LOS ANGELES CLIPPERS

2012-13 INFORMATION GUIDE

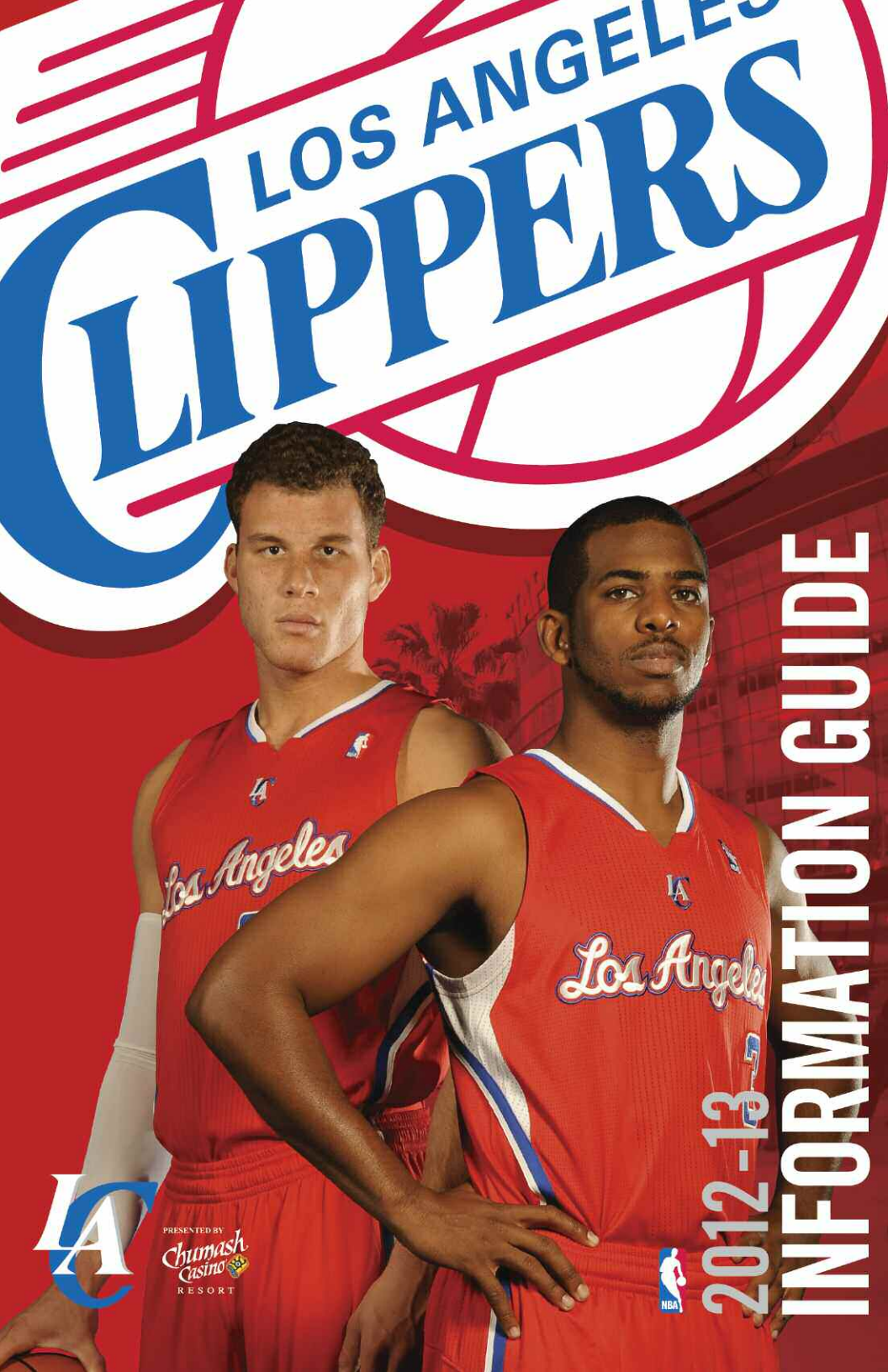

PRESENTED BY Chumash Casino RESORT

FOX SPORTS PRIME TICKET™

FOXSPORTSWEST.COM

WE ARE SPORTS LA are you IN

LOS ANGELES CLIPPERS

Back to Index

Clippers 22
Clippers 12
Clippers 5
Clippers 11
Clippers 34
HILL 33
SPALDING
SPALDING 6
Clippers 23
Clippers 7
Clippers 9

In Memorium



Michael Matthews



Artie Williams III

The 2012-13 Los Angeles Clippers Information Guide is dedicated to the memory of Michael Matthews and Artie Williams III, two members of the Los Angeles sports community who we unexpectedly lost during 2012.

Matthews was a hard-working, respected member of the Los Angeles Clippers' game night statistics crew since the 2007 season. He was dependable and known for his loyalty, technical expertise, quick smile and lovable personality, as well as his true love for the Clippers organization. He will be remembered fondly by all who worked with and alongside him.

Williams, a photographer for KABC-TV in Los Angeles for 30 years, was a staple at practices, games and press conferences for all of the local teams. He had been with KABC since 1982, earning an Emmy Award for his 1984 coverage of the Los Angeles Summer Olympics. Williams also covered numerous Super Bowls, NBA Finals, NBA All-Star games, NCAA Final Fours, World Series, Major League All-Star games, Stanley Cup Finals, BCS Championship games, Rose Bowls, championship fights in Los Angeles and Las Vegas plus major news events as well, including the Michael Jackson Memorial at STAPLES Center. He was an usher at his church, a volunteer in the community and spoke to kids at school about what it was like to be a cameraman at ABC7.

Both will be missed tremendously.

TABLE OF CONTENTS

Offical Team Sponsor PRIME TICKET . . . Inside Front Cover

CLIPPERS

In Memorium 2
Clippers Front Office Directory 4
Donald T. Sterling Biography 6
Andy Roeser Biography 7
Gary Sacks & Gerald Madkins Biography 8
Offical Team Sponsor The Commerce Hotel Casino 9
Vinny Del Negro Biography 10-11
Basketball Staff 12-15
Medical Staff 15
Management 16
Communications Staff 17
Clippers Front Office/Game Night Staff 18-19
Clippers in the Community 20-21
Clippers Foundation 22
NBA Community Relations 23
2012-13 Clippers Roster/How The Clippers' Were Built.../
Pronunciation Guide 24

PLAYERS

Player Biographies 26-85
Offical Team Sponsor Dodge Ram 45
Offical Team Sponsor Carmax 49
Career Transactions 86

2011-12 REVIEW

Final Season Statistics 88
Miscellaneous Information/Box Score Breakdown 89
Game-By-Game Results 90-91
Team Highs and Lows 92-93
Individual Highs 94
Clippers's Record When They 95
Top Performances 96-97
Opponents Top Performances 98-99
2011-12 Transactions/
Games Missed Due To Injury/Illness 100

RECORD BOOK

Franchise Career Leaders 102
Honors and Rankings 103
Los Angeles Clippers Records 104-107
Individual and Team Records 108-119
Opponent Records 120-125
Franchise Playoff Records 126-128
Opponent Playoff Records 129-131
Franchise Playoff Results 132-133
Franchise Coaching Records 134
Miscellaneous Records 135-137
All-Time Triple-Doubles 138-139
Clippers Rookie Records 140

TEAM HISTORY

Month by Month 142
Franchise Attendance 143
Year-By-Year Statistics 144
Year-By-Year Results 145-185
All-Time Roster 186-211
All-Time Colleges 212
All-Time Franchise Trades 213-216
All-Time Jersey Numbers 217-218
Season-By-Season Leaders 219-224
Team Arena History 225
Franchise Draft History 226-229
Offical Team Sponsor Ford 230
Preseason Results 231-232
This Date in Franchise History 233-236

THE OPPONENTS

NBA Team Information 238-295
Offical Team Sponsor KFWB News Talk 980 296

THE NBA

NBA Information 298
NBA Development League 299
2012-13 NBA Standings/Playoff Structure 300
2011-12 NBA Playoff Results 301
NBA Champions 302
NBA Division Winners 303
2011-12 NBA Leaders 304
Offical Team Sponsor Kia Motors 305
2012 NBA Draft 306
Offical Team Sponsor ESPN 1330 AM 307
Active Career Leaders 308-309
All-Time NBA Leaders 310-311
2012-13 NBA Award Winners 312-313
Offical Team Sponsor Mandalay Bay 314

ADDITIONAL INFORMATION

STAPLES Center 316
Arena Services 317
Los Angeles Clippers Training Center 318-319
Broadcasters 320-322
Outlets 323
LACTV & Clippers.com 324
Offical Team Sponsor Mercedes-Benz 325
Media Guidelines 326-327
Game Entertainment 328
Offical Team Sponsor Trump National Golf Club 329
Seating Layout 330
2012-13 Clippers Schedule . . . . . Inside Back Cover
Offical Team Sponsor Chumash Casino . . . . . Back Cover

© 2012 Los Angeles Clippers
Editor: Rob Raichlen
Contributors: Seth Burton, Ta'Nisha Cooper, Steven Esparza
Executive Editor: Joseph V. Safety
Photography: NBA Photos
Printing and Design: Chromatic Inc. Lithographers
Cover Design: HEILBrice Advertising
Special Thanks: Elias Sports Bureau, Harvey Pollack

All NBA and team insignia depicted in this publication are the property of NBA Properties, Inc. and the respective teams of the NBA and may not be reproduced for commercial purposes without the prior written consent of NBA Properties, Inc.

The information contained in this publication was compiled by the Los Angeles Clippers and is provided as a courtesy to our fans and the press and may be used only for personal or editorial purposes. Any commercial use of this information is prohibited without the prior written consent of the Los Angeles Clippers.

DIRECTORY

Office: **Los Angeles Clippers Training Center**
6951 S. Centinela Ave
Playa Vista, CA 90094
Telephone: (310) 862-6000
Fax: (310) 862-6062
Internet: www.clippers.com

STAPLES Center
1111 S. Figueroa St. Suite 1100
Los Angeles, CA 90015
Telephone: (213) 742-7500
Fax: (213) 742-7550

Chairman of the Board, Owner and NBA Governor	Donald T. Sterling
President and NBA Alternate Governor	Andy Roeser

BASKETBALL OPERATIONS

Vice President of Basketball Operations	Gary Sacks
Director of Basketball Operations	Gerald Madkins
Head Coach	Vinny Del Negro
Assistant Coaches	Marc Iavaroni, Bob Ociepka, Robert Pack
Director of Basketball Administration	Eric Miller
Director of International Scouting	Fabrizio Besnati
Director of Scouting	Jason Piombetti
Director of Player Development	Dave Severns
Player Development Assistant	Howard Eisley
Player Development Assistant/Game Prep Coordinator	Raman Sposato
Shooting Coach	Bob Thate
Advance Scout	T.J. Zanin
Director of Team Operations	Alice Shing
Head Athletic Trainer	Jasen Powell
Strength and Conditioning Coach	Richard Williams
Assistant Athletic Trainer/Assistant Strength & Conditioning Coach	Joe Resendez
Equipment Manager	Pete Serrano
Assistant Equipment Manager	Mathias Testi
Video Coordinator	Mohammad Dakhil
Team Physicians	Dr. Steve Shimoyama, M.D., Dr. Steven Krems, M.D., Dr. Mark Laska, D.D.S.
Executive Assistant	Marissa Chavez
Administrative Assistant	Alexandra Mitchell

COMMUNICATIONS

Vice President of Communications	Joe Safety
Director of Communications	Rob Raichlen
Assistant Director of Communications	Seth Burton
Assistant Director of Media Services	Ta'Nisha Cooper
Media Services Coordinator	Steven Esparza
LACTV Host/Producer	Madelyn Burke
Website Content Coordinator	Eric Patten

MARKETING AND SALES

Senior Vice President of Marketing and Sales	Carl Lahr
Director of Ticket Sales	Urel Martinez
Director of Group Sales and Ticket Analytics	Ashley Hall
Inside Sales Managers	Matthew Gwartz, Zac Ryan
Director of Ticket Operations	Chuck Loth
Senior Account Executives	Charlie Arviso, Cedric Wilson
Senior Account Executive, Arena Operations Coordinator	Rob Strikwerda
Account Executives	Jessica Bascara, Daniel de la Torre, Luke Elliott, Tyler Kealey, Christian Lewis, Alexandra Novak
Group Sales Supervisor	Brad Eisen
Group Events Coordinator	Lauren Kimball
Group Events Specialists	Maurice Baker, Victor Yee
Director of Fan Relations and Services	Joe Kelly
Fan Relations and Services Coordinator	Jamie Lee
Account Services Representatives	Jason Hill, Carly Petersen, Collin Breen, Danielle Ares
Director of Community Relations and Player Programs	Denise Booth
Community Relations and Player Programs Coordinator	Tracy Schneider
Community Relations Associate	Latoya Jackson
Database Marketing, Research and Promotions Coordinator	Sanja Komljenovic
Digital Marketing Assistant	Justine Brown
Website Administrator	Marcus Fong
Marketing Manager	Leslie Murata

MARKETING AND BROADCASTING

Vice President of Marketing and Broadcasting	Christian Howard
Senior Director of Sponsorship Sales	Chris Beyer
Senior Director of Corporate Sales	Greg Flaherty
Sponsorship Sales Account Executives	Zach Gano, MacKenzie Miller, Brittany Lyons, Amy Girgis-Abadir
Broadcast Manager	Jessica Esparza
Sponsor Services Manager	Annie Cornforth
Sponsor Services Coordinator	Aida Morrow
Creative Services Coordinator	Chris Serafino

FINANCE

Chief Financial Officer	Ed Lamb
Director of Human Resources	Raymond Ortegaso
Director of IT	Derek Gordon
Accounting Manager	Lori Balsamo
Staff Accountant	Jennifer Androus
Staff Accountant / HR Coordinator	Jennifer Werber
IT Systems Engineer	Michael Burton
IT Systems Coordinator	Alan Tucker
Administrative Assistant	Octavia McClain
General Counsel	Bob Platt - Manatt, Phelps & Phillips
Game Entertainment Manager	Marianne Bogoyevac
Entertainment Teams Director	Audrea Harris
Entertainment Teams Assistant Director	Cheryl Azurin
Public Address Announcer	David Courtney
Game Officials	Kent McLaren, Kyle Lucas, Tony Monton
Stat Crew	Celina Baguiao, Dan Corbett, Steve Farmer, Ken Ngo, Shon Taylor, Genene Turndorf, Bryan Weinstein
Television PRIME TICKET -	Ralph Lawler, Michael Smith
Radio KFWB NEWS TALK 980 -	Brian Sieman, Ralph Lawler, Michael Smith

Follow the Clippers on @LAClippers losangelesclippers

THE CLIPPERS

CHAIRMAN OF THE BOARD AND OWNER

DONALD T. STERLING

Donald T. Sterling ranks among the longest-tenured NBA owners, and is one of the few remaining sole owners of a professional sports franchise in any league. This season, he enters his 32nd season as Owner and Chairman of the Board of the Clippers.

It was Sterling's vision which resulted in the construction of the $50 million Los Angeles Clippers' Training Center in Playa Vista, which houses the team's practice and training facility, as well as office space to accommodate the Clippers' Basketball Operations staff.

(L-R) Donald T. Sterling, Shelly (Mrs. Donald T.) Sterling and Clippers' President Andy Roeser

His areas of expertise are diverse and many: he has been a prominent attorney, real estate developer, and entrepreneur. Add to that his efforts in community involvement and philanthropy, so clearly evidenced by his active role in support of charities providing direct benefit to the lives of tens of thousands of young people throughout the Greater Los Angeles metropolitan area. Each season Clippers Owner Donald T. Sterling donates game tickets to host children's charities and community groups. Community leaders from groups in attendance were also invited to meet with Sterling pregame. Over the last ten seasons, Sterling has donated over 390,000 tickets to more than 2,500 community groups. Sterling was the driving force in the formation of the Los Angeles Clippers Foundation, which benefits numerous local charities. During the 2006 off-season, Sterling spearheaded the creation of a series of free, day-long, Clippers' summer basketball clinics to involve local youth. In 2011 he added a series of free swim clinics and various days of free rides at the Santa Monica Pier and in 2012 the summer clinics program grew to include bowling and golf clinics. Since 2006, more than 19,000 children have participated in the summer events including the pier, swim, basketball, bowling and golf clinics which have taken place at various parks and recreation centers and bowling centers throughout the Greater Los Angeles area.

During the 2006 off-season, Sterling spearheaded the creation of a series of free, daylong, Clippers' summer basketball clinics to involve local youth. In 2011 he added a series of free swim clinics and various days of free rides at the Santa Monica Pier. Since 2006, more than 12,000 children have participated in the summer events including the pier, swim and basketball clinics which have taken place at various parks and recreation centers throughout the Los Angeles area.

He has received many honors, including the 2009 NAACP Lifetime Achievement Award, the 2008 BBA Humanitarian of the Year Award, the 2008 NAACP President's Award, the 2006 Say Yes to Children Network Children's Hero Award, the 1999 MDA Dennis Day Memorial Award, the 1998 Los Angeles Yeshiva Golden Menorah Humanitarian of the Year Award, the Asthma & Allergy Foundation 1998 Humanitarian of the Year Award, the Vista Del Mar Orphanage 1997 Man of the Year and the Gold Medal Humanitarian of the Year by the Special Olympics. He was also named Humanitarian of the Year by the Los Angeles Police Historical Society at its 1999 Jack Webb Award gala. Funds generated by the event went toward the construction of the Los Angeles Police History and Community Education Center, a multi-purpose facility designed to pay tribute to those who have fallen in the line of duty and serve as a community center for at-risk youth, an interactive LAPD Museum, and an LAPD sub-station.

Sterling was born in Chicago and raised in the Boyle Heights section of Los Angeles, earning his entire education in the area, from high school to law school - where he graduated with cum laude honors. He began his career as a lawyer before turning to investments, sports and entertainment in Southern California. He took over ownership of the Clippers' franchise in 1981 when the team was located in San Diego. He re-located the club to his hometown in 1984. It was his influence which stimulated yet another move prior to the 1999-2000 season, this time just a few blocks up Figueroa Street. That season the team began playing in the magnificent new STAPLES Center in downtown Los Angeles.

Sterling is the managing partner of a law firm and Chairman of Sterling Properties. He and his family reside in Beverly Hills and Malibu.

PRESIDENT AND NBA ALTERNATE GOVERNOR

ANDY ROESER

One of the longest-tenured executives in the National Basketball Association, Los Angeles Clippers President and NBA Alternate Governor Andy Roeser has spent the last 28 years shaping the Clippers into one of the most exciting and fan friendly franchises on the Los Angeles sports landscape. His innovative, forward-thinking approach has helped build the Clippers into a contender.

During the summer of 2012, Roeser teamed up with Vice President of Basketball Operations Gary Sacks and Head Coach Vinny Del Negro to retool the Clippers bench, adding veterans with championship credentials to an already talented roster. Prior to the start of the 2011 season, Roeser helped pull off the biggest trade in franchise history, the acquisition of All-Star point guard Chris Paul.

Under Roeser's guidance the Clippers sold out every home game at STAPLES Center during the 2011-12 season and overall have sold out 45 consecutive regular season home games (and five playoff games) dating back to February 2, 2011.

Roeser was also the driving force behind the extraordinary Los Angeles Clippers Training Center in Playa Vista which opened prior to the start of the 2008-09 campaign, serving as the point man for all aspects in the development and construction of the 42,500 square foot state-of-the-art facility that immediately took its place as one of the best in all of professional sports.

In addition, Roeser continues to raise the Clippers local profile, negotiating a long-term exclusive broadcast rights agreement with PRIME TICKET as well as a multi-year radio agreement with KFWB 980 AM.

Roeser was elevated to the role of team President in 2007. He had been in charge of all facets of the team's business operations since 1986 as the club's Executive Vice President.

He joined the organization in 1984 from the accounting firm of Ernst & Young. The President of the Los Angeles Clippers Foundation since its inception in 1994, Roeser also serves on the boards of the Los Angeles Sports Council and the Advisory Board for the Graduate Program in Sports Management at Cal State University, Long Beach.The 53-year old Michigan native is a graduate of Michigan State University and resides in Long Beach with his wife Anne and their son Drew and daughter Stephanie.

(L-R) NBA Commissioner David Stern and Andy Roeser

(L-R) Andy Roeser, Blake Griffin

VICE PRESIDENT OF BASKETBALL OPERATIONS

GARY SACKS

Gary Sacks begins his first season as Vice President of Basketball Operations and his 19th overall season with the team after serving as the team's Director of Player Personnel for the past two years. Sacks spent the previous five seasons as Director of Scouting/Assistant Director of Player Personnel.

The summer of 2012 saw one of the most productive offseasons in franchise history, with Sacks, President Andy Roeser and Head Coach Vinny Del Negro teaming to re-sign two-time All-Star forward Blake Griffin and five-time All-Star guard Chauncey Billups. To further enhance this year's roster, the trio also completed the free agent signings of Jamal Crawford, Grant Hill, Ryan Hollins and Ronny Turiaf, plus the acquisitions of Lamar Odom and Willie Green via separate trades.

In his previous role of Director of Player Personnel, Sacks oversaw the team's overall scouting efforts as well as the compilation of information on players entering the NBA Draft and professional players throughout the world. He also assisted on all facets of the day-to-day direction of the basketball operations department including player trades and free agent acquisitions.

Throughout his career with the Clippers, Sacks has worked in various capacities within the basketball operations department assisting with draft and free agency information, video preparation, draft prospect and advance scouting reports, statistical analytics and NBA Salary Cap analysis.

A 1989 graduate with a degree in Economics from UCLA, Sacks, his wife Tiffany and their two sons reside in Westwood.

DIRECTOR OF BASKETBALL OPERATIONS



GERALD MADKINS

Gerald Madkins enters his first year as Director of Basketball Operations after being named to the position on September 24, 2012. Madkins joins the Clippers after serving as the Vice President of Player Personnel for the New Orleans Hornets for the past two seasons. In his role with the Hornets, Madkins was responsible for overseeing the scouting staff, salary cap and database management, pro, college, international, and developmental league talent evaluation, as well as assisting the general manager with all front office duties. While in New Orleans, the Hornets drafted Anthony Davis with the number 1 overall pick in the 2012 NBA draft.

Prior to his role in New Orleans, Madkins served as the Director of Scouting for the Houston Rockets from 2008-2010. During his time in Houston, the Rockets advanced to the Western Conference semi-finals in 2009 and acquired Trevor Ariza and Kevin Martin via free agency. The Rockets also drafted Sergio Llul (34th pick) and Chase Budinger, (44th pick) in the 2009 NBA draft, and Patrick Patterson (14th pick) in the 2010 NBA draft. In addition to overseeing the scouting staff and evaluating college, developmental league and international talent, Madkins assisted the basketball operations staff with statistical analysis. Madkins also served as the Vice President of Player Personnel for Houston's NBA Developmental League affiliate, the Rio Grand Valley Vipers.

Prior to his role with the Rockets, Madkins served as the Director of West Coast Scouting for the former Seattle Supersonics and current Oklahoma City Thunder. During his tenure, the Sonics drafted Russell Westbrook (4th pick), Serge Ibaka (24th pick) and DJ White (29th pick) in the 2008 NBA draft. Madkins also served as a scout for the New York Knicks from 2003-07, when the Knicks notably drafted Trevor Ariza with the 43rd pick in 2003. The Knicks also drafted Channing Frye (8th pick) Nate Robinson (22nd pick) and David Lee (30th pick) in the 2004 NBA draft, and Wilson Chandler (17th pick) among others during Madkins' tenure.

Born April 18, 1969, Madkins had a standout career at UCLA, where he played from 1987-1992. Madkins served as a team captain his senior year, in which the Bruins won the Pac-10 Championship and advanced to the Elite Eight in the NCAA tournament. The Merced, California native still ranks in the top 10 in career assists, steals, and 3 point field goal percentage for the Bruins.

Following his career at UCLA, Madkins played professionally for 8 years in the NBA (Cleveland Cavaliers, Miami Heat, Golden State Warriors) the Continental Basketball Association (Grand Rapids Hoops, Rockford Lightning) the Spanish Basketball League (Joventut Badalona) and the French Basketball League (Pitch Cholet. Following his pro career, Madkins coached at California State University Stanislaus (2000-01.) He then returned to his alma mater, UCLA, where he served as an assistant coach for 2 seasons (2001-03) and coached NBA veterans Dan Gadzuric and Jason Kapono, as well as current Clippers Matt Barnes and Ryan Hollins.

Gerald and his wife, Julee, are the proud parents of three children, Christopher (17), Brandon (14) and Olivia (7).

THE COMMERCE® HOTEL · CASINO

Featuring...

Poker • Blackjack
Baccarat • 3 Card Poker

The RaceBook @ COMMERCE CASINO

CROWNE PLAZA® HOTELS & RESORTS

7 Miles From Downtown Los Angeles

6131 E. TELEGRAPH RD. • COMMERCE, CA 90040 • 323.721.2100 • COMMERCECASINO.COM

Texas Hold'em GEGA-001313, 21st Century Blackjack GEGA-000148, 21 Century Baccarat GEGA-001901, 3 Card Poker GEGA-000295
Must be 21. Play responsibly. 1-800 GAMBLER or www.problemgambling.ca.gov

Back to Index

HEAD COACH

VINNY DEL NEGRO

Vinny Del Negro enters his third season as head coach of the Los Angeles Clippers presiding over a team he has helped transform into one of the most exciting squads in the NBA. In four seasons as an NBA head coach, Del Negro owns a career regular season record of 154-158 (.493) and a playoff record of 8-15 (.348).

The 2011-12 regular season marked a turning point in team history. After an offseason of roster changes and an abbreviated preseason, Del Negro's Clippers surged to the team's highest winning percentage in history followed by a stunning first round upset against the Memphis Grizzlies in a playoff series that would go down as one of the NBA's most exciting.

In one of the NBA's greatest playoff comebacks, game one saw the Clippers emerge from 21 points down at the start of the fourth quarter to win and tie the record for the largest comeback to start the fourth quarter in a playoff game.

After a series of tightly contested games and key injuries to three starters (Chris Paul, Blake Griffin and Caron Butler), the Clippers finished off the Grizzlies in a stunning game seven road victory in Memphis, making the Clippers the first team in NBA history to win games one and seven on the road in a first round playoff series. This also marked the franchise's first game seven victory (1-2 all-time) and the team's first-ever series win over a higher seeded opponent. Although the Clippers would eventually fall to the top seeded San Antonio Spurs in the Conference Semi-Finals, Del Negro guided his team to one of the most exciting seasons in franchise history.

Del Negro's contributions didn't stop on the sidelines at the end of the postseason. During the 2012 offseason, Del Negro joined forces in a leadership triumvirate with team President Andy Roeser and Vice President of Basketball Operations Gary Sacks to jointly manage the summer's transactions.

During his first season with Los Angeles in 2010-11, Del Negro led a roster that began the season as the ninth youngest in the league and established the Clippers as a fast-breaking, tenacious club that showcased relentless energy and potential by recording victories against every Division winner in the NBA. Eight times in 2010-11, Del Negro started the youngest overall starting lineup in franchise history with an average age of 21.4 years. His emphasis on defense was apparent as the Clippers jumped from 21st in the NBA in Defensive Field Goal Percentage in 2009-10 to 10th in Del Negro's first season in Los Angeles. Under Del Negro's leadership in 2010-11, the Clippers set the team record for most consecutive home victories, logging nine straight wins at STAPLES Center from January 5th – January 31st, a stretch that included wins against the Denver Nuggets, Miami Heat and the Lakers. Del Negro also notched his 100th career coaching victory with a 103-88 win over the Charlotte Bobcats on January 29th.

The 2010-11 campaign also marked the second time in three seasons that Del Negro coached the NBA Rookie of the Year, guiding Blake Griffin to a historic rookie season just like he did with Chicago's Derrick Rose during the 2008-09 campaign. It was the third time in NBA history that a head coach in his first season with a franchise has coached two different Rookies of the Year, and just the fourth time ever that a coach has had multiple Rookies of the Year in his first three seasons. Del Negro's successful history of developing young talent is also evident in the early career success of Bulls draft pick Taj Gibson (26th overall selection in 2009 NBA Draft), who was named First Team All-Rookie under Del Negro, and Clippers guard Eric Bledsoe (18th overall selection in 2010 NBA Draft), named Second Team All-Rookie after last season.

Del Negro joined the Clippers after having led the Chicago Bulls to two consecutive trips to the NBA Playoffs (2009 and 2010) after back-to-back 41-41 (.500) seasons. The Bulls were eliminated in the first round of the 2010 Playoffs (1-4) by the Cleveland Cavaliers. Chicago played a memorable seven-game first round series (3-4) against the defending NBA Champion Boston Celtics in 2009 that many consider the best postseason series in NBA history. Four of the seven games went into overtime, including a triple-overtime win in Game 6, a double-overtime win in Game 4 and an overtime win in Game 1.

Del Negro joined a select list of coaches in NBA history with no prior coaching experience to lead his team to the playoffs in his first two seasons as an NBA head coach. (Billy Cunningham, Philadelphia - 1978 and 1979; Doug Collins, Chicago – 1987 and 1988; Larry Bird, Indiana – 1999 and 2000). During a memorable stretch of the 2009-10 season, Del Negro led the Bulls to five consecutive victories on the road, all against teams with above .500 or better records (at Phoenix, at Houston, at San Antonio, at Oklahoma City and at New Orleans), which marked the first time in NBA history a team had achieved that feat.

Prior to his time with the Bulls, Del Negro served as Assistant General Manager of the Phoenix Suns during the 2007-08 campaign after a promotion from his previous role of Director of Player Personnel, which he held for the 2006-07 season. Del Negro moved to the front office after working three seasons (2003-06) as a color analyst for the Suns' broadcast teams. His broadcast career also included stints as an analyst for ESPN's "NBA Matchup" and as an analyst for the San Antonio Spurs.

Del Negro retired from his 14-year professional playing career following the 2001-02 season. (12 NBA seasons and 2 seasons with Benetton Treviso in the Italian A1 League). Over his 12-year NBA career, Del Negro averaged 9.1 points in 771 regular season games, while tallying 8.8 points in 54 playoff games. Del Negro was originally drafted by the Sacramento Kings in the second round (29th overall) of the 1988 NBA Draft. After spending two seasons in Sacramento, Del Negro signed with Benetton Treviso, where he averaged 25.4 points and 4.4 rebounds in 65 games over a two-year span (1990-92), leading the team to its first Italian League Championship in 1992 while being named playoff MVP. In 1992 Del Negro returned to the NBA, embarking on a six-season stint with the San Antonio Spurs (1992-98). During his time in San Antonio, Del Negro helped lead the Spurs to the playoffs on five occasions including two Midwest Division titles, and still holds the team's record for consecutive free throws made (50). He was named to San Antonio's 25th Anniversary Team as one of the top 25 players in Spurs history.

After his time in San Antonio, Del Negro played two seasons with the Milwaukee Bucks (1998-00), one season with the Golden State Warriors (2000-01) and finished his career with two seasons in Phoenix (2000-02). Throughout his career, Del Negro played for some of the greatest coaches in NBA history including George Karl, Dick Motta and Gregg Popovich.

Del Negro played four collegiate seasons at North Carolina State under the late Jim Valvano, averaging 9.1 points, 2.9 rebounds and 2.6 assists over his career. He helped the Wolfpack to four consecutive NCAA Tournament appearances, including back-to-back trips to the Elite Eight (1985 and 1986). He was also named the winner of the Everett Case Award as the MVP of the 1987 ACC Tournament, leading NC State to the tournament championship. Del Negro was named to the All-ACC First Team his senior season after tallying 15.9 points, 4.9 rebounds and 3.6 assists per game while shooting .515 from the field and .839 from the free throw line. As a culmination to his career at North Carolina State, Del Negro had his jersey retired in 2001. Vincent Joseph Del Negro was born on August 9, 1966 in Springfield, Massachusetts and attended Suffield Academy in Suffield, Connecticut. Del Negro was inducted into the New England Basketball Hall of Fame in 2002 after leading Suffield to the 1983 and 1984 New England Championship. He had his #21 retired by the school in February, 2008. Del Negro's father, Vin, played collegiately under Adolph Rupp at the University of Kentucky. Vinny and his wife Lynn met at North Carolina State University.

VINNY DEL NEGRO COACHING RECORD

Season	Team	Regular Season		Finish	Playoffs	
2008-09	Chicago Bulls	41-41	.500	2nd/Central Division	3-4	.429
2009-10	Chicago Bulls	41-41	.500	3rd/Central Division	1-4	.200
2010-11	Los Angeles Clippers	32-50	.390	4th/Pacific Division		
2011-12	Los Angeles Clippers	40-26	.606	2nd/Pacific Division	4-7	.364
Totals (4 years)		**154-158**	**.493**		**8-15**	**.347**

NBA REGULAR SEASON RECORD

												– REBOUNDS –									
SEASON-TEAM	G	MIN	FGM	FGA	PCT	3FGM	3FGA	PCT	FTM	FTA	PCT	OFF	DEF	TOT	AST	PF	DQ	STL	BLK	PTS	AVG
88-89-Sacramento	80	1556	239	503	.475	6	20	.300	85	100	.850	48	123	171	206	160	2	65	14	569	7.1
89-90-Sacramento	76	1858	297	643	.462	10	32	.313	135	155	.871	39	159	198	250	182	2	64	10	739	9.7
92-93-San Antonio	73	1526	218	430	.507	6	24	.250	101	117	.863	19	144	163	291	146	0	44	1	543	7.4
93-94-San Antonio	77	1949	309	634	.487	15	43	.349	140	170	.824	27	134	161	320	168	0	64	1	773	10
94-95-San Antonio	75	2360	372	766	.486	66	162	.407	128	162	.790	28	164	192	226	179	0	61	14	938	12.5
95-96-San Antonio	82	2776	478	962	.497	57	150	.380	178	214	.832	36	236	272	315	166	0	85	6	1191	14.5
96-97-San Antonio	72	2243	365	781	.467	44	140	.314	112	129	.868	39	171	210	231	131	0	59	7	886	12.3
97-98-San Antonio	54	1721	211	479	.441	17	39	.436	74	93	.796	13	139	152	183	113	0	39	6	513	9.5
98-99-Milwaukee	48	1093	114	270	.422	13	30	.433	40	50	.800	14	88	102	174	62	0	33	3	281	5.9
99-00-Milwaukee	67	1211	153	325	.471	8	24	.333	35	39	.897	9	98	107	160	81	0	36	0	349	5.2
00-01-G. State-Pho	65	922	106	234	.453	1	13	.077	41	44	.932	12	70	82	126	78	0	26	3	254	3.9
01-02-Phoenix	2	6	1	4	.250	0	0	—	0	0	—	0	0	0	2	0	0	0	0	2	1.0
TOTALS	**771**	**19221**	**2863**	**6031**	**.475**	**243**	**677**	**.359**	**1069**	**1273**	**.840**	**284**	**1526**	**1810**	**2484**	**1466**	**4**	**576**	**65**	**7038**	**9.1**

NBA PLAYOFF RECORD

												– REBOUNDS –									
SEASON-TEAM	G	MIN	FGM	FGA	PCT	3FGM	3FGA	PCT	FTM	FTA	PCT	OFF	DEF	TOT	AST	PF	DQ	STL	BLK	PTS	AVG
92-93-San Antonio	8	112	17	38	.447	2	9	.222	4	4	1.000	6	13	19	24	13	0	1	1	40	5
93-94-San Antonio	4	93	12	27	.444	2	4	.500	3	5	.600	1	6	7	18	6	0	1	0	29	7.3
94-95-San Antonio	15	382	51	118	.432	9	20	.450	20	24	.833	4	28	32	37	23	0	8	2	131	8.7
95-96-San Antonio	10	379	57	124	.460	16	27	.593	13	19	.684	4	22	26	29	19	0	13	3	143	14.3
97-98-San Antonio	9	283	39	81	.481	2	10	.200	16	17	.941	2	22	24	29	30	0	8	0	96	10.7
99-00-Milwaukee	5	93	13	30	.433	0	2	.000	0	0	—	0	8	8	9	4	0	3	0	26	5.2
00-01-Phoenix	3	26	4	7	.571	0	0	—	0	0	—	0	2	2	5	2	0	0	0	8	2.7
TOTALS	**54**	**1368**	**193**	**425**	**.454**	**31**	**72**	**.431**	**56**	**69**	**.812**	**17**	**101**	**118**	**151**	**97**	**0**	**34**	**6**	**473**	**8.8**

COACHING STAFF/BASKETBALL OPERATIONS

MARC IAVARONI
ASSISTANT COACH

Beginning his third campaign in Los Angeles is Marc Iavaroni, who brings 16 seasons of NBA coaching experience to the Clippers. Iavaroni spent the 2009-10 campaign as an assistant coach with the Toronto Raptors after serving the previous two seasons as head coach of the Memphis Grizzlies. Prior to his time in Memphis, Iavaroni was an assistant in Phoenix (2002-07), Miami (1999-2002) and Cleveland (1997-99). In his five seasons with the Suns they made four trips to the NBA Playoffs, including two appearances in the Western Conference Finals (2005, 2006). Following his professional playing career, Iavaroni was an assistant coach at Bowling Green State for two seasons from 1992- 94 under Jim Larranaga, who led George Mason to the 2006 Final Four. The 55th overall selection in the 1978 NBA Draft, Iavaroni averaged 4.4 points and 3.2 rebounds over his seven-year NBA career. Iavaroni played professionally overseas for five seasons in Italy and Spain, including three seasons after his college career and two seasons following his NBA career. He was a starter as a rookie on the 76ers' 1983 World Championship team. Iavaroni's teams, which also included San Antonio and Utah, qualified for the playoffs every season of his career. As a collegian, Iavaroni was a four-year starter and finished in 1978 ranked in Virginia's top 10 in career scoring and rebounding. He gained first-team All-Tournament honors on Virginia's 1976 ACC Tournament championship team, an accomplishment he still considers among his most satisfying playing achievements. Born in Jamaica, N.Y., Iavaroni and his wife, Caroline, have three sons, Kenton, McCray and Jackson.

BOB OCIEPKA
ASSISTANT COACH

Bob Ociepka enters his first season as an assistant coach on Vinny Del Negro's staff in Los Angeles, however, the 2012-13 campaign marks a return for Ociepka, who previously served as an assistant coach with the Clippers under Bob Weiss during the 1993-94 season and under Bill Fitch from 1994-96. Ociepka has more than 30 years of coaching experience and has been in the NBA for 21 years, spending last season as an assistant coach for the Portland Trail Blazers. He came to Portland after serving two years as an assistant under Del Negro with the Chicago Bulls from 2008-10. Prior to joining the Bulls, Ociepka spent two seasons with the Minnesota Timberwolves. He has also spent time as an assistant coach with the Indiana Pacers, Philadelphia 76ers, Cleveland Cavaliers, Detroit Pistons and Milwaukee Bucks. Ociepka began his NBA career with Detroit in the 1980s as a part-time volunteer scout while coaching high school basketball. Inducted into the Chicago Catholic League Hall of Fame on May 4, 2000, he was one of the Chicago area's most respected prep coaches at Gordon Tech and York High Schools. Ociepka is the author of two books on the game of basketball, "Basketball Playbook: Plays from the Pros," published in 1995 and "Basketball Playbook 2: More Plays from the Pros," published in 2001. He played college basketball at Quincy College (Ill.). Ociepka has a daughter, Kate, who resides in Indianapolis. He and his wife, Andrea, were married in the summer of 2009.

ROBERT PACK
ASSISTANT COACH

Robert Pack enters his third season with the Clippers after serving as an assistant coach with the New Orleans Hornets during the 2009-10 campaign. Pack, who served as the head coach for the Clippers' entry in the 2012 NBA Summer League in Las Vegas, brings 13 years of NBA playing experience and career averages of 8.9 points, 4.6 assists and 2.0 rebounds over 552 games with the Dallas Mavericks, Denver Nuggets, Minnesota Timberwolves, New Orleans Hornets, New Jersey Nets and Washington Wizards. Nicknamed "Pac-Man", Pack was a member of the 1991-92 Portland team that advanced to the NBA Finals and was a member of the 1993-94 Denver Nuggets' squad that made NBA history as the first No. 8 seed to defeat a No. 1 seed in the first round of the NBA Playoffs. Pack was also the runner-up in the 1994 NBA All-Star Slam Dunk Contest in Minneapolis. Pack also played overseas with BC Kauno Zalgiris in Lithuania from 2004 through 2005. He enjoyed a standout collegiate career at USC, ranking fourth on the Trojans all-time assists list (319) in just two seasons, while becoming just the fourth player in school history to record back-to-back 100 assist seasons. In two seasons, he averaged 13.4 points and 5.6 assists per game at USC.

ERIC MILLER
DIRECTOR OF BASKETBALL ADMINISTRATION

Eric Miller enters his first season with the Clippers in the role of Director of Basketball Administration. His responsibilities will include salary cap and database management, contract negotiations, analytics, scheduling of preseason games as well as assisting the Vice President of Basketball Operations in all other front office duties. Prior to joining the Clippers, Miller worked seven years as a CPA in public accounting in the San Fernando Valley. A 2000 graduate of Cal State Northridge with a degree in Accountancy, Miller, his wife Joanna and their four children Hannah, Luke, Ava and Sofia reside in Calabasas.

FABRIZIO BESNATI
DIRECTOR OF INTERNATIONAL SCOUTING

Fabrizio Besnati enters his eighth season as Director of International Scouting and his 11th overall season with the team. Besnati's responsibilities include the global scouting of both draft eligible players as well as potential free agents who are playing in professional leagues worldwide. Besnati's professional career began in 1999 when he accepted the front office position of Assistant General Manager of Russia's St. Petersburg Lions while they were participating in Euroleague competition.

After the experience with the Russian team, Besnati accepted a similar position with Austria's Traiskirchen Lions. He then moved on to work for the international sports agency, Interperformances, Inc., as a personnel consultant focusing on Eastern Europe and Africa. Besnati grew up in Varese, Italy but attended high school in Prescott, Arizona in 1991. He speaks five languages and currently resides in Fort Lauderdale, Florida and Belgrade, Serbia.

BASKETBALL OPERATIONS/COACHING STAFF

JASON PIOMBETTI
DIRECTOR OF SCOUTING

Entering his first season as Director of Scouting, Jason Piombetti begins his eighth overall campaign with the team. Piombetti previously held the position of Scouting Coordinator for the past two seasons after joining the Clippers as Basketball Operations Assistant in 2005. He came to the Clippers after serving two seasons (2003-05) in the baseball operations department for the Los Angeles Dodgers. In his current role, Piombetti will oversee the team's domestic scouting efforts and evaluate prospects in college and the NBA D-League and will also assist in the day-to-day activities of the basketball operations department. In addition, he will continue to compile information for the upcoming NBA Draft. Piombetti graduated from Cal Poly San Louis Obispo in 2003 with a double-major in Biology and Business Administration and was a member of the Mustang baseball team. A New Jersey native, Piombetti and his wife Christina reside in Beverly Hills.

DAVE SEVERNS
DIRECTOR OF PLAYER DEVELOPMENT

Director of Player Development Dave Severns came to the Clippers prior to the start of the 2010-11 season after two years on Del Negro's staff with the Chicago Bulls as Assistant Coach for Player Development.

Prior to his time with the Bulls, Severns spent 13 years in player development with Nike, working with college players at the All-American Camp, All-Asia Camp, Nike Skills Academies and Jordan Flight School. He also worked at Attack Athletics in Chicago under Tim Grover from 2005-08. Severns spent three years as video coordinator at Fresno State University under Jerry Tarkanian, two years as an assistant coach at Fresno City College and one year as assistant coach at Cal State Chico. Prior to his time at the collegiate level, Severns spent 12 years as a high school coach in California. He has a Bachelor's Degree and a Master's Degree from California State University-Chico.

Severns and his wife Dr. Julie Severns have three children, Darcey, Jordan and Hailey.

HOWARD EISLEY
PLAYER DEVELOPMENT ASSISTANT

Howard Eisley also enters his third season as Player Development Assistant. Eisley's NBA career ended after 2005-06, and he averaged 6.5 points, 3.5 assists and 1.7 rebounds over his 12- year NBA career. During 786 games, Eisley spent time with eight teams (Minnesota, San Antonio, Utah, Dallas, New York, Phoenix, Clippers and Denver). In 2005-06 , he played in 13 games for the Clippers, averaging 0.7 points, 1.1 rebounds and 1.9 assists. Originally selected in the second round (30th overall) of the 1994 Draft by the Timberwolves, Eisley spent time with Minnesota, San Antonio and Rockford of the CBA before joining the Jazz in 1995. With the Jazz, Eisley developed behind Hall of Fame point guard John Stockton and contributed to two Western Conference championships in 1997 and 1998. Eisley, a four-year star at Boston College, garnered All-Big East Second Team selections as a junior and senior and led team in assists all four years. In 1994, led Boston College to the NCAA East Regional Finals, where he earned East Regional All-Tournament honors. He and his wife Tiyesh have two children, Kennedy and Howard Jr.

RAMAN SPOSATO
PLAYER DEVELOPMENT ASSISTANT/GAME PREP COORDINATOR

Raman Sposato begins his first season as Player Development Assistant/Game Prep Coordinator and his eighth overall season with the team. Sposato joined the Clippers as Video Coordinator prior to the 2005-06 season after serving as the Video Coordinator for the Portland Trail Blazers from 2003-05 under former head coach and current Oklahoma City assistant coach Maurice Cheeks. In his new role with the Clippers, Sposato participates in on-court drills and workouts with the players and analyzes opponents to help prepare players and coaches for upcoming games. The Eugene, Oregon native is the link between the Clippers advanced scouts and the coaching staff. A graduate of the University of Oregon, Sposato enjoys coaching at numerous youth basketball clinics and camps.

T.J. ZANIN
Advance Scout

MOHAMMAD DAKHIL
Video Coordinator

ALICE SHING
Director of
Team Operations

BASKETBALL STAFF

BOB THATE
SHOOTING COACH

Bob Thate enters his first season with the Clippers as Shooting Coach. Previously, he served in the same capacity with the New Jersey Nets from 2005-2008.

Thate is a graduate of Occidental College, where he set the school's single season record for scoring average (27.2) and points scored (598) in 1969-70, which earned him All-American recognition. Thate, a 1970 NBA Draft selection of the Los Angeles Lakers, began a four-year professional career in France (where still holds the league's season scoring record) before embarking on a college coaching career that included stops at Pepperdine, Loyola Marymount, University of California-Irvine and Long Beach State.

Thate has two daughters, Taylor and Ali.

JASEN POWELL
HEAD ATHLETIC TRAINER

Entering his 14th season as head athletic trainer for the club, Jasen Powell brings with him a great deal of experience and is a familiar face in the Clippers' organization.

Powell was in his fourth year with the San Francisco 49ers as an assistant athletic trainer when he made the move back to Los Angeles prior to the 1999-00 season. He spent the 1994-95 season with the Clippers as an assistant athletic trainer, after spending three seasons as a student athletic trainer at Cal Poly Pomona. Powell's previous experience also includes an internship with the Atlanta Falcons in their 1995 training camp.

Powell was a student-athlete, lettering three seasons as a point guard on the basketball team at Cal Poly Pomona after transferring from San Diego State. He graduated from Cal Poly Pomona with a bachelor's degree in Kinesiology and Health Promotion in 1995. In 1997, he created the Jasen Powell Health Promotion Scholarship. The personally-funded scholarship is available to college bound students in the Oakland Unified School District, who are interested in the field of health care. He is actively involved in the National Basketball Trainers Association and served as the athletic trainer for the Eastern Conference team in the 2004 NBA All-Star Game and for the Western Conference in the 2011 NBA All-Star Game. Powell is currently the Western Conference representative for the NBATA, responsible for locating cutting edge and innovative continuing education speakers in the field of sports medicine for annual NBATA meetings. Additionally he is on the advisory board as an active member for "Kids Powered by Fitness", a fitness and lifestyle organization promoting healthcare and wellness for children between the ages 6-13.

Powell is a certified member of the National Athletic Trainer's Association and is a credentialed Performance Enhancement Specialist and a credentialed Corrective Exercise Specialist. He is also a member of the National Strength and Conditioning Association. In addition, Powell is the first head athletic trainer in the NBA to have played collegiate basketball.

A native of Oakland, Calif., Jasen attended Bishop O'Dowd High, where he was an All-Northern California selection in basketball and competed against NBA player Jason Kidd (Dallas).

Powell, his wife Mia, son Aaron and daughter Ariel reside in Pasadena.

RICHARD WILLIAMS
STRENGTH AND CONDITIONING COACH

Richard Williams begins his ninth season as Strength and Conditioning Coach for the Clippers after spending two seasons as the Assistant Strength and Conditioning Coach for the Denver Nuggets.

Williams graduated from Tabor College in Hillsboro, KS in 2000 with a BA in Business, and an emphasis in Sports Management. While at Tabor, he was a starter on the basketball team and received First Team All-Conference recognition. He went on to receive an additional Bachelor's Degree from Western State College in Kinesiology/Health Promotions in 2002. While at Western State College, Williams volunteered as the Strength and Conditioning Coach for the Men's and Women's basketball teams. He completed his college internship as an assistant to the Head Strength and Conditioning Coach for the Denver Nuggets, parlaying it into a full-time position after graduation.

Williams recently completed his Master's Degree in Fitness and Injury Prevention.

He has certifications in PES (Performance Enhancement Specialist), and CSCS (Certified Strength and Conditioning Specialist) and is a member of NSCA (National Strength and Conditioning Association), as well as NASM (National Association of Sports Medicine).

Williams, his wife Stephanie and son Maddox reside in Playa Vista.

JOE RESENDEZ
ASSISTANT ATHLETIC TRAINER/
ASSISTANT STRENGTH & CONDITIONING COACH

Joe Resendez enters his second season with the Clippers as Assistant Athletic Trainer/Assistant Strength and Conditioning Coach. Resendez spent the last four seasons as the Athletic Trainer/Strength & Conditioning Coach for the Rio Grande Valley Vipers of the NBA Development League. He came to the Vipers for their inaugural season after a two-year stint as the men's basketball athletic trainer at Louisiana Tech, where he earned his Master of Science in Exercise Physiology in 2006.

After earning his Bachelor of Science in kinesiology with an emphasis in sports medicine from the University of Texas-Pan American in 2003, the Brownsville native spent one season as the Assistant Athletic Trainer at the University of Texas-San Antonio.

Since the summer of 2010 he has also served as physiotherapist for the Future's Program of United Kingdom basketball. Resendez is a certified athletic trainer through the National Athletic Trainers Association (NATA) and as a performance enhancement specialist through the National Academy of Sports Medicine (NASM).

BASKETBALL STAFF/MEDICAL STAFF

PETE SERRANO
EQUIPMENT MANAGER

A long-time member of the organization, Pete Serrano begins his 28th season with the Clippers. A native of West Covina and graduate of Edgewood High School, Serrano first joined the organization in 1986 as a ballboy and continued to assist in the front office in several capacities during the offseason. He continued in that role until he was promoted to his current position of equipment manager in 1988.

Serrano is primarily responsible for the purchase and care of uniforms and equipment and ensuring those items arrive at the destination when the team is on the road.

His job includes some of the longest hours on the team and he is depended on to keep many aspects of the team's daily operations running smoothly at STAPLES Center, the training center and on the road. Serrano, a member of the National Basketball Athletic Equipment Managers Association, was responsible for equipment operations in all events at the 2011 NBA All-Star Weekend in Los Angeles and was named the 2011 NBA Equipment Manager of the Year. During the 2012 campaign, Serrano also contributed to various segments on LAC-TV, the team's video component to Clippers.com

In his spare time Serrano is an avid reader and resides in Long Beach.

DR. STEVEN SHIMOYAMA, M.D.
TEAM PHYSICIAN

Dr. Shimoyama practices Orthopaedic Surgery in Marina del Rey and has been affiliated with the Clippers' Medical Staff since 1999. A summa cum laude graduate, Dr. Shimoyama earned his medical degree and completed his Orthopaedic Surgical training at USC, with emphasis on Trauma Surgery/Sports Medicine. He is Board Certified by the American Board of Orthopaedic Surgery. He served on the faculty at L.A. County/USC Medical Center from 1986 through 1995, where he helped supervise surgical residents and participated in research in Orthopaedic Infectious Diseases. He has served many years as the Field Physician for Community College Football Games. He was given top honors by the publication Consumer's Guide to Top Doctors and most recently by Los Angeles Magazine, based upon the selection by his medical peers. He currently resides in Palos Verdes with his wife, Mariko, and two sons, Jason & Scott.

DR. STEVEN KREMS, M.D.
TEAM INTERNIST

Dr. Krems practices internal medicine in Marina del Rey and has served as the Clippers' team internist since the 1993 season, with a hiatus from 2000-2002. Krems earned his B.A. in biology at UC San Diego and earned his medical degree from the Tulane University School of Medicine in 1989. He completed his internship and residency at UCLA-Wadsworth VA Medical Center, where he spent an additional year as Chief Medical Resident. Krems is also a diplomate of the American Board of Internal Medicine and served as Chief of Staff of the Centinela-Freeman Marina Hospital (2004-06). Dr. Krems is assisted by his partner Dr. Alan Steinberg.

DR. MARK LASKA, D.D.S.
TEAM DENTIST

Dr. Mark Laska has been the Clippers' team dentist since 1988. Dr. Laska attended U.C.L.A. for his undergraduate studies and graduated from U.S.C. School of Dentistry, in 1970, and has been in private practice in Los Angeles since that time.

He has based his practice on preventative and cosmetic care, while using the latest technology.

He has expanded his practice to include specialty dentists - orthodontics, periodontics and endodontics. This has allowed the practice to offer most dental procedures in one location.

In 1984, Dr. Laska served as the staff dentist for the 1984 Olympic Games and was a member of the Los Angeles Olympic Games Medical/Dental Advisory Committee from 1983-1984. Dr. Laska is a member of the Academy of Sports Dentistry, the Academy of Clinical Sleep Disorders and Disciplines and the Academy of General Dentistry in addition to being a member of the American Dental Association, the California Dental Association and the Los Angeles Dental Society.

MANAGEMENT

JOSEPH V. SAFETY
VICE PRESIDENT OF COMMUNICATIONS

Entering his 20th season as Vice President of Communications, Joseph V. Safety is the Clippers primary spokesman and coordinator of all facets of public and media relations.

Safety has extensive experience in professional sports, having also directed the public and media relations departments for Major League Baseball's New York Yankees and Pittsburgh Pirates, where, in 1979 he was part of the Pirates' World Championship season.

In addition to overseeing the coordination of all Los Angeles Clippers television and radio broadcasts, Safety has also been on the Board of Directors of the Los Angeles Clippers Foundation since its inception in 1994.

Named the youngest Public Relations Director in Major League Baseball when he was promoted by the Pirates to that post in 1978, Safety was part of the organization for the "We Are Family" 1979 World Championship Team that celebrated its 25th anniversary in 2004. Following seven successful seasons in Pittsburgh, Safety accepted the challenging position of Director of Media Relations for the New York Yankees in 1983.

Following the 1985 season, Safety moved to Los Angeles to join the entertainment and sports Public Relations Firm of Mahoney/Wasserman and Associates. Safety opted to switch over to broadcasting in 1988 and was named the Executive Producer of the Financial News Network (now CNBC) where he was in charge of all sports news programming for the 24-hour channel. Before returning to professional sports with the Clippers in 1993, Safety also served as a producer for Pattyson-Meadows Productions, an independent television production company in Studio City.

A West Virginia native and graduate of West Virginia University's Perley Isaac Reed School of Journalism, Safety currently resides in West Los Angeles.

CARL LAHR
SENIOR VICE PRESIDENT OF MARKETING AND SALES

Loyalty, stability and experience are among the key words that best describe Carl Lahr, who enters his 32nd season with the Clippers and his 15th in his current position of Senior Vice President of Marketing and Sales. He is the third longest tenured business executive with an NBA team.

He and his staff are responsible for the club's marketing efforts including ticket sales and guest service, advertising, promotions, community relations, game entertainment and events, database management, market research, email marketing, and the team's website.

Lahr began his career with the San Diego Clippers as an Account Executive in 1981 shortly after his graduation from Penn State University. In his career, he has held positions in the areas of ticket sales, promotions, operations, and marketing, gradually broadening his responsibilities and advancing through the ranks.

In addition, he has served on the Board of Directors of the Los Angeles Clippers Foundation, since its formation in 1994. The Foundation's fundraising efforts support many of the Clipper's community outreach programs that focus on education and literacy, youth and family development, and health and wellness.

Lahr cites working with and helping develop young talent in the sports marketing field as the most rewarding aspect of his position. Carl and his wife Lisa, reside in Palos Verdes Estates with their 9-year old daughter Avery and 6-year old son Evan.

CHRISTIAN HOWARD
VICE PRESIDENT OF MARKETING AND BROADCASTING

Christian Howard enters his 22nd season with the Clippers. Born and raised in New York City, Howard spent his high school years in Arizona and is a 1990 graduate of Arizona State University with a degree in Marketing and Advertising.

In 1991, Howard started his Sports Marketing career with the Clippers in the Season Ticket Sales department under current Senior Vice President, Carl Lahr. A tireless worker, he quickly rose to the position of Season Ticket Sales Manager and then to Director of Ticket Sales. After six years of leading that department he transitioned to Corporate Partnerships and became Director of Sponsorship Sales.

Currently, as Vice President of Marketing and Broadcasting, Howard directs marketing efforts and is responsible for Clippers Partnership programs, the Sponsorship staff and Broadcasting relationships. He is also the Executive Producer of all Clippers Radio programs, coordinates with Fox Sports on all Clippers Television broadcasts and is involved in negotiating all media partner contracts. Howard is also on the Board of Directors of the Los Angeles Clippers Foundation.

Howard is heavily involved in youth sports programs in Redondo Beach where he coaches his sons', Hunter (15) and Brophy (9), soccer and baseball teams. Howard married his high school sweetheart, Traci, and they celebrated their 18th wedding anniversary this year.

ED LAMB
CHIEF FINANCIAL OFFICER

Beginning his sixth season as the Clippers' Chief Financial Officer is Ed Lamb, who is responsible for all financial and accounting aspects of the organization, including financial analysis and reporting, forecasting, insurance and league compliance. Mr. Lamb previously had over 20 years of CFO experience in various public entities, specifically in the financial services arena, including banking, commercial finance, real estate, capital markets, securitization, treasury and insurance, as well as experience in public accounting. He was instrumental in managing the construction of the Clippers' new Training Center in Playa Vista and is the Treasurer of the Clippers' charitable foundation.

Lamb, a CPA, graduated from the Marriott School of Management at Brigham Young University in 1983 with a B.S. degree and a Master's degree in Accounting with a minor in Managerial Economics. He is on several Marriott School of Management Advisory Boards and is involved in various other community and education organizations including serving as a Board member of Junior Achievement of Southern California. He is a member of the Board of Directors of Signature Group Holdings, a public entity engaged in diversified businesses, and serves as Chairman of the Audit Committee. He is also an active youth coach is several sports. Mr. Lamb lives in the Los Angeles area with his wife and their five children.

ROB RAICHLEN
DIRECTOR OF COMMUNICATIONS

Entering his 20th season with the Clippers, Rob Raichlen begins his 13th campaign in his current role as Director of Communications.

Raichlen's primary responsibilities include coordinating all player and coach interview requests, traveling with the team as a liaison between the players and both local and national media and overseeing the day-to-day operations of the department. In addition to his other responsibilities, Raichlen serves as co-editor for all team publications.

Joining the club as a game night intern before the 1993-94 season while attending USC with a major in Business Administration/Marketing, Raichlen completed school and his first season at the same time in 1994 and went on to work as a full-time intern during the 1994-95 campaign.

Raichlen earned the Communications Assistant position during the 1995-96 season and was later promoted to Assistant Director of Communications in June of 1996. He served in that capacity until being promoted to Director in December of 1999.

A native of Southern California, Raichlen, his wife Amy and their sons Cody and Jake reside in Westchester.

SETH BURTON
ASSISTANT DIRECTOR OF COMMUNICATIONS

Seth Burton is in his seventh season with the Clippers after joining the team after one season as the Communications Manager for the Los Angeles Galaxy (MLS). Burton serves as Editor for both "Gametime," the Clippers' game program, and for the Clippers' Yearbook. Burton also acts as the Producer of "LAC TV", the Clippers web-based video series and oversees editorial content on the Clippers official web site (clippers.com) and social media outlets. His additional responsibilities include the daily compilation of game notes and statistical information and supervising the game night statistical crew as well as contributing to all other aspects of public and media relations.

Burton joined the Galaxy after spending the previous four seasons as Media Relations

Manager for the San Jose Earthquakes (MLS) after serving in the role of Media Relations Assistant with the New England Revolution (MLS) in 2001. Burton's career in professional sports began in 2000 with the Washington Redskins (NFL), where he worked as a contributing writer for The Washington Redskins Weekly magazine in addition to assisting in general game day media operations. Burton also previously worked as a sports reporter for the Northern Virginia Daily Newspaper in Strasburg, Virginia.

A 1999 graduate of James Madison University, Burton served as Sports Editor of the campus newspaper "The Breeze" in 1998.

TA'NISHA COOPER
ASSISTANT DIRECTOR OF MEDIA SERVICES

Another vital member of the Communications Department is Ta'Nisha Cooper, who begins her 16th season with the Clippers and her ninth season in her current role as Assistant Director of Media Services.

Cooper's responsibilities include managing the company's internship program, developing media interest for the Clippers' community relations and fan relations special events, managing the seasonal and daily credential database and contributing to all other day-to-day operations of the department.

Cooper began with the Clippers at the end of the 1996-97 season while attending CSU Northridge as a game night intern. She proved to be a valuable part of the team in her short time with the department and was brought back for the 1997-98 campaign to once again help on game nights. When a position in the department became available,

Cooper was able to step right in to the position without anyone missing a beat. She was promoted to the position of Communications Assistant in 1998 and was again promoted to Media Services Coordinator the following season. Cooper is a recent graduate of University of Phoenix.

STEVEN ESPARZA
MEDIA SERVICES COORDINATOR

Steven Esparza enters his 14th season with the team and his ninth in his current role as Media Services Coordinator. He got his start with the organization in 1999 as an intern in the Communications Department, assisting the department on a number of projects. In his current position, Esparza serves as a contributor on Clippers publications such as Gametime Magazine, The Official Team Yearbook, The Pre and Post Season Guides as well as the Information Guide. He also works closely with the department Vice President on a wide range of tasks.

A Southern California native and University of Michigan graduate, Esparza got his start in the sports field by working for the school's varsity hockey team and sports information department. Wanting to pursue a career in sports, he went on to work for a Chicago based sports marketing company handling their public relations efforts. He worked there for a year prior to joining the Clippers.

STAFF

JENNIFER ANDROUS
Staff Accountant

DANIELLE ARES
Fan Relations and Sales Assistant

CHARLIE ARVISO
Senior Account Executive

CHERYL AZURIN
Entertainment Teams Assistant Director

MAURICE BAKER
Group Events Specialist

LORI BALSAMO
Accounting Manager

JESSICA BASCARA
Account Executive

CHRIS BEYER
Senior Director of Sponsorship Sales

MARIANNE BOGOYEVAC
Game Entertainment Manager

COLLIN BREEN
Account Services Representative

JUSTINE BROWN
Digital Marketing Assistant

MICHAEL BURTON
IT Services Manager

MARISSA CHAVEZ
Executive Assistant

ANNIE CORNFORTH
Sponsor Services Manager

DANIEL DE LA TORRE
Account Executive

BRAD EISEN
Group Sales Supervisor

LUKE ELLIOT
Account Executive

JESSICA ESPARZA
Broadcast Manager

GREG FLAHERTY
Senior Director of Corporate Sales

MARCUS FONG
Website Administrator

ZACH GANO
Corporate Sponsorship Advertising Executive

AMY GIRGIS-ABADIR
Sponsorship Sales Account Executive

DEREK GORDON
Director of IT

MATT GWARTZ
Inside Sales Manager

ASHLEY HALL
Director of Group Sales and Ticket Analytics

AUDREA HARRIS
Entertainment Teams Director

JASON HILL
Account Services Representative

LATOYA JACKSON
Community Relations Associate

TYLER KEALEY
Account Executive

JOE KELLY
Director of Fan Relations and Services

LAUREN KIMBALL
Group Events Coordinator

SANJA KOMLJENOVIC
Database Marketing, Research and Promotions Coordinator

JAMIE LEE
Fan Relations and Services Coordinator

CHRISTIAN LEWIS
Account Executive

CHUCK LOTH
Director of Ticket Operations

BRITTANY LYONS
Sponsorship Sales Account Executive

UREL MARTINEZ
Director of Ticket Sales

OCTAVIA McCLAIN
Administrative Assistant

MacKENZIE MILLER
Corporate Sponsorship Advertising Executive

ALEXANDRA MITCHELL
Administrative Assistant

AIDA MORROW
Sponsor Services Coordinator

LESLIE MURATA
Marketing Manager

ALEXANDRA NOVAK
Account Executive

RAYMOND ORTEGASO
Director of Human Resources

CARLY PETERSEN
Account Services Representative

ZAC RYAN
Inside Sales Manager

TRACY SCHNEIDER
Community Relations and Player Programs Coordinator

CHRIS SERAFINO
Creative Services Coordinator

ROB STRIKWERDA
Senior Account Executive

MATHIAS TESTI
Assistant Equipment Manager

ALAN TUCKER
IT Systems Coordinator

JENNIFER WERBER
Staff Accountant/ HR Coordinator

CEDRIC WILSON
Senior Account Executive

VICTOR YEE
Group Events Specialist

GAME NIGHT STAFF

KENT McLAREN
Official Scorer

KYLE LUCAS
Scoreboard Operator

TONY MONTON
24-Second Clock Operator

DAVID COURTNEY
Public Address Announcer

CELINA BAGUIAO
Statistical Crew

DAN CORBETT
Statistical Crew

STEVE FARMER
Statistical Crew

KEN NGO
STC

SHON TAYLOR
Statistical Crew

GENENE TURNDORF
Statistical Crew

BRYAN WEINSTEIN
Statistical Crew

CLIPPERS IN THE COMMUNITY

DENISE BOOTH
DIRECTOR OF COMMUNITY RELATIONS AND PLAYER PROGRAMS

Denise Booth enters her 19th season with the Clippers, her 16th season as the head of the Community Relations Department and her ninth season in a dual role as Director of Player Programs. Booth is responsible for managing the Clippers community relations programs and the clubs additional community outreach initiatives including charitable donations and player appearances.

Additionally, Booth is Executive Director of the Los Angeles Clippers Foundation and has directed fundraising efforts exceeding $5.7 million during her tenure. In her role as Director of Player Programs, she promotes positive personal, professional and social development of Clippers players directing them to maximize their NBA career experience and prepare for their post NBA lives.

Booth's education and experience began in Canada. Born in Toronto, Ontario, and raised in Edmonton, Alberta, Booth attended the University of Alberta majoring in sociology. Booth enjoys traveling and resides in Los Angeles.

READ TO ACHIEVE

Program challenges children in elementary, middle and high school to take time out to read. Each participating child in elementary and middle school is asked to track the number of books they read and the minutes they spend reading. High school students are asked to track the number of books and minutes they spend reading to younger students.

High school students also have the opportunity to participate in the Short Story & Poetry Slam N'Jam by taking time out to celebrate the written word through a creative short story, poem or rap. In addition, elementary and middle school students can participate in the Storybook Challenge by working as a team with their class to create a storybook in a quest to become Los Angeles Clippers Student Reading All-Stars. School visits by Clippers players, game tickets, books, bookmarks, t-shirts and grants are also incentives provided for the program. The goal of READ TO ACHIEVE is to build a lifelong love of reading in young people by providing greater access to books and technology while encouraging families and adults to read regularly with young children.

CLIPPERS FIT - NBA FIT

The Los Angeles Clippers FIT Program is part of NBA FIT, the NBA's comprehensive health and wellness platform promoting healthy, active lifestyles for children and adults. The initiative encourages physical activity and healthy living through products, events and programs for children and families. Clippers FIT challenges students in elementary and middle school to track the number of minutes they spend doing physical activity each day. Members of the Los Angeles Clippers visit local schools recognizing the school's outstanding physical activity accomplishments, as well as providing game tickets, t-shirts and books as incentives throughout the program.

JUNIOR CLIPPERS

The Clippers and the Los Angeles City Department of Recreation and Parks have collaborated for ten seasons to promote the fundamentals of basketball, sportsmanship and athletics as an alternative to negative influences. In 2001 the program began with 750 participants from three centers: Normandie, Shatto and Queen Anne.

Now in its eleventh year, the program has grown to include 2,000 participants from 12 centers. Participating recreation centers include Shatto, Normandie, Hubert Humphrey, Rancho Cienega, Nickerson, Imperial, Jordan Downs, Rosecrans, Alpine, LACES, Robertson and Expo. The Junior Clippers program serves inner-city children, ages 5 to 15. The season runs from early January through the end of March, culminating with a championship tournament in early April. The Junior Clippers program also includes basketball and books clinics, one held at an inner city recreation center and one held at STAPLES Center prior to a Clippers home game. The Clinic Series promotes basketball fundamentals, literacy, health and nutrition, and sportsmanship.

CLIPPERS IN THE COMMUNITY

CLIPPERS SUMMER CLINICS PROGRAM

The Los Angeles Clippers Summer Clinics Program provides children in the greater Los Angeles area with a variety of free activities during the months of July and August. The summer clinics go beyond basketball maintaining our Clippers FIT health and wellness platform promoting healthy, active lifestyles for children and families. All activities are for children ages 6 to 14 except swimming which is for children ages 7-14. The program will host more than 5600 children with clinics in Basketball, Swimming, Bowling and Golf as well as provide free rides at Pacific Park on the Santa Monica Pier. We offer these clinics to the local communities at no cost to assist families who may have financial challenges providing summer activities that provide instruction in a variety of sports for their children. Over 19,000 youth have participated in the Clippers Summer Clinic program since its inception in 2006.

DONALD T. STERLING CHARITY SEATS PROGRAM

Each season Clippers Owner Donald T. Sterling donates game tickets to host children's charities and community groups. Community leaders from groups in attendance are invited to meet with Mr. Sterling pre-game. Mr. Sterling has donated over 390,000 tickets to more than 2,500 community groups in the last ten seasons.

LOS ANGELES CLIPPERS CHAIRMEN

Wheelchair basketball began as rehabilitation for soldiers returning from World War II and was formalized as a competitive sport in 1948, just one season after the NBA. The Los Angeles Clippers Chairmen wheelchair basketball team enters its tenth season as part of the Clippers family. The Clippers team up with the National Wheelchair Basketball Association to sponsor the Clippers Chairmen. Formerly the Pasadena Big Wheels, this second division NWBA team finished the 2011-12 season ranked 9th in the nation. The Clippers Wheelchair players are not only chairmen of the court, they also participate with the Clippers community outreach to children directing youth to a positive life path.

PLAYERS ZONE TICKET DONATION PROGRAM

In conjunction with the Los Angeles Clippers Foundation, Clippers players host groups of children and make it possible for them to join in the fun and excitement of watching a Clippers game. Clippers players sponsor hundreds of children each season. All children receive goody bags, a chance to watch pre-game warm-up courtside and the opportunity to meet their player host up close and personal.

TEAMWORK AT THE TABLE

The Clippers team up every November with corporate partners to serve hot Thanksgiving meals complete with all of the trimmings to members of the Bread & Roses Cafe in Venice. Immediately following the Bread & Roses Cafe serving, players and staff reconvene at the St. Joseph Center to distribute clothing, food baskets and turkeys to families. This event has served thousands of homeless individuals and provided thousands of families with food and clothing during the holiday season.

CHARITY SEATS - SEASON TICKET HOLDER TICKET DONATION PROGRAM

Clippers season ticket holders have the opportunity to give back to the community by donating their unused game tickets to children. The community relations department utilizes donated tickets to provide at risk youth with the chance to attend a Clippers home game.

BIG BUDDY NIGHT

The Los Angeles Clippers Foundation works with corporate sponsors to provide tickets for youth to attend a Clippers home game. This is a very special night for thousands of children in Southern California. Big Buddy Night is an opportunity to bring the excitement of the NBA to kids who would otherwise not be able to attend a professional sporting event.

THE LOS ANGELES CLIPPERS FOUNDATION

FOUNDATION MISSION

The Los Angeles Clippers Foundation exists to foster and support community outreach programs and activities with positive educational, civic, environmental and humanitarian values that benefit and enhance the quality of life primarily for children in greater Los Angeles. To meet these commitments, the foundation will seek, accept and donate funds and in-kind items to support community outreach programs and initiatives of local children's charities and organizations.

DONATION PROGRAM

The Los Angeles Clippers Foundation is a nonprofit entity established in the summer of 1994 to increase the Clippers' support to the surrounding communities. The Clippers Foundation is committed to promoting positive educational, civic, environmental and humanitarian values through community outreach programs. Donations are primarily focused toward non-profit organizations benefiting children located in Southern California. In addition to monetary donations, tickets, merchandise and autographed memorabilia are also given. The foundation will continue to team up with sponsors, community organizations and media outlets in providing quality community programs, scholarships and other opportunities for the youth in and about the greater Los Angeles area.

CHARITY GOLF CLASSIC

This exciting day of golf provides season ticket holders, sponsors and the general public an opportunity to interact with their favorite Clippers players while raising funds to benefit the Los Angeles Clippers Foundation and local children's charities. The Charity Golf Classic has generated over $1.3 million in the last 12 years with a portion of the net proceeds for the last three years donated to Feed The Children and Special Olympics Southern California.

CHARITY BASKETBOWL CHALLENGE

The Charity BasketBowl Challenge is an interactive day of bowling where the entire Clippers team bowls with corporate partners and Clippers fans of all ages. The BasketBowl Challenge has raised in excess of $1 million since inception in 2001 with proceeds benefiting the Clippers Foundation, Childrens Hospital Los Angeles, local children's charities and the Division of Hematology-Oncology, Mattel Children's Hospital.

NBA COMMUNITY OUTREACH

NBA CARES

NBA Cares is the league's global social responsibility program that builds on the NBA's mission to address important social issues in the United States and around the world. Through this program, the NBA, its teams and players have donated than $200 million to charity, completed more than 1.9 million hours of hands-on community service, and created more than 720 places where kids and families can live, learn, or play, in 23 countries and territories on five continents. NBA Cares works with internationally recognized youth-serving programs that support education, youth and family development, and health-related causes, including: KaBOOM!, Special Olympics, Boys and Girls Clubs of America, UNICEF, the Make-A-Wish Foundation, and the Global Business Coalition on HIV/AIDS, Malaria and Tuberculosis.

2012-13 ROSTER

NO	PLAYER	POS	HT	WT	BIRTHDATE	PRIOR TO NBA/HOME COUNTRY	YRS
22	Matt Barnes	F	6'7"	226	3/9/80	UCLA/USA	9
1	Chauncey Billups	G	6'3"	215	9/25/76	Colorado/USA	15
12	Eric Bledsoe	G	6'1"	195	12/9/89	Kentucky/USA	2
5	Caron Butler	F	6'7"	220	3/13/80	Connecticut/USA	10
11	Jamal Crawford	G	6'5"	195	3/20/80	Michigan/USA	12
34	Willie Green	G	6'3"	205	7/28/81	Detroit Mercy/USA	9
32	Blake Griffin	F	6'10"	250	3/16/89	Oklahoma/USA	2
33	Grant Hill	F	6'8"	230	10/5/72	Duke/USA	18
15	Ryan Hollins	C	7'0"	250	10/10/84	UCLA/USA	6
6	DeAndre Jordan	C	6'11"	265	7/21/88	Texas A&M/USA	4
23	Travis Leslie	G	6'4"	205	3/29/90	Georgia/USA	1
7	Lamar Odom	F	6'10"	245	11/8/79	Rhode Island/USA	13
3	Chris Paul	G	6'0"	185	5/6/85	Wake Forest/USA	7
9	Trey Thompkins	F	6'10"	235	5/29/90	Georgia/USA	1
21	Ronny Turiaf	F	6'10"	245	1/13/83	Gonzaga/France	7

Head Coach:	Vinny Del Negro	North Carolina State
Assistant Coaches:	Marc Iavaroni	Virginia
	Bob Ociepka	Quincy College
	Robert Pack	USC
Director of Player Development:	Dave Severns	Cal State University-Chico
Player Development Assistant:	Howard Eisley	Boston College
Player Development Assistant/ Game Prep Coordinator:	Raman Sposato	Oregon
Head Athletic Trainer:	Jasen Powell	Cal Poly Pomona
Strength & Conditioning Coach:	Richard Williams	Tabor College
Assistant Athletic Trainer /Assistant Strength & Conditioning Coach:	Joe Resendez	Louisiana Tech

HOW THE CLIPPERS WERE BUILT...

DRAFTED:

Blake Griffin – First round (1st overall) 2009 NBA Draft
DeAndre Jordan – Second round (35th overall), 2008 NBA Draft
Travis Leslie – Second round (47th overall), 2011 NBA Draft
Trey Thompkins – Second round (37th overall), 2011 NBA Draft

VIA TRADE:

Eric Bledsoe – Draft rights acquired from Oklahoma City in exchange for a future protected first round draft pick (6/24/10).
Willie Green - Acquired from Atlanta in exchange for the draft rights to Sofoklis Schortsanitis (7/30/12).
Lamar Odom – Acquired from Dallas as part of a 4-team trade; the Clippers traded the draft rights to Furkan Aldemir to the Houston Rockets and Mo Williams to the Utah Jazz; the Dallas Mavericks traded Shan Foster to the Utah Jazz; the Houston Rockets traded cash to the Dallas Mavericks; and the Utah Jazz traded Tadija Dragicevic to the Dallas Mavericks (6/29/12).
Chris Paul – Acquired from the New Orleans Hornets along with two future second round draft picks in exchange for Al-Farouq Aminu, Eric Gordon, Chris Kaman and the 2012 first round draft selection the Clippers acquired from the Minnesota Timberwolves in 2005 (12/14/11).

FREE AGENCY:

Matt Barnes – Signed as a free agent (9/14/12).
Chauncey Billups – Claimed off waivers (12/12/11). Re-signed as a free agent (7/13/12).
Caron Butler – Signed as a free agent (12/9/11).
Jamal Crawford – Signed as a free agent (7/11/12).
Grant Hill - Signed as a free agent (7/18/12).
Ryan Hollins - Signed as a free agent (7/19/12).
Ronny Turiaf - Signed as a free agent (7/27/12).

PRONUNCIATION GUIDE

Caron Butler: Cuh-ron
DeAndre Jordan: DEE-Aun-Dray
Ronny Turiaf: RO-nee too-ree-OFF
Marc Iavaroni: EYE-vuh-row-nee
Bob Ociepka: Oh-SEEP-cuh

THE PLAYERS

www.grizzlies.com
www.grizzlies.com
powering your dream
Los Angeles



MATT BARNES

22

FORWARD

2011-12 (Lakers):

- Appeared in 63 games (16 starts), averaging 7.8 points, 5.5 rebounds, 2.0 assists, 0.57 steals and 0.76 blocks in 22.9 minutes.
- Recorded four double-doubles on the year.
- Scored 10+ points 19 times and 20+ points once.
- Led team in rebounds three times, assists twice, steals 10 times and blocks 12 times.
- 1/6/12 vs. Golden State, recorded 16 points (7-9 FG), six rebounds and five assists.
- 1/8/12 vs. Memphis, posted 15 points, 10 rebounds and career-high tying three blocks.
- 1/22/12 vs. Indiana, totaled 14 points and five rebounds.
- 2/17/12 vs. Phoenix, recorded 17 points (6-7 FG) and seven rebounds.
- 3/16/12 vs. Minnesota, scored 17 points (6-9 FG, 3-4 3FG).
- 3/27/12 at Golden State, recorded 18 points and 10 rebounds.
- 4/6/12 vs. Houston, pulled down a season-high 13 rebounds.

HEIGHT 6'7"

WEIGHT 226

YEARS PRO 9

COLLEGE UCLA

BIRTHDATE March 9, 1980

DRAFTED Second round by the Memphis Grizzlies in 2002 (46th overall)

ACQUIRED Signed as a free agent on September 14, 2012

CONTRACT STATUS Signed through the 2012-13 season

NBA STATISTICS

NBA REGULAR SEASON RECORD

												—REBOUNDS—									
SEASON-TEAM	G-GS	MIN	FGM	FGA	PCT	FG3	FG3A	PCT	FT	FTA	PCT	OFF	DEF	TOT	AST	PF	DQ	STL	BS	PTS	AVG
03-04-Clippers	38-9	724	63	138	.457	2	13	.154	43	61	.705	53	98	151	48	76	0	27	3	171	4.5
04-05-Sacramento	43-9	715	62	151	.411	5	22	.227	35	58	.603	49	84	133	57	80	0	30	7	164	3.8
05-06-NY-Philadelphia	56-5	631	70	140	.500	3	15	.200	32	47	.681	48	73	121	28	100	2	20	7	175	3.1
06-07-Golden State	76-23	1813	275	628	.438	106	290	.366	90	123	.732	91	259	350	156	188	1	73	41	746	9.8
07-08-Golden State	73-18	1414	187	442	.423	53	181	.293	59	79	.747	94	230	324	139	159	1	48	36	486	6.7
08-09-Phoenix	77-40	2082	285	674	.423	117	341	.343	101	136	.743	79	342	421	212	209	3	52	26	788	10.2
09-10-Orlando	81-58	2097	271	557	.487	66	207	.319	108	146	.740	106	339	445	134	185	1	59	30	716	8.8
10-11-Lakers	53-0	1020	131	279	.470	34	107	.318	60	77	.779	73	155	228	71	127	0	39	22	356	6.7
11-12-Lakers	63-16	1440	175	387	.452	46	138	.333	95	128	.742	97	247	344	126	152	2	35	48	491	7.8
TOTALS	**560-178**	**11936**	**1519**	**3396**	**.447**	**432**	**1314**	**.329**	**623**	**855**	**.729**	**690**	**1827**	**2517**	**971**	**1276**	**10**	**383**	**220**	**4093**	**7.3**

NBA PLAYOFF RECORD

												—REBOUNDS—									
SEASON-TEAM	G-GS	MIN	FGM	FGA	PCT	FG3	FG3A	PCT	FT	FTA	PCT	OFF	DEF	TOT	AST	PF	DQ	STL	BS	PTS	AVG
06-07-Golden State	11-3	330	45	100	.450	19	45	.422	13	18	.722	26	37	63	26	44	3	16	4	122	11.1
09-10-Orlando	14-14	326	30	75	.400	12	32	.375	17	20	.850	16	50	66	19	28	0	10	3	89	6.4
10-11-Lakers	10-0	131	15	38	.395	2	12	.167	4	7	.571	11	17	28	5	23	0	7	2	36	3.6
11-12-Lakers	11-0	185	16	59	.271	5	31	.161	2	4	.500	9	27	36	16	29	0	10	5	39	3.5
TOTALS	**46-17**	**972**	**106**	**272**	**.390**	**38**	**120**	**.317**	**36**	**49**	**.735**	**62**	**131**	**193**	**66**	**124**	**3**	**43**	**14**	**286**	**6.2**

CAREER HIGHS

MINUTES: 46 – 2/2/05 at Golden State
POINTS: 36 – 1/3/07 at Memphis
FIELD GOALS: 13 (2) – 1/3/07 at Memphis
3-PT FG: 7 (2) – 1/3/07 at Memphis
FREE THROWS: 9 – 11/6/09 vs. Detroit
REBOUNDS: 16 – 1/20/10 vs. Indiana
ASSISTS: 11 – 3/15/09 at Golden State
STEALS: 6 – 11/1/09 at Toronto
BLOCKS: 3 (7) – 4/1/12 vs. Golden State
TURNOVERS: 7 – 2/5/07 at Indiana

- 4/13/12 vs. Denver, posted a season-high 24 points (9-11 FG, 4-4 3FG) and 10 rebounds.
- 4/15/12 vs. Dallas, tallied 11 points, 11 rebounds and a season-high eight assists.
- Missed one game (4/26 at Sacramento) with a sprained right ankle.
- **PLAYOFFS:** In 11 playoff games, averaged 3.5 points, 3.3 rebounds and 16.8 minutes per game.

2010-11 (Lakers):

- Appeared in 53 games, averaging 6.7 points, 4.3 rebounds, 1.3 assists and 0.74 steals in 19.2 minutes.
- Recorded two double- doubles on the year.
- Scored 10+ points 11 times and 20+ points once.
- Led team in points once, rebounds twice, assists once, steals five times and blocks eight times.
- In Lakers debut, posted six points, five rebounds and two assists in 16 minutes 10/26 vs. Houston.
- Tallied 11 points (4-8 FG) and five rebounds 10/29 at Phoenix.
- Posted 16 points and season-high 14 rebounds 11/2 vs. Memphis.
- Recorded 13 points (6-7 FG), six rebounds and four assists 11/7 vs. Portland.
- 11/19/10 at Minnesota, totaled a season-high 24 points (7-7 FG, 5-5 3FG, 5-5 FT), seven rebounds and a season-high six assists, becoming one of three players in NBA history (Charles Barkley, Pau Gasol) to post a minimum 20-point, 5-rebound, 5- assist night while not missing a single shot (minimum of 5 field goal attempts AND 5 free throw attempts).
- 12/17/11 at Philadelphia, posted 15 points and 10 rebounds.
- Missed 26 games (1/9 - 3/4) with a torn lateral meniscus, right knee, one game (4/1) due to NBA suspension and two games (4/12 - 4/13) with a sore right knee.
- **PLAYOFFS:** In 10 playoff games, averaged 3.6 points, 2.8 rebounds and 0.5 assists in 13.1 minutes.

2009-10 (Orlando):

- Appeared in 81 games (58 starts), averaging 8.8 points, 5.5 rebounds and 1.7 assists in 25.9 minutes.
- In 58 starts, averaged 10.1 points, 6.0 rebounds and 1.8 assists in 28.7 minutes.
- Led (or tied) the team in scoring four times, in rebounding six times and in assists twice.
- Scored in double figures 38 times,
- Recorded at least one steal 40 times, including a career-high six steals 11/1/09 at Toronto.
- 1/13/10 at Denver, scored a season-high 28 points.
- Pulled down 10+ rebounds six times, including a career-high 16 rebounds 1/20/10 vs. Indiana.
- Blocked at least one shot 26 times.

• On the Inactive List on 3/14 due to a sprained left big toe.

• **PLAYOFFS:** Appeared in 14 playoff games (14 starts), averaging 6.4 points, 4.7 rebounds and 1.4 assists in 23.3 minutes.

2008-09 (Phoenix):

• Appeared in 77 games (40 starts), averaging career-highs of 10.2 points, 5.5 rebounds and 2.8 assists in 27.0 minutes.

• Shot .343 (117-341) from three-point range.

• In 40 starts, averaged 12.6 points, 6.1 rebounds and 3.2 assists in 30.7 minutes.

• Scored in double figures 36 times and had 20+ points eight times.

• Tallied five double-doubles.

• 11/25/08 at Oklahoma City, connected on game-winning three-pointer with 26.7 seconds left.

• 3/15/09 at Golden State, totaled 20 points, six rebounds and a career-high 11 assists.

• Missed three games (Nov. 5-8) due to personal reasons (birth of his twin sons) and was suspended by the NBA for two games (Nov. 14-16) following an altercation 11/12 vs. Houston.

2007-08 (Golden State):

• Played in 73 games (18 starts) with Golden State, averaging 6.7 points, 4.4 rebounds and 1.9 assists in 19.4 minutes.

• In 18 starts, averaged 10.3 points, 6.1 rebounds, 3.4 assists and 1.11 steals in 29.5 minutes.

• Scored in double figures 18 times including one 20+ point game.

• Pulled down 10+ rebounds in three games and tallied two double-doubles.

• 1/21/08 vs. Minnesota, scored a season-high 20 points.

• 2/9/08 vs. Sacramento, recorded a career-high-tying three blocks on.

• Missed six games due to personal reasons.

2006-07 (Golden State):

• Appeared in 76 contests, averaging 9.8 points, 4.6 rebounds and 2.1 assists in 23.9 minutes.

• Scored in double-figures 34 times including eight 20+ point games and two 30+ point games.

• Recorded eight double-doubles.

• 12/12/06 vs. Sacramento, totaled 32 points and 11 rebounds.

• 1/3/07 at Memphis, scored a career-high 36 points.

• **PLAYOFFS:** In 11 playoff games, averaged 11.1 points, 5.7 rebounds, 2.4 assists and 1.45 steals in 30.0 minutes, helping the 8th-seeded Warriors to an upset over the #1-seed Dallas Mavericks...Totaled a playoff career-high 20 points and 10 rebounds 5/7 at Utah.

2005-06 (Philadelphia-New York):

• Played in 56 combined games with New York and Philadelphia, averaging 3.1 points and 2.2 rebounds in 11.3 minutes.

• Appeared in six games with the Knicks, averaging 4.3 points, 4.0 rebounds and 1.0 assists in 15.5 minutes.

• In 50 games with the 76ers, averaged 3.0 points and 1.9 rebounds in 10.8 minutes.

• Scored in double-figures twice.

• 3/14/06 vs. Toronto, scored a season-high 14 points.

2004-05 (Sacramento-Philadelphia):

• Appeared in 43 games with Sacramento and Philadelphia, averaging 3.8 points, 3.1 rebounds and 1.3 assists in 16.6 minutes.

• Scored in double figures four times.

• 11/2/04 at Dallas, posted a season-high 17 points and nine rebounds.

• 2/2/05 at Golden State, totaled 10 points, eight rebounds and a season-high seven assists.

• 2/22/05 vs. Atlanta, recorded second career double-double with 10 points and 10 rebounds.

2003-04 (Clippers):

• Played in 38 games after joining the team in January, averaging 4.5 points, 4.0 rebounds and 1.3 assists in 19.1 minutes.

• Scored in double-figures seven times.

• 1/21/04 vs. Golden State, recorded first career double-double with 13 points and a season-high 10 rebounds.

• 3/19/04 at Lakers, totaled a season-high 14 points and seven rebounds.

• Also played in 17 games with Long Beach of the American Basketball Association, averaging 19.3 points, 6.8 rebounds and 4.8 assists.

COLLEGE (UCLA – 1998-2002):

- Played 121 career games during four seasons at UCLA, averaging 8.8 points, 4.8 rebounds and 2.0 assists in 22.6 minutes.
- Became 43rd player in school history to reach 1,000 career points.
- In his four-year collegiate career, all four Bruins teams played in the NCAA Tournament, including three straight NCAA Sweet Sixteen appearances in each of his last three seasons.
- As a junior (2000-01), earned All-Pac-10 Honorable Mention honors and received team award for outstanding play after averaging 11.6 points, 7.3 rebounds, 2.7 assists and 1.6 steals.
- Ranked sixth in the conference in rebounding and steals his junior season.

PERSONAL:

- Full name is Matt Kelly Barnes.
- Father of twin boys, Isaiah Michael and Carter Kelly, born in November 2008.
- Son of Henry and Ann Barnes.
- In 50 games played in 2002-03 with Fayetteville of the NBA Development League, averaging 9.7 points, 3.3 rebounds and 1.1 assists in 18.6 minutes.
- Co-hosted the Athletes vs. Cancer Golf Invitational in Roseville, CA with Bobby Jackson in August 2009.
- Lost his mother to lung cancer in November 2007.
- Has one brother, Jason, and one sister, Danielle.
- Jason plays wide receiver in the Canadian Football League.
- Averaged 30 points, 10 rebounds, six blocks, five steals and three assists as a senior at Del Campo High School in Sacramento, CA.
- In addition to his outstanding basketball play, was an All-American wide receiver and led the nation with 28 touchdown catches during his senior year.
- Was considering an attempt to play in the NFL if training camp invite with Golden State was not successful back in 2006.



CHAUNCEY BILLUPS

1

GUARD

HEIGHT 6'3"

WEIGHT 215

YEARS PRO 15

COLLEGE Colorado

BIRTHDATE September 25, 1976

DRAFTED First round by the Boston Celtics in 1997 (3rd overall)

ACQUIRED: Signed off of waivers on December 12, 2011

CONTRACT STATUS: Signed through the 2012-13 season

NBA CAREER SUPERLATIVES:

- Five-time NBA All-Star selection (2006, 2007, 2008, 2009, 2010).
- Member of USA Senior National Team that won the gold medal at the FIBA Americas Championship in 2007.
- All-NBA Second Team (2005-06).
- All-NBA Third Team (2008-09, 2006-07).
- NBA All-Defensive Second Team (2004-05, 2005-06).
- Named 2004 NBA Finals Most Valuable Player.
- Eastern Conference Player of the Week (2/2/03, 11/23/03 and 3/21/05).
- Western Conference Player of the Week (11/16/08 and 1/25/10).

NBA STATISTICS

NBA REGULAR SEASON RECORD

												—REBOUNDS—									
Season Team	G-GS	MIN	FGM	FGA	PCT.	FG3	FG3A	PCT.	FTM	FTA	PCT.	OFF	DEF	TOT	AST	PF	DQ	STL	BS	PTS	AVG
997-98-Boston-Toronto	80-70	2216	280	749	.374	107	325	.329	226	266	.850	62	128	190	314	172	2	107	4	893	11.2
98-99-Denver	45-41	1488	191	495	.386	85	235	.362	157	172	.913	24	72	96	173	115	0	58	14	624	13.9
99-00-Denver-Orlando	13-5	305	34	101	.337	7	41	.171	37	44	.841	8	26	34	39	27	0	10	2	112	8.6
00-01-Minnesota	77-33	1790	248	587	.422	73	194	.376	144	171	.842	32	126	158	260	178	2	51	11	713	9.3
01-02-Minnesota	82-54	2355	348	823	.423	124	315	.394	207	234	.885	35	191	226	450	169	1	66	17	1027	12.5
02-03-Detroit	74-74	2327	366	870	.421	149	380	.392	318	362	.878	38	235	273	287	136	0	63	15	1199	16.2
03-04-Detroit	78-78	2758	392	996	.394	130	335	.388	404	460	.878	35	241	276	446	177	2	84	8	1318	16.9
04-05-Detroit	80-80	2866	404	913	.442	165	387	.426	343	382	.898	48	223	271	464	194	1	81	9	1316	16.5
05-06-Detroit	81-81	2925	423	1012	.418	184	425	.433	465	520	.894	41	211	252	699	160	2	71	8	1495	18.5
06-07-Detroit	70-70	2533	348	815	.427	109	316	.345	386	437	.883	23	214	237	502	161	0	84	17	1191	17.0
07-08-Detroit	78-78	2522	393	877	.448	137	342	.401	401	437	.918	42	170	212	529	130	0	101	17	1324	17.0
08-09-Detroit-Denver	79-79	2789	410	980	.418	162	397	.408	418	458	.913	32	207	239	506	161	0	93	18	1400	17.7
09-10-Denver	73-73	2490	402	962	.418	157	407	.386	466	512	.910	25	203	228	409	153	1	82	9	1427	19.5
10-11-Denver-New York	72-72	2310	339	794	.427	146	363	.402	384	419	.916	25	165	190	387	146	1	71	14	1208	16.8
11-12-L.A. Clippers	20-20	607	83	228	.273	48	125	.273	85	95	.273	4	46	50	80	40	0	9	3	299	14.9
TOTALS	**1002-908**	**32281**	**4661**	**11202**	**.417**	**1783**	**4587**	**.389**	**4441**	**4969**	**.894**	**474**	**2458**	**2932**	**5545**	**2119**	**12**	**1031**	**166**	**15546**	**15.5**

NBA PLAYOFF RECORD

												—REBOUNDS—									
Season Team	G-GS	MIN	FGM	FGA	PCT.	FG3	FG3A	PCT.	FTM	FTA	PCT.	OFF	DEF	TOT	AST	PF	DQ	STL	BS	PTS	AVG
00-01-Minnesota	3-0	26	1	6	.167	0	1	.000	1	1	1.000	1	4	5	2	5	0	0	0	3	1.0
01-02-Minnesota	3-3	134	23	51	.451	6	15	.400	14	20	.700	1	14	15	17	14	1	3	1	66	22.0
02-03-Detroit	14-14	485	71	190	.374	26	84	.310	84	90	.933	4	43	47	66	38	0	9	2	252	18.0
03-04-Detroit	23-23	881	110	286	.385	37	107	.346	121	136	.890	14	56	70	136	57	1	31	2	378	16.4
04-05-Detroit	25-25	985	145	339	.428	44	126	.349	133	149	.893	23	85	108	162	71	1	25	5	467	18.7
05-06-Detroit	18-18	705	93	229	.406	32	94	.340	105	116	.905	7	54	61	117	43	1	22	2	323	17.9
06-07-Detroit	16-16	649	84	193	.435	35	90	.389	94	113	.832	7	46	53	91	39	1	19	2	297	18.6
07-08-Detroit	15-15	480	69	172	.401	24	64	.375	79	95	.832	6	38	44	83	32	0	12	1	241	16.1
08-09-Denver	16-16	619	90	197	.457	44	94	.468	106	117	.906	5	56	61	109	38	0	20	4	330	20.6
09-10-Denver	6-6	207	37	83	.446	11	31	.355	37	42	.881	1	13	14	38	24	1	6	3	122	20.3
10-11-New York	1-1	35	3	11	.273	2	6	.333	2	2	1.000	0	2	2	4	2	0	0	0	10	10.0
11-12-L.A. Clippers							Inactive - Torn Left Achilles Tendon														
TOTALS	**140-137**	**5206**	**726**	**1757**	**.413**	**261**	**712**	**.367**	**776**	**881**	**.881**	**69**	**411**	**480**	**825**	**363**	**6**	**147**	**22**	**2489**	**17.8**



CAREER HIGHS

MINUTES: 51	12/27/06 at New York
POINTS: 39	2/5/10 at Lakers
FIELD GOALS: 13	2/25/10 at Golden State
3-PT FG: 9	2/5/10 at Lakers
FREE THROWS: 18 (2)	3/1/11 at Orlando
REBOUNDS: 12	12/29/06 vs. Indiana
ASSISTS: 19	2/14/05 vs. Sacramento
STEALS: 7	1/23/98 at Atlanta
BLOCKS: 3	2/15/02 vs. Denver
TURNOVERS: 8 (2)	3/18/11 at Detroit

- Named Eastern Conference Player of the Month (1/06 and 2/07).
- Winner of the 2008-09 NBA Sportsmanship Award.
- One of only 31 players in NBA history with 14,000+ points and 5,000+ assists and is one of only four active players to rack up those numbers.
- Seventh active player in the NBA to reach 5,000 assists.
- Ranks 4th in NBA history for most 3-pointers made - trailing only Reggie Miller, Ray Allen, Jason Kidd

2011-12 (Clippers):

- Averaged 15.0 points, 4.0 assists, 2.5 rebounds in 30.4 minutes.
- Shot 36.4% (83-of-228) from field and 38.4% (48-of-125 3PT) from 3-point range.
- 12/25/11 at Golden State, made Clippers regular season debut with 21 points (6-19) FG, 3-10 3PT, 6-6 FT), 5 rebounds and 4 assists in 38:19.
- 1/18/12 vs. Dallas, nailed the game-winning 3-pointer with 1.0 second remaining. Recorded 21 points, 8 rebounds and three assists in 31:42.
- 1/29/12 at Denver, put on a scintillating performance in return to his hometown, tallying 32 points (11-20 FG, 6-12 3PT, 4-4 FT), 4 rebounds, 2 assists in 35:13.
- 2/2/12 vs. Denver, played in 1,000th career NBA game becoming the 99th player in NBA history to appear in 1,000 games and the 40th to reach the 1,000 game mark with a career-scoring average of 15.0+ ppg.
- 2/6/12 at Orlando, suffered season-ending torn left Achilles tendon with 5:48 remaining in 4th quarter. Had scored 18 points, including 10 in the 4th quarter before suffering injury.
- Underwent successful surgery on 2/15/12 at The Steadman Clinic in Vail, CO performed by Dr. Thomas Clanton.
- **PLAYOFFS:** Inactive due to torn left Achilles tendon.

2010-11 (Denver-New York):

- Averaged 16.8 points, 5.4 assists and 2.6 rebounds in 72 games played (72 starts) for Denver and New York.
- In 51 games played with Denver, averaged 16.5 points, 5.3 assists and 32.3 minutes per game.
- Traded to the New York Knicks on 2/22/11 as part of the Carmelo Anthony trade.
- Averaged 17.5 points, 5.5 assists and 3.1 rebounds in 21 games played for the Knicks.
- **PLAYOFFS:** Scored 10 points in one playoff game played for the Knicks before injuring his knee and missing the remainder of the series.

2009-10 (Denver):

- Appeared in 73 games (all starts), averaging a career-high 19.5 points, 5.6 assists, 3.1 rebounds and 1.12 steals in 34.1 minutes.

NBA ALL-STAR STATISTICS

NBA ALL-STAR RECORD

Season Team	G-GS	MIN	FGM	FGA	PCT.	FG3	FG3A	PCT.	FTM	FTA	PCT.	—REBOUNDS— OFF	DEF	TOT	AST	PF	DQ	STL	BS	PTS	AVG
05-06-Detroit	1-0	16	6	10	.600	2	5	.400	1	1	1.000	0	4	4	7	1	0	0	0	15	15.0
06-07-Detroit	1-0	16	3	8	.375	0	3	.000	2	2	1.000	1	3	4	6	0	0	0	0	8	4.0
07-08-Detroit	1-0	18	3	10	.300	0	6	.000	0	1	.000	1	0	1	4	1	0	0	0	6	6.0
08-09-Denver	1-0	19	2	5	.400	1	3	.333	0	0	---	0	2	2	3	2	0	1	0	5	5.0
09-10-Denver	1-0	26	6	11	.545	5	8	.625	0	0	---	0	0	0	5	1	0	1	0	17	17.0
TOTALS	**5-0**	**95**	**20**	**44**	**.455**	**8**	**25**	**.320**	**3**	**4**	**.750**	**2**	**9**	**11**	**25**	**5**	**0**	**2**	**0**	**51**	**10.2**

- Ranked 20th in the NBA in scoring (19.5), 18th in assists (5.6), fourth in FT percentage (.910) and 35th in 3FG percentage (.386).
- His FT makes (466) set a career-high and ranked ninth in the NBA, while his FT attempts (512) ranked 12th among NBA leaders.
- Scored 10 or more points in 68 of his 73 appearances, including 37 games with 20+ and five with 30+.
- Recorded five games with double-digit assists, four of which resulted in a double-double.
- Denver went 29-8 on the year when he scored 20+ points (51-17 from 2008-10) and 5-0 when he tallied 10+ assists (15-1 from 2008-10).
- At 33 years old, he became the oldest player in NBA history to average at least 19 points per game in a season for the first time in his career.
- Scored his 14,000th career point vs. San Antonio on 4/10 – becoming only the 31st player in NBA history with 14,000+ points and 5,000+ assists (one of only four active players to have done so).
- Made at least one three-pointer in a career-best 36-consecutive games from 12/10/09-3/15/10.
- Dished out his 5,000th career assist at Memphis on 3/13, becoming only the seventh active player in the NBA to reach that milestone.
- Made his fifth-straight NBA All-Star appearance (second as a Nugget) on 2/14 in Dallas, posting 17 points and five assists in 26 minutes off the bench for the West in the 141-139 loss.
- Registered a career-high 39 points (12-20 FG, 9-13 3FG), eight assists and four rebounds at L.A. Lakers on 2/5 (the nine 3FG makes set a career-high).
- **PLAYOFFS:** Averaged 20.3 points and 6.3 assists in six playoff games.

2008-09 (Detroit-Denver):

- Averaged 17.7 points, 6.4 assists and 3.0 rebounds in 79 games played (79 starts) for Detroit and Denver.
- In 77 games played for the Nuggets after being traded from the Pistons on 11/3/08, averaged 17.9 points and 6.4 assists per game.
- Finished sixth in voting for the 2008-09 NBA MVP award.
- Scored in double figures 71 times, including 31 games of 20+ and three of 30+.
- Had 11 double-digit assist games and 10 double-doubles.
- Led the Nuggets in scoring 23 times and in assists 52 times.
- Among NBA leaders, ranked fourth in FT percentage (.913), ranked 11th in total three-pointers (162), free-throws made (418) and assist-to-turnover ratio (2.86-to-1), 15th in assists, 29th in steals and tied for 34th in scoring.
- Shot better than .400 (.408) from three-point range for the second-straight season, tying for 29th in the NBA.
- Topped .900 from the free-throw line for the second-straight year and third time in his career.
- **PLAYOFFS:** Led the Nuggets to the Western Conference Finals (WCF), averaging 20.6 points, 6.8 assists, 3.8 rebounds, 1.25 steals and 38.7 minutes in 16 games.

2007-08 (Detroit):

- Appeared in 78 games (all starts), averaging 17.0 points, 2.7 rebounds, 6.8 assists and 1.29 steals in 32.3 minutes.
- Ranked ninth in the NBA in assist-to-turnover ratio (3.31-to-1).
- Among NBA leaders, ranked second in free throw percentage (.918), tied for 11th in assists (6.8 apg), tied for 24th in steals (1.29 spg) and tied for 30th in three-point percentage (.401).
- Named to the NBA All-Star Team for the third consecutive season.
- Led the team in scoring 37 times and assists 53 times.

- Scored 10-plus points 70 times, 20-plus points 22 times and 30-plus points three times.
- Dished out 10-plus assists 13 times.
- Recorded 13 double-doubles (all points/assists).
- **PLAYOFFS:** Led the Pistons to the Eastern Conference Finals, averaging 16.1 points, 2.9 rebounds, 5.5 assists and 32.0 minutes in 15 games (all starts).

2006-07 (Detroit):

- Appeared in 70 games (all starts), averaging 17.0 points, 3.4 rebounds, 7.2 assists and 1.20 steals in 36.2 minutes.
- Ranked second in the NBA in assist-to-turnover ratio (3.59-to-1).
- Among NBA leaders, tied for seventh in free-throw percentage (.883) and tied for eighth in assists (7.2).
- Ranked eighth among NBA point guards in double-doubles with 16 (points/assists).
- Teamed with Richard Hamilton to become the first guard tandem in NBA history to lead their team in scoring for five consecutive seasons.
- **PLAYOFFS:** Guided the Pistons to the Eastern Conference Finals, averaging 18.6 points, 5.7 assists and 3.3 rebounds in 16 games (all starts).

2005-06 (Detroit):

- Appeared in 81 games (all starts), averaging 18.5 points, 3.1 rebounds, a career-high 8.6 assists and 0.88 steals in 36.1 minutes.
- Led the NBA and set a franchise record in assist-to-turnover ratio (4.11-to-1).
- Among NBA leaders, ranked fourth in assists, sixth in free throw percentage (.894) and eighth in three-point field goal percentage.
- Ranked third among NBA point guards in double-doubles with a career-high 27 (points/assists).
- Finished fifth in NBA's Most Valuable Player voting.
- Became only the third player in NBA history to have played for at least five different teams at the time of their first All-Star selection (Sam Cassell, Anthony Mason the others).
- Joined Joe Dumars as the only players in league history to be named NBA Finals MVP before being named an All-Star.
- **PLAYOFFS:** Led the Pistons to the Eastern Conference Finals, averaging 17.9 points, 6.5 assists and 3.4 rebounds in 18 playoffs games (all starts).

2004-05 (Detroit):

- Appeared in 80 games (all starts), averaging 16.5 points (career-high .442 FG), 3.4 rebounds, 5.8 assists and 1.01 steals in 35.8 minutes.
- Among NBA regular-season leaders, ranked fifth in free-throw percentage (.898) and eighth in three-point field goal percentage (.426).
- One of five NBA point guards ranked in the Top-35 players in scoring and Top-20 in assists.
- **PLAYOFFS:** Guided the Pistons to their second-straight appearance in the NBA Finals, averaging 18.7 points, 6.5 assists and 4.3 rebounds in 25 playoff games (all starts).

2003-04 (Detroit):

- Appeared in 78 games (all starts), averaging 16.9 points, 3.5 rebounds, 5.7 assists and 1.08 steals in 35.4 minutes.
- One of four NBA point guards ranked in the Top-35 players in scoring and Top-15 in assists.
- Finished sixth in the Foot Locker Three-Point Shootout during NBA All-Star Weekend 2004.
- **PLAYOFFS:** Led the Pistons to their third NBA Championship while earning NBA Finals Most Valuable Player honors for averaging 21.0 points, 3.2 rebounds, 5.2 assists and 1.20 steals in 38.4 minutes vs. the Los Angeles Lakers ... Averaged 16.4 points, 3.0 rebounds, 5.9 assists and 1.35 steals in 38.3 minutes in 23 playoff games (all starts).

2002-03 (Detroit):

- Appeared in 74 games (all starts), averaging 16.2 points, a career-high 3.7 rebounds, 3.9 assists and 0.85 steals in 31.4 minutes.
- Led all NBA players in game-tying or lead-changing field goals in the last two minutes of the fourth quarter and overtime (11).
- **PLAYOFFS:** Helped the Pistons to the Eastern Conference Finals, averaging 18.0 points, 4.7 assists and 3.4 rebounds in 14 playoff games (all starts).

2001-02 (Minnesota):

- In 82 games (54 starts) averaged 12.5 points, 2.8 rebounds and 5.5 assists in 28.7 minutes.
- Ranked sixth in NBA in free throw percentage (.885).
- Tallied his first career triple-double with 26 points, 11 rebounds and 10 assists vs. Memphis (4/3).
- **PLAYOFFS:** Averaged 22.0 points, 5.7 assists and 5.0 rebounds in three first round games (all starts) while being swept 3-0 by Dallas.

2000-01 (Minnesota):

- In 77 games (33 starts) averaged 9.3 points and 3.4 assists in 23.2 minutes.

1999-00 (Denver-Orlando):

- In 13 games (five starts) with Denver, averaged 8.6 points, 2.6 rebounds and 3.0 assists in 23.5 minutes.
- Underwent season-ending surgery on 12/27/99 after suffering a dislocated left shoulder on 12/16/99.
- **PLAYOFFS:** Appeared in three of the four first-round games against the Spurs, averaging 1.0 points and 0.7 assists in 8.7 minutes.

1998-99 (Denver):

- In 45 games (41 starts) averaged 13.9 points, 2.1 rebounds, 3.8 assists and 1.29 steals in 33.1 minutes.

1997-98 (Boston-Toronto):

- In 80 games (70 starts) averaged 11.2 points, 2.4 rebounds and 3.9 assists in 27.7 minutes as a rookie.
- In 51 games (44 starts) with Boston, averaged 11.1 points, 2.2 rebounds, 4.3 assists and 1.51 steals in 25.4 minutes.
- In 29 games (26 starts) with Toronto averaged 11.3 points, 3.3 assists and 1.03 steals in 31.7 minutes.

COLLEGE (Colorado – 1995-1997):

- Averaged 18.5 points, 5.6 rebounds and 5.1 assists in 55 games with the Buffaloes.
- Named Second Team All-America by The Associated Press in 1996-97.
- Also earned First Team All-Big 12 honors and led Colorado to its first NCAA Tournament berth in 28 years.
- During sophomore season started 29 games, leading the Buffaloes in scoring (19.1), assists (4.9), three-pointers made (75) and free throw percentage (.854, 20th in NCAA).
- Named the Big Eight's Co-Freshman of the Year after becoming the only player in the league to rank in the top-10 in eight statistical categories.
- Recorded the first triple-double in school history with 24 points, 11 rebounds and 11 assists vs. George Mason on 12/2/95.

COMMUNITY INVOLVEMENT:

- Launched the Chauncey Billups Foundation in October 2009 alongside his wife Piper, who simultaneously launched the Spread Her Wings Foundation.
- Created the Chauncey Billups Elite Basketball Academy in 2010 to identify and develop young talent in Colorado.
- In February 2006 announced his involvement in the Porter/Billups Leadership Academy with Regis University in Denver.
- He pledged $100,000 to the program which helps selected youngsters with life/educational goals and provides help with college tuition to attend Regis.
- Continued his four-year affiliation with The Children's Center, a charity that has helped enrich the lives of Detroit area youth since 1929, serving as the celebrity host of 24th Annual Celebrity Golf Classic.
- Teamed with Antonio McDyess to distribute food to underprivileged families during the Thanksgiving holiday in 2007.
- Assisted NBA Commissioner David Stern and other Detroit city dignitaries in the unveiling of the Pistons' sixth Reading and Learning Center at Grant Middle School (Detroit) during the 2005 NBA Finals.

PERSONAL:

- He and his wife, Piper, have three daughters: Cydney, Ciara and Cenaiya.
- Nicknamed "Smooth" and "Mr. Big Shot"
- Attended George Washington High School in Denver and captured two Colorado state high school titles.
- Named a McDonald's High School All-American in 1995 and played in the 1995 U.S. Olympic Festival in Denver, capturing a gold medal.
- Avid follower of the Denver Broncos.

Back to Index

USA
BASKETBALL
USA
BASKETBALL

ERIC BLEDSOE

12

GUARD

HEIGHT 6'1"

WEIGHT 195

YEARS PRO 2

COLLEGE Kentucky

BIRTHDATE December 9, 1989

DRAFTED First round by Oklahoma City in 2010 (18th overall)

ACQUIRED From Oklahoma City on June 24, 2010

CONTRACT STATUS Signed through the 2013-14 season

NBA CAREER SUPERLATIVES:

- 2010-11 T-Mobile NBA All-Rookie Second Team.
- All-Star Weekend T-Mobile Rookie Challenge Participant (2011).

2011-12 (Clippers):

- Averaged 3.3 points, 1.6 rebounds, 1.7 assists in 11.6 minutes in 40 games, making 1 start.
- Reached double-figures in scoring three times.
- Led Clippers in steals and blocks four times.
- 1/30/12 vs. Oklahoma City, made season debut, played 1:19 and went 0-of-1 from the field.
- 4/9/12 at Memphis, had 11 points (4-6 FG, 1-2 3PT, 2-2 FT), 2 rebounds, 2 assists, 2 steals, 1 block in 21:05.
- 1/26/12, assigned to the Bakersfield Jam of NBA Developmental League... Played 19 minutes for Jam vs. Los Angeles D-Fenders and had 15 points, team-high 7 assists.
- Underwent surgery to repair torn lateral meniscus in right knee on 10/7/11....Missed from 12/25/11 - 1/25/12 with meniscus injury.
- **PLAYOFFS:** Averaged 7.9 points, 2.1 assists and 2.4 rebounds while connecting on .587 FG and .429 3FG in 11 playoff games.

2010-11 (Clippers):

- Averaged 6.7 points, 2.8 rebounds, 3.6 assists and 22.7 minutes in 81 games (25 starts).
- Played in the T-Mobile Rookie Challenge on 2/18/11 during NBA All-Star Weekend and had 6 points, 7 rebounds, and 5 assists.
- Led the Clippers with 92 steals (1.14 spg – 36th best in NBA).
- His 289 total assists was third-highest on team at end of season.
- 194 turnovers was second-most on team.
- Led team in steals team-high 24 times.
- Led team in assists 17 times, scoring twice.

NBA STATISTICS

NBA REGULAR SEASON RECORD

													—REBOUNDS—									
Season Team	G-GS	MIN	FGM	FGA	PCT.	FG3	FG3A	PCT.	FTM	FTA	PCT.	OFF	DEF	TOT	AST	PF	DQ	STL	BS	PTS	AVG
10-11-L.A. Clippers	81-25	1841	206	486	.424	32	116	.276	99	133	.744	68	155	223	289	130	0	92	26	543	6.7
11-12-L.A. Clippers	40-1	464	49	126	.389	6	30	.200	28	44	.636	22	43	65	66	58	1	31	14	132	3.3
TOTALS	**121-26**	**2305**	**255**	**612**	**.417**	**38**	**146**	**.260**	**127**	**177**	**.718**	**90**	**198**	**288**	**355**	**188**	**1**	**123**	**40**	**675**	**5.6**

NBA PLAYOFF RECORD

													—REBOUNDS—									
Season Team	G-GS	MIN	FGM	FGA	PCT.	FG3	FG3A	PCT.	FTM	FTA	PCT.	OFF	DEF	TOT	AST	PF	DQ	STL	BS	PTS	AVG
11-12-L.A. Clippers	11-0	189	37	63	.587	3	7	.429	10	16	.625	12	14	26	23	23	0	13	4	87	7.9
TOTALS	**11-0**	**189**	**37**	**63**	**.587**	**3**	**7**	**.429**	**10**	**16**	**.625**	**12**	**14**	**26**	**23**	**23**	**0**	**13**	**4**	**87**	**7.9**



BLEDSOE #12

CAREER HIGHS

MINUTES: 46	11/12/10 vs. Detroit
POINTS: 23	3/12/11 at Washington
FIELD GOALS: 9	3/12/11 at Washington
3-PT FG: 2 (7)	3/7/11 at Charlotte
FREE THROWS: 7	3/14/11 at Memphis
REBOUNDS: 8 (5)	3/12/11 at Washington
ASSISTS: 13	11/5/10 at Denver
STEALS: 7	3/5/11 vs. Denver
BLOCKS: 2 (5)	4/13/11 vs. Memphis
TURNOVERS: 5 (7)	4/5/11 at Memphis

- Scored 20+ points two times and double-figures 22 times.
- Amongst NBA rookies, finished 15th in scoring, 4th in assists, 10th in field goal percentage (.424), 10th in free throw percentage (.744), third in steals per game and 10th in minutes per game.
- 11/3/10 vs. Oklahoma City, in his second career start, had 17 points (7-10 FG, 2-3 3PT, 1-2 FT), 8 assists, 4 rebounds, 2 blocks in 38:01...became youngest Clipper player to record 8+ assists in a game...first Clipper rookie since Gary Grant on Dec. 6, 1988 to record 8 assists in his second start.
- 11/5/10 at Denver, registered first double-double in third career start, scoring 12 points and dishing 13 assists.
- 3/5/11 vs. Denver, scored a career-high 20 points and had a career-high seven steals...the seven steals were the most by a Clippers player in a game since Cuttino Mobley had seven on 11/19/08.
- Became the 9th player in 2010-11 to record seven or more steals in a game.
- 4/9/11 at Houston, Suspended for violating team rules.

COLLEGE (Kentucky – 2009-10):

- Named to the Sporting News SEC All-Freshman Team and was a CollegeInsider.com Freshman All-American.
- Averaged 11.3 points, 2.9 assists and 3.1 rebounds in 37 games.
- In NCAA Tournament averaged 15.3 points and shot 58.8 percent from the field and 47.4 percent from three-point range.
- Set a Kentucky school record of eight three-pointers in an NCAA Tournament game vs. East Tennessee State in a first round win.

COMMUNITY INVOLVEMENT:

- Partnered with Feed the Children to help feed families in the Los Angeles area during the 2010-11 season.
- Hosted local youth at home games during the 2010-11 season as part of his PlayerZone.
- Participated in basketball clinics during the past two seasons as a part of the Clippers FIT program.

PERSONAL:

- A Birmingham, Alabama native.
- Averaged 10.0 points, 4.2 rebounds and 3.6 assists for the Clippers' entry in the 2010 NBA Summer League.
- Led Parker High School in Birmingham, Alabama with 20.3 points, 9.4 rebounds and 11.5 assists per game as a senior helping them to a second place finish in the 5A Alabama State Championship in 2009.
- Played in the 2009 Wazoo Sports Derby Festival Basketball Classic presented by Papajohns.com.
- Coming out of high school was named No. 1 Super Senior by Birmingham News and ranked the third-best point guard in the country and 23rd overall by Rivals.com.
- Follow Bledsoe on Twitter: @EBled24



CARON BUTLER

5

FORWARD

NBA CAREER SUPERLATIVES:

- NBA All-Rookie First Team (2002-03 – Miami).
- NBA Eastern Conference Rookie of the Month (November 2002, January 2002, February 2002, March 2002 – Miami).
- Member of the Rookie Team in 2003 Got Milk? Rookie Challenge at All-Star Weekend.
- Eastern Conference Player of the Week (1/15/07 – 1/21/07 – Washington).
- Eastern Conference All-Star (2007, 2008 – Washington).
- Scored 10,000th career NBA point on 3-pointer 1/30 vs. Oklahoma City.

HEIGHT 6'7"

WEIGHT 220

YEARS PRO 10

COLLEGE Connecticut

BIRTHDATE March 13, 1980

DRAFTED First round by the Miami Heat in 2002 (10th overall)

ACQUIRED Signed as a free agent on December 9, 2011

CONTRACT STATUS Signed through the 2013-14 season

NBA STATISTICS

NBA REGULAR SEASON RECORD

												—REBOUNDS—									
Season Team	G-GS	MIN	FGM	FGA	PCT.	FG3	FG3A	PCT.	FTM	FTA	PCT.	OFF	DEF	TOT	AST	PF	DQ	STL	BS	PTS	AVG
02-03-Miami	78-78	2855	429	1032	.416	34	107	.318	309	375	.824	135	262	397	213	230	3	137	31	1201	15.4
03-04-Miami	68-56	2027	240	631	.380	10	42	.238	133	176	.756	92	234	326	126	162	0	75	13	623	9.2
04-05-L.A. Lakers	77-77	2746	441	991	.445	38	125	.304	275	319	.862	146	304	450	146	213	2	110	23	1195	15.5
05-06-Washington	75-54	2707	494	1086	.455	41	120	.342	289	332	.870	114	352	466	186	238	4	127	18	1318	17.6
06-07-Washington	63-63	2474	451	975	.463	18	72	.250	283	328	.863	147	320	467	233	188	0	134	17	1203	19.1
07-08-Washington	58-58	2313	439	943	.466	66	185	.357	236	262	.901	93	295	388	284	160	0	128	20	1180	20.3
08-09-Washington	67-67	2584	491	1085	.453	65	210	.310	345	402	.858	118	296	414	290	165	0	106	20	1392	20.8
09-10-Wash/Dallas	74-74	2783	450	1051	.428	42	145	.290	264	315	.838	104	357	461	156	193	0	116	24	1206	16.3
10-11-Dallas	29-29	867	170	378	.450	28	65	.431	68	88	.773	22	96	118	46	59	0	28	8	436	15.0
11-12-L.A. Clippers	63-63	1871	287	705	.407	92	257	.358	87	107	.813	44	186	230	78	123	0	52	9	753	12.0
TOTALS	**652-619**	**23237**	**3892**	**8877**	**.438**	**434**	**1328**	**.327**	**2289**	**2704**	**.847**	**1015**	**2702**	**3717**	**1758**	**1731**	**9**	**1013**	**183**	**10507**	**16.1**

NBA PLAYOFF RECORD

												—REBOUNDS—									
Season Team	G-GS	MIN	FGM	FGA	PCT.	FG3	FG3A	PCT.	FTM	FTA	PCT.	OFF	DEF	TOT	AST	PF	DQ	STL	BS	PTS	AVG
03-04-Miami	13-13	510	59	153	.386	2	11	.182	47	57	.825	18	92	110	31	45	0	28	7	167	12.8
05-06-Washington	6-6	262	42	101	.416	3	14	.214	24	29	.828	16	47	63	16	31	2	12	4	111	18.5
07-08-Washington	6-6	246	40	87	.460	5	21	.238	27	31	.871	10	24	34	23	19	0	11	1	112	18.7
09-10-Dallas	6-6	202	43	99	.434	7	23	.304	25	27	.926	3	32	35	8	16	0	9	5	118	19.7
11-12-L.A. Clippers	10-10	268	33	92	.359	8	31	.258	12	16	.750	4	26	30	10	22	0	6	2	86	8.6
TOTALS	**41-41**	**1489**	**217**	**532**	**.408**	**25**	**100**	**.250**	**135**	**160**	**.844**	**51**	**221**	**272**	**88**	**133**	**2**	**66**	**19**	**594**	**14.5**

NBA ALL-STAR RECORD

												—REBOUNDS—									
Season Team	G-GS	MIN	FGM	FGA	PCT.	FG3	FG3A	PCT.	FTM	FTA	PCT.	OFF	DEF	TOT	AST	PF	DQ	STL	BS	PTS	AVG
06-07-Washington	1-0	16	1	7	.143	0	0	–	0	0	–	3	1	4	1	0	0	0	0	2	2.0
07-08-Washington	DNP - Injured																				
TOTALS	**1-0**	**16**	**1**	**7**	**.143**	**0**	**0**	**–**	**0**	**0**	**–**	**3**	**1**	**4**	**1**	**0**	**0**	**0**	**0**	**2**	**2.0**

CAREER HIGHS

MINUTES: 56	1/15/10 at Chicago
POINTS: 40	1/27/08 at Milwaukee
FIELD GOALS: 15	3/28/03 vs. Minnesota
3-PT FG: 5 (3)	4/12/12 at Minnesota
FREE THROWS: 15	11/28/06 vs. Atlanta
REBOUNDS: 16	1/27/06 at Chicago
ASSISTS: 12	3/30/08 at Lakers
STEALS: 7 (2)	11/8/07 at New Jersey
BLOCKS: 2 (24)	12/9/10 vs. New Jersey
TURNOVERS: 9	1/24/09 at Portland

2011-12 (Clippers):

- Averaged 12.0 points, 3.7 rebounds, 1.2 assists and 29.7 minutes in 60 games (60 starts).
- Third on Clippers in 3-point shooting percentage (38.4%).
- Led Clippers in scoring four times, rebounds two times, assists one time and steals eight times.
- Had nine games with 20+ points and reached double-figures in scoring a total of 40 times.
- 12/25/11 at Golden State, made Clippers debut recording a double-double with 11 points and 10 rebounds.
- 12/30/11 vs. Chicago, had 16 points (6-11 FG, 1-4 3PT, 3-4 FT) in 38:58.
- 1/7/12 vs. Milwaukee, had 20 points (7-15 FG, 2-6 3PT, 4-4 FT).
- 1/16/12 vs. New Jersey, scored 15 of his 20 points in the 1st quarter.
- Missed 1/20/12 vs. MIN due to Hyperextended right knee suffered on 1/17/12 vs. UT.
- 1/30/12 vs. Oklahoma City, had 22 points and scored 10,000th NBA point on 3-pointer with 5:50 remaining in 1st quarter.
- Received 2011 NBA Championship ring from Dallas Mavericks in pre-game ceremony on 2/13/12. Had game-high 23 points and 8 rebounds. Missed go-ahead 3PT with 3.9 seconds remaining.
- 4/4/12 vs. Lakers, had season-high 28 points (9-18 FG, 4-8 3PT, 6-6 FT).
- **PLAYOFFS:** Averaged 8.6 points, 3.0 rebounds and 26.8 minutes in 10 games played...suffered a fractured fifth metacarpal in his left hand with 2:38 remaining in the third quarter of last night's 99-98 victory over the Memphis Grizzlies in game one of their first round playoff series...missed game two of the series, but came back to play in each game during the remainder of the Clippers' playoff run.

2010-11 (Dallas):

- Averaged 15.0 points, 4.1 rebounds, 1.6 assists and 29.9 minutes in 29 games played (29 starts).
- Missed the final 53 games of the season after suffering a ruptured right patellar tendon on 1/1/11 at Milwaukee.
- Shot .450 FG, .431 3FG and .773 FT on the year.
- 11/27/10 vs. Miami, scored 23 points in 37 minutes.
- 12/30/10 vs. San Antonio, tallied 30 points in 39 minutes played.
- **PLAYOFFS:** Did not play due to injury during the Dallas Mavericks run to the 2011 NBA Championship.

2009-10 (Washington-Dallas):

- Averaged 16.3 points, 6.2 rebounds, 2.1 assists and 37.6 minutes in 74 games (74 starts) played for both Washington and Dallas.
- Recorded 24 games with 20+ points and nine double-doubles.
- 11/6/09 at Indiana, recorded 24 points and 12 rebounds.
- 12/18/09 at Golden State, tallied 28 points and 10 rebounds.

• 2/5/10 at Orlando, scored a season-high 31 points to go with nine rebounds.

• **PLAYOFFS:** Averaged 19.7 points, 5.8 rebounds and 1.3 assists in six playoff games for the Mavericks.

2008-09 (Washington):

• Averaged a career-high 20.8 points, to go with 6.2 rebounds, 4.3 assists and 38.6 minutes in 67 games played (67 starts).

• Joined LeBron James as the only two players in the NBA to average 20+ points, 6+ rebounds, and 4+ assists per game.

• Scored 30+ points 11 times including a season-high 39 points at Boston (4/15/09).

2007-08 (Washington):

• Averaged 20.3 points, 6.7 rebounds, 4.9 assists, 2.2 steals and 39.9 minutes in 58 games played (58 starts).

• Made his second consecutive appearance on the Eastern Conference All-Star Team.

• Shot a career-high .901 from the free throw line (6th in the NBA).

• 11/23/07 vs. Golden State, recorded his first career triple-double with 26 points, 11 rebounds and 10 assists.

• 12/19/07 vs. Chicago, recorded a triple-double with 29 points, 11 rebounds and 10 assists.

• 1/27/08 at Milwaukee, scored a career-high 40 points.

• 3/30/08 at Lakers, recorded a triple-double with 17 points, 12 rebounds and a career-high 12 assists.

• **PLAYOFFS:** Averaged 18.7 points, 5.7 rebounds and 3.8 assists in six playoff games.

2006-07 (Washington):

• Averaged 19.1 points, 7.4 rebounds, 3.7 assists and 39.3 minutes in 63 games (63 starts).

• Named to the Eastern Conference All-Star Team.

• Scored 30+ points three times and 20+ points on 32 occasions.

• 2/5/07 vs. Seattle, scored a then career-high 38 points.

2005-06 (Washington):

• Averaged 17.6 points, 6.2 rebounds, 2.5 assists and 36.1 minutes in 75 games (54 starts).

• Combined with Antawn Jamison and Gilbert Arenas to form the highest scoring trio of teammates in the NBA (67.4 ppg).

• Wizards record was 33-21 (.611) when he was in the starting line-up.

• 1/26/06 at Chicago, grabbed a career-high 16 rebounds.

• **PLAYOFFS:** Averaged 18.5 points, 10.5 rebounds and 2.7 assists in six playoff games.

2004-05 (Lakers):

• Averaged 15.5 points, 5.8 rebounds, 1.9 assists and 35.7 minutes in 77 games (77 starts).

• 1/10/05 vs. New Jersey, recorded 31 points and 10 rebounds.

• 4/8/05 at Seattle, tallied 31 points and seven rebounds.

2003-04 (Miami):

• Averaged 9.2 points, 4.8 rebounds, 1.9 assists and 29.9 minutes in 68 games (56 starts).

• Scored in double-figures 33 times including four games of 20+ points.

• **PLAYOFFS:** Averaged 12.8 points, 8.5 rebounds and 2.4 assists in 13 playoff games.

2002-03 (Miami):

• Averaged 15.4 points, 5.1 rebounds, 2.7 assists and 36.8 minutes in 78 games (78 starts).

• Finished third in Rookie of the Year balloting.

COLLEGE (Connecticut – 2000-2001):

• Averaged 18.0 points, 7.6 rebounds and 3.0 assists in 63 games played during his two-year collegiate career at Connecticut.

• Named Co-Big East Player of the Year and a Second Team All-American in 2002.

• Led the Huskies to the Elite 8 of the 2002 NCAA Tournament.

COMMUNITY INVOLVEMENT:

• In October 2010, Caron Butler's "3D Bike Giveaway" and "Caron Butler's 3D Bike Brigade" was named to the President's Challenge Advocacy Team, which encourages youth to be physically active and work towards the Presidential Active Lifestyle Award (PALA).

• In June 2010, joined the Crown Prince of Denmark and members of Congress on a special bike ride around the National Mall to promote cycling nationally, before

officially announcing a partnership between Caron Butler and the League of American Bicyclists, an organization that represents the interests of America's 57 million bicyclists, including its 300,000 members and affiliates.

• Started Caron's 3 D's to Succeed (Dedication, Determination, Discipline), a character education program offered to 11-18 year olds in the Washington D.C. metropolitan area that is in its third year of service, in which he offers rewards to kids who have displayed these attributes to achieve success and overcome adversity.

• As part of the 3 D's program, organized "Butler's 3D Summer Explosion" which included a day of service in his hometown of Racine, WI on June, 8 2009, which was officially named Caron Butler Day in 2007, a charity basketball game on June 14, and a free basketball clinic on June 22. It also included his annual "Bike Brigade" and a back-to-school drive to supply D.C. area children with backpacks for the upcoming school year, in August.

• Created "Caron's Coats for Kids", which distributes coats, hats and gloves to underserved youths in Washington D.C. and his hometown of Racine, WI, as well as his "Bike Brigade" program that has distributed over 2,750 brand new bikes and helmets to underprivileged kids in D.C. and Racine since 2005.

• Hosts numerous events in Racine, such as the annual Summer Homecoming, a series of charity events, and organized the "Urban Dialogue: Stop the Violence – A Community Outreach Event" since August 2005.

• Traveled to Johannesburg, South Africa in 2008 as part of the NBA's Basketball Without Borders program to visit schools, speak to children and teach clinics.

• Received the Role Model of the Year award from Connecticut's Middlesex County Chamber of Commerce and was given the key to the city of Middletown, CT by Mayor Sebastian Giuliano. June 20, 2009 was also officially named statewide as "Caron Butler Day" by state governor M. Jodi Rell.

• Hosted the "Caron Butler Basketball Classic" in January, a tournament that consisted of six area high school teams and raised money to benefit the Hoops Magic Education Foundation.

• Sponsors the "Cops & Kids" Legacy Project in Racine to aid in the continued growth of the community.

• Joined D.C. Tobacco Free Families to help launch the Quit Smoking Campaign at Freedom Plaza in Washington D.C. in June 2007.

• Was awarded the NBA's Community Assist Award in June 2007 for his ongoing efforts to improve his communities.

• Received the "Good Brother Award" by the National Congress of Black Women (20,000 nationwide)

• Recognized by The Sporting News as one of the top "Good Guys" in sports in 2006 for his charitable endeavors and philanthropic activities.

• Appeared on "The Tonight Show" with Jay Leno and on an episode of "The Oprah Winfrey Show" titled "How My Worst Moment Made Me A Star" and discussed his troubled youth and overcoming adversity.

• Donated 200,000 dollars to help fund the Racine Wisconsin based United Way, YMCA, George Bray Center, and Juneteenth Foundation on July 20, 2012.

• Created The Caron Butler Youth Basketball League during the summer of 2012, which is held every fall and spring. The league focuses on teaching its members Butler's 3D's approach to basketball.

• Hosted local youth at home games during the past season as part of his PlayerZone.

• Participated in the Clippers Late Night Hoops Program during the 2011-12 season.

PERSONAL:

• Full name is James Caron Butler.

• Born in Racine, WI.

• He and his wife Andrea have five children: daughters Mia, Camary, Ava and Gia and one son, Caron Jr.

• Majored in Communications at Connecticut.

• Was a guest on "The Oprah Winfrey Show" in (9/2005) in a show titled "How My Worst Moment Made Me a Star".

• Would like to open a group home and run it when he is done with his playing career.

• Teamed with NFL Hall of Famer Marcus Allen, as well as NFL players Michael Strahan, Kevin Faulk and Donnie Edwards among other investors to start Ramsell Dining LLC, which purchased 18 Burger King franchises in Norfolk, VA, and Richmond, VA.

• Follow Butler on Twitter: @realtuffjuice



JAMAL CRAWFORD

11

GUARD

HEIGHT 6'5"

WEIGHT 195

YEARS PRO 12

COLLEGE Michigan

BIRTHDATE March 20, 1980

DRAFTED First round by the Cleveland Cavaliers in 2000 (8th overall)

ACQUIRED Signed as a free agent on July 11, 2012

CONTRACT STATUS Signed through the 2015-16 season

NBA CAREER SUPERLATIVES

- NBA Sixth Man of the Year (2010).
- Ranks 21st among active players in career 3-pointers (1,387).
- Is one of five active NBA players with at least three games of 50-plus points (Kobe Bryant, LeBron James, Tracy McGrady and Gilbert Arenas).

2011-12 (Portland):

- Averaged 13.9 points, 3.2 assists, 2.0 rebounds and 26.9 minutes in 60 games (6 starts).
- Second on the team in scoring.
- Finished first in the NBA in free throw percentage (.927), shooting 191-206 from the charity stripe.
- Continued to climb up the NBA's all-time 3-point chart to 21st in league history with 1,387 3-point field-goals in his career, Crawford converted on 80-of-206 3-point field-goal attempts this season, good for 30.8% overall and fourth highest on the team.
- Converted 37 consecutive free throw attempts from April 6 at Dallas through April 16 at Phoenix.
- 1/11/12 vs. Orlando, extended his all-time NBA record by converting the 34th four-point play of his career.

NBA STATISTICS

NBA REGULAR SEASON RECORD

												—REBOUNDS—									
SEASON-TEAM	G-GS	MIN	FGM	FGA	PCT	FG3	FG3A	PCT	FT	FTA	PCT	OFF	DEF	TOT	AST	PF	DQ	STL	BS	PTS	AVG
00-01-Chicago	61-8	1050	107	304	.352	41	117	.350	27	34	.794	9	80	89	141	68	0	43	14	282	4.6
01-02-Chicago	23-6	481	89	187	.476	26	58	.448	10	13	.769	5	29	34	55	18	0	18	5	214	9.3
02-03-Chicago	80-31	1992	334	808	.413	86	242	.355	104	129	.806	21	164	185	334	126	0	77	25	858	10.7
03-04-Chicago	80-73	2811	509	1318	.386	165	521	.317	200	240	.833	46	237	283	405	161	0	111	29	1383	17.3
04-05-New York	70-67	2688	437	1097	.398	185	512	.361	182	216	.843	33	170	203	302	135	0	92	19	1241	17.7
05-06-New York	79-27	2555	366	879	.416	101	293	.345	295	357	.826	36	212	248	301	150	0	87	15	1128	14.3
06-07-New York	59-36	2198	354	886	.400	103	322	.320	228	272	.838	44	145	189	259	114	0	57	8	1039	17.6
07-08-New York	80-80	3190	570	1391	.410	176	494	.356	329	381	.864	37	170	207	398	144	0	81	17	1645	20.6
08-09-N.Y.-Golden St.	65-65	2478	419	1022	.410	142	394	.360	300	344	.872	23	170	193	288	92	0	57	13	1280	19.7
09-10-Atlanta	79-0	2460	496	1105	.449	163	427	.382	270	315	.857	34	167	201	238	132	0	61	12	1425	18.0
10-11-Atlanta	76-0	2297	368	874	.421	119	349	.341	222	260	.854	22	108	130	241	97	0	57	14	1077	14.2
11-12-Portland	60-6	1613	283	737	.384	80	260	.308	191	206	.927	16	102	118	191	74	0	55	14	837	13.9
TOTALS	**812-399**	**28292**	**4332**	**10608**	**.408**	**1387**	**3989**	**.348**	**2358**	**2767**	**.852**	**326**	**1754**	**2080**	**3153**	**1311**	**0**	**796**	**185**	**12409**	**15.3**

NBA PLAYOFF RECORD

												—REBOUNDS—									
SEASON-TEAM	G-GS	MIN	FGM	FGA	PCT	FG3	FG3A	PCT	FT	FTA	PCT	OFF	DEF	TOT	AST	PF	DQ	STL	BS	PTS	AVG
09-10-Atlanta	11-0	351	56	154	.364	18	50	.360	49	58	.845	1	29	30	30	26	1	9	1	179	16.3
10-11-Atlanta	12-0	358	61	155	.394	21	60	.350	42	51	.824	1	15	16	30	17	0	9	4	185	15.4
TOTALS	**23-0**	**709**	**117**	**309**	**.379**	**39**	**110**	**.355**	**91**	**109**	**.835**	**2**	**44**	**46**	**60**	**43**	**1**	**18**	**5**	**364**	**15.8**



CAREER HIGHS

MINUTES: 60	1/14/09 vs. Sacramento
POINTS: 52	1/26/07 vs. Miami
FIELD GOALS: 20	1/26/07 vs. Miami
3-PT FG: 8	1/26/07 vs. Miami
FREE THROWS: 17	12/20/08 at Charlotte
REBOUNDS: 11 (2)	4/9/06 at Boston
ASSISTS: 12 (3)	3/15/05 vs. Miami
STEALS: 6 (2)	2/13/08 at Boston
BLOCKS: 3	11/19/04 at Dallas
TURNOVERS: 7 (5)	2/22/08 vs. Toronto

- 1/27/12 vs. Phoenix, recorded a season-high 10 assists.
- 2/1/12 vs. Charlotte, recorded more points than minutes played with 24 points in 21 minutes of game time.
- 2/10/12 at New Orleans, recorded 31 points while dishing out eight assists off the bench in a 94-86 victory at New Orleans on Feb. 10, becoming the first Trail Blazer to register at least 26 points and eight assists off the bench since Geoff Petrie (10/25/70).
- 4/11/12 vs. Golden State, scored a season-high 34 points and shot 13-of-13 from the line.

2010-11 (Atlanta):

- Averaged 14.2 points, 1.7 rebounds, 3.2 assists, 0.75 steals and 30.2 minutes in 76 games (0 starts).
- Ranked second in the NBA in scoring off the bench.
- Ranked 22nd in the NBA in free throw percentage (85.4%).
- Scored 20-plus points 18 times and 30-plus in three games.
- Recorded five four-point plays on the season.
- Scored 20-plus in six straight games (Dec. 31-Jan. 12).
- Led the team in scoring 14 times and assists on 16 occasions.
- 12/31/10 at Oklahoma City, tallied 26 points to go with a season-high five steals.
- 1/12/11 at Toronto, notched a season-high 36 points (12-23 FG).
- **PLAYOFFS:** In 12 games against Orlando and Chicago, put up 15.4 points, 1.3 rebounds and 2.5 assists...Scored 20-plus points five times and in games 1-4 vs. Orlando, became the third bench player in the last 20 years (Kevin McHale in 1991, Nick Van Exel in 2003) to tally 20 points or more in four straight playoff games in a series.

2009-10 (Atlanta):

- Won the NBA Sixth Man Award after posting averages of 18.0 points, 2.5 rebounds and 3.0 assists in 79 games off the bench with Atlanta.
- Ranked 29th in the NBA in scoring, seventh in 3-pointers (163) and 18th in free throw percentage (85.7%).
- Scored 20-plus 31 times, including one 30-point effort.
- **PLAYOFFS:** Appeared in 11 playoff games with the Hawks, averaging 16.3 points, 2.7 rebounds and 2.7 assists...Averaged 15.9 points in the first round vs. Milwaukee and 17.0 points in the second round vs. Orlando.

2008-09 (Golden State – New York):

- Split time with New York and Golden State, appearing in 65 games (all starts). Averaged 19.7 points, 3.0 rebounds and 4.4 assists on the season.
- Traded from New York to Golden State on Nov. 28 in exchange for Al Harrington.
- In 54 games with the Warriors, averaged 19.7 points, 3.3 rebounds and 4.4 assists...12/20/08 at Charlotte, scored a

season-high 50 points and notched career highs in free throws (17) and free throw attempts (18)...Became just the fourth player in NBA history to score 50-plus with three different teams, joining Bernard King, Wilt Chamberlain and Moses Malone.

2007-08 (New York):

- In 80 games (80 starts), averaged a career and team-high 20.6 points (23rd in NBA) to go with 2.6 rebounds and 5.0 assists.
- One of only nine NBA players to rank in the top-25 in scoring and assists per game.
- Connected on 86.4 percent of his free throws.

2006-07 (New York):

- Played in 59 games (36 starts), posting averages of 17.6 points, 3.2 rebounds and 4.4 assists.
- 1/26/07 vs. Miami, scored a career-high 52 points, including a career-best eight 3-pointers and a career-high 20 field goals made.

2005-06 (New York):

- Averaged 14.3 points, 3.1 rebounds and 3.8 assists in 79 games (27 starts).
- Led the Knicks in scoring 22 times and paced the team with 101 3-pointers.

2004-05 (New York):

- In his first season with the Knicks, averaged 17.7 points, 2.9 rebounds and 4.3 assists in 70 games (67 starts).
- His 185 3-pointers marked the second highest total in team history.
- Led the team in scoring 26 times and assists 10 times.

2003-04 (Chicago):

- Posted averages of 17.3 points, 3.5 rebounds and 5.1 assists in 80 games (73 starts).
- Set a Bulls record and ranked fifth in the NBA with 165 three-point field goals made.
- Became the third player in franchise history to notch a 50-point game (Michael Jordan, Chet Walker).

2002-03 (Chicago):

- Played in 80 games (31 starts) and averaged 10.7 points, 2.3 rebounds and 4.2 assists.
- Tallied 20-plus points 11 times and 30-plus twice.

2001-02 (Chicago):

- Averaged 9.3 points, 1.5 rebounds and 2.3 assists in 23 games played (6 starts).
- Made 44.8 percent of his attempts from behind the three-point line.

2000-01 (Chicago):

- In his rookie campaign with the Bulls, notched averages of 4.6 points, 1.5 rebounds and 2.3 assists in 61 games (eight starts).
- Reached double-figures 10 times.

COLLEGE (Michigan – 1999-00):

- In his lone season at Michigan, averaged a team-high 16.6 points and 4.5 assists in 17 games (16 starts).
- Went 33-for-101 (32.7%) from 3-point range.
- Scored 27 points twice.

COMMUNITY INVOLVEMENT:

- His foundation has provided ongoing support for athletic trainers at Seattle Public High Schools by donating money, medical supplies and purchasing heart defibrillators for each school.
- Renovated Bronx's P.S. 58's library, providing books, computers, shelving and carpeting while a member of the Knicks.
- Funded a new basketball court at his high school alma mater, Rainier Beach in Seattle.

PERSONAL:

- Full name is Aaron Jamal Crawford.
- Has a son, Eric (12).
- Maintains web site www.jamalcrawford.org, which contains personal and community updates.
- Played basketball for only two years in high school (junior and senior) and was named to Parade magazine's All-America team following senior season.
- Played alongside future Knick teammate and current NBA guard Nate Robinson at Rainer Beach.
- His high school jersey number (23) was retired by Rainier Beach in 2001.
- Wore a headband at Michigan to honor former Sonics guard Slick Watts.
- Favorite Movie: Harlem Nights; actor: Samuel L. Jackson; actress: Halle Berry; singers: Jay-Z, Faith Evans.
- Follow Crawford on Twitter: @JCrossover

RAMTRUCKS.COM

BUILDING LOB CITY FROM THE FLOOR UP.

- AVAILABLE 5.7L HEMI® V8 ENGINE WITH 390 HP, 407LB-FT TORQUE
- BACKED BY A 5 YEAR / 100,000 MILE POWERTRAIN WARRANTY*

GUTS·GLORY RAM

*SEE YOUR DEALER FOR A COPY OF THE LIMITED WARRANTY AND DETAILS. RAM AND HEMI ARE REGISTERED TRADEMARKS OF CHRYSLER GROUP LLC.

Back to Index

WILLIE GREEN

34

GUARD

2011-12 (Atlanta):

- Averaged 7.6 points, 1.5 rebounds, 0.8 assists and 17.4 minutes in 53 games (2 starts).
- Connected on 47.1 percent of his field goals, 44.2 percent of his threes and 85.7 percent of his free throws.
- 1/5/12 vs. Miami, tallied 14 points (5-6 FG, 2-2 3FG, 2-2 FT) in 22 minutes.
- 1/20/12 at Philadelphia, recorded 14 points (6-7 FG, 2-2 3FG, 2-2 FT) in 20 minutes.
- 1/29/12 at New Orleans, tallied 16 points (6-11FG, 4-7 3FG) in 18 minutes.
- 2/15/12 at Phoenix, scored 20 points in 34 minutes.
- 3/30/12 vs. New York, scored 20 points (8-9 FG, 2-3 3FG, 2-2 FT) in 19 minutes.
- **PLAYOFFS:** In five playoff games, averaged 2.6 points, 1.6 rebounds and 12.6 minutes per game.

HEIGHT 6'3"

WEIGHT 205

YEARS PRO 9

COLLEGE Detroit Mercy

BIRTHDATE July 28, 1981

DRAFTED Second round by the Seattle Super Sonics in 2003 (41st overall)

ACQUIRED From Atlanta on July 30, 2012

CONTRACT STATUS Signed through the 2014-15 season

NBA STATISTICS

NBA REGULAR SEASON RECORD

												—REBOUNDS—									
Season Team	G-GS	MIN	FGM	FGA	PCT.	FG3	FG3A	PCT.	FTM	FTA	PCT.	OFF	DEF	TOT	AST	PF	DQ	STL	BS	PTS	AVG
03-04-Philadelphia	53-0	767	143	357	.401	19	61	.311	59	81	.728	16	49	65	53	83	0	26	5	364	6.9
04-05-Philadelphia	57-21	1066	155	423	.366	30	105	.286	97	125	.776	22	111	133	100	121	0	34	6	437	7.7
05-06-Philadelphia	10-2	153	28	66	.424	10	19	.526	4	5	.800	1	14	15	5	13	0	2	0	70	7.0
06-07-Philadelphia	74-36	1842	357	868	.411	51	157	.325	74	111	.667	42	116	158	112	144	1	56	4	839	11.3
07-08-Philadelphia	74-74	1970	379	870	.436	51	179	.285	112	148	.757	32	150	182	151	119	0	54	22	921	12.4
08-09-Philadelphia	81-60	1828	286	658	.435	51	161	.317	62	85	.729	29	97	126	158	154	0	53	13	685	8.5
09-10-Philadelphia	73-18	1553	248	543	.457	47	136	.346	95	114	.833	20	109	129	152	135	0	32	11	638	8.7
10-11-New Orleans	77-13	1674	270	609	.443	54	155	.348	78	100	.780	22	139	161	74	143	0	36	13	672	8.7
11-12-Atlanta	53-2	922	153	325	.471	50	113	.442	48	56	.857	15	65	80	40	74	0	23	6	404	7.6
TOTALS	**552-226**	**11775**	**2019**	**4719**	**.428**	**363**	**1086**	**.334**	**629**	**825**	**.762**	**199**	**850**	**1049**	**845**	**986**	**1**	**316**	**80**	**5030**	**9.1**

NBA PLAYOFF RECORD

												—REBOUNDS—									
SEASON-TEAM	G-GS	MIN	FGM	FGA	PCT	FG3	FG3A	PCT	FT	FTA	PCT	OFF	DEF	TOT	AST	PF	DQ	STL	BS	PTS	AVG
04-05-Philadelphia	5-0	64	8	18	.444	2	9	.222	9	10	.900	3	6	9	3	5	0	1	0	27	5.4
07-08-Philadelphia	6-6	142	22	51	.431	1	5	.200	9	14	.643	2	6	8	12	19	1	5	4	54	9.0
08-09-Philadelphia	6-6	148	21	51	.412	4	11	.364	1	3	.333	0	6	6	7	13	0	0	1	47	7.8
10-11-New Orleans	6-0	84	14	36	.389	2	9	.222	4	7	.571	1	4	5	4	14	0	2	0	34	5.7
11-12-Atlanta	5-0	63	6	13	.462	1	4	.250	0	0	—	1	7	8	3	6	0	0	0	13	2.6
TOTALS	**28-12**	**501**	**71**	**169**	**.420**	**10**	**38**	**.263**	**23**	**34**	**.676**	**7**	**29**	**36**	**29**	**57**	**1**	**8**	**5**	**175**	**6.3**

CAREER HIGHS

MINUTES: 47	4/17/07 vs. Cleveland
POINTS: 37	4/18/07 at Toronto
FIELD GOALS: 14	4/18/07 at Toronto
3-PT FG: 5 (2)	4/8/11 vs. Phoenix
FREE THROWS: 10 (2)	1/26/05 at Washington
REBOUNDS: 9	4/11/08 vs. Indiana
ASSISTS: 10	11/21/04 at Miami
STEALS: 3 (15)	2/15/12 at Phoenix
BLOCKS: 3 (2)	11/29/09 at Dallas
TURNOVERS: 7 (2)	11/14/07 vs. Philadelphia

2010-11 (New Orleans):

- In 77 games (13 starts) averaged 8.7 points, 2.1 rebounds and 1.0 assists per game.
- Converted .443 FG%,.348 3FG% and .780 FT% on the year.
- Recorded 12.2 ppg, 2.5 rpg and 1.3 apg (.486 FG%, .325 3FG%, .800 FT%) as a starter.
- Scored in double-figures 31 times, including two 20-point efforts and one 30-point outing.
- 4/8/11 vs. Phoenix, tied a career-high with 5 3FGM on his way to a season-best 31 points (12-17 FGs, 5-6 3FGs, 2-2 FTs).
- **PLAYOFFS:** Averaged 5.7 points and 14.0 minutes in six games.

2009-10 (Philadelphia):

- In 73 games (18 starts), averaged 8.7 points, a career-high 2.1 assists and 1.8 rebounds, while shooting a then career-high 45.7% from the floor, 34.6% from 3-point range and 83.3% from the line.
- As a starter, averaged 13.2 points, 3.3 assists and 2.3 rebounds on 50.0% shooting, 33.3% 3FGs and 89.1% FTs.
- Committed just 67 turnovers in 73 games played and had an assist-to-turnover ratio of 2.27.

2008-09 (Philadelphia):

- In 81 games (60 starts), averaged 8.5 points, 2.0 assists and 1.6 rebounds (.435 FG%, .317 3FG%, .729 FT%).
- Started each of his final 60 games played, averaging 8.7 points, 1.9 assists and 1.4 rebounds (.435 FG%, .733 FT%).
- Had an assist-to-turnover ratio of 2.47 for the year.
- **PLAYOFFS:** Tallied 7.8 points, 1.2 assists, 1.0 rebound and 24.7 minutes in six games.

2007-08 (Philadelphia):

- Averaged career-highs of 12.4 points, 2.5 rebounds and 26.6 minutes in 74 games (74 starts).
- Also dished out 2.0 assists while shooting .436 from the field and .757 from the free throw line.
- 4/16/08 at Charlotte, scored a season-high 27 points.
- Missed 5 games with a left adductor strain (12/22-12/31) and 2 games with a low back strain (3/12-3/14).
- **PLAYOFFS:** In six playoff games, tallied 9.0 points, 2.0 assists and 1.3 rebounds.

2006-07 (Philadelphia):

- Appeared in 74 games (36 starts), averaging 11.3 points, 2.1 rebounds and 1.5 assists per game.
- Shot .411 FG%, .325 3FG% and .667 FT%.
- Led the team in scoring 10 times and scored 20+ points 12 times.
- 4/18/07 at Toronto, posted career-highs of 37 points and 14 FGM.

• As a starter, averaged 15.4 points, 2.8 rebounds and 2.1 assists (.436 FG%, .366 3FG%, .712 FT%).

• Missed 8 games due to injury: 3 with right knee pain/synovitis (1/23-1/26), 3 with a right calf strain (12/26-12/29) and 2 with a right knee strain (3/28-3/30).

2005-06 (Philadelphia):

• Averaged 7.0 points and 1.5 rebounds (.424 FG%, .526 3FG%, .800 FT%) in 10 games played.

• Missed the majority of this season rehabilitating from arthroscopic surgery on his left knee, before re-signing with the Sixers (3/23).

2004-05 (Philadelphia):

• Averaged 7.7 points, 2.3 rebounds and 1.8 assists in 57 games (21 starts).

• Shot 36.6% from the floor and 77.6% from the line.

• 11/21/04 at Miami, posted season-highs of 32 points, 10 assists (also a career-best) and 8 rebounds.

• Did not play in a total of 25 games: 20 DNP-CD's and 5 games on injured list (2/24-3/5/05 with left heel pain).

• **PLAYOFFS:** In five games, averaged 5.4 points, 1.8 rebounds and 12.8 minutes per game.

2003-04 (Philadelphia):

• Averaged 6.9 points, 1.2 rebounds and 1.0 assists in 53 games (0 starts).

• .401 FG%, .311 3FG%, .728 FT%.

• Scored 20 or more points 3 times.

• Missed 24 games due to a right thumb injury.

• On 12/5/03, had surgery to repair a tear of the ulnar collateral ligament in his right thumb, an injury sustained during practice (12/4/03).

COLLEGE (Detroit Mercy – 1999-03):

• Averaged 14.3 ppg, 4.2 rpg and 2.2 apg in 124 games over four seasons at Detroit Mercy (1999-03).

• Named Honorable Mention All-America by The Associated Press as a senior (2002-03).

• Voted 2003 Horizon League Player of the Year as a senior, leading the league in scoring (22.6 ppg, 11th in the nation).

• Led the Titans in free throw percentage (.805), assists (2.5 apg) and total steals (40).

• Finished his collegiate career as the fourth-leading scorer (1,779 points) in school history and ranked sixth in career three-point field goals made (120-341 for 35.2%).

PERSONAL:

• Full name is Willie James Green.

• Attended Cooley High School in Detroit, Mich., where he was coached by his uncle, Gary Green, who played basketball at Eastern Michigan (1977-79).

• Enjoys bowling in his free time.

• Has twice hosted a book drive to benefit Philadelphia READS in conjunction with "Drive for Kids".

• In March 2004, hosted "Rook for Books".

• During March 2005, helped promote literacy through "Willie's Book Drive".

• As part of Willie Green's Back to School Night (3/19/05), fans donated 952 books to Willie's Book Drive and Green hosted a meet-and-greet following the game.

• Has participated in the NBA's Basketball without Borders in Africa.

WE MAKE IT EASY
to find the right car for you.

TEST DRIVE most makes and models on one lot.

GET A FREE WRITTEN OFFER for your car, no strings attached.

SEARCH over 25,000 cars nationwide to find your perfect car.

START HERE.

carmax.com®

Back to Index

BLAKE GRIFFIN

32

FORWARD

HEIGHT 6'10"

WEIGHT 250

YEARS PRO 2

COLLEGE Oklahoma

BIRTHDATE March 16, 1989

DRAFTED First round by the Clippers in 2009 (1st overall)

CONTRACT STATUS Signed through the 2017-18 season

NBA CAREER SUPERLATIVES:

- All-NBA Second Team (2012).
- 2010-11 T-Mobile Rookie of the Year.
- Western Conference All-Star (2011, 2012 - Starter).
- T-Mobile NBA All-Rookie First Team (2011).
- 2011 Sprite Slam Dunk Champion.
- NBA Rookie Challenge Participant (2011, 2012).
- Named T-Mobile Rookie of the Month all six times during 2010-11 season.
- Named member of 2012 US Olympic Team but withdrew due to injury.
- Los Angeles Clippers record for rebounds in a season with 989 (2010-11).
- Los Angeles Clippers record 63 double-doubles (2010-11).
- Clippers franchise record 27 consecutive double-doubles (11/20/10 - 1/19/11).
- Clippers rookie record 47 points in a game (1/17/11 vs. Indiana).
- Clippers single-season rookie leader in points (1,845), rebounds (989), minutes (3,112), FGM (696), FGA (1,376),FTM (446), FTA (695) and rebounds per game (12.1).
- Clippers franchise rookie leader in points scored (1,845 pts) and free throws attempted (695 FTA).
- Recorded first 20-20 game of NBA career 2/18/12 vs. SA with 22 points and 20 rebounds.

2011-12 (Clippers):

- Averaged a team-high 20.7 points and 10.9 rebounds in 36.2 minutes per game.

NBA STATISTICS

NBA REGULAR SEASON RECORD

												—REBOUNDS—									
Season Team	G-GS	MIN	FGM	FGA	PCT.	FG3	FG3A	PCT.	FTM	FTA	PCT.	OFF	DEF	TOT	AST	PF	DQ	STL	BS	PTS	AVG
09-10-L.A. Clippers	DNP - INJURED LEFT KNEE																				
10-11-L.A. Clippers	82-82	3112	696	1376	.506	7	24	.292	446	695	.642	270	719	989	312	252	5	63	45	1845	22.5
11-12-L.A. Clippers	66-66	2392	561	1022	.549	2	16	.125	244	468	.521	218	499	717	210	216	3	54	48	1368	20.7
TOTALS	**148-148**	**5504**	**1257**	**2398**	**.524**	**9**	**40**	**.225**	**690**	**1163**	**.593**	**488**	**1218**	**1706**	**522**	**468**	**8**	**117**	**93**	**3213**	**21.7**

NBA PLAYOFF RECORD

												—REBOUNDS—									
SEASON-TEAM	G-GS	MIN	FGM	FGA	PCT	FG3	FG3A	PCT	FT	FTA	PCT	OFF	DEF	TOT	AST	PF	DQ	STL	BS	PTS	AVG
11-12-L.A. Clippers	11-11	393	84	168	.500	0	1	.000	42	66	.636	19	57	76	27	41	1	20	10	210	19.1
TOTALS	**11-11**	**393**	**84**	**168**	**.500**	**0**	**1**	**.000**	**42**	**66**	**.636**	**19**	**57**	**76**	**27**	**41**	**1**	**20**	**10**	**210**	**19.1**

NBA ALL-STAR RECORD

												—REBOUNDS—									
SEASON-TEAM	G-GS	MIN	FGM	FGA	PCT	FG3	FG3A	PCT	FT	FTA	PCT	OFF	DEF	TOT	AST	PF	DQ	STL	BS	PTS	AVG
10-11-L.A. Clippers	1-0	15	4	6	.667	0	0	—	0	0	—	2	3	5	5	0	0	0	0	8	8.0
11-12-L.A. Clippers	1-1	31	9	12	.750	1	2	.500	3	6	.500	3	5	8	3	3	0	2	0	22	22.0
TOTALS	**2-1**	**46**	**13**	**18**	**.722**	**1**	**2**	**.500**	**3**	**6**	**.500**	**5**	**8**	**13**	**8**	**3**	**0**	**2**	**0**	**30**	**15.0**

CAREER HIGHS

MINUTES: 51	3/23/11 vs. Washington
POINTS: 47	1/17/11 vs. Indiana
FIELD GOALS: 19	1/17/11 vs. Indiana
3-PT FG: 1 (9)	3/20/12 at Indiana
FREE THROWS: 16	11/20/10 vs. New York
REBOUNDS: 20	2/18/12 vs. San Antonio
ASSISTS: 10 (3)	3/23/11 vs. Washington
STEALS: 3 (3)	4/5/11 at Memphis
BLOCKS: 4 (2)	4/16/12 vs. Oklahoma City
TURNOVERS: 6	4/5/11 at Memphis

- Averaged 3.2 assists and shot 54.9% from field in 66 games played (66 starts).
- For second straight season, started and appeared in every game.
- Led Clippers in minutes, field goals, field goals attempted, free throws attempted, rebounds, points, personal fouls and turnovers.
- Started first NBA All-Star Game, recording 22 points and 8 rebounds in 31 minutes. Also appeared in Rookie Challenge and played 10 minutes.
- Finished season ranked 10th in NBA in points per game, 6th in rebounds per game, 7th in field goal percentage and 4th with 41 double-doubles.
- Led NBA with 192 dunks.
- Only player in NBA with over 20.0 points, 10.5 rebounds and 3.0 assists per game.
- One of two players in NBA (Dwight Howard) to average 20.0+ points, 10.5 rebounds and shoot 54% from field.
- Led Clippers in scoring 31 times, rebounding 44 times, minutes 28 times, blocks 13 times and assists 6 times.
- Scored 30+ points four times. Registered 20+ points 41 times.
- Recorded first 20-20 game of NBA career 2/18/12 vs. SA with 22 points and 20 rebounds.
- Became one of five players under age of 25 to lead team in total points and rebounds in 2011-12.
- Led NBA with 902 points in the paint.
- Finished second in the NBA with 26 games with 20+ points/10+ rebounds.
- His 103 double-doubles in his first two seasons is the fourth-highest in the NBA since 1986-87.
- Became the first player since Shareef Abdur-Rahim (1996-98) to attempt over 1,100 free throws in his first two seasons. His 1,163 free throws attempted is the most by any NBA player in their first two seasons since 2000.
- 12/30/11 vs. Chicago, recorded first double-double of season with 34 points (14-25 FG, 6-10 FT), 13 rebounds, 3 assists in 41:33.
- 4/24/12 at Atlanta, scored Clippers season-high with 36 points.
- Grabbed national spotlight on 1/30/12 vs. Oklahoma City with a devastating dunk on Kendrick Perkins with 8:52 remaining in the 3rd quarter. Finished game with 22 points (9-16 FG, 4-7 FT), 7 rebounds, 2 assists and 2 blocks in 36:15.
- **PLAYOFFS:** Led the Clippers in scoring (19.1 ppg) in 11 playoff games. Also registered averages of 6.9 rebounds, 2.5 assists and 1.82 steals in 35.7 minutes per game.

2010-11 (Clippers):

- Averaged 22.5 points, 12.1 rebounds, 3.8 assists, 38.0 minutes in 82 games, making 82 starts.
- Named the unanimous winner of the 2010-11 NBA T-Mobile Rookie of The Year

award on 5/4/11...first unanimous Rookie of the Year selection since David Robinson in 1989-90.

- The lone unanimous selection to the 2010-11 T-Mobile NBA All-Rookie First Team.
- Named to Western Conference All-Star Team, becoming first rookie since Yao Ming in 2003 to play in game and first rookie since Tim Duncan in 1998 to be voted in by the coaches.
- Won Sprite Slam Dunk contest during All-Star Weekend in iconic fashion.
- Named T-Mobile Rookie of the Month all six times.
- Shot 50.6 percent from the field.
- Led Clippers in scoring 36 times, rebounds 64 times, assists 13 times, steals 17 times, blocks 12 times, minutes
- Registered two triple-doubles, recorded a Los Angeles Clippers record 63 double-doubles and established a Clippers franchise record with 27 consecutive double-doubles from 11/20 – 1/19.
- 63 double-doubles was the most in franchise history since Bob McAdoo's 69 in 1974-75.
- Scored 40+ points two times, 30+ points 14 times and 20+ points 55 times, the 7th highest total in NBA.
- Set a new Clippers rookie record for points in a game with 47 points on 1/17/11 vs. IND, the third-highest total in game this season and the most by a Clipper since 1990.
- Became one of just three players in NBA history aged 21 or younger to score at least 47 points and 14 rebounds, joining Michael Jordan and Rick Barry.
- Finished as only player in NBA to average at least 20.0 ppg, 12.0 rpg and 3.0 apg and the third player since 2001-02 to do it.
- Became first rookie since Elton Brand in 1999-00 to average at least 20 ppg and 10 rpg.
- Set new Los Angeles Clippers record for most rebounds in a season (989), most rebounds in franchise history since Swen Nater had 1,017 in 1980-81.
- Became one of only four rookies in NBA history to total over 1,600 points, 900 rebounds and 250 assists in their first season.
- Established himself as Clippers franchise all-time rookie leader in points scored (1,845) and free throw attempts (695) and second in rebounds (989).
- Finished the season ranked in the NBA 4th in rebounds per game, 3rd in total rebounds, 12th in points per game, 8th in minutes per game, 5th in minutes played, 8th in field goals made, 2nd in free throws attempted.
- Finished the season tied for first in the NBA with 47 games of 20+ points and 10+ rebounds.
- Was one of four players in NBA to average 20+ points and 12+ rebounds.
- Established new Los Angeles Clippers record with 63 games of 10+ rebounds.
- Became the first rookie since Jerry West on 2/26/61 to have a triple-double with at least 30 points, 15 rebounds and 10 assists when he had 33 points, 17 rebounds and 10 assists on 3/23/11.
- Had a career-starting streak of 67 games scoring in double-digits, the longest by an NBA player since David Robinson did it in 77 straight games in 1989-90.
- Led the NBA with 14 straight games of 20+ points and 10+ rebounds from 12/12 – 1/14
- Led the NBA with five games of 25+ points and 15+ rebounds.
- Finished second in the NBA with 13 games of 30+ points and 10+ rebounds.
- Became the third rookie since 1976-77 to record a 30 point, 15 rebound, 8 assist game when he did it on 1/22/11 vs. Golden State.
- Became the second rookie in NBA history and first since Oscar Robertson on 11/15/60 to have a 44 point, 15 rebound, 7 assist game when he did it on 11/20/10 vs. New York.
- Finished second in the NBA with 214 dunks.
- Played in the 60th NBA All-Star Game, scoring 8 points and grabbing 5 rebounds and passing for 5 assists in his first All-Star appearance.
- Had 14 points and 3 rebounds in the T-Mobile Rookie Challenge.
- Made NBA debut 10/27/10 vs. Portland, had 20 points (8-14 FG, 4-6 FT), 14 rebounds, 4 assists in 38:36.
- 1/17/11 vs. Indiana, had 47 points (19-24 FG, 9-11 FT), 14 rebounds, 3 assists, 1 block in 36:56, became the first rookie since Allen Iverson to have two 40+ games in season.
- 3/23/11 vs. Washington, recorded 1st career triple-double, had 33 points (14-19 FG, 5-8 FT), 17 rebounds, 10 assists
- 4/13/11 vs. Memphis, recorded 2nd triple double 4/13 vs. MEM with 31 points, 10 rebounds, 10 assists in 40:30.
- Had the 4th highest scoring debut of any LAC rookie and the 3rd highest rebounding debut of any Clipper rookie.

2009-10 (Clippers):

- Averaged 13.7 points, 8.1 rebounds and 28.0 minutes in seven preseason games played.
- Did not appear in any Clippers regular season games.
- Suffered a non-displaced stress fracture of his left patella during the Clippers' last preseason game vs. the New Orleans Hornets on 10/23/09.
- Underwent successful surgery on his left knee 1/20/10 at the Kerlan-Jobe Orthopaedic Center in Los Angeles...The two-part procedure, specifically termed a left patellar fragment excision and a patellar tendon repair was a success and was performed by Dr. Neal ElAttrache who was assisted by Clippers Team Physician Dr. Steven Shimoyama.
- Medically cleared to return to full contact practice in the month prior to 2010 NBA Summer League in Las Vegas, Nevada...Griffin practiced with the team but did not play in any games.

COLLEGIATE HIGHLIGHTS (Oklahoma – 2008-09):

- Averaged 18.8 points, 11.8 rebounds and 1.01 blocks over his two-year collegiate career.
- Consensus National Player of the Year following his sophomore season.
- 2008-09 postseason awards included the Naismith Trophy, Wooden Award, Oscar Robertson Trophy (USBWA) and Rupp Trophy as well as player of the year nods from the Associated Press, CBS/Chevrolet, the NABC, Sports Illustrated, The Sporting News, Basketball Times, ESPN.com, CBSsports.com, FoxSports.com and Athlon Sports.
- As a sophomore, earned Big 12 Player of the Year honors, Sportsperson of the Year honors, First-Team All-Big 12 and a record-tying six Big 12 Player of the Week awards.
- As a freshman, voted First-Team All-Big 12 and Big 12 All-Rookie.
- Finished his career with two-year NCAA Tournament averages of 22.3 points, 11.8 rebounds and 2.3 assists
- His .778 career NCAA Tournament field goal percentage (56-for-72) is a school record.
- Averaged 22.7 points, 14.4 rebounds, 2.3 assists, 1.2 blocks, 1.1 steals and 33.3 minutes in 35 games played, while shooting .654 from the field during his sophomore season (2008-09).
- Set Oklahoma and Big 12 single-season records for rebounds (504), rebounding average, field goal percentage and double-doubles.
- Rebound total in 2008-09 was the highest in a season by an NCAA Division I player since Indiana State's Larry Bird in 1978-79 (505) and rebounding average was the highest since Wake Forest's Tim Duncan in 1996-97 (14.7).
- First-Team All-Big 12 selection.
- Named to the Big 12 All-Rookie Team.

COMMUNITY INVOLVEMENT:

- Worked with the Salvation Army Seimon Family Youth and Community Center to distribute gifts to children during the holiday season.
- Partnered with Feed the Children to help feed families in the Los Angeles area during the 2010-11 season.
- Hosted local youth at home games during the 2010-11 season as part of his PlayerZone.
- Participated in basketball clinics during the 2010-11 season as a part of the Clippers FIT program.

PERSONAL:

- Full name is Blake Austin Griffin.
- Born in Oklahoma City, OK; Parents are Gail and Tommy Griffin.
- Named the Most Outstanding Player of the 2009 NBA Summer League presented by EA Sports after averaging 19.2 points, 10.8 rebounds, 3.2 assists and 34.4 minutes in five games played for the Clippers' entry in the Las Vegas based event.
- Younger brother of Taylor Griffin, a teammate in high school and at Oklahoma.
- Taylor was drafted 48th overall in 2009 by Phoenix.
- One of the highest rated and most decorated recruits ever at Oklahoma.
- The sixth McDonald's All-America signee in OU history.
- Won the Powerade Jam Fest dunk contest during McDonald's All-America week.
- Follow Griffin on Twitter: @blakegriffin



GRANT HILL

33

FORWARD

CAREER SUPERLATIVES:

- Seven-time NBA All-Star selection (1995, 1996, 1997, 1998, 2000, 2001 and 2005) but did not play in the 2001 game due to injury.
- All-NBA First Team (1997).
- All-NBA Second Team (1996, 1998, 1999, 2000).
- NBA Co-Rookie of the Year with Jason Kidd, Dallas Mavericks (1994-95).
- All-Rookie First Team (1995).
- Winner of the NBA's Sportsmanship Award (Joe Dumars trophy) a league-record three times (2005, 2008 and 2010).
- Winner of the Phoenix Suns' Dan Majerle Hustle Award (2007-08 and 2010-11), the first two-time winner in the award's history.

HEIGHT 6'8"

WEIGHT 230

YEARS PRO 18

COLLEGE Duke

BIRTHDATE October 5, 1972

DRAFTED First round by Detroit in 1994 (3rd overall)

CONTRACT STATUS Signed through the 2013-14 season

NBA STATISTICS

NBA REGULAR SEASON RECORD

												—REBOUNDS—									
SEASON-TEAM	G-GS	MIN	FGM	FGA	PCT	FG3	FG3A	PCT	FT	FTA	PCT	OFF	DEF	TOT	AST	PF	DQ	STL	BS	PTS	AVG
1994-95-Detroit	70-69	2678	508	1064	.477	4	27	.148	374	511	.732	125	320	445	353	203	1	124	62	1394	19.9
1995-96-Detroit	80-80	3260	564	1221	.462	5	26	.192	485	646	.751	127	656	783	548	242	1	100	48	1618	20.2
1996-97-Detroit	80-80	3147	625	1259	.496	10	33	.303	450	633	.711	123	598	721	583	186	0	144	48	1710	21.4
1997-98-Detroit	81-81	3294	615	1361	.452	3	21	.143	479	647	.740	93	530	623	551	196	1	143	53	1712	21.1
1998-99-Detroit	50-50	1852	384	802	.479	0	14	.000	285	379	.752	65	290	355	300	114	0	80	27	1053	21.1
1999-00-Detroit	74-74	2776	696	1422	.489	34	98	.347	480	604	.795	97	393	490	385	190	0	103	43	1906	25.8
2000-01-Orlando	4-4	133	19	43	.442	1	1	1.000	16	26	.615	8	17	25	25	9	0	5	2	55	13.8
2001-02-Orlando	14-14	512	83	195	.426	0	2	.000	69	80	.863	29	96	125	64	40	2	8	4	235	16.8
2002-03-Orlando	29-29	843	151	307	.492	1	4	.250	118	144	.819	40	166	206	122	46	0	28	13	421	14.5
2003-04-Orlando	DNP - Left Ankle Rehabilitation																				
2004-05-Orlando	67-67	2338	517	1015	.509	3	13	.231	280	341	.821	77	241	318	220	144	1	97	28	1317	19.7
2005-06-Orlando	21-17	613	119	243	.490	2	8	.250	78	102	.765	15	65	80	48	50	0	24	6	318	15.1
2006-07-Orlando	65-64	2009	342	660	.518	2	12	.167	248	324	.765	53	184	237	138	146	1	61	25	934	14.4
2007-08-Phoenix	70-68	2222	358	712	.503	33	104	.317	170	196	.867	74	279	353	203	153	0	65	56	919	13.1
2008-09-Phoenix	82-68	2445	390	745	.523	24	76	.316	181	224	.808	64	341	405	186	182	0	90	54	985	12.0
2009-10-Phoenix	81-81	2430	336	703	.478	35	80	.438	205	251	.817	74	371	445	193	165	2	60	36	912	11.3
2010-11-Phoenix	80-80	2409	399	825	.484	45	114	.395	213	257	.829	77	261	338	200	184	1	64	35	1056	13.2
2011-12-Phoenix	49-46	1378	201	451	.446	14	53	.264	83	109	.761	29	142	171	107	88	0	41	29	499	10.2
TOTALS	997-972	34339	6307	13028	.484	216	686	.315	4214	5474	.770	1170	4950	6120	4226	2338	10	1237	569	17044	17.1

NBA PLAYOFF RECORD

												—REBOUNDS—									
SEASON-TEAM	G-GS	MIN	FGM	FGA	PCT	FG3	FG3A	PCT	FT	FTA	PCT	OFF	DEF	TOT	AST	PF	DQ	STL	BS	PTS	AVG
95-96-Detroit	3-3	115	22	39	.564	1	2	.500	12	14	.857	4	18	22	11	13	0	3	0	57	19.0
96-97-Detroit	5-5	203	45	103	.437	0	0	—	28	39	.718	13	21	34	27	14	0	4	5	118	23.6
98-99-Detroit	5-5	176	42	92	.457	0	1	.000	13	16	.813	7	29	36	37	12	0	10	2	97	19.4
99-00-Detroit	2-2	55	6	16	.375	1	2	.500	9	10	.900	0	11	11	9	7	0	1	0	22	11.0
06-07-Orlando	4-4	143	19	38	.500	0	0	—	22	33	.667	2	20	22	15	8	0	2	1	60	15.0
07-08-Phoenix	3-2	68	5	11	.455	0	0	—	1	1	1.000	3	13	16	3	3	0	2	1	11	3.7
09-10-Phoenix	16-16	452	59	123	.480	3	16	.188	33	38	.868	12	81	93	36	46	0	13	10	154	9.6
TOTALS	38-37	1212	198	422	.469	5	21	.238	118	151	.781	41	193	234	138	103	0	35	19	519	13.7



CAREER HIGHS

MINUTES: 55	12/3/97 vs. Phoenix
POINTS: 46	2/8/99 vs. Washington
FIELD GOALS: 17	1/3/00 at Orlando
3-PT FG: 4	2/27/11 at Indiana
FREE THROWS: 18	2/8/99 vs. Washington
REBOUNDS: 18 (2)	4/1/97 at Dallas
ASSISTS: 14 (2)	11/9/97 at Vancouver
STEALS: 6 (5)	12/30/08 at Memphis
BLOCKS: 4 (3)	11/5/08 at Indiana
TURNOVERS: 10	4/19/98 at New Jersey

- Winner of the highly prestigious Mannie Jackson – Basketball Human Spirit Award presented by The Naismith Memorial Basketball Hall of Fame (2011-12).
- Member of the 1996 United States Olympic Men's Basketball Team, where he helped "Dream Team III" capture the gold medal in Atlanta.
- Also named to the 2000 U.S. Olympic Team, but did not participate due to injury
- NBA All-Interview First Team (1997 and 2000).
- NBA All-Interview Second Team (1995,1996, 1998 and 1999).
- NBA Player of the Week (March 18, 1996; January 20, 1997; April 7, 1997; May 2, 1999; January 9, 2000 and November 21, 2004).
- NBA Player of the Month (January 1997).
- Became the first rookie ever to lead an NBA All-Star fan balloting in 1994-95 with 1,289,585 votes.

2011-12 (Phoenix):

- Averaged 10.2 points, 3.5 rebounds and 2.2 assists in 28.1 minutes in 49 games (46 starts).
- Received five All-NBA Defensive Team votes, including one first-team vote, and also received multiple Defensive Player of the Year votes.
- March 30, underwent a procedure to repair a medial meniscus tear in his right knee; due to the injury, missed nine-straight games and 14 of final 17 contests of the season.
- Overall missed 17 games (Jan. 13, right quad tendon strain; Feb. 14, March 15, rest) (8-9 record).
- Averaged 11.1 points after the All-Star break on 50.0 percent shooting.
- In his final 20 games of the season, averaged 11.6 points and scored in double figures 14 times, including a season-high 22-point performance March 23 at Indiana.
- Scored in double figures 27 times, including 18 or more points on five occasions.
- March 7-20 recorded a season-high eight consecutive double-digit scoring efforts.
- Led or shared the team lead in scoring four times, steals eight times and blocks eight times.

2010-11 (Phoenix):

- Averaged 13.2 points, 4.2 rebounds, 2.5 assists and 30.1 minutes in 80 games (80 starts).
- Connected on 48 percent of his field goals, 40 percent of his three-point field goals and 83 percent of his free throws.
- Became just the seventh player in NBA history to average at least 13 points at 38 years or older (Kareem Abdul-Jabbar, Michael Jordan, Karl Malone, Reggie Miller, Robert Parish and John Stockton).
- On January 14, became the 15th active NBA player to reach 16,000 career points.
- Tallied 13 20-point games after posting just five in all of 2009-10.

NBA ALL-STAR STATISTICS

NBA ALL-STAR RECORD

Season Team	G-GS	MIN	FGM	FGA	PCT.	FG3	FG3A	PCT.	FTM	FTA	PCT.	—REBOUNDS— OFF	DEF	TOT	AST	PF	DQ	STL	BS	PTS	AVG
94-95-Detroit	1-1	20	5	8	.625	0	0	—	0	4	.000	0	0	0	3	2	0	2	0	10	10.0
95-96-Detroit	1-1	26	6	10	.600	0	0	—	5	11	.455	1	2	3	2	1	0	1	0	14	14.0
96-97-Detroit	1-1	22	4	7	.571	0	0	—	3	4	.750	2	1	3	2	2	0	1	1	11	11.0
97-98-Detroit	1-1	28	7	11	.636	1	1	1.000	0	0	—	0	3	3	5	1	0	1	0	15	15.0
99-00-Orlando	1-1	19	3	7	.429	0	1	.000	1	1	1.000	0	3	3	5	0	0	1	0	7	7.0
00-01-Orlando	DND - Broken Left Ankle																				
04-05-Orlando	1-1	17	3	6	.500	0	0	—	0	0	—	1	2	3	2	1	0	1	0	6	6.0
TOTALS	**6-6**	**132**	**28**	**49**	**.571**	**1**	**2**	**.500**	**9**	**20**	**.450**	**4**	**11**	**15**	**19**	**7**	**0**	**7**	**1**	**63**	**10.5**

- Collected multiple 30-point games in single season for first time since 2004-05.
- 2/27/11 at Indiana, sank a career-high four three-pointers en route to season highs with 34 points and 14 field goals made.
- 12/19/10 at Oklahoma City, became the first NBA player over the age of 38 to record a game of at least 30 points and 10 rebounds since Michael Jordan in 2003, his first 30-10 game since April 2, 2000 as a member of the Pistons.
- Had four double-digit rebounding efforts and led the Suns in rebounding eight times.
- Became the only three-time 2010 NBA Sportsmanship Award winner in league history.
- Was named the winner of the Suns' 2011 Dan Majerle Hustle Award.

2009-10 (Phoenix):

- Averaged 11.3 points, 5.5 rebounds, 2.4 assists and 30.0 minutes in 81 games (81 starts).
- Converted 48 percent of his field goals, 44 percent of his three-point field goals and 82 percent of his free throws.
- A season after playing in all 82 contests, saw action in 81 games, 80 or more in two-straight campaigns for the first time since 1995-96 to 1997-98.
- Became the 11th player in NBA history to play in 80 or more games in multiple seasons after the age of 36.
- Including all 82 games in 2008-09 and the first 46 of 2009-10, played in 128 consecutive games, the second-longest streak of his career.
- 1/13/10 at Indiana, became the 16th active player to reach 15,000 career points.
- Scored in double figures 50 times and the Suns compiled a 36-14 record in those contests.
- Also notched five 20-point efforts, including a season-high 23 points 11/1/09 vs. Minnesota.
- Winner of the 2009-10 NBA Sportsmanship Award, the league's first three-time recipient.
- **PLAYOFFS:** In 16 playoff games, averaged 9.6 points, 5.8 rebounds, 2.3 assists and 28.3 minutes per game.

2008-09 (Phoenix):

- In 82 games (82 starts), tallied 12.0 points, 4.9 rebounds, 2.3 assists, 1.1 steals and 29.8 minutes per game.
- Played in all 82 games for the first time in his career becoming the first player over 36 years of age since Cliff Robinson in 2003-04 to play in every game.
- Connected on a career-high 52.3 percent of his field goals on the year.
- The only Phoenix player to appear in all 82 games, also marked his second-straight season playing in at least 68 games with the Suns, after not doing so previously since 1999-2000.
- Played 2,000 minutes in three straight seasons for the first time since his first four years in the league (1994-98).
- 1/19/09 at Boston, became the 17th active NBA player to reach 14,000 career points, making Phoenix just one of five teams to feature two players (Shaquille O'Neal) with at least 14,000 career points.
- Scored in double figures 51 times.
- Had 13 20-point efforts, including two season-high 27-point nights vs. Golden State (2/6/09, 4/15/09).

2007-08 (Phoenix):

- Averaged 13.1 points, 5.0 rebounds, 2.9 assists and 31.7 minutes in 70 games (68 starts).
- Started 34 consecutive games to start the season -- the longest streak of starts to begin a season for Hill since 1999-2000 when he started the first 39 games of the season.
- Shot over 50 percent from the field (.503) for the third time in the last four seasons.
- Missed his fewest games since the 1999-2000 season.

• **PLAYOFFS:** In three playoff games before being injured, averaged 3.7 points, 5.3 rebounds and 22.7 minutes per game.

2006-07 (Orlando):

• Averaged 14.4 points, 3.6 rebounds, 2.1 assists and 30.9 minutes in 65 games played (64 starts).

• Shot a career-best 52 percent from the floor.

• Led (or tied) the team in scoring 17 times, in rebounding once and in assists eight times.

• 12/6/06 at Indiana, became the 187th player in NBA history to surpass 12,000 career points.

• **PLAYOFFS:** In four playoff contests, averaged 15.0 points, 5.5 rebounds, 3.8 assists and 35.8 minutes.

2005-06 (Orlando):

• In 21 games (17 starts), averaged 15.1 points, 3.8 rebounds, 2.3 assists, 1.1 steal and 29.2 minutes per game.

• Missed 61 games due to a sports hernia.

2004-05 (Orlando):

• Averaged 19.7 points, 4.7 rebounds, 3.3 assists, 1.4 steals and 34.9 minutes in 67 games (67 starts).

• Winner of the NBA's Sportsmanship Award (Joe Dumars trophy).

• Led (or tied) the team in scoring 22 times, in rebounding twice and in assists 10 times.

• Voted starter for Eastern Conference at 2005 NBA All-Star Game.

• Scored 20-plus points 32 times and 30-plus points three times.

• Recorded at least one steal in 52 outings.

2003-04 (Orlando):

• Spent the entire season on the injured list due to left ankle rehabilitation.

2002-03 (Orlando):

• Averaged 14.5 points, 7.1 rebounds, 4.2 assists, 1.0 steal and 29.1 minutes in 29 games (29 starts).

• Led (or tied) the team in scoring three times, in rebounding 11 times and in assists 10 times.

• 12/13/02 vs. Golden State, scored his 10,000th point of his NBA career.

• Placed on the Injured List on Jan. 18 due to a sore left ankle and missed the remainder of the regular season...Had surgery on Mar. 18...Procedure involved addressing the ankle fracture site, while also re-aligning the ankle by re-shaping the heel.

2001-02 (Orlando):

• Averaged 16.8 points, 8.9 rebounds, 4.6 assists and 36.6 minutes in 14 games played (14 starts).

• Had season-ending surgery on his left ankle on Dec. 19.

• Led (or tied) the team in scoring twice, in rebounding eight times and in assists five times.

• Had five double-doubles.

• Scored in double figures 14 times, including season-high 28 points on Nov. 5 vs. Seattle.

2000-01 (Orlando):

• Tallied 13.8 points, 6.3 rebounds and 6.3 assists in four games (four starts).

• Had season-ending surgery to repair a broken medial malleolus (inside bone of left ankle) on Jan. 3.

• Led (or tied) the team in scoring twice, including season-high 19 points on 12/11/00 at L.A. Clippers.

• Led (or tied) the team in assists three times.

• Voted starter at 2001 NBA All-Star Game, but unable to play due to injury.

1999-00 (Detroit):

• In 74 games (74 starts), averaged 25.8 points, 6.6 rebounds, 5.2 assists, 1.4 steals and 37.5 minutes per game.

• Led the Pistons in both scoring and assists.

• Ranked third in the NBA in scoring, 20th in field goal percentage (.489), tied for 21st in assists, 21st in minutes played, 31st in steals and 39th in rebounding.

• One of only three players (Dallas' Michael Finley and Seattle's Gary Payton) to average at least 20.0 points, 5.0 rebounds and 5.0 assists per game.

• Scored 30 or more points 29 times and netted 40-plus points four times.

• Led (or tied) the team in scoring 44 times, rebounding 16 times and assists 38 times.

• Also led the Pistons with 13 double-doubles.

• Voted a starter for the Eastern Conference in the 2000 NBA All-Star Game, tallying seven points, five assists, three rebounds and one steal in 19 minutes.

• Posted back-to-back 42-point efforts on 1/3/00 at Orlando and 1/5/00 at Atlanta.

• Missed the last three games of the season due to a bone bruise in his left ankle.

• **PLAYOFFS:** In two playoff games, averaged 11.0 points, 5.5 rebounds and 4.5 assists per game before being forced to miss the remainder of the series due to a broken left ankle.

1998-99 (Detroit):

• Averaged 21.1 points, 7.1 rebounds, 6.0 assists, 1.6 steals and 37.0 minutes in 50 games played (50 starts).

• Led the team in scoring, rebounding, assists, field goals made, free throws made and minutes played.

• Joined Elgin Baylor and Wilt Chamberlain as the only players in NBA history to have led their team in scoring, rebounding and assists at least three times.

• Finished 10th in the NBA in scoring, 17th in assists, tied for 22nd in field goal percentage (.479), tied for 23rd in steals and minutes played, and tied for 34th in rebounding.

• Scored in double figures in 48 of 50 games, had 20-plus points 24 times, 30 or more points eight times and 40-plus points once.

• Led (or tied) the team in scoring 28 times, rebounding 16 times and assists 31 times...Had eight double-doubles and one triple-double.

• 2/8/99 vs. Washington, scored a career-high 46 points, including a Pistons-record 31 points in the first half.

• **PLAYOFFS:** In five playoff games, averaged 19.4 points, 7.2 rebounds, 7.4 assists and 35.2 minutes per game.

1997-98 (Detroit):

• In 81 games (81 starts), averaged 21.1 points, 7.7 rebounds, 6.8 assists, 1.8 steals and 40.7 minutes per game.

• Led the team in scoring, assists, steals and minutes played, and was second in rebounding.

• Ranked third in the NBA in minutes played, 11th in steals, tied for 12th in scoring, 13th in assists and 28th in rebounding.

• Recorded four triple-doubles and 31 double-doubles.

• Led (or tied) the team in scoring 41 times, rebounding 28 times and assists 65 times.

• Scored in double figures in 78 of his 81 games played, including 20-plus points 44 times and 30 or more 10 times.

• Voted to start in the 1998 NBA All-Star Game.

1996-97 (Detroit):

• Averaged 21.4 points, 9.0 rebounds, 7.3 assists, 1.8 steals and 39.3 minutes in 80 games (80 starts).

• Ranked 10th in the NBA in minutes played, 12th in scoring and in assists, 16th in steals, 19th in rebounding and tied for 30th in field goal percentage (.496).

• Captured the IBM Award, presented for overall contributions to his team's success.

• Led the league with 13 triple-doubles, including six in the final 11 games of the season.

• Led the Pistons in scoring 45 times, rebounding 46 times and assists 62 times.

• Scored in double figures in 78 outings, including 20-plus points 47 times.

• Voted to start at the 1997 NBA All-Star Game.

• **PLAYOFFS:** In five playoff games, averaged 23.6 points, 6.8 rebounds, 5.4 assists and 40.6 minutes per game.

1995-96 (Detroit):

• Averaged 20.2 points, a career-high 9.8 rebounds, 6.9 assists and 1.2 steals in 40.8 minutes.

• Became the 15th player in NBA history to lead his team in scoring, rebounding and assists in the same season.

• Also led the team in steals and minutes played.

• Ranked third in the league in minutes played, 13th in rebounding, 15th in assists and 19th in scoring.

• His 10 triple-doubles were the best in the NBA (also recorded 32 double-doubles).

• Led (or tied) for the team in lead in scoring 33 times, rebounding 45 times and assists 66 times.

• Named to the 1996 U.S. Olympic Men's Basketball Team.

• **PLAYOFFS:** Averaged 19.0 points, 7.3 rebounds and 3.7 assists in three playoff games.

1994-95 (Detroit):

• In 70 games played (69) starts, averaged 19.9 points, 6.4 rebounds, 5.0 assists, 1.8 steals and 38.3 minutes per game.

- The first Pistons' rookie to score 1,000 points since Kelly Tripucka and Isiah Thomas in 1981-82.
- Ranked eighth in the NBA in minutes played, 12th in steals, 20th in scoring and 25th in assists.
- Missed 12 games due to plantar fasciitis in his left foot.
- 4/7/95 vs. Orlando, recorded his first triple-double with 23 points, 11 rebounds and 10 assists.
- Started at the 1995 NBA All-Star Game, after becoming the first rookie ever to lead all players in fan voting.

COLLEGE (Duke University – 1990-94):

- Averaged 14.9 points, 6.0 rebounds and 3.6 assists in 129 career games with Duke.
- Played four seasons at Duke University, helping the Blue Devils win back-to-back NCAA Championships in 1991 and 1992.
- Duke appeared in three straight NCAA Championship games, won three ACC regular season championships and one ACC Tournament title with HIll.
- Named consensus First Team All-America and the ACC Player-of-the-Year following his senior season (1993-94), where he averaged 17.4 points, 6.9 rebounds and 5.2 assists per game.
- Earned Second Team All-America honors as a sophomore and junior and was a consensus Freshman All-American.
- Won the Henry Iba Award as the nation's best defensive player in 1992-93.
- Became the first player in ACC history to record 1,900 points, 700 rebounds, 400 assists, 200 steals and 100 blocked shots.
- The ninth player in school history to have his jersey (33) retired.

COMMUNITY INVOLVEMENT:

- Along with his wife, spearhead multiple foundations, including the Tamia & Grant Hill Foundation.
- Recognized for his tremendous community service by being awarded the 2001 Richard and Helen DeVos Community Enrichment Award.
- In 2010, President Barack Obama named Hill as a council member on the President's Council of Fitness, Sports and Nutrition.
- Involved with the First Lady's "Let's Move" campaign.

PERSONAL:

- Full name is Grant Henry Hill.
- Wife, Tamia, is a four-time Grammy-nominated recording artist.
- Father was a running back with three NFL teams from 1969-74 and 1976-81, while his mother serves as a consultant in the Washington D.C. area.
- Born in Dallas, is the only child of Calvin and Janet Hill.
- In 2000, named among 99 professional athletes as "Good Guys in Sports" by The Sporting News, recognizing athletes for outstanding character and exemplary civic responsibility.
- Served alongside First Lady Michelle Obama's Presidential Delegation to the Opening Ceremony of the 2012 Olympic Games.
- Has co-produced two documentary films, "Starting at the Finish Line" and "Duke 91 & 92: Back to Back".
- Childhood idols included Arthur Ashe and Julius Erving.
- Follow Hill on Twitter: @realgranthill33



RYAN HOLLINS

15

CENTER

HEIGHT 7'0"

WEIGHT 250

YEARS PRO 6

COLLEGE UCLA

BIRTHDATE October 10, 1984

DRAFTED Second round by Charlotte in 2006 (50th overall)

CONTRACT STATUS Signed through the 2012-13 season

2011-12 (Cleveland-Boston):

- In 39 games total, averaged 3.4 points, 2.1 rebounds and 13.4 minutes per game.
- Finished the season in Boston, averaging 2.8 points, 1.7 rebounds and 10.7 minutes in 15 games played.
- Connected on 64.3 percent of his field goals for the Celtics.
- **PLAYOFFS:** Averaged 1.5 points and 1.6 rebounds in 17 playoff games for the Celtics.

2010-11 (Cleveland):

Averaged 5.3 points on a career-high .598 shooting, 2.7 rebounds, 0.6 blocks and a career-high 16.9 minutes per game in 70 games played (16 starts).

- In 16 starts, averaged 7.8 points on .634 shooting, 3.8 rebounds and 1.2 blocks in 26.6 minutes per game.
- Over his last 12 games of the season, scored in double digits eight times and averaged 9.3 points on .678 shooting, 3.7 rebounds and 1.4 blocks in 28.7 minutes.
- Scored 10 or more points 13 times.
- Led the team in rebounds twice and blocks, a team-leading 22 times.
- Recorded a DNP-CD 11 times on the season. 3/13/11 vs. Oklahoma City, pulled down a season-high eight rebounds to go along with six points.
- 4/5/11 vs. Charlotte, scored a season-high 16 points.

2009-10 (Minnesota):

- Averaged a career-high 6.1 points on .558 shooting to go with 2.8 rebounds and 16.8 minutes in 73 games played (27 starts).
- Scored in double figures 13 times.
- Missed six games from Jan. 6-15 due to an upper respiratory infection.
- Recorded a season-high 19 points on two occasions: versus Denver on Nov. 25 and the Clippers on Jan. 29.
- Grabbed a season-high nine rebounds twice: at Indiana on Jan. 2 and versus Dallas on March 8.

NBA STATISTICS

NBA REGULAR SEASON RECORD

												—REBOUNDS—									
SEASON-TEAM	G-GS	MIN	FGM	FGA	PCT	FG3	FG3A	PCT	FT	FTA	PCT	OFF	DEF	TOT	AST	PF	DQ	STL	BS	PTS	AVG
06-07-Charlotte	27-0	185	20	36	.556	0	0	---	24	40	.600	11	20	31	1	40	1	4	7	64	1.2
07-08-Charlotte	60-1	532	46	94	.489	0	0	---	55	82	.671	53	54	107	14	96	1	10	30	147	4.8
08-09-Cha.-Dallas	45-3	444	50	94	.532	0	0	---	43	72	.597	46	51	97	7	78	2	7	32	143	7.1
09-10-Minnesota	73-27	1223	169	303	.558	0	1	.000	109	158	.690	79	128	207	51	199	3	19	38	447	4.8
10-11-Cleavlend	70-16	1182	131	219	.598	0	0	---	111	163	.681	70	116	186	26	199	3	22	42	373	7.1
11-12-Clev.-Boston	39-8	522	46	84	.548	0	0	---	39	75	.520	34	48	82	9	78	0	5	17	131	7.4
TOTALS	**314-55**	**4088**	**462**	**830**	**.557**	**0**	**1**	**.000**	**381**	**590**	**.646**	**293**	**417**	**710**	**108**	**690**	**10**	**67**	**166**	**1305**	**6.0**

NBA PLAYOFF RECORD

												—REBOUNDS—									
SEASON-TEAM	G-GS	MIN	FGM	FGA	PCT	FG3	FG3A	PCT	FT	FTA	PCT	OFF	DEF	TOT	AST	PF	DQ	STL	BS	PTS	AVG
08-09-Dallas	9-0	64	8	14	.571	0	0	---	6	10	.600	9	15	24	1	22	0	1	4	22	2.4
11-12-Boston	17-0	170	11	26	.423	0	0	---	4	9	.444	16	11	27	8	29	0	0	8	26	1.5
TOTALS	**26-0**	**234**	**19**	**40**	**.475**	**0**	**0**	**---**	**10**	**19**	**.526**	**25**	**26**	**51**	**9**	**51**	**0**	**1**	**12**	**48**	**1.8**

CAREER HIGHS

MINUTES: 36 (3)	4/13/11 vs. Washington
POINTS: 19 (2)	1/29/10 vs. Clippers
FIELD GOALS: 8	11/25/09 vs. Denver
3-PT FG:	
FREE THROWS: 8 (2)	4/13/11 vs. Washington
REBOUNDS: 12	3/29/09 at Cleveland
ASSISTS: 3 (3)	12/23/09 at New Jersey
STEALS: 3	4/3/10 vs. Miami
BLOCKS: 4 (2)	4/26/12 vs. Milwaukee
TURNOVERS: 4(2)	3/14/10 vs. San Antonio

2008-09 (Charlotte-Dallas):

- In 45 games (three starts) for Charlotte and Dallas averaged 3.2 points on .532 shooting and 2.2 rebounds in 9.9 minutes per game.
- Traded to Dallas along with Matt Carroll in exchange for DeSagana Diop on Jan. 16, 2009.
- 3/19/09 at Atlanta, scored a season-high 13 points.
- 3/29/09 at Cleveland, grabbed a career-high 12 rebounds.
- 3/27/09 vs. Denver, had a career-high four blocks.
- **PLAYOFFS:** Averaged 2.4 points and 2.7 rebounds in nine playoff games for the Mavericks.

2007-08 (Charlotte):

- Averaged 2.5 points, 1.8 rebounds and 8.9 minutes in 60 games (one start).
- Led the team in blocks 11 times.
- Scored a season-high 11 points on two occasions at Atlanta on Nov. 14 and versus Indiana on March 19.

2006-07 (Charlotte):

- Averaged 2.4 points, 1.1 rebounds and 6.9 minutes in 27 games played (0 starts).
- Assigned to the Fort Worth Flyers of the NBA Development League from Nov. 22 – Dec. 19.
- In six games for the Flyers averaged 12.2 points, 10.4 rebounds and 2.0 blocks per game.

COLLEGE (UCLA – 2002-06):

Averaged 5.7 points on .575 shooting and 4.0 rebounds over his four-year collegiate career.

- Finished as the fourth all-time leading shot-blocker in UCLA history with 101 blocks.
- As a senior averaged 7.0 points, 4.8 rebounds and 0.9 blocks in 21.5 minutes per game.
- Ranked ninth in the PAC-10 in blocks.
- Scored in double figures on 11 occasions, including five of the six games in the NCAA Tournament.
- Earned NCAA Regional Most Outstanding Player honors.
- As a junior played in 28 games (six starts) averaging 4.5 points, 3.4 rebounds and a team-high 0.8 blocks in 16.4 minutes per game.
- As a sophomore played in 28 games (16 starts) averaging 6.5 points and 4.3 rebounds in 25.4 minutes per game.
- As a freshman averaged 4.3 points, 3.5 rebounds and 0.9 blocks in 16.7 minutes per game.

COMMUNITY INVOLVEMENT:

- Hosts the Ryan Hollins Basketball Skills Camp each summer in his hometown of Pasadena, CA.
- Participates in Pasadena's Parks After Dark program.

PERSONAL:

- Full name is Ryan Kenwood Hollins.
- Has one sister, Julie, and one daughter, Lauren.
- Competed for UCLA track and field team in the high jump, long jump, and triple jump.
- Was a member of the United States basketball team that won the Global Games Championships in Dallas and finished fifth place at the 2003 FIBA Junior World Championships in Thessaloniki, Greece.
- During the 2003 FIBA Junior World Championships, average 7.8 points on .480 shooting, 6.3 rebounds, and 1.1 blocks.
- Follow Hollins on Twitter: @TheRyanHollins.

DeANDRE JORDAN

6

CENTER

HEIGHT 6'11"

WEIGHT 265

YEARS PRO 4

COLLEGE Texas A&M

BIRTHDATE July 21, 1988

DRAFTED Second round by the Clippers in 2008 (35th overall)

CONTRACT STATUS Signed through the 2014-15 season

2011-12 (Clippers):

- Averaged 7.4 points, 8.3 rebounds, 0.3 steals, 2.05 blocks in 27.2 minutes per game.
- Appeared in 66 games, making 66 starts.
- Fourth in the NBA in blocks per game with 2.05 bpg.
- Finished season as one of only three players in NBA to average 7.0+ points, 8.0+ rebounds and 2.0+ blocks per game.
- Had 25 games with three or more blocks and had 5+ blocks five times.
- Registered a career-high 8 blocks 12/25/11 at Golden State.
- One of just two players in NBA (Tyson Chandler) with over 315 field goals attempted and shooting over 63% from field.
- Finished third in the NBA with 141 dunks.
- Clippers leader in blocks and field goal percentage. Second on team in total rebounds.
- Led Clippers in blocks 42 times and rebounds 22 times. Had eight double-doubles and reached double-figures in rebounds 24 times and points 19 times.
- 1/18/12 vs. Dallas, had 19 points (9-13 FG, 1-1 FT), 9 rebounds, 1 assist, 1 steal and 5 blocks in 33:35.
- 2/4/12 at Washington, had 18 points (9-11 FG), 11 rebounds and 3 blocks in 33:25.
- 4/14/12 vs. Golden State, had 18 points (8-11 FG, 2-5 FT), 6 rebounds and 2 blocks in 24:11.
- **PLAYOFFS:** In 11 games, averaged 4.5 points, 5.3 rebounds, 1.64 blocks and 22.6 minutes per game.

NBA STATISTICS

NBA REGULAR SEASON RECORD

												—REBOUNDS—									
SEASON-TEAM	G-GS	MIN	FGM	FGA	PCT	FG3	FG3A	PCT	FT	FTA	PCT	OFF	DEF	TOT	AST	PF	DQ	STL	BS	PTS	AVG
08-09-L.A. Clippers	53-13	771	93	147	.633	0	0	—	42	109	.385	72	165	237	1	96	0	11	59	228	4.3
09-10-L.A. Clippers	70-12	1137	144	238	.605	0	2	.000	48	128	.375	122	230	352	21	152	1	16	62	336	4.8
10-11-L.A. Clippers	80-66	2047	234	341	.686	0	1	.000	98	217	.452	207	368	575	42	255	1	41	142	566	7.1
11-12-L.A. Clippers	66-66	1798	206	326	.632	0	1	.000	74	141	.525	202	344	546	17	189	1	30	134	486	7.4
TOTALS	**269-157**	**5753**	**677**	**1052**	**.644**	**0**	**4**	**.000**	**262**	**595**	**.440**	**603**	**1107**	**1710**	**91**	**692**	**3**	**98**	**397**	**1616**	**6.0**

NBA PLAYOFF RECORD

												—REBOUNDS—									
SEASON-TEAM	G-GS	MIN	FGM	FGA	PCT	FG3	FG3A	PCT	FT	FTA	PCT	OFF	DEF	TOT	AST	PF	DQ	STL	BS	PTS	AVG
11-12-L.A. Clippers	11-11	249	21	40	.525	0	0	—	8	24	.333	18	40	58	4	20	0	7	18	50	4.5
TOTALS	**11-11**	**249**	**21**	**40**	**.525**	**0**	**0**	**—**	**8**	**24**	**.333**	**18**	**40**	**58**	**4**	**20**	**0**	**7**	**18**	**50**	**4.5**

CAREER HIGHS

MINUTES: 43 (2)	1/21/09 vs. Lakers
POINTS: 23 (2)	1/21/09 vs. Lakers
FIELD GOALS: 11	1/21/09 vs. Lakers
3-PT FG:	
FREE THROWS: 7 (2)	3/28/12 vs. Phoenix
REBOUNDS: 20 (2)	1/5/11 vs. Denver
ASSISTS: 3 (2)	4/1/11 at Phoenix
STEALS: 3 (4)	1/1/12 vs. Portland
BLOCKS: 8	12/25/11 at Golden State
TURNOVERS: 4 (2)	4/2/11 vs. Oklahoma City

2010-11 (Clippers):

- Averaged 7.1 points, 7.2 rebounds, 0.5 steals, 1.78 blocks and 25.6 minutes in 80 games, making 66 starts.
- Finished third in the NBA with 158 dunks.
- Shot a team-high and career-high 68.6 percent from field (234-341 FG).
- Owned the highest field goal percentage of any player in NBA with over 300 FG attempts.
- One of only three players with over 300 field goal attempts to shoot over 60 percent from field.
- Ranked 10th in NBA with 1.78 blocks per game and 36th in NBA with 7.2 rebounds per game.
- Led Clippers in blocks 47 times, rebounds 17 times and steals 10 times.
- Had 10+ rebounds 18 times and registered 20+ rebounds once on 1/5 vs. DEN, had 14 points (5-7 FG, 4-6 FT), career-high 20 rebounds, 3 assists, 6 blocks in 40:54.
- Recorded a career-high 8 double-doubles and scored 20+ points one time, had 10+ points 19 times.
- 12/11/10 vs. Memphis, had 10 points (5-9 FG), 14 rebounds, 1 steal, 4 blocks in 33:19.

2009-10 (Clippers):

- Averaged 4.8 points, 5.0 rebounds, 0.3 assists, 0.89 blocks in 16.2 minutes per game.
- Appeared in 70 games (12 starts).
- Had six double-doubles and led team in rebounds 10 times.
- 1/12/10 at Memphis, had 23 points (9-11 FG, 5-9 FT), seven rebounds and three blocks in 37:24.
- 2/16/10 at Portland, had 14 points (7-8 FG, 0-5 FT), 11 rebounds and three blocks in 26:57.

2008-09 (Clippers):

- Averaged 4.3 points, 4.5 rebounds, 0.2 assists, 1.11 blocks in 14.5 minutes per game.
- Appeared in 53 games, made 13 starts.
- Scored 10+ points two times and 20+ points two times.
- Grabbed 10+ rebounds six times and 20+ rebounds one time.
- Recorded two double-doubles...led Clippers in rebounds 10 times and blocks 16 times.
- Became one of only three then-active players to have a 20-rebound game in one of first four career starts, joining Shaquille O'Neal, Tim Duncan and Aaron Gray.
- 1/21/09 vs. Lakers, recorded 23 points (11-12 FG, 1-2 FT), 12 rebounds, one steal and four blocks in 43:14.
- 1/25/09 at Golden State, had eight points (3-8 FG, 2-7 FT) and a career-high 20 rebounds.

COLLEGE (Texas A&M – 2007-08):

- Early entry candidate out of Texas A&M after his freshman season.
- Earned Big 12 All-Rookie Team honors.
- Averaged 7.9 points, while leading the team with 6.0 rebounds, 1.3 blocked shots and .617 field goal percentage in 20.1 minutes per game.
- Started 21 of 35 games.
- Scored in double figures 13 times and had 10 or more rebounds six times.

COMMUNITY INVOLVEMENT:

- Took part in the Clippers Teamwork at the Table Thanksgiving event at St. Joseph Center in Venice where he helped distribute food baskets and turkeys to over 300 families.
- Worked with the Salvation Army Seimon Family Youth and Community Center to distribute gifts to children during the holiday season.
- Hosted local youth at home games during the past two seasons as part of his PlayerZone.
- Participated in a basketball clinic with Special Olympics as a part of NBA Cares in Mexico City during the 2010-11 preseason.

PERSONAL:

- Full name is Hyland DeAndre Jordan, Jr.
- Majored in general studies.
- Named an Official Honoree in the Sports Category for the 13th Annual Webby Awards, for his "Jordan's Journal" blog on Clippers.com during the 2008-09 season.
- Hometown is Bellaire, Texas.
- Participated as a member of Team USA in 2007 U-19 World Championships in Serbia.
- Was a member of the USA Basketball Junior National Select Team that defeated the World Select Team at the 2007 Nike Hoop Summit held in Memphis, Tennessee.
- Averaged 26.1 points, 15.2 rebounds and 8.1 blocked shots his one and only year at Christian Life Center.
- Follow Jordan on Twitter: @deandrejordan

JORDAN #6



TRAVIS LESLIE

23

GUARD

HEIGHT 6'4"

WEIGHT 205

YEARS PRO 1

COLLEGE Georgia

BIRTHDATE March 29, 1990

DRAFTED Second round by the Clippers in 2011 (47th overall)

CONTRACT STATUS Signed through the 2013-14 season

2011-12 (Clippers):

- Averaged 1.4 points, 0.9 rebounds, 0.5 assists in 4.5 minutes.
- Appeared in 10 games.
- Assigned to Bakersfield Jam of NBA Development League for two seperate stints. Appeared in 4 games with Jam during first assignment in March. Averaged 12.5 points, 3.5 rebounds, 1.5 assists in 21.0 minutes. Re-called by Clippers from Jam 3/12/12.
- Re-assigned to Jam 3/30/12 and stayed with team through conclusion of Playoffs.
- Appeared in a total of 10 regular season games with Jam. Recalled on 4/22/12.
- Made NBA debut 12/28/11 at SA. Had 2 rebounds in 3:53.
- 1/4/12 vs. Houston, made his Clippers regular season STAPLES Center debut finishing with 4 points (1-1 FG, 2-4 FT) and 1 steal in 4:52.
- 2/4/12 at Washington, had 6 points (3-3 FG), 3 rebounds in 5:47.
- **PLAYOFFS:** On the Inactive List for all but one (DNP-CD) of the Clippers 11 Playoff games.

COLLEGE (Georgia – 2008-11):

- Averaged 12.2 points and 6.1 rebounds in 90 games played over his three-year collegiate career.
- **As a junior (2010-11)...**
  - Averaged 14.4 points, 7.2 rebounds and 32.2 minutes in 33 games played.
  - Named to the All-SEC Second Team by the coaches.
  - Named to the pre-season All-SEC Team by the coaches and the Associated Press.
  - Named the best dunker in college basketball by ESPN's College Gameday show in mid-February.
- **As a sophomore (2009-10)...**
  - Averaged 14.8 points and 6.8 rebounds in 31 games while shooting 48.7 percent from the field.
  - Team's second leading scorer on the season.
  - Named SEC Player of the Week on January 24th.
  - Led the team in offensive rebounds (54) and assists (50) during SEC games.
- **As a freshman (2008-09)...**
  - Averaged 6.3 points and 3.9 rebounds in 26 games.

NBA STATISTICS

NBA REGULAR SEASON RECORD

												—REBOUNDS—									
SEASON-TEAM	G-GS	MIN	FGM	FGA	PCT	FG3	FG3A	PCT	FT	FTA	PCT	OFF	DEF	TOT	AST	PF	DQ	STL	BS	PTS	AVG
11-12-L.A. Clippers	10-0	45	5	14	.357	0	0	—	4	9	.444	6	3	9	5	4	0	2	2	14	1.4
TOTALS	**10-0**	**45**	**5**	**14**	**.357**	**0**	**0**	**—**	**4**	**9**	**.444**	**6**	**3**	**9**	**5**	**4**	**0**	**2**	**2**	**14**	**1.4**

LESLIE #23

CAREER HIGHS

MINUTES: 10	1/17/12 at Utah
POINTS: 6	2/4/12 at Washington
FIELD GOALS: 3	2/4/12 at Washington
3-PT FG:	
FREE THROWS: 2	1/4/12 vs. Houston
REBOUNDS: 3	2/4/12 at Washington
ASSISTS: 2	1/17/12 at Utah
STEALS: 1 (2)	3/21/12 at Oklahoma City
BLOCKS: 1 (2)	2/4/12 at Washington
TURNOVERS: 1 (2)	2/15/12 vs. Washington

COMMUNITY INVOLVEMENT:

- Participated in basketball clinics during the 2011-12 season as a part of the Clippers FIT program.

PERSONAL:

- Full name is Travis Demetrius Leslie.
- Born in Atlanta, Georgia.
- Majored in Housing while at Georgia.
- Named the Class AAAA Player of the year by the Atlanta Journal-Constitution in 2008.
- Named the Atlanta Journal-Constitution's Slam Dunk Champion for the 2007-08 season.
- Follow Leslie on Twitter: @FlightLeslie23



LAMAR ODOM

7

FORWARD

NBA CAREER SUPERLATIVES:

- Kia NBA Sixth Man of the Year (2011).
- Two-time NBA Champion with L.A. Lakers (2009, 2010).
- NBA Eastern Conference Player of the Month (March, 2004).
- Eastern Conference Player of the Week (3/8/04).
- Won NBA's Community Assist Award in May of 2004.
- NBA All-Rookie First Team (2000).
- NBA Rookie of the Month (November, 1999).
- NBA Rookie Challenge Participant (2000, 2001).
- Gold medal with Team USA, 2010 FIBA World Championship.
- Bronze medal with Team USA, 2004 Summer Olympics .

HEIGHT 6'10"

WEIGHT 245

YEARS PRO 13

COLLEGE Rhode Island

BIRTHDATE November 6, 1979

DRAFTED First round by the Clippers in 1999 (4th overall)

ACQUIRED From Dallas on June 29, 2012

CONTRACT STATUS Signed through the 2012-13 season

NBA STATISTICS

NBA REGULAR SEASON RECORD

												—REBOUNDS—									
SEASON-TEAM	G-GS	MIN	FGM	FGA	PCT	FG3	FG3A	PCT	FT	FTA	PCT	OFF	DEF	TOT	AST	PF	DQ	STL	BS	PTS	AVG
99-00-L.A. Clippers	76-70	2767	449	1024	.438	59	164	.360	302	420	.719	159	436	595	317	291	13	91	95	1259	16.6
00-01-L.A. Clippers	16-74	2836	481	1046	.460	80	253	.316	262	386	.679	110	482	592	392	236	4	74	122	1304	17.2
01-02-L.A. Clippers	29-25	999	151	360	.419	16	84	.190	61	93	.656	31	145	176	171	91	3	23	36	379	13.1
02-03-L.A. Clippers	49-47	1679	268	611	.439	42	129	.326	136	175	.777	59	267	326	178	181	6	42	41	714	14.6
03-04-Miami	80-80	3003	485	1127	.430	61	205	.298	340	458	.742	160	616	776	327	273	5	85	71	1371	17.1
04-05-Lakers	64-64	2320	366	774	.473	36	117	.308	207	298	.695	134	519	653	238	211	3	42	65	975	15.2
05-06-Lakers	80-80	3221	445	925	.481	80	215	.372	216	313	.690	181	557	738	443	256	4	75	64	1186	14.8
06-07-Lakers	56-56	2202	319	681	.468	54	182	.297	198	283	.700	102	445	547	270	182	5	53	32	890	15.9
07-08-Lakers	77-77	2921	417	795	.525	31	113	.274	229	328	.698	197	622	819	273	222	3	75	72	1094	14.2
08-09-Lakers	78-32	2316	346	703	.492	33	103	.320	160	257	.623	176	461	637	204	235	5	77	98	885	11.3
09-10-Lakers	82-38	2585	342	739	.463	58	182	.319	140	202	.693	184	618	802	267	227	1	75	59	882	10.8
10-11-Lakers	82-35	2639	473	893	.530	68	178	.382	166	246	.675	175	535	710	249	200	1	47	61	1180	14.4
11-12-Dallas	50-4	1027	123	349	.352	28	111	.252	58	98	.592	36	172	208	83	97	0	20	18	332	6.6
TOTALS	**879-682**	**30515**	**4665**	**10027**	**.465**	**646**	**2036**	**.317**	**2475**	**3557**	**.696**	**1704**	**5875**	**7579**	**3412**	**2702**	**53**	**779**	**834**	**12451**	**14.2**

NBA PLAYOFF RECORD

												—REBOUNDS—									
SEASON-TEAM	G-GS	MIN	FGM	FGA	PCT	FG3	FG3A	PCT	FT	FTA	PCT	OFF	DEF	TOT	AST	PF	DQ	STL	BS	PTS	AVG
03-04-Miami	13-13	512	81	182	.445	8	26	.308	49	72	.681	32	76	108	37	58	2	15	10	219	16.8
05-06-Lakers	7-7	314	49	99	.495	6	30	.200	30	45	.667	15	62	77	34	23	0	3	8	134	19.1
06-07-Lakers	5-5	192	41	85	.482	3	11	.273	12	24	.500	20	45	65	11	17	1	2	6	97	19.4
07-08-Lakers	21-21	786	107	218	.491	3	11	.273	84	127	.661	47	162	209	62	72	1	14	27	301	14.3
08-09-Lakers	23-5	735	108	206	.524	18	35	.514	49	80	.613	64	146	210	42	75	1	16	31	283	12.3
09-10-Lakers	23-0	667	91	194	.469	10	41	.244	30	50	.600	60	138	198	46	84	2	15	21	222	9.1
10-11-Lakers	10-1	286	45	98	.459	4	20	.200	27	38	.711	13	52	65	21	25	0	2	4	121	12.1
11-12-Dallas										INACTIVE											
TOTALS	**23-0**	**3492**	**522**	**1082**	**.482**	**52**	**174**	**.299**	**281**	**436**	**.644**	**251**	**681**	**932**	**253**	**354**	**7**	**67**	**107**	**1377**	**13.5**

CAREER HIGHS

MINUTES: 55	3/22/11 vs. Phoenix
POINTS: 34 (2)	10/31/06 vs. Phoenix
FIELD GOALS: 13 (6)	3/22/11 vs. Phoenix
3-PT FG: 4 (6)	3/19/10 vs. Minnesota
FREE THROWS: 14 (2)	4/7/04 vs. Boston
REBOUNDS: 22 (2)	2/6/10 at Portland
ASSISTS: 12 (3)	4/3/07 vs. Denver
STEALS: 5 (2)	11/8/05 at Atlanta
BLOCKS: 9	12/23/00 vs. Vancouver
TURNOVERS: 8 (5)	1/29/06 at Detroit

- Has recorded 12 triple-doubles and 299 career double-doubles.
- 7th player in NBA history to reach 4,000 rebounds and 2,000 assists in as few as 471 career games and 8th to reach 6,000 rebounds and 3,000 assists in as few as 717 career games.
- In 2005-06, was only player in NBA to average better than 14 points, 9 rebounds and 5 assists.
- Scored 10,000th career point at SAC (4/7/09).

2011-12 (Dallas):

- Averaged 6.6 points, 4.2 rebounds and 20.5 minutes in 50 games (4 starts).
- 10 games with 10+ points and four games with 15+ points.
- 1/4/12 vs. Phoenix, recorded 15 points (6-12 FGs, 1-4 3FGs, 2-4 FTs), five rebounds, two steals and 23 minutes.
- 1/16/12 at Lakers, tallied 10 points (4-12 FGs, 2-5 3FGs) and four rebounds in 24 minutes.
- 1/21/12 at New Orleans, in 1st start of season, scored 16 points (6-14 FGs, 1-5 3FGs, 3-6 FTs), and grabbed four rebounds, 26 minutes.
- 1/23/12 vs. Phoenix, appeared in his 200th consecutive game and recorded 11 points (4-10 FGs, 2-4 3FGs, 1-5 FTs) and season-high five assists in 28 minutes.
- 1/27/12 vs. Utah, scored a season-high 19 points (7-12 FGs, 3-4 3FGs, 2-4 FTs) in 32 minutes.
- 2/15/12 vs. Denver, scored 14 points (6-12 FGs, 1-4 3FGs, 1-2 FTs) in 30 minutes.
- Assigned to the Texas Legends (D-League) on 3/2/12...recalled from the Texas Legends (D-League) on 3/3/12.
- 3/8/12 at Phoenix, tallied 15 points (6-10 FGs, 1-1 3FGs, 2-5 FTs) and four rebounds in 22.
- **PLAYOFFS:** Inactive

2010-11 (Lakers):

- Averaged 14.4 points, 8.7 rebounds, 3.0 assists and 32.2 minutes in 82 games played (35 starts).
- Named Kia NBA Sixth Man of the Year.
- **PLAYOFFS:** In 10 playoff games, tallied 12.1 points, 6.5 rebounds, 2.1 assists and 28.6 minutes per game.

2009-10 (Lakers):

- Averaged 10.8 points, 9.8 rebounds, 3.3 assists and 31.5 minutes in 82 games played (38 starts).
- Recorded 25 double-doubles on the year.
- Scored in double-figures 44 times and recorded 20+ points six times.
- Grabbed 10+ rebounds 41 times.
- Led team in points seven times, rebounds 28 times, assists 14 times, steals 17 times, blocks 19 times and minutes seven times.

• Ranked among league leaders in rebounds (11th/9.8).

• 12/1/09 vs. New Orleans, grabbed 6,000th career rebound.

• 1/1/10 vs. Sacramento, posted 20 points and 10 rebounds.

• 1/5/10 vs. Houston, totaled 17 points, 19 rebounds and a season-high tying 9 assists.

• 1/8/10 at Portland, posted 15 points, 13 rebounds, five assists and a season-high tying four steals.

• 1/10/10 vs. Milwaukee, recorded 17 rebounds and a season-high tying nine assists.

• 2/6/10 at Portland, posted 10 points, a career-high tying 22 rebounds and six assists, becoming the 8th player in NBA history to reach 6,000 rebounds and 3,000 assists in as few as 717 career games (Bird, Webber, Garnett, Robertson, Abdul-Jabbar, Chamberlain, Baylor).

• 2/10/10 at Utah, posted 25 points and 11 rebounds.

• **PLAYOFFS:** Averaged 9.7 points, 8.6 rebounds, 2.0 assists and 29.0 minutes in 23 playoff games...helped Lakers to second consecutive NBA Championship.

2008-09 (Lakers):

• Averaged 11.3 points, 8.2 rebounds, 2.6 assists and 29.7 minutes in 78 games played (32 starts).

• Ranked among league leaders in rebounds (18th/8.2), FG% (29th/.492) and blocks (18th/1.26).

• Posted seven 20-point games and recorded 18 double-doubles.

• Grabbed 10+ rebounds 25 times, including one 20+ rebound game.

• Led team in scoring four times, in rebounding 24 times, in assists ten times, in steals 12 times and in blocks on 31 occasions.

• Missed three games with a right knee bone bruise 1/7 – 1/11.

• 2/8/09 at Cleveland, totaled a season-high 28 points (career-high tying 13 FGM) and 17 rebounds.

• 2/17/09 vs. Atlanta, posted 15 points, a season-high 20 rebounds and five assists.

• 2/22/09 at Minnesota, tallied 25 points (10-14 FG) and 14 rebounds.

• 3/11/09 at Houston, not with team due to NBA Suspension.

• 4/7/09 at Sacramento, scored 10,000th career point 4/7 at Sacramento.

• **PLAYOFFS:** In 23 playoff games, tallied 12.3 points, 9.1 rebounds, 1.8 assists, 1.4 blocks and 32.0 minutes per game...helped lead the Lakers to the NBA Championship.

2007-08 (Lakers):

• Averaged 14.2 points, a career-high 10.6 rebounds, 3.5 assists and 37.9 minutes in 77 games played (77 starts).

• Ranked among league leaders in rebounds (7th/10.6), assists (40th/3.5), FG% (16th/.525), blocks (40th/0.94) and minutes (17th/37.9).

• Posted nine 20-point games and one 30-point game.

• Recorded 44 double-doubles including one triple-double.

• Grabbed 10+ rebounds 48 times while handing out 10+ assists twice.

• Led team in scoring three times, in rebounding 48 times and in assists 12 times.

• Missed first four regular season games recovering from left shoulder surgery (torn labrum) 5/15/07 and one game (1/4) due to league suspension.

• 1/17/08 vs. Phoenix, recorded 19 points, 19 rebounds and five assists.

• 2/13/08 at Minnesota, recorded 12th career triple-double with 10 points, 16 rebounds and 10 assists.

• 3/14/08 at New Orleans, grabbed 5,000th career rebound.

• 3/23/08 vs. Golden State, totaled 19 points, a career-high 22 rebounds and four blocks.

• 3/24/08 at Golden State, tallied 23 points, 21 rebounds, five assists and a season-high five blocks, scoring 9,000th point while becoming 5th player since 2000 with at least 20 points, 20 rebounds, five assists and five blocks in a game (1st Laker in 13 years to have back-to-back 20-rebound games).

• 3/28/08 vs. Memphis, recorded a season-high 11 assists.

• 4/4/08 vs. Dallas, totaled a season-high 31 points (12-14 FG), 10 rebounds and five assists.

• **PLAYOFFS:** In 21 games (21 starts), averaged 14.3 points, 10.0 rebounds, 3.0 assists and 1.3 blocks in 37.4 minutes.

2006-07 (Lakers):

- Averaged 15.9 points, 9.8 rebounds, 4.8 assists and 39.3 minutes in 56 games played (56 starts).
- Posted 25 double-doubles on the season.
- Led team in points five times, in rebounds 32 times and in assists on 21 occasions.
- Scored 20-plus points 15 times and 30-plus points once.
- 10/31/06 vs. Phoenix, recorded a career-high tying 34 points and 13 rebounds 10/31 vs. Phoenix.
- 3/25/07 vs. Golden State, tallied 24 points (8-of-11 shooting), a season-high 19 rebounds and season-high four steals.
- 4/3/07 vs. Denver, recorded 11th career triple-double (3rd with Lakers) with 17 points, 14 rebounds and a season-high 12 assists.
- Missed 21 games with a moderate medial collateral sprain (right knee) from 12/13-1/22 Missed five games with a torn labrum (left shoulder) 3/4 - 3/11.
- **PLAYOFFS:** Averaged 19.4 points, 13.0 rebounds, 2.2 assists and 38.4 minutes in five playoff games.

2005-06 (Lakers):

- Started all 80 games in which he appeared, averaging 14.8 points, 9.2 rebounds and 5.5 assists while posting career-highs in three-point field goal percentage (.372) and 40.3 minutes.
- Ranked among league leaders in rebounds (12th/9.2), assists (22nd/5.5), FG% (36th/.481), double-doubles (16th/29) and minutes (7th/40.3).
- Only player in NBA to average better than 14 points, nine rebounds and five assists.
- Led team in points four times, in rebounds 51 times and in assists on 45 occasions.
- Scored 20-plus points 17 times, pulled down 10-plus rebounds 33 times and recorded 10-plus assists four times.
- 11/8/05 at Atlanta, posted a career-high tying five steals.
- 11/29/05 at San Antonio, scored a season-high 27 points while grabbing 16 rebounds.
- 1/6/06 vs. Philadelphia, handed out a career-high tying 12 assists.
- Missed two games with sprained rib cartilage (2/3, 2/4).
- 2/21/06 vs. Portland, posted 20 points and a season-high 17 rebounds.
- 4/11/06 vs. Golden State, recorded his 9th career triple-double and first as a Laker with 15 points, 13 rebounds and 10 assists 4/11 vs. Golden State.
- Tallied 2nd consecutive triple-double with 16 points, 12 rebounds and a career-high tying 12 assists.
- **PLAYOFFS:** In seven playoff games, averaged 19.1 points, 11.0 rebounds, 4.9 assists and 44.9 minutes per game.

2004-05 (Lakers):

- Started all 64 games in which he appeared, averaging 15.2 points, 10.2 rebounds, 3.7 assists and 1.02 blocks in 36.3 minutes.
- Ranked among league leaders in field goal percentage (36th/.473), minutes (35th/36.3) and double-doubles (11th/33).
- 1/15/05 at Golden State, tallied 27 points and 12 rebounds 1/15 at Golden State.
- 2/7/05 at Atlanta, scored a season-high 28 points including a career-high 20 free throw attempts.
- 2/28/05 at New York, tallied 26 points, 15 rebounds and six assists.
- Missed final 17 games of season and was placed on injured list (strained left shoulder) 4/3/05.

2003-04 (Miami):

- Started each of the 80 games in which he appeared, averaging 17.1 points, 9.7 rebounds, 4.1 assists, 1.06 steals, 0.89 blocks and a team-high 37.5 minutes.
- Missed two games due to injury, both with a sprained right ankle (10/29 at Boston and 3/29 vs. Chicago).
- Named the NBA's Eastern Conf. Player of the Month for March and was named the Eastern Conf. Player of the Week on 3/8/04, both career firsts.
- Ranked among the NBA leaders in double-doubles (10th), rebound average (13th), minutes per game (28th), scoring average (32nd) and assists per game (35th).

• Led the HEAT in minutes played (3,003), field goals made (485), free throws made (340), free throws attempted (458), defensive rebounds (616), total rebounds (776), blocks (71) and double-doubles (37).

• Scored in double-figures a team-high 72 times, including 26 games with at least 20 points and one 30-point game.

• 3/6/04 vs. Sacramento, posted the 8th triple-double of his career with a season-high 30 points, season-high 19 rebounds and season-high 11 assists.

• Registered six 20-10-5 games (points-rebounds-assists).

• 3/26/04 vs. Dallas, posted 26 points and 18 rebounds in 51 minutes 3/26 vs. Dallas.

• **PLAYOFFS:** In 13 postseason games, averaged 16.8 points, 8.3 rebounds, 2.8 assists, 1.15 steals and 0.77 blocks in 39.4 minutes.

2002-03 (Clippers):

• In 49 games (47 starts), averaged 14.6 points, 6.7 rebounds, 3.6 assists, 0.86 steals, 0.84 blocks and 34.3 minutes.

• Missed a total of 33 games due to injury.

• Missed the first 29 games of the season (10/30-12/27) due to a sore right ankle and sore right wrist.

• Scored in double figures on 39 occasions, including 13 games of at least 20 points and one 30-point game.

• Recorded six double-doubles.

• 2002-03 debut 12/28/02 vs. Golden State ended a streak of 71 consecutive games and 344 days missed due to injury (last game was Jan. 18, 2002 vs. Cleveland).

• 3/24/03 vs. Houston, scored a season-high 30 points and team-high 10 rebounds.

• 3/16/03 vs. Toronto, recorded 1,000th career assist.

2001-02 (Clippers):

• Appeared in 29 games (25 starts), averaging 13.1 points, 6.1 rebounds, 5.9 assists, 1.24 blocks, 0.79 steals and 34.4 minutes.

• Missed a total of 45 games due to injury and eight (11/5/01-11/20/01) due to NBA suspension.

• Missed three games with a sprained right wrist 12/27/01-1/1/02.

• Missed the final 42 games of the season, the first three with a sore right wrist from 1/19/02-1/23/02 and the final 39 games (1/26/02-4/17/02) after being placed on the injured list with a sprained ligament in his right wrist.

• Underwent surgery 4/9/02 to repair injured wrist.

• Scored in double figures on 22 occasions, including three games with at least 20 points.

• Registered four double-doubles.

• 1/4/02 vs. Denver, scored a season-high 27 points.

2000-01 (Clippers):

• Started 74 of the 76 games in which he appeared, averaging 17.2 points, 7.8 rebounds, 5.2 assists, 1.61 blocks, 0.97 steals and 37.3 minutes.

• Missed one game due to injury (4/7/01 vs. San Antonio, bruised tailbone) and five games (3/8/01-3/18/01) due to NBA suspension.

• Ranked among NBA leaders in triple-doubles (3rd), blocks per game (23rd), assists per game (24th), rebounds per game (tied for 25th), minutes per game (37th) and scoring average (tied for 38th).

• Was the only player in the NBA to lead his team in scoring average, rebounding average, blocks per game, steals per game and minutes per game and was the first player in Clippers franchise history to lead the team in all five categories in the same season.

• Joined Minnesota's Kevin Garnett and Orlando's Tracy McGrady as the only players to rank in the NBA's top 40 in scoring, rebounding, assists and blocks.

• Scored at least 20 points on 27 occasions and had one 30-point game.

• Had 20 double-doubles and four triple-doubles.

• 2/18/01 at New Jersey, scored a career-high 34 points.

1999-00 (Clippers):

• Averaged 16.6 points, 7.8 rebounds, 4.2 assists, 1.25 blocks, 1.20 steals and 36.4 minutes in 76 games.

• Missed a total of five games due to injury.

• Scored at least 20 points on 26 occasions and two 30-point games.

• Registered 26 double-doubles and three triple-doubles.

• 11/2/99 vs. Seattle, made NBA debut, tallying 30 points, 12 rebounds, three assists, two steals and two blocks in 44 minutes.

• 12/30/99 at Houston, recorded his first career triple-double, finishing with 10 points, 13 rebounds and 10 assists.

• Also recorded triple-doubles 3/10/00 vs. Charlotte (10 points, 10 rebounds, season-high 11 assists) and 3/15/00 at Sacramento (21 points, 10 rebounds, 10 assists).

COMMUNITY INVOLVEMENT:

• Charitable host to the first-ever Lincoln Park Music Jam in his hometown of Queens, N.Y. raising $75,000 for underprivileged children through his foundation Cathy's Kids.

• Cathy's Kids Foundation was established in 2004 to support underprivileged youth who need recreational or educational tools to succeed in life (stemmed from Lamar losing his mother to cancer as a child).

• The foundation's mission is to reach out and give back to young people who may not have role models, mentors or supplies necessary to succeed in life.

• The foundation is also committed to generating funds for continued cancer research, care and clinics as well as education and awareness programs related to cancer, especially for minorities.

PERSONAL:

• Full name is Lamar Joseph Odom.

• Has a daughter Destiny and a son Lamar, Jr.

• Married Khloe Kardashian in September of 2009.

• Co-starred with his wife in one of the E! network's top rated shows, "Khole and Lamar," in 2011.

• Raised by his grandmother after mother passed away when he was 12.

• Wears No. 7 because it was his grandmother's lucky number.

• Lists his late grandmother, Mildred Mercer, and his late mother Cathy Mercer, as the people who made the biggest difference in his life.

• Started the record label Rich Soil (July, 2005) and signed the artist Ali Vegas.

• Majored in communications in college.

• Spends free time listening to old R&B music and late 70s-early 80s music.

• Favorite artists include Jay-Z, 50 Cent, Carl Thomas, the Temptations and Anita Baker.

• Lists "Goodfellas," "Scarface," "Malcolm X" and "Casino" as favorite movies and "Malcolm X" by Alex Haley as favorite book.

• Lists Magic Johnson as his favorite player growing up.

• Was a high school teammate of guard Speedy Claxton at Christ the King in Queens, N.Y.

• Lists his game-winning buzzer-beater over Temple in the 1999 Atlantic-10 championship game, which gave Rhode Island its first championship, as his favorite non-NBA basketball moment.

• Was named National Prep Player of the Year by Parade Magazine in 1997.

• To follow Odom on Twitter: @RealLamarOdom



CHRIS PAUL

3

GUARD

NBA CAREER SUPERLATIVES:

- Western Conference All-Star (2008, 2009, 2010, 2011, 2012).
- All-NBA First Team (2008, 2012).
- All-NBA Second Team (2009).
- All-NBA Third Team (2011).
- NBA All-Defensive First Team (2009, 2012).
- NBA All-Defensive Second Team (2008, 2011).
- T-Mobile NBA Rookie of the Year (2006).
- NBA All-Rookie First Team (2006).
- Gold medal with Team USA, 2012 and 2008 Summer Olympic Games.
- Bronze medal with Team USA, 2006 FIBA World Championship.

HEIGHT 6'0"

WEIGHT 185

YEARS PRO 7

COLLEGE Wake Forest

BIRTHDATE May 6, 1985

DRAFTED First round by the New Orleans Hornets in 2005 (4th overall)

ACQUIRED From New Orleans on December 14, 2011

CONTRACT STATUS Signed through the 2012-13 season

NBA STATISTICS

NBA REGULAR SEASON RECORD

												—REBOUNDS—									
SEASON-TEAM	G-GS	MIN	FGM	FGA	PCT	FG3	FG3A	PCT	FT	FTA	PCT	OFF	DEF	TOT	AST	PF	DQ	STL	BS	PTS	AVG
05-06-NO/OKC	78-78	2808	407	947	.430	50	177	.282	394	465	.847	61	339	400	611	218	0	175	6	1258	16.1
06-07-NO/OKC	64-64	2353	381	871	.437	50	143	.350	292	357	.818	54	226	280	569	154	0	118	3	1104	17.3
07-08-New Orleans	80-80	3006	630	1291	.488	92	249	.369	332	390	.851	62	259	321	925	185	0	217	4	1684	21.1
08-09-New Orleans	78-78	3002	631	1255	.503	64	176	.364	455	524	.868	69	363	432	861	212	1	216	10	1781	22.8
09-10-New Orleans	45-45	1712	314	637	.493	52	127	.409	161	190	.847	20	171	191	480	118	2	96	8	841	18.7
10-11-New Orleans	80-80	2880	430	928	.463	71	183	.388	337	384	.878	38	289	327	782	196	0	188	5	1268	15.9
11-12-L.A. Clippers	60-60	2181	425	890	.463	79	213	.388	260	302	.878	42	171	213	543	138	0	152	4	1189	19.8
TOTALS	**485-485**	**17942**	**3218**	**6819**	**.472**	**458**	**1268**	**.361**	**2231**	**2612**	**.854**	**346**	**1818**	**2164**	**4771**	**1221**	**3**	**1162**	**40**	**9125**	**18.8**

NBA PLAYOFF RECORD

												—REBOUNDS—									
SEASON-TEAM	G-GS	MIN	FGM	FGA	PCT	FG3	FG3A	PCT	FT	FTA	PCT	OFF	DEF	TOT	AST	PF	DQ	STL	BS	PTS	AVG
07-08-New Orleans	12-12	486	111	221	.502	5	21	.238	62	79	.785	16	43	59	135	43	1	28	2	289	24.1
08-09-New Orleans	5-5	201	30	73	.411	5	16	.313	18	21	.857	4	18	22	52	8	0	8	0	83	16.6
10-11-New Orleans	6-6	250	42	77	.545	9	19	.474	39	49	.796	3	37	40	69	11	0	11	0	132	22.0
11-12-L.A. Clippers	11-11	423	70	164	.427	13	39	.333	41	47	.872	6	50	56	87	30	1	30	1	194	17.6
TOTALS	**34-34**	**1360**	**253**	**535**	**.473**	**32**	**95**	**.337**	**160**	**196**	**.816**	**29**	**148**	**177**	**343**	**92**	**2**	**77**	**3**	**698**	**20.5**

NBA ALL-STAR RECORD

												—REBOUNDS—									
SEASON-TEAM	G-GS	MIN	FGM	FGA	PCT	FG3	FG3A	PCT	FT	FTA	PCT	OFF	DEF	TOT	AST	PF	DQ	STL	BS	PTS	AVG
07-08-New Orleans	1-0	27	7	14	.500	2	6	.333	0	0	—	2	1	3	14	5	0	4	0	16	16.0
08-09-New Orleans	1-1	29	7	14	.500	0	1	.000	0	0	—	1	6	7	14	4	0	3	0	14	14.0
09-10-New Orleans							DNP - Injured Left Knee														
10-11-New Orleans	1-1	29	3	7	.429	2	3	.667	2	2	1.000	1	3	4	7	3	0	5	0	10	10.0
11-12-L.A. Clippers	1-1	31	9	17	.529	2	5	.400	0	0	—	0	5	5	12	1	0	1	0	8	8.0
TOTALS	**4-3**	**116**	**26**	**52**	**.500**	**6**	**15**	**.400**	**2**	**2**	**1.000**	**4**	**15**	**19**	**47**	**13**	**0**	**13**	**0**	**48**	**12.0**

CAREER HIGHS

MINUTES: 51	2/9/11 at New Jersey
POINTS: 43 (2)	4/3/09 at Golden State
FIELD GOALS: 18	2/6/08 at Phoenix
3-PT FG: 5 (3)	1/31/09 at San Antonio
FREE THROWS: 17	4/22/12 vs. New Orleans
REBOUNDS: 12 (3)	12/16/06 vs. Dallas
ASSISTS: 21	11/6/07 at Lakers
STEALS: 9	2/20/08 vs. Dallas
BLOCKS: 2 (2)	12/29/09 at Houston
TURNOVERS: 7 (5)	2/9/11 at New Jersey

2011-12 (Clippers):

- Averaged 19.8 points, 9.1 assists, 3.6 rebounds, 2.53 steals in 36.4 minutes. Started and played in 60 games.
- Led league in steals per game, finished 3rd in NBA in assists per game, 13th in points per game and 2nd in assists/turnover ratio.
- Finished season as one of only two players (Tim Hardaway - 1990-91) in NBA history to average 19.0+ points, 9.0+ assists, 3.5+ rebounds and 2.0+ steals.
- Named NBA Player of the Week for April 8-15.
- Made fifth All-Star appearance. Voted as starter by fans.
- Led Clippers in assists, steals, and free throws made.
- His 369 4th quarter points was the second-highest total in the NBA. Finished season shooting 50.4% from field in the 4th quarter.
- Second in the NBA with 143 points scored with his team ahead or behind in the final five minutes of games.
- Scored a league-high three game-winning field goals in the final 10 seconds of games.
- Only player in NBA to average over 19.0 points, 9.0 assists and 2.5 steals.
- Had streak of 55 straight games with at least one steal come to end on 3/31/12 vs. Utah. Streak lasted from 3/27/11 - 3/31/12.
- Established new Clippers franchise record for most assists in a calendar month with 185 total assists in March.
- Scored a Clippers season-high 36 points two times, 2/22/12 vs. Denver and 3/9/12 at San Antonio.
- Missed 5 games with strained left hamstring 1/16/12 - 1/22/12.
- Registered 24 points/assists double-doubles. Reached double-figures in assists 25 times.
- Scored 30+ points seven times and scored over 20+ points 28 times.
- Led Clippers in assists 54 times, steals 35 times, points 22 times and minutes 24 times.
- Made Clippers debut 12/25/11 at Golden State. Started and scored 20 points (7-12 FG, 1-3 3PT, 5-6 FT), including 6 points and 4 assists in final 6:08.
- 1/29/12 at Denver, had 25 points (9-19 FG, 3-6 3PT, 4-4 FT), team-high 7 assists, 6 rebounds in 37:36. Scored 23 of 25 points in 2nd half to lead LAC to win.
- 2/10/12 at Philadelphia, had 24 points (10-20 FG, 4-4 FT), 4 rebounds, 4 assists in 39:12. Scored game-winning jump-shot with 3.9 seconds remaining.
- 3/18/12 vs. Detroit, had 19 points (8-14 FG, 1-4 3PT, 2-2 FT), including 9 in OT and 6 in 4th quarter.
- 3/22/12 at New Orleans, had 16 points (5-14 FG, 1-5 3PT, 5-5 FT), 9 assists in return to New Orleans, 1st game at New Orleans Arena since trade sending him to Clippers.
- 3/30/12 vs. Portland, had 20 points (8-

13 FG, 3-4 FT), 1 rebound, 14 assists, 4 steals in 39:11. Made game-winning lay-up with 5.0 seconds remaining.

• 4/11/12 at Oklahoma City, had 31 points (11-20 FG, 2-4 3PT, 7-7 FT), 6 rebounds, 4 assists, 2 steals in 36:48. Scored 9 of Clippers final 11 points and had game-winning lay-up with 8.8 seconds remaining.

• 4/14/12 vs. Golden State, had 28 points (12-17 FG, 3-3 3PT, 1-1 FT), 4 rebounds, 13 assists, 3 steals in 35:38, scored 12 points in 4th quarter.

• 4/22/12 vs. New Orleans, became only player in Clippers franchise history and only NBA player since 1985-86 to record 33 points, 13 assists, 8 steals and 4 rebounds in a game. Became first Clippers since Malik Sealy on 3/30/97 to record eight steals in a game.

• **PLAYOFFS:** Averaged 17.6 points to go with team-highs in assists (7.9 apg), steals (2.73 spg) and minutes (38.5 mpg) in 11 playoff games.

2010-11 (New Orleans):

• Averaged 15.8 points, 9.8 assists, 4.1 rebounds, 2.4 steals and 36.0 minutes in 80 games (all starts).

• Fourth straight (second start) Western Conference All-Star nod, scoring 10 points, tying for team lead with seven assists and leading all All-Stars with five steals in 29 minutes.

• Paul became the first-ever Hornet to start in two All-Star games.

• Western Conference Player of the Week for Nov. 1-Nov. 7.

• Received the NBA Cares Community Assist Award for October.

• Ranked first in the NBA in steals and assist-to-turnover ratio, second in total assists, fourth in assists per game and 11th in free throw percentage.

• Led the Hornets in assists, steals and minutes.

• Collected 32 double-doubles (12th in the NBA).

• Had 13 games of 20+ points and 10+ assists, had 23 games of 20+ points and one game of 30+ points.

• 4/6/11 vs. Houston, narrowly missed a triple-double with 28 points, 10 assists and nine rebounds.

• 3/14/11 vs. Denver, had 27 points, 10 assists, seven steals and five rebounds.

• 3/12/11 vs. Sacramento, notched the 5th 33 point, 15 assists, seven rebound and five steal game in NBA history.

• 2/5/11 vs. Lakers, scored 21 points and dished out 15 assists.

• 12/27/10 at Minnesota, tallied 22 points, 13 assists, six rebounds and five steals, the 16th game in the last two decades with those totals.

• Missed two games due to a concussion.

• **PLAYOFFS:** Averaged 22.0 points, 11.5 assists, 6.7 rebounds and 41.7 minutes in six games.

2009-10 (New Orleans):

• Averaged 18.7 points, 10.7 assists, 4.2 rebounds, 2.1 steals and 38.0 minutes in 45 games (45 starts).

• Third straight Western Conference All-Star nod (did not play due to injury).

• Western Conference Player of the Month for January.

• Ranked second in the NBA in assists per game and third in steals.

• Led the Hornets in assists, steals and minutes.

• Had 11 games of 20+ points and 10+ assists, 23 double-doubles, had 20 games of 20+ points and five games of 30+ points.

• 11/4/09 vs. Dallas, scored 39 points (14-23 FG) in 45 minutes.

• 11/6/09 vs. Toronto, had 21 points and 18 assists.

• 12/18/09 vs. Denver, had 30 points, season-high 19 assists and 9 rebounds.

• 12/29/09 at Houston, recorded only triple-double of season with 16 points, 11 rebounds and 10 assists.

• Missed a career-high 37 games due to injury (8 ankle, 25 left knee surgery, 4 right middle finger).

2008-09 (New Orleans):

• Averaged career-highs in points (22.8), rebounds (5.5), steals (2.8) and minutes (38.5), to go along with 11.0 assists in 78 games (78 starts).

• Starting point guard for the Western Conference All-Stars where he had 14 points and 14 assists (becoming just the fourth player in All-Star Game history to reach 14+ points and 14+ assists in the game and his second straight season to do so) in 29 minutes.

- Two-time Western Conference Player of the Month (Nov. and Mar.) and four-time Western Conference Player of the Week (more than any other Western Conference player).
- Ranked first in the NBA in assists per game and steals (only player in NBA history lead the league in those categories two seasons in a row).
- Ranked second in triple-doubles, third in double-doubles and seventh in the NBA in scoring.
- First player in the NBA in the last 15 seasons to average 20-plus points and 10-plus assists in a season (he has done it two years in a row).
- Led the Hornets in points, assists, steals and minutes.
- Set NBA record with 108-consecutive games with a steal (4/13/07-12/25/08).
- Had 30 games of 20+ points and 10+ assists, 50 double-doubles, six triple-doubles, scored in double figures in 76 games, had 52 games of 20+ points, 15 games of 30+ points and two 40+ point games.
- Paul became the second-fastest player in NBA history to reach 2,500 assists (1/16) behind Oscar Robertson (247 career games), doing so in 258 career games.
- 4/5/09 at Golden State, tied his career-high of 43 points.
- 4/10/09 at Dallas, had 42 points, nine rebounds and seven assists.
- 1/14/09 at Dallas, had 33 points, 11 assists, 10 rebounds and seven steals (only Michael Ray Richardson has ever equaled a game of those numbers in NBA history).
- 12/26/08 vs. Philadelphia, collected 27 points, 10 rebounds, 15 assists and seven steals becoming the only player in NBA history to reach those statistical numbers in an NBA game.
- 4/6/09 vs. Golden state, totaled 16 points, 13 assists and 10 rebounds.
- Missed a total of four games due to a groin strain (team went 2-2 without him).
- **PLAYOFFS:** Averaged 16.6 points, 10.4 assists, 4.4 rebounds and 40.2 minutes in five games.

2007-08 (New Orleans):

- Averaged then career-highs in points (21.1), assists (11.6), steals (2.7) and minutes (37.6), to go along with 4.0 rebounds in 80 games (all starts).
- Member of the Western Conference All-Stars where he had 16 points and 14 assists (becoming just the fourth player in All-Star Game history to reach 14+ points and 14+ assists in the game) and a PlayStation Skills Challenge participant during All-Star Weekend.
- Two-time Western Conference Player of the Month (Dec. and Mar.) and two-time Western Conference Player of the Week (Dec. 24-30 and Mar. 17-23).
- Ranked first in the NBA in assists per game and steals (first player since John Stockton in 1991-92 to lead the league in those categories).

- Ranked 2nd in double-doubles and 19th in the NBA in scoring.
- First player in the NBA in the last 15 seasons to average 20-plus points and 10-plus assists in a season.
- Led the Hornets in points, assists, steals and minutes.
- Set franchise records for assists in a season, most double-doubles and most steals in a season.
- Had 11 games of 20+points and 15+ assists while the rest of the NBA had eight such games combined.
- Recorded one triple-double, 56 double-doubles, 31 20/10 games, scored in double figures in 75 games, had 42 games of 20+ points, 12 games of 30+ points and three 40+ point games.
- Dished out 10+ assists in 59 games.
- 12/7/07 vs. Memphis, had a career-high 43 points while hitting the game-winner in OT.
- 2/20/08 vs. Dallas, had 31 points, 11 assists and nine steals.
- 11/6/08 at Lakers, set a franchise record with 21 assists.
- 4/6/08 vs. Golden State, tallied 16 points, 13 assists and 10 rebounds.
- Missed a total of two games due to a sprained right ankle.
- **PLAYOFFS:** Averaged 24.1 points, 11.3 assists, 4.9 rebounds and 40.5 minutes in 12 games.

2006-07 (New Orleans):

- Averaged 17.3 points, 8.9 assists, 4.4 rebounds and 1.84 steals in 64 games (64 starts)
- Member of the sophomore squad at the 2007 T-Mobile Rookie Challenge & Youth Jam (16 points, a game-record 17 assists and nine steals in the sophomores' win) and a PlayStation Skills Challenge participant during All-Star Weekend.
- Ranked fourth in the NBA in assists per game and tied for 31st in minutes per game (36.8).
- Led the Hornets in assists, steals and total points.
- Recorded one triple-double, 27 double-doubles, 12 20/10 games, scored in double figures in 53 games and had 24 games of 20+ points.
- Dished out 10+ assists in 30 games.
- Averaged 19.2 points, 9.4 assists and 5.1 rebounds in 39.0 minutes for the month of December (12 games).
- Missed a total of 18 games due to injury (team went 8-10).
- Missed one game with a sore left foot and 17 games with a right ankle sprain.

2005-06 (New Orleans):

- Averaged 16.1 points, 5.1 rebounds, 7.8 assists and 2.24 steals in 78 games (all starts).
- T-Mobile NBA Rookie of the Year.
- Unanimous T-Mobile All-Rookie First Team selection.
- Member of the rookie squad at the Rookie/Sophomore Challenge and a PlayStation Skills Challenge participant during All-Star Weekend.
- Six-time T-Mobile Western Conference Rookie of the Month.
- Averaged 7.0 points, 3.4 rebounds, 4.9 assists (third in tournament play), 1.9 steals (ninth) and 23.7 minutes as he helped Team USA to the bronze medal at the 2006 FIBA World Championships in Satiama, Japan.
- Ranked third in the NBA in steals per game, seventh in assists per game and first in total steals (second rookie in NBA history-Brevin Knight (1997-98)-to accomplish the feat).
- Led all rookies in points, assists, steals, minutes, double-doubles and triple-doubles.
- Second on the team in scoring, first in assists and steals.
- Recorded two triple-doubles, 23 double-doubles, scored in double figures in 65 games and had 20+ points in 23 games.
- Received the NBA's Western Conference Player of the Week award for his play 1/30-2/5, where he averaged 20.0 ppg, 11.7 apg, 4.7 rpg, 2.33 spg on 63 percent shooting during a 3-0 week.
- Set seven Hornets rookie records (most assists in a game and season, highest free throw percentage, most free throws made and attempted in a game and most steals in a game and season).
- Only Hornet rookie to collect a triple-double in franchise history.
- Missed three games due to bruised left ribs.

COLLEGE (Wake Forest – 2003-2005):

- Helped lead Wake Forest to 48 wins in two seasons, two NCAA Tournament berths and one Sweet 16 appearance.
- His career free throw percentage (.838) ranks fifth in Wake Forest history, while his career three-point percentage (.469) is the second-highest in Wake history.
- Ranks seventh in school history with 395 career assists and seventh in steals (160).
- As a sophomore was named Consensus First Team All-American, earning recognition from the Associated Press, NABC and USBWA.
- Was a finalist for the Wooden, Naismith and Rupp Player of the Year awards.
- Named First Team All-ACC and to the league's All-Defensive Team.
- Led the conference in both assist-to-turnover ratio (2.4) and steals (2.4 spg).
- His 76 steals were the fourth-most in Wake history.
- Ranked second in the ACC and 13th nationally in assists (6.6 apg).
- His 212 assists were the third-most in Wake Forest history.
- As a freshman, was named the National Freshman of the Year by College Insider, The Sporting News, Basketball Times and Dick Vitale.

COMMUNITY INVOLVEMENT:

- In 2005, initiated a philanthropic campaign designed to highlight his dedication and give back to the Winston-Salem community where he was born and raised.
- His efforts in Winston-Salem have included the refurbishment of basketball courts at the Rupert Bell Recreation Center, the establishment of an AAU basketball program in Winston-Salem called the "CP3 All-Stars" and his annual "Chris Paul's Winston-Salem Weekend" which has raised over $300,000 in the last three years for local charities in Winston-Salem and New Orleans and for the Nathaniel Jones Scholarship Fund at Wake Forest University and West Forsyth High School in memory of his late grandfather through a variety of events including a Day of Service, Gala, Youth Basketball Clinic, Celebrity Bowling Event and Community Church Service.
- Chris and older brother C.J. teamed up with Rouses Supermarkets and donated $50 gift cards to 100 families to purchase Thanksgiving meals in November 2009.
- Along with David West donated 100 $100 shopping sprees at Toys 'R' Us to New Orleans children in December 2009.
- Received the NBA Community Assist Award for September 2008.
- Provided 3,000 hurricane preparedness kits for residents of the New Orleans community.
- Hosted local youth at home games during the past season as part of his PlayerZone.
- Partnered with Feed the Children to help feed families in the Los Angeles area during the 2011-12 season.
- Worked with the Salvation Army Seimon Family Youth and Community Center to distribute gifts to children during the holiday season.
- In July of 2012, partnered with The Garth Brooks/Troy Aikman Teammates for Kids Foundation to refurbish a court at the Hornfair Hub in London, England.

PERSONAL:

- Son of Charles and Robin Paul.
- Brother C.J. played basketball at South Carolina-Spartanburg.
- Gold medalist for the 2008 Senior Men's Basketball Team at the Beijing Olympics, averaging 8.0 points on 50 percent shooting, 3.6 rebounds and a team-high 4.1 assists per game.
- Gold medalist for the 2012 Senior Men's Basketball Team at the London Olympics, averaging 8.3 points, 5.1 assists and a tournament-high 2.5 steals per game.
- As a freshman at Wake, Paul carried with him to every game a copy of his grandfather's obituary...Paul's grandfather was tragically killed during his senior year of high school...On the day of the funeral, Paul scored 61 points – one for every year of his grandfather's life.
- Has his own basketball shoe and clothing line by Brand Jordan.
- An avid bowler who owns his own ball and shoes and serves as a spokesperson for the United States Bowling Congress.
- Website is www.chrispaul3.com and Twitter account: @CP3.

TREY THOMPKINS

9

FORWARD

HEIGHT 6'10"
WEIGHT 235
YEARS PRO 1
COLLEGE Georgia
BIRTHDATE May 29, 1990
DRAFTED Second round by the Clippers in 2011 (37th overall)
CONTRACT STATUS Signed through the 2013-14 season

2011-12 (Clippers):

- Averaged 2.4 points, 1.0 rebounds, 0.1 assists in 5.0 minutes.
- Appeared in 24 total games.
- 12/28/11 at San Antonio, made Clippers and NBA debut, played 4:15 and missed 1st shot.
- 12/30/11 vs. Chicago, played 8:40 in STAPLES Center debut, made 1st NBA field goal, hitting a 3-pointer with 9:28 remaining in the 4th quarter.
- 2/4/12 at Washington, had 2 points (1-4 FG), 7 rebounds, 1 block in 12:00.
- 3/20/12 at Indiana, had 4 points (2-2 FG) in 2:15.
- **PLAYOFFS:** Registered a DNP-CD in 11 playoff games.

COLLEGE (Georgia– 2008-11):

- Averaged 15.7 points and 7.8 rebounds in 89 games played over his three-year collegiate career.
- Finished his career ranked 13th in school history in scoring (1,396 points) and 10th in rebounds (693).
- **As a junior (2010-11)...**
  - Averaged 16.4 points, 7.6 rebounds and 31.2 minutes in 30 games played.
- **As a sophomore (2009-10)...**
  - Averaged 17.7 points and 8.3 rebounds in 31 games while shooting 48.3 percent from the field.
  - Unanimous First Team All-SEC selection by the coaches.
  - Associated Press First Team All-SEC selection.
  - Led Georgia in scoring and rebounding
- **As a freshman (2008-09)...**
  - Averaged 12.6 points and 7.4 rebounds in 28 games.
  - Named to the SEC All-Freshman Team, as voted by the coaches.

NBA STATISTICS

NBA REGULAR SEASON RECORD

												—REBOUNDS—									
SEASON-TEAM	G-GS	MIN	FGM	FGA	PCT	FG3	FG3A	PCT	FT	FTA	PCT	OFF	DEF	TOT	AST	PF	DQ	STL	BS	PTS	AVG
11-12-L.A. Clippers	24-0	119	24	61	.393	4	13	.308	5	7	.714	4	20	24	3	10	0	3	3	57	2.4
TOTALS	24-0	119	24	61	.393	4	13	.308	5	7	.714	4	20	24	3	10	0	3	3	57	2.4

NBA PLAYOFF RECORD

												—REBOUNDS—									
SEASON-TEAM	G-GS	MIN	FGM	FGA	PCT	FG3	FG3A	PCT	FT	FTA	PCT	OFF	DEF	TOT	AST	PF	DQ	STL	BS	PTS	AVG
11-12-L.A. Clippers									DNP-CD												
TOTALS									DNP-CD												

THOMPKINS #9

CAREER HIGHS

MINUTES: 19	1/17/12 at Utah
POINTS: 8	1/4/12 vs. Houston
FIELD GOALS: 4	1/4/12 vs. Houston
3-PT FG: 1 (2)	2/11/12 at Charlotte
FREE THROWS: 3	1/17/12 at Utah
REBOUNDS: 7	2/4/12 at Washington
ASSISTS: 2	1/4/12 vs. Houston
STEALS: 1 (3)	2/15/12 vs. Washington
BLOCKS: 1 (2)	2/4/12 at Washington
TURNOVERS: 1 (6)	3/26/12 vs. New Orleans

COMMUNITY INVOLVEMENT:

• Participated in basketball clinics during the 2011-12 season as a part of the Junior Clippers and Clippers FIT programs.

PERSONAL:

• Full name is Howard Samuel Thompkins III.

• Born in Long Island, New York.

• Majored in Housing.

• Was a high school teammate of former Clippers forward Al-Farouq Aminu while at Wesleyan.

• To follow Thompkins on Twitter: @TreyThompkins



RONNY TURIAF

21

CENTER

HEIGHT 6'10"

WEIGHT 249

YEARS PRO 7

COLLEGE Gonzaga

BIRTHDATE January 13, 1983

DRAFTED Second round by the Los Angeles Lakers in 2005 (37th overall)

ACQUIRED Signed as a free agent on July 27, 2012

CONTRACT STATUS Signed through the 2012-13 season

NBA CAREER SUPERLATIVES:

- NBA's Community Assist Award (February 2010).
- Participated in the NBA's Basketball Without Borders goodwill tour to Senegal, Africa in August 2010 and also in the Basketball Without Borders goodwill tour to Paris, France in 2007, which was designed to teach the game and focus on HIV/AIDS awareness and education.
- Played for the French National Team in the 2012 Olympics and in Eurobasket 2009 in Poland after competing for France in 2008 in a qualifying tournament.
- Played in the 2006 FIBA World Championship in Saitama, Japan and again for "Les Bleus" in the 2007 FIBA European Championships.
- 2012 NBA Championship with Miami Heat.

2011-12 (Washington-Denver-Miami):

- In 17 games (five starts) played on the season, averaged 3.0 points (.576 FG%, .591 FT%), 4.1 rebounds, 1.00 blocks and 16.4 minutes.
- Missed a total of 42 games due to injury, three games as a DNP-CD and one game as a healthy scratch on the inactive list.

NBA STATISTICS

NBA REGULAR SEASON RECORD

												—REBOUNDS—									
SEASON-TEAM	G-GS	MIN	FGM	FGA	PCT	FG3	FG3A	PCT	FT	FTA	PCT	OFF	DEF	TOT	AST	PF	DQ	STL	BS	PTS	AVG
05-06-Lakers	23-1	161	15	30	.500	0	0	---	15	27	.556	11	26	37	8	30	0	3	10	45	2.0
06-07-Lakers	72-1	1087	147	268	.549	0	1	.000	89	134	.664	88	171	259	63	202	5	17	78	383	5.3
07-08-Lakers	78-21	1458	188	397	.474	0	1	.000	140	186	.753	95	211	306	128	199	3	28	108	516	6.6
08-09-Golden State	79-26	1696	186	366	.508	0	3	.000	98	124	.790	88	272	360	166	243	4	34	168	470	5.9
09-10-Golden State	42-20	872	85	146	.582	0	1	.000	37	78	.474	54	137	191	90	98	1	23	54	207	4.9
10-11-Washington	64-21	1141	103	163	.632	0	0	---	61	98	.622	64	143	207	92	160	1	35	73	267	4.2
11-12-Wash.-Miami	17-5	279	19	33	.576	0	1	.000	13	22	.591	20	50	70	10	39	0	14	17	51	3.0
TOTALS	**375-95**	**6694**	**743**	**1403**	**.530**	**0**	**7**	**.000**	**453**	**669**	**.677**	**420**	**1010**	**1430**	**557**	**971**	**14**	**154**	**508**	**1939**	**5.2**

NBA PLAYOFF RECORD

												—REBOUNDS—									
SEASON-TEAM	G-GS	MIN	FGM	FGA	PCT	FG3	FG3A	PCT	FT	FTA	PCT	OFF	DEF	TOT	AST	PF	DQ	STL	BS	PTS	AVG
05-06-Lakers	3-0	25	3	5	.600	0	0	---	5	6	.833	4	3	7	0	5	0	0	1	11	3.7
06-07-Lakers	4-0	48	5	14	.357	0	0	---	7	10	.700	6	6	12	1	8	0	2	1	17	4.2
07-08-Lakers	19-0	187	14	36	.389	0	0	---	10	17	.588	6	21	27	5	41	0	2	18	38	2.0
10-11-New York	4-4	75	8	12	.667	0	0	---	7	10	.700	4	7	11	4	4	0	1	6	23	5.8
11-12-Miami	12-7	121	10	18	.556	0	0	---	3	11	---	11	20	31	1	23	0	1	8	23	1.9
TOTALS	**42-11**	**456**	**40**	**85**	**.471**	**0**	**0**	**---**	**32**	**54**	**.593**	**31**	**57**	**88**	**11**	**81**	**0**	**6**	**34**	**112**	**2.7**

CAREER HIGHS

MINUTES: 40 (2)	1/21/09 vs. Oklahoma City
POINTS: 23	11/1/06 at Golden State
FIELD GOALS: 8 (3)	1/11/11 at Portland
3-PT FG:	
FREE THROWS: 10	12/26/08 vs. Boston
REBOUNDS: 15	4/8/07 vs. Phoenix
ASSISTS: 8 (3)	11/19/10 at Golden State
STEALS: 3 (5)	4/26/12 at Washington
BLOCKS: 6 (2)	1/2/11 vs. Indiana
TURNOVERS: 6	11/13/07 at San Antonio

- Sat out 34 games (Jan. 2-Mar. 7) with a fractured left hand which occurred vs. Boston on Jan. 1.
- Sat out eight games (Apr. 13-24) with a slight left hamstring strain.
- Came off the bench in all four games in which he appeared for the Wizards and averaged 1.5 points (1.000 FG%, .000 FT%), 3.0 rebounds, 1.3 assists and 14.8 minutes.
- Did not appear in a game for the Nuggets after being acquired on Mar. 15 and waived on Mar. 18 and was a healthy scratch on the inactive list (Mar. 17) in his only game with the franchise.
- Started five of the 13 games in which he appeared for the Heat and averaged 3.5 points (.533 FG%, .591 FT%), 4.5 rebounds, 1.08 blocks and 17.0 minutes.
- Topped the Heat in rebounds twice, in blocks on five occasions and in steals once.
- Led the Miami reserves in scoring once, in rebounds and blocks on five occasions, in steals three times and in assists twice.
- **PLAYOFFS:** In 12 games (seven starts) played for Miami, averaged 1.9 points, 2.6 rebounds and 10.1 minutes per game. Helped the Heat to the NBA Championship.

2010-11 (New York):

- Played 64 games (21 starts) averaging 4.2 points (.632 FG%, .622 FT%), 3.2 rebounds, 1.4 assists, 1.14 blocks and 17.8 minutes.
- Missed 17 games due to injury and was a DNP-CD once (Apr. 3).
- Ranked second on the Knicks in total blocks and third in blocks per game.
- Set a single-season career high in field goal percentage.
- Scored in double-figures six times and grabbed double-figure rebounds on three occasions.
- 1/2/11 vs. Indiana, tied his career high and the Knicks' single-game high for 2010-11 with six blocks.
- **PLAYOFFS:** In four playoff games (four starts), averaged 5.8 points, 2.8 rebounds and 18.8 minutes per contest.

2009-10 (Golden State):

- Averaged 4.9 points (.582 FG%, .474 FT%), 4.5 rebounds, 2.1 assists, 1.29 blocks and 20.8 minutes in 42 games (20 starts).
- Missed a total of 23 games due to a left knee sprain (12 from Nov. 4-25 and 11 from Dec. 3-23) and another nine (Mar. 8-24) with a sore left knee.
- Sat out three games (Feb. 21, Mar. 31, Apr. 6) with the flu.
- Led the Warriors in total blocks and blocks per game.
- Scored in double figures seven times and grabbed double-figure rebounds once.

2008-09 (Golden State):

• Averaged 5.9 points (.508 FG%, .790 FT%), 4.6 rebounds, 2.13 blocks, 2.1 assists and 21.5 minutes in 79 games (26 starts).

• Missed two games (Dec. 12 and 13) with flu-like symptoms and one game (Mar. 3) due to illness.

• Ranked fourth in the NBA in blocks per game and second in blocks per minute, recording a block every 10.1 minutes.

• Led Golden State in games played and blocks, finished second in defensive rebounds and fourth in both offensive and total rebounds.

• Topped the Warriors in rebounds and assists nine times each.

• Set single-season career highs in games played, starts, minutes played, free throw percentage, defensive and total rebounds, rebounds per game, assists and blocked shots.

• Scored in double figures on 15 occasions, including a career-high six consecutive games from Feb. 6-21, and grabbed double-figure rebounds a career-high six times.

• Recorded two double-doubles and had a career-high 45 multi-block games.

2007-08 (Lakers):

• Averaged 6.6 points (.474 FG%, .753 FT%), 3.9 rebounds, 1.6 assists, 1.38 blocks and 18.7 minutes.

• Sidelined for a pair of games from Nov. 16-18 with a sprained right ankle and sat out two more games from Dec. 4-5 with a mild concussion.

• Ranked tied for 22nd in the NBA in blocks per game.

• Led the Lakers in blocked shots.

• Topped the Lakers in rebounds once and in assists on six occasions.

• Set single-season career highs in points scored, scoring average, field goals made and attempted, free throws made and attempted and offensive rebounds.

• Scored in double figures a career-high 23 times and grabbed double-figure rebounds once.

• **PLAYOFFS:** In 19 playoff games, averaged 2.0 points, 1.4 rebounds and 9.8 minutes per game. Helped Lakers reach the NBA Finals before eventually falling to the Boston Celtics.

2006-07 (Lakers):

• Averaged 5.3 points (.549 FG%, .664 FT%), 3.6 rebounds, 1.08 blocks, 0.9 assists and 15.1 minutes in 72 games (one start).

• Ranked 28th in the NBA in blocks per game.

• Finished second on the team in total blocks and fourth in offensive rebounds.

• 11/1/06 at Golden State, scored a career-high 23 points.

• Grabbed double-figure rebounds three times and posted two double-doubles.

• 4/8/07 vs. Phoenix, pulled down a career-high 15 rebounds.

• **PLAYOFFS:** In four games, averaged 4.2 points, 3.0 rebounds and 12.0 minutes.

2005-06 (Lakers):

• Split the season between the Lakers and the Yakima Sun Kings of the Continental Basketball Association.

• Appeared in 23 games (one start) as a member of the Lakers and averaged 2.0 points (.500 FG%, .556 FT%), 1.6 rebounds and 7.0 minutes.

• Was a DNP-CD on 11 occasions and missed 10 games as a healthy scratch while on the inactive list.

• Made his NBA debut at Houston on Feb. 8 and made his first career start on Mar. 15 vs. Minnesota.

• Before joining the Lakers he appeared in nine games with the Sun Kings and averaged 13.0 points (.579 FG%, .674 FT%), 6.3 rebounds, 2.1 assists and 23.9 minutes.

• **PLAYOFFS:** In three games, averaged 3.7 points, 2.3 rebounds and 8.3 minutes per game.

COLLEGE
(Gonzaga University – 2001-05):

• Played four seasons at Gonzaga University and averaged 13.6 points (.518 FG%, .715 FT%), 6.8 rebounds, 1.0 assists and 25.5 minutes in 127 career games.

• Finished his collegiate career as Gonzaga's all-time leader in free throws made (643), ranked second in blocked shots (179) and fourth in both points scored (1,723) and rebounds (643).

• Named the West Coast Conference Player of the Year as a senior in 2004-05 after averaging career highs in both scoring (15.9 ppg) and rebounds (9.5 rpg).

- Earned Honorable Mention All-America honors and was a finalist for the Naismith and Wooden Awards as a senior.
- First Team All-WCC and NABC First Team All-District 14 honoree in each of his final three seasons.
- Led the WCC in rebounding and ranked eighth in scoring his senior year.
- Finished sixth in the WCC in scoring (15.5 ppg) and rebounding (6.4 rpg) as a junior in 2003-04.
- As a sophomore in 2002-03 he ranked fifth in the WCC in scoring (15.6 ppg) and sixth in rebounding (6.2 ppg).
- Posted 27 career double-doubles.

COMMUNITY INVOLVEMENT:

- In August 2009 he started his charitable foundation, The Heart-to-Heart Foundation (ronnyturiaf.me), in an effort to raise awareness about heart health issues.
- In June 2009 he joined forces with the American Society of Echocardiography to create awareness of heart health and provide access to the test that saved his life – the echocardiogram (heart ultrasound) – to those who may not otherwise have access to the test.
- Invited to take part in the 2008 Larry King Cardiac Foundation Gala in Los Angeles to share his personal experiences with open heart surgery.
- Joined Prevent Child Abuse America's 40 for 40 campaign in April 2012 to help raise funds to support healthy child development and prevent sexual abuse and bullying of children nationwide.
- While playing with Golden State, was named the recipient of the Ninth Annual Angela and Christopher Cohan Community Service Award, given each year to the Warriors player who best exemplifies the spirit of community service through their outstanding commitment of time, service and financial support to children and families in the Bay Area.

PERSONAL:

- Speaks five languages – French, English, Spanish, Italian and his native Creole.
- Parents are George Louis Turiaf and Aline Cesar.
- His dad signed a professional handball contract in the third division at age 21 but after Ronny was born he gave up the sport to stay home.
- Has three younger sisters (Elodie, Florence and Rachelle).
- Grew up on the island of Martinique in the Caribbean.
- Left home at the age of 15 to attend INSEP (the National Institute of Physical Education) in Paris, France.
- Played high school basketball in Paris with current NBA players Tony Parker, Boris Diaw and Johan Petro.
- Graduated from Gonzaga University with a degree in Sports Management and Communication.
- Prior to the start of the 2005-06 NBA season, was diagnosed with an enlarged aortic root, a potentially life-threatening heart condition...underwent a six-hour open heart surgical procedure at Stanford Medical Center on July 26, 2005 and just over six months later played his first NBA game with the Lakers (Feb. 8, 2006).
- To follow Turiaf on Twitter: @Ronny_Turiaf

PLAYERS' CAREER TRANSACTIONS

MATT BARNES - Selected by Memphis in the second round (46th overall) of the 2002 NBA Draft. Traded by Memphis along with Nick Anderson to Cleveland in exchange for Wesley Person (6/26/02). Waived by Cleveland (10/18/02). Signed as a free agent with Seattle (9/27/03). Waived by Seattle (10/13/03). Signed by the Clippers to first of two consecutive 10-day contracts (1/18/04). Signed by Clippers for the remainder of the season (2/8/04). Signed as a free agent with Sacramento (10/1/04). Traded by Sacramento along with Michael Bradley and Chris Webber to Philadelphia in exchange for Kenny Thomas, Corliss Williamson and Brian Skinner (2/23/05). Signed as a free agent by New York (10/6/05). Waived by New York (12/3/05). Signed as a free agent by Philadelphia (12/9/05). Signed as a free agent by Golden State (10/2/06). Signed as a free agent by Phoenix (7/22/08). Signed as a free agent by Orlando (7/23/09). Signed as a free agent by the Lakers (7/22/10). Signed as a free agent by the Clippers (9/14/12).

CHAUNCEY BILLUPS - Selected by the Boston Celtics in the first round (3rd overall) of the 1997 NBA Draft. Traded by the Celtics to Toronto along with Dee Brown, Roy Rogers and John Thomas in exchange for Kenny Anderson, Popeye Jones and Zan Tabak (2/18/98). Traded by the Raptors to the Denver Nuggets along with Tyson Wheeler in a three-team trade. Denver traded Dean Garrett and Bobby Jackson to the Minnesota Timberwolves and a 1999 first round draft pick to the Raptors. The Timberwolves traded Zeljko Rebraca, Michael Williams and a 2000 first round draft pick to the Raptors (1/21/99). Traded by the Nuggets along with Ron Mercer and Johnny Taylor to the Orlando Magic in exchange for Tariq Abdul-Wahad, Chris Gatling and a future first round draft pick (2/1/00). Signed as a free agent with the Minnesota Timberwolves (8/8/00). Signed as a free agent with the Detroit Pistons (7/17/02). Traded by the Pistons along with Antonio McDyess and Cheikh Samb to the Nuggets in exchange for Allen Iverson (11/3/08). Traded by the Nuggets along with Carmelo Anthony, Renaldo Balkman, Anthony Carter and Shelden Williams to the New York Knicks in a three-team trade. The Nuggets also traded a 2015 second round draft pick to the Timberwolves. The Timberwolves traded Kosta Koufos to the Nuggets and Corey Brewer to the Knicks. The Knicks traded Wilson Chandler, Raymond Felton, Danilo Gallinari, Timofey Mozgov, cash, a 2012 second round draft pick, a 2013 second round draft pick and a 2014 first round draft pick to the Nuggets and Eddy Curry, Anthony Randolph and cash to the Timberwolves (2/22/11). Waived by the Knicks (12/10/11). Claimed off waivers by the Clippers (12/12/11). Re-signed by the Clippers as a free agent (7/13/12).

ERIC BLEDSOE - Selected by the Oklahoma City Thunder in the first round (18th overall) of the 2010 NBA Draft. Draft rights traded to the Clippers in exchange for a future protected first round draft pick (6/24/10). Clippers picked up fourth year contract option (9/20/12).

CARON BUTLER - Selected by the Miami Heat in the first round (10th overall) of the 2002 NBA Draft. Traded by the Heat along with Brian Grant, Lamar Odom, a 2006 first round pick and a 2007 second round pick to the Los Angeles Lakers in exchange for Shaquille O'Neal (7/14/04). Traded by the Lakers along with Chucky Atkins to the Washington Wizards in exchange for Kwame Brown and Laron Profit (8/2/05). Traded by the Wizards along with Brendan Haywood and DeShawn Stevenson to the Dallas Mavericks in exchange for Drew Gooden, Josh Howard, Quinton Ross and James Singleton (2/13/10). Signed as a free agent with the Clippers (12/9/11).

JAMAL CRAWFORD – Selected by the Cleveland Cavaliers in the first round (8th overall) of the 2000 NBA Draft. Traded by Cleveland, with cash, to Chicago for draft rights to Chris Mihm (6/28/00). Signed-and-traded by Chicago, with Jerome Williams, to New York for Othella Harrington, Frank Williams, Dikembe Mutombo and Cezary Trybanski (8/5/04). Traded from New York to Golden State, in exchange for Al Harrington (11/21/08). Acquired by the Hawks from the Golden State Warriors, in exchange for Acie Law IV and Speedy Claxton (6/25/09). Signed by Portland as a free agent (12/16/11). Signed by the Clippers as a free agent (7/11/12).

WILLIE GREEN – Selected by the Seattle Super Sonics in the second round (41st overall) of the 2003 NBA Draft. Traded by Seattle to Philadelphia for Paccelis Morlende (6/26/03). Traded by Philadelphia with Jason Smith to New Orleans in exchange for Craig Brackins and Darius Songaila (9/23/10). Signed by Atlanta as a free agent (12/22/11). Acquired by the Clippers from Atlanta in exchange for the draft rights to Sofoklis Schortsanitis (7/30/12).

BLAKE GRIFFIN - Selected by the Clippers in the first round (1st overall) of the 2009 NBA Draft. Signed a contract extension with Clippers through the 2017-18 season (7/10/12).

GRANT HILL – Selected by the Detroit Pistons in the first round (3rd overall) of the 1994 NBA Draft. Signed and traded by Detroit to the Orlando Magic for Chucky Atkins and Ben Wallace (8/3/00). Signed as a free agent by the Phoenix Suns (7/11/07). Re-signed with the Suns as a free agent (7/15/09). Signed by the Clippers as a free agent (7/18/12).

RYAN HOLLINS – Selected by the Charlotte Bobcats in the second round (50th overall) of the 2006 NBA Draft. Traded by Charlotte with Matt Carroll to the Dallas Mavericks for DeSagana Diop (1/16/09). Signed as a free agent with the Minnesota Timberwolves (8/11/09). Traded by the Minnesota Timberwolves with Ramon Sessions and a 2013 2nd round draft pick to the Cleveland Cavaliers for Sebastian Telfair and Delonte West (7/26/10). Waived by the Cleveland Cavaliers (3/20/12). Signed as a free agent with the Boston Celtics (3/23/12). Signed as a free agent by the Clippers (7/19/12).

DEANDRE JORDAN - Selected by the Clippers in the second round (35th overall) of the 2008 NBA Draft. Re-signed by Clippers as a restricted free agent (12/13/11)

TRAVIS LESLIE - Selected by the Clippers in the second round (47th overall) of 2011 NBA Draft.

LAMAR ODOM - Drafted by the Clippers in the first round (4th overall) of the 1999 NBA Draft. Signed as a restricted free agent with the Miami Heat (8/26/03). Traded by the Miami Heat with Caron Butler, Brian Grant, a 2006 1st round draft pick (Jordan Farmar) and a 2007 2nd round draft pick (Renaldas Seibutis) to the Los Angeles Lakers for Shaquille O'Neal (7/14/04). Traded by the Los Angeles Lakers with a 2012 2nd round draft pick (Darius Johnson-Odom) to the Dallas Mavericks for a future 1st round draft pick (12/11/11). As part of a 4-team trade, traded by the Dallas Mavericks to the Clippers; the Clippers traded the draft rights to Furkan Aldemir to the Houston Rockets; the Clippers traded Mo Williams to the Utah Jazz; the Dallas Mavericks traded Shan Foster to the Utah Jazz; the Houston Rockets traded cash to the Dallas Mavericks; and the Utah Jazz traded Tadija Dragicevic to the Dallas Mavericks (6/29/12).

CHRIS PAUL - Selected by the New Orleans Hornets in the first round (4th overall) of the 2005 NBA Draft. Traded by the Hornets along with two future second round draft picks to the Clippers in exchange for Al-Farouq Aminu, Eric Gordon, Chris Kaman and a first round pick in the 2012 NBA Draft (from Minnesota) (12/14/11).

TREY THOMPKINS - Selected by the Clippers in the second round (37th overall) of 2011 NBA Draft

RONNY TURIAF - Selected by the Los Angeles Lakers in the second round (37th overall) of the 2005 NBA Draft. Signed by Los Angeles on July 14, 2005. Contract was voided due to heart ailment found during his physical. Re-signed by the Lakers as a free agent (1/17/06). Signed with the Golden State Warriors as a restricted free agent (7/10/08). Traded by Golden State, along with Kelenna Azubuike, Anthony Randolph and a future second round pick to the New York Knicks in exchange for David Lee (7/9/10). Signed with ASVEL Lyon-Villeurbanne of the French Pro A League during the 2011 NBA lockout. Acquired by the Washington Wizards along with two second round picks (a 2012 pick from Dallas and a 2013 pick from New York) and cash considerations in a three-team trade that sent Tyson Chandler, Ahmad Nivins and Giorgos Printezis to New York and Andy Rautins and a protected second round pick (from Washington) to Dallas (12/10/11). Acquired by the Denver Nuggets along with JaVale McGee and a future second round pick (from the L.A. Clippers) in a three-team deal that sent Nene, Brian Cook and a 2015 second round pick (from the Clippers via New Orleans) to Washington and Nick Young to the Clippers (3/15/12). Waived by Denver (3/18/12). Signed by Miami as a free agent (3/21/12). Signed by the Clippers as a free agent (7/27/12).

2011-12 REVIEW

2011-12 STATISTICS

PLAYER	G	GS	MIN	-FIELD GOALS- FG	FGA	PCT	-3-POINT FG- FG	FGA	PCT	-FREE THROWS- FT	FTA	PCT	-REBOUNDS- OFF	DEF	TOT	AST	PF	DQ	STL	TO	BLK	PTS	AVG
Griffin	66	66	2392	561	1022	.549	2	16	.125	244	468	.521	218	499	717	210	216	3	54	150	48	1368	20.7
Paul	60	60	2181	425	890	.478	79	213	.371	260	302	.861	42	171	213	543	138	0	152	124	4	1189	19.8
Billups	20	20	607	83	228	.364	48	125	.384	85	95	.895	4	46	50	80	40	0	9	38	3	299	15.0
Young (TOT)	62	35	1729	316	784	.403	103	282	.365	144	169	.852	31	102	133	56	141	0	44	83	17	879	14.2
Young (LAC)	22	3	518	76	193	.394	30	85	.353	32	39	.821	11	25	36	10	51	0	14	24	6	214	9.7
Williams	52	1	1472	260	611	.426	93	239	.389	72	80	.900	23	76	99	160	103	0	51	86	7	685	13.2
Butler	63	63	1871	287	705	.407	92	257	.358	87	107	.813	44	186	230	78	123	0	52	77	9	753	12.0
Foye	65	48	1682	256	644	.398	127	329	.386	73	85	.859	25	113	138	146	130	0	46	73	24	712	11.0
Jordan	66	66	1798	206	326	.632	0	1	.000	74	141	.525	202	344	546	17	189	1	30	74	134	486	7.4
Martin	42	0	940	97	220	.441	3	13	.231	20	54	.370	49	132	181	18	103	0	44	32	43	217	5.2
Fortson	4	0	46	5	12	.417	1	4	.250	6	9	.667	4	4	8	5	3	0	0	5	0	17	4.3
Bledsoe	40	1	464	49	126	.389	6	30	.200	28	44	.636	22	43	65	66	58	1	31	47	14	132	3.3
Simmons	28	0	418	28	90	.311	20	60	.333	4	7	.571	17	38	55	11	41	1	15	10	3	80	2.9
Thompkins	24	0	119	24	61	.393	4	13	.308	5	7	.714	4	20	24	3	10	0	3	6	3	57	2.4
Gomes	32	2	425	31	95	.326	4	29	.138	8	11	.727	14	47	61	12	34	0	16	15	0	74	2.3
Cook	16	0	121	11	49	.224	5	27	.185	4	4	1.000	4	19	23	2	26	0	2	4	4	31	1.9
Evans	56	0	771	34	72	.472	0	0	—	36	71	.507	100	171	271	17	118	1	31	44	6	104	1.9
Leslie	10	0	45	5	14	.357	0	0	—	4	9	.444	6	3	9	5	4	0	2	2	2	14	1.4
Jones	10	0	96	1	8	.125	0	0	—	4	5	.800	11	6	17	2	12	0	4	5	5	6	0.6
CLIPPERS	**66**	**—**	**15965**	**2439**	**5366**	**.455**	**514**	**1441**	**.357**	**1046**	**1538**	**.680**	**800**	**1943**	**2743**	**1385**	**1399**	**7**	**556**	**879**	**315**	**6438**	**97.5**
OPPONENTS	**66**	**—**	**15965**	**2279**	**5098**	**.447**	**460**	**1261**	**.365**	**1251**	**1678**	**.746**	**712**	**1914**	**2626**	**1368**	**1401**	**8**	**396**	**966**	**296**	**6269**	**95.0**

PLAYER	SINGLE-GAME HIGHS MIN	REB	AST	ST	TO	BL	PTS	AVERAGE PER GAME MIN	REB	AST	STL	TO	BLK	PTS	CAREER HIGHS (C=SET, T=TIED THIS SEASON) FG	FGA	FT	FTA	REB	AST	PTS
Griffin	45	20	8	2	5	4	36	36.2	10.9	3.2	0.82	2.3	0.73	20.7	19	26	16	23	20C	10	47
Paul	45	9	16	8	5	1	36	36.4	3.6	9.1	2.53	2.1	0.07	19.8	18	33	17C	19C	12	21	43
Billups	40	8	14	2	5	1	32	30.4	2.5	4.0	0.45	1.9	0.15	15.0	13	25	18	20	12	19	39
Young (TOT)	42	7	6	4	4	2	35	27.9	2.1	0.9	0.71	1.3	0.27	14.2	14	33	11	12	9	6C	43
Young (LAC)	36	5	2	2	4	2	19	23.5	1.6	0.5	0.64	1.1	0.27	9.7							
Williams	38	6	8	4	5	2	33	28.3	1.9	3.1	0.98	1.7	0.13	13.2	18	31	12	13	11	15	44
Butler	42	10	5	3	5	1	28	29.7	3.7	1.2	0.83	1.2	0.14	12.0	15	27	15	17	16	12	40
Foye	43	6	10	4	5	3	28	25.9	2.1	2.2	0.71	1.1	0.37	11.0	13	24	14	14	16	14	36
Jordan	40	16	2	3	4	8	19	27.2	8.3	0.3	0.45	1.1	2.03	7.4	11	13C	7T	13	20	3	23
Martin	30	9	2	3	3	4	14	22.4	4.3	0.4	1.05	0.8	1.02	5.2	14	26	12	17	21	11	35
Fortson	23	4	2	0	3	0	13	11.5	2.0	1.3	0.00	1.3	0.00	4.3	5C	11	4C	5C	4C	2T	13C
Bledsoe	27	5	9	4	3	2	14	11.6	1.6	1.7	0.78	1.2	0.35	3.3	9	16	7	9	8	13	23
Simmons	29	7	3	2	2	1	13	14.9	2.0	0.4	0.54	0.4	0.11	2.9	13	26	10	15	13	8	30
Thompkins	19	7	2	1	1	1	8	5.0	1.0	0.1	0.13	0.3	0.13	2.4	4C	10C	3C	4C	7C	2C	8C
Gomes	36	8	2	3	4	0	11	13.3	1.9	0.4	0.50	0.5	0.00	2.3	12	21	11	13	17	10	35
Cook	17	6	2	1	1	1	8	7.6	1.4	0.1	0.13	0.3	0.25	1.9	12	19	6	7	14	5	28
Evans	28	13	3	3	2	1	11	13.8	4.8	0.3	0.55	0.8	0.11	1.9	8	13	8	14	22	4	22
Leslie	10	3	2	1	1	1	6	4.5	0.9	0.5	0.20	0.2	0.20	1.4	3C	6C	2C	4C	3C	2C	6C
Jones	23	7	1	2	2	2	3	9.6	1.7	0.2	0.40	0.5	0.50	0.6	6	11	8	10	10	4	14
CLIPPERS	**265**	**53**	**34**	**16**	**23**	**11**	**120**	**241.9**	**41.6**	**21.0**	**8.42**	**13.3**	**4.77**	**97.5**	**62**	**127**	**47**	**57**	**72**	**45**	**152**
OPPONENTS	**265**	**52**	**29**	**15**	**29**	**10**	**115**	**241.9**	**39.8**	**20.7**	**6.00**	**14.6**	**4.48**	**95.0**	**68**	**122**	**51**	**60**	**80**	**50**	**163**

DID YOU KNOW?

The Clippers finished the 2011-12 season 14 games over .500 (40-26), logging a franchise best winning percentage of .606. Their winning percentage improvement of +.216 from the 2010-11 campaign was also the largest win percentage improvement in the NBA last season.

When the Clippers beat the Memphis Grizzlies in Game 7 on the road during the first round of the 2012 NBA Playoffs, Los Angeles registered its first ever Game 7 win in franchise history.

The Clippers ended the 2011-12 season on a hot streak, winning 14 out of their last 19 games. The team also recorded a 13-2 record from March 24 – April 18, equaling their best 15 game stretch in franchise history.

CLIPPERS MISCELLANEOUS STATISTICS

	RECORD	HOME	ROAD	OT
OVERALL	**40-26**	**24- 9**	**16-17**	**4- 1**
Atlantic	3- 3	2- 1	1- 2	
Central	2- 3	2- 1	0- 2	1- 0
Southeast	6- 1	3- 0	3- 1	2- 0
EASTERN	**11- 7**	**7- 2**	**4- 5**	**3- 0**
Southwest	10- 5	7- 1	3- 4	1- 1
Northwest	12- 7	6- 3	6- 4	
Pacific	7- 7	4- 3	3- 4	
WESTERN	**29-19**	**17- 7**	**12-12**	**1- 1**

Head Coach: Vinny Del Negro
Overall: 4 Years 154 Won 158 Lost .494 Pct.
W/Club : 2 Years 72 Won 76 Lost .486 Pct.

TEAM WINNING & LOSING STREAKS:

	OVERALL	HOME	ROAD
Long:	Loss- 2	Win - 4	Loss- 3
	Win - 6	Win - 7	Win - 4
	Loss- 3	Loss- 3	Loss- 4
Last:	Win -04/22 vsNO 107-98	Win -04/22 vsNO 107-98	Win -04/18 @ DEN 104-98
	Loss-04/25 @ NY 93-99	Loss-04/04 vsLAL 108-113	Loss-04/25 @ NY 93-99

	WON	LOST	OFFENSE	vs. OPPONENT	HOME ATTENDANCE	
Nov.			100+ 24- 5	If Opp W/L to date:	33	Games
Dec.	1	2	100< 16-21	.500+ 23-18	634,237	Total
Jan.	11	4	**DEFENSE**	.500- 16- 8	19,219	Average
Feb.	8	6	100+ 8-14		19,895	High
Mar.	11	9	100< 32-12		33	Sellouts
Apr.	9	5				

After 66 games last season: W 25 L 41 After 67 games last season: W 26 L 41

MARGINS	1	2	3	4	5	6	7	8	9	10	11	12	13	14	15	16	17	18	19	20	21	22	23
Won By:	2	4	1	3	2	3	1	5	2	1		4	1	1	2	1	1	1	2				
Lost By:	2		4	3	2	1	4	1	2			1	2								1		1

MARGINS	24	25	26	27	28	29	30	31	32	33	34	35	36	37	38	39	40	41	42	43	44	45	46+
Won By:		1	1		1																		
Lost By:			1			1																	

AT START OF:		OVERALL	HOME	ROAD	FG%	OVERALL	HOME	ROAD
2nd	- Ahead:	26-12	19-5	7-7	-44%	15-17	10-3	5-14
	-Behind:	13-13	4-4	9-9	45-49%	13-7	5-5	8-2
	- Tied:	1-1	1-0	0-1	50-54%	10-2	7-1	3-1
3rd	- Ahead:	23-7	18-4	5-3	55-59%	2-0	2-0	0-0
	- Behind:	16-17	6-5	10-12	+60%	0-0	0-0	0-0
	- Tied:	1-2	0-0	1-2				
4th	- Ahead:	30-7	20-3	10-4				
	- Behind:	7-19	2-6	5-13				
	- Tied:	3-0	2-0	1-0				

BOX SCORE BREAKDOWN

	POINTS				REBOUNDS		ASSISTS			LED CLIPPERS IN...							
PLAYER	10+	20+	30+	40+	10+	20+	10+	DBL-DBL	TRPL-DBL	PTS	REB	AST	STL	BLK	MIN	TO	PF
Billups	10	4	1	–	–	–	1	–	–	1	–	2	–	–	1	5	4
Bledsoe	3	–	–	–	–	–	–	–	–	–	–	–	4	5	–	8	6
Butler	31	9	–	–	1	–	–	1	–	4	2	1	8	2	3	9	8
Cook	–	–	–	–	–	–	–	–	–	–	–	–	–	2	–	–	1
Evans	1	–	–	–	5	–	–	1	–	–	4	–	5	1	–	–	5
Fortson	1	–	–	–	–	–	–	–	–	–	–	–	–	–	–	–	1
Foye	27	9	–	–	–	–	1	1	–	4	–	4	9	8	8	5	7
Gomes	1	–	–	–	–	–	–	–	–	–	–	–	2	–	–	–	–
Griffin	24	37	4	–	40	1	–	41	–	31	44	6	4	13	28	28	25
Jones	–	–	–	–	–	–	–	–	–	–	–	–	–	2	–	–	–
Jordan	19	–	–	–	24	–	–	8	–	–	23	–	5	43	1	9	15
Leslie	–	–	–	–	–	–	–	–	–	–	–	–	–	1	–	–	–
Martin	5	–	–	–	–	–	–	–	–	–	1	–	8	15	2	3	5
Paul	26	21	7	–	–	–	25	24	–	22	–	54	35	1	24	18	8
Simmons	1	–	–	–	–	–	–	–	–	–	–	–	–	–	–	–	5
Thompkins	–	–	–	–	–	–	–	–	–	–	–	–	2	–	–	–	–
Williams	26	6	1	–	–	–	–	–	–	4	–	4	8	–	–	6	5
Young	12	–	–	–	–	–	–	–	–	1	–	–	–	1	1	5	3

GAME-BY-GAME RESULTS

Date	Opponent	Score	Home	Road	Total	High Scoring	High Rebounds	High Assists	Opponent Scoring	Atten.
Dec 25	@Golden State	W105- 86	0-0	1-0	1-0	Griffin-22	Butler-10	Paul-9	Lee-21	19,596
Dec 28	@San Antonio	L 90-115	0-0	1-1	1-1	Griffin-28	Griffin-9	Paul-9	Ginobili-24	18,581
Dec 30	CHICAGO	L101-114	0-1	1-1	1-2	Griffin-34	Griffin-13	Paul-14	Rose-29	19,426
Jan 1	PORTLAND	W 93- 88	1-1	1-1	2-2	Griffin-20	Jordan-11	Williams-8	Crawford-23	19,060
Jan 4	HOUSTON	W117- 89	2-1	1-1	3-2	Griffin-22	Griffin-9	Paul-10	Lowry-17	19,060
Jan 7	MILWAUKEE	W 92- 86	3-1	1-1	4-2	Griffin-22	Griffin-14	Paul-7	Jennings-21	19,229
Jan 10	@Portland	L 97-105	3-1	1-2	4-3	Butler-20	Griffin-12	Billups-4	Wallace-20	20,381
----------								Williams-4		
Jan 11	MIAMI	W 95- 89(OT)	4-1	1-2	5-3	Paul-27	Griffin-12	Paul-11	James-23	19,341
Jan 14	L.A. LAKERS	W102- 94	5-1	1-2	6-3	Paul-33	Griffin-14	Paul-6	Bryant-42	19,895
Jan 16	NEW JERSEY	W101- 91	6-1	1-2	7-3	Griffin-23	Griffin-14	Foye-10	Brooks-19	19,060
Jan 17	@Utah	L 79-108	6-1	1-3	7-4	Butler-14	Griffin-11	Billups-6	Millsap-20	19,371
Jan 18	DALLAS	W 91- 89	7-1	1-3	8-4	Williams-26	Griffin-17	Griffin-7	Nowitzki-17	19,252
----------									West-17	
Jan 20	MINNESOTA	L 98-101	7-2	1-3	8-5	Williams-25	Jordan-11	Williams-5	Milicic-22	19,492
Jan 22	TORONTO	W103- 91	8-2	1-3	9-5	Williams-26	Jordan-16	Billups-14	Barbosa-19	19,060
Jan 25	@L.A. Lakers	L 91- 96	8-2	1-4	9-6	Griffin-26	Griffin-9	Paul-12	Bryant-24	18,997
Jan 26	MEMPHIS	W 98- 91	9-2	1-4	10-6	Griffin-20	Griffin-9	Griffin-8	Gay-24	19,275
----------							Jordan-9			
Jan 29	@Denver	W109-105	9-2	2-4	11-6	Billups-32	Griffin-13	Paul-7	Nene-18	19,495
----------							Jordan-13			
Jan 30	OKLAHOMA CITY	W112-100	10-2	2-4	12-6	Paul-26	Jordan-11	Paul-14	Durant-36	19,404
Feb 1	@Utah	W107-105	10-2	3-4	13-6	Paul-34	Griffin-14	Paul-11	Jefferson-27	19,637
Feb 2	DENVER	L 91-112	10-3	3-4	13-7	Griffin-18	Jordan-9	Paul-9	Gallinari-21	19,223
Feb 4	@Washington	W107- 81	10-3	4-4	14-7	Griffin-21	Jordan-11	Williams-8	Young-14	19,419
----------							Griffin-11	Griffin-8	Wall-14	
Feb 6	@Orlando	W107-102(OT)	10-3	5-4	15-7	Paul-29	Griffin-10	Paul-8	Howard-33	18,846
Feb 8	@Cleveland	L 92- 99	10-3	5-5	15-8	Griffin-25	Griffin-15	Paul-12	Jamison-27	17,100
Feb 10	@Philadelphia	W 78- 77	10-3	6-5	16-8	Paul-24	Griffin-11	Griffin-4	Brand-12	20,539
----------								Foye-4	Iguodala-12	
----------								Paul-4		
Feb 11	@Charlotte	W111- 86	10-3	7-5	17-8	Griffin-21	Jordan-12	Paul-14	Walker-19	19,110
Feb 13	@Dallas	L 92- 96	10-3	7-6	17-9	Butler-23	Evans-9	Paul-9	Nowitzki-22	20,436
----------							Jordan-9			
Feb 15	WASHINGTON	W102- 84	11-3	7-6	18-9	Griffin-23	Griffin-15	Paul-9	McGee-18	19,135
----------									Wall-18	
Feb 16	@Portland	W 74- 71	11-3	8-6	19-9	Griffin-21	Griffin-14	Foye-4	Crawford-19	20,665
----------									Batum-19	
Feb 18	SAN ANTONIO	L100-103(OT)	11-4	8-6	19-10	Griffin-22	Griffin-20	Paul-6	Parker-30	19,217
Feb 20	@Golden State	L 97-104	11-4	8-7	19-11	Paul-24	Evans-12	Paul-6	Ellis-32	19,596
Feb 22	DENVER	W103- 95	12-4	8-7	20-11	Paul-36	Jordan-16	Paul-9	Afflalo-20	19,163
Feb 28	MINNESOTA	L 97-109	12-5	8-7	20-12	Griffin-30	Jordan-14	Williams-6	Williams-27	19,243
----------								Paul-6	Beasley-27	
Mar 1	@Sacramento	W108-100	12-5	9-7	21-12	Paul-22	Griffin-9	Paul-9	Cousins-23	15,512

GAME-BY-GAME RESULTS

Date	Opponent	Score	Home	Road	Total	High Scoring	High Rebounds	High Assists	Opponent Scoring	Atten.
Mar 2	@Phoenix	L 78- 81	12-5	9-8	21-13	Griffin-17	Martin-8	Paul-5	Dudley-22	18,091
----------							Butler-8			
Mar 4	@Houston	W105-103(OT)	12-5	10-8	22-13	Paul-28	Jordan-11	Paul-10	Martin-25	16,646
----------							Griffin-11			
Mar 5	@Minnesota	L 94- 95	12-5	10-9	22-14	Griffin-26	Jordan-12	Paul-5	Love-39	19,509
----------							Griffin-12			
Mar 7	@New Jersey	L100-101	12-5	10-10	22-15	Griffin-28	Griffin-17	Paul-10	D. Williams-21	18,711
Mar 9	@San Antonio	W120-108	12-5	11-10	23-15	Paul-36	Evans-13	Paul-11	Ginobili-22	18,581
Mar 11	GOLDEN STATE	L 93- 97	12-6	11-10	23-16	Griffin-27	Evans-12	Paul-5	Ellis-21	19,183
----------							Griffin-12			
Mar 12	BOSTON	L 85- 94	12-7	11-10	23-17	Griffin-24	Jordan-13	Paul-5	Pierce-25	19,464
Mar 14	ATLANTA	W 96- 82	13-7	11-10	24-17	Williams-25	Evans-10	Paul-9	J. Johnson-19	19,060
----------							Griffin-10			
Mar 15	PHOENIX	L 87- 91	13-8	11-10	24-18	Griffin-25	Jordan-9	Paul-11	Brown-21	19,060
Mar 17	HOUSTON	W 95- 91	14-8	11-10	25-18	Paul-23	Jordan-11	Paul-5	Lee-25	19,060
Mar 18	DETROIT	W 87- 83(OT)	15-8	11-10	26-18	Paul-19	Griffin-11	Paul-15	Monroe-23	19,060
Mar 20	@Indiana	L 89-102	15-8	11-11	26-19	Griffin-23	Jordan-10	Paul-8	Granger-25	14,901
----------							Griffin-10			
Mar 21	@Oklahoma City	L 91-114	15-8	11-12	26-20	Foye-23	Griffin-7	Paul-10	Durant-32	18,203
Mar 22	@New Orleans	L 90- 97	15-8	11-13	26-21	Griffin-21	Griffin-11	Paul-9	Kaman-20	17,209
Mar 24	MEMPHIS	W101- 85	16-8	11-13	27-21	Griffin-20	Griffin-10	Paul-13	Randolph-14	19,060
Mar 26	NEW ORLEANS	W 97- 85	17-8	11-13	28-21	Paul-25	Griffin-7	Paul-10	Aminu-15	19,060
Mar 28	PHOENIX	W103- 86	18-8	11-13	29-21	Griffin-27	Griffin-14	Paul-15	Gortat-23	19,060
Mar 30	PORTLAND	W 98- 97	19-8	11-13	30-21	Foye-20	Griffin-13	Paul-14	Hickson-29	19,060
----------						Griffin-20				
----------						Paul-20				
Mar 31	UTAH	W105- 96	20-8	11-13	31-21	Paul-26	Jordan-10	Foye-6	Jefferson-26	19,060
----------								Griffin-6		
----------								Paul-6		
Apr 2	@Dallas	W 94- 75	20-8	12-13	32-21	Foye-28	Griffin-16	Paul-10	Nowitzki-19	20,479
Apr 4	L.A. LAKERS	L108-113	20-9	12-13	32-22	Butler-28	Griffin-14	Paul-16	Bynum-36	19,819
Apr 5	@Sacramento	W 93- 85	20-9	13-13	33-22	Foye-20	Griffin-9	Paul-8	Thomas-17	14,411
Apr 7	SACRAMENTO	W109- 94	21-9	13-13	34-22	Griffin-27	Griffin-14	Paul-15	Cousins-15	19,060
Apr 9	@Memphis	L 85- 94	21-9	13-14	34-23	Paul-21	Jordan-14	Paul-6	Gasol-18	17,219
Apr 11	@Oklahoma City	W100- 98	21-9	14-14	35-23	Paul-31	Griffin-12	Griffin-7	Durant-22	18,203
Apr 12	@Minnesota	W 95- 82	21-9	15-14	36-23	Griffin-19	Griffin-13	Paul-8	Pekovic-17	16,016
Apr 14	GOLDEN STATE	W112-104	22-9	15-14	37-23	Paul-28	Griffin-9	Paul-13	Robinson-28	19,060
Apr 16	OKLAHOMA CITY	W 92- 77	23-9	15-14	38-23	Young-19	Jordan-12	Paul-10	Durant-24	19,516
Apr 18	@Denver	W104- 98	23-9	16-14	39-23	Paul-21	Jordan-9	Paul-8	Lawson-24	17,219
Apr 19	@Phoenix	L 90- 93	23-9	16-15	39-24	Paul-19	Griffin-11	Paul-10	Dudley-18	14,644
Apr 22	NEW ORLEANS	W107- 98	24-9	16-15	40-24	Paul-33	Griffin-15	Paul-13	Gordon-17	19,060
Apr 24	@Atlanta	L102-109	24-9	16-16	40-25	Griffin-36	Jordan-9	Paul-8	J. Johnson-28	18,223
Apr 25	@New York	L 93- 99	24-9	16-17	40-26	Griffin-29	Jordan-10	Griffin-6	Smith-21	19,763
----------							Griffin-10			

* The Clippers sold out every home game of the 2011-2012 Season.

TEAM HIGHS AND LOWS

CLIPPERS	HIGHS				LOWS			
POINTS - GAME	120	at	San Antonio	3/9/12	74	at	Portland	2/16/12
POINTS - HALF	67 (1st)	vs.	Houston	1/4/12	32 (2) (2nd)	at	New Orleans	3/22/12
POINTS - QUARTER	41 (1st)	vs.	Houston	1/4/12	11 (4th)	at	New Orleans	3/22/12
POINTS - OVERTIME	13 (2)	vs.	Detroit	3/18/12	5	vs.	San Antonio	2/18/12
FG MADE - GAME	47	vs.	Houston	1/4/12	29 (2)	at	Oklahoma City	3/21/12
FG MADE - HALF	27	vs.	Houston	1/4/12	9 (2nd)	at	San Antonio	12/28/11
FG MADE - QUARTER	17 (1st)	vs.	Houston	1/4/12	3 (4th)	vs.	Phoenix	3/15/12
FG ATT - GAME	95	vs.	Lakers	4/4/12	69	vs.	Milwaukee	1/7/12
FG ATT - HALF	52 (1st)	at	Sacramento	3/1/12	32 (2nd)	at	San Antonio	12/28/11
FG ATT - QUARTER	30 (1st)	at	Sacramento	3/1/12	13 (3rd)	at	San Antonio	12/28/11
FG% - GAME	.573	vs.	Houston	1/4/12	.365	at	Utah	1/17/12
FG% - HALF	.675 (1st)	vs.	Houston	1/4/12	.281 (2nd)	at	San Antonio	12/28/11
FG% - QUARTER	.706 (2) (1st)	vs.	Atlanta	3/14/12	.174 (4th)	at	New Orleans	3/22/12
FT MADE - GAME	34	vs.	New Orleans	4/22/12	5 (4)	at	Minnesota	4/12/12
FT MADE - HALF	25 (1st)	at	Cleveland	2/8/12	0 (2) (1st)	vs.	Phoenix	3/15/12
FT MADE - QUARTER	14 (3rd)	at	Oklahoma City	4/11/12	0 (27) (2nd)	at	New York	4/25/12
FT ATT - GAME	43	vs.	New Orleans	4/22/12	8	at	Sacramento	3/1/12
FT ATT - HALF	27 (2nd)	at	Cleveland	2/8/12	0 (1st)	vs.	Phoenix	3/15/12
FT ATT - QUARTER	19 (3rd)	vs.	Golden State	4/14/12	0 (18) (1st)	at	Atlanta	4/24/12
FT% - GAME	1.00 (8-8)	at	Sacramento	3/1/12	.353	at	Washington	2/4/12
FT% - HALF	1.00 (19) (4-4) (1st)	at	Denver	4/18/12	.000 (0-0) (1st)	vs.	Phoenix	3/15/12
FT% - QUARTER	1.00 (48) (4-4) (1st)	at	Denver	4/18/12	.000 (0-0) (18) (1st)	at	Atlanta	4/24/12
3-FG MADE - GAME	14 (2)	at	San Antonio	3/9/12	2 (4)	vs.	Minnesota	2/28/12
3-FG MADE - HALF	10 (1st)	vs.	Oklahoma City	1/30/12	0 (5) (2nd)	at	New Orleans	3/22/12
3-FG MADE - QUARTER	6 (3rd)	at	Denver	1/29/12	0 (49) (3rd)	vs.	New Orleans	4/22/12
3-FG ATT - GAME	32	at	Dallas	4/2/12	11	vs.	Minnesota	2/28/12
3-FG ATT - HALF	23 (2nd)	at	Dallas	4/2/12	3 (2nd)	at	Houston	3/4/12
3-FG ATT - QUARTER	15 (3rd)	at	Dallas	4/2/12	0 (4th)	at	Houston	3/4/12
REBOUNDS - GAME	53 (2)	vs.	San Antonio	2/18/12	23	vs.	New Orleans	3/26/12
REBOUNDS - HALF	35 (1st)	vs.	Lakers	1/14/12	10 (1st)	vs.	New Orleans	3/26/12
REBOUNDS - QUARTER	18 (3) (2nd)	vs.	Boston	3/12/12	3 (4th)	vs.	Portland	1/1/12
OFF. REB. - GAME	22	at	New Orleans	2/18/12	5 (2)	vs.	Utah	3/31/12
OFF. REB. - HALF	13 (1st)	vs.	Lakers	1/14/12	1 (2nd)	at	San Antonio	3/9/12
DEF. REB. - GAME	40	vs.	San Antonio	2/18/12	17	vs.	New Orleans	3/26/12
DEF. REB. - HALF	23 (3) (1st)	at	Phoenix	3/2/12	6 (2nd)	vs.	New Orleans	3/26/12
ASSISTS - GAME	34	vs.	Sacramento	4/7/12	11	at	Portland	2/16/12
ASSISTS - HALF	19 (3) (1st)	vs.	Sacramento	4/7/12	4 (3) (2nd)	at	Phoenix	4/19/12
ASSISTS - QUARTER	12 (2) (1st)	vs.	Utah	3/21/12	0 (2) (3rd)	vs.	Minnesota	1/20/12
STEALS - GAME	16	vs.	Sacramento	4/7/12	4 (3)	at	Oklahoma City	4/11/12
STEALS - HALF	9 (2) (1st)	at	Sacramento	4/5/12	0 (2) (1st)	vs.	Washington	2/15/12
STEALS - QUARTER	6 (2) (2nd)	vs.	New Orleans	4/22/12	0 (30) (1st)	vs.	New Orleans	4/22/12
BLOCKS - GAME	11	at	Denver	1/29/12	0 (3)	at	New Orleans	3/22/12
BLOCKS - HALF	7 (2) (2nd)	at	Sacramento	3/1/12	0 (20) (2nd)	at	Phoenix	4/19/12
BLOCKS - QUARTER	6 (2) (3rd)	vs.	New Orleans	3/1/12	0 (91) (1st)	at	New York	4/25/12
TURNOVERS - GAME	23	at	Washington	2/4/12	7 (3)	at	San Antonio	3/9/12
TURNOVERS - HALF	16 (2nd)	at	Washington	2/4/12	1 (1st)	vs.	Lakers	4/4/12
PERS. FOULS - GAME	30	at	New Orleans	3/22/12	14 (2)	at	Atlanta	4/24/12
POINTS IN THE PAINT	62	vs.	Houston	1/4/12	22	at	Oklahoma City	3/21/12
2ND CHANCE POINTS	27 (2)	at	New Orleans	3/22/12	5	at	San Antonio	12/28/11
FAST BREAK POINTS	26	at	Washington	2/4/12	2	at	Cleveland	2/8/12
MARGIN OF VICTORY (H)	28	vs.	Houston	1/4/12	1	vs.	Portland	3/30/12
MARGIN OF VICTORY (A)	26	at	Washington	2/4/12	1	at	Philadelphia	2/10/12
MARGIN OF DEFEAT (H)	21	vs.	Denver	2/2/12	3 (2)	vs.	San Antonio	2/18/12
MARGIN OF DEFEAT (A)	29	at	Utah	1/17/12	1 (2)	at	New Jersey	3/7/12

TEAM HIGHS AND LOWS

OPPONENTS	HIGHS				LOWS			
POINTS - GAME	115	at	San Antonio	12/28/11	71	at	Portland	2/16/12
POINTS - HALF	66 (1st)	at	Oklahoma City	3/21/12	25 (2nd)	vs.	Oklahoma City	4/16/12
POINTS - QUARTER	38 (3rd)	at	San Antonio	12/28/11	9 (4th)	vs.	Detroit	3/18/12
POINTS - OVERTIME	8 (2)	vs.	San Antonio	2/18/12	3	vs.	Miami	1/11/12
FG MADE - GAME	45	at	San Antonio	12/28/11	26	at	Charlotte	2/11/12
FG MADE - HALF	27 (2) (1st)	vs.	Lakers	4/4/12	9 (2nd)	vs.	Oklahoma City	4/16/12
FG MADE - QUARTER	16 (3rd)	at	San Antonio	12/28/11	3 (7) (4th)	vs.	New Orleans	4/22/12
FG ATT - GAME	92	vs.	San Antonio	2/18/12	59	at	New Orleans	3/22/12
FG ATT - HALF	48 (3) (1st)	vs.	Lakers	4/4/12	27 (2nd)	at	New Orleans	3/22/12
FG ATT - QUARTER	27 (3) (1st)	at	Phoenix	3/2/12	6 (4th)	at	Golden State	12/25/11
FG% - GAME	.576	at	New Orleans	3/22/12	.350	at	Phoenix	3/2/12
FG% - HALF	.625 (2) (1st)	at	New Orleans	3/22/12	.270 (2nd)	at	Minnesota	4/12/12
FG% - QUARTER	.786 (4th)	vs.	Minnesota	2/28/12	.158 (2nd)	vs.	Phoenix	3/28/12
FT MADE - GAME	33	at	Charlotte	2/11/12	10 (2)	at	Dallas	4/2/12
FT MADE - HALF	22 (2) (2nd)	at	Charlotte	2/11/12	0 (1st)	vs.	San Antonio	2/18/12
FT MADE - QUARTER	18 (4th)	at	Charlotte	2/11/12	0 (13) (2nd)	at	New York	4/25/12
FT ATT - GAME	43	at	Charlotte	2/11/12	14 (2)	at	Atlanta	4/24/12
FT ATT - HALF	30 (2nd)	at	Charlotte	2/11/12	2 (3) (1st)	vs.	Golden State	3/11/12
FT ATT - QUARTER	25 (4th)	at	Charlotte	2/11/12	0 (7) (1st)	at	Dallas	4/2/12
FT% - GAME	1.00 (15-15)	at	San Antonio	12/28/11	.524	vs.	San Antonio	2/18/12
FT% - HALF	1.00 (11) (9-9) (1st)	vs.	Memphis	3/24/12	.000 (0-2) (1st)	vs.	San Antonio	2/18/12
FT% - QUARTER	1.00 (58) (6-6) (4th)	at	Atlanta	4/24/12	.000 (13) (0-1) (2nd)	at	New York	4/25/12
3-FG MADE - GAME	15	vs.	Golden State	4/14/12	1	at	Charlotte	2/11/12
3-FG MADE - HALF	8 (2nd)	vs.	Denver	2/2/12	0 (6) (2nd)	vs.	Oklahoma City	4/16/12
3-FG MADE - QUARTER	5 (3) (3rd)	vs.	San Antonio	2/18/12	0 (47) (4th)	vs.	New Orleans	4/22/12
3-FG ATT - GAME	31	vs.	Golden State	4/14/12	5	at	New Orleans	3/22/12
3-FG ATT - HALF	18 (1st)	vs.	Golden State	4/14/12	2 (1st)	at	New Orleans	3/22/12
3-FG ATT - QUARTER	14 (1st)	at	San Antonio	12/28/11	0 (3) (2nd)	at	New Orleans	3/22/12
REBOUNDS - GAME	52	at	Phoenix	3/2/12	31	vs.	Boston	3/12/12
REBOUNDS - HALF	30 (1st)	at	Golden State	12/25/11	12 (2nd)	at	Phoenix	4/19/12
REBOUNDS - QUARTER	18 (1st)	at	Phoenix	3/2/12	2 (4th)	vs.	Oklahoma City	4/16/12
OFF. REB. - GAME	18	at	Sacramento	4/5/12	6 (5)	at	New Orleans	3/22/12
OFF. REB. - HALF	11 (3) (1st)	at	Phoenix	4/19/12	0 (2nd)	at	Phoenix	4/19/12
DEF. REB. - GAME	39	at	Utah	1/17/12	19	at	Washington	2/4/12
DEF. REB. - HALF	22 (2nd)	vs.	Detroit	3/18/12	7 (2nd)	at	Washington	2/4/12
ASSISTS - GAME	29	vs.	Chicago	12/30/11	12	vs.	Oklahoma City	4/16/12
ASSISTS - HALF	17 (2) (1st)	vs.	Houston	3/17/12	3 (2nd)	vs.	Oklahoma City	4/16/12
ASSISTS - QUARTER	11 (2nd)	vs.	Denver	2/2/12	1 (6) (4th)	vs.	New Orleans	4/22/12
STEALS - GAME	15	vs.	Toronto	1/22/12	2 (5)	vs.	Phoenix	3/28/12
STEALS - HALF	10 (1st)	vs.	Toronto	1/22/12	0 (10) (1st)	vs.	Lakers	4/4/12
STEALS - QUARTER	5 (5) (4th)	vs.	Sacramento	4/7/12	0 (63) (1st)	at	Atlanta	4/24/12
BLOCKS - GAME	10	at	Oklahoma City	4/11/12	0	vs.	Houston	1/4/12
BLOCKS - HALF	8 (2nd)	at	Oklahoma City	3/21/12	0 (16) (1st)	at	New York	4/25/12
BLOCKS - QUARTER	6 (1st)	at	Sacramento	4/5/12	0 (100) (3rd)	at	New York	4/25/12
TURNOVERS - GAME	27	vs.	New Orleans	3/26/12	4	at	Charlotte	2/11/12
TURNOVERS - HALF	14 (1st)	vs.	New Orleans	3/26/12	1 (2nd)	at	Charlotte	2/11/12
PERS. FOULS - GAME	32	at	Golden State	12/25/11	10	at	Dallas	4/2/12
POINTS IN THE PAINT	62	at	Denver	1/29/12	22 (2)	at	Dallas	4/2/12
2ND CHANCE POINTS	23	at	Atlanta	4/24/12	4 (2)	vs.	Houston	3/17/12
FAST BREAK POINTS	27	at	Utah	1/17/12	2 (2)	at	Minnesota	4/12/12

INDIVIDUAL HIGHS

CLIPPERS INDIVIDUAL HIGHS

POINTS - GAME	36	Blake Griffin	at	Atlanta	4/24/12
	36	Chris Paul	at	San Antonio	3/9/12
	36	Chris Paul	vs.	Denver	2/22/12
POINTS - HALF	24	Chris Paul	vs.	New Orleans	4/22/12
	24	Blake Griffin	vs.	Minnesota	2/28/12
POINTS - QUARTER	19 (4th)	Mo Williams	vs.	Toronto	1/22/12
POINTS - OT	9	Chris Paul	vs.	Detroit	3/18/12
FG MADE	17	Blake Griffin	at	Atlanta	4/24/12
FG ATTEMPTED	25	Blake Griffin	vs.	Chicago	12/30/11
FT MADE	17	Chris Paul	vs.	New Orleans	4/22/12
FT ATTEMPTED	19	Chris Paul	vs.	New Orleans	4/22/12
3-FG MADE	8	Randy Foye	at	Dallas	4/2/12
3-FG ATTEMPTED	15	Randy Foye	at	Dallas	4/2/12
TOTAL REBOUNDS	20	Blake Griffin	vs.	San Antonio	2/18/12
OFF. REBOUNDS	10	DeAndre Jordan	at	Memphis	4/9/12
DEF. REBOUNDS	13 (2)	Blake Griffin	at	Dallas	4/2/12
ASSISTS	16	Chris Paul	vs.	Lakers	4/4/12
STEALS	8	Chris Paul	vs.	New Orleans	4/22/12
BLOCKS	8	DeAndre Jordan	at	Golden State	12/25/11
TURNOVERS	5 (12)	Caron Butler	at	Sacramento	4/5/12
	5 (12)	Chris Paul	at	Sacramento	4/5/12

OPPONENTS INDIVIDUAL HIGHS

POINTS - GAME	42	Kobe Bryant	vs.	Lakers	1/14/12
POINTS - HALF	31	Kobe Bryant	vs.	Lakers	1/14/12
POINTS - QUARTER	21 (3rd)	Kobe Bryant	vs.	Lakers	1/14/12
POINTS - OT	6	Greg Monroe	vs.	Detroit	3/18/12
FG MADE	15	Dwight Howard	at	Orlando	2/6/12
FG ATTEMPTED	28	Kobe Bryant	vs.	Lakers	1/14/12
FT MADE	13	Russell Westbrook	at	Oklahoma City	4/11/12
FT ATTEMPTED	17	LeBron James	vs.	Miami	1/11/12
3-FG MADE	6	Joe Johnson	at	Atlanta	4/24/12
3-FG ATTEMPTED	11	Channing Frye	vs.	Phoenix	3/28/12
TOTAL REBOUNDS	20	DeMarcus Cousins	vs.	Sacramento	4/7/12
OFF. REBOUNDS	8	Jason Thompson	at	Sacramento	4/5/12
DEF. REBOUNDS	14	DeMarcus Cousins	vs.	Sacramento	4/7/12
ASSISTS	16	Derrick Rose	vs.	Chicago	12/30/11
STEALS	5	Russell Westbrook	vs.	Oklahoma City	1/30/12
BLOCKS	4	Andrew Bynum	vs.	Lakers	4/4/12
	4	Chris Kaman	at	New Orleans	3/22/12
	4	Andrew Bynum	at	Lakers	1/25/12
TURNOVERS	7 (4)	Jose Barea	at	Minnesota	4/12/12

CLIPPERS' RECORD WHEN THEY

	HOME	ROAD	OVERALL
Led after the 1st quarter	19-5	7-6	26-11
Trailed after the 1st quarter	4-4	9-10	13-14
Tied after the 1st quarter	1-0	0-1	1-1
Led after the 2nd quarter	18-4	5-3	23-7
Trailed after the 2nd quarter	6-5	10-12	16-17
Tied after the 2nd quarter	0-0	1-2	1-2
Led after the 3rd quarter	20-3	10-4	30-7
Trailed after the 3rd quarter	2-6	5-13	7-19
Tied after the 3rd quarter	2-0	1-0	3-0
Shot equal or higher FG% than opponent	21-3	12-7	33-10
Shot a lower FG% than opponent	3-6	4-10	7-16
Shot 50% FG or better	9-1	3-1	12-2
Shot between 40-49%	15-7	11-11	26-18
Shot under 40%	0-1	2-5	2-6
Made equal or more 3PT than opponent	18-4	12-10	30-14
Made fewer 3PT than opponent	6-5	4-7	10-12
Attempted equal or more FT than opponent	13-2	6-7	19-9
Attempted fewer FT than opponent	11-7	10-10	21-17
Have equal or more rebounds	14-7	11-10	25-17
Opponent outrebounds Clippers	10-2	5-7	15-9
Have equal or more assists	19-2	8-4	27-6
Opponent records more assists	5-7	8-13	13-20
Have equal or more turnovers	5-4	6-5	11-9
Have fewer turnovers than opponent	19-5	10-12	29-17
Clippers score less than 80 points	0-0	2-2	2-2
Clippers score 80-89 points	1-2	0-2	1-4
Clippers score 90-99 points	10-4	3-11	13-15
Clippers score 100-109 points	10-3	9-2	19-5
Clippers score 110-119 points	3-0	1-0	4-0
Clippers score 120+ points	0-0	1-0	1-0
Opponent scores less than 80 points	1-0	3-0	4-0
Opponent scores 80-89 points	11-0	5-1	16-1
Opponent scores 90-99 points	10-3	2-8	12-11
Opponent scores 100-109 points	2-3	6-6	8-9
Opponent scores 110-119 points	0-3	0-2	0-5
Opponent scores 120+ points	0-0	0-0	0-0
6 or more Clips in double figures	3-2	3-0	6-2
5 Clips in double figures	9-3	4-6	13-9
4 Clips in double figures	9-3	7-6	16-9
3 or less Clips in double figures	3-1	2-5	5-6
Outscore opponents bench	6-3	4-6	10-9
Outscored by opponents bench	18-6	12-11	30-17
vs. teams .500+ (Day of game)	13-6	11-12	24-18
vs. teams sub .500 (Day of game)	11-3	5-5	16-8
Lawler's Law (First to 100 wins)	19-0	17-2	36-2

CLIPPERS TOP PERFORMANCES

POINTS

INDIVIDUAL	36	Blake Griffin	at	Atlanta	4/24/12
	36	Chris Paul	at	San Antonio	3/9/12
	36	Chris Paul	vs.	Denver	2/22/12
	34	Chris Paul	at	Atlanta	4/24/12
	34	Chris Paul	at	Utah	2/1/12
	34	Blake Griffin	vs.	Chicago	12/30/11
TEAM	120		at	San Antonio	3/9/12
	117		vs.	Houston	1/4/12
	112		vs.	Golden State	4/14/12
	112		vs.	Oklahoma City	1/30/12
	111		at	Charlotte	2/11/12

FIELD GOALS MADE

INDIVIDUAL	17	Blake Griffin	at	Atlanta	4/24/12
	15	Chris Paul	at	Utah	2/1/12
	14	Blake Griffin	at	Utah	2/1/12
	14	Blake Griffin	vs.	Chicago	12/30/11
TEAM	47		vs.	Houston	1/4/12
	45		at	Washington	2/4/12
	45		vs.	Oklahoma City	1/30/12
	44	3 times, most recent:	vs.	Golden State	4/14/12

FIELD GOALS ATTEMPTED

INDIVIDUAL	25	Blake Griffin	vs.	Chicago	12/30/11
	24	Chris Paul	at	Utah	2/1/12
	23	Randy Foye	at	New York	4/25/12
	23	Blake Griffin	at	Atlanta	4/24/12
	23	Blake Griffin	vs.	Miami	1/11/12
TEAM	95		vs.	Lakers	4/4/12
	92		at	Sacramento	3/1/12
	91		at	Minnesota	4/12/12
	90		at	New Orleans	3/22/12

3-POINT FIELD GOALS MADE

INDIVIDUAL	8	Randy Foye	at	Dallas	4/2/12
	7	Randy Foye	vs.	Sacramento	4/7/12
	7	Mo Williams	at	San Antonio	3/9/12
	6	3 times, most recently by: Randy Foye	vs.	New Orleans	4/22/12
TEAM	14		at	Denver	4/18/12
	14		at	San Antonio	3/9/12
	14		at	Denver	1/29/12
	13		at	Orlando	2/6/12
	13		vs.	Oklahoma City	1/30/12

3-POINT FIELD GOALS ATTEMPTED

INDIVIDUAL	15	Randy Foye	at	Dallas	4/2/12
	12	Randy Foye	at	New York	4/25/12
	12	Randy Foye	vs.	New Orleans	4/22/12
	12	Chauncey Billups	at	Denver	1/29/12
TEAM	32		at	Dallas	4/2/12
	31		at	Minnesota	4/12/12
	31		at	Orlando	2/6/12
	30		at	Denver	1/29/12
	28		vs.	New Orleans	4/22/12

FREE THROWS MADE

INDIVIDUAL	17	Chris Paul	vs.	New Orleans	4/22/12
	11	Chris Paul	vs.	Denver	2/22/12
	10	4 times, most recently by: Chris Paul	at	Atlanta	4/24/12
TEAM	34		vs.	New Orleans	4/22/12
	26		vs.	Milwaukee	1/7/12
	25	3 times, most recent:	at	Cleveland	2/8/12

FREE THROWS ATTEMPTED

INDIVIDUAL	19	Chris Paul	vs.	New Orleans	4/22/12
	17	Blake Griffin	at	New Jersey	3/7/12
	15	Blake Griffin	vs.	Golden State	3/11/12
	14	Blake Griffin	at	New York	4/25/12
	14	Blake Griffin	vs.	Minnesota	2/28/12
	14	Blake Griffin	vs.	Toronto	1/22/12
TEAM	43		vs.	New Orleans	4/22/12
	40		vs.	Toronto	1/22/12
	40		vs.	Milwaukee	1/7/12
	38		at	Golden State	12/25/11

CLIPPERS TOP PERFORMANCES

TOTAL REBOUNDS

INDIVIDUAL	20	Blake Griffin	vs.	San Antonio	2/18/12
	17	Blake Griffin	at	New Jersey	3/7/12
	17	Blake Griffin	vs.	Dallas	1/18/12
	16	3 times, most recently by: Blake Griffin	at	Dallas	4/2/12
TEAM	53		vs.	San Antonio	2/18/12
	53		at	Washington	2/4/12
	52		at	Minnesota	3/5/12
	51		vs.	Washington	2/15/12
	50	3 times, most recent:	at	Dallas	2/13/12

OFFENSIVE REBOUNDS

INDIVIDUAL	10	DeAndre Jordan	at	Memphis	4/9/12
	9	DeAndre Jordan	vs.	Denver	2/22/12
	8	3 times, most recently by: Blake Griffin	at	Minnesota	4/12/12
TEAM		22	at	New Orleans	3/22/12
		20	vs.	Boston	3/12/12
		19	vs.	Houston	3/17/12
		19	vs.	Washington	2/15/12
		18	vs.	Lakers	4/4/12

DEFENSIVE REBOUNDS

INDIVIDUAL	13	Blake Griffin	at	Dallas	4/2/12
	13	Blake Griffin	vs.	San Antonio	2/18/12
	12	Blake Griffin	vs.	Sacramento	4/7/12
	12	Blake Griffin	vs.	Dallas	1/18/12
TEAM	40		vs.	San Antonio	2/18/12
	39		at	Dallas	2/13/12
	38		at	Utah	2/1/12
	37		at	Houston	3/4/12
	37		at	Charlotte	2/11/12

ASSISTS

INDIVIDUAL	16	Chris Paul	vs.	Lakers	4/4/12
	15	3 times, most recently by: Chris Paul	vs.	Sacramento	4/7/12
TEAM	34		vs.	Sacramento	4/7/12
	32		at	Washington	2/4/12
	30		at	Sacramento	3/1/12
	30		vs.	Houston	1/4/12

STEALS

INDIVIDUAL	8	Chris Paul	vs.	New Orleans	4/22/12
	7	Chris Paul	vs.	Sacramento	4/7/12
	5	4 times, most recently by: Chris Paul	at	Sacramento	4/5/12
TEAM	16		vs.	Sacramento	4/7/12
	14		vs.	New Orleans	3/26/12
	14		vs.	Toronto	1/22/12
	13		vs.	New Orleans	4/22/12

BLOCKED SHOTS

INDIVIDUAL	8	DeAndre Jordan	at	Golden State	12/25/11
	6	DeAndre Jordan	vs.	Miami	1/11/12
	5	3 times, most recently by: DeAndre Jordan	vs.	Denver	2/2/12
TEAM	11		at	Denver	1/29/12
	10		at	Portland	2/16/12
	9	4 times, most recent:	vs.	Golden State	4/14/12

TURNOVERS

INDIVIDUAL	5	12 times, most recenlty by: Caron Butler	at	Sacramento	4/5/12
		Chris Paul	at	Sacramento	4/5/12
TEAM	23		at	Washington	2/4/12
	21		vs.	Portland	1/1/12
	20		vs.	Toronto	1/22/12

OPPONENTS TOP PERFORMANCES

POINTS

INDIVIDUAL	42	Kobe Bryant	vs.	Lakers	1/14/12
	39	Kevin Love	at	Minnesota	3/5/12
	36	Andrew Bynum	vs.	Lakers	4/4/12
	36	Kevin Durant	vs.	Oklahoma City	1/30/12
	33	Dwight Howard	at	Orlando	2/6/12
TEAM	115		at	San Antonio	12/28/11
	114		at	Oklahoma City	3/21/12
	114		vs.	Chicago	12/30/11
	113		vs.	Lakers	4/4/12
	112		vs.	Denver	2/2/12

FIELD GOALS MADE

INDIVIDUAL	15	Dwight Howard	at	Orlando	2/6/12
	14	Kevin Durant	vs.	Oklahoma City	1/30/12
	14	Kobe Bryant	vs.	Lakers	1/14/12
	13	6 times, most recently by: Kobe Bryant	vs.	Lakers	4/4/12
		Andrew Bynum	vs.	Lakers	4/4/12
TEAM	45		at	San Antonio	12/28/11
	43		at	Atlanta	4/24/12
	43		vs.	Lakers	4/4/12
	42		at	Oklahoma City	3/21/12
	42		at	Denver	1/29/12

FIELD GOALS ATTEMPTED

INDIVIDUAL	28	Kobe Bryant	vs.	Lakers	1/14/12
	26	Russell Westbrook	vs.	Oklahoma City	1/30/12
	25	Kevin Love	at	Minnesota	3/5/12
	23	Kevin Durant	vs.	Oklahoma City	1/30/12
	22	3 times, most recently by: Al Jefferson	vs.	Utah	3/31/12
TEAM	92		vs.	San Antonio	2/18/12
	86		at	Atlanta	4/24/12
	86		at	Houston	3/4/12
	86		at	Orlando	2/6/12
	85		at	Denver	1/29/12

3-POINT FIELD GOALS MADE

INDIVIDUAL	6	Joe Johnson	at	Atlanta	4/24/12
	5	4 times, most recently by: Kevin Love	at	Minnesota	3/5/12
TEAM	15		vs.	Golden State	4/14/12
	12	4 times, most recent:	at	Oklahoma City	4/11/12

3-POINT FIELD GOALS ATTEMPTED

INDIVIDUAL	11	Channing Frye	vs.	Phoenix	3/28/12
	10	3 times, most recently by: Kevin Love	at	Minnesota	3/5/12
TEAM	31		vs.	Golden State	4/14/12
	30		at	San Antonio	3/9/12
	30		at	Orlando	2/6/12
	28		at	Minnesota	3/5/12
	28		vs.	San Antonio	2/18/12

FREE THROWS MADE

INDIVIDUAL	13	Russell Westbrook	at	Oklahoma City	4/11/12
	12	Kobe Bryant	vs.	Lakers	1/14/12
	11	4 times, most recently by: Kevin Durant	at	Oklahoma City	3/21/12
TEAM	33		at	Charlotte	2/11/12
	29		vs.	Chicago	12/30/11
	27		at	New Orleans	3/22/12
	27		at	Utah	1/17/12

FREE THROWS ATTEMPTED

INDIVIDUAL	17	LeBron James	vs.	Miami	1/11/12
	15	Russell Westbrook	at	Oklahoma City	4/11/12
	15	Dirk Nowitzki	at	Dallas	2/13/12
	14	Kobe Bryant	vs.	Lakers	1/14/12
TEAM	43		at	Charlotte	2/11/12
	36		at	Utah	2/1/12
	34	4 times, most recent:	vs.	New Orleans	4/22/12

OPPONENTS TOP PERFORMANCES

TOTAL REBOUNDS

INDIVIDUAL	20	DeMarcus Cousins	vs.	Sacramento	4/7/12
	17	Kevin Love	at	Minnesota	3/5/12
	17	Tim Duncan	vs.	San Antonio	2/18/12
	16	Jason Thompson	at	Sacramento	4/5/12
	16	Andrew Bynum	vs.	Lakers	1/14/12
TEAM	52		at	Phoenix	3/2/12
	50		vs.	Miami	1/11/12
	49		at	Oklahoma City	3/21/12
	48	3 times, most recent:	at	Memphis	4/9/12

OFFENSIVE REBOUNDS

INDIVIDUAL	8	Jason Thompson	at	Sacramento	4/5/12
	7	Kevin Love	at	Minnesota	3/5/12
	6	6 times, most recently by: DeMarcus Cousins	vs.	Sacramento	4/7/12
TEAM	18		at	Sacramento	4/5/12
	17		at	Golden State	12/25/11
	16		vs.	Oklahoma City	4/16/12
	15	4 times, most recent:	at	Memphis	4/9/12

DEFENSIVE REBOUNDS

INDIVIDUAL	14	DeMarcus Cousins	vs.	Sacramento	4/7/12
	12	Kevin Love	vs.	Minnesota	1/20/12
	11	7 times, most recently by: Channing Frye	at	Phoenix	3/2/12
TEAM	39		at	Utah	1/17/12
	37		at	Phoenix	3/2/12
	37		vs.	Miami	1/11/12
	36		at	San Antonio	12/28/11
	35		at	Oklahoma City	3/21/12

ASSISTS

INDIVIDUAL	16	Derrick Rose	vs.	Chicago	12/30/11
	15	Steve Nash	vs.	Phoenix	3/28/12
	14	Goran Dragic	vs.	Houston	3/17/12
	13	Ramon Sessions	at	Cleveland	2/8/12
TEAM	29		vs.	Chicago	12/30/11
	28		vs.	Denver	2/2/12
	27	3 times, most recent:	vs.	Minnesota	2/28/12

STEALS

INDIVIDUAL	5	Russell Westbrook	vs.	Oklahoma City 1/30/12	
	4	5 times, most recently by: J.R. Smith	at	New York	4/25/12
TEAM	15		vs.	Toronto	1/22/12
	11		at	Dallas	2/13/12
	10	4 times, most recent:	vs.	Sacramento	4/7/12

BLOCKED SHOTS

INDIVIDUAL	4	Andrew Bynum	vs.	Lakers	4/4/12
	4	Chris Kaman	at	New Orleans	3/22/12
	4	Andrew Bynum	at	Lakers	1/25/12
	3	15 times, most recently by: Jason Smith	vs.	New Orleans	4/22/12
TEAM	10		at	Oklahoma City	4/11/12
	9		at	Sacramento	4/5/12
	9		at	Oklahoma City	3/21/12
	9		at	Sacramento	3/1/12
	8	8 times, most recent:	vs.	Lakers	4/4/12

TURNOVERS

INDIVIDUAL	7	Jose Barea	at	Minnesota	4/12/12
	7	Chris Kaman	at	New Orleans	3/22/12
	7	Steve Nash	at	Phoenix	3/2/12
	7	Kobe Bryant	at	Lakers	1/25/12
TEAM	27		vs.	New Orleans	3/26/12
	21		vs.	Portland	1/1/12
	20		at	New Orleans	3/22/12
	19	4 times, most recent:	vs.	New Orleans	4/22/12

2011-12 TRANSACTIONS

2011

June 13:	Exercised fourth-year contract option F Blake Griffin and third-year contract options on F Al-Farouq Aminu and G Eric Bledsoe
June 23:	Selected F Trey Thompkins from Georgia with the 37th overall pick in the NBA Draft. Selected G Travis Leslie with the 47th overall pick of the Draft
Dec. 9:	Signed free agent F Caron Butler
Dec. 9:	Signed free agents G Blake Ahearn, G Courtney Fortson, F Marcus Hubbard, F Adam Koch, F Renaldo Major
Dec. 12:	Claimed G Chauncey Billups off waivers
Dec. 12:	Re-signed restricted free agent C DeAndre Jordan, matched Golden State offer sheet
Dec. 14:	Acquired G Chris Paul and two future second round picks from New Orleans in exchange for G Eric Gordon, C Chris Kaman, F Al-Farouq Aminu and 2012 first round draft pick
Dec. 19:	Waived G Willie Warren, G Blake Ahearn, F Adam Koch and F Renaldo Major
Dec. 22:	Waived G Courtney Fortson and F Marcus Hubbard
Dec. 22:	Signed free agent F Reggie Evans

2012

Jan. 3:	Signed free agent F Solomon Jones
Jan. 16:	Signed free agent G Courtney Fortson
Jan. 21:	Waived G Courtney Fortson
Feb. 3:	Signed free agent F Kenyon Martin
Feb. 5:	Waived F Solomon Jones
Feb. 27:	Signed F Bobby Simmons to 10-day contract
March 9:	Signed F Bobby Simmons to 2nd 10-day contract
March 15:	Acquired G Nick Young from Washington in exchange for F Brian Cook and a future 2nd round pick as part of a three-team trade with Washington and Denver. The Wizards sent F JaVale McGee and F Ronny Turiaf to the Nuggets in exchange for C Nene
March 24:	Re-signed free agent F Bobby Simmons for remainder of season

GAMES MISSED DUE TO INJURY/ILLNESS

PLAYER	NUMBER OF INJURY	GAMES	(RECORD)	DATES
Chauncey Billups	Sore Right Groin	2	(1-1)	12/30/11 - 1/1/12
	Ruptured Left Achilles	44	(25-19)	2/8/12 - 4/25/12
Eric Bledsoe	Torn Right Lateral Meniscus	16	(10-6)	12/25/11 - 1/26/12
Caron Butler	Hyperextended Right Knee	1	(0-1)	1/20/12
	Sore Lower Back	1	(1-0)	2/1/12
Brian Cook	Left Ankle Sprain	3	(2-1)	1/16/12 - 1/18/12
Reggie Evans	Sprained Right Foot	5	(3-2)	12/25/11 - 1/4/12
	Flu-Like Symptoms	2	(1-1)	4/18/12 - 4/19/12
Kenyon Martin	Sore Ribs	2	(1-1)	3/9/12 - 3/11/12
Chris Paul	Strained Left Hamstring	5	(3-2)	1/16/12 - 1/22/12
	Mild Left Groin Strain	1	(0-1)	4/25/12
Mo Williams	Sore Right Foot	3	(2-1)	1/14/12 - 1/17/12
	Sprained Left Big Toe	11	(9-2)	3/24/12 - 4/11/12
Nick Young	Flu-Like Symptoms	1	(1-0)	4/22/12
TEAM TOTAL:	**96 Games**			

RECORD BOOK



On April 30, 2012, on the road in Memphis, the Clippers stormed back from a 27-point second half deficit to stun the Memphis Grizzlies 99-98 in Game 1 of their Western Conference First Round Playoff Series. At the end of the third quarter the Clippers trailed by 21 points, 85-64 before mounting their comeback. In the shot clock era, the Clippers comeback from down 21 entering the fourth quarter is tied for the largest in NBA playoff history.

FRANCHISE CAREER LEADERS

POINTS

Randy Smith	12,735
Bob McAdoo	9,434
Elton Brand	9,336
Corey Maggette	8,835
Danny Manning	7,120
Loy Vaught	6,614
Ken Norman	6,432
Ron Harper	5,853

SCORING AVERAGE

(Min. 200 games or 4,000 points)

World B. Free	29.4
Bob McAdoo	28.2
Elton Brand	20.3
Ron Harper	19.3
Danny Manning	19.1
Charles Smith	18.4

GAMES PLAYED

Randy Smith	715
Eric Piatkowski	616
Loy Vaught	558
Corey Maggette	512
Chris Kaman	493
Elton Brand	459
Gary Grant	446

MINUTES PLAYED

Randy Smith	24,393
Elton Brand	17,595
Corey Maggette	15,780
Chris Kaman	14,662
Ken Norman	13,584
Bob McAdoo	13,381
Benoit Benjamin	12,724

FIELD GOALS MADE

Randy Smith	5,214
Bob McAdoo	3,697
Elton Brand	3,549
Loy Vaught	2,890
Danny Manning	2,848
Ken Norman	2,783
Corey Maggette	2,673

FIELD GOALS ATT.

Randy Smith	11,035
Bob McAdoo	7,396
Elton Brand	6,902
Corey Maggette	5,972
Loy Vaught	5,661
Ken Norman	5,553
Danny Manning	5,496

FIELD GOAL PCT.

(Minimum 1,800 attempts)

Swen Nater	.542
Derek Smith	.540
Blake Griffin	.524
Danny Manning	.518
Elton Brand	.514
Loy Vaught	.511
Jim McMillian	.509

FREE THROWS MADE

Corey Maggette	3,122
Randy Smith	2,304
Elton Brand	2,236
Bob McAdoo	2,040
Danny Manning	1,413
Charles Smith	1,335
Benoit Benjamin	1,272
World B. Free	1,226

FREE THROWS ATT.

Corey Maggette	3,791
Randy Smith	2,986
Elton Brand	2,972
Bob McAdoo	2,617
Danny Manning	1,906
Benoit Benjamin	1,741

FREE THROW PCT.

(Minimum 500 attempts)

Ernie DiGregorio	.906
Dick Garrett	.869
Sam Cassell	.859
Darrick Martin	.853
Jim McMillian	.853

3-POINT FG MADE

Eric Piatkowski	738
Corey Maggette	367
Quentin Richardson	364
Eric Gordon	356
Terry Dehere	262
Brent Barry	257
Cuttino Mobley	251

3-POINT FG ATT.

Eric Piatkowski	1,835
Corey Maggette	1,110
Quentin Richardson	1,039
Eric Gordon	949
Ron Harper	827
Terry Dehere	696

3-POINT FG PCT.

(Minimum 200 made)

Eric Piatkowski	.402
Brent Barry	.387
Terry Dehere	.376
Eric Gordon	.375
Cuttino Mobley	.367
Darrick Martin	.362

OFF. REBOUNDS*

Elton Brand	1,769
Loy Vaught	1,369
Swen Nater	1,191
Chris Kaman	1,091
Ken Norman	1,032
Michael Cage	1,019
Bob McAdoo	895

DEF. REBOUNDS*

Loy Vaught	3,102
Chris Kaman	3,018
Swen Nater	2,977
Elton Brand	2,941
Benoit Benjamin	2,716
Bob McAdoo	2,606
Ken Norman	1,884

TOTAL REBOUNDS

Elton Brand	4,710
Loy Vaught	4,471
Bob McAdoo	4,229
Swen Nater	4,168
Chris Kaman	4,109
Benoit Benjamin	3,538
Randy Smith	2,985

ASSISTS

Randy Smith	3,498
Gary Grant	2,810
Norm Nixon	2,540
Ron Harper	1,463
Ernie DiGregorio	1,457

BLOCKED SHOTS*

Benoit Benjamin	1,117
Elton Brand	1,039
Chris Kaman	707
Bob McAdoo	614
Michael Olowokandi	527
Gar Heard	477

PERSONAL FOULS

Randy Smith	2,018
Chris Kaman	1,473
Loy Vaught	1,451
Corey Maggette	1,446
Danny Manning	1,414
Elton Brand	1,413
Benoit Benjamin	1,288
Bob McAdoo	1,158

STEALS*

Randy Smith	1,072
Gary Grant	747
Ron Harper	606
Danny Manning	548
Loy Vaught	468
Corey Maggette	445

**Offensive and defensive rebounds statistic, as well as blocked shots and steals, were not recorded until the 1973-74 season*

HONORS AND RANKINGS

NBA MOST VALUABLE PLAYER

Bob McAdoo	1974-75

NBA ROOKIE OF THE YEAR

Blake Griffin	**2010-11**
Terry Cummings	1982-83
Adrian Dantley	1976-77
Ernie DiGregorio	1973-74
Bob McAdoo	1972-73

NBA MOST IMPROVED PLAYER

Bobby Simmons	2004-05

NBA EXECUTIVE OF THE YEAR

Elgin Baylor	2005-06
Eddie Donovan	1973-74

ALL-NBA SELECTION

Chris Paul (1st Team)	**2011-12**
Blake Griffin (2nd Team)	**2011-12**
Elton Brand (2nd Team)	2005-06
Dominique Wilkins (3rd Team)	1993-94
World B. Free (2nd Team)	1978-79
Randy Smith (2nd Team)	1975-76
Bob McAdoo (1st Team)	1974-75
Bob McAdoo (2nd Team)	1973-74

ALL-DEFENSIVE TEAM

Chris Paul (1st Team)	**2011-12**

ALL-ROOKIE TEAM

Blake Griffin (1st Team)	**2010-11**
Eric Bledsoe (2nd Team)	**2010-11**
Eric Gordon (2nd Team)	2008-09
Al Thornton (1st Team)	2007-08
Darius Miles (1t Team)	2000-01
Lamar Odom (1st Team)	**1999-00**
Michael Olowokandi (2nd Team)	1998-99
Maurice Taylor (2nd Team)	1997-98
Brent Barry (2nd Team)	1995-96
Charles Smith (1st Team)	1988-89
Terry Cummings (1st Team)	1982-83
Adrian Dantley (1st Team)	1976-77
John Shumate (1st Team)	1975-76
Ernie DiGregorio (1st Team)	1973-74
Bob McAdoo (1st Team)	1972-73
Elmore Smith (1st Team)	1971-72

NBA SPORTSMANSHIP AWARD

Chris Paul (Pacific Division)	**2011-12**
Elton Brand (Pacific Division)	2007
Elton Brand (Overall)	2006
Elton Brand (Pacific Division)	2004

NBA PLAYER OF THE WEEK

Chris Paul	**4/2/12**
Chris Kaman	1/10/10
Chris Kaman	11/9/09
Elton Brand	1/30/06
Elton Brand	12/12/05
Elton Brand	11/21/05
Elton Brand	1/4/04
Quentin Richardson	11/16/03
Elton Brand	12/9/01
Loy Vaught	2/24/97
Ron Harper	1/30/94
Danny Manning	3/1/92
Ron Harper	1/14/90
Derek Smith	11/3/85
Derek Smith	4/7/85
Derek Smith	12/16/84
Swen Nater	12/23/79

NBA PLAYER OF THE MONTH

Chris Paul	**April, 2012**
Freeman Williams	December, 1980
Elton Brand	November, 2005

ALL-STAR GAME PARTICIPANTS

Chris Paul	**2012**
Blake Griffin	**2012**
Blake Griffin	**2011**
Chris Kaman	2010
Elton Brand	2006
Elton Brand	2002
Danny Manning	1993, 1994
Marques Johnson	1986
Norm Nixon	1985
World B. Free	1980
Randy Smith	1976, 1978
Bob McAdoo	1974, 1975, 1976
Bob Kauffman	1971, 1972, 1973

NBA ALL-STAR GAME MVP

Randy Smith	1978

NBA ALL-STAR SLAM DUNK CHAMPION

Blake Griffin	**2011**
Brent Barry	1996

JEEP ALL-STAR HOOP IT UP PARTICIPANT

Marko Jaric	2003

RADIO SHACK SHOOTING STARS PARTICIPANT

Marko Jaric	2004

ROOKIE ALL-STAR GAME/ CHALLENGE PARTICIPANTS

Blake Griffin	**2012**
Blake Griffin	**2011**
Eric Bledsoe	**2011**
Eric Gordon	2010
Eric Gordon	2009
Al Thornton	2009
Marko Jaric	2004
Chris Kaman	2004
Marko Jaric	2003
Darius Miles	2002
Quentin Richardson	2002
Darius Miles	2001
Lamar Odom	**2001**
Quentin Richardson	2001
Lamar Odom	**2000**
Michael Olowokandi	2000
Maurice Taylor	1998
Lorenzen Wright	1997
Brent Barry	1996
Lamond Murray	1995

NBA ROOKIE OF THE MONTH

Blake Griffin	**November, 2010**
Blake Griffin	**December, 2010**
Blake Griffin	**January, 2011**
Blake Griffin	**February, 2011**
Blake Griffin	**March, 2011**
Blake Griffin	**April, 2011**
Eric Gordon	January, 2009
Shaun Livingston	April, 2005
Lamar Odom #	**November, 1999**
Charles Smith	April, 1989
Charles Smith	February, 1989
Benoit Benjamin	March, 1986
Terry Cummings	March, 1983
Terry Cummings	February, 1983
Terry Cummings	January, 1983
Terry Cummings	November, 1982
Tom Chambers*	January, 1982

NBA COACH OF THE MONTH

Larry Brown	March, 1992

NBA ALL-INTERVIEW TEAM

Elton Brand (1st Team)	2003-04
Elton Brand (2nd Team)	2001-02
Brian Williams (2nd Team)	1995-96
Bill Fitch (2nd Team)	1994-95
Dominique Wilkins (2nd Team)	1993-94
Doc Rivers (1st Team)	1991-92
Cedric Maxwell (2nd Team)	1986-87

***Bold** entries indicate current Clippers*
 # Shared with Adrian Griffin, Boston Celtics
** Shared with Jeff Ruland, Washington Bullets*

LOS ANGELES CLIPPERS RECORDS

POINTS

INDIVIDUAL	Season	1,953	Elton Brand		2005-06
	Game	52	Charles Smith	at Denver	12/1/90
	Half	32	Norm Nixon	vs. Dallas	1/19/85
	Quarter	23	Baron Davis	at Minnesota	1/29/10
TEAM	Season	8,907			1985-86
	Game	152		vs. Toronto	3/13/98
	Half	78		vs. Toronto	3/13/98
	Quarter	47		at San Antonio	3/7/86
	Overtime	23		vs. Phoenix	11/12/88

GAMES PLAYED

	Season	**82**	**Blake Griffin**		**2010-11**
			Rasual Butler		2009-10
			Chris Kaman		2003-04
			Darius Miles		2001-02
			Michael Olowokandi		2000-01
			Sean Rooks		2000-01
			Darrick Martin		1997-98
			Darrick Martin		1996-97
			Charles "Bo" Outlaw		1996-97
			Loy Vaught		1996-97
			Terry Dehere		1995-96
			Mark Jackson		1992-93
			Ron Harper		1991-92
			Danny Manning		1991-92
			James Donaldson		1984-85

MINUTES PLAYED

INDIVIDUAL	Season	3,144	Ron Harper		1991-92
	Game	58	Loy Vaught	vs. Boston (2OT)	2/17/95

FIELD GOALS MADE

INDIVIDUAL	Season	756	Elton Brand		2005-06
	Game	21	Danny Manning	at Chicago	12/7/93
	Half	15	Norm Nixon	vs. Dallas	1/19/85
	Quarter	9 (7)	Ken Norman	vs. Denver	3/27/89
TEAM	Season	3,391			1990-91
	Game	61		vs. Toronto	3/13/98
	Quarter	20 (4)		vs. Denver	4/10/85

FIELD GOALS ATTEMPTED

INDIVIDUAL	Season	1,435	Elton Brand		2005-06
	Game	32	Danny Manning	vs. New York	1/27/94
TEAM	Season	7,428			1988-89
	Game	127		vs. Golden State (OT)	2/16/89
	Quarter	35 (4)		at Golden State	4/14/03

LOS ANGELES CLIPPERS RECORDS

FIELD GOAL PERCENTAGE

INDIVIDUAL	Season	.637	James Donaldson (351-551)		1984-85
TEAM	Season	.495			1984-85
	Game	.693	61-88	vs. Toronto	3/13/98

3-POINT FIELD GOALS MADE

INDIVIDUAL	Season	145	Rasual Butler		2009-10
	Game	8	Randy Foye	at Dallas	4/2/12
	Half	6	Randy Foye	at Dallas	4/2/12
	Quarter	5	Quentin Richardson	vs. Portland	12/18/02
			Norm Nixon	at San Antonio	3/7/86
TEAM	Season	535			2008-09
	Game	16		at Memphis	2/6/09
	Half	10 (3)		vs. Oklahoma City	1/30/12
	Quarter	6 (9)		at Denver	1/29/12

3-POINT FIELD GOALS ATTEMPTED

INDIVIDUAL	Season	432	Rasual Butler		2009-10
	Game	15	Randy Foye	at Dallas	4/2/12
	Half	12	Randy Foye	at Dallas	4/2/12
	Quarter	7	Randy Foye	at Dallas	4/2/12
TEAM	Season	1,519			2010-11
	Game	37		vs. New York	2/11/09
	Half	23		at Dallas	4/2/12
	Quarter	15		at Dallas	4/2/12

3-POINT FIELD GOAL PERCENTAGE

INDIVIDUAL	Season	.466	Eric Piatkowski (111-238)	2001-02
TEAM	Season	.370	509-1,374	1995-96

FREE THROWS MADE

INDIVIDUAL	Season	563	Corey Maggette		2004-05
	Game	19	Corey Maggette	vs. Charlotte	2/26/07
			Corey Maggette	vs. Charlotte (2OT)	12/6/04
	Half	14	Charles Smith	at Denver	12/1/90
	Quarter	10	Lamar Odom	at Seattle	4/19/00
			Ron Harper	vs. Sacramento	2/23/93
			Michael Cage	at Boston	3/4/88
TEAM	Season	2,067			1985-86
	Game	47		at Golden State	12/10/91
	Half	30		vs. Sacramento	2/23/93
	Quarter	20		at New York	2/5/02

LOS ANGELES CLIPPERS RECORDS

FREE THROWS ATTEMPTED

INDIVIDUAL	Season	**695**	**Blake Griffin**		**2010-11**
	Game	24	Corey Maggette	at Lakers	4/12/07
	Half	**17**	**Blake Griffin**	**vs. Knicks**	**11/20/10**
			Elton Brand	at Milwaukee	2/21/04
			Charles Smith	at Denver	12/1/90
TEAM	Season	2,683			1985-86
	Game	57		vs. Denver	1/14/87
	Half	41		vs. Sacramento	2/23/93
	Quarter	26		vs. Sacramento	2/23/93

FREE THROW PERCENTAGE

INDIVIDUAL	Season	.893	Randy Foye (133-149)		2010-11
TEAM	Season	.791	1,694-2,142		2005-06
Game	Game	1.000	8-8	at Sacramento	3/1/12
			16-16	at Dallas	4/9/07
			22-22	at Charlotte	12/23/05
			12-12	vs. Portland	3/13/99
			18-18	vs. Houston	4/3/94
			10-10	at Detroit	1/3/90
			8-8	at Golden State	12/20/88
			19-19	at Seattle	12/2/88
			11-11	vs. Washington	12/15/84

OFFENSIVE REBOUNDS

INDIVIDUAL	Season	396	Elton Brand		2001-02
	Game	14	Michael Cage	vs. Boston	12/26/87
	Half	11	Michael Cage	vs. Boston	12/26/87
TEAM	Season	1,246			1990-91
	Game	32		vs. Golden State (OT)	2/16/89
	Half	20		vs. Boston	12/26/87

DEFENSIVE REBOUNDS

INDIVIDUAL	Season	864	Swen Nater		1979-80
	Game	25	Swen Nater	vs. Denver	12/14/79
	Half	18	Swen Nater	vs. Denver	12/14/79
TEAM	Season	2,704			2005-06
	Game	51		vs. Miami (2OT)	1/14/05
	Half	28 (1st)	at Indiana		11/25/09

LOS ANGELES CLIPPERS RECORDS

TOTAL REBOUNDS

INDIVIDUAL	Season	**989**	**Blake Griffin**		**2010-11**
	Game	30	Michael Cage	vs. Seattle	4/24/88
	Quarter	13	Lorenzen Wright	vs. Sacramento	3/11/99
			Michael Cage	vs. Houston	2/12/88
TEAM	Season	3,746			1990-91
	Game	68		vs. Denver	2/24/91
	Half	43		vs. Denver	2/24/91
	Quarter	25		at Sacramento	1/6/98

ASSISTS

INDIVIDUAL	Season	724	Mark Jackson		1992-93
	Game	21	Gary Grant	vs. Seattle	1/18/90
			Gary Grant	vs. Milwaukee	11/29/89
			Norm Nixon	vs. Detroit	3/18/85
	Half	15	Gary Grant	vs. Cleveland	3/10/89
	Quarter	10	Mark Jackson	at Detroit	3/23/94
TEAM	Season	2,242			1992-93
	Game	45		vs. Golden State	12/28/89
	Half	25		vs. Sacramento	3/15/92
	Quarter	16		at Detroit	3/23/94

STEALS

INDIVIDUAL	Season	177	Ron Harper		1992-93
	Game	9	Glenn "Doc" Rivers	vs. Phoenix	11/6/91
TEAM	Season	847			1992-93
	Game	22		at Phoenix	11/6/91

BLOCKS

INDIVIDUAL	Season	225	Benoit Benjamin		1987-88
	Game	10	Benoit Benjamin	vs. San Antonio	3/31/89
			Benoit Benjamin	vs. Milwaukee	1/29/88
TEAM	Season	540			2001-02
	Game	19		vs. Philadelphia	11/5/99
	Half	13		vs. Boston	12/30/92

TURNOVERS

INDIVIDUAL	Season	297	World B. Free		1978-79
	Game	10	Al Thornton	vs. Philadelphia	3/3/08
			Ron Harper	at Denver (OT)	3/12/91
			Gary Grant	vs. Golden State (OT)	4/13/89
TEAM	Season	1,666			1988-89
	Game	34		vs. Sacramento	12/4/87
				vs. New Jersey	1/28/87

SD/LA CLIPPERS RECORDS

POINTS

INDIVIDUAL	Season	2,244	World B. Free		1978-79
	Game	52	Charles Smith	at Denver	12/1/90
	Half	32	Norm Nixon	vs. Dallas	1/19/85
	Quarter	23	Baron Davis	at Minnesota	1/29/10
	Avg. Per Game	30.2	World B. Free		1979-80
TEAM	Season	9,278			1978-79
	Game	152		vs. Toronto	3/13/98
	Half	87		vs. Utah	4/14/84
	Quarter	53		vs. Houston	2/9/82
	Overtime	23		vs. Phoenix	11/12/88
	Avg. Per Game	113.1			1978-79
TEAM LOW	Season	4,519			1998-99
	Game	64		vs. Minnesota	1/15/03
	Half	19		at Lakers	12/14/99
	Quarter	3		at Lakers	12/14/99
	Overtime	0*		vs. Chicago (2 OT)	11/21/97
	Avg. Per Game	90.4			1998-99

GAMES PLAYED

INDIVIDUAL	Season	**82**	**Blake Griffin**	**2010-11**
			Rasual Butler	2009-10
			Chris Kaman	2003-04
			Darius Miles	2001-02
			Michael Olowokandi	2000-01
			Sean Rooks	2000-01
			Darrick Martin	1997-98
			Darrick Martin	1996-97
			Charles "Bo" Outlaw	1996-97
			Loy Vaught	1996-97
			Terry Dehere	1995-96
			Mark Jackson	1992-93
			Ron Harper	1991-92
			Danny Manning	1991-92
			James Donaldson	1984-85
			Norm Nixon	1983-84
			James Donaldson	1983-84
			Michael Brooks	1982-83
			Michael Brooks	1981-82
			Michael Brooks	1980-81
			Joe Bryant	1980-81
			Swen Nater	1980-81
			Freeman Williams	1980-81
			Freeman Williams	1979-80
			Nick Weatherspoon	1978-79
			Kermit Washington	1978-79
			Randy Smith	1978-79

MINUTES PLAYED

INDIVIDUAL	Season	3,144	Ron Harper		1991-92
	Game	58	Loy Vaught	vs. Boston (2OT)	2/17/95

** Indicates NBA record*

FRANCHISE RECORDS

POINTS

INDIVIDUAL	Season	2,831	Bob McAdoo		1974-75
	Game	52	Charles Smith	at Denver	12/1/90
			Bob McAdoo	at Seattle	3/17/76
			Bob McAdoo	vs. Boston	2/22/74
	Half	32	Norm Nixon	vs. Dallas	1/19/85
			Bob McAdoo	at Atlanta	2/15/76
			Bob McAdoo	at Cleveland (OT)	11/20/75
	Quarter	23	Baron Davis	at Minnesota	1/29/10
			Randy Smith	at Boston	10/20/72
	Avg. Per Game	34.5	Bob McAdoo		1974-75
TEAM	Season	9,278			1978-79
	Game	152		vs. Toronto	3/13/98
	Half	87		vs. Utah	4/14/84
	Quarter	58*		at Boston	10/20/72
	Overtime	23		vs. Phoenix	11/12/88
	Avg. Per Game	113.1			1978-79
TEAM LOW	Season	4,519			1998-99
	Game	63		vs. Milwaukee	10/21/72
	Half	19		at Lakers	12/14/99
	Quarter	3		at Lakers	12/14/99
	Overtime	0*		vs. Chicago (2 OT)	11/21/97
	Avg. Per Game	90.4			1998-99

GAMES PLAYED

INDIVIDUAL	Season	**82**	**Blake Griffin**		**2010-11**
			Rasual Butler		2009-10
			Chris Kaman		2003-04
			Darius Miles		2001-02
			Michael Olowokandi		2000-01
			Sean Rooks		2000-01
			Darrick Martin		1997-98
			Darrick Martin		1996-97
			Charles "Bo" Outlaw		1996-97
			Loy Vaught		1996-97
			Terry Dehere		1995-96
			Mark Jackson		1992-93
			Ron Harper		1991-92
			Danny Manning		1991-92
			James Donaldson		1984-85
			Norm Nixon		1983-84
			James Donaldson		1983-84
			Michael Brooks		1982-83
			Michael Brooks		1981-82
			Michael Brooks		1980-81
			Joe Bryant		1980-81
			Swen Nater		1980-81
			Freeman Williams		1980-81
			Freeman Williams		1979-80
			Nick Weatherspoon		1978-79
			Kermit Washington		1978-79
			Randy Smith		1978-79
			Randy Smith		1977-78
			Randy Smith		1976-77
			Randy Smith		1975-76
			Randy Smith		1974-75
			Bob McAdoo		1974-75
			Randy Smith		1973-74
			Jim McMillian		1973-74
			Randy Smith		1972-73

MINUTES PLAYED

INDIVIDUAL	Season	3,539	Bob McAdoo		1974-75
	Game	58	Loy Vaught	vs. Boston (2OT)	2/17/95

** Indicates NBA record*

SD/LA CLIPPERS RECORDS

FIELD GOALS MADE

INDIVIDUAL	Season	795	World B. Free		1978-79
	Game	22	Freeman Williams	at Phoenix	1/19/80
	Half	15	Norm Nixon	vs. Dallas	1/19/85
	Quarter	9 (7)	Ken Norman	vs. Denver	3/27/89
TEAM	Season	3,721			1978-79
	Game	61		vs. Toronto	3/13/98
	Half	35		vs. Utah	4/14/84
				vs. Denver	1/17/82
	Quarter	20 (4)		vs. Denver	4/10/85
TEAM LOW	Season	1,711			1998-99
	Game	21		at Utah	3/22/03

FIELD GOALS ATTEMPTED

INDIVIDUAL	Season	1,653	World B. Free		1978-79
	Game	34	Freeman Williams	vs. San Antonio	10/25/80
			Freeman Williams	at Phoenix	1/19/80
	Half	20	World B. Free	at Denver	3/30/79
TEAM	Season	7,706			1978-79
	Game	127		vs. Golden State (OT)	2/16/89
	Half	66		at Lakers	3/23/79
	Quarter	35 (4)		at Golden State	4/14/03
TEAM LOW	Season	4,007			1998-99
	Game	56		vs. Philadelphia	3/20/01

FIELD GOAL PERCENTAGE

INDIVIDUAL	Season	.637	James Donaldson (351-551)		1984-85
TEAM	Season	.500	3,552-7,101		1981-82
	Game	.693	61-88	vs. Toronto	3/13/98
TEAM LOW	Season	.426	2,877-6,757		1999-00
	Game	.263	21-80	at Utah	3/22/03

3-POINT FIELD GOALS MADE

INDIVIDUAL	Season	145	Rasual Butler		2009-10
	Game	8	Randy Foye	at Dallas	4/2/12
	Half	6	Randy Foye	at Dallas	4/2/12
	Quarter	5	Quentin Richardson	vs. Portland	12/18/02
		5	Norm Nixon	at San Antonio	3/7/86
TEAM	Season	535			2008-09
	Game	16		at Memphis	2/6/09
	Half	10 (3)		vs. Oklahoma City	1/30/12
	Quarter	6 (9)		at Denver	1/29/12
TEAM LOW	Season	24			1983-84
	Game	0	Several Times	vs. Charlotte	1/28/08

FIELD GOALS MADE

INDIVIDUAL	Season	1,095	Bob McAdoo		1974-75
	Game	22	Freeman Williams	at Phoenix	1/19/80
			Bob McAdoo	at Cleveland (OT)	11/20/75
			Bob McAdoo	at Houston	3/18/75
	Half	15	Norm Nixon	vs. Dallas	1/19/85
	Quarter	10	Bob McAdoo	vs. Boston (T)	12/9/73
TEAM	Season	3,728			1973-74
	Game	62		vs. Milwaukee	2/19/74
	Half	35		vs. Utah	4/14/84
				vs. Denver	1/17/82
				at Boston	10/20/72
	Quarter	23		at Boston	10/20/72
TEAM LOW	Season	1,711			1998-99
	Game	21		at Utah	3/22/03

FIELD GOALS ATTEMPTED

INDIVIDUAL	Season	2,138	Bob McAdoo		1974-75
	Game	36	Bob McAdoo	at Lakers	11/28/75
			Bob McAdoo	at Houston (SA)	3/28/73
	Half	20	World B. Free	at Denver	3/30/79
			Bob McAdoo	at Cleveland	11/20/75
			Bob McAdoo	at Houston (SA)	3/28/73
TEAM	Season	7,877			1972-73
	Game	127		vs. Golden State (OT)	2/16/89
	Half	66		at Lakers	3/23/79
	Quarter	35 (4)		at Golden State	4/14/03
TEAM LOW	Season	4,007			1998-99
	Game	56		vs. Philadelphia	3/20/01

FIELD GOAL PERCENTAGE

INDIVIDUAL	Season	.637	James Donaldson (351-551)		1984-85
TEAM	Season	.500	3,552-7,101		1981-82
	Game	.693	61-88	vs. Toronto	3/13/98
TEAM LOW	Season	.426	2,877-6,757		1999-00
	Game	.263	21-80	at Utah	3/22/03

3-POINT FIELD GOALS MADE

INDIVIDUAL	Season	145	Rasual Butler		2009-10
	Game	8	Randy Foye	at Dallas	4/2/12
	Half	6	Randy Foye	at Dallas	4/2/12
	Quarter	5	Quentin Richardson	vs. Portland	12/18/02
		5	Norm Nixon	at San Antonio	3/7/86
TEAM	Season	535			2008-09
	Game	16		at Memphis	2/6/09
	Half	10 (3)		vs. Oklahoma City	1/30/12
	Quarter	6 (9)		at Denver	1/29/12
TEAM LOW	Season	24			1983-84
	Game	0	Several Times	vs. Charlotte	1/28/08

SD/LA CLIPPERS RECORDS

3-POINT FIELD GOALS ATTEMPTED

INDIVIDUAL	Season	432	Rasual Butler		2009-10
	Game	15	Randy Foye	at Dallas	4/2/12
	Half	12	Randy Foye	at Dallas	4/2/12
	Quarter	7	Randy Foye	at Dallas	4/2/12
			Norm Nixon	at San Antonio	3/7/86
TEAM	Season	1,519			2010-11
	Game	37		vs. New York	2/11/09
	Half	23		at Dallas	4/2/12
	Quarter	15		at Dallas	4/2/12
TEAM LOW	Season	128			1983-84
	Game	0	Several Times	at Lakers	11/21/06

3-POINT FIELD GOAL PERCENTAGE

INDIVIDUAL	Season	.466	Eric Piatkowski (111-238)	2001-02
TEAM	Season	.370	509-1,374	1995-96
TEAM LOW	Season	.188	24-128	1983-84

FREE THROWS MADE

INDIVIDUAL	Season	654	World B. Free		1978-79
	Game	22	World B. Free	at Atlanta	1/13/79
	Half	14	Charles Smith	at Denver	12/1/90
	Quarter	**10**	**Lamar Odom**	**at Seattle**	**4/19/00**
			Ron Harper	vs. Sacramento	2/23/93
			Michael Cage	at Boston	3/4/88
			World B. Free	at Atlanta	1/13/79
TEAM	Season	2,067			1985-86
	Game	47		at Golden State	12/10/91
	Half	30		vs. Sacramento	2/23/93
	Quarter	20		at New York	2/5/02
TEAM LOW	Season	883			1998-99
	Game	3 (2)		at San Antonio	3/13/07

FREE THROWS ATTEMPTED

INDIVIDUAL	Season	865	World B. Free		1978-79
	Game	29	World B. Free	at Atlanta	1/13/79
	Half	**17**	**Blake Griffin**	**vs. Knicks**	**11/20/10**
			Elton Brand	at Milwaukee	2/21/04
			Charles Smith	at Denver	12/1/90
			World B. Free	at Atlanta	1/13/79
	Quarter	14	World B. Free	at Atlanta	1/13/79
TEAM	Season	2,683			1985-86
	Game	57		vs. Denver	1/14/87
				at Atlanta	1/13/79
				at New York	12/12/78
	Half	41		vs. Sacramento	2/23/93
	Quarter	26		vs. Sacramento	2/23/93
TEAM LOW	Season	1,225			1998-99
	Game	7 (2)		at San Antonio	3/13/07

3-POINT FIELD GOALS ATTEMPTED

INDIVIDUAL	Season	432	Rasual Butler		2009-10
	Game	15	Randy Foye	at Dallas	4/2/12
	Half	12	Randy Foye	at Dallas	4/2/12
	Quarter	7	Randy Foye	at Dallas	4/2/12
			Norm Nixon	at San Antonio	3/7/86
TEAM	Season	1,519			2010-11
	Game	37		vs. New York	2/11/09
	Half	23		at Dallas	4/2/12
	Quarter	15		at Dallas	4/2/12
TEAM LOW	Season	128			1983-84
	Game	0	Several Times	at Lakers	11/21/06

3-POINT FIELD GOAL PERCENTAGE

INDIVIDUAL	Season	.466	Eric Piatkowski (111-238)	2001-02
TEAM	Season	.370	509-1,374	1995-96
TEAM LOW	Season	.188	24-128	1983-84

FREE THROWS MADE

INDIVIDUAL	Season	654	World B. Free		1978-79
	Game	22	World B. Free	at Atlanta	1/13/79
	Half	14	Charles Smith	at Denver	12/1/90
	Quarter	**10**	**Lamar Odom**	**at Seattle**	**4/19/00**
			Ron Harper	vs. Sacramento	2/23/93
			Michael Cage	at Boston	3/4/88
			World B. Free	at Atlanta	1/13/79
TEAM	Season	2,067			1985-86
	Game	47		at Golden State	12/10/91
	Half	30		vs. Sacramento	2/23/93
	Quarter	20		at New York	2/5/02
TEAM LOW	Season	883			1998-99
	Game	3 (2)		at San Antonio	3/13/07

FREE THROWS ATTEMPTED

INDIVIDUAL	Season	865	World B. Free		1978-79
	Game	29	World B. Free	at Atlanta	1/13/79
	Half	**17**	**Blake Griffin**	**vs. Knicks**	**11/20/10**
			Elton Brand	at Milwaukee	2/21/04
			Charles Smith	at Denver	12/1/90
			World B. Free	at Atlanta	1/13/79
	Quarter	14	World B. Free	at Atlanta	1/13/79
TEAM	Season	2,683			1985-86
	Game	57		vs. Denver	1/14/87
				at Atlanta	1/13/79
				at New York	12/12/78
	Half	41		vs. Sacramento	2/23/93
	Quarter	26		vs. Sacramento	2/23/93
TEAM LOW	Season	1,225			1998-99
	Game	7 (2)		at San Antonio	3/13/07

SD/LA CLIPPERS RECORDS

FREE THROW PERCENTAGE

INDIVIDUAL	Season	.893	Randy Foye (133-149)		2010-11
TEAM	Season	.791	1,694-2,142		2005-06
	Game	1.000	8-8	at Sacramento	3/1/12
			16-16	at Dallas	4/9/07
			22-22	at Charlotte	12/23/05
			12-12	vs. Portland	3/13/99
			18-18	vs. Houston	4/3/94
			10-10	at Detroit	1/3/90
			8-8	at Golden State	12/20/88
			19-19	at Seattle	12/2/88
			11-11	vs. Washington	12/15/84
			16-16	vs. Dallas	4/10/84
			14-14	vs. Lakers	10/12/79
TEAM LOW	Season	.693	1,429-2,061		2000-01
	Game	.389	7-18	vs. Houston	11/27/93

OFFENSIVE REBOUNDS

INDIVIDUAL	Season	396	Elton Brand		2001-02
	Game	14	Michael Cage	vs. Boston	12/26/87
	Half	11	Michael Cage	vs. Boston	12/26/87
TEAM	Season	1,394			1982-83
	Game	32		vs. Golden State (OT)	2/16/89
	Half	20		vs. Boston	12/26/87
TEAM LOW	Season	665			1998-99
	Game	2		at Toronto	3/22/09
				vs. Seattle	1/24/93

DEFENSIVE REBOUNDS

INDIVIDUAL	Season	864	Swen Nater		1979-80
	Game	25	Swen Nater	vs. Denver	12/14/79
	Half	18*	Swen Nater	vs. Denver	12/14/79
TEAM	Season	2,704			2005-06
	Game	51		vs. Miami (2OT)	1/14/05
	Half	28 (1st)		at Indiana	11/25/09
TEAM LOW	Season	1,293			1998-99
	Game	12		vs. Lakers	10/29/08

TOTAL REBOUNDS

INDIVIDUAL	Season	1,216	Swen Nater		1979-80
	Game	32	Swen Nater	vs. Denver	12/14/79
	Half	21	Swen Nater	vs. Denver	12/14/79
	Quarter	13	Lorenzen Wright	vs. Sacramento	3/11/99
			Michael Cage	vs. Houston	2/12/88
	Avg. Per Game	15.0	Swen Nater		1979-80
TEAM	Season	3,805			1978-79
	Game	68		vs. Denver	2/24/91
				at Utah (OT)	1/5/83
	Half	43		vs. Denver	2/24/91
	Quarter	25		at Sacramento	1/6/98
TEAM LOW	Season	1,958			1998-99
	Game	21		at Phoenix	2/17/09

** Indicates NBA record*

FREE THROW PERCENTAGE

INDIVIDUAL	Season	.945	Ernie DiGregorio (138-146)		1976-77
TEAM	Season	.791	1,694-2,142		2005-06
	Game	1.000	8-8	at Sacramento	3/1/12
			16-16	at Dallas	4/9/07
			22-22	at Charlotte	12/23/05
			12-12	vs. Portland	3/13/99
			18-18	vs. Houston	4/3/94
			10-10	at Detroit	1/3/90
			8-8	at Golden State	12/20/88
			19-19	at Seattle	12/2/88
			11-11	vs. Washington	12/15/84
			16-16	vs. Dallas	4/10/84
			14-14	vs. Lakers	10/12/79
			30-30	vs. Lakers	11/18/75
			19-19	at New York	12/5/70
TEAM LOW	Season	.693	1,429-2,061		2000-01
	Game	.389	7-18	vs. Houston	11/27/93

OFFENSIVE REBOUNDS

INDIVIDUAL	Season	396	Elton Brand		2001-02
	Game	14	Michael Cage	vs. Boston	12/26/87
	Half	11	Michael Cage	vs. Boston	12/26/87
TEAM	Season	1,394			1982-83
	Game	32		vs. Golden State (OT)	2/16/89
	Half	20		vs. Boston	12/26/87
TEAM LOW	Season	665			1998-99
	Game	2		at Toronto	3/22/09
				vs. Seattle	1/24/93

DEFENSIVE REBOUNDS

INDIVIDUAL	Season	864	Swen Nater		1979-80
	Game	25	Swen Nater	vs. Denver	12/14/79
	Half	18*	Swen Nater	vs. Denver	12/14/79
TEAM	Season	2,830			1973-74
	Game	51		vs. Miami (2OT)	1/14/05
	Half	31		at Philadelphia	10/31/75
TEAM LOW	Season	1,293			1998-99
	Game	12		vs. Lakers	10/29/08

TOTAL REBOUNDS

INDIVIDUAL	Season	1,216	Swen Nater		1979-80
	Game	32	Swen Nater	vs. Denver	12/14/79
	Half	21	Swen Nater	vs. Denver	12/14/79
	Quarter	13	Lorenzen Wright	vs. Sacramento	3/11/99
			Michael Cage	vs. Houston	2/12/88
	Avg. Per Game	15.2	Elmore Smith		1971-72
TEAM	Season	4,261			1970-71
	Game	72		at Lakers	10/30/70
	Half	43		vs. Denver	2/24/91
	Quarter	25		at Sacramento	1/6/98
TEAM LOW	Season	1,958			1998-99
	Game	20		at Houston	2/17/74

** Indicates NBA record*

SD/LA CLIPPERS RECORDS

PERSONAL FOULS

INDIVIDUAL	Season	341	Tom Chambers		1981-82
TEAM	Season	2,353			1981-82
	Game	44		at Golden State (OT)	11/29/94
		44		at Seattle	3/7/82
TEAM LOW	Season	1,223			1998-99
	Game	8		at Orlando	3/9/10

DISQUALIFICATIONS

INDIVIDUAL	Season	17	Tom Chambers		1981-82
TEAM	Season	58			1981-82

ASSISTS

INDIVIDUAL	Season	914	Norm Nixon		1983-84
	Game	21	Gary Grant	vs. Seattle	1/18/90
			Gary Grant	vs. Milwaukee	11/29/89
			Norm Nixon	vs. Detroit	3/18/85
	Half	15	Gary Grant	vs. Cleveland	3/10/89
	Quarter	10	Mark Jackson	at Detroit	3/23/94
	Avg. Per Game	11.1	Norm Nixon		1983-84
TEAM	Season	2,242			1992-93
	Game	45		vs. Golden State	12/28/89
				vs. Golden State	3/19/81
	Half	25		vs. Sacramento	3/15/92
	Quarter	16		at Detroit	3/23/94
TEAM LOW	Season	820			1998-99
	Game	4		vs. Philadelphia	12/19/78

STEALS

INDIVIDUAL	Season	177	Ron Harper		1992-93
			Randy Smith		1978-79
	Game	9	Glenn "Doc" Rivers	vs. Phoenix	11/6/91
TEAM	Season	847			1992-93
	Game	22		at Phoenix	11/6/91
				vs. Utah	2/20/83
	Half	15		vs. Utah	2/20/83
TEAM LOW	Season	424			1998-99
	Game	1 (7)		at Detroit	3/20/09

BLOCKED SHOTS

INDIVIDUAL	Season	225	Benoit Benjamin		1987-88
	Game	10	Benoit Benjamin	vs. San Antonio	3/31/89
			Benoit Benjamin	vs. Milwaukee	1/29/88
			Bill Walton	vs. Utah	11/30/83
TEAM	Season	540			2001-02
	Game	19		vs. Philadelphia	11/5/99
	Half	13		vs. Boston	12/30/92
TEAM LOW	Season	236			1998-99
	Game	0	Several Times	vs. New Jersey	11/15/10

PERSONAL FOULS

INDIVIDUAL	Season	341	Tom Chambers		1982-83
TEAM	Season	2,353			1981-82
	Game	44		at Golden State (OT)	11/29/94
		44		at Seattle	3/7/82
TEAM LOW	Season	1,223			1998-99
	Game	8		at Orlando	3/9/10

DISQUALIFICATIONS

INDIVIDUAL	Season	17	Tom Chambers		1981-82
TEAM	Season	58			1981-82

ASSISTS

INDIVIDUAL	Season	914	Norm Nixon		1983-84
	Game	25	Ernie DiGregorio	at Portland	1/1/74
	Half	15	Gary Grant	vs. Cleveland	3/10/89
			Ernie DiGregorio	at Portland	1/1/74
	Quarter	10	Mark Jackson	at Detroit	3/23/94
	Avg. Per Game	11.1	Norm Nixon		1983-84
TEAM	Season	2,242			1992-93
	Game	45		vs. Golden State	12/28/89
				vs. Golden State	3/19/81
	Half	27		at Lakers	3/24/74
	Quarter	16		at Detroit	3/23/94
TEAM LOW	Season	820			1998-99
	Game	4		vs. Philadelphia	12/19/78

STEALS

INDIVIDUAL	Season	203	Randy Smith		1973-74
	Game	9	Glenn "Doc" Rivers	vs. Phoenix	11/6/91
TEAM	Season	847			1992-93
	Game	22		at Phoenix	11/6/91
				vs. Utah	2/20/83
	Half	15		vs. Utah	2/20/83
TEAM LOW	Season	424			1998-99
	Game	1 (7)		at Detroit	3/20/09

BLOCKED SHOTS

INDIVIDUAL	Season	246	Bob McAdoo		1973-74
	Game	10	Benoit Benjamin	vs. San Antonio	3/31/89
			Benoit Benjamin	vs. Milwaukee	1/29/88
			Bill Walton	vs. Utah	11/30/83
TEAM	Season	600			1973-74
	Game	19		vs. Philadelphia	11/5/99
	Half	13		vs. Boston	12/30/92
TEAM LOW	Season	236			1998-99
	Game	0	Several Times	vs. New Jersey	11/15/10

SD/LA CLIPPERS RECORDS

TURNOVERS

INDIVIDUAL	Season	297	World B. Free		1978-79
	Game	10	Al Thornton	vs. Philadelphia	3/3/08
			Ron Harper	at Denver (OT)	3/12/91
			Gary Grant	vs. Golden State (OT)	4/13/89
			World B. Free	at Milwaukee	2/26/80
			World B. Free	vs. New Jersey	1/31/79
			World B. Free	vs. San Antonio	10/31/79
TEAM	Season	1,666			1988-89
	Game	34		vs. Sacramento	12/4/87
				vs. New Jersey	1/28/87
TEAM LOW	Season	796			1998-99
	Game	5		at Orlando	3/12/08

LONGEST WINNING STREAK

Overall	8	11/30/91-12/15/91
		2/15/79-3/2/79
Home	11	2/15/79-3/18/79
Road	4 (3)	1/29/12 – 2/6/12

LONGEST LOSING STREAK

Overall	19	12/30/88-2/6/89
		3/11/82-4/13/82
Home	10	3/18/00-4/18/00
Road	29	2/22/83-12/18/83

MOST WINS

Season	47	2005-06
Home	29	1991-92
		1978-79
Road	20	2005-06

FEWEST WINS

Season	9	1998-99
Home	6	1998-99
Road	3	1998-99
		1987-88
		1986-87

MOST LOSSES

Season	70	1986-87
Home	32	1986-87
Road	38	1987-88
		1986-87

FEWEST LOSSES

Season	35	2005-06
Home	12	1991-92
		1978-79
Road	21	2005-06

LARGEST MARGINS

Victory	34	122-88	vs. Denver	4/11/92
		131-97	vs. Utah	1/18/86
		102-68	at Indiana	11/10/04
Defeat	50	104-154	at Seattle	12/2/88

TURNOVERS

INDIVIDUAL	Season	297	World B. Free		1978-79
	Game	10	Al Thornton	vs. Philadelphia	3/3/08
			Ron Harper	at Denver (OT)	3/12/91
			Gary Grant	vs. Golden State (OT)	4/13/89
			World B. Free	at Milwaukee	2/26/80
			World B. Free	vs. New Jersey	1/31/79
			World B. Free	vs. San Antonio	10/31/79
TEAM	Season	1,828			1973-74
	Game	40		at Detroit	3/16/73
TEAM LOW	Season	796			1998-99
	Game	5		at Orlando	3/12/08

LONGEST WINNING STREAK

Overall	11	11/3/74-11/23/74
Home	11	2/15/79-3/18/79
Road	5	11/3/74-11/20/74

LONGEST LOSING STREAK

Overall	19	12/30/88-2/6/89
		3/11/82-4/13/82
Home	12	12/17/71-2/8/72
Road	29	2/22/83-12/18/83

MOST WINS

Season	49	1974-75
Home	30	1974-75
Road	20	2005-06

FEWEST WINS

Season	9	1998-99
Home	6	1998-99
Road	3	1998-99
		1987-88
		1986-87

MOST LOSSES

Season	70	1986-87
Home	32	1986-87
Road	38	1987-88
		1986-87

FEWEST LOSSES

Season	33	1974-75
Home	11	1974-75
Road	21	2005-06
		1998-99

LARGEST MARGINS

Victory	37	130-93	vs. Washington	1/14/78
		125-88	vs. Cleveland	12/5/75
Defeat	50	104-154	at Seattle	12/2/88

SD/LA CLIPPERS OPPONENT RECORDS

POINTS

INDIVIDUAL	Game	71	David Robinson	vs. San Antonio	4/24/94
	Half	47	David Robinson	vs. San Antonio	4/24/94
	Quarter	28	David Robinson	vs. San Antonio	4/24/94
TEAM	Season	9,525			1988-89
	Game	163		at San Antonio	11/8/78
	Half	88		at Lakers	3/23/79
	Quarter	51		at Denver	1/6/82
	Overtime	25*		vs. New Jersey (A)	11/30/96
	Avg. Per Game	116.2			1988-89
TEAM LOW	Season	4,960			1998-99
	Game	64		vs. Indiana	3/3/07
	Half	16*		vs. N.O./Okla. City	3/1/06
	Quarter	7		vs. Memphis (4th)	11/29/09
				at Indiana	11/10/04
	Overtime	3		vs. Miami	1/11/12
				vs. Vancouver	3/25/97
				vs. Detroit	11/17/92
				at Utah	1/5/83
	Avg. Per Game	95.0			2011-12

MINUTES PLAYED

INDIVIDUAL	Game	54	Eric "Sleepy" Floyd	at Golden State (2OT)	11/24/87

FIELD GOALS MADE

INDIVIDUAL	Game	26	David Robinson	vs. San Antonio	4/24/94
	Half	16	David Robinson	vs. San Antonio	4/24/94
TEAM	Season	3,849			1985-86
	Game	68		at San Antonio	11/8/78
	Half	36		at Boston	11/7/84
TEAM LOW	Season	1,830			1998-99
	Game	22		at Chicago	2/19/00
	Half	5		vs. N.O./Okla. City	3/1/06

FIELD GOALS ATTEMPTED

INDIVIDUAL	Game	41	David Robinson	vs. San Antonio	4/24/94
			Kobe Bryant	vs. Lakers	1/7/06
	Half	29	Kobe Bryant	vs. Lakers	1/7/06
TEAM	Season	7,801			1978-79
	Game	122		vs. Denver	12/16/88
				vs. Houston (2OT)	10/26/85
	Half	63		vs. Denver	4/12/91
TEAM LOW	Season	3,858			1998-99
	Game	59		at New Orleans	3/22/12

FIELD GOAL PERCENTAGE

TEAM	Season	.529	3,652-6,910		1982-83
	Game	.697	62-89	at Portland	2/1/86
TEAM LOW	Season	.435	2,887-6,638		2005-06
	Game	.286	22-77	at Chicago	2/19/00

3-POINT FIELD GOALS MADE

INDIVIDUAL	Game	9	Latrell Sprewell	at New York	2/4/03
			Michael Adams	vs. Denver	4/12/91
			Dale Ellis	at Seattle	4/20/90
TEAM	Season	584			2010-11
	Game	16		at Cleveland	1/31/10
		16(2)		at Orlando	2/4/09
TEAM LOW	Season	32			1982-83
	Game	0	Several Times	vs. Atlanta	2/17/10

** Indicates NBA record*

FRANCHISE OPPONENT RECORDS

POINTS

INDIVIDUAL	Game	71	David Robinson	vs. San Antonio	4/24/94
	Half	47	David Robinson	vs. San Antonio	4/24/94
	Quarter	28	David Robinson	vs. San Antonio	4/24/94
TEAM	Season	9,525			1988-89
	Game	163		at San Antonio	11/8/78
	Half	88		at Lakers	3/23/79
	Quarter	51		at Denver	1/6/82
	Overtime	25*		vs. New Jersey (A)	11/30/96
	Avg. Per Game	116.2			1988-89
TEAM LOW	Season	4,960			1998-99
	Game	64		vs. Indiana	3/3/07
	Half	16*		vs. N.O./Okla. City	3/1/06
	Quarter	7		vs. Memphis (4th)	11/29/09
				at Indiana	11/10/04
	Overtime	3		vs. Miami	1/11/12
				vs. Vancouver	3/25/97
				vs. Detroit	11/17/92
				at Utah	1/5/83
	Avg. Per Game	95.0			2011-12

MINUTES PLAYED

INDIVIDUAL	Game	54	Eric "Sleepy" Floyd	at Golden State (2OT)	11/24/87

FIELD GOALS MADE

INDIVIDUAL	Game	26	David Robinson	vs. San Antonio	4/24/94
	Half	16	David Robinson	vs. San Antonio	4/24/94
TEAM	Season	3,849			1985-86
	Game	68		at San Antonio	11/8/78
	Half	36		at Boston	11/7/84
TEAM LOW	Season	1,830			1998-99
	Game	22		at Chicago	2/19/00

FIELD GOALS ATTEMPTED

INDIVIDUAL	Game	41	David Robinson	vs. San Antonio	4/24/94
	Half	30	John Williamson	vs. New Jersey	3/4/78
TEAM	Season	8,106			1973-74
	Game	122		vs. Denver	12/16/88
				vs. Houston (2OT)	10/26/85
	Half	63		vs. Denver	4/12/91
TEAM LOW	Season	3,858			1998-99
	Game	59		at New Orleans	3/22/12

FIELD GOAL PERCENTAGE

TEAM	Season	.529	3,652-6,910		1982-83
	Game	.697	62-89	at Portland	2/1/86
TEAM LOW	Season	.435	2,887-6,638		2005-06
	Game	.286	22-77	at Chicago	2/19/00

3-POINT FIELD GOALS MADE

INDIVIDUAL	Game	9	Latrell Sprewell	at New York	2/4/03
			Michael Adams	vs. Denver	4/12/91
			Dale Ellis	at Seattle	4/20/90
TEAM	Season	584			2010-11
	Game	16		at Cleveland	1/31/10
		16(2)		at Orlando	2/4/09
TEAM LOW	Season	32			1982-83
	Game	0	Several Times	vs. Atlanta	2/17/10

** Indicates NBA record*

SD/LA CLIPPERS OPPONENT RECORDS

3-POINT FIELD GOALS ATTEMPTED

INDIVIDUAL	Game	20	Michael Adams	vs. Denver	4/12/91
TEAM	Season	1,598			2010-11
	Game	38		vs. Dallas (A)	3/14/96
TEAM LOW	Season	130			1982-83
	Game	0	Several Times	vs. Washington	1/16/91

3-POINT FIELD GOAL PERCENTAGE

TEAM	Season	.387	417-1,077		1999-00
TEAM LOW	Season	.216	33-153		1980-81

FREE THROWS MADE

INDIVIDUAL	Game	24	Kevin Durant	vs. Oklahoma City	1/23/09
	Half	16	John Williamson	at New Jersey	12/9/78
	Quarter	12	Sam Vincent	at Orlando	2/3/90
TEAM	Season	1,988			1981-82
	Game	51		vs. Denver	10/29/83
TEAM LOW	Season	1,078			1998-99
	Game	2		at Lakers	3/28/80

FREE THROWS ATTEMPTED

INDIVIDUAL	Game	28	Shaquille O'Neal	vs. Miami (2OT)	1/14/05
	Half	22 (2)	Ben Wallace	vs. Detroit	12/11/05
			Tony Campbell	at Minnesota	3/8/90
	Quarter	20	Ben Wallace	vs. Detroit	12/11/05
TEAM	Season	2,647			1981-82
	Game	60		vs. New Jersey (A) (OT)	11/30/96
TEAM LOW	Season	1,445			1998-99
	Game	3		at Lakers	3/28/80

FREE THROW PERCENTAGE

TEAM	Season	.783	1,749-2,233		1983-84
	Game	1.000	15-15	at San Antonio	12/28/11
			12-12	at Orlando	3/9/10
			23-23	at Oklahoma City	11/19/08
			6-6	vs. San Antonio	11/17/08
			11-11	vs. N.O./Okla. City	4/18/07
			23-23	at Lakers	3/8/05
			10-10	at Sacramento	1/1/05
			20-20	vs. Lakers	12/11/04
			8-8	at Boston	2/4/04
			19-19	vs. Seattle	4/14/04
			7-7	vs. Memphis	4/16/02
			10-10	at Toronto	1/13/02
			5-5	vs. Atlanta	2/26/00
			14-14	vs. San Antonio	1/30/98
			18-18	at Boston	3/4/88
TEAM LOW	Season	.717	1,584-2,209		1993-94
	Game	.300	3-10	at Portland	1/1/06

OFFENSIVE REBOUNDS

INDIVIDUAL	Game	15	Dennis Rodman	at Chicago	12/23/97
TEAM	Season	1,348			1993-94
	Game	33		at Chicago	12/23/97
TEAM LOW	Season	640			1998-99
	Game	3 (7)		at Toronto	2/4/07

FRANCHISE OPPONENT RECORDS

3-POINT FIELD GOALS ATTEMPTED

INDIVIDUAL	Game	20	Michael Adams	vs. Denver	4/12/91
TEAM	Season	1,598			2010-11
	Game	38		vs. Dallas (A)	3/14/96
TEAM LOW	Season	130			1982-83
	Game	0	Several Times	vs. Washington	1/16/91

3-POINT FIELD GOAL PERCENTAGE

TEAM	Season	.387	417-1,077		1999-00
TEAM LOW	Season	.216	33-153		1980-81

FREE THROWS MADE

INDIVIDUAL	Game	24	Kevin Durant	vs. Oklahoma City	1/23/09
	Half	16	John Williamson	at New Jersey	12/9/78
	Quarter	14	Pete Maravich	at Atlanta	11/28/73
TEAM	Season	2,224			1970-71
	Game	51		vs. Denver	10/29/83
TEAM LOW	Season	1,078			1998-99
	Game	2		at Lakers	3/28/80

FREE THROWS ATTEMPTED

INDIVIDUAL	Game	28	Shaquille O'Neal	vs. Miami (2OT)	1/14/05
	Half	22 (2)	Ben Wallace	vs. Detroit	12/11/05
			Tony Campbell	at Minnesota	3/8/90
	Quarter	20	Ben Wallace	vs. Detroit	12/11/05
TEAM	Season	3,018			1970-71
	Game	60		vs. New Jersey (A) (OT)	11/30/96
				at Portland	10/27/70
TEAM LOW	Season	1,445			1998-99
	Game	3		at Lakers	3/28/80

FREE THROW PERCENTAGE

TEAM	Season	.791	1,592-2,013		1973-74
	Game	1.000	15-15	at San Antonio	12/28/11
			12-12	at Orlando	3/9/10
			23-23	at Oklahoma City	11/19/08
			6-6	vs. San Antonio	11/17/08
			11-11	vs. N.O./Okla. City	4/18/07
			23-23	at Lakers	3/8/05
			10-10	at Sacramento	1/15/05
			20-20	vs. Lakers	12/11/04
			8-8	at Boston	2/4/04
			19-19	vs. Seattle	4/14/04
			7-7	vs. Memphis	4/16/02
			10-10	at Toronto	1/13/02
			5-5	vs. Atlanta	2/26/00
			14-14	vs. San Antonio	1/30/98
			18-18	at Boston	3/4/88
			18-18	at New York	4/3/77
			20-20	vs. Philadelphia	1/2/73
TEAM LOW	Season	.717	1,584-2,209		1993-94
	Game	.300	3-10	at Portland	1/1/06

OFFENSIVE REBOUNDS

INDIVIDUAL	Game	16	Walt Bellamy	at Atlanta (OT)	12/11/73
TEAM	Season	1,348			1993-94
	Game	36		at Phoenix	3/22/74
				vs. Atlanta (OT)	11/13/73
TEAM LOW	Season	640			1998-99
	Game	3 (7)		at Toronto	2/4/07

SD/LA CLIPPERS OPPONENT RECORDS

DEFENSIVE REBOUNDS

INDIVIDUAL	Game	20	Dwight Howard	vs. Orlando	12/8/08
			Popeye Jones	at Dallas	4/6/96
TEAM	Season	2,699			1999-00
	Game	52		at Indiana	1/6/89
				at New Jersey	1/3/87
TEAM LOW	Season	1,506			1998-99
	Game	13		vs. Golden State	3/19/81

TOTAL REBOUNDS

INDIVIDUAL	Game	27	Popeye Jones	at Dallas	4/6/96
TEAM	Season	3,916			1993-94
	Game	74		at Indiana	1/6/89
TEAM LOW	Season	2,146			1998-99
	Game	22		vs. Atlanta	11/10/00

PERSONAL FOULS

TEAM	Season	2,124			1981-82
	Game	42		vs. Denver	1/14/87
TEAM LOW	Season	1,042			1998-99
	Game	10	Several Times	at Dallas	4/2/12

DISQUALIFICATIONS

TEAM	Season	30			1978-79

ASSISTS

INDIVIDUAL	Game	25	Nate McMillan	at Seattle	2/23/87
	Half	17	Nate McMillan	at Seattle	2/23/87
	Quarter	12	Avery Johnson	at San Antonio	12/10/97
TEAM	Season	2,469			1985-86
	Game	50		at Houston	3/15/86
	Half	28		at Houston	3/15/86
	Quarter	17		at Phoenix	1/17/87
TEAM LOW	Season	1,101			1998-99
	Game	6 (2)		at Dallas	4/19/06

STEALS

INDIVIDUAL	Game	10	Alvin Robertson	vs. San Antonio	11/22/86
TEAM	Season	933			1988-89
	Game	23		at Seattle	12/2/88
TEAM LOW	Season	396			2011-12
	Game	1 (3)		at Lakers	11/5/00

BLOCKED SHOTS

INDIVIDUAL	Game	12	Dikembe Mutombo	at Denver	4/18/93
TEAM	Season	551			1988-89
	Game	19		at Philadelphia (OT)	11/13/83
TEAM LOW	Season	289			1998-99
	Game	0	Several Times	vs. Houston	1/4/12

TURNOVERS

INDIVIDUAL	Game	10 (4)	Jason Kidd	vs. Phoenix	4/6/99
TEAM	Season	1,723			1982-83
	Game	37		at Phoenix	10/29/80
TEAM LOW	Season	782			1998-99
	Game	3		at Philadelphia	12/15/10

FRANCHISE OPPONENT RECORDS

DEFENSIVE REBOUNDS

INDIVIDUAL	Game	22	Dave Cowens	at Boston (P)	2/27/74
TEAM	Season	2,733			1973-74
	Game	55		at Lakers	11/28/75
TEAM LOW	Season	1,506			1998-99
	Game	13		vs. Golden State	3/19/81

TOTAL REBOUNDS

INDIVIDUAL	Game	28	Wes Unseld	at Baltimore	2/17/71
			Wilt Chamberlain	vs. Lakers	12/15/70
TEAM	Season	4,447			1970-71
	Game	80		at Golden State	11/18/72
TEAM LOW	Season	2,146			1998-99
	Game	22		vs. Atlanta	11/10/00

PERSONAL FOULS

TEAM	Season	2,137			1975-76
	Game	42		vs. Denver	1/14/87
TEAM LOW	Season	1,042			1998-99
	Game	10	Several Times	at Dallas	4/2/12

DISQUALIFICATIONS

TEAM	Season	38			1975-76

ASSISTS

INDIVIDUAL	Game	25	Nate McMillan	at Seattle	2/23/87
	Half	17	Nate McMillan	at Seattle	2/23/87
	Quarter	12	Avery Johnson	at San Antonio	12/10/97
TEAM	Season	2,469			1985-86
	Game	50		at Houston	3/15/86
	Half	28		at Houston	3/15/86
	Quarter	17		at Phoenix	1/17/87
TEAM LOW	Season	1,101			1998-99
	Game	6 (2)		at Dallas	4/19/06

STEALS

INDIVIDUAL	Game	10	Alvin Robertson	vs. San Antonio	11/22/86
TEAM	Season	933			1988-89
	Game	23		at Seattle	12/2/88
TEAM LOW	Season	396			2011-12
	Game	1 (3)		at Lakers	11/5/00

BLOCKED SHOTS

INDIVIDUAL	Game	12	Dikembe Mutombo	at Denver	4/18/93
TEAM	Season	551			1988-89
	Game	19		at Philadelphia (OT)	11/13/83
TEAM LOW	Season	289			1998-99
	Game	0	Several Times	vs. Houston	1/4/12

TURNOVERS

INDIVIDUAL	Game	10 (4)	Jason Kidd	vs. Phoenix	4/6/99
TEAM	Season	1,763			1973-74
	Game	37		at Phoenix	10/29/80
TEAM LOW	Season	782			1998-99
	Game	3		at Philadelphia	12/15/10

FRANCHISE PLAYOFF RECORDS

		LOS ANGELES CLIPPERS					BUFFALO BRAVES			
MINUTES										
INDIVIDUAL	Series	319	Elton Brand	vs.	Phoenix	5/8/06-5/22/06	327	Bob McAdoo	vs. Washington	4/10/75-4/25/75
	Game	55	Elton Brand	at	Phoenix(2OT)	5/16/06	51	Bob McAdoo	vs. Philadelphia	4/18/76
POINTS										
INDIVIDUAL	Series	216	Elton Brand	vs.	Phoenix	5/8/06-5/22/06	262	Bob McAdoo	vs. Washington	4/10/75-4/25/75
	Game	40	Elton Brand	at	Phoenix	5/8/06	50	Bob McAdoo	vs. Washington	4/18/75
	Half	23	Elton Brand	at	Phoenix	5/8/06				
	Quarter	14	Vladimir Radmanovic	vs.	Phoenix	5/12/06				
	Overtime	6	Elton Brand	at	Phoenix	5/16/06				
TEAM	Series	793		at	Phoenix	5/8/06-5/22/06	714		vs. Washington	4/10/75-4/25/75
	Game	123		at	Phoenix	5/8/06	124		vs. Boston	4/28/76
									at Philadelphia	4/18/76
	Half	65		at	Phoenix	5/10/06				
	Quarter	38		at	Phoenix	5/10/06				
	Overtime	14		vs.	Memphis	5/7/12				
FIELD GOALS MADE										
INDIVIDUAL	Series	88	Elton Brand	vs.	Phoenix	5/8/06-5/22/06	104	Bob McAdoo	vs. Washington	4/10/75-4/25/75
	Game	18	Elton Brand	at	Phoenix	5/8/06	21	Bob McAdoo	vs. Boston	4/6/74
			Elton Brand	at	Phoenix	5/8/06				
	Half	10(2)	Blake Griffin (1st)	vs.	San Antonio	5/19/12				
	Quarter	7	Blake Griffin (1st)	vs.	San Antonio	5/19/12				
TEAM	Series	305		vs.	Phoenix	5/8/06-5/22/06	291		vs. Washington	4/10/75-4/25/75
	Game	49		at	Phoenix	5/10/06	50		vs. Boston	4/6/74
	Half	28		at	Phoenix	5/10/06				
	Quarter	16(2)		at	Phoenix	5/8/06				
FIELD GOALS ATTEMPTED										
INDIVIDUAL	Series	149	Elton Brand	vs.	Phoenix	5/8/06-5/22/06	216	Bob McAdoo	vs. Washington	4/10/75-4/25/75
	Game	26	Elton Brand	at	Phoenix	5/22/06	40	Bob McAdoo	vs. Boston	4/6/74
	Half	15	Elton Brand	at	Phoenix	5/22/06				
	Quarter	11	Mo Williams (4th)	vs.	Memphis	5/9/12				
			Ron Harper	at	Houston	5/1/93				
TEAM	Series	599		vs.	Phoenix	5/8/06-5/22/06	640		vs. Washington	4/10/75-4/25/75
	Game	103		at	Phoenix(2OT)	5/16/06	111		vs. Boston	4/6/74
	Half	57		at	Phoenix	5/10/06				
	Quarter	30		at	Houston	5/8/93				
				at	Houston	4/29/93				
FIELD GOAL PERCENTAGE										
TEAM	Series	.509	305-599	vs.	Phoenix	5/8/06-5/22/06	.484	251-518	vs. Boston	4/21/76-5/2/76
	Game	.615	48-78	vs.	Phoenix	5/18/06				
	Half	.636	21-33	at	Phoenix	5/10/06				
	Quarter	.765	13-17	vs.	Memphis (4th)	4/29/12				
FREE THROWS MADE										
INDIVIDUAL	Series	40	Elton Brand	vs.	Phoenix	5/8/06-5/22/06	54	Bob McAdoo	vs. Washington	4/10/75-4/25/75
	Game	13	Elton Brand	at	Phoenix(2OT)	5/16/06	12	Bob McAdoo	vs. Washington	4/20/75
	Half	10	Doc Rivers	vs.	Utah	5/3/92				
	Quarter	9	Doc Rivers	vs.	Utah	5/3/92				
TEAM	Series	152		vs.	Phoenix	5/8/06-5/22/06	132		vs. Washington	4/10/75-4/25/75
	Game	32		at	Utah	4/26/97	36		at Philadelphia	4/18/76
	Half	22		vs.	Utah	5/3/92				
	Quarter	16		vs.	Utah	5/3/92				

FRANCHISE PLAYOFF RECORDS

		LOS ANGELES CLIPPERS					BUFFALO BRAVES				
FREE THROWS ATTEMPTED											
INDIVIDUAL	Series	52	Elton Brand	vs.	Phoenix	5/8/06-5/22/06	73	Bob McAdoo	vs.	Washington	4/10/75-4/25/75
	Game	17	**Blake Griffin**	vs.	Memphis	5/7/12	14	Bob McAdoo	vs.	Philadelphia	4/16/76
			Elton Brand	at	Phoenix(2OT)	5/16/06		Bob McAdoo	vs.	Washington	4/18/75
	Half	11	Doc Rivers	vs.	Utah	5/3/92					
	Quarter	10	Reggie Evans	vs.	San Antonio	5/19/12					
TEAM	Series	188		vs.	Memphis	4/29/12–5/13/12	177		vs.	Washington	4/10/75-4/25/75
	Game	40		vs.	Memphis	5/7/12	48		at	Philadelphia	4/18/76
	Half	28		vs.	Utah	5/3/92					
	Quarter	17		vs.	Utah	5/3/92					
FREE THROW PERCENTAGE											
TEAM	Series	.826	152-184	vs.	Phoenix	5/8/06-5/22/06	.764	81-106	vs.	Philadelphia	4/15/76-4/18/76
	Game	.889	24-27	vs.	Denver	5/1/06					
	Half	1.000	11-11	vs.	Denver	5/1/06					
3-POINT FIELD GOALS MADE											
INDIVIDUAL	Series	12	Vladimir Radmanovic	vs.	Phoenix	5/8/06-5/22/06					
	Game	5	Vladimir Radmanovic	vs.	Phoenix	5/12/06					
			Sam Cassell	at	Phoenix(2OT)	5/16/06					
	Half	4	Vladimir Radmanovic	vs.	Phoenix	5/12/06					
	Quarter	4	Vladimir Radmanovic	vs.	Phoenix	5/12/06					
TEAM	Series	43		vs.	Memphis	4/29/12 – 5/13/12	The NBA did not implement the 3-pt field goal until the 1979-80 season.				
	Game	9		at	Phoenix(2OT)	5/16/06					
		9		at	San Antonio	5/17/12					
		9		at	San Antonio	5/15/12					
		9		at	Memphis	5/2/12					
	Half	6		at	Phoenix(2OT)	5/16/06					
		6		at	Memphis (2nd)	5/2/12					
	Quarter	5		at	Memphis (4th)	4/29/12					
3-POINT FIELD GOALS ATTEMPTED											
INDIVIDUAL	Series	27	Sam Cassell	vs.	Phoenix	5/8/06-5/22/06					
			Chris Paul	vs.	Memphis	4/29/12-5/13/12					
			Mo Williams	vs.	Memphis	4/29/12-5/13/12					
	Game	13	Sam Cassell	at	Phoenix(2OT)	5/16/06					
	Half	8	Sam Cassell	at	Phoenix(2OT)	5/16/06					
	Quarter	5	Sam Cassell	at	Phoenix(2OT)	5/16/06					
			Vladimir Radmanovic	vs.	Phoenix	5/12/06					
TEAM	Series	123		vs.	Memphis	4/29/12-5/13/12	The NBA did not implement the 3-pt field goal until the 1979-80 season.				
	Game	24		at	Memphis	5/9/12					
	Half	14		at	Memphis (1st)	5/9/12					
	Quarter	8 (3)		vs.	San Antonio (2nd)	5/20/12					
OFFENSIVE REBOUNDS											
INDIVIDUAL	Series	35	Elton Brand	vs.	Phoenix	5/8/06-5/22/06	25	Bob McAdoo	vs.	Washington	4/10/75-4/25/75
	Game	8	Ken Norman	at	Utah	4/26/92	10	Jim McMillian	vs.	Boston	4/6/74
TEAM	Series	90		vs.	Phoenix	5/8/06-5/22/06	90		vs.	Washington	4/10/75-4/25/75
	Game	20		at	Phoenix(2OT)	5/16/06	20		vs.	Boston	4/6/74
				at	Utah	4/26/92					
DEFENSIVE REBOUNDS											
INDIVIDUAL	Series	46	Reggie Evans	vs.	Memphis	4/29/12-5/13/12	69	Bob McAdoo	vs.	Washington	4/10/75-4/25/75
	Game	15	Corey Maggette	vs.	Phoenix	5/14/06	18	Bob McAdoo	at	Philadelphia	4/15/76
								Bob McAdoo	vs.	Boston	4/2/74
TEAM	Series	194		vs.	Memphis	4/29/12-5/13/12	219		vs.	Boston	3/30/74-4/12/74
	Game	41		vs.	Phoenix	5/18/06	42		vs.	Boston	4/6/74

FRANCHISE PLAYOFF RECORDS

		LOS ANGELES CLIPPERS					BUFFALO BRAVES			
TOTAL REBOUNDS										
INDIVIDUAL	Series	73	Elton Brand	vs.	Phoenix	5/8/06-5/22/06	94	Bob McAdoo	vs. Washington	4/10/75-4/25/75
	Game	16	Chris Kaman	at	Phoenix	5/10/06	22	Bob McAdoo	at Philadelphia	4/18/76
			Blake Griffin	vs.	San Antonio	5/19/12				
	Half	9(2)	**Blake Griffin**	vs.	San Antonio (1st)	5/19/12	13	Bob McAdoo	vs. Philadelphia	4/15/76
	Quarter	8(2)	**DeAndre Jordan**	vs.	San Antonio (1st)	5/15/12				
TEAM	Series	335		vs.	Phoenix	5/8/06-5/22/06	301		vs. Washington	4/10/75-4/25/75
	Game	57(2)		at	Phoenix(2OT)	5/16/06	62		vs. Boston	4/6/74
	Half	36		at	Phoenix	5/10/06				
	Quarter	19		at	Phoenix	5/10/06				
ASSISTS										
INDIVIDUAL	Series	50	**Chris Paul**	vs.	Memphis	4/29/12-5/13/12	52	Ernie DiGregorio	vs. Boston	3/30/74-4/12/74
	Game	14	Shaun Livingston	vs.	Denver	5/1/06	13	Randy Smith	at Philadelphia	4/15/76
	Half	10	Shaun Livingston	vs.	Denver	5/1/06				
	Quarter	7(2)	**Chris Paul**	vs.	San Antonio (1st)	5/19/12				
TEAM	Series	137		vs.	Phoenix	5/8/06-5/22/06	150		vs. Boston	3/30/74-4/12/74
	Game	28(2)		vs.	Phoenix	5/18/06	30		at Philadelphia	4/18/76
	Half	17		at	Denver	4/29/06				
	Quarter	10		vs.	San Antonio (1st)	5/19/12				
PERSONAL FOULS										
TEAM	Series	179		vs.	Memphis	4/29/12-5/13/12	167		vs. Washington	4/10/75-4/25/75
	Game	40		at	Denver	4/27/06	38		at Philadelphia	4/18/76
	Half	20 (2)		at	Denver	4/27/06				
	Quarter	13 (2)		at	Memphis (4th)	5/2/12				
STEALS										
INDIVIDUAL	Series	19	**Chris Paul**	vs.	Memphis	4/29/12-5/13/12	18	Randy Smith	vs. Washington	4/10/75-4/25/75
	Game	6	Ron Harper	at	Houston	5/8/93	5	Randy Smith	vs. Washington	4/12/75
	Half	3(10)	**Chris Paul**	at	San Antonio (2nd)	5/15/12				
	Quarter	2(19)	**Eric Bledsoe**	vs.	San Antonio (2nd)	5/20/12				
TEAM	Series	65		vs.	Memphis	4/29/12-5/13/12	64		vs. Washington	4/10/75-4/25/75
	Game	14		at	Houston	5/8/93	14		vs. Boston	4/12/74
	Half	9		vs.	Houston	5/5/93				
	Quarter	6 (3)		vs.	Memphis (2nd)	5/5/12				
BLOCKS										
INDIVIDUAL	Series	22	Elton Brand	vs.	Phoenix	5/8/06-5/22/06	19	Bob McAdoo	vs. Washington	4/10/75-4/25/75
	Game	5 (4)	Elton Brand	vs.	Phoenix	5/16/06	6	Gar Heard	vs. Boston	4/12/74
	Half	4	Elton Brand	vs.	Phoenix	5/16/06				
	Quarter	3(2)	**DeAndre Jordan**	vs.	Memphis (1st)	5/7/12				
TEAM	Series	43		vs.	Memphis	4/29/12-5/13/12	38		vs. Washington	4/10/75-4/25/75
	Game	9 (4)		at	San Antonio	5/15/12	9		vs. Boston	5/2/76
	Half	6 (3)		at	San Antonio (1st)	5/15/12				
	Quarter	6		vs.	Phoenix	5/18/06				
TURNOVERS										
INDIVIDUAL	Series	25	**Chris Paul**	vs.	Memphis	4/29/12-5/13/12	N/A			
	Game	8	**Chris Paul**	at	San Antonio	5/17/12	N/A			
	Half	6	Danny Manning	at	Houston	5/8/93				
	Quarter	4	Gary Grant	vs.	Utah	4/28/92				
TEAM	Series	106		vs.	Memphis	4/29/12-5/13/12				
	Game	25		at	Denver	4/27/06				
	Half	15		at	Denver	4/27/06				
	Quarter	8		at	Denver	4/27/06				

OPPONENTS PLAYOFF RECORDS

MINUTES

INDIVIDUAL	Series	298	Shawn Marion	vs. Phoenix	5/8/06-5/22/06
	Game	55	Shawn Marion	at Phoenix (2OT)	5/16/06

POINTS

INDIVIDUAL	Series	179	Shawn Marion	vs. Phoenix	5/8/06-5/22/06
	Game	44	Karl Malone	vs. Utah	5/3/92
	Half	24	Hakeem Olajuwon	vs. Houston	5/3/93
	Quarter	16	Hakeem Olajuwon	vs. Houston	5/3/93
	Overtime	6	Raja Bell	at Phoenix (2OT)	5/16/06
			Shawn Marion	at Phoenix (2OT)	5/16/06
TEAM	Series	786		vs. Phoenix	5/8/06-5/22/06
	Game	130		at Phoenix	5/8/06
	Half	74		at Phoenix	5/8/06
	Quarter	37(2)		at Phoenix	5/8/06
	Overtime	14		at Phoenix	5/16/06

FIELD GOALS MADE

INDIVIDUAL	Series	68	Shawn Marion	vs. Phoenix	5/8/06-5/22/06
	Game	16	Shawn Marion	at Phoenix (2OT)	5/16/06
	Hal f	11	Hakeem Olajuwon	vs. Houston	5/3/93
	Quarter	7	Hakeem Olajuwon	vs. Houston	5/3/93
TEAM	Series	290		vs. Phoenix	5/8/06-5/22/06
	Game	49		at Phoenix (2OT)	5/16/06
	Half	26(2)		at Phoenix	5/8/06
	Quarter	15 (2)		at Memphis (1st)	5/9/12
				at Houston	4/29/93
				at Utah	4/24/92

FIELD GOALS ATTEMPTED

INDIVIDUAL	Series	135	Shawn Marion	vs. Phoenix	5/8/06-5/22/06
	Game	33	Shawn Marion	at Phoenix (2OT)	5/16/06
	Half	17	Shawn Marion	at Phoenix (2OT)	5/16/06
	Quarter	11	Hakeem Olajuwon	at Houston	5/8/93
TEAM	Series	613		vs. Phoenix	5/8/06-5/22/06
	Game	107		at Phoenix (2OT)	5/16/06
	Half	51		vs. Denver	4/22/06
	Quarter	27		vs. Denver	4/22/06

FIELD GOAL PERCENTAGE

TEAM	Series	.521	110-211	vs. Utah	4/24/97-4/28/97
	Game	.627	47-75	at Houston	4/29/93
	Half	.667	24-36	vs. Utah	4/28/97
	Quarter	.765		at San Antonio (3rd)	5/17/12

FREE THROWS MADE

INDIVIDUAL	Series	61	Karl Malone	vs. Utah	4/24/92-5/4/92
	Game	22	Karl Malone	vs. Utah	5/3/92
	Half	13	Karl Malone	vs. Utah	5/3/92
	Quarter	8	Karl Malone	at Utah	4/26/92
TEAM	Series	160		vs. Memphis	4/29/12-5/13/12
	Game	35		vs. Utah	5/3/92
	Half	22		at Utah	4/26/92
	Quarter	16 (2)		at Memphis (4th)	5/2/12

OPPONENTS PLAYOFF RECORDS

FREE THROWS ATTEMPTED

INDIVIDUAL	Series	79*	Karl Malone	vs. Utah	4/24/92-5/4/92
	Game	24	Karl Malone	vs. Utah	5/3/92
	Half	14	Karl Malone	vs. Utah	5/3/92
	Quarter	9	Karl Malone	at Utah	4/26/92
TEAM	Series	215		vs. Memphis	4/29/12-5/13/12
	Game	46		at Denver	4/27/06
	Half	27 (2)		at Memphis (2nd)	5/2/12
	Quarter	23		at Memphis (4th)	5/2/12

FREE THROW PERCENTAGE

TEAM	Series	.775	134-173	vs. Utah	4/24/92-5/4/92
	Game	.960	24-25	at Phoenix	5/8/06
	Half	1.000	9-9	at Phoenix	5/8/06
			5-5	at Houston	5/8/93

3-POINT FIELD GOALS MADE

INDIVIDUAL	Series	24	Raja Bell	vs. Phoenix	5/8/06-5/22/06
	Game	7	Raja Bell	vs. Phoenix	5/14/06
	Half	4 (2)	Mike Conley (2nd)		4/29/12
	Quarter	4 (3)	Mike Conley (3rd)		4/29/12
TEAM	Series	77		vs. Phoenix	5/8/06-5/22/06
	Game	13 (2)		at San Antonio	5/15/12
	Half	8		vs. Phoenix	5/18/06
	Quarter	6		vs. Phoenix	5/18/06

3-POINT FIELD GOALS ATTEMPTED

INDIVIDUAL	Series	47	Raja Bell	vs. Phoenix	5/8/06-5/22/06
	Game	12	Raja Bell	vs. Phoenix	5/14/06
	Half	7 (3)	Manu Ginobili (1st)		5/17/12
	Quarter	7	Greg Buckner	vs. Denver	4/24/06
TEAM	Series	203		vs. Phoenix	5/8/06-5/22/06
	Game	36		vs. Phoenix	5/14/06
	Half	18		vs. Phoenix	5/14/06
	Quarter	11		vs. Phoenix	5/14/06

OFFENSIVE REBOUNDS

INDIVIDUAL	Series	27	Zach Randolph	vs. Memphis	4/29/12-5/13/12
	Game	9	Hakeem Olajuwon	at Houston	5/8/93
TEAM	Series	94		vs. Memphis	4/29/12-5/13/12
	Game	21		at Utah	5/4/92

DEFENSIVE REBOUNDS

INDIVIDUAL	Series	67	Shawn Marion	vs. Phoenix	5/8/06-5/22/06
	Game	15	Shawn Marion	at Phoenix (2OT)	5/16/06
TEAM	Series	205		vs. Memphis	4/29/12-5/13/12
	Game	38		vs. Phoenix	5/12/06
				at Houston	4/29/93
				at Utah	5/4/92

TOTAL REBOUNDS

INDIVIDUAL	Series	88	Shawn Marion	vs. Phoenix	5/8/06-5/22/06
	Game	21	Hakeem Olajuwon	at Houston	5/8/93
	Half	12	Hakeem Olajuwon	at Houston	5/8/93
	Quarter	7 (5)	Zach Randolph (4th)	vs. Memphis	5/11/12
TEAM	Series	299		vs. Memphis	4/29/12-5/13/12
	Game	59		at Utah	5/4/92
	Half	32		at Utah	5/4/92
	Quarter	20		at Utah	4/26/92

** Indicates NBA record for a 5-game playoff series*

OPPONENTS PLAYOFF RECORDS

ASSISTS

INDIVIDUAL	Series	80	John Stockton	vs. Utah	4/24/92-5/4/92
	Game	21	John Stockton	at Utah	4/24/92
	Half	12	John Stockton	at Utah	4/26/92
			John Stockton	at Utah	4/24/92
	Quarter	6(8)	Steve Nash	at Phoenix	5/8/06
			John Stockton	at Utah	4/24/97
TEAM	Series	192		vs. Phoenix	5/8/06-5/22/06
	Game	35		at Houston	4/29/93
	Half	21		at Houston	4/29/93
	Quarter	11		at Houston	4/29/93

PERSONAL FOULS

TEAM	Series	163		vs. Memphis	4/29/12-5/13/12
	Game	31		at Utah	4/26/97
	Half	17 (2)		vs. Memphis (2nd)	5/7/12
	Quarter	10 (3)		vs. Memphis (3rd)	5/7/12

STEALS

INDIVIDUAL	Series	13	Shawn Marion	vs. Phoenix	5/8/06-5/22/06
	Game	6	Shawn Marion	vs. Phoenix	5/16/06
	Half	4(2)	Shawn Marion	vs. Phoenix	5/16/06
	Quarter	4	Robert Horry	vs. Houston	5/3/93
TEAM	Series	50		vs. Memphis	4/29/12-5/13/12
	Game	13		at Memphis	5/2/12
	Half	9		at Memphis (2nd)	5/2/12
	Quarter	5 (4)		at San Antonio (2nd)	5/17/12

BLOCKS

INDIVIDUAL	Series	29	Hakeem Olajuwon	vs. Houston	4/29/93-5/8/93
	Game	9	Hakeem Olajuwon	at Houston	4/29/93
	Half	5	Hakeem Olajuwon	at Houston	4/29/93
			Karl Malone	at Utah	5/4/92
	Quarter	4	Hakeem Olajuwon	at Houston	4/29/93
			Karl Malone	at Utah	5/4/92
TEAM	Series	44		vs. Houston	4/29/93-5/8/93
	Game	14		at Houston	4/29/93
	Half	9		at Houston	4/29/93
	Quarter	6		at Utah	5/4/92

TURNOVERS

INDIVIDUAL	Series	21 (2)	Rudy Gay	vs. Memphis	4/29/12-5/13/12
	Game	7	Kenny Smith	at Houston	5/8/93
			John Stockton	at Utah	4/26/92
	Half	5	Andre Miller	at Denver	4/29/06
	Quarter	3 (8)	Tony Parker	vs. San Antonio (3rd)	5/20/12
TEAM	Series	108		Vs. Memphis	4/29/12-5/13/12
	Game	23		at Houston	5/8/93
	Half	13		vs. Memphis (1st)	5/11/12
	Quarter	9		vs. Memphis (2nd)	5/11/12
				at Houston	5/8/93

FRANCHISE PLAYOFF RESULTS

LOS ANGELES CLIPPERS

2011-12 vs. San Antonio Spurs

Western Conference Semifinals (Spurs win series, 4-0)

May 15	at	San Antonio	L	108-92
May 17	at	San Antonio	L	105-88
May 19	at	Los Angeles	L	96-86
May 20	at	Los Angeles	L	102-99

2011-12 vs. Memphis Grizzlies

Western Conference First Round (Clippers win series, 4-3)

April 29	at	Memphis	W	99-98
May 2	at	Memphis	L	105-98
May 5	at	Los Angeles	W	87-86
May 7	at	Los Angeles	W	101-97 (OT)
May 9	at	Memphis	L	92-80
May 11	at	Los Angeles	L	90-88
May 13	at	Memphis	W	82-72

2005-06 vs. Phoenix Suns

Western Conference Semifinals (Suns win series, 4-3)

May 8	at	Phoenix	L	123-130
May 10	at	Phoenix	W	122-97
May 12	at	Los Angeles	L	91-94
May 14	at	Los Angeles	W	114-107
May 16	at	Phoenix	L	118-125(2OT)
May 18	at	Los Angeles	W	118-106
May 22	at	Phoenix	L	107-127

2005-06 vs. Denver Nuggets

Western Conference First Round (Clippers win series, 4-1)

April 22	at	Los Angeles	W	89-87
April 24	at	Los Angeles	W	98-87
April 27	at	Denver	L	87-94
April 29	at	Denver	W	100-86
May 1	at	Los Angeles	W	101-83

1996-97 vs. Utah Jazz

Western Conference First Round (Jazz win series, 3-0)

April 24	at	Utah	L	86-106
April 26	at	Utah	L	99-105
April 28	at	Los Angeles	L	92-104

1992-93 vs. Houston Rockets

Western Conference First Round (Rockets win series, 3-2)

April 29	at	Houston	L	94-117
May 1	at	Houston	W	95-83
May 3	at	Los Angeles	L	99-111
May 5	at	Los Angeles	W	93-90
May 8	at	Houston	L	80-84

1991-92 vs. Utah Jazz

Western Conference First Round (Jazz win series, 3-2)

April 24	at	Utah	L	97-115
April 26	at	Utah	L	92-103
April 28	at	Los Angeles	W	98-88
May 3	at	Los Angeles #	W	115-107
May 4	at	Utah	L	89-98

 # Indicates game played at Anaheim Convention Center due to civil unrest.

FRANCHISE PLAYOFF RESULTS

BUFFALO BRAVES

1975-76 vs. Boston Celtics

Eastern Conference Semifinals (Celtics win series, 4-2)

April 21	at	Boston	L	98-107
April 23	at	Boston	L	96-101
April 25	at	Buffalo	W	98-93
April 28	at	Buffalo	W	124-122
April 30	at	Boston	L	88-99
May 2	at	Buffalo	L	100-104

1975-76 vs. Philadelphia 76ers

Eastern Conference First Round (Braves win series, 2-1)

April 15	at	Philadelphia	W	95-89
April 16	at	Buffalo	L	106-131
April 18	at	Philadelphia (OT)	W	124-123

1974-75 vs. Washington Bullets

Eastern Conference Semifinals (Bullets win series, 4-3)

April 10	at	Washington	W	113-102
April 12	at	Buffalo	L	106-120
April 16	at	Washington	L	96-111
April 18	at	Buffalo	W	108-102
April 20	at	Washington	L	93-97
April 23	at	Buffalo	W	102-96
April 25	at	Washington	L	96-115

1973-74 vs. Boston Celtics

Eastern Conference Semifinals (Celtics win series, 4-2)

March 30	at	Boston	L	97-107
April 2	at	Buffalo	W	115-105
April 3	at	Boston	L	107-120
April 6	at	Buffalo	W	104-102
April 9	at	Boston	L	97-100
April 12	at	Buffalo	L	104-106

Los Angeles Clippers Playoff Record:	**15-21(.416)**
Buffalo Braves Playoff Record:	**9-13 (.409)**
Franchise Playoff Record:	**24-34 (.413)**

FRANCHISE COACHING RECORDS

SEASON	COACH	G	W	L	PCT.	FINISH
2011-12	**Vinny Del Negro**	**66**	**40**	**26**	**.606**	**Second (Pacific)**
2010-11	**Vinny Del Negro**	**82**	**32**	**50**	**.390**	**Fourth (Pacific)**
2009-10	Mike Dunleavy	49	21	28	.428	--
	Kim Hughes	33	8	25	.242	--
	Total	82	29	53	.353	Third (Pacific)
2008-09	Mike Dunleavy	82	19	63	.231	Fifth (Pacific)
2007-08	Mike Dunleavy	82	23	59	.280	Fifth (Pacific)
2006-07	Mike Dunleavy	82	40	42	.488	Fourth (Pacific)
2005-06	Mike Dunleavy (Playoffs)	82	47	35	.573	Second (Pacific) (Western Semi, 3-4)
2004-05	Mike Dunleavy	82	37	45	.451	Third (Pacific)
2003-04	Mike Dunleavy	82	28	54	.341	Seventh (Pacific)
2002-03	Dennis Johnson	24	8	16	.333	
	Alvin Gentry	58	19	39	.328	
	Total	82	27	55	.329	Seventh (Pacific)
2001-02	Alvin Gentry	82	39	43	.476	Fifth (Pacific)
2000-01	Alvin Gentry	82	31	51	.378	Sixth (Pacific)
1999-00	Jim Todd	37	4	33	.108	--
	Chris Ford	45	11	34	.244	--
	Total	82	15	67	.183	Seventh (Pacific)
1998-99	Chris Ford	50	9	41	.180	Seventh (Pacific)
1997-98	Bill Fitch	82	17	65	.207	Seventh (Pacific)
1996-97	Bill Fitch	82	36	46	.439	Fifth (Pacific)
	Bill Fitch (Playoffs)	3	0	3	.000	Lost to Utah (1st Round, 0-3)
1995-96	Bill Fitch	82	29	53	.354	Seventh (Pacific)
1994-95	Bill Fitch	82	17	65	.207	Seventh (Pacific)
1993-94	Bob Weiss	82	27	55	.329	Seventh (Pacific)
1992-93	Larry Brown	82	41	41	.500	Fourth (Pacific)
	Larry Brown (Playoffs)	5	2	3	.400	Lost to Houston (1st Round, 2-3)
1991-92	Larry Brown	35	23	12	.657	--
	Mack Calvin	2	1	1	.500	--
	Mike Schuler	45	21	24	.467	--
	Total	82	45	37	.549	Fifth (Pacific)
	Larry Brown (Playoffs)	5	2	3	.400	Lost to Utah (1st Round, 2-3)
1990-91	Mike Schuler	82	31	51	.378	Sixth (Pacific)
1989-90	Don Casey	82	30	52	.366	Sixth (Pacific)
1988-89	Don Casey	44	11	33	.250	Seventh (Pacific)
	Gene Shue	38	10	28	.263	--
	Total	82	21	61	.256	Seventh (Pacific)
1987-88	Gene Shue	82	17	65	.207	Sixth (Pacific)
1986-87	Don Chaney	82	12	70	.146	Sixth (Pacific)
1985-86	Don Chaney	82	32	50	.390	Third (tie) (Pacific)
1984-85	Don Chaney	21	9	12	.429	--
	Jim Lynam	61	22	39	.361	--
	Total	82	31	51	.378	Fourth (tie) (Pacific)
1983-84	Jim Lynam	82	30	52	.366	Sixth (Pacific)
1982-83	Paul Silas	82	25	57	.305	Sixth (Pacific)
1981-82	Paul Silas	82	17	65	.207	Sixth (Pacific)
1980-81	Paul Silas	82	36	46	.439	Fifth (Pacific)
1979-80	Gene Shue	82	35	47	.427	Fifth (Pacific)
1978-79	Gene Shue	82	43	39	.524	Fifth (Pacific)
1977-78	Cotton Fitzsimmons	82	27	55	.329	Fourth (Atlantic)
1976-77	Joe Mullaney	29	11	18	.379	--
	Bob MacKinnon	7	3	4	.429	--
	Tates Locke	46	16	30	.348	--
	Total	82	30	52	.366	Fourth (Atlantic)
1975-76	Jack Ramsay	82	46	36	.561	Second (tie) (Atlantic)
	Jack Ramsay (Playoffs)	9	4	5	.444	Lost to Boston (Eastern Semi, 2-4)
1974-75	Jack Ramsay	82	49	33	.598	Second (Atlantic)
	Jack Ramsay (Playoffs)	7	3	4	.429	Lost to Washington (Eastern Semi, 3-4)
1973-74	Jack Ramsay	82	42	40	.512	Third (Atlantic)
	Jack Ramsay (Playoffs)	6	2	4	.333	Lost to Boston (Eastern Semi, 2-4)
1972-73	Jack Ramsay	82	21	61	.256	Third (Atlantic)
1971-72	John McCarthy	81	22	59	.272	--
	Dolph Schayes	1	0	1	.000	--
	Total	82	22	60	.268	Fourth (Atlantic)
1970-71	Dolph Schayes	82	22	60	.268	Fourth (Atlantic)
TOTALS		**3,396**	**1,273**	**2,149**	**.374**	
Los Angeles Clippers		2,248	802	1,446	.356	
San Diego Clippers		492	186	306	.378	
Buffalo Braves		656	259	397	.395	
PLAYOFF TOTALS		**58**	**24**	**34**	**.413**	

FRANCHISE ALL-TIME COACHING RECORD (by winning %)

COACH	YEARS	G	WON	LOST	PCT.	PLAYOFF RECORD W	L	PCT.
Larry Brown	1991-93	117	64	53	.547	4	6	.400
Mack Calvin	1991-92	2	1	1	.500			
Vinny Del Negro	**2010-2012**	**148**	**72**	**76**	**.486**	**4**	**7**	**.363**
Jack Ramsay	1972-76	328	158	170	.482	9	13	.438
Bob MacKinnon	1976-77	7	3	4	.429			
Mike Dunleavy	2003-10	541	215	326	.397	7	5	.583
Mike Schuler	1990-92	127	52	75	.409			
Alvin Gentry	2000-03	222	89	133	.401			
Joe Mullaney	1976-77	29	11	18	.379			
Gene Shue	1978-80, 87-89	284	105	179	.370			
Jim Lynam	1983-85	143	52	91	.364			
Tates Locke	1976-77	46	16	30	.348			
Dennis Johnson	2002-03	24	8	16	.333			
Cotton Fitzsimmons	1977-78	82	27	55	.329			
Bob Weiss	1993-94	82	27	55	.329			
Don Casey	1988-90	126	41	85	.325			
Paul Silas	1980-83	246	78	168	.317			
Bill Fitch	1994-98	328	99	229	.302	0	3	.000
Don Chaney	1984-87	185	53	132	.286			
John McCarthy	1971-72	81	22	59	.272			
Dolph Schayes	1970-71	83	22	61	.265			
Kim Hughes	2009-10	33	8	25	.242			
Chris Ford	1998-00	95	20	75	.211			
Jim Todd	1999-00	37	4	33	.108			

CLIPPERS MISCELLANEOUS RECORDS

INDIVIDUAL POINTS IN AN OVERTIME

CLIPPERS	11	Rick Brunson	vs. New Orleans	12/21/04
OPPONENTS	11	Carmelo Anthony	at Denver	11/7/03
	11	Robert Pack	vs. New Jersey (A)	11/30/96
	11	Ron Brewer	at Cleveland	3/17/82

MOST FIELD GOALS, NONE MISSED, GAME

CLIPPERS	10-10	Charles Smith	vs. Denver	4/11/92
OPPONENTS	9-9	Arvydas Sabonis	vs. Portland	11/20/95

MOST FREE THROWS, NONE MISSED, GAME

CLIPPERS	15-15	Darrick Martin	vs. Sacramento	12/14/96
	15-15	Darrick Martin	vs. Utah	12/30/96
OPPONENTS	17-17	Karl Malone	at Utah	11/14/92

MOST 3-PT FIELD GOALS, NONE MISSED, GAME

CLIPPERS	5-5	Corey Maggette	at Toronto	2/8/08
	5-5	Sam Cassell	at Seattle	1/28/07
	5-5	Eric Piatkowski	vs. Minnesota	4/13/01
	5-5	Rodney Rogers	vs. Denver (A)	4/12/97
OPPONENTS	9-9	Latrell Sprewell	at New York	2/4/03
	6-6	Chris Mullin	vs. Indiana	3/31/98
	5-5	Danilo Gallinari	vs. Denver	2/2/12
	5-5	Vernon Maxwell	at Houston	4/6/93

CONSECUTIVE 3-PT FIELD GOALS MADE

CLIPPERS	10	Quentin Richardson	11/28/01 – 12/2/01

MOST GAMES IN A SEASON, SCORING

20+ POINTS	69	World B. Free	1978-79
30 + POINTS	36	World B. Free	1979-80
40+ POINTS	8	World B. Free	1979-80

MOST GAMES IN A CAREER, SCORING

20+ POINTS	251	Elton Brand	2001-2008
30 + POINTS	68	World B. Free	1978-79 – 1979-80
40+ POINTS	13	World B. Free	1978-79 – 1979-80

MOST GAMES IN A SEASON, REBOUNDS

10+ REBOUNDS	68	Swen Nater	1979-80
20+ REBOUNDS	11	Swen Nater	1979-80

MOST GAMES IN A CAREER, REBOUNDS

10+ REBOUNDS	274	Elton Brand	2001-2008
20+ REBOUNDS	16	Swen Nater	1978-79 – 1982-83

MOST GAMES 10 ASSISTS OR MORE

CAREER	128	Norm Nixon	1983-84 – 1985-86, 1988-89
SEASON	55	Norm Nixon	1983-84

MOST GAMES 20 ASSISTS OR MORE

CAREER	4	Gary Grant	1988-89 – 1994-95
SEASON	3	Gary Grant	1989-90

MOST DOUBLE-DOUBLES

CAREER	265	Elton Brand	2001-08
	183	Loy Vaught	1990-91 – 1997-98
SEASON	**63**	**Blake Griffin**	**2010-11**
	55	Elton Brand	2001-02

ALL-TIME FOUR-POINT PLAYS

Travis Outlaw	at Denver	4/3/10	Eric Piatkowski	vs. Toronto	3/16/03
Tim Thomas	vs. Chicago	11/17/07	Darrick Martin	vs. Dallas	3/29/98
Tim Thomas	at Golden State	11/16/07	Rodney Rogers	at Houston	4/15/97
Cuttino Mobley	vs. Atlanta	2/14/07	Joe Wolf	vs. Lakers	4/21/90
Corey Maggette	at Lakers	11/17/04	John Douglas	at Lakers	12/27/81
Keyon Dooling	at Golden State	4/14/03	Freeman Williams	vs. New York	1/22/81

CLIPPERS MISCELLANEOUS RECORDS

RECORD BOOK

CLIPPERS 20-POINT, 20-REBOUND GAMES

Player	Opponent	Date	Pts	Reb
Blake Griffin	**vs. San Antonio**	**2/18/12**	**22**	**20**
Drew Gooden	at Dallas	3/23/10	26	20
Chris Kaman	vs. Sacramento	1/23/08	20	21
Chris Kaman	at Phoenix	12/28/07	22	20
Chris Kaman	vs. Indiana	12/2/07	22	22
Chris Kaman	vs. Minnesota	3/13/06	24	23
Chris Kaman	at Charlotte	12/23/05	22	22
Elton Brand	at Charlotte	12/23/05	38	20
Elton Brand	at Lakers	1/17/04	35	20
Elton Brand	at Dallas	12/20/03	22	20
Elton Brand	at Golden State	4/14/03	26	23
Elton Brand	at Miami	11/12/02	25	20
Elton Brand	at Memphis	2/25/02	27	23
Elton Brand	at Indiana	2/23/02	23	21
Maurice Taylor	vs. Vancouver	2/16/99	21	20
Loy Vaught	vs. Dallas	4/23/95	26	21
Benoit Benjamin	at Indiana	1/8/91	25	20
Ken Norman	at Philadelphia	12/18/90	22	20
Benoit Benjamin	at Portland	4/6/90	20	22
Benoit Benjamin	vs. Charlotte	3/17/89	34	23
Ken Norman	vs. Golden State	1/13/89	35	20
Michael Cage	at Golden State	4/16/88	24	21
Michael Cage	at Utah	4/12/88	20	23
Michael Cage	vs. Houston	2/12/88	24	22

CLIPPERS 30-POINT, 20-REBOUND GAMES

Player	Opponent	Date	Pts	Reb
Elton Brand	at Charlotte	12/23/05	38	20
Elton Brand	at Lakers	1/17/04	35	20
Benoit Benjamin	vs. Charlotte	3/17/89	34	23
Ken Norman	vs. Golden State	1/13/89	35	20
Terry Cummings	at Indiana	11/9/82	32	24
Swen Nater	vs. Utah (OT)	12/23/79	35	22

CLIPPERS 20-POINT, 20-ASSIST GAMES

Player	Opponent	Date	Pts	Ast
Norm Nixon	vs. Denver	4/10/85	29	20
Norm Nixon	vs. Detroit	3/18/85	20	21

CLIPPERS 50 POINT GAMES

Pts	Player	Date	Opponent
52	Charles Smith	12/1/90	at Denver
51	Freeman Williams	1/19/80	at Phoenix

CLIPPERS 40 POINT GAMES

Pts	Player	Date	Opponent
49	World B. Free	2/2/79	vs. Denver
47	**Blake Griffin**	**1/17/11**	**vs. Indiana**
46	World B. Free	10/12/79	vs. Lakers
46	World B. Free	1/13/79	at Atlanta
45	World B. Free	11/7/79	at Phoenix
45	World B. Free	2/13/79	vs. Washington (2OT)
44	**Blake Griffin**	**11/20/10**	**vs. New York**
44	Elton Brand	2/10/06	vs. Memphis
44	Quentin Richardson	12/31/03	vs. Denver
44	World B. Free	3/15/80	vs. Phoenix
43	Danny Manning	12/7/93	at Chicago
42	Dominique Wilkins	4/16/94	vs. Lakers
42	World B. Free	2/27/80	at Detroit
42	World B. Free	12/7/79	at Lakers
42	World B. Free	3/30/79	at Denver
42	World B. Free	11/2/78	vs. New York
41	Eric Gordon	1/23/09	vs. Oklahoma City
41	Derek Smith	4/3/85	vs. Kansas City
41	Freeman Williams	12/10/80	at Kansas City
41	World B. Free	12/23/79	vs. Utah (OT)
41	World B. Free	10/19/79	at Seattle
40	Charles Smith	4/19/91	vs. Golden State
40	Charles Smith	3/3/90	at Indiana

Note: In franchise history, Bob McAdoo of the Buffalo Braves had four games with 50 points, [illegible] of 40 points.

CLIPPERS MISCELLANEOUS TEAM RECORDS

ALL-TIME COMEBACKS

Deficit	Score	Time		Opponent	LAC-Opp	Date
24	25-49	6:30	2nd	at Chicago	97-96	11/13/04
23	48-71	9:51	3rd	at San Antonio	114-108	12/23/88
22	55-77	0:41	2nd	vs Denver	111-109	4/4/06
22	19-41	11:40	2nd	vs Dallas	100-99	12/10/03
21	32-53	9:55	3rd	at Washington	93-88	12/6/00
21	60-81	4:50	3rd	at Sacramento	105-103	4/2/88

BIGGEST LEADS THAT GOT AWAY

Lead	Score	Time		Opponent	LAC-Opp	Date
23	36-13	8:31	2nd	vs. Sacramento	104-83	3/18/00
22	47-25	6:50	2nd	vs. Toronto	89-104	11/13/09
21	54-33	11:02	3rd	vs. New Orleans	100-91(2OT)	12/21/04
21	52-31	5:06	2nd	vs. Miami	108-113(OT)	3/14/90
21	50-29	7:11	2nd	vs. Phoenix	102-121	12/30/87
20	43-23	4:34	2nd	at New Jersey	102-98	3/11/11
20	87-67	2:22	3rd	at Seattle	107-113	12/26/86
20	71-51	9:04	3rd	vs. Charlotte	101-118	3/10/00
20	60-40	0:45	2nd	at Boston	89-94	2/9/05

OVERTIME RECORD

	OT GAMES	HOME	ROAD	TOTAL
1970-71	0	0-0	0-0	0-0
1971-72	5	0-2	2-1	2-3
1972-73	2	0-0	0-2	0-2
1973-74	6	1-3	2-0	3-3
1974-75	2	0-1	1-0	1-1
1975-76	1	0-0	1-0	1-0
1976-77	2	1-0	0-1	1-1
1977-78	4*	1-0	1-2	2-2
1978-79	1**	0-1	0-0	0-1
1979-80	2#	1-0	0-1	1-1
1980-81	2	0-0	1-1	1-1
1981-82	3	0-2	0-1	0-3
1982-83	4##	2-1	1-0	3-1
1983-84	2	0-0	0-2	0-2
1984-85	2	0-1	1-0	1-1
1985-86	2+	1-1	0-0	1-1
1986-87	4	0-3	1-0	1-3
1987-88	4++	1-1	1-1	2-2
1988-89	7	2-3	0-2	2-5
1989-90	5	1-2	0-2	1-4
1990-91	5	1-1	2-1	3-2
1991-92	6	2-0	3-1	5-1
1992-93	5	1-3	1-0	2-3
1993-94	3%	1-1	0-1	1-2
1994-95	6&	2-1	1-2	3-3
1995-96	2	0-1	0-1	0-2
1996-97	8-	2-3	1-2	3-5
1997-98	3@	1-1	0-1	1-2
1998-99	4$	1-2	0-1	1-3
1999-00	1	0-1	0-0	0-1
2000-01	13!	2-5	0-6	2-11
2001-02	5	0-2	0-3	0-5
2002-03	3	1-0	0-2	1-3
2003-04	5	1-2	1-1	2-3
2004-05	9!!	3-6	0-0	3-6
2005-06	5	2-0	1-2	3-2
2006-07	2	1-0	0-1	1-1
2007-08	4	2-0	0-2	2-2
2008-09	6!!!	1-1	3-1	4-2
2009-10	1	0-0	1-0	1-0
2010-11	5!!!!	1-1	0-3	1-4
2011-12	5	2-1	2-0	4-1
TOTALS	**166**	**38-53**	**28-47**	**68-100**

* Includes 1-0 in double OT, on road
** Includes 0-1 in double OT, at home
# Includes 0-1 in double OT, on road
Includes 1-1 in double OT, at home
\+ Includes 1-0 in double OT, at home
++ Includes 1-0 in double OT, on road
% Includes 0-1 in double OT, on road
& Includes 1-1 in double OT, at home
\- Includes 1-1 in double OT, 0-1 at home
@ Includes 0-1 in double OT, at home
$ Includes 0-1 in double OT, at home
! Includes 1-0 in double OT, at home
!! Includes 2-3 in double OT, at home
!!! Includes 2-0 in double OT, 1-0 at home
!!!! Includes 1-1 in double OT, 1-0 at home

CLIPPERS TRIPLE-DOUBLES

CURRENT CLIPPERS CAREER TRIPLE-DOUBLES

CHAUNCEY BILLUPS (2 Games)

4/3/02	Minnesota vs. Memphis	26 points, 11 rebounds, 10 assists
2/20/04	Minnesota at Detroit	20 points, 10 rebounds, 11 assists

CARON BUTLER (3 Games)

3/30/08	Washington at Lakers	17 points, 12 rebounds, 12 assists
12/19/07	Washington vs. Chicago	29 points, 11 rebounds, 10 assists
11/23/07	Washington vs. Golden State	26 points, 11 rebounds, 10 assists

BLAKE GRIFFIN (2 Games)

4/13/11	Clippers vs. Memphis	31 points, 10 rebounds, 10 assists
3/23/11	Clippers vs. Washington (2OT)	33 points, 17 rebounds, 10 assists

GRANT HILL (29 games)

4/7/95	Detroit vs. Orlando	21 points, 11 rebounds, 10 assists
12/2/95	Detroit vs. Atlanta	24 points, 13 rebounds, 11 assists
12/15/95	Detroit vs. New Jersey	19 points, 10 rebounds, 12 assists
12/28/95	Detroit vs. Toronto	17 points, 10 rebounds, 11 assists
1/13/96	Detroit at New Jersey	26 points, 13 rebounds, 13 assists
2/21/96	Detroit vs. New York	25 points, 15 rebounds, 11 assists
3/4/96	Detroit vs. Atlanta	17 points, 11 rebounds, 12 assists
3/13/96	Detroit vs. Phoenix	18 points, 17 rebounds, 11 assists
3/17/96	Detroit vs. Denver	20 points, 13 rebounds, 10 assists
4/7/96	Detroit at Boston	16 points, 10 rebounds, 10 assists
4/14/96	Detroit vs. Boston	16 points, 12 rebounds, 10 assists
12/18/96	Detroit vs. New York	17 points, 10 rebounds, 11 assists
1/18/97	Detroit at Lakers	34 points, 15 rebounds, 14 assists
1/25/97	Detroit vs. Philadelphia	21 points, 16 rebounds, 10 assists
2/1/97	Detroit at New Jersey	22 points, 11 rebounds, 11 assists
2/12/97	Detroit vs. Orlando	31 points, 10 rebounds, 10 assists
2/28/97	Detroit at Boston	29 points, 12 rebounds, 12 assists
3/21/97	Detroit vs. Minnesota	22 points, 11 rebounds, 10 assists
3/30/97	Detroit vs. Philadelphia	22 points, 16 rebounds, 10 assists
4/2/97	Detroit at San Antonio	31 points, 11 rebounds, 10 assists
4/4/97	Detroit at Atlanta	22 points, 12 rebounds, 12 assists
4/11/97	Detroit vs. Charlotte	20 points, 14 rebounds, 10 assists
4/13/97	Detroit vs. Chicago	27 points, 12 rebounds, 10 assists
4/14/97	Detroit at Orlando	12 points, 15 rebounds, 13 assists
11/9/97	Detroit at Vancouver	14 points, 10 rebounds, 14 assists
12/3/97	Detroit vs. Phoenix	27 points, 16 rebounds, 10 assists
4/5/98	Detroit vs. Lakers	18 points, 16 rebounds, 12 assists
4/12/98	Detroit at Charlotte	17 points, 13, rebounds, 10 assists
3/21/99	Detroit vs. Utah	29 points, 13 rebounds, 11 assists

LAMAR ODOM (12 games)

12/30/99	Clippers at Houston	10 points, 13 rebounds, 10 assists
3/10/00	Clippers vs. Charlotte	10 points, 10 rebounds, 11 assists
3/15/00	Clippers at Sacramento	21 points, 10 rebounds, 10 assists
11/29/00	Clippers vs. Golden State	16 points, 12 rebounds, 11 assists
3/22/01	Clippers vs. Houston	12 points, 11 rebounds, 11 assists
3/27/01	Clippers vs. Detroit	27 points, 16 rebounds, 11 assists
3/31/01	Clippers vs. Cleveland	11 points, 10 rebounds, 10 assists
3/6/04	Miami vs. Sacramento	30 points, 19 rebounds, 11 assists
4/11/06	Lakers vs. Golden State	15 points, 13 rebounds, 10 assists
4/14/06	Lakers vs. Portland	16 points, 12 rebounds, 12 assists
4/3/07	Lakers vs. Denver	17 points, 14 rebounds, 12 assists
2/13/08	Lakers at Milwaukee	10 points, 16 rebounds, 10 assists

CHRIS PAUL (11 Games)

4/2/06	NO/OKC at Toronto	24 points, 12 rebounds, 12 assists
4/5/06	NO/OKC at Golden State	17 points, 11 rebounds, 16 assists
12/1/06	NO/OKC vs. Chicago	25 points, 11 rebounds, 18 assists
4/6/08	New Orleans vs. Golden State	16 points, 10 rebounds, 13 assists
11/22/08	New Orleans vs. Oklahoma City	29 points, 10 rebounds, 16 assists
11/24/08	New Orleans at Clippers	14 points, 10 rebounds, 17 assists
12/30/08	New Orleans vs. Washington	15 points, 10 rebounds, 16 assists
1/14/09	New Orleans at Dallas	33 points, 10 rebounds, 11 assists
1/26/09	New Orleans vs. Philadelphia	27 points, 10 rebounds, 15 assists
3/11/09	New Orleans at Washington	30 points, 10 rebounds, 13 assists
12/29/09	New Orleans at Houston	16 points, 11 rebounds, 10 assists

CLIPPERS TRIPLE-DOUBLES

TRIPLE-DOUBLES

DEREK ANDERSON (1 Game)

12/6/99	vs. Miami	16 points, 10 rebounds, 12 assists

BENOIT BENJAMIN (1 Game)

3/31/89	vs. San Antonio	25 points, 10 rebounds, 10 blocked shots

STEVE BLAKE (1 Game)

4/14/10	vs. Lakers	23 points, 10 rebounds, 11 assists

ELTON BRAND (1 Game)

1/26/03	at Indiana	17 points, 14 rebounds, 10 assists

MICHAEL BROOKS (1 Game)

3/11/83	vs. Chicago (2OT)	10 points, 11 rebounds, 10 assists

BARON DAVIS (10 Regular Season Games, 2 Playoff Games)

1/12/10	Clippers at Memphis	27 points, 12 rebounds, 12 assists
4/10/08	Golden State vs. Denver	20 points, 10 rebounds, 11 assists
1/24/08	Golden State vs. New Jersey	25 points, 12 rebounds, 10 assists
11/23/07	Golden State at Washington	33 points, 11 rebounds, 15 assists
4/18/07	Golden State at Portland	12 points, 10 rebounds, 14 assists
1/14/06	Golden State vs. Lakers	24 points, 11 rebounds, 13 assists
1/8/05	New Orleans vs. Sacramento	26 points, 10 rebounds, 17 assists
1/3/02	Charlotte vs. Golden State	28 points, 10 rebounds, 11 assists
11/25/00	Charlotte vs. Cleveland	14 points, 10 rebounds, 11 assists
11/22/00	Charlotte vs. Philadelphia	12 points, 10 rebounds, 11 assists
PLAYOFFS		
4/30/02	Charlotte at Orlando (Game 4)	28 points, 11 rebounds, 10 assists
4/27/02	Charlotte at Orlando (Game 3)	33 points, 14 rebounds, 10 assists

GARY GRANT (1 Game)

1/30/90	vs. Lakers	22 points, 11 rebounds, 17 assists

RON HARPER (3 Games)

3/11/94	vs. Dallas	26 points, 10 rebounds, 10 assists
2/5/94	vs. Sacramento	24 points, 10 rebounds, 10 assists
4/17/92	at Golden State	28 points, 11 rebounds, 10 assists

MARK JACKSON (4 Games)

3/13/94	vs. Golden State (OT)	11 points, 13 rebounds, 17 assists
2/26/93	at Golden State	10 points, 11 rebounds, 14 assists
12/22/92	vs. Dallas	21 points, 12 rebounds, 10 assists
12/8/92	at Cleveland	16 points, 10 rebounds, 10 assists

DANNY MANNING (1 Game)

12/22/93	vs. Washington	12 points, 12 rebounds, 10 assists

JEFF McINNIS (1 Game)

3/16/01	vs. Golden State	21 points, 12 rebounds, 11 assists

ANDRE MILLER (1 Game)

1/10/03	at Seattle	16 points, 10 rebounds, 10 assists

SWEN NATER (1 Game)

11/3/79	vs. Utah	20 points, 19 rebounds, 10 assists

KEN NORMAN (1 Game)

3/25/89	vs. Phoenix	20 points, 14 rebounds, 12 assists

POOH RICHARDSON (1 Game)

3/25/95	vs. New York	11 points, 10 rebounds, 11 assists

CLIPPERS ROOKIE RECORDS

GAME

POINTS	**47**	**Blake Griffin**	**vs. Indiana**	**1/17/11**
REBOUNDS	24	Terry Cummings	at Utah (OT)	1/5/83
	24	Terry Cummings	at Indiana	11/9/82
ASSISTS	20	Gary Grant	vs. Portland	4/6/89
STEALS	**7**	**Eric Bledsoe**	**vs. Denver**	**3/5/11**
		Tyrone Nesby	vs. Seattle	5/5/99
BLOCKED SHOTS	8	Darius Miles	vs. Charlotte	1/5/01
MINUTES PLAYED	**51**	**Blake Griffin**	**vs. Washington**	**3/23/11**
		Lamond Murray	at Sacramento (OT)	4/8/95
FIELD GOALS MADE	**19**	**Blake Griffin**	**vs. Indiana**	**1/17/11**
FIELD GOALS ATT.	28	Terry Cummings	vs. Seattle (2OT)	4/5/83
	28	Terry Cummings	vs. Kansas City	1/14/83
FREE THROWS MADE	**16**	**Blake Griffin**	**vs. New York**	**11/20/10**
FREE THROWS ATT.	**23**	**Blake Griffin**	**vs. New York**	**11/20/10**
3-PT MADE	6	Eric Gordon	vs. Golden State	2/23/09
	6	Brent Barry	at Utah	2/2/96
	6	Terry Dehere	at Seattle	4/14/94
3-PT ATTEMPTED	10	Brent Barry	at Utah	2/2/96
	10	Brent Barry	vs. Utah (A)	1/20/96

SINGLE-SEASON

POINTS	**1,845**	**Blake Griffin**	**2010-11**
REBOUNDS	**989**	**Blake Griffin**	**2010-11**
ASSISTS	506	Gary Grant	1988-89
STEALS	144	Gary Grant	1988-89
BLOCKED SHOTS	206	Benoit Benjamin	1985-86
MINUTES PLAYED	**3,112**	**Blake Griffin**	**2010-11**
FGM	**696**	**Blake Griffin**	**2010-11**
FGA	**1,376**	**Blake Griffin**	**2010-11**
FG %	.525 (554-1056)	Tom Chambers	1981-82
FTM	**446**	**Blake Griffin**	**2010-11**
FTA	**695**	**Blake Griffin**	**2010-11**
FT %	.854 (299-350)	Eric Gordon	2008-09
3PT MADE	131	Eric Gordon	2008-09
3PT ATTEMPTED	337	Eric Gordon	2008-09
3PT %	.416 (123-296)	Brent Barry	1995-96
PPG	23.7	Terry Cummings	1982-83
RPG	**12.1**	**Blake Griffin**	**2010-11**
APG	7.1	Gary Grant	1988-89

SINGLE-SEASON FRANCHISE RECORDS

(only marks greater than Clippers marks listed)

REBOUNDS	1,184	Elmore Smith	1971-72
ASSISTS	663	Ernie DiGregorio	1973-74
FTM	476	Adrian Dantley	1976-77
FTA	582	Adrian Dantley	1976-77
FT %	.902 (174-193)*	Ernie DiGregorio	1973-74
RPG	15.2	Elmore Smith	1971-72
APG	8.2	Ernie DiGregorio	1973-74

**Indicates NBA record*

TEAM HISTORY

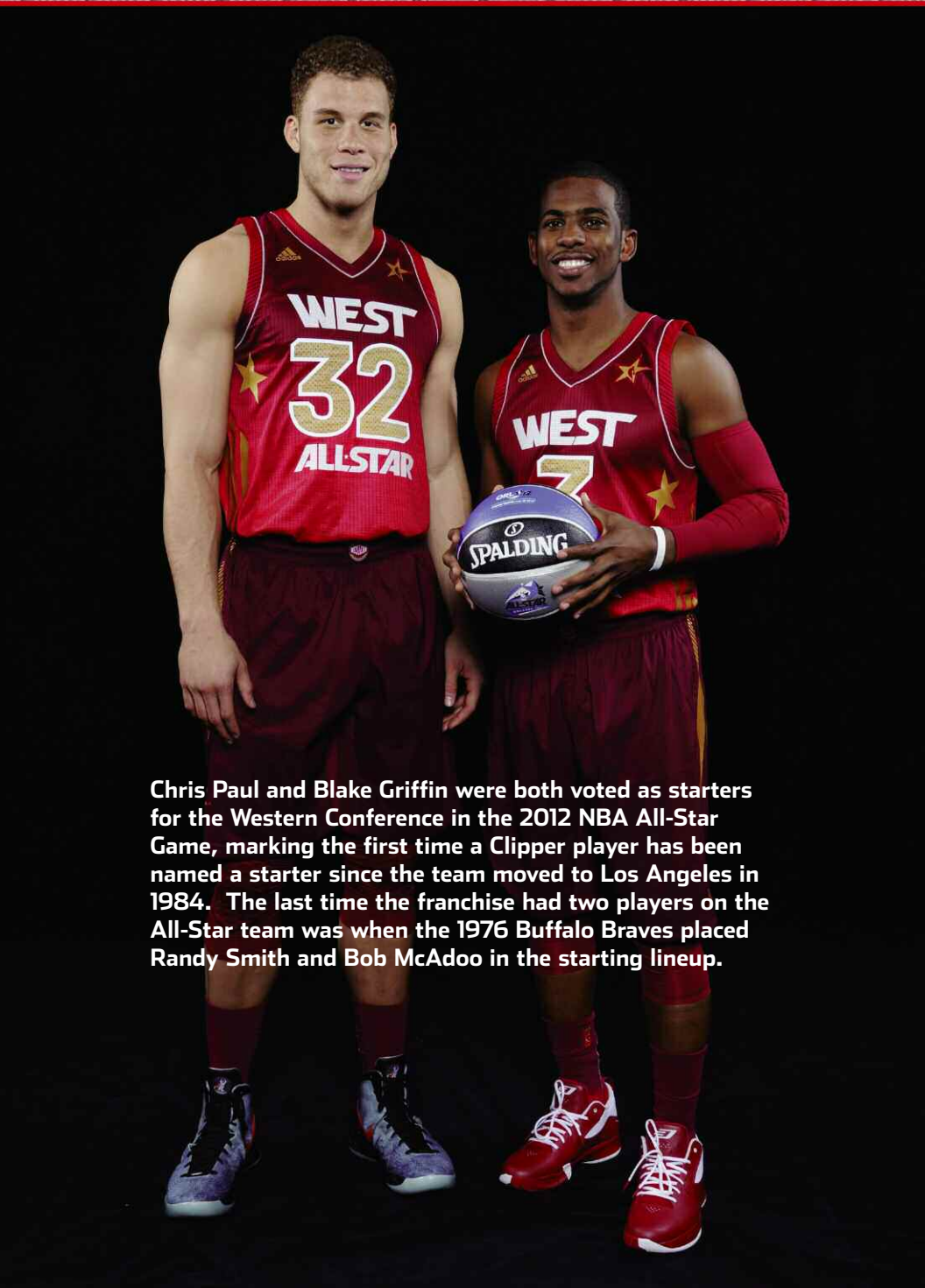

Chris Paul and Blake Griffin were both voted as starters for the Western Conference in the 2012 NBA All-Star Game, marking the first time a Clipper player has been named a starter since the team moved to Los Angeles in 1984. The last time the franchise had two players on the All-Star team was when the 1976 Buffalo Braves placed Randy Smith and Bob McAdoo in the starting lineup.

MONTH-BY-MONTH

SEASON	OCT W	OCT L	NOV W	NOV L	DEC W	DEC L	JAN W	JAN L	FEB W	FEB L	MAR W	MAR L	APR W	APR L	MAY W	MAY L	Overall W	Overall L
2011-12	—	—	—	—	1	2	11	4	8	6	11	9	9	5	—	—	40	26
2010-11	0	3	3	12	7	8	9	5	2	12	8	6	3	4	—	—	32	50
2009-10	0	4	8	6	6	8	6	9	4	8	3	13	2	5	—	—	29	53
2008-09	0	2	3	11	5	10	2	14	5	8	3	11	1	7	—	—	19	63
2007-08	—	—	6	8	4	11	4	9	5	9	3	15	1	7	—	—	23	59
2006-07	—	—	7	7	7	9	9	6	5	7	8	8	4	5	—	—	40	42
2005-06	—	—	10	5	6	7	9	5	7	6	10	6	5	6	—	—	47	35
2004-05	—	—	9	6	4	9	9	8	3	9	7	8	5	5	—	—	37	45
2003-04	0	2	4	6	9	7	7	10	5	8	2	16	1	5	—	—	28	54
2002-03	0	1	6	10	6	8	5	10	2	9	4	12	4	5	—	—	27	55
2001-02	0	1	7	8	8	5	9	9	5	7	8	7	2	6	—	—	39	43
2000-01	0	1	5	10	5	10	3	12	7	7	7	7	4	4	—	—	31	51
1999-00	—	—	4	10	5	10	2	12	1	14	2	13	1	8	—	—	15	67
1998-99	—	—	—	—	—	—	—	—	0	12	3	14	6	11	0	4	9	41
1997-98	0	1	2	13	4	10	4	12	2	9	4	11	1	9	—	—	17	65
1996-97	—	—	6	10	5	9	6	6	8	4	6	11	5	6	—	—	36	46
1995-96	—	—	7	8	4	11	5	8	3	10	8	8	2	8	—	—	29	53
1994-95	—	—	0	13	4	12	3	12	4	9	3	12	3	7	—	—	17	65
1993-94	—	—	6	6	5	10	4	10	3	9	7	10	2	10	—	—	27	55
1992-93	—	—	7	6	8	6	7	8	6	6	6	10	7	5	—	—	41	41
1991-92	—	—	7	10	9	5	4	9	8	4	12	4	5	5	—	—	45	37
1990-91	—	—	6	8	5	10	4	11	4	7	9	8	3	7	—	—	31	51
1989-90	—	—	4	8	6	8	9	8	3	9	5	12	3	7	—	—	30	52
1988-89	—	—	6	8	4	10	0	14	1	14	6	7	4	8	—	—	21	61
1987-88	—	—	4	8	4	8	2	15	2	9	3	14	2	11	—	—	17	65
1986-87	0	1	3	11	1	12	3	13	3	7	2	15	0	11	—	—	12	70
1985-86	4	0	2	12	5	9	7	9	4	7	6	10	4	3	—	—	32	50
1984-85	1	1	5	11	8	7	5	9	3	9	5	12	4	2	—	—	31	51
1983-84	1	1	4	12	6	8	4	8	6	9	7	9	2	5	—	—	30	52
1982-83	0	2	3	11	3	12	8	7	6	6	5	10	0	9	—	—	25	57
1981-82	1	0	3	10	3	11	6	9	2	12	1	15	1	8	—	—	17	65
1980-81	3	7	7	9	8	5	5	9	7	6	6	10	—	—	—	—	36	46
1979-80	4	7	7	8	9	6	8	8	3	8	4	10	—	—	—	—	35	47
1978-79	5	6	6	9	7	6	8	6	8	4	7	6	2	2	—	—	43	39
1977-78	2	4	8	6	3	10	3	9	3	10	7	10	1	6	—	—	27	55
1976-77	2	3	7	9	5	8	3	10	6	7	5	11	2	4	—	—	30	52
1975-76	3	0	6	9	10	6	11	5	5	6	7	9	4	1	—	—	46	36
1974-75	4	2	12	4	6	7	11	4	7	7	8	6	1	3	—	—	49	33
1973-74	6	4	4	11	6	7	10	7	10	5	6	6	—	—	—	—	42	40
1972-73	2	7	2	12	6	8	7	8	2	12	2	14	—	—	—	—	21	61
1971-72	3	7	5	7	4	10	3	11	3	14	4	11	—	—	—	—	22	60
1970-71	1	6	6	10	4	15	5	13	3	9	3	7	—	—	—	—	22	60
TOTAL	**42**	**73**	**217**	**358**	**225**	**350**	**240**	**371**	**184**	**350**	**233**	**423**	**106**	**220**	**0**	**4**	**1,247**	**2,149**
PCT.	**.365**		**.377**		**.391**		**.392**		**.344**		**.355**		**.325**				**.367**	

FRANCHISE ATTENDANCE

SEASON	TOTAL	AVERAGE	SELLOUTS	HOME W-L	PCT.
LOS ANGELES CLIPPERS (STAPLES Center/LA Memorial Sports Arena/Arrowhead Pond)					
2011-12	634,237	**19,219**	**33**	24-9	**.727**
2010-11	727,462	17,743	18	23-18	.560
2009-10	670,063	16,343	5	21-20	.512
2008-09	663,587	16,185	5	11-30	.268
2007-08	692,408	16,888	7	13-28	.317
2006-07	**755,261**	18,421	13	25-16	.609
2005-06	712,409	17,376	6	27-14	.659
2004-05	696,181	16,980	8	27-14	.659
2003-04	665,400	16,635	6	*18-22	.452
2002-03	706,471	17,231	9	16-25	.390
2001-02	740,185	18,053	25	25-16	.610
2000-01	599,448	14,621	11	22-19	.537
1999-00	559,714	13,652	4	10-31	.243
1998-99	256,568	10,263	1	6-19	.240
1997-98	408,693	9,968	3	11-30	.268
1996-97	400,637	9,772	6	21-20	.512
1995-96	414,560	10,111	3	19-22	.463
1994-95	438,254	10,689	7	13-28	.317
1993-94	471,034	11,489	4	17-24	.415
1992-93	532,632	12,991	8	27-14	.659
1991-92	500,200	12,200	9	29-12	.707
1990-91	522,104	12,734	5	23-18	.561
1989-90	486,621	11,869	5	20-21	.488
1988-89	450,623	10,991	5	17-24	.415
1987-88	359,674	8,773	3	14-27	.341
1986-87	316,140	7,711	1	9-32	.220
1985-86	341,614	8,332	0	22-19	.537
1984-85	384,119	9,369	4	20-21	.488
SAN DIEGO CLIPPERS (San Diego Sports Arena)					
1983-84	228,710	5,578	0	25-16	.610
1982-83	158,887	3,875	1	18-23	.439
1981-82	178,103	4,344	0	11-30	.268
1980-81	257,597	6,283	1	22-19	.537
1979-80	325,012	7,927	2	24-17	.585
1978-79	311,789	7,605	5	29-12	.707
BUFFALO BRAVES (Buffalo Memorial Auditorium)					
1977-78	252,457	6,158	N/A	20-21	.488
1976-77	319,398	7,790	0	23-18	.561
1975-76	418,696	10,212	0	28-13	.683
1974-75	467,267	11,397	N/A	30-11	.732
1973-74	427,270	10,421	3	23-18	.561
1972-73	321,710	7,847	0	14-27	.341
1971-72	350,852	8,557	3	14-27	.341
1970-71	204,053	4,977	N/A	15-26	.366
TOTALS					
LOS ANGELES CLIPPERS		14,413,891	207	517-565	.477
SAN DIEGO CLIPPERS		1,460,098	9	129-117	.524
BUFFALO BRAVES		2,761,703	6	168-160	.512
FRANCHISE		**32,415,346**	**222**	**814-840**	**.492**

*The Clippers played only 40 games at STAPLES Center in 2003-04. Los Angeles opened the season in Japan with a home and road contest against the Seattle Sonics.

YEAR-BY-YEAR STATISTICS

CLIPPERS/BRAVES

	FIELD GOALS			3-POINT FG			FREE THROWS									
SEASON	FG	FGA	PCT	FG	FGA	PCT	FT	FTA	PCT	REB	AST	STL	TO	BLK	PTS	AVG
2011-12	2439	5366	.455	514	1441	.357	1046	1538	.680	2743	1385	556	879	315	6438	97.5
2010-11	3015	6594	.457	513	**1519**	.338	1546	2187	.707	3456	1813	585	1343	402	8089	98.6
2009-10	3002	6601	.455	483	1457	.332	1362	1867	.730	3429	1810	532	1285	466	7849	95.7
2008-09	2955	6696	.441	535	1513	.354	1354	1839	.736	3267	1723	572	1221	482	7799	95.1
2007-08	2820	6445	.438	350	1079	.324	1079	2178	.701	3291	1732	557	1180	398	7692	93.8
2006-07	2880	6318	.456	314	903	.348	1769	2245	.788	3372	1762	596	1239	472	7843	95.6
2005-06	2993	6443	.465	290	843	.344	1694	2142	***.791***	3532	1708	534	1185	503	7970	97.2
2004-05	2924	6368	.459	231	669	.345	1770	2274	.778	3435	1901	599	1290	422	7849	95.7
2003-04	2817	6579	.428	329	1024	.321	1808	2302	.785	3565	1653	594	1344	376	7771	94.8
2002-03	2835	6490	.437	390	1178	.331	1633	2177	.750	3470	1605	574	1291	461	7693	93.8
2001-02	2970	6668	.445	408	1147	.356	1498	2026	.739	3557	1714	510	1214	540	7846	95.7
2000-01	2896	6467	.448	360	1063	.339	1429	2061	.643	3521	1585	490	1293	513	7581	92.5
1999-00	2877	6757	.426	429	1267	.339	1363	1826	.746	3332	1479	578	1325	494	7546	92.0
1998-99	1711	4007	.427	214	668	.320	883	1225	.721	1958	820	424	796	236	4519	90.4
1997-98	2930	6690	.438	***525***	1468	.358	1480	2047	.723	3316	1533	625	1323	456	7865	95.9
1996-97	2989	6696	.446	474	1339	.354	1517	2074	.731	3334	1662	733	1311	441	7969	97.2
1995-96	3126	6618	.472	509	1374	***.370***	1392	1984	.702	3169	1672	703	1355	411	8153	99.4
1994-95	3060	6888	.444	331	1051	.315	1476	2079	.710	3140	1805	787	1334	435	7927	96.7
1993-94	3343	7163	.467	252	831	.303	1509	2128	.709	3530	2169	807	1474	421	8447	103.0
1992-93	3544	7329	.484	133	491	.271	1562	2177	.718	3543	***2242***	***847***	1338	491	8783	107.1
1991-92	3347	7076	.473	145	502	.289	1601	2223	.720	3525	2053	824	1269	498	8440	102.9
1990-91	3391	7315	.464	113	434	.260	1596	2273	.702	3746	2119	725	1438	507	8491	103.5
1989-90	3319	6853	.484	56	230	.243	1815	2458	.738	3418	1978	782	1547	507	8509	103.8
1988-89	3526	7428	.475	54	234	.231	1606	2220	.723	3540	2208	815	1666	530	8712	106.2
1987-88	3190	7194	.443	79	317	.249	1644	2305	.713	3541	1885	721	1534	520	8103	98.8
1986-87	3311	7332	.452	78	348	.224	1866	2515	.742	3368	1971	751	1493	432	8566	104.5
1985-86	3388	7165	.473	64	229	.279	***2067***	***2683***	.770	3417	1968	694	1506	501	8907	108.6
1984-85	3527	7119	.495	56	188	.298	1674	2208	.758	3597	1934	534	1587	497	8784	107.1
1983-84	3634	7325	.496	24	128	.188	1785	2424	.736	3689	1981	567	1515	385	9077	110.7
1982-83	3625	7634	.475	64	262	.244	1589	2195	.724	3502	2087	820	1600	408	8903	108.6
1981-82	3552	7101	***.500***	99	338	.293	1693	2341	.723	3327	1878	636	1570	299	8896	108.5
1980-81	3477	7283	.477	132	407	.324	1651	2246	.735	3313	2098	764	1407	292	8737	106.5
1979-80	3524	7494	.470	177	543	.326	1595	2167	.736	3602	1688	664	1443	288	8820	107.6
1978-79	3721	7706	.483	--	--	--	1836	2471	.743	3805	1539	703	1623	392	***9278***	***113.1***
1977-78	3413	7323	.466	--	--	--	1808	2314	.781	3621	1975	650	1575	327	8634	105.3
1976-77	3366	7475	.450	--	--	--	1880	2492	.754	3836	1883	683	1699	392	8612	105.0
1975-76	3481	7307	.476	--	--	--	1833	2368	.774	3721	2112	720	1743	366	8795	107.3
1974-75	3552	7469	.476	--	--	--	1735	2224	.780	3843	2063	718	1710	456	8839	107.8
1973-74	***3728***	7763	.480	--	--	--	1699	2221	.765	3980	2165	786	***1828***	***600***	9155	111.6
1972-73	3536	***7877***	.449	--	--	--	1399	1966	.712	4158	2218	--	--	--	8471	103.3
1971-72	3409	7560	.451	--	--	--	1549	2219	.698	3978	1759	--	--	--	8367	102.0
1970-71	3424	7860	.436	--	--	--	1805	2504	.721	***4261***	1962	--	--	--	8653	105.5

OPPONENTS

	FIELD GOALS			3-POINT FG			FREE THROWS									
SEASON	FG	FGA	PCT	FG	FGA	PCT	FT	FTA	PCT	REB	AST	STL	TO	BLK	PTS	AVG
2011-12	2279	5098	.447	460	1261	.365	1251	1678	.746	2626	1368	396	966	296	6269	95.0
2010-11	3046	6688	.455	**584**	**1598**	.365	1670	2167	.771	3324	1827	659	1125	404	8346	101.8
2009-10	3193	6792	.470	529	1457	.363	1455	1910	.762	3369	1926	686	1059	363	8370	102.1
2008-09	3218	6805	.473	536	1431	.375	1546	2035	.760	3615	1951	652	1093	414	8518	103.9
2007-08	3114	6670	.467	486	1393	.349	1574	2096	.751	3573	1834	1773	1112	388	8288	101.1
2006-07	2912	6436	.452	455	1341	.339	1602	2142	.748	3220	1722	396	1239	321	7881	96.1
2005-06	2887	6638	.435	474	1367	.347	1593	2175	.732	3290	1765	570	1053	355	7841	95.6
2004-05	2936	6618	.444	485	1317	.368	1555	2041	.762	3241	1732	638	1122	393	7912	96.5
2003-04	3075	6687	.460	452	1256	.360	1545	2086	.741	3391	1874	693	1122	437	8147	99.4
2002-03	3035	6787	.447	454	1244	.365	1507	1946	.774	3506	1840	652	1152	418	8031	97.9
2001-02	3074	6866	.448	407	1145	.355	1329	1783	.745	3443	1859	612	1055	439	7884	96.1
2000-01	2995	6800	.440	354	1075	.329	1474	1983	.743	3481	1791	638	1045	412	7818	95.3
1999-00	3281	6879	.477	417	1077	***.387***	1512	2041	.741	3737	1975	621	1172	377	8491	103.5
1998-99	1830	3858	.474	222	627	.354	1078	1445	.746	2146	1101	419	782	289	4960	99.2
1997-98	3236	6832	.474	334	923	.362	1663	2267	.734	3638	1826	726	1158	412	8469	103.3
1996-97	2975	6445	.462	480	1345	.357	1732	2312	.749	3501	1654	737	1369	419	8162	99.5
1995-96	3090	6471	.478	444	1195	.372	1824	2444	.746	3396	1658	689	1357	401	8448	103.0
1994-95	3207	6470	.496	388	1049	.370	1876	2503	.750	3619	1917	693	1506	459	8678	105.8
1993-94	3512	7421	.473	308	882	.349	1584	2209	.717	3916	2220	898	1364	476	8916	108.7
1992-93	3311	7051	.470	275	790	.348	1857	2434	.763	3616	1970	765	1445	453	8754	106.8
1991-92	3211	6997	.459	224	648	.346	1706	2249	.759	3596	1784	705	1396	432	8352	101.9
1990-91	3337	7151	.467	199	593	.336	1901	2529	.752	3609	1982	773	1316	491	8774	107.0
1989-90	3432	7207	.476	186	576	.323	1737	2251	.772	3516	2092	828	1364	429	8787	107.2
1988-89	3747	7738	.484	197	576	.342	1834	2400	.764	3892	2384	***933***	1440	***551***	***9525***	***116.2***
1987-88	3513	7360	.477	124	363	.342	1799	2309	.779	3907	2300	842	1452	483	8949	109.1
1986-87	3759	7254	.518	110	320	.344	1875	2515	.746	3830	2416	806	1533	534	9503	115.9
1985-86	***3849***	7588	.507	73	261	.280	1704	2280	.747	3726	***2469***	760	1396	457	9475	115.5
1984-85	3737	7630	.490	74	263	.281	1604	2115	.758	3530	2264	770	1242	422	9152	111.6
1983-84	3771	7406	.509	53	187	.283	1749	2233	.783	3275	2370	727	1242	458	9344	114.0
1982-83	3652	6910	***.529***	32	130	.246	1963	2626	.748	3460	2105	789	1723	519	9299	113.4
1981-82	3739	7105	.526	36	146	.247	1988	2647	.751	3309	2129	772	1334	487	9502	115.9
1980-81	3508	6951	.505	33	153	.216	1818	2433	.747	3468	2097	683	1553	392	8867	108.1
1979-80	3752	7508	.500	43	187	.230	1613	2086	.773	3709	2012	764	1391	408	9160	111.7
1978-79	3832	7801	.491	--	--	--	1760	2295	.767	3616	1896	747	1517	350	9424	114.9
1977-78	3623	7609	.476	--	--	--	1695	2250	.753	3765	2137	722	1476	375	8941	109.0
1976-77	3786	7917	.478	--	--	--	1404	1859	.755	3989	2192	729	1607	446	8976	109.5
1975-76	3558	7722	.461	--	--	--	1611	2156	.747	3828	2079	729	1660	319	8727	106.4
1974-75	3575	7943	.450	--	--	--	1513	1943	.779	3914	2151	730	1670	383	8663	105.6
1973-74	3786	***8106***	.467	--	--	--	1592	2013	***.791***	4004	2256	798	***1763***	435	9164	111.8
1972-73	3745	7947	.471	--	--	--	1733	2299	.754	4278	2383	--	--	--	9223	112.5
1971-72	3479	7557	.460	--	--	--	2167	2842	.762	4187	1918	--	--	--	9125	111.3
1970-71	3486	7666	.455	--	--	--	***2224***	***3018***	.737	***4447***	1998	--	--	--	9196	112.1

Bold indicates season best mark

2010-11 LOS ANGELES CLIPPERS

PLAYER	G	GS	MIN	FG	FGA	PCT	3FG	3FGA	PCT	FT	FTA	PCT	--Rebounds-- OFF	DEF	TOT	AST	PF	DQ	STL	TO	BLK	PTS	AVG
Griffin	82	82	3112	696	1376	.506	7	24	.292	446	695	.642	270	719	989	312	252	5	63	223	45	1845	22.5
Gordon	56	56	2112	427	949	.450	106	291	.364	287	348	.825	45	119	164	244	115	1	71	151	18	1247	22.3
Williams (TOT)	58	56	1789	291	730	.399	79	244	.324	151	177	.853	21	132	153	380	150	1	53	171	10	812	14.0
Williams (LAC)	22	22	723	113	268	.422	43	108	.398	66	75	.880	6	50	56	123	59	1	20	66	0	335	15.2
Davis	43	35	1269	214	515	.416	45	152	.296	79	104	.760	29	91	120	299	114	0	62	107	22	552	12.8
Kaman	32	15	838	177	376	.471	0	0	—	43	57	.754	51	174	225	46	75	0	16	58	48	397	12.4
Foye	63	24	1551	206	531	.388	71	217	.327	133	149	.893	13	90	103	170	122	1	47	95	21	616	9.8
Gomes	76	62	2095	207	505	.410	72	211	.341	61	85	.718	61	193	254	118	159	1	62	55	12	547	7.2
Jordan	80	66	2047	234	341	.686	0	1	.000	98	217	.452	207	368	575	42	255	1	41	101	142	566	7.1
Bledsoe	81	25	1841	206	486	.424	32	116	.276	99	133	.744	68	155	223	289	130	0	92	194	26	543	6.7
Diogu	36	0	470	83	148	.561	0	0	—	41	62	.661	41	74	115	2	72	0	3	22	3	207	5.8
Aminu	81	14	1452	160	406	.394	45	143	.315	92	119	.773	75	192	267	60	121	0	59	103	25	457	5.6
Smith	48	0	586	104	188	.553	0	5	.000	50	68	.735	43	74	117	31	84	0	16	33	7	258	5.4
Butler	41	2	744	73	226	.323	42	129	.326	18	27	.667	10	66	76	27	34	0	8	22	15	206	5.0
Cook	40	0	447	72	170	.424	34	79	.430	15	24	.625	19	77	96	15	75	1	12	25	11	193	4.8
Moon (TOT)	59	20	1042	101	248	.407	38	123	.309	15	17	.882	23	142	165	52	65	0	28	22	33	255	4.3
Moon (LAC)	19	7	278	25	59	.424	11	28	.393	5	6	.833	9	38	47	7	26	0	3	5	6	66	3.5
Warren	19	0	134	13	35	.371	5	15	.333	6	8	.750	1	11	12	27	16	0	6	8	0	37	1.9
Collins	23	0	157	5	15	.333	0	0	—	7	10	.700	7	10	17	1	24	0	4	5	1	17	0.7
CLIPPERS	**82**	**-**	**19855**	**3015**	**6594**	**.457**	**513**	**1519**	**.338**	**1546**	**2187**	**.707**	**955**	**2501**	**3456**	**1813**	**1733**	**11**	**585**	**1343**	**402**	**8089**	**98.6**
OPPONENTS	**82**	**-**	**19855**	**3046**	**6688**	**.455**	**584**	**1598**	**.365**	**1670**	**2167**	**.771**	**914**	**2410**	**3324**	**1827**	**1811**	**19**	**659**	**1125**	**404**	**8346**	**101.8**

RECORD
32-50
Home: 23-18, Road: 9-32
4th place, Pacific Division

PLAYOFFS
None

CLIPPERS LEADERS
Scoring: Blake Griffin (22.5)
Rebounding: Blake Griffin (12.1)
Assists: Baron Davis (7.0)

HONORS
Blake Griffin
2010-11 T-Mobile Rookie Of The Year
2010 All-Star Game
2010 Sprite Slam Dunk Contest Winner
2010 T-Mobile Rookie Challenge
T-Mobile Rookie of the Month (6 times)

HEAD COACH
Vinny Del Negro (32-50)

ASSISTANT COACHES
Marc Iavaroni
Dean Demopoulos
Robert Pack
Dave Severns
Howard Eisley

ATHLETIC TRAINER
Jasen Powell

GAME-BY-GAME RESULTS

	OCTOBER (0-3)			
10/27/10	Portland	L	88-98	0-1
10/29/10	at Golden State	L	91-109	0-2
10/31/10	Dallas	L	83-99	0-3
	NOVEMBER (3-12)			
11/1/10	San Antonio	L	88-97	0-4
11/3/10	**Oklahoma City**	**W**	**107-92**	**1-4**
11/5/10	at Denver	L	104-111	1-5
11/6/10	at Utah	L	107-109**	1-6
11/9/10	at New Orleans	L	82-101	1-7
11/10/10	at San Antonio	L	95-107	1-8
11/12/10	Detroit	L	107-113*	1-9
11/15/10	New Jersey	L	96-110	1-10
11/17/10	at Minnesota	L	111-113	1-11
11/18/10	at Indiana	L	80-107	1-12
11/20/10	New York	L	115-124	1-13
11/22/10	**New Orleans**	**W**	**99-85**	**2-13**
11/25/10	**Sacramento**	**W**	**100-82**	**3-13**
11/26/10	at Phoenix	L	108-116	3-14
11/28/10	Utah	L	97-109	3-15
	DECEMBER (7-8)			
12/1/10	**San Antonio**	**W**	**90-85**	**4-15**
12/3/10	at Denver	L	104-109	4-16
12/5/10	at Portland	L	91-100	4-17
12/6/10	**Sacramento**	**W**	**98-91**	**5-17**
12/8/10	L.A. Lakers	L	86-87	5-18
12/11/10	Memphis	L	83-84	5-19
12/12/10	Orlando	L	85-94	5-20
12/15/10	at Philadelphia	L	91-105	5-21
12/17/10	**at Detroit**	**W**	**109-88**	**6-21**
12/18/10	**at Chicago**	**W**	**100-99**	**7-21**
12/20/10	**Minnesota**	**W**	**113-90**	**8-21**
12/22/10	Houston	L	92-97	8-22
12/26/10	**Phoenix**	**W**	**108-103**	**9-22**
12/27/10	**at Sacramento**	**W**	**100-99**	**10-22**
12/29/10	Utah	L	95-103	10-23
	JANUARY (9-5)			
1/2/11	Atlanta	L	98-107	10-24
1/5/11	**Denver**	**W**	**106-93**	**11-24**
1/9/11	**Golden State**	**W**	**105-91**	**12-24**
1/12/11	**Miami**	**W**	**111-105**	**13-24**
1/14/11	at Golden State	L	112-122	13-25
1/16/11	**at L.A. Lakers**	**W**	**99-92**	**14-25**
1/17/11	**Indiana**	**W**	**114-107**	**15-25**
1/19/11	**Minnesota**	**W**	**126-111**	**16-25**
1/20/11	at Portland	L	93-108	16-26
1/22/11	**Golden State**	**W**	**113-109**	**17-26**
1/25/11	at Dallas	L	105-112	17-27
1/26/11	at Houston	L	83-96	17-28
1/29/11	**Charlotte**	**W**	**103-88**	**18-28**
1/31/11	**Milwaukee**	**W**	**105-98**	**19-28**
	FEBRUARY (2-12)			
2/2/11	Chicago	L	88-106	19-29
2/4/11	at Atlanta	L	100-101	19-30
2/6/11	at Miami	L	79-97	19-31
2/8/11	at Orlando	L	85-101	19-32
2/9/11	**at New York**	**W**	**116-108**	**20-32**
2/11/11	at Cleveland	L	119-126*	20-33
2/13/11	at Toronto	L	93-98	20-34
2/14/11	at Milwaukee	L	78-102	20-35
2/16/11	**at Minnesota**	**W**	**98-90**	**21-35**
2/22/11	at Oklahoma City	L	88-111	21-36
2/23/11	at New Orleans	L	87-98	21-37
2/25/11	at L.A. Lakers	L	95-108	21-38
2/26/11	Boston	L	92-99	21-39
2/28/11	at Sacramento	L	99-105	21-40
	MARCH (8-6)			
3/2/11	**Houston**	**W**	**106-103**	**22-40**
3/5/11	**Denver**	**W**	**100-94**	**23-40**
3/7/11	**at Charlotte**	**W**	**92-87**	**24-40**
3/9/11	**at Boston**	**W**	**108-103**	**25-40**
3/11/11	at New Jersey	L	98-102*	25-41
3/12/11	**at Washington**	**W**	**122-101**	**26-41**
3/14/11	at Memphis	L	82-105	26-42
3/16/11	Philadelphia	L	94-104	26-43
3/19/11	**Cleveland**	**W**	**100-92**	**27-43**
3/20/11	Phoenix	L	99-108	27-44
3/23/11	**Washington**	**W**	**127-119****	**28-44**
3/25/11	at L.A. Lakers	L	104-112	28-45
3/26/11	**Toronto**	**W**	**94-90**	**29-45**
3/30/11	Dallas	L	100-106	29-46
	APRIL (3-4)			
4/1/11	at Phoenix	L	98-101	29-47
4/2/11	**Oklahoma City**	**W**	**98-92**	**30-47**
4/5/11	**at Memphis**	**W**	**82-81**	**31-47**
4/6/11	at Oklahoma City	L	108-112	31-48
4/8/11	at Dallas	L	96-107	31-49
4/9/11	at Houston	L	78-99	31-50
4/13/11	**Memphis**	**W**	**110-103**	**32-50**

Indicates overtime (0-1)* ***Bold* *indicates wins*

2009-10 LOS ANGELES CLIPPERS

PLAYER	G	GS	MIN	FG	FGA	PCT	3FG	3FGA	PCT	FT	FTA	PCT	--Rebounds-- OFF	DEF	TOT	AST	PF	DQ	STL	TO	BLK	PTS	AVG
Kaman	76	76	2608	589	1202	.490	0	6	.000	230	307	.749	184	520	704	120	213	1	37	223	94	1408	18.5
Gordon	62	60	2229	352	784	.449	119	321	.371	222	299	.742	25	135	160	186	96	0	69	144	14	1045	16.9
B. Davis	75	73	2523	412	1015	.406	82	296	.277	239	291	.821	52	214	266	598	210	0	126	211	43	1145	15.3
Butler	82	64	2702	356	870	.409	145	432	.336	122	145	.841	39	201	240	116	121	0	36	79	68	979	11.9
Gooden	24	22	725	131	266	.492	0	2	.000	93	101	.921	84	142	226	21	65	1	15	52	8	355	14.8
Thornton	51	30	1405	220	460	.478	5	14	.357	103	139	.741	85	107	192	61	144	3	25	66	22	548	10.7
Outlaw	23	6	499	72	180	.400	28	74	.378	28	35	.800	20	63	83	26	30	0	11	20	9	200	8.7
Smith	75	2	1232	226	397	.569	1	5	.200	132	208	.635	97	190	287	84	194	0	33	88	25	585	7.8
Camby	51	51	1596	166	356	.466	2	6	.333	60	91	.659	166	450	616	151	105	0	69	64	99	394	7.7
Blake	29	10	762	74	167	.443	38	87	.437	12	16	.750	6	63	69	177	39	0	21	63	4	198	6.8
Jordan	70	12	1137	144	238	.605	0	2	.000	48	128	.375	122	230	352	21	152	1	16	75	62	336	4.8
Brown	23	0	191	28	85	.329	9	32	.281	5	7	.714	8	12	20	42	14	0	6	22	0	70	3.0
R. Davis	36	2	499	62	143	.434	16	42	.381	18	31	.581	10	47	57	39	39	0	11	29	3	158	4.4
Telfair	39	1	582	67	166	.404	11	47	.234	24	31	.774	5	36	41	114	65	0	22	44	5	169	4.3
Collins	43	0	470	47	128	.367	4	17	.235	13	21	.619	13	37	50	44	45	0	23	32	1	111	2.6
Novak	54	0	362	42	108	.389	22	71	.310	7	9	.778	1	32	33	6	21	0	7	2	2	113	2.1
Skinner	16	1	123	10	25	.400	0	0	—	6	8	.750	9	18	27	0	20	0	3	7	4	26	1.6
Rush	7	0	58	4	11	.364	1	3	.333	0	0	—	1	5	6	4	8	0	2	3	3	9	1.3
Curry	1	0	0	0	0	—	0	0	—	0	0	—	0	0	0	0	0	0	0	0	0	0	0.0
CLIPPERS	**82**	**-**	**197**	**053**	**002**	**6601**	**.455**	**483**	**1457**	**.332**	**1362**	**1867**	**.730**	**927**	**2502**	**3429**	**1810**	**1581**	**6**	**532**	**1285**	**466**	**7849**	**95.7**
OPPONENTS	**82**	**-**	**197**	**05 3193**		**6792**	**.470**	**529**	**1457**	**.363**	**1455**	**1910**	**.762**	**879**	**2490**	**3369**	**1926**	**1588**	**8**	**686**	**1059**	**363**	**8370**	**102.1**

RECORD
29-53
Home: 21-20, Road: 8-33
3rdplace, Pacific Division

PLAYOFFS
None

CLIPPERS LEADERS
Scoring: Chris Kaman (18.5)
Rebounding: Marcus Camby (12.1)
Assists: Baron Davis (8.0)

HONORS
Chris Kaman
2010 All-Star Game
Western Conference
Player of The Week (Jan. 4 – 10)
Western Conference
Player of The Week (Nov. 2 – 8)
Eric Gordon
2010 T-Mobile Rookie Challenge & Youth Jam
2010 NBA All-Star Slam Dunk-In

HEAD COACH
Mike Dunleavy (21-28)
Kim Hughes (8-25)

ASSISTANT COACHES
Jim Eyen
Kim Hughes
Rory White
Neal Meyer

ATHLETIC TRAINER
Jasen Powell

GAME-BY-GAME RESULTS

OCTOBER (0-4)

10/27/09	at L.A. Lakers	L	99-92	0-1
10/28/09	Phoenix	L	107-109	0-2
10/30/09	at Utah	L	98-111	0-3
10/31/09	Dallas	L	84-93	0-4

NOVEMBER (8-6)

11/2/09	**Minnesota**	**W**	**93-90**	**1-4**
11/6/09	**at Golden State**	**W**	**118-90**	**2-4**
11/7/09	**Memphis**	**W**	**113-110**	**3-4**
11/9/09	New Orleans	L	84-112	3-5
11/11/09	Oklahoma City	L	79-83	3-6
11/13/09	Toronto	L	89-104	3-7
11/15/09	**at Oklahoma City**	**W**	**101-93**	**4-7**
11/17/09	at New Orleans	L	102-110	4-8
11/18/09	atMemphis	L	91-106	4-9
11/20/09	**Denver**	**W**	**106-99**	**5-9**
11/23/09	**Minnesota**	**W**	**91-87**	**6-9**
11/25/09	at Indiana	L	73-86	6-10
11/27/09	**at Detroit**	**W**	**104-96**	**7-10**
11/29/09	**Memphis**	**W**	**98-88**	**8-10**

DECEMBER (6-8)

12/2/09	Houston	L	85-102	8-11
12/5/09	**Indiana**	**W**	**88-72**	**9-11**
12/8/09	Orlando	L	86-97	9-12
12/13/09	San Antonio	L	90-115	9-13
12/14/09	**Washington**	**W**	**97-95**	**10-13**
12/16/09	**at Minnesota**	**W**	**120-95**	**11-13**
12/18/09	at New York	L	91-95	11-14
12/19/09	**at Philadelphia**	**W**	***112-107**	**12-14**
12/21/09	at San Antonio	L	87-103	12-15
12/22/09	at Houston	L	99-108	12-16
12/25/09	at Phoenix	L	93-124	12-17
12/27/09	**Boston**	**W**	**92-90**	**13-17**
12/30/09	at Portland	L	99-103	13-18
12/31/09	**Philadelphia**	**W**	**104-88**	**14-18**

JANUARY (6-9)

1/4/10	**Portland**	**W**	**105-95**	**15-18**
1/6/10	**L.A. Lakers**	**W**	**102-91**	**16-18**
1/10/10	**Miami**	**W**	**94-84**	**17-18**
1/12/10	at Memphis	L	102-104	17-19
1/13/10	at New Orleans	L	94-108	17-20
1/15/10	at L.A. Lakers	L	86-126	17-21
1/16/10	Cleveland	L	101-102	17-22
1/18/10	**New Jersey**	**W**	**106-95**	**18-22**
1/20/10	**Chicago**	**W**	**104-97**	**19-22**
1/21/10	at Denver	L	85-105	19-23
1/24/10	**at Washington**	**W**	**92-78**	**20-23**
1/25/10	at Boston	L	89-95	20-24
1/27/10	at New Jersey	L	87-103	20-25
1/29/10	at Minnesota	L	97-111	20-26
1/31/10	at Cleveland	L	89-114	20-27

FEBRUARY (4-8)

2/2/10	**at Chicago**	**W**	**90-82**	**21-27**
2/3/10	at Atlanta	L	97-103	21-28
2/6/10	San Antonio	L	81-98	21-29
2/9/10	Utah	L	99-109	21-30
2/10/10	at Golden State	L	102-132	21-31
2/16/10	at Portland	L	87-109	21-32
2/17/10	Atlanta	L	92-110	21-33
2/20/10	**Sacramento**	**W**	**99-89**	**22-33**
2/22/10	**Charlotte**	**W**	**98-94**	**23-33**
2/24/10	**Detroit**	**W**	**97-91**	**24-33**
2/26/10	at Phoenix	L	112-125	24-34
2/28/10	at Sacramento	L	92-97	24-35

MARCH (3-13)

3/1/10	**Utah**	**W**	**108-104**	**25-35**
3/3/10	Phoenix	L	101-127	25-36
3/5/10	Oklahoma City	L	87-104	25-37
3/6/10	at Utah	L	85-107	25-38
3/9/10	at Orlando	L	87-113	25-39
3/10/10	at Miami	L	97-108	25-40
3/12/10	at Charlotte	L	98-106	25-41
3/13/10	at San Antonio	L	88-118	25-42
3/15/10	New Orleans	L	100-108	25-43
3/17/10	**Milwaukee**	**W**	**101-93**	**26-43**
3/21/10	Sacramento	L	89-102	26-44
3/23/10	at Dallas	L	96-106	26-45
3/25/10	**at Houston**	**W**	**99-93**	**27-45**
3/28/10	Golden State	L	103-121	27-46
3/30/10	at Milwaukee	L	89-107	27-47
3/31/10	at Toronto	L	92-114	27-48

APRIL (2-5)

4/3/10	at Denver	L	90-98	27-49
4/4/10	New York	L	107-113	27-50
4/7/10	Portland	L	85-93	27-51
4/8/10	at Sacramento	L	94-116	27-52
4/10/10	**Golden State**	**W**	**107-104**	**28-52**
4/12/10	Dallas	L	94-117	28-53
4/14/10	**L.A. Lakers**	**W**	**107-91**	**29-53**

Indicates overtime (0-1)* ***Bold* *indicates wins*

2008-09 LOS ANGELES CLIPPERS

PLAYER	G	GS	MIN	FG	FGA	PCT	3FG	3FGA	PCT	FT	FTA	PCT	--Rebounds-- OFF	DEF	TOT	AST	PF	DQ	STL	TO	BLK	PTS	AVG
Randolph (TOT)	50	45	1756	415	873	.475	32	97	.330	179	244	.734	157	347	504	103	133	0	43	114	16	1041	20.8
Randolph (LAC)	39	34	1369	333	684	.487	25	73	.342	124	177	.701	117	250	367	88	105	0	30	91	13	815	20.9
Thornton	71	67	2654	469	1051	.446	20	79	.253	236	313	.754	122	246	368	103	227	1	59	130	62	1194	16.8
Gordon	78	65	2677	411	901	.456	131	337	.389	299	350	.854	45	156	201	215	172	3	78	164	35	1252	16.1
B. Davis	65	60	2248	355	959	.370	99	328	.302	159	210	.757	46	192	238	501	193	1	108	193	35	968	14.9
Mobley	11	11	365	63	146	.432	12	35	.343	13	18	.722	9	20	29	12	21	0	15	18	2	151	13.7
Kaman	31	24	921	161	305	.528	0	0	—	51	75	.680	75	172	247	46	93	2	17	84	45	373	12.0
Camby	62	55	1925	254	496	.512	1	4	.250	132	182	.725	161	529	690	127	129	0	51	93	132	641	10.3
Thomas	10	5	220	34	90	.378	6	20	.300	21	34	.618	14	32	46	10	26	0	3	14	1	95	9.5
Jones	52	21	1495	129	317	.407	54	147	.367	66	81	.815	23	103	126	188	112	1	53	66	11	378	7.3
Novak	71	3	1161	176	396	.444	119	286	.416	21	23	.913	19	106	125	40	71	0	20	23	5	492	6.9
R. Davis	36	9	785	83	245	.339	35	111	.315	31	36	.861	9	51	60	82	63	0	19	39	5	232	6.4
Taylor	51	5	771	110	267	.412	13	40	.325	56	81	.691	22	65	87	106	84	0	36	73	0	289	5.7
Collins (TOT)	48	14	890	105	247	.425	13	31	.419	28	46	.609	31	76	107	111	80	0	31	58	10	251	5.2
Collins (LAC)	39	14	815	97	224	.433	13	28	.464	24	37	.649	29	70	99	101	73	0	29	53	10	231	5.9
Jordan	53	13	771	93	147	.633	0	0	—	42	109	.385	72	165	237	11	96	0	11	41	59	228	4.3
Skinner	51	21	843	92	205	.449	0	2	.000	30	47	.638	72	131	203	27	94	0	17	43	52	214	4.2
P. Davis	27	1	320	40	98	.408	0	1	.000	27	34	.794	28	39	67	12	44	0	10	13	3	107	4.0
Acker (TOT)	25	0	200	30	76	.395	7	20	.350	5	10	.500	8	16	24	12	9	0	5	7	4	72	2.9
Acker (LAC)	18	0	179	26	65	.400	7	16	.438	4	8	.500	8	14	22	11	9	0	3	7	3	63	3.5
Hart	28	2	312	25	84	.298	0	4	.000	15	19	.789	12	30	42	43	35	0	12	19	4	65	2.3
Samb	10	0	51	4	16	.250	0	2	.000	3	5	.600	7	6	13	0	3	0	1	1	5	11	1.1

RECORD
19-63
Home: 11-30, Road: 8-33
4th place, Pacific Division

PLAYOFFS
None

CLIPPERS LEADERS
Scoring: Zach Randolph (20.8)
Rebounding: Marcus Camby (11.1)
Assists: Baron Davis (7.7)

HONORS
Eric Gordon
All-Rookie Second Team

HEAD COACH
Mike Dunleavy

ASSISTANT COACHES
Jim Eyen
Kim Hughes
Rory White
Neal Meyer

ATHLETIC TRAINER
Jasen Powell

GAME-BY-GAME RESULTS

	OCTOBER (0-2)			
10/29/08	L.A. Lakers	L	79-117	0-1
10/31/08	Denver	L	103-113	0-2
	NOVEMBER (3-11)			
11/1/08	at Utah	L	79-101	0-3
11/3/08	Utah	L	73-89	0-4
11/5/08	at L.A. Lakers	L	88-106	0-5
11/7/08	Houston	L	83-92	0-6
11/9/08	**Dallas**	**W**	**103-92**	**1-6**
11/12/08	Sacramento	L	98-103	1-7
11/15/08	Golden State	L	103-121	1-8
11/17/08	San Antonio	L	83-86	1-9
11/19/08	**at Oklahoma City**	**W**	**108-88**	**2-9**
11/21/08	at Philadelphia	L	88-89	2-10
11/22/08	at New Jersey	L	95-112	2-11
11/24/08	New Orleans	L	87-99	2-12
11/26/08	Denver	L	105-106	2-13
11/29/08	**Miami**	**W**	**97-96**	**3-13**
	DECEMBER (5-10)			
12/2/08	at Dallas	L	988-100	3-14
12/3/08	at Houston	L	96-103	3-15
12/5/08	at Memphis	L	81-93	3-16
12/6/08	**at Minnesota**	**W**	**107-84**	**4-16**
12/8/08	Orlando	L	88-95	4-17
12/12/08	**at Portland**	**W**	**120-112**	**5-17**
12/13/08	**Houston**	**W**	**95-82**	**6-17**
12/16/08	**at Oklahoma City**	**W**	**98-88**	**7-17**
12/17/08	at Chicago	L	109-115	7-18
12/19/08	**at Indiana**	**W**	**117-109**	**8-18**
12/20/08	at Milwaukee	L	85-119	8-19
12/22/08	Toronto	L	75-97	8-20
12/28/08	Dallas	L	76-98	8-21
12/30/08	at Sacramento	L	90-92	8-22
12/31/08	Philadelphia	L	92-100	8-23
	JANUARY (2-14)			
1/2/09	at Phoenix	L	98-106	8-24
1/4/09	Detroit	L	87-88	8-25
1/6/09	at Dallas	L	102-107	8-26
1/8/09	at San Antonio	L	84-106	8-27
1/9/09	at New Orleans	L	80-107	8-28
1/11/09	Phoenix	L	103-109	8-29
1/14/09	Atlanta	L	80-97	8-30
1/17/09	**Milwaukee**	**W**	**101-92**	**9-30**
1/19/09	Minnesota	L	86-94	9-31
1/21/09	L.A. Lakers	L	97-108	9-32
1/23/09	**Oklahoma City**	**W**	**107-104**	**10-32**
1/25/09	at Golden State	L	92-107	10-33
1/26/09	Portland	L	88-113	10-34
1/28/09	Chicago	L	75-95	10-35
1/30/09	at Cleveland	L	95-112	10-36
1/31/09	at Washington	L	94-106	10-37
	FEBRUARY (5-8)			
2/2/09	at Miami	L	95-119	10-38
2/4/09	at Orlando	L	96-125	10-39
2/6/09	**at Memphis**	**W**	**126-105**	**11-39**
2/7/09	**at Atlanta**	**W**	**121-97**	**12-39**
2/9/09	at Charlotte	L	73-94	12-40
2/11/09	**New York**	**W**	**128-124**	**13-40**
2/17/09	at Phoenix	L	100-140	13-41
2/18/09	Phoenix	L	119-142	13-42
2/22/09	at Portland	L	87-116	13-43
2/23/09	**Golden State**	**W**	**118-105**	**14-43**
2/25/09	**Boston**	**W**	**93-91**	**15-43**
2/27/09	at Sacramento	L	86-98	15-44
2/28/09	Charlotte	L	95-100	15-45
	MARCH (3-11)			
3/2/09	San Antonio	L	78-106	15-46
3/4/09	Memphis	L	95-118	15-47
3/7/09	Indiana	L	105-106	15-48
3/10/09	Cleveland	L	83-87	15-49
3/14/09	at Denver	L	94-107	15-50
3/15/09	**New Jersey**	**W**	**107-105**	**16-50**
3/17/09	at Golden State	L	120-127	16-51
3/18/09	**Washington**	**W**	**123-108**	**17-51**
3/20/09	at Detroit	L	90-108	17-52
3/22/09	at Toronto	L	76-100	17-53
3/23/09	at Boston	L	77-90	17-54
3/25/09	**at New York**	**W**	**140-135**	**18-54**
3/27/09	at San Antonio	L	98-111	18-55
3/28/09	at Houston	L	93-110	18-56
	APRIL (1-7)			
4/1/09	New Orleans	L	98-104	18-57
4/4/09	at Denver	L	104-120	18-58
4/5/09	at L.A. Lakers	L	85-88	18-59
4/7/09	Minnesota	L	77-87	18-60
4/10/09	**Sacramento**	**W**	**109-78**	**19-60**
4/11/09	Portland	L	72-87	19-61
4/13/09	at Utah	L	85-106	19-62
4/15/09	Oklahoma City	L	85-126	19-63

2007-08 LOS ANGELES CLIPPERS

PLAYER	G	GS	MIN	FG	FGA	PCT	3FG	3FGA	PCT	FT	FTA	PCT	--Rebounds-- OFF	DEF	TOT	AST	PF	DQ	STL	TO	BLK	PTS	AVG
Maggette	70	65	2502	458	1000	.458	78	203	.384	553	681	.812	78	316	394	189	210	4	71	195	7	1547	22.1
Brand	8	6	274	52	114	.456	0	0	—	37	47	.787	21	43	64	16	21	0	3	17	15	141	17.6
Kaman	56	55	2083	338	700	.483	0	4	.000	202	265	.762	173	538	711	107	179	0	33	164	155	878	15.7
Cassell	38	33	975	183	402	.455	14	54	.259	106	119	.891	12	93	105	179	69	0	28	78	3	486	12.8
Mobley	77	38	2702	377	870	.433	67	192	.349	163	199	.819	50	225	275	202	152	2	78	123	34	984	12.8
Thornton	79	31	2158	374	871	.429	43	130	.331	214	288	.743	98	260	358	98	195	3	46	128	43	1005	12.7
Thomas	63	51	1940	291	705	.413	83	271	.306	115	153	.752	62	261	323	171	192	3	40	98	29	780	12.4
Parker (TOT)	28	2	592	64	184	.348	18	78	.231	19	28	.679	4	47	51	84	60	1	24	44	6	165	5.9
Parker (LAC)	19	2	409	47	130	.362	12	54	.222	16	24	.667	2	30	32	69	47	1	19	36	3	122	6.4
Powell	64	25	1228	145	315	.460	0	3	.000	63	87	.724	115	216	331	47	130	0	14	65	23	353	5.5
Dickau	67	8	1040	124	296	.419	36	108	.333	68	82	.829	13	84	97	172	108	0	32	55	3	352	5.3
Patterson	20	5	327	39	86	.453	0	2	.000	24	43	.558	24	40	64	17	37	0	21	27	7	102	5.1
Frahm	10	2	163	20	54	.370	7	25	.280	0	2	.000	4	10	14	8	7	0	2	6	0	47	4.7
Knight	74	39	1674	138	342	.404	0	6	.000	62	71	.873	15	127	142	328	160	0	100	71	11	338	4.6
Fazekas (TOT)	26	0	269	46	82	.561	0	2	.000	15	22	.682	34	55	89	11	25	0	8	13	11	107	4.1
Fazekas (LAC)	22	0	260	44	77	.571	0	2	.000	15	22	.682	33	53	86	11	25	0	8	13	11	103	4.7
Ross	76	44	1505	131	335	.391	9	21	.429	40	60	.667	54	118	172	88	132	0	43	29	33	311	4.1
Davis	22	1	194	24	65	.369	0	0	—	6	10	.600	25	22	47	10	33	0	6	9	6	54	2.5
A. Williams	30	5	297	27	55	.491	0	0	—	14	18	.778	15	46	61	9	44	0	12	13	15	68	2.3
Barrett	4	0	25	2	5	.400	1	3	.333	1	2	.500	0	1	1	7	1	0	0	1	0	6	1.5
M. Williams (TOT)	11	0	36	5	20	.250	0	0	—	0	0	—	4	8	12	3	3	0	1	0	1	10	0.9
M. Williams (LAC)	10	0	34	5	19	.263	0	0	—	0	0	—	4	8	12	3	3	0	1	0	0	10	1.0
Diaz	6	0	18	1	4	.250	0	1	.000	3	5	.600	2	0	2	1	0	0	0	0	0	5	0.8

RECORD
23-59
Home: 13-28, Road: 10-31
5th place, Pacific Division

PLAYOFFS
None

CLIPPERS LEADERS
Scoring: Corey Maggette (22.1)
Rebounding: Chris Kaman (12.7)
Assists: Sam Cassell (4.7)

HONORS
Al Thornton
All-Rookie First Team

HEAD COACH
Mike Dunleavy

ASSISTANT COACHES
Jim Eyen
Kim Hughes
Rory White
Neal Meyer

ATHLETIC TRAINER
Jasen Powell

GAME-BY-GAME RESULTS

NOVEMBER (6-8)

11/2/07	**Golden State**	**W**	**120-114**	**1-0**
11/4/07	**Seattle**	**W**	**115-101**	**2-0**
11/6/07	**at Chicago**	**W**	**97-91**	**3-0**
11/7/07	**at Indiana**	**W**	**104-89**	**4-0**
11/9/07	at Detroit	L	79-103	4-1
11/11/07	Cleveland	L	95-103	4-2
11/14/07	**New York**	**W**	**84-81**	**5-2**
11/16/07	at Golden State	L	105-122	5-3
11/17/07	Chicago	L	73-92	5-4
11/21/07	**Denver**	**W**	**101-90**	**6-4**
11/23/07	at Phoenix	L	94-113	6-5
11/24/07	New Orleans	L	89-98	6-6
11/26/07	Houston	L	71-88	6-7
11/30/07	at Denver	L	107-123	6-8

DECEMBER (4-11)

12/2/07	Indiana	L	95-101	6-9
12/4/07	Milwaukee	L	78-87	6-10
12/5/07	at Seattle	L	88-95	6-11
12/7/07	**at Sacramento**	**W**	**97-87**	**7-11**
12/9/07	Miami	L	94-100	7-12
12/11/07	**at New Jersey**	**W**	**91-82**	**8-12**
12/12/07	at Charlotte	L	103-108	8-13
12/14/07	**at Memphis**	**W**	**98-91**	**9-13**
12/16/07	at L.A. Lakers	L	92-113	9-14
12/18/07	Toronto	L	77-80	9-15
12/21/07	at Dallas	L	89-102	9-16
12/22/07	at San Antonio	L	90-99	9-17
12/27/07	Phoenix	L	88-108	9-18
12/28/07	at Phoenix	L	88-94	9-19
12/31/07	**Minnesota**	**W**	**91-82**	**10-19**

JANUARY (4-9)

1/2/08	New Orleans	L	81-95	10-20
1/6/08	San Antonio	L	82-88	10-21
1/9/08	Orlando	L	106-113	10-22
1/12/08	Dallas	L	94-95	10-23
1/15/08	**Phoenix**	**W**	**97-90**	**11-23**
1/18/08	at Utah	L	88-106	11-24
1/19/08	**New Jersey**	**W**	***120-107**	**12-24**
1/21/08	Utah	L	93-109	12-25
1/23/08	**Sacramento**	**W**	**111-85**	**13-25**
1/25/08	at New Orleans	L	92-111	13-26
1/26/08	at Memphis	L	*120-125	13-27
1/28/08	Charlotte	L	100-107	13-28
1/30/08	**Atlanta**	**W**	**95-88**	**14-28**

FEBRUARY (5-9)

2/1/08	at Minnesota	L	83-104	14-29
2/2/08	at Cleveland	L	84-98	14-30
2/4/08	**at New York**	**W**	**103-94**	**15-30**
2/6/08	at Boston	L	100-111	15-31
2/8/08	**at Toronto**	**W**	**102-98**	**16-31**
2/9/08	at Philadelphia	L	80-101	16-32
2/11/08	**at Milwaukee**	**W**	**96-89**	**17-32**
2/13/08	Washington	L	89-91	17-33
2/20/08	**Memphis**	**W**	**100-86**	**18-33**
2/22/08	**Utah**	**W**	**114-104**	**19-33**
2/23/08	L.A. Lakers	L	95-113	19-34
2/25/08	Boston	L	76-104	19-35
2/27/08	Portland	L	80-82	19-36
2/29/08	at Denver	L	104-110	19-37

MARCH (3-15)

3/1/08	Detroit	L	73-103	19-38
3/3/08	Philadelphia	L	80-106	19-39
3/5/07	**Sacramento**	**W**	****116-109**	**20-39**
3/7/08	at L.A. Lakers	L	82-119	20-40
3/8/08	Minnesota	L	96-99	20-41
3/10/08	**at Miami**	**W**	**99-98**	**21-41**
3/12/08	at Orlando	L	88-110	21-42
3/14/08	at Atlanta	L	93-117	21-43
3/15/08	at Washington	L	*109-119	21-44
3/17/08	at Minnesota	L	90-99	21-45
3/19/08	Golden State	L	100-116	21-46
3/21/08	at Portland	L	102-107	21-47
3/22/08	Portland	L	72-83	21-48
3/25/08	at Dallas	L	90-103	21-49
3/26/08	at San Antonio	L	88-97	21-50
3/28/08	at Utah	L	101-121	21-51
3/29/08	**Memphis**	**W**	**110-97**	**22-51**
3/31/08	Dallas	L	86-93	22-52

APRIL (1-7)

4/2/08	**at Seattle**	**W**	**102-84**	**23-52**
4/3/08	at Sacramento	L	98-110	23-53
4/6/08	Houston	L	79-105	23-54
4/8/08	Denver	L	99-117	23-55
4/10/08	L.A. Lakers	L	78-106	23-56
4/12/08	at Golden State	L	116-122	23-57
4/15/08	at New Orleans	L	92-114	23-58
4/16/08	at Houston	L	75-93	23-59

** Indicates overtime (1-2) ** Indicates double overtime (1-0)*
***Bold** indicates wins*

2006-07 LOS ANGELES CLIPPERS

PLAYER	G	GS	MIN	FG	FGA	PCT	3FG	3FGA	PCT	FT	FTA	PCT	--Rebounds-- OFF	DEF	TOT	AST	PF	DQ	STL	TO	BLK	PTS	AVG
Brand	80	80	3077	645	1211	.533	1	1	1.000	351	461	.761	268	476	744	235	238	0	77	202	179	1642	20.5
Maggette	75	31	2291	367	808	.454	13	65	.200	519	633	.820	90	352	442	208	244	2	65	201	14	1266	16.9
Mobley	78	73	2841	388	882	.440	101	246	.411	200	239	.837	52	215	267	198	186	0	92	145	24	1077	13.8
Cassell	58	30	1407	261	625	.418	32	109	.294	160	182	.879	27	140	167	270	126	0	28	101	8	714	12.3
Thomas	76	24	2054	299	723	.414	136	356	.382	102	144	.708	63	315	378	171	228	2	55	106	28	836	11.0
Kaman	75	66	2176	294	652	.451	0	1	.000	166	224	.741	160	428	588	79	251	6	41	147	116	754	10.1
Livingston	54	31	1611	208	449	.463	5	16	.313	82	116	.707	56	128	184	274	135	1	59	108	29	503	9.3
Hart (TOT)	36	22	845	100	224	.446	7	29	.241	42	47	.894	14	84	98	103	83	3	44	38	1	249	6.9
Hart (LAC)	23	22	746	85	194	.438	4	23	.174	32	36	.889	12	71	83	93	60	1	41	34	1	206	9.0
Ross	81	43	1700	177	379	.467	2	10	.200	68	87	.782	60	130	190	86	179	0	70	33	32	424	5.2
Ewing	61	3	712	65	161	.404	14	44	.318	35	45	.778	9	64	73	90	62	1	32	50	4	179	2.9
Aa. Williams	38	7	374	29	53	.547	0	1	.000	18	22	.818	27	58	85	7	56	0	7	18	14	76	2.0
Christie	7	0	82	5	17	.294	1	6	.167	2	3	.667	3	8	11	8	11	0	3	5	1	13	1.9
Davis	31	0	180	22	52	.423	0	0	—	7	10	.700	21	23	44	7	28	0	6	8	5	51	1.6
Singleton	53	0	376	30	82	.366	3	14	.214	22	29	.759	36	70	106	17	45	0	15	17	17	85	1.6
Korolev	10	0	41	4	16	.250	1	5	.200	3	6	.500	1	2	3	4	0	0	3	1	0	12	1.2
Jackson	3	0	16	1	8	.125	1	4	.250	0	0	—	0	1	1	4	3	0	0	1	0	3	1.0
Al. Williams	2	0	10	0	2	.000	0	1	.000	2	4	.500	1	0	1	3	0	0	2	3	0	2	1.0
Conroy (TOT)	7	0	51	0	3	.000	0	0	—	0	4	.000	3	4	7	9	7	0	0	2	0	0	0.0
Conroy (LAC)	4	0	35	0	3	.000	0	0	—	0	4	.000	2	3	5	8	6	0	0	2	0	0	0.0
Wafer	1	0	1	0	1	.000	0	1	.000	0	0	—	0	0	0	0	0	0	0	0	0	0	0.0

RECORD
40-42
Home: 25-16, Road: 15-26
4th place, Pacific Division

PLAYOFFS
None

CLIPPERS LEADERS
Scoring: Brand (20.5)
Rebounding: Brand (9.3)
Assists: Livingston (5.1)

HONORS
None

HEAD COACH
Mike Dunleavy

ASSISTANT COACHES
Jim Eyen
Kim Hughes
Rory White
Neal Meyer

ATHLETIC TRAINER
Jasen Powell

GAME-BY-GAME RESULTS

NOVEMBER (7-7)

11/1/06	at Phoenix	L	104-112	0-1
11/2/06	**vs. Denver**	**W**	**96-95**	**1-1**
11/4/06	**vs. Phoenix**	**W**	**114-108**	**2-1**
11/6/06	**vs. Portland**	**W**	**102-89**	**3-1**
11/8/06	**vs. Dallas**	**W**	**103-85**	**4-1**
11/12/06	**vs. NO/Okla. City**	**W**	**92- 76**	**5-1**
11/14/06	at Utah	L	90-112	5-2
11/18/06	**vs. Philadelphia**	**W**	***103-97**	**6-2**
11/21/06	at L.A. Lakers	L	101-105	6-3
11/22/06	Seattle	L	85-95	6-4
11/25/06	at Minnesota	L	96-104	6-5
11/26/06	at Denver	L	88-103	6-6
11/28/06	at Sacramento	L	80-93	6-7
11/29/06	**vs. Memphis**	**W**	**105-90**	**7-7**

DECEMBER (7-9)

12/2/06	vs. L.A. Lakers	L	88-97	7-8
12/3/06	**vs. Orlando**	**W**	**116-91**	**8-8**
12/5/06	**vs. Miami**	**W**	**101-97**	**9-8**
12/8/06	at San Antonio	L	82-111	9-9
12/9/06	**at Memphis**	**W**	**89-82**	**10-9**
12/11/06	vs. San Antonio	L	81-103	10-10
12/13/06	vs. Utah	L	86-105	10-11
12/15/06	at Portland	L	99-109	10-12
12/17/06	vs. Houston	L	103-108	10-13
12/20/06	vs. Toronto	L	96-98	10-14
12/22/06	at Dallas	L	83-115	10-15
12/23/06	**at Houston**	**W**	**98-93**	**11-15**
12/26/06	at Utah	L	92-102	11-16
12/27/06	**vs. Boston**	**W**	**100- 77**	**12-16**
12/29/06	**vs. Sacramento**	**W**	**102-93**	**13-16**
12/31/06	**vs. New York**	**W**	**90-80**	**14-16**

JANUARY (9-6)

1/2/07	at Orlando	L	86-91	14-17
1/3/07	**at Miami**	**W**	**110-95**	**15-17**
1/5/07	at Washington	L	105-116	15-18
1/6/07	at Atlanta	L	74-86	15-19
1/8/07	**at NO/Okla. City**	**W**	**100-90**	**16-19**
1/10/07	**at Minnesota**	**W**	**92-91**	**17-19**
1/13/07	vs. Cleveland	L	92-104	17-20
1/15/07	at Golden State	L	93-108	17-21
1/17/07	**vs. Golden State**	**W**	**115-109**	**18-21**
1/20/07	**vs. Memphis**	**W**	**112-91**	**19-21**
1/23/07	**vs. Milwaukee**	**W**	**115-96**	**20-21**
1/25/07	**vs. New Jersey**	**W**	**102-101**	**21-21**
1/27/07	vs. Minnesota	L	87-101	21-22
1/28/07	**at Seattle**	**W**	**98- 76**	**22-22**
1/31/07	**vs. Chicago**	**W**	**110-98**	**23-22**

FEBRUARY (5-7)

2/2/07	**at Boston**	**W**	**100-89**	**24-22**
2/4/07	at Toronto	L	110-122	24-23
2/6/07	at New York	L	90-102	24-24
2/7/07	at Cleveland	L	77-94	24-25
2/9/07	**at Philadelphia**	**W**	**90-89**	**25-25**
2/11/07	at Indiana	L	80-94	25-26
2/12/07	at Detroit	L	74-92	25-27
2/14/07	vs. Atlanta	L	93-96	25-28
2/20/07	vs. Phoenix	L	90-115	25-29
2/24/07	**vs. Golden State**	**W**	**103-90**	**26-29**
2/26/07	**vs. Charlotte**	**W**	**100-93**	**27-29**
2/28/07	**vs. Seattle**	**W**	**96-91**	**28-29**

MARCH (8-8)

3/1/07	at Seattle	L	75- 77	28-30
3/3/07	**vs. Indiana**	**W**	**87- 64**	**29-30**
3/5/07	vs. San Antonio	L	74-88	29-31
3/9/07	at Golden State	L	89-99	29-32
3/11/07	vs. Detroit	L	80-98	29-33
3/13/07	at San Antonio	L	84-93	29-34
3/14/07	at Houston	L	105-109	29-35
3/16/07	**at Charlotte**	**W**	**102-93**	**30-35**
3/18/07	at New Jersey	L	95-101	30-36
3/20/07	**at Chicago**	**W**	**103-89**	**31-36**
3/21/07	**at Milwaukee**	**W**	**104-103**	**32-36**
3/23/07	**vs. Utah**	**W**	**104- 72**	**33-36**
3/24/07	**vs. Washington**	**W**	**111-105**	**34-36**
3/28/07	vs. Houston	L	87-92	34-37
3/30/07	**at Sacramento**	**W**	**105-101**	**35-37**
3/31/07	**at Portland**	**W**	**99-86**	**36-37**

APRIL (4-5)

4/4/07	**vs. L.A. Lakers**	**W**	**90-82**	**37-37**
4/7/07	vs. Denver	L	93-96	37-38
4/9/07	at Dallas	L	86-96	37-39
4/10/07	at NO/Okla. Cit	L	*100-103	37-40
4/12/07	**at L.A. Lakers**	**W**	**118-110**	**38-40**
4/13/07	**vs. Portland**	**W**	**107-89**	**39-40**
4/15/07	vs. Sacramento	L	100-105	39-41
4/17/07	**at Phoenix**	**W**	**103-99**	**40-41**
4/18/07	vs. NO/Okla. City	L	83-86	40-42

** Indicates overtime (1-1)*
***Bold** indicates wins*

2005-06 LOS ANGELES CLIPPERS

PLAYER	G	GS	Min.	FG	FGA	Pct.	3FG	3FGA	Pct.	FT	FTA	Pct.	--Rebounds-- Off.	Def.	Tot.	Ast.	PF	Dq.	STL	TO	Blk.	Pts.	AVG
Brand	79	79	3099	756	1435	.527	1	3	.333	440	568	.775	236	554	790	208	227	0	81	173	201	1953	24.7
Maggette	32	13	943	167	375	.445	24	71	.338	212	256	.828	28	141	169	66	95	1	19	78	4	570	17.8
Cassell	78	75	2653	493	1112	.443	70	190	.368	289	335	.863	40	247	287	491	225	1	74	175	11	1345	17.2
Mobley	79	74	2979	429	1008	.426	83	245	.339	229	273	.839	50	291	341	238	208	2	93	145	36	1170	14.8
Kaman	78	78	2560	369	706	.523	0	2	.000	194	252	.770	187	563	750	79	269	5	45	176	108	932	11.9
Radmanovic (TOT)	77	27	1974	262	643	.407	138	354	.390	93	114	.816	64	294	358	136	210	3	61	93	29	755	9.8
Radmanovic (LAC)	30	11	885	108	259	.417	66	158	.418	38	52	.731	25	146	171	64	80	1	29	40	14	320	10.7
Livingston	61	14	1525	149	349	.427	1	8	.125	53	77	.688	41	142	183	273	160	0	46	111	32	352	5.8
Ross	67	45	1515	130	308	.422	0	7	.000	57	75	.760	38	132	170	79	155	0	51	47	16	317	4.7
Rebraca	29	2	412	52	96	.542	0	0	—	31	41	.756	13	51	64	9	59	0	5	24	19	135	4.7
Wilcox	48	1	657	90	168	.536	0	2	.000	38	59	.644	46	127	173	18	103	0	15	32	21	218	4.5
Ewing	66	5	971	97	255	.380	22	78	.282	36	46	.783	23	62	85	84	86	0	37	57	6	252	3.8
Singleton	59	10	753	77	151	.510	10	20	.500	39	50	.780	63	134	197	29	95	1	19	28	21	203	3.4
Baker	8	1	85	7	15	.467	0	0	—	13	18	.722	2	17	19	4	13	1	4	9	4	27	3.4
McCarty	36	1	353	33	99	.333	10	45	.222	12	21	.571	15	53	68	23	52	0	8	19	5	88	2.4
Ndong	23	1	152	22	53	.415	0	1	.000	6	9	.667	15	22	37	7	23	0	2	6	5	50	2.2
Korolev	24	0	127	9	30	.300	2	7	.286	7	10	.700	5	8	13	9	11	0	3	6	0	27	1.1
Eisley	13	0	112	4	17	.235	1	4	.250	0	0	—	1	13	14	25	11	0	3	3	0	9	0.7
Goldwire	3	0	22	1	7	.143	0	2	.000	0	0	—	0	1	1	2	0	0	0	1	0	2	0.7

RECORD
47-35
Home 27-14, Road 20-21
2nd place, Pacific Division

PLAYOFFS
Western Conf. 1st round
vs. Denver (4-2)
Western Conf. Semifinals
vs. Phoenix (3-4)

CLIPPERS LEADERS
Scoring: Brand (24.7)
Rebounding: Brand (10.0)
Assists: Cassell (6.3)

HONORS
Elton Brand
All-NBA Second Team
NBA Player of the Month (November)
NBA Player of the Week
(11/20/05, 12/11/05, 1/29/06)
Western Conference All-Star
NBA Sportsmanship Award

HEAD COACH
Mike Dunleavy

ASSISTANT COACHES
Jim Eyen
Kim Hughes
Rory White
Neal Meyer

ATHLETIC TRAINER
Jasen Powell

GAME-BY-GAME RESULTS

NOVEMBER (10-5)

11/2/05	**at Seattle**	**W**	**101-93**	**1-0**
11/4/05	**Atlanta**	**W**	**92-77**	**2-0**
11/5/05	**Minnesota**	**W**	***100-99**	**3-0**
11/7/05	at Minnesota	L	78-93	3-1
11/9/05	**at Washington**	**W**	**102-97**	**4-1**
11/10/05	**at Atlanta**	**W**	**102-95**	**5-1**
11/13/05	at Philadelphia	L	108-113	5-2
11/15/05	**Milwaukee**	**W**	**109-85**	**6-2**
11/18/05	**at L.A. Lakers**	**W**	**97-91**	**7-2**
11/20/05	**Golden State**	**W**	**113-101**	**8-2**
11/23/05	**Toronto**	**W**	**103-100**	**9-2**
11/25/05	at Denver	L	95-105	9-3
11/27/05	Indiana	L	92-97	9-4
11/29/05	**at Minnesota**	**W**	**93-84**	**10-4**
11/30/05	at Cleveland	L	*105-112	10-5

DECEMBER (6-7)

12/3/05	**Cleveland**	**W**	**102-90**	**11-5**
12/5/05	**Miami**	**W**	**99-89**	**12-5**
12/7/05	**New York**	**W**	**84-79**	**13-5**
12/10/05	**Phoenix**	**W**	**101-91**	**14-5**
12/11/05	Detroit	L	101-109	14-6
12/13/05	at San Antonio	L	*87-95	14-7
12/14/05	at NO/OK City	L	89-102	14-8
12/17/05	**Houston**	**W**	**89-81**	**15-8**
12/20/05	at New Jersey	L	85-99	15-9
12/21/05	at Indiana	L	75-97	15-10
12/23/05	**at Charlotte**	**W**	**97-88**	**16-10**
12/27/05	Sacramento	L	93-110	16-11
12/31/05	Boston	L	92-111	16-12

JANUARY (9-5)

1/1/06	**at Portland**	**W**	**100-94**	**17-12**
1/6/06	at Sacramento	L	114-118	17-13
1/7/06	L.A. Lakers	L	109-112	17-14
1/10/06	**Orlando**	**W**	**90-73**	**18-14**
1/14/06	**Seattle**	**W**	**98-72**	**19-14**
1/16/06	**Utah**	**W**	***102-93**	**20-14**
1/18/06	Phoenix	L	102-112	20-15
1/20/06	Dallas	L	81-101	20-16
1/22/06	**Golden State**	**W**	**105-92**	**21-16**
1/23/06	**at Golden State**	**W**	**96-93**	**22-16**
1/25/06	**New Jersey**	**W**	**90-77**	**23-16**
1/27/06	**at Denver**	**W**	**105-87**	**24-16**
1/28/06	**Denver**	**W**	**112-79**	**25-16**
1/30/06	at Miami	L	114-118	25-17

FEBRUARY (7-6)

2/1/06	**at Orlando**	**W**	**106-94**	**26-17**
2/3/06	**at Boston**	**W**	**98-81**	**27-17**
2/5/06	**at Toronto**	**W**	***115-113**	**28-17**
2/7/06	**at New York**	**W**	**85-82**	**29-17**
2/8/06	at Detroit	L	87-97	29-18
2/10/06	**Memphis**	**W**	**91-87**	**30-18**
2/12/06	Chicago	L	91-97	30-19
2/14/06	Houston	L	97-128	30-20
2/15/06	at Golden State	L	81-88	30-21
2/21/06	at Dallas	L	91-93	30-22
2/22/06	at Houston	L	102-106	30-23
2/24/06	**L.A. Lakers**	**W**	**102-83**	**31-23**
2/27/06	**Charlotte**	**W**	**95-87**	**32-23**

MARCH (10-6)

3/1/06	**NO/OK City**	**W**	**89-67**	**33-23**
3/3/06	at Utah	L	103-105	33-24
3/5/06	Memphis	L	86-102	33-25
3/7/06	**San Antonio**	**W**	**98-85**	**34-25**
3/10/06	**at Chicago**	**W**	**107-96**	**35-25**
3/11/06	**at Milwaukee**	**W**	**106-98**	**36-25**
3/13/06	**Minnesota**	**W**	**95-87**	**37-25**
3/15/06	at Phoenix	L	95-126	37-26
3/17/06	**Philadelphia**	**W**	**99-89**	**38-26**
3/20/06	**at Houston**	**W**	**99-91**	**39-26**
3/21/06	at NO/OK City	L	108-120	39-27
3/23/06	at Memphis	L	85-95	39-28
3/25/06	**Washington**	**W**	**116-101**	**40-28**
3/26/06	**at Portland**	**W**	**97-83**	**41-28**
3/28/06	San Antonio	L	87-98	41-29
3/31/06	**Utah**	**W**	**106-91**	**42-29**

APRIL (5-6)

4/2/06	at Sacramento	L	96-106	42-30
4/4/06	**Denver**	**W**	**111-109**	**43-30**
4/5/06	**at Phoenix**	**W**	**119-105**	**44-30**
4/7/06	Sacramento	L	93-96	44-31
4/9/06	at L.A. Lakers	L	83-100	44-32
4/10/06	Dallas	L	73-75	44-33
4/12/06	**Portland**	**W**	**97-93**	**45-33**
4/14/06	**at Seattle**	**W**	**101-97**	**46-33**
4/16/06	Seattle	L	98-114	46-34
4/18/06	at Memphis	L	95-101	46-35
4/19/06	**at Dallas**	**W**	**85-71**	**47-35**

** Indicates overtime (2-3)*
***Bold** indicates wins*

2004-05 LOS ANGELES CLIPPERS

PLAYER	G	GS	Min.	FG	FGA	Pct.	3FG	3FGA	Pct.	FT	FTA	Pct.	--Rebounds-- Off.	Def.	Tot.	Ast.	PF	Dq.	STL	TO	Blk.	Pts.	AVG
Corey Maggette	66	60	2436	425	986	.431	51	168	.304	563	657	.857	70	324	394	225	191	1	70	195	8	1464	22.2
Elton Brand	81	81	3001	629	1251	.503	0	3	.000	364	484	.752	296	474	770	208	240	2	62	183	169	1622	20.0
Bobby Simmons	75	74	2799	474	1017	.466	50	115	.435	231	273	.846	128	318	446	205	227	4	106	135	16	1229	16.4
Marko Jaric	50	41	1656	189	457	.414	56	151	.371	59	82	.720	20	141	161	303	107	0	84	98	17	493	9.9
Chris Kaman	63	50	1632	246	495	.497	0	1	.000	80	121	.661	135	288	423	73	182	2	26	115	68	572	9.1
Chris Wilcox	54	25	1005	169	329	.514	0	0	—	88	144	.611	63	165	228	38	129	2	26	77	24	426	7.9
Shaun Livingston	30	15	814	89	215	.414	0	2	.000	44	59	.746	22	67	89	151	82	1	32	75	11	222	7.4
Kerry Kittles	11	0	243	28	73	.384	7	21	.333	6	10	.600	1	31	32	20	12	0	8	7	3	69	6.3
Zeljko Rebraca	58	2	928	133	234	.568	0	0	—	73	85	.859	49	135	184	26	130	3	13	49	40	339	5.8
Rick Brunson	80	39	1945	166	442	.376	48	130	.369	57	74	.770	23	164	187	410	106	0	82	125	7	437	5.5
Mikki Moore	74	4	1178	144	287	.502	1	5	.200	107	136	.787	97	149	246	47	173	1	19	63	32	396	5.4
Quinton Ross	78	19	1659	161	373	.432	1	4	.250	74	110	.673	59	151	210	109	165	0	51	54	22	397	5.1
Kenny Anderson (TOT)	43	20	743	85	201	.423	6	13	.462	27	37	.730	24	64	88	103	87	1	33	49	0	203	4.7
Kenny Anderson (LAC)	4	0	26	4	11	.364	0	0	—	0	0	—	1	4	5	5	6	0	0	3	0	8	2.0
Darrick Martin	11	0	190	16	50	.320	5	18	.278	5	8	.625	3	7	10	28	19	0	6	6	0	42	3.8
Lionel Chalmers	36	0	433	42	125	.336	12	49	.245	15	24	.625	4	27	31	51	30	0	13	24	0	111	3.1
Mamadou N'diaye	11	0	72	8	20	.400	0	1	.000	4	7	.571	9	9	18	1	20	0	1	0	5	20	1.8
Kirk Penney	4	0	12	1	3	.333	0	1	.000	0	0	—	0	1	1	1	0	0	0	2	0	2	0.5
Maurice Baker	1	0	1	0	0	—	0	0	—	0	0	—	0	0	0	0	0	0	0	0	0	0	0.0

RECORD
37-45
Home 27-14, Road 10-31
3rd place, Pacific Division

PLAYOFFS
None

CLIPPERS LEADERS
Scoring: Maggette (22.2)
Rebounding: Brand (9.5)
Assists: Jaric (6.1)

HONORS
Bobby Simmons
NBA Most Improved Player Award
Shaun Livingston
NBA Rookie of the Month (April)

HEAD COACH
Mike Dunleavy

ASSISTANT COACHES
Jim Eyen
Kim Hughes
Rory White
Neal Meyer

ATHLETIC TRAINER
Jasen Powell

GAME-BY-GAME RESULTS

NOVEMBER (9-6)

11/3/04	**Seattle**	**W**	**114-84**	**1-0**
11/5/04	at Portland	L	81-94	1-1
11/6/04	**at Golden State**	**W**	**94-86**	**2-1**
11/8/04	Detroit	L	**96-99	2-2
11/10/04	**at Indiana**	**W**	**102-68**	**3-2**
11/12/04	at New York	L	96-110	3-3
11/13/04	**at Chicago**	**W**	**97-96**	**4-3**
11/16/04	**Toronto**	**W**	**101-89**	**5-3**
11/17/04	at Lakers	L	89-103	5-4
11/20/04	Houston	L	*86-91	5-5
11/21/04	Phoenix	L	111-122	5-6
11/25/04	**New Jersey**	**W**	**101-88**	**6-6**
11/26/04	**at Golden State**	**W**	**98-87**	**7-6**
11/28/04	**Golden State**	**W**	**103-91**	**8-6**
11/29/04	**Cleveland**	**W**	**94-82**	**9-6**

DECEMBER (4-9)

12/1/04	**Indiana**	**W**	**88-76**	**10-6**
12/4/04	Minnesota	L	*100-107	10-7
12/6/04	**Charlotte**	**W**	****99-93**	**11-7**
12/11/04	Lakers	L	87-89	11-8
12/13/04	Boston	L	**127-134	11-9
12/14/04	at Utah	L	91-93	11-10
12/17/04	at Minnesota	L	86-113	11-11
12/19/04	Memphis	L	82-92	11-12
12/21/04	**New Orleans**	**W**	***100-91**	**12-12**
12/26/04	at Houston	L	79-96	12-13
12/27/04	at Memphis	L	76-96	12-14
12/29/04	**Utah**	**W**	**101-90**	**13-14**
12/31/04	San Antonio	L	79-98	13-15

JANUARY (9-8)

1/2/05	**Philadelphia**	**W**	**89-83**	**14-15**
1/3/05	**at Denver**	**W**	**102-98**	**15-15**
1/5/05	**Portland**	**W**	**102-98**	**16-15**
1/8/05	Phoenix	L	91-108	16-16
1/11/05	at Seattle	L	99-104	16-17
1/12/05	**Seattle**	**W**	**103-92**	**17-17**
1/14/05	**Miami**	**W**	****114-112**	**18-17**
1/15/05	at Sacramento	L	95-99	18-18
1/17/05	Sacramento	L	83-89	18-19
1/19/05	at San Antonio	L	79-80	18-20
1/20/05	at Dallas	L	77-99	18-21
1/22/05	at New Orleans	L	85-88	18-22
1/24/05	**Dallas**	**W**	**97-87**	**19-22**
1/26/05	**Lakers**	**W**	**105-89**	**20-22**
1/28/05	at Portland	L	86-90	20-23
1/29/05	**Golden State**	**W**	**96-85**	**21-23**
1/31/05	**New York**	**W**	**96-89**	**22-23**

FEBRUARY (3-9)

2/3/05	**at Memphis**	**W**	**106-103**	**23-23**
2/4/05	at Milwaukee	L	90-92	23-24
2/6/05	at Philadelphia	L	104-106	23-25
2/9/05	at Boston	L	89-94	23-26
2/11/05	at Washington	L	91-94	23-27
2/13/05	at Toronto	L	106-109	23-28
2/15/05	at Orlando	L	94-99	23-29
2/16/05	at Miami	L	95-113	23-30
2/23/05	at Phoenix	L	101-118	23-31
2/24/05	**Minnesota**	**W**	**92-86**	**24-31**
2/27/05	**Atlanta**	**W**	**111-104**	**25-31**
2/28/05	at Utah	L	86-87	25-32

MARCH (7-8)

3/2/05	**Dallas**	**W**	**101-92**	**26-32**
3/5/05	Denver	L	89-105	26-33
3/7/05	Memphis	L	102-105	26-34
3/8/05	**at Lakers**	**W**	**110-101**	**27-34**
3/11/05	at Sacramento	L	112-113	27-35
3/13/05	**Chicago**	**W**	**83-78**	**28-35**
3/16/05	**Orlando**	**W**	**110-102**	**29-35**
3/18/05	at Denver	L	96-115	29-36
3/19/05	Sacramento	L	*107-111	29-37
3/21/05	**Portland**	**W**	**96-89**	**30-37**
3/23/05	**Milwaukee**	**W**	**116-108**	**31-37**
3/25/05	**Washington**	**W**	**98-94**	**32-37**
3/27/05	at Minnesota	L	85-89	32-38
3/29/05	at Cleveland	L	84-94	32-39
3/30/05	at New Jersey	L	78-95	32-40

APRIL (5-5)

4/1/05	at Detroit	L	84-97	32-41
4/3/05	**at Atlanta**	**W**	**111-91**	**33-41**
4/5/05	**at Charlotte**	**W**	**104-102**	**34-41**
4/6/05	at San Antonio	L	82-91	34-42
4/9/05	San Antonio	L	**124-125	34-43
4/12/05	**Utah**	**W**	**94-85**	**35-43**
4/15/05	at Phoenix	L	91-98	35-44
4/16/05	**New Orleans**	**W**	**94-89**	**36-44**
4/18/05	at Houston	L	90-115	36-45
4/20/05	**at New Orleans**	**W**	**86-75**	**37-45**

** Indicates overtime (1-3)*
*** Indicates double overtime (2-3)*
***Bold** indicates wins*

2003-04 LOS ANGELES CLIPPERS

PLAYER	G	GS	Min.	FG	FGA	Pct.	3FG	3FGA	Pct.	FT	FTA	Pct.	--Rebounds-- Off.	Def.	Tot.	Ast.	PF	Dq.	STL	TO	Blk.	Pts.	AVG
Corey Maggette	73	72	2628	453	1013	.447	76	231	.329	526	620	.848	96	334	430	224	217	2	65	207	16	1508	20.7
Elton Brand	69	68	2670	484	982	.493	0	1	.000	411	532	.773	269	445	714	227	229	1	64	193	154	1379	20.0
Quentin Richardson	65	64	2338	425	1068	.398	120	341	.352	151	204	.740	146	268	414	139	130	0	67	141	19	1121	17.2
Chris Wilcox	65	17	1340	227	436	.521	0	1	.000	105	150	.700	125	180	305	51	183	4	29	80	20	559	8.6
Marko Jaric	58	50	1760	185	477	.388	51	150	.340	74	101	.733	44	131	175	281	132	1	93	115	20	495	8.5
Bobby Simmons	56	8	1376	147	373	.394	2	12	.167	141	169	.834	115	147	262	96	169	2	51	73	17	437	7.8
Eddie House	60	10	1188	161	449	.359	51	136	.375	36	45	.800	28	110	138	148	92	1	65	63	4	409	6.8
Predrag Drobnjak	61	14	949	149	379	.393	11	36	.306	73	86	.849	54	142	196	39	85	1	22	48	24	382	6.3
Keyon Dooling	58	24	1137	137	352	.389	8	46	.174	78	94	.830	17	62	79	130	108	2	45	65	6	360	6.2
Chris Kaman	82	61	1843	200	435	.460	0	2	.000	99	142	.697	126	335	461	85	211	1	23	155	73	499	6.1
Matt Barnes	38	9	724	63	138	.457	2	13	.154	43	61	.705	53	98	151	48	76	0	27	44	3	171	4.5
Melvin Ely	42	2	510	66	153	.431	0	1	.000	25	42	.595	48	53	101	22	68	0	9	20	17	157	3.7
Doug Overton	55	11	1011	96	237	.405	3	23	.130	21	29	.724	16	69	85	134	85	1	25	56	2	216	3.9
Glen Rice	18	0	262	22	76	.289	5	28	.179	17	17	1.000	9	32	41	24	22	0	6	13	0	66	3.7
Shaun Livingston	4	0	48	2	10	.200	0	3	.000	4	6	.667	2	5	7	4	7	0	2	4	0	8	2.0
Wang Zhizhi	2	0	9	0	1	.000	0	0	—	4	4	1.000	0	4	4	0	0	0	0	0	1	4	2.0
Olden Polynice	2	0	12	0	0	—	0	0	—	0	0	—	1	1	2	1	2	0	1	4	0	0	0.0

RECORD
28-54
Home 18-23, Road 10-31
7th place, Pacific Division

PLAYOFFS
None

CLIPPERS LEADERS
Scoring: Maggette (20.7)
Rebounding: Brand (10.3)
Assists: Jaric (4.8)

HONORS
Elton Brand
Western Conference Player of the Week (1/4/04)
NBA Sportsmanship Award (Pacific Division Winner)
Quentin Richardson
Western Conference Player of the Week (11/16/03)
Marko Jaric
2004 Rookie Challenge Participant
Chris Kaman
2004 Rookie Challenge Participant

HEAD COACH
Mike Dunleavy

ASSISTANT COACHES
Jim Eyen
Kim Hughes
Rory White
Neal Meyer

ATHLETIC TRAINER
Jasen Powell

GAME-BY-GAME RESULTS

	OCTOBER (0-2)			
10/30/03	at Seattle (J)	L	100-109	0-1
10/31/03	Seattle (J)	L	105-124	0-2
	NOVEMBER (4-6)			
11/7/03	**at Denver**	**W**	***104-102**	**1-2**
11/11/03	**Atlanta**	**W**	**115-103**	**2-2**
11/14/03	**at Golden State**	**W**	**104-98**	**3-2**
11/15/03	**Orlando**	**W**	**95-92**	**4-2**
11/18/03	at Cleveland	L	95-103	4-3
11/19/03	at Indiana	L	78-91	4-4
11/22/03	at Minnesota	L	91-103	4-5
11/24/03	Houston	L	90-105	4-6
11/27/03	New Jersey	L	96-102	4-7
11/29/03	Denver	L	86-98	4-8
	DECEMBER (9-7)			
12/1/03	**San Antonio**	**W**	**91-83**	**5-8**
12/3/03	**Cleveland**	**W**	**90-80**	**6-8**
12/5/03	at Utah	L	67-86	6-9
12/7/03	Minnesota	L	94-96	6-10
12/9/03	at Sacramento	L	95-105	6-11
12/10/03	**Dallas**	**W**	**100-99**	**7-11**
12/13/03	**Phoenix**	**W**	**106-91**	**8-11**
12/15/03	**New Orleans**	**W**	**109-80**	**9-11**
12/17/03	**Milwaukee**	**W**	**93-83**	**10-11**
12/19/03	at Houston	L	85-99	10-12
12/20/03	**at Dallas**	**W**	**115-105**	**11-12**
12/23/03	at San Antonio	L	90-111	11-13
12/26/03	**Philadelphia**	**W**	**101-98**	**12-13**
12/28/03	Toronto	L	88-94	12-14
12/29/03	Phoenix	L	105-113	12-15
12/31/03	**Denver**	**W**	**120-104**	**13-15**
	JANUARY (7-10)			
1/3/04	Sacramento	L	109-116	13-16
1/4/04	**L.A. Lakers**	**W**	**101-98**	**14-16**
1/6/04	at New Jersey	L	75-92	14-17
1/7/04	at Philadelphia	L	80-100	14-18
1/9/04	**at Toronto**	**W**	**76-68**	**15-18**
1/11/04	Memphis	L	*107-108	15-19
1/13/04	**Portland**	**W**	***103-96**	**16-19**
1/16/04	Miami	L	85-87	16-20
1/17/04	at L.A. Lakers	L	89-91	16-21
1/19/04	Sacramento	L	100-125	16-22
1/21/04	**Golden State**	**W**	**106-102**	**17-22**
1/23/04	**Utah**	**W**	**93-82**	**18-22**
1/24/04	at Seattle	L	97-102	18-23
1/26/04	at Utah	L	93-98	18-24
1/27/04	**Chicago**	**W**	**102-92**	**19-24**
1/30/04	at Miami	L	88-97	19-25
1/31/04	**at Orlando**	**W**	**115-106**	**20-25**
	FEBRUARY (5-8)			
2/2/04	**at Atlanta**	**W**	**101-95**	**21-25**
2/4/04	**at Boston**	**W**	**95-86**	**22-25**
2/6/04	at Washington	L	100-112	22-26
2/8/04	at New York	L	104-110	22-27
2/10/04	at Minnesota	L	84-96	22-28
2/11/04	at Memphis	L	102-110	22-29
2/18/04	at Portland	L	86-101	22-30
2/19/04	**Boston**	**W**	**102-100**	**23-30**
2/21/04	**at Milwaukee**	**W**	**105-103**	**24-30**
2/24/04	at Dallas	L	91-116	24-31
2/25/04	at New Orleans	L	93-99	24-32
2/27/04	**New York**	**W**	**96-94**	**25-32**
2/29/04	Detroit	L	88-100	25-33
	MARCH (2-16)			
3/2/04	at Sacramento	L	106-113	25-34
3/3/04	Indiana	L	*94-101	25-35
3/6/04	Memphis	L	92-98	25-36
3/7/04	**Portland**	**W**	**91-71**	**26-36**
3/9/04	at Houston	L	85-90	26-37
3/10/04	at San Antonio	L	90-108	26-38
3/12/04	at Memphis	L	89-98	26-39
3/14/04	Dallas	L	88-101	26-40
3/16/04	**at Phoenix**	**W**	**110-98**	**27-40**
3/17/04	L.A. Lakers	L	103-106	27-41
3/19/04	at L.A. Lakers	L	100-106	27-42
3/21/04	Golden State	L	85-96	27-43
3/22/04	at Denver	L	80-102	27-44
3/24/04	at Portland	L	85-91	27-45
3/25/04	Washington	L	94-103	27-46
3/27/04	Minnesota	L	82-98	27-47
3/28/04	at Golden State	L	77-105	27-48
3/31/04	at Detroit	L	99-108	27-49
	APRIL (1-5)			
4/2/04	at Chicago	L	*110-114	27-50
4/4/04	Utah	L	92-97	27-51
4/7/04	Houston	L	79-102	27-52
4/11/04	San Antonio	L	79-88	27-53
4/13/04	**at Phoenix**	**W**	**98-96**	**28-53**
4/14/04	Seattle	L	87-118	28-54

(J) Indicates games played in Saitama, Japan
** Indicates overtime (2-3)*
***Bold** indicates wins*

2002-03 LOS ANGELES CLIPPERS

PLAYER	G	GS	Min.	FG	FGA	Pct.	3FG	3FGA	Pct.	FT	FTA	Pct.	--Rebounds-- Off.	Def.	Tot.	Ast.	PF	Dq.	STL	TO	Blk.	Pts.	AVG
Elton Brand	62	61	2454	451	899	.502	0	1	.000	244	356	.685	283	420	703	157	204	3	71	161	158	1146	18.5
Corey Maggette	64	57	2006	343	773	.444	62	177	.350	325	405	.802	77	245	322	123	194	6	55	147	16	1073	16.8
Lamar Odom	49	47	1679	268	611	.439	42	129	.326	136	175	.777	59	267	326	178	181	6	42	140	41	714	14.6
Andre Miller	80	80	2913	377	928	.406	23	108	.213	311	391	.795	84	232	316	537	203	3	99	206	11	1088	13.6
Michael Olowokandi	36	36	1369	186	436	.427	0	0	—	69	105	.657	57	271	328	47	110	5	18	98	79	441	12.3
Eric Piatkowski	62	26	1360	210	446	.471	80	201	.398	101	122	.828	44	112	156	70	92	0	33	56	9	601	9.7
Quentin Richardson	59	13	1368	203	546	.372	61	198	.308	85	124	.685	98	183	281	52	92	0	35	64	10	552	9.4
Marko Jaric	66	12	1379	179	446	.401	53	166	.319	79	105	.752	35	125	160	193	125	0	97	103	11	490	7.4
Keyon Dooling	55	1	969	128	329	.389	50	139	.360	44	57	.772	9	63	72	89	93	0	24	60	6	350	6.4
Cherokee Parks	30	18	648	82	163	.503	1	2	.500	23	38	.605	46	86	132	21	52	0	16	18	20	188	6.3
Melvin Ely	52	7	802	92	186	.495	0	0	—	52	74	.703	64	110	174	15	95	0	10	50	32	236	4.5
Wang Zhizhi	41	1	412	62	162	.383	16	47	.340	42	58	.724	26	51	77	10	41	0	8	31	10	182	4.4
Tremaine Fowlkes	37	10	573	56	128	.438	2	9	.222	50	59	.847	41	62	103	23	63	0	25	20	2	164	4.4
Sean Rooks	70	38	1344	125	297	.421	0	1	.000	47	58	.810	53	163	216	69	174	3	34	66	44	297	4.2
Chris Wilcox	46	3	479	73	140	.521	0	0	—	25	50	.500	32	72	104	21	65	2	7	26	12	171	3.7

RECORD
27-55
Home 16-25, Road 11-30
7th place, Pacific Division

PLAYOFFS
None

CLIPPERS LEADERS
Scoring: Brand (18.5)
Rebounding: Brand (11.3)
Assists: Miller (6.7)

HONORS
Marko Jaric
2003 Rookie Challenge Participant
2003 Jeep All-Star Hoop It Up Participant

HEAD COACH
Alvin Gentry (19-39)
Dennis Johnson (8-16)

ASSISTANT COACHES
Dennis Johnson
Rex Kalamian
Mo McHone
Igor Kokoskov
Jerry DeGregorio

ATHLETIC TRAINER
Jasen Powell

GAME-BY-GAME RESULTS

OCTOBER (0-1)				
10/30/02	Cleveland	L	96-98	0-1
NOVEMBER (6-10)				
11/1/02	L.A. Lakers	L	93-108	0-2
11/3/02	**Detroit**	**W**	**74-72**	**1-2**
11/6/02	at Philadelphia	L	*99-101	1-3
11/8/02	at New Jersey	L	92-106	1-4
11/10/02	**at Orlando**	**W**	**120-117**	**2-4**
11/12/02	**at Miami**	**W**	**101-82**	**3-4**
11/14/02	Orlando	L	80-101	3-5
11/15/02	at Portland	L	88-112	3-6
11/17/02	Seattle	L	78-84	3-7
11/18/02	**at Golden State**	**W**	**99-89**	**4-7**
11/20/02	Sacramento	L	89-93	4-8
11/22/02	at Denver	L	70-72	4-9
11/24/02	**Houston**	**W**	**90-89**	**5-9**
11/26/02	Utah	L	94-99	5-10
11/28/02	**New Jersey**	**W**	***126-118**	**6-10**
11/29/02	at Sacramento	L	94-107	6-11
DECEMBER (6-8)				
12/1/02	Indiana	L	87-92	6-12
12/4/02	**Miami**	**W**	**89-80**	**7-12**
12/7/02	**Minnesota**	**W**	**104-88**	**8-12**
12/9/02	**at New Orleans**	**W**	**94-90**	**9-12**
12/10/02	at Dallas	L	95-122	9-13
12/13/02	at San Antonio	L	84-97	9-14
12/14/02	**at Houston**	**W**	**94-83**	**10-14**
12/16/02	**San Antonio**	**W**	**91-79**	**11-14**
12/18/02	Portland	L	93-97	11-15
12/20/02	Phoenix	L	76-87	11-16
12/21/02	**Denver**	**W**	**92-89**	**12-16**
12/27/02	at Phoenix	L	95-108	12-17
12/28/02	Golden State	L	92-99	12-18
12/31/02	Philadelphia	L	75-83	12-19
JANUARY (5-10)				
1/2/03	at Dallas	L	92-102	12-20
1/3/03	at Memphis	L	111-116	12-21
1/5/03	San Antonio	L	86-94	12-22
1/8/03	**Memphis**	**W**	**103-95**	**13-22**
1/10/03	**at Seattle**	**W**	**90-88**	**14-22**
1/12/03	Dallas	L	90-96	14-23
1/15/03	Minnesota	L	64-95	14-24
1/18/03	**Sacramento**	**W**	**112-107**	**15-24**
1/20/03	at L.A. Lakers	L	92-96	15-25
1/22/03	**at Utah**	**W**	**96-89**	**16-25**
1/24/03	at Minnesota	L	85-88	16-26
1/26/03	at Indiana	L	101-108	16-27
1/27/03	at Cleveland	L	100-104	16-28
1/29/03	**Chicago**	**W**	**77-75**	**17-28**
1/31/03	Phoenix	L	92-98	17-29
FEBRUARY (2-9)				
2/2/03	at Toronto	L	86-100	17-30
2/4/03	at New York	L	92-105	17-31
2/5/03	at Detroit	L	80-89	17-32
2/11/03	**at Phoenix**	**W**	**107-106**	**18-32**
2/12/03	Washington	L	104-108	18-33
2/15/03	Boston	L	84-92	18-34
2/19/03	**Milwaukee**	**W**	**110-104**	**19-34**
2/22/03	Atlanta	L	87-89	19-35
2/25/03	at L.A. Lakers	L	98-109	19-36
2/26/03	Golden State	L	94-108	19-37
2/28/03	at Portland	L	103-109	19-38
MARCH (4-12)				
3/1/03	Seattle	L	101-109	19-39
3/3/03	New Orleans	L	108-111	19-40
3/5/03	at Washington	L	80-99	19-41
3/7/03	at Boston	L	72-83	19-42
3/8/03	**at Chicago**	**W**	**103-97**	**20-42**
3/10/03	at Atlanta	L	86-95	20-43
3/12/03	at Houston	L	*114-118	20-44
3/14/03	at San Antonio	L	96-107	20-45
3/16/03	**Toronto**	**W**	**111-110**	**21-45**
3/17/03	L.A. Lakers	L	85-102	21-46
3/19/03	**Denver**	**W**	**91-78**	**22-46**
3/22/03	at Utah	L	73-88	22-47
3/24/03	Houston	L	90-108	22-48
3/26/03	Dallas	L	107-114	22-49
3/27/03	at Sacramento	L	83-93	22-50
3/30/03	**Memphis**	**W**	**102-100**	**23-50**
APRIL (4-5)				
4/1/03	Utah	L	89-94	23-51
4/4/03	at Seattle	L	93-101	23-52
4/5/03	**New York**	**W**	**109-98**	**24-52**
4/8/03	at Memphis	L	108-111	24-53
4/9/03	at Milwaukee	L	92-112	24-54
4/11/03	at Minnesota	L	90-106	24-55
4/12/03	**at Denver**	**W**	**101-79**	**25-55**
4/14/03	**at Golden State**	**W**	**122-113**	**26-55**
4/16/03	**Portland**	**W**	**107-93**	**27-55**

** Indicates overtime (1-2)*
***Bold** indicates wins*

2001-02 LOS ANGELES CLIPPERS

PLAYER	G	GS	Min.	FG	FGA	PCT	3FG	3FGA	Pct.	FT	FTA	Pct.	--Rebounds-- Off.	Def.	Tot.	Ast.	PF	Dq.	STL	TO	Blk.	Pts.	AVG
Elton Brand	80	80	3020	532	1010	.527	0	0	—	389	524	.742	396	529	925	191	254	3	80	173	163	1453	18.2
Jeff McInnis	81	80	3030	463	1121	.413	75	234	.321	183	219	.836	45	168	213	500	202	2	63	147	6	1184	14.6
Quentin Richardson	81	0	2152	400	926	.432	133	349	.381	143	187	.765	113	221	334	128	142	2	78	102	21	1076	13.3
Lamar Odom	29	25	999	151	360	.419	16	84	.190	61	93	.656	31	145	176	171	91	3	23	97	36	379	13.1
Corey Maggette	63	52	1615	235	530	.443	46	139	.331	201	251	.801	54	177	231	112	155	0	41	116	19	717	11.4
Michael Olowokandi	80	79	2568	384	886	.433	0	0	—	117	188	.622	164	547	711	90	217	1	55	175	145	885	11.1
Darius Miles	82	6	2227	309	642	.481	3	19	.158	158	255	.620	109	344	453	184	184	2	71	160	103	779	9.5
Eric Piatkowski	71	64	1718	207	471	.439	111	238	.466	101	113	.894	43	141	184	112	110	0	41	64	12	626	8.8
Keyon Dooling	14	0	155	22	57	.386	4	14	.286	10	12	.833	0	3	3	12	20	0	4	10	3	58	4.1
Earl Boykins	68	2	761	110	275	.400	13	42	.310	47	61	.770	27	27	54	145	44	0	20	44	2	280	4.1
Tremaine Fowlkes	22	17	343	25	64	.391	0	0	—	24	31	.774	32	32	64	17	39	0	11	13	1	74	3.4
Sean Rooks	61	2	728	81	194	.418	0	0	—	21	29	.724	32	92	124	25	114	1	12	20	21	183	3.0
Doug Overton	18	0	130	14	44	.318	7	27	.259	4	7	.571	1	11	12	13	10	0	3	12	1	39	2.2
Harold Jamison	25	2	176	22	43	.512	0	0	—	10	15	.667	24	15	39	6	23	0	5	6	1	54	2.2
Obinna Ekezie	29	1	152	13	39	.333	0	0	—	28	40	.700	12	22	34	3	16	0	2	10	6	54	1.9
Eldridge Recasner (TOT)	6	0	33	2	6	.333	0	1	.000	1	1	1.000	0	0	0	5	4	0	1	1	0	5	0.8
Eldridge Recasner (LAC)	5	0	31	2	6	.333	0	1	.000	1	1	1.000	0	0	0	5	3	0	1	1	0	5	1.0

RECORD
39-43
Home 25-16, Road 14-27
5th place, Pacific Division

PLAYOFFS
None

CLIPPERS LEADERS
Scoring: Brand (18.2)
Rebounding: Brand (11.6)
Assists: McInnis (6.2)

HONORS
Elton Brand
2002 All-Star Game Participant
Western Conference Player of the Week (12/9/01)
All-Interview Second Team
Darius Miles
2002 Rookie Challenge Participant
Quentin Richardson
2002 Rookie Challenge Participant

HEAD COACH
Alvin Gentry

ASSISTANT COACHES
Dennis Johnson
Rex Kalamian
Mo McHone
Igor Kokoskov

ATHLETIC TRAINER
Jasen Powell

GAME-BY-GAME RESULTS

	OCTOBER (0-1)			
10/30/01	at San Antonio	L	98-109	0-1
	NOVEMBER (7-8)			
11/1/01	at Houston	L	*92-98	0-2
11/3/01	Golden State	L	*108-110	0-3
11/5/01	**Atlanta**	**W**	**109-86**	**1-3**
11/7/01	**Memphis**	**W**	**108-92**	**2-3**
11/8/01	at Portland	L	101-119	2-4
11/10/01	**Phoenix**	**W**	**111-102**	**3-4**
11/14/01	**Chicago**	**W**	**106-102**	**4-4**
11/16/01	Toronto	L	85-94	4-5
11/18/01	**New York**	**W**	**99-86**	**5-5**
11/20/01	L.A. Lakers	L	93-98	5-6
11/22/01	New Jersey	L	90-95	5-7
11/23/01	atUtah	L	101-106	5-8
11/25/01	**Houston**	**W**	**90-83**	**6-8**
11/28/01	**Minnesota**	**W**	**94-75**	**7-8**
11/30/01	at Denver	L	93-96	7-9
	DECEMBER (8-5)			
12/2/01	**Indiana**	**W**	**103-72**	**8-9**
12/4/01	**Miami**	**W**	**87-83**	**9-9**
12/7/01	Utah	L	86-102	9-10
12/9/01	**Charlotte**	**W**	**89-78**	**10-10**
12/10/01	**Orlando**	**W**	**100-92**	**11-10**
12/12/01	**Seattle**	**W**	**114-94**	**12-10**
12/14/01	at L.A. Lakers	L	80-110	12-11
12/16/01	**Detroit**	**W**	**82-77**	**13-11**
12/18/01	**at Phoenix**	**W**	**96-92**	**14-11**
12/22/01	**Sacramento**	**W**	**101-85**	**15-11**
12/26/01	Philadelphia	L	86-100	15-12
12/27/01	at Seattle	L	90-101	15-13
12/29/01	Boston	L	*103-105	15-14
	JANUARY (9-9)			
1/1/02	**Portland**	**W**	**112-97**	**16-14**
1/2/02	at Sacramento	L	91-105	16-15
1/4/02	**at Denver**	**W**	**82-80**	**17-15**
1/5/02	**Milwaukee**	**W**	**86-83**	**18-15**
1/7/02	at Philadelphia	L	92-116	18-16
1/8/02	at Washington	L	88-96	18-17
1/10/02	at New Jersey	L	89-108	18-18
1/11/02	at Charlotte	L	*91-92	18-19
1/13/02	**at Toronto**	**W**	**79-72**	**19-19**
1/15/02	at Minnesota	L	83-97	19-20
1/18/02	**Cleveland**	**W**	**109-103**	**20-20**
1/19/02	at Portland	L	93-113	20-21
1/21/02	**Denver**	**W**	**102-89**	**21-21**
1/23/02	**L.A. Lakers**	**W**	**95-90**	**22-21**
1/26/02	Dallas	L	112-133	22-22
1/28/02	at Memphis	L	*115-119	22-23
1/29/02	**at Dallas**	**W**	**117-100**	**23-23**
1/31/02	**at San Antonio**	**W**	**91-87**	**24-23**
	FEBRUARY (5-7)			
2/2/02	at Atlanta	L	94-101	24-24
2/3/02	at Boston	L	91-104	24-25
2/5/02	**at New York**	**W**	**112-110**	**25-25**
2/7/02	at Detroit	L	92-105	25-26
2/14/02	San Antonio	L	76-89	25-27
2/16/02	**Dallas**	**W**	**119-110**	**26-27**
2/18/02	Portland	L	79-80	26-28
2/20/02	**at Miami**	**W**	**81-71**	**27-28**
2/21/02	at Orlando	L	102-119	27-29
2/23/02	at Indiana	L	88-106	27-30
2/25/02	**at Memphis**	**W**	**90-77**	**28-30**
2/26/02	**at Houston**	**W**	**94-84**	**29-30**
	MARCH (8-7)			
3/2/02	**Golden State**	**W**	**109-95**	**30-30**
3/6/02	at Milwaukee	L	86-92	30-31
3/8/02	**at Chicago**	**W**	**94-90**	**31-31**
3/10/02	**at Cleveland**	**W**	**95-78**	**32-31**
3/11/02	**at Minnesota**	**W**	**108-99**	**33-31**
3/13/02	**Washington**	**W**	**96-75**	**34-31**
3/15/02	at L.A. Lakers	L	92-98	34-32
3/16/02	Seattle	L	87-95	34-33
3/18/02	**Houston**	**W**	**93-86**	**35-33**
3/21/02	**at Golden State**	**W**	**116-96**	**36-33**
3/23/02	Phoenix	L	94-97	36-34
3/25/02	San Antonio	L	85-91	36-35
3/26/02	at Sacramento	L	90-107	36-36
3/29/02	**at Phoenix**	**W**	**96-94**	**37-36**
3/30/02	Utah	L	92-105	37-37
	APRIL (2-6)			
4/3/02	at Utah	L	87-99	37-38
4/4/02	at Dallas	L	90-115	37-39
4/7/02	**Denver**	**W**	**97-75**	**38-39**
4/8/02	at Seattle	L	100-102	38-40
4/12/02	Sacramento	L	106-125	38-41
4/13/02	Minnesota	L	98-101	38-42
4/16/02	**Memphis**	**W**	**92-84**	**39-42**
4/17/02	at Golden State	L	103-107	39-43

** Indicates overtime (0-5)*
***Bold** indicates wins*

2000-01 LOS ANGELES CLIPPERS

PLAYER	G	Min.	FG	FGA	Pct.	3FG	3FGA	Pct.	FT	FTA	Pct.	--Rebounds-- Off.	Def.	Tot.	Ast.	PF	Dq.	STL	TO	Blk.	Pts.	AVG
Lamar Odom	76	2836	481	1046	.460	80	253	.316	262	386	.679	110	482	592	392	236	4	74	264	122	1304	17.2
Jeff McInnis	81	2831	432	933	.463	52	144	.361	130	161	.807	41	179	220	447	199	2	75	113	7	1046	12.9
Eric Piatkowski	81	2144	291	672	.433	120	297	.404	158	181	.873	54	187	241	96	123	0	46	76	19	860	10.6
Corey Maggette	69	1359	225	487	.462	17	56	.304	223	288	.774	88	203	291	82	140	1	35	106	9	690	10.0
Darius Miles	81	2133	318	630	.505	1	19	.053	124	238	.521	127	350	477	99	191	1	51	147	125	761	9.4
Michael Olowokandi	82	2127	308	708	.435	0	0	—	85	156	.545	168	357	525	46	250	4	30	169	108	701	8.5
Quentin Richardson	76	1358	232	525	.442	50	151	.331	99	158	.627	105	152	257	62	98	0	42	64	7	613	8.1
Tyrone Nesby	14	333	40	123	.325	10	46	.217	18	23	.783	16	26	42	11	28	0	10	10	4	108	7.7
Earl Boykins	10	149	25	63	.397	1	8	.125	14	17	.824	4	7	11	32	9	0	5	9	0	65	6.5
Keyon Dooling	76	1237	148	362	.409	28	80	.350	125	179	.698	8	81	89	177	107	0	41	94	11	449	5.9
Sean Rooks	82	1553	169	395	.428	1	2	.500	107	143	.748	91	212	303	77	197	2	34	73	64	446	5.4
Cherokee Parks (LAC)	52	876	116	236	.492	0	6	.000	19	27	.704	58	131	189	39	102	0	19	31	25	251	4.8
Cherokee Parks (TOT)	65	1054	134	274	.489	0	6	.000	31	44	.705	71	158	229	46	122	0	25	41	36	299	4.6
Derek Strong	28	491	45	117	.385	0	1	.000	28	37	.757	34	74	108	7	30	0	14	22	1	118	4.2
Brian Skinner	39	584	64	161	.398	0	0	—	32	59	.542	55	113	168	18	61	0	14	32	11	160	4.1
Zendon Hamilton	3	19	2	9	.222	0	0	—	5	8	.625	3	5	8	0	4	0	0	2	0	9	3.0

RECORD
31-51
Home 22-19, Road 9-32
6th place, Pacific Division

PLAYOFFS
None

CLIPPERS LEADERS
Scoring: Odom (17.2)
Rebounding: Odom (7.8)
Assists: McInnis (5.5)

HONORS
Darius Miles
2001 Rookie Challenge Participant
All-Rookie First Team
Lamar Odom
2001 Rookie Challenge Participant
Quentin Richardson
2001 Rookie Challenge Participant

HEAD COACH
Alvin Gentry

ASSISTANT COACHES
John Hammond
Dennis Johnson
Rex Kalamian
Igor Kokoskov

ATHLETIC TRAINER
Jasen Powell

GAME-BY-GAME RESULTS

	OCTOBER (0-1)			
10/31/00	at Utah	L	94-107	0-1
	NOVEMBER (5-10)			
11/2/00	Vancouver	L	91-99	0-2
11/4/00	**Houston**	**W**	**77-74**	**1-2**
11/5/00	at L.A. Lakers	L	103-108	1-3
11/8/00	Utah	L	*87-93	1-4
11/10/00	**Atlanta**	**W**	**115-106**	**2-4**
11/12/00	at Denver	L	79-95	2-5
11/13/00	Dallas	L	76-90	2-6
11/15/00	**New York**	**W**	**78-74**	**3-6**
11/16/00	**at Vancouver**	**W**	**76-72**	**4-6**
11/18/00	Seattle	L	83-86	4-7
11/20/00	New Jersey	L	85-86	4-8
11/24/00	at Seattle	L	81-98	4-9
11/25/00	Phoenix	L	*89-95	4-10
11/27/00	L.A. Lakers	L	83-98	4-11
11/29/00	**Golden State**	**W**	**106-83**	**5-11**
	DECEMBER (5-10)			
12/1/00	at Toronto	L	*95-104	5-12
12/3/00	at Boston	L	87-96	5-13
12/4/00	at New York	L	78-106	5-14
12/6/00	**at Washington**	**W**	**93-88**	**6-14**
12/8/00	at Charlotte	L	87-92	6-15
12/9/00	at Minnesota	L	73-85	6-16
12/11/00	**Orlando**	**W**	**92-80**	**7-16**
12/13/00	Miami	L	*88-94	7-17
12/15/00	**at Phoenix**	**W**	**98-88**	**8-17**
12/17/00	Washington	L	94-103	8-18
12/20/00	**Minnesota**	**W**	**103-96**	**9-18**
12/23/00	**Vancouver**	**W**	**92-90**	**10-18**
12/26/00	at Denver	L	108-109	10-19
12/28/00	at Dallas	L	96-105	10-20
12/30/00	L.A. Lakers	L	*114-116	10-21
	JANUARY (3-12)			
1/2/01	**Toronto**	**W**	**110-97**	**11-21**
1/3/01	at Phoenix	L	85-90	11-22
1/5/01	Charlotte	L	73-86	11-23
1/7/01	**at L.A. Lakers**	**W**	**118-95**	**12-23**
1/8/01	Indiana	L	82-85	12-24
1/10/01	**Denver**	**W**	**92-86**	**13-24**
1/12/01	at Minnesota	L	89-95	13-25
1/13/01	at Atlanta	L	88-108	13-26
1/15/01	at Indiana	L	74-89	13-27
1/16/01	at Milwaukee	L	91-112	13-28
1/18/01	Boston	L	79-82	13-29
1/24/01	Seattle	L	*110-114	13-30
1/27/01	Sacramento	L	89-101	13-31
1/29/01	San Antonio	L	67-96	13-32
1/31/01	at San Antonio	L	70-92	13-33
	FEBRUARY (7-7)			
2/1/01	**at Houston**	**W**	**101-84**	**14-33**
2/3/01	**Portland**	**W**	**90-89**	**15-33**
2/5/01	**Chicago**	**W**	**102-82**	**16-33**
2/7/01	at Golden State	L	88-89	16-34
2/13/01	at Miami	L	*99-101	16-35
2/14/01	at Orlando	L	101-114	16-36
2/16/01	at Philadelphia	L	93-108	16-37
2/18/01	at New Jersey	L	*96-102	16-38
2/19/01	**at Detroit**	**W**	***111-106**	**17-38**
2/21/01	**at Cleveland**	**W**	**100-94**	**18-38**
2/22/01	**at Chicago**	**W**	**93-80**	**19-38**
2/24/01	**Portland**	**W**	****123-120**	**20-38**
2/26/01	Dallas	L	92-103	20-39
2/27/01	at Sacramento	L	*93-106	20-40
	MARCH (7-7)			
3/1/01	at Portland	L	81-94	20-41
3/2/01	**Sacramento**	**W**	**88-81**	**21-41**
3/5/01	**Denver**	**W**	**99-86**	**22-41**
3/8/01	at Houston	L	87-99	22-42
3/11/01	at Dallas	L	93-111	22-43
3/12/01	at San Antonio	L	81-99	22-44
3/16/01	**Golden State**	**W**	**94-76**	**23-44**
3/18/01	Utah	L	96-111	23-45
3/20/01	**Philadelphia**	**W**	**88-77**	**24-45**
3/22/01	**Houston**	**W**	**97-92**	**25-45**
3/26/01	at Portland	L	96-104	25-46
3/27/01	**Detroit**	**W**	**101-94**	**26-46**
3/30/01	at Seattle	L	84-94	26-47
3/31/01	**Cleveland**	**W**	**104-97**	**27-47**
	APRIL (4-4)			
4/4/01	at Vancouver	L	78-86	27-48
4/6/01	**Milwaukee**	**W**	***113-110**	**28-48**
4/7/01	San Antonio	L	83-93	28-49
4/10/01	at Sacramento	L	*109-116	28-50
4/13/01	**Minnesota**	**W**	**111-105**	**29-50**
4/14/01	**at Golden State**	**W**	**106-94**	**30-50**
4/16/01	**Phoenix**	**W**	**100-80**	**31-50**
4/17/01	at Utah	L	92-97	31-51

** Indicates overtime (2-10)*
*** Indicates double overtime (1-0)*
***Bold** indicates wins*

1999-00 LOS ANGELES CLIPPERS

PLAYER	G	Min.	FG	FGA	Pct.	3FG	3FGA	Pct.	FT	FTA	Pct.	--Rebounds-- Off.	Def.	Tot.	Ast.	PF	Dq.	STL	TO	Blk.	Pts.	AVG
Maurice Taylor	62	2227	458	988	.464	1	8	.125	143	201	.711	96	304	400	101	217	4	51	169	48	1060	17.1
Derek Anderson	64	2201	377	860	.438	55	178	.309	271	309	.877	80	178	258	220	149	2	90	167	11	1080	16.9
Lamar Odom	76	2767	449	1024	.438	59	164	.360	302	420	.719	159	436	595	317	291	13	91	258	95	1259	16.6
Tyrone Nesby	73	2317	364	915	.398	94	281	.335	151	191	.791	82	193	275	121	205	5	75	102	31	973	13.3
Michael Olowokandi	80	2493	330	756	.437	0	0	—	123	189	.651	194	462	656	38	304	10	35	177	140	783	9.8
Troy Hudson	62	1592	204	541	.377	60	193	.311	77	95	.811	28	120	148	242	65	0	43	108	0	545	8.8
Eric Piatkowski	75	1712	238	573	.415	93	243	.383	85	100	.850	74	148	222	81	140	0	44	57	13	654	8.7
Jeff McInnis	25	597	80	186	.430	7	21	.333	13	17	.765	18	54	72	89	55	0	15	27	2	180	7.2
Eric Murdock	40	693	79	205	.385	16	42	.381	51	80	.638	15	62	77	108	67	0	47	58	5	225	5.6
Brian Skinner	33	775	68	134	.507	0	0	—	43	65	.662	63	138	201	11	75	0	16	37	44	179	5.4
Keith Closs	57	820	96	197	.487	0	3	.000	46	78	.590	65	114	179	25	80	0	13	34	73	238	4.2
Charles Jones	56	662	66	201	.328	39	118	.331	17	23	.739	17	45	62	94	46	0	30	28	5	188	3.4
Etdrick Bohannon (LAC)	11	113	7	13	.538	0	0	—	12	20	.600	12	18	30	5	24	0	2	8	6	26	2.4
Etdrick Bohannon (TOT)	13	118	7	13	.538	0	0	—	15	24	.625	13	18	31	5	25	0	2	10	6	29	2.2
Pete Chilcutt (LAC)	24	347	31	63	.492	5	16	.313	6	6	1.000	27	52	79	16	39	2	10	11	6	73	3.0
Pete Chilcutt (TOT)	56	601	53	127	.417	6	26	.231	8	8	1.000	46	85	131	27	73	2	15	20	10	120	2.1
Anthony Avent	49	377	29	96	.302	0	0	—	23	32	.719	23	51	74	11	62	1	16	24	15	81	1.7
Marty Conlon (LAC)	3	9	1	2	.500	0	0	—	0	0	—	1	1	2	0	1	0	0	0	0	2	0.7
Marty Conlon (TOT)	3	9	1	2	.500	0	0	—	0	0	—	1	1	2	0	1	0	0	0	0	2	0.7
Mario Bennett	1	3	0	3	.000	0	0	—	0	0	—	1	1	2	0	1	0	0	0	0	0	0.0

RECORD
15-67
Home 10-31, Road 5-36
7th place, Pacific Division

PLAYOFFS
None

CLIPPERS LEADERS
Scoring: Odom (16.6)
Rebounding: Olowokandi (8.2)
Assists: Odom (4.2)

HONORS
Lamar Odom
All-Rookie First Team
Rookie of the Month, November
2000 Rookie Challenge Participant
Michael Olowokandi
2000 Rookie Challenge Participant

HEAD COACH
Chris Ford (11-34)
Jim Todd (4-33)

ASSISTANT COACHES
Jim Todd
Kareem Abdul-Jabbar
Dennis Johnson
Rex Kalamian

ATHLETIC TRAINER
Jasen Powell

GAME-BY-GAME RESULTS

NOVEMBER (4-10)

11/2/99	Seattle	L	92-104	0-1
11/3/99	at Portland	L	98-121	0-2
11/5/99	**Philadelphia**	**W**	**91-81**	**1-2**
11/8/99	Utah	L	79-94	1-3
11/10/99	San Antonio	L	94-99	1-4
11/14/99	at Vancouver	L	89-109	1-5
11/16/99	at Milwaukee	L	93-101	1-6
11/17/99	**at Minnesota**	**W**	**89-85**	**2-6**
11/19/99	at Toronto	L	100-106	2-7
11/20/99	**at Washington**	**W**	**98-89**	**3-7**
11/23/99	**New York**	**W**	**100-95**	**4-7**
11/26/99	at Seattle	L	93-98	4-8
11/27/99	Portland	L	71-88	4-9
11/30/99	Phoenix	L	80-94	4-10

DECEMBER (5-10)

12/2/99	Houston	L	96-109	4-11
12/4/99	Seattle	L	89-102	4-12
12/6/99	Miami	L	91-99	4-13
12/8/99	at Atlanta	L	81-99	4-14
12/10/99	at Detroit	L	83-107	4-15
12/11/99	at Indiana	L	90-108	4-16
12/13/99	**Vancouver**	**W**	**102-90**	**5-16**
12/14/99	at L.A. Lakers	L	68-95	5-17
12/17/99	**Golden State**	**W**	**92-91**	**6-17**
12/19/99	at Vancouver	L	84-85	6-18
12/22/99	**at Golden State**	**W**	**103-99**	**7-18**
12/23/99	**Sacramento**	**W**	**97-91**	**8-18**
12/26/99	**Boston**	**W**	**103-100**	**9-18**
12/28/99	at Denver	L	105-128	9-19
12/30/99	at Houston	L	100-122	9-20

JANUARY (2-12)

1/4/00	L.A. Lakers	L	98-122	9-21
1/5/00	at L.A. Lakers	L	101-118	9-22
1/8/00	**Indiana**	**W**	**107-94**	**10-22**
1/10/00	at Cleveland	L	106-111	10-23
1/12/00	at Boston	L	88-95	10-24
1/13/00	at New Jersey	L	105-110	10-25
1/15/00	at Utah	L	75-112	10-26
1/17/00	San Antonio	L	93-99	10-27
1/18/00	at Sacramento	L	98-104	10-28
1/21/00	Minnesota	L	89-95	10-29
1/23/00	Orlando	L	89-102	10-30
1/25/00	at San Antonio	L	82-105	10-31
1/27/00	at Dallas	L	90-99	10-32
1/29/00	**New Jersey**	**W**	**98-93**	**11-32**

FEBRUARY (1-14)

2/1/00	Golden State	L	76-107	11-33
2/2/00	at Phoenix	L	68-114	11-34
2/5/00	Dallas	L	106-119	11-35
2/6/00	Chicago	L	90-100	11-36
2/9/00	at Portland	L	100-107	11-37
2/10/00	Vancouver	L	90-112	11-38
2/15/00	at Miami	L	88-107	11-39
2/16/00	at Orlando	L	96-129	11-40
2/18/00	at Charlotte	L	87-115	11-41
2/19/00	at Chicago	L	72-74	11-42
2/21/00	at New York	L	76-87	11-43
2/23/00	at Philadelphia	L	78-94	11-44
2/24/00	at Minnesota	L	91-116	11-45
2/26/00	**Atlanta**	**W**	**78-77**	**12-45**
2/28/00	Houston	L	77-96	12-46

MARCH (2-13)

3/4/00	Cleveland	L	99-109	12-47
3/6/00	L.A. Lakers	L	103-123	12-48
3/8/00	Toronto	L	94-95	12-49
3/10/00	Charlotte	L	101-118	12-50
3/12/00	**at Golden State**	**W**	**112-103**	**13-50**
3/14/00	**Denver**	**W**	**110-106**	**14-50**
3/15/00	at Sacramento	L	78-98	14-51
3/17/00	at Denver	L	87-114	14-52
3/18/00	Sacramento	L	83-104	14-53
3/20/00	Washington	L	93-105	14-54
3/22/00	at San Antonio	L	78-103	14-55
3/23/00	at Houston	L	95-110	14-56
3/25/00	Detroit	L	107-126	14-57
3/28/00	Dallas	L	102-112	14-58
3/30/00	Milwaukee	L	85-104	14-59

APRIL (1-8)

4/4/00	Utah	L	93-103	14-60
4/6/00	Minnesota	L	90-112	14-61
4/8/00	at Dallas	L	96-98	14-62
4/11/00	Phoenix	L	88-95	14-63
4/12/00	at Utah	L	93-102	14-64
4/14/00	at Phoenix	L	88-112	14-65
4/15/00	Denver	L	*114-115	14-66
4/18/00	Portland	L	100-116	14-67
4/19/00	**at Seattle**	**W**	**114-106**	**15-67**

** Indicates overtime (0-1)*
***Bold** indicates wins*

1998-99 LOS ANGELES CLIPPERS

PLAYER	G	Min.	FG	FGA	Pct.	3FG	3FGA	Pct.	FT	FTA	Pct.	--Rebounds-- Off.	Def.	Tot.	Ast.	PF	Dq.	STL	TO	Blk.	Pts.	AVG
Maurice Taylor	46	1505	311	675	.461	1	6	.167	150	206	.728	100	142	242	67	179	5	16	120	29	773	16.8
Lamond Murray	50	1317	226	578	.391	34	103	.330	126	157	.803	59	136	195	61	107	1	58	99	20	612	12.2
Eric Piatkowski	49	1242	180	417	.432	65	165	.394	88	102	.863	39	101	140	53	86	0	44	53	6	513	10.5
Tyrone Nesby	50	1288	182	405	.449	35	96	.365	104	133	.782	57	118	175	82	143	2	77	53	20	503	10.1
Michael Olowokandi	45	1279	172	399	.431	0	0	—	57	118	.483	120	237	357	25	137	2	27	85	55	401	8.9
Sherman Douglas	30	842	96	219	.438	0	11	.000	55	87	.632	16	42	58	124	54	0	27	61	3	247	8.2
Darrick Martin	37	941	102	278	.367	31	106	.292	61	76	.803	5	43	48	144	82	1	43	67	4	296	8.0
James Robinson	14	280	39	98	.398	8	30	.267	20	27	.741	10	17	27	18	29	0	14	16	3	106	7.6
Rodney Rogers	47	968	131	297	.441	18	63	.286	68	101	.673	65	114	179	77	140	2	47	66	22	348	7.4
Troy Hudson	25	524	60	150	.400	15	47	.319	34	38	.895	15	40	55	92	28	1	11	38	2	169	6.8
Lorenzen Wright	48	1135	119	260	.458	0	1	.000	81	117	.692	142	219	361	33	162	2	26	48	36	319	6.6
Brian Skinner	21	258	33	71	.465	0	0	—	20	33	.606	20	33	53	1	20	0	10	19	13	86	4.1
Charles Smith	23	317	35	97	.361	7	33	.212	7	16	.438	7	17	24	13	35	0	17	20	14	84	3.7
Pooh Richardson	11	130	12	36	.333	0	6	.000	4	4	1.000	1	12	13	30	5	0	4	9	0	28	2.5
Keith Closs	15	87	12	23	.522	0	1	.000	8	10	.800	5	20	25	0	14	1	3	6	9	32	2.1
Stojko Vrankovic	2	12	1	4	.250	0	0	—	0	0	—	4	2	6	0	2	0	0	0	0	2	1.0

RECORD
9-41
Home 6-19, Road 3-22
7th place, Pacific Division

PLAYOFFS
None

CLIPPERS LEADERS
Scoring: Taylor (16.8)
Rebounding: Olowokandi (7.9)
Assists: Douglas (4.1)

HONORS
Michael Olowokandi
All-Rookie Second Team

HEAD COACH
Chris Ford

ASSISTANT COACHES
Jim Brewer
Rex Kalamian
Jim Todd

ATHLETIC TRAINER
Ray Melchiorre

GAME-BY-GAME RESULTS

FEBRUARY (0-12)

2/5/99	Phoenix	L	92-101	0-1
2/7/99	Chicago	L	84-89	0-2
2/10/99	at Vancouver	L	99-105	0-3
2/13/99	at Phoenix	L	*104-107	0-4
2/14/99	Minnesota	L	73-95	0-5
2/16/99	Vancouver(A)	L	**89-93	0-6
2/20/99	Dallas	L	90-105	0-7
2/22/99	at Utah	L	89-104	0-8
2/23/99	Golden State	L	89-94	0-9
2/25/99	L.A. Lakers(A)	L	100-115	0-10
2/26/99	at L.A. Lakers	L	83-99	0-11
2/27/99	Atlanta(A)	L	74-103	0-12

MARCH (3-14)

3/2/99	at Dallas	L	99-112	0-13
3/4/99	at Houston	L	77-96	0-14
3/6/99	at San Antonio	L	85-114	0-15
3/9/99	L.A. Lakers	L	99-103	0-16
3/10/99	at L.A. Lakers	L	75-94	0-17
3/11/99	**Sacramento**	**W**	**106-92**	**1-17**
3/13/99	Portland	L	*96-106	1-18
3/14/99	at Seattle	L	89-108	1-19
3/16/99	at New York	L	89-113	1-20
3/17/99	at Boston	L	84-118	1-21
3/19/99	at Toronto	L	82-93	1-22
3/21/99	**at Minnesota**	**W**	**100-85**	**2-22**
3/24/99	Golden State	L	80-92	2-23
3/26/99	at Seattle	L	98-104	2-24
3/27/99	**Utah(A)**	**W**	**103-77**	**3-24**
3/29/99	at Denver	L	88-100	3-25
3/30/99	Houston	L	95-104	3-26

APRIL (6-11)

4/1/99	at Dallas	L	84-93	3-27
4/3/99	at San Antonio	L	82-103	3-28
4/4/99	at Denver	L	80-82	3-29
4/6/99	Phoenix	L	83-88	3-30
4/8/99	**Minnesota**	**W**	**99-91**	**4-30**
4/10/99	Portland(A)	L	70-97	4-31
4/11/99	**at Portland**	**W**	**89-83**	**5-31**
4/13/99	**New Jersey**	**W**	**109-101**	**6-31**
4/15/99	Utah	L	89-103	6-32
4/16/99	**at Golden State**	**W**	**86-83**	**7-32**
4/18/99	Denver	L	101-103	7-33
4/19/99	Sacramento(A)	L	98-102	7-34
4/21/99	at Vancouver	L	94-97	7-35
4/23/99	**Houston**	**W**	***106-101**	**8-35**
4/24/99	**Vancouver**	**W**	**105-96**	**9-35**
4/26/99	San Antonio	L	88-94	9-36
4/29/99	at Sacramento	L	81-103	9-37

MAY (0-4)

5/1/99	at Minnesota	L	93-103	9-38
5/2/99	at Houston	L	84-110	9-39
5/4/99	at Utah	L	82-99	9-40
5/5/99	Seattle	L	105-107	9-41

** Indicates overtime (1-2)*
*** Indicates double overtime (0-1)*
***Bold** indicates wins*
(A) Indicates game played at Arrowhead Pond of Anaheim

DID YOU KNOW?

On January 7, 1999, The NBA Board of Governors unanimously ratified a new six-year collective bargaining agreement between the league and the National Basketball Players Association, setting the stage for a shortened 1998-99 season to get underway. NBA teams played a total of 50 games during the 1998-99 campaign instead of the standard 82 games.

1997-98 LOS ANGELES CLIPPERS

PLAYER	G	Min.	FG	FGA	Pct.	3FG	3FGA	Pct.	FT	FTA	Pct.	--Rebounds-- Off.	Def.	Tot.	Ast.	PF	Dq.	STL	TO	Blk.	Pts.	AVG
Lamond Murray	79	2579	473	984	.481	54	153	.353	220	294	.748	172	312	484	142	193	3	118	171	54	1220	15.4
Rodney Rogers	76	2499	426	935	.456	72	212	.340	225	328	.686	155	269	424	202	242	5	93	193	38	1149	15.1
Brent Barry	41	1341	190	444	.428	78	195	.400	103	122	.844	27	116	143	132	88	0	50	95	23	561	13.7
Isaac Austin (LAC)	26	895	154	339	.454	0	5	.000	88	135	.652	80	147	227	88	69	0	18	89	22	396	15.2
Isaac Austin (TOT)	78	2266	406	871	.466	0	8	.000	243	363	.669	199	358	557	175	231	5	61	206	56	1055	13.5
Maurice Taylor	71	1513	321	675	.476	0	1	.000	173	244	.709	118	178	296	53	222	7	34	107	40	815	11.5
Eric Piatkowski	67	1740	257	568	.452	106	259	.409	140	170	.824	70	166	236	85	137	0	51	80	12	760	11.3
Darrick Martin	82	2299	275	730	.377	107	293	.365	184	217	.848	19	145	164	331	198	2	82	154	10	841	10.3
Lorenzen Wright	69	2067	241	542	.445	0	2	.000	141	214	.659	180	426	606	55	237	2	55	81	87	623	9.0
James Robinson	70	1231	195	501	.389	74	225	.329	77	107	.720	37	74	111	135	101	0	37	97	10	541	7.7
Loy Vaught	10	265	36	84	.429	0	2	.000	3	8	.375	16	49	65	7	33	0	4	13	2	75	7.5
Pooh Richardson	69	1252	124	333	.372	11	57	.193	30	43	.698	17	79	96	226	71	0	44	54	3	289	4.2
Keith Closs	58	740	93	207	.449	0	0	---	46	77	.597	63	105	168	19	73	0	12	38	81	232	4.0
Charles Smith (LAC)	23	260	45	107	.421	14	44	.318	5	9	.556	8	11	19	19	21	0	10	21	5	109	4.7
Charles Smith (TOT)	34	292	49	125	.392	15	47	.319	6	11	.545	13	14	27	21	24	0	12	27	6	119	3.5
Stojko Vrankovic	65	996	79	186	.425	0	0	---	37	65	.569	71	192	263	36	130	3	11	46	66	195	3.0
James Collins	23	103	21	55	.382	9	20	.450	8	14	.571	7	7	14	3	12	0	6	8	3	59	2.6

RECORD
17-65
Home 11-30, Road 6-35
7th place, Pacific Division

PLAYOFFS
None

CLIPPERS LEADERS
Scoring: Murray (15.4)
Rebounding: Wright (8.8)
Assists: Martin (4.0)

HONORS
Maurice Taylor
1998 Rookie All-Star Game
All-Rookie Second Team

HEAD COACH
Bill Fitch

ASSISTANT COACHES
Jim Brewer
Barry Hecker
Rex Kalamian

ATHLETIC TRAINER
Ray Melchiorre

GAME-BY-GAME RESULTS

	OCTOBER (0-1)			
10/31/97	at Phoenix	L	100-110	0-1
	NOVEMBER (2-13)			
11/1/97	Portland	L	74-82	0-2
11/5/97	Houston	L	110-124	0-3
11/7/97	**at Sacramento**	**W**	**98-85**	**1-3**
11/8/97	Phoenix(A)	L	105-123	1-4
11/11/97	at Vancouver	L	113-119	1-5
11/13/97	Milwaukee	L	94-102	1-6
11/15/97	at Charlotte	L	96-130	1-7
11/16/97	at Atlanta(G)	L	83-89	1-8
11/18/97	at Orlando	L	94-112	1-9
11/19/97	at Miami	L	113-122	1-10
11/21/97	Chicago	L	**102-111	1-11
11/23/97	at L.A. Lakers	L	102-119	1-12
11/26/97	**Sacramento**	**W**	**99-97**	**2-12**
11/28/97	New Jersey(A)	L	92-104	2-13
11/29/97	Utah	L	91-94	2-14
	DECEMBER (4-10)			
12/4/97	**San Antonio**	**W**	***100-96**	**3-14**
12/6/97	Orlando	L	79-83	3-15
12/7/97	at Denver	L	92-100	3-16
12/9/97	**at Dallas**	**W**	**99-92**	**4-16**
12/10/97	at San Antonio	L	87-102	4-17
12/12/97	Atlanta	L	74-83	4-18
12/14/97	at Seattle	L	101-107	4-19
12/16/97	Seattle	L	94-109	4-20
12/18/97	**Golden State(A)**	**W**	**82-78**	**5-20**
12/20/97	at Minnesota	L	91-92	5-21
12/21/97	at Boston	L	77-99	5-22
12/23/97	at Chicago	L	89-94	5-23
12/26/97	at L.A. Lakers	L	*114-118	5-24
12/27/97	**Denver**	**W**	**105-103**	**6-24**
	JANUARY (4-12)			
1/2/98	**at Golden State**	**W**	**94-79**	**7-24**
1/3/98	**Dallas**	**W**	**97-88**	**8-24**
1/6/98	at Sacramento	L	89-105	8-25
1/7/98	**Vancouver**	**W**	**110-102**	**9-25**
1/9/98	L.A. Lakers	L	115-125	9-26
1/11/98	at Detroit	L	85-113	9-27
1/12/98	at Milwaukee	L	95-110	9-28
1/14/98	at Toronto	L	101-109	9-29
1/15/98	**at New Jersey**	**W**	**119-116**	**10-29**
1/17/98	at Washington	L	99-108	10-30
1/19/98	at Minnesota	L	109-117	10-31
1/22/98	Detroit(A)	L	76-94	10-32
1/24/98	Denver	L	81-99	10-33
1/27/98	at Houston	L	109-115	10-34
1/28/98	at San Antonio	L	86-109	10-35
1/30/98	San Antonio	L	87-97	10-36
	FEBRUARY (2-9)			
2/1/98	Indiana	L	92-99	10-37
2/3/98	**Utah(A)**	**W**	**111-102**	**11-37**
2/10/98	at Utah	L	98-106	11-38
2/11/98	Washington	L	104-110	11-39
2/13/98	Boston	L	96-97	11-40
2/16/98	Houston	L	99-121	11-41
2/19/98	Miami(A)	L	80-89	11-42
2/21/98	Charlotte	L	98-111	11-43
2/23/98	Seattle	L	100-101	11-44
2/25/98	**Philadelphia**	**W**	**117-108**	**12-44**
2/27/98	Phoenix	L	99-104	12-45
	MARCH (4-11)			
3/3/98	at Houston	L	97-107	12-46
3/5/98	at Dallas	L	109-119	12-47
3/8/98	**at Denver**	**W**	**100-89**	**13-47**
3/9/98	at Phoenix	L	105-134	13-48
3/12/98	L.A. Lakers(A)	L	85-108	13-49
3/13/98	**Toronto**	**W**	**152-120**	**14-49**
3/15/98	at Portland	L	92-103	14-50
3/17/98	**at Golden State**	**W**	**107-102**	**15-50**
3/18/98	at Seattle	L	80-99	15-51
3/21/98	Cleveland	L	79-100	15-52
3/23/98	at Vancouver	L	95-106	15-53
3/25/98	New York	L	76-77	15-54
3/27/98	Minnesota	L	98-100	15-55
3/29/98	**Dallas**	**W**	**108-86**	**16-55**
3/31/98	at Indiana	L	106-128	16-56
	APRIL (1-9)			
4/2/98	at New York	L	70-81	16-57
4/3/98	at Philadelphia	L	78-93	16-58
4/5/98	at Cleveland	L	93-94	16-59
4/7/98	Vancouver	L	94-110	16-60
4/9/98	Portland	L	95-99	16-61
4/10/98	at Utah	L	109-126	16-62
4/13/98	Minnesota	L	88-107	16-63
4/15/98	Golden State	L	80-92	16-64
4/16/98	at Portland	L	90-99	16-65
4/18/98	**Sacramento(A)**	**W**	**83-77**	**17-65**

** Indicates overtime (1-1)*
*** Indicates double overtime (0-1)*
***Bold** indicates wins*
(A) Indicates game played at Arrowhead Pond of Anaheim
(G) Indicates game played at Georgia Tech

1996-97 LOS ANGELES CLIPPERS

PLAYER	G	Min.	FG	FGA	Pct.	3FG	3FGA	Pct.	FT	FTA	Pct.	--Rebounds-- Off.	Def.	Tot.	Ast.	PF	Dq.	STL	TO	Blk.	Pts.	AVG
Loy Vaught	82	2838	542	1084	.500	2	12	.167	134	191	.702	222	595	817	110	241	3	85	137	25	1220	14.9
Malik Sealy	80	2456	373	942	.396	79	222	.356	254	290	.876	59	179	238	165	185	4	124	154	45	1079	13.5
Rodney Rogers	81	2480	408	884	.462	65	180	.361	191	288	.663	137	274	411	222	272	5	88	221	61	1072	13.2
Darrick Martin	82	1820	292	718	.407	91	234	.389	218	250	.872	26	87	113	339	165	1	57	127	2	893	10.9
Stanley Roberts	18	378	63	148	.426	0	0	---	45	64	.703	24	67	91	9	57	2	8	23	23	171	9.5
Charles "Bo" Outlaw	82	2195	254	417	.609	0	8	.000	117	232	.504	174	280	454	157	227	5	94	107	142	625	7.6
Brent Barry	59	1094	155	379	.409	56	173	.324	76	93	.817	30	80	110	154	88	1	51	76	15	442	7.5
Lamond Murray	74	1295	181	435	.416	31	91	.341	156	211	.739	85	148	233	57	113	3	53	86	29	549	7.4
Lorenzen Wright	77	1936	236	491	.481	1	4	.250	88	150	.587	206	265	471	49	211	2	48	79	60	561	7.3
Terry Dehere	73	1053	148	383	.386	52	160	.325	122	148	.824	15	80	95	158	142	0	27	96	3	470	6.4
Eric Piatkowski	65	747	134	298	.450	51	120	.425	69	84	.821	49	56	105	52	85	0	33	46	10	388	6.0
Pooh Richardson	59	1065	131	344	.381	42	128	.328	26	43	.605	25	73	98	169	82	0	54	62	5	330	5.6
Kevin Duckworth	26	384	45	103	.437	3	4	.750	11	16	.688	23	37	60	16	63	1	9	33	11	104	4.0
Rich Manning (LAC)	10	73	14	34	.412	0	1	.000	3	6	.500	8	8	16	1	11	0	1	2	1	31	3.1
Rich Manning (TOT)	26	201	32	82	.390	2	4	.500	9	14	.643	16	23	39	3	29	0	4	7	2	75	2.9
Dwayne Schintzius	15	116	13	36	.361	1	2	.500	7	8	.875	9	13	22	4	22	0	1	7	9	34	2.3

RECORD
36-46
Home 21-20, Road 15-26
5th place, Pacific Division

PLAYOFFS
Western Conf. 1st round
vs. Utah (0-3)

CLIPPERS LEADERS
Scoring: Vaught (14.9)
Rebounding: Vaught (10.0)
Assists: Martin (4.1)

HONORS
Loy Vaught
Player of the Week (2/24/97)
Lorenzen Wright
1997 Rookie All-Star Game

HEAD COACH
Bill Fitch

ASSISTANT COACHES
Jim Brewer
Barry Hecker
Rex Kalamian

ATHLETIC TRAINER
Ray Melchiorre

GAME-BY-GAME RESULTS

NOVEMBER (6-10)

11/1/96	**at Golden State**	**W**	**97-85**	**1-0**
11/2/96	Utah	L	90-95	1-1
11/5/96	**at Denver**	**W**	**82-78**	**2-1**
11/8/96	New York	L	*81-88	2-2
11/10/96	**Minnesota**	**W**	**81-70**	**3-2**
11/12/96	**at Vancouver**	**W**	****99-92**	**4-2**
11/14/96	Seattle	L	78-94	4-3
11/15/96	at L.A. Lakers	L	100-107	4-4
11/17/96	**Milwaukee**	**W**	**102-94**	**5-4**
11/20/96	**at San Antonio**	**W**	**93-81**	**6-4**
11/21/96	at Dallas	L	94-105	6-5
11/23/96	at Minnesota	L	96-98	6-6
11/25/96	Chicago	L	84-88	6-7
11/27/96	Miami	L	82-98	6-8
11/29/96	at Utah	L	94-111	6-9
11/30/96	New Jersey(A)	L	*95-106	6-10

DECEMBER (5-9)

12/3/96	**Charlotte**	**W**	**96-89**	**7-10**
12/5/96	at Chicago	L	96-114	7-11
12/7/96	at New York	L	80-89	7-12
12/8/96	at Cleveland	L	69-90	7-13
12/10/96	Dallas	L	95-100	7-14
12/12/96	**San Antonio**	**W**	**97-94**	**8-14**
12/14/96	**Sacramento**	**W**	**106-94**	**9-14**
12/16/96	**Phoenix(A)**	**W**	***122-121**	**10-14**
12/19/96	Washington	L	93-102	10-15
12/20/96	at Seattle	L	86-102	10-16
12/22/96	at Golden State	L	91-97	10-17
12/23/96	at Sacramento	L	88-100	10-18
12/27/96	Portland	L	98-102	10-19
12/30/96	**Utah**	**W**	**115-101**	**11-19**

JANUARY (6-6)

1/4/97	**at Houston**	**W**	**95-91**	**12-19**
1/5/97	**at San Antonio**	**W**	**93-84**	**13-19**
1/7/97	**at Toronto**	**W**	**87-80**	**14-19**
1/10/97	at Washington	L	98-102	14-20
1/11/97	at Minnesota	L	93-95	14-21
1/15/97	Indiana	L	93-108	14-22
1/19/97	Cleveland	L	**102-107	14-23
1/21/97	at Portland	L	82-100	14-24
1/23/97	**Seattle(A)**	**W**	**102-100**	**15-24**
1/24/97	**Denver**	**W**	**114-111**	**16-24**
1/28/97	Atlanta	L	96-112	16-25
1/30/97	**Vancouver**	**W**	**100-94**	**17-25**

FEBRUARY (8-4)

2/1/97	**Golden State**	**W**	**110-98**	**18-25**
2/4/97	**L.A. Lakers(A)**	**W**	**108-86**	**19-25**
2/11/97	**Boston**	**W**	**116-112**	**20-25**
2/13/97	at Sacramento	L	98-105	20-26
2/14/97	at Phoenix	L	93-110	20-27
2/18/97	**Dallas**	**W**	**87-69**	**21-27**
2/20/97	at Philadelphia	L	84-101	21-28
2/21/97	at Charlotte	L	96-114	21-29
2/23/97	**at Milwaukee**	**W**	**99-86**	**22-29**
2/25/97	**Philadelphia**	**W**	**98-93**	**23-29**
2/26/97	**at Vancouver**	**W**	**83-80**	**24-29**
2/28/97	**Toronto**	**W**	**94-92**	**25-29**

MARCH (6-11)

3/2/97	at Denver	L	*107-109	25-30
3/4/97	Houston	L	109-113	25-31
3/6/97	Orlando(A)	L	93-94	25-32
3/8/97	Detroit	L	85-91	25-33
3/10/97	**Golden State**	**W**	**112-106**	**26-33**
3/11/97	at Portland	L	105-109	26-34
3/13/97	Phoenix	L	96-112	26-35
3/14/97	**at L.A. Lakers**	**W**	**97-95**	**27-35**
3/16/97	Portland	L	94-106	27-36
3/18/97	**at Phoenix**	**W**	**121-111**	**28-36**
3/19/97	**Sacramento**	**W**	**108-98**	**29-36**
3/22/97	at Utah	L	94-107	29-37
3/23/97	**San Antonio**	**W**	**106-91**	**30-37**
3/25/97	**Vancouver**	**W**	***110-104**	**31-37**
3/27/97	at Atlanta	L	88-103	31-38
3/28/97	at Detroit	L	85-113	31-39
3/30/97	at Indiana	L	*96-103	31-40

APRIL (5-6)

4/1/97	at Miami	L	87-97	31-41
4/3/97	**at Orlando**	**W**	**113-94**	**32-41**
4/4/97	**at Boston**	**W**	**117-102**	**33-41**
4/6/97	**at New Jersey**	**W**	**103-96**	**34-41**
4/8/97	Houston	L	117-127	34-42
4/10/97	Minnesota	L	96-108	34-43
4/12/97	**Denver(A)**	**W**	**116-94**	**35-43**
4/14/97	**at Dallas**	**W**	**99-93**	**36-43**
4/15/97	at Houston	L	119-123	36-44
4/18/97	L.A. Lakers	L	95-123	36-45
4/19/97	at Seattle	L	100-125	36-46

** Indicates overtime (2-4)*
*** Indicates double overtime (1-1)*
***Bold** indicates wins*
(A) Indicates game played at Arrowhead Pond of Anaheim

1995-96 LOS ANGELES CLIPPERS

PLAYER	G	Min.	FG	FGA	Pct.	3FG	3FGA	Pct.	FT	FTA	Pct.	--Rebounds-- Off.	Def.	Tot.	Ast.	PF	Dq.	STL	TO	Blk.	Pts.	AVG
Loy Vaught	80	2966	571	1087	.525	7	19	.368	149	205	.727	204	604	808	112	241	4	87	158	40	1298	16.2
Brian Williams	65	2157	416	766	.543	1	6	.167	196	267	.734	149	343	492	122	226	5	70	190	55	1029	15.8
Terry Dehere	82	2018	315	686	.459	139	316	.440	247	327	.755	41	102	143	350	239	2	54	191	16	1016	12.4
Pooh Richardson	63	2013	281	664	.423	94	245	.384	78	105	.743	35	123	158	340	134	0	77	95	13	734	11.7
Rodney Rogers	67	1950	306	641	.477	49	153	.320	113	180	.628	113	173	286	167	216	2	75	144	35	774	11.6
Malik Sealy	62	1601	272	655	.415	21	100	.210	147	184	.799	76	164	240	116	150	2	84	113	28	712	11.5
Brent Barry	79	1898	283	597	.474	123	296	.416	111	137	.810	38	130	168	230	196	2	95	120	22	800	10.1
Lamond Murray	77	1816	257	575	.447	37	116	.319	99	132	.750	89	157	246	84	151	0	61	108	25	650	8.4
Stanley Roberts	51	795	141	304	.464	0	0	---	74	133	.556	42	120	162	41	153	3	15	48	39	356	7.0
Eric Piatkowski	65	784	98	242	.405	38	114	.333	67	82	.817	40	63	103	48	83	0	24	45	10	301	4.6
Antonio Harvey (LAC)	37	411	44	129	.341	0	0	---	18	40	.450	42	64	106	6	38	0	13	26	26	106	2.9
Antonio Harvey (TOT)	55	821	83	224	.371	0	2	.000	38	83	.458	69	131	200	15	76	0	27	44	47	204	3.7
Charles "Bo" Outlaw	80	985	107	186	.575	0	3	.000	72	162	.444	87	113	200	50	127	0	44	45	91	286	3.6
Keith Tower	34	305	32	72	.444	0	1	.000	18	26	.692	22	29	51	5	50	1	4	16	11	82	2.4
Logan Vander Velden	15	31	3	14	.214	0	5	.000	3	4	.750	1	5	6	1	4	0	0	0	0	9	0.6

RECORD
29-53
Home 19-22, Road 10-31
7th place, Pacific Division

PLAYOFFS
None

CLIPPERS LEADERS
Scoring: Vaught (16.2)
Rebounding: Vaught (10.1)
Assists: Richardson (5.4)

HONORS
Brent Barry
1996 Slam Dunk Champion
1996 Rookie All-Star Game
All-Rookie Second Team
Brian Williams
All-Interview Team

HEAD COACH
Bill Fitch

ASSISTANT COACHES
Jim Brewer
Barry Hecker
Bob Ociepka

ATHLETIC TRAINER
Keith Jones

GAME-BY-GAME RESULTS

NOVEMBER (7-8)

11/3/95	**Phoenix**	**W**	**112-106**	**1-0**
11/5/95	at Sacramento	L	82-99	1-1
11/7/95	at Seattle(T)	L	108-127	1-2
11/8/95	Atlanta	L	92-100	1-3
11/10/95	**at Vancouver**	**W**	**98-91**	**2-3**
11/12/95	**Denver**	**W**	**108-103**	**3-3**
11/14/95	**at Golden State**	**W**	**118-106**	**4-3**
11/16/95	**Vancouver(A)**	**W**	**103-98**	**5-3**
11/17/95	**Dallas**	**W**	**101-90**	**6-3**
11/19/95	at L.A. Lakers	L	88-109	6-4
11/20/95	at Portland	L	94-113	6-5
11/22/95	**New Jersey**	**W**	**125-92**	**7-5**
11/25/95	San Antonio	L	91-100	7-6
11/28/95	at Houston	L	103-116	7-7
11/29/95	at San Antonio	L	86-105	7-8

DECEMBER (4-11)

12/2/95	Chicago(A)	L	98-104	7-9
12/5/95	Orlando	L	105-114	7-10
12/7/95	at Milwaukee	L	103-112	7-11
12/8/95	at Minnesota	L	94-112	7-12
12/10/95	at Indiana	L	104-111	7-13
12/12/95	at Cleveland	L	86-97	7-14
12/14/95	**Miami**	**W**	**89-84**	**8-14**
12/16/95	Charlotte	L	99-109	8-15
12/19/95	Washington	L	104-108	8-16
12/21/95	**Sacramento**	**W**	**103-96**	**9-16**
12/23/95	**at Denver**	**W**	**107-92**	**10-16**
12/26/95	at Atlanta	L	88-94	10-17
12/27/95	**at Charlotte**	**W**	**116-107**	**11-17**
12/29/95	at Orlando	L	98-122	11-18
12/30/95	at Miami	L	96-105	11-19

JANUARY (5-8)

1/3/96	Indiana	L	94-110	11-20
1/5/96	**Phoenix**	**W**	**94-88**	**12-20**
1/7/96	**at Vancouver**	**W**	**101-93**	**13-20**
1/9/96	**at Phoenix**	**W**	**105-100**	**14-20**
1/11/96	**Minnesota**	**W**	**109-89**	**15-20**
1/13/96	Houston	L	104-115	15-21
1/17/96	New York	L	81-92	15-22
1/19/96	L.A. Lakers	L	100-106	15-23
1/20/96	Utah(A)	L	82-106	15-24
1/25/96	**Denver**	**W**	**94-93**	**16-24**
1/27/96	Seattle(A)	L	87-96	16-25
1/30/96	at Dallas	L	101-105	16-26
1/31/96	at San Antonio	L	106-115	16-27

FEBRUARY (3-10)

2/2/96	at Utah	L	113-122	16-28
2/3/96	Toronto	L	*113-119	16-29
2/5/96	Golden State	L	124-128	16-30
2/7/96	Houston	L	102-110	16-31
2/8/96	at Denver	L	95-115	16-32
2/13/96	Boston	L	94-108	16-33
2/17/96	**Portland(A)**	**W**	**100-96**	**17-33**
2/20/96	at L.A. Lakers	L	104-121	17-34
2/21/96	L.A. Lakers	L	108-112	17-35
2/24/96	at Golden State	L	80-86	17-36
2/25/96	Seattle	L	101-106	17-37
2/27/96	**San Antonio(A)**	**W**	**95-90**	**18-37**
2/29/96	**Sacramento**	**W**	**122-110**	**19-37**

MARCH (8-8)

3/2/96	Detroit	L	103-107	19-38
3/5/96	**at New York**	**W**	**105-88**	**20-38**
3/6/96	at Boston	L	97-110	20-39
3/8/96	**at Washington**	**W**	**92-89**	**21-39**
3/10/96	**at Philadelphia**	**W**	**104-102**	**22-39**
3/11/96	at Detroit	L	90-100	22-40
3/14/96	**Dallas(A)**	**W**	**110-106**	**23-40**
3/15/96	at Portland	L	79-86	23-41
3/18/96	at Seattle(T)	L	101-104	23-42
3/20/96	**Minnesota**	**W**	**110-96**	**24-42**
3/22/96	**Philadelphia**	**W**	**107-93**	**25-42**
3/24/96	at Phoenix	L	92-103	25-43
3/26/96	**Milwaukee**	**W**	**103-97**	**26-43**
3/28/96	Cleveland	L	81-83	26-44
3/30/96	at Chicago	L	85-106	26-45
3/31/96	**at Minnesota**	**W**	**110-107**	**27-45**

APRIL (2-8)

4/2/96	at Toronto	L	*103-104	27-46
4/3/96	at New Jersey	L	94-100	27-47
4/6/96	at Dallas	L	96-101	27-48
4/8/96	**Portland**	**W**	**102-89**	**28-48**
4/11/96	Golden State(A)	L	101-111	28-49
4/13/96	**Utah**	**W**	**91-81**	**29-49**
4/14/96	at Sacramento	L	96-101	29-50
4/16/96	at Utah	L	85-108	29-51
4/18/96	at Houston	L	107-115	29-52
4/21/96	Vancouver	L	101-108	29-53

** Indicates overtime (0-2)*
***Bold** indicates wins*
(A) Indicates game played at Arrowhead Pond of Anaheim
(T) Indicates game played in Tacoma

1994-95 LOS ANGELES CLIPPERS

PLAYER	G	Min.	FG	FGA	Pct.	3FG	3FGA	Pct.	FT	FTA	Pct.	--Rebounds-- Off.	Def.	Tot.	Ast.	PF	Dq.	STL	TO	Blk.	Pts.	AVG
Loy Vaught	80	2966	609	1185	.514	7	33	.212	176	248	.710	261	511	772	139	243	4	104	166	29	1401	17.5
Lamond Murray	81	2556	439	1093	.402	65	218	.298	199	264	.754	132	222	354	133	180	3	72	163	55	1142	14.1
Malik Sealy	60	1604	291	669	.435	22	73	.301	174	223	.780	77	137	214	107	173	2	72	83	25	778	13.0
Pooh Richardson	80	2864	353	897	.394	87	244	.357	81	125	.648	38	223	261	632	218	1	129	171	12	874	10.9
Terry Dehere	80	1774	279	685	.407	48	163	.294	229	292	.784	35	117	152	225	200	0	45	157	7	835	10.4
Tony Massenburg	80	2127	282	601	.469	0	3	.000	177	235	.753	160	295	455	67	253	2	48	118	58	741	9.3
Eric Piatkowski	81	1208	201	456	.441	74	198	.374	90	115	.783	63	70	133	77	150	1	37	63	15	566	7.0
Elmore Spencer	19	368	52	118	.441	0	1	.000	28	50	.560	11	54	65	25	62	0	14	48	23	132	6.9
Gary Grant	33	470	78	166	.470	4	16	.250	45	55	.818	8	27	35	93	66	0	29	44	3	205	6.2
Michael Smith	29	319	63	134	.470	1	8	.125	26	30	.867	13	43	56	20	41	0	6	18	2	153	5.3
Charles "Bo" Outlaw	81	1655	170	325	.523	0	5	.000	82	186	.441	121	192	313	84	227	4	90	78	151	422	5.2
Matt Fish	26	370	49	103	.476	0	1	.000	25	37	.676	32	52	84	17	70	1	16	28	7	123	4.7
Eric Riley	40	434	65	145	.448	0	1	.000	47	64	.734	45	67	112	11	78	1	17	31	35	177	4.4
Harold Ellis	69	656	91	189	.481	1	13	.077	69	117	.590	56	32	88	40	102	0	67	49	12	252	3.7
Randy Woods	62	495	37	117	.316	22	74	.297	28	38	.737	10	34	44	134	87	0	41	55	0	124	2.0
Bob Martin	1	14	1	5	.200	0	0	---	0	0	---	2	0	2	1	2	0	0	0	1	2	2.0

RECORD
17-65
Home 13-28, Road 4-37
7th place, Pacific Division

PLAYOFFS
None

CLIPPERS LEADERS
Scoring: Vaught (17.5)
Rebounding: Vaught (9.7)
Assists: Richardson (7.9)

HONORS
Bill Fitch
All-Interview Team
Lamond Murray
1995 Rookie All-Star Game

HEAD COACH
Bill Fitch

ASSISTANT COACHES
Jim Brewer
Barry Hecker
Bob Ociepka

ATHLETIC TRAINER
Keith Jones

GAME-BY-GAME RESULTS

NOVEMBER (0-13)

11/4/94	Portland(J)	L	100-121	0-1
11/5/94	at Portland(J)	L	95-112	0-2
11/10/94	Atlanta	L	91-108	0-3
11/12/94	Phoenix(A)	L	101-108	0-4
11/13/94	at Seattle	L	90-115	0-5
11/15/94	L.A. Lakers	L	92-102	0-6
11/17/94	at Charlotte	L	83-99	0-7
11/18/94	at Philadelphia	L	83-97	0-8
11/20/94	at New Jersey	L	97-98	0-9
11/22/94	Chicago	L	93-105	0-10
11/23/94	at Phoenix	L	109-140	0-11
11/25/94	New Jersey	L	102-107	0-12
11/29/94	at Golden State	L	*124-127	0-13

DECEMBER (4-12)

12/1/94	Indiana	L	84-93	0-14
12/3/94	Minnesota	L	95-103	0-15
12/5/94	Charlotte	L	83-115	0-16
12/7/94	**Milwaukee**	**W**	***96-94**	**1-16**
12/9/94	**at L.A. Lakers**	**W**	**109-84**	**2-16**
12/10/94	Seattle	L	**127-132	2-17
12/14/94	at Portland	L	73-121	2-18
12/15/94	**Golden State(A)**	**W**	**89-82**	**3-18**
12/17/94	Dallas(A)	L	87-106	3-19
12/20/94	at Seattle	L	79-110	3-20
12/21/94	Orlando	L	91-102	3-21
12/23/94	Washington	L	102-105	3-22
12/26/94	at Minnesota	L	81-82	3-23
12/27/94	**at Chicago**	**W**	**95-92**	**4-23**
12/29/94	at Miami	L	83-126	4-24
12/30/94	at Orlando	L	*105-116	4-25

JANUARY (3-12)

1/5/95	**Philadelphia**	**W**	**95-93**	**5-25**
1/7/95	San Antonio	L	88-103	5-26
1/10/95	at San Antonio	L	97-108	5-27
1/11/95	at Dallas	L	93-98	5-28
1/13/95	at Seattle	L	101-108	5-29
1/14/95	Phoenix	L	108-134	5-30
1/16/95	at L.A. Lakers	L	88-96	5-31
1/18/95	**Cleveland**	**W**	**92-83**	**6-31**
1/20/95	Portland	L	97-108	6-32
1/21/95	Sacramento(A)	L	86-92	6-33
1/23/95	at Cleveland	L	68-90	6-34
1/25/95	**at Boston**	**W**	**107-98**	**7-34**
1/26/95	at New York	L	74-87	7-35
1/28/95	at Washington	L	87-93	7-36
1/30/95	at Detroit	L	95-102	7-37

FEBRUARY (4-9)

2/3/95	at Golden State	L	89-106	7-38
2/4/95	L.A. Lakers	L	118-121	7-39
2/7/95	Utah	L	88-101	7-40
2/9/95	**Houston**	**W**	**122-107**	**8-40**
2/14/95	at Houston	L	104-124	8-41
2/17/95	**Boston**	**W**	****127-121**	**9-41**
2/18/95	at Sacramento	L	92-109	9-42
2/21/95	at Denver	L	80-118	9-43
2/22/95	at Utah	L	109-118	9-44
2/24/95	at Phoenix	L	106-118	9-45
2/25/95	**L.A. Lakers**	**W**	**83-81**	**10-45**
2/27/95	at Portland	L	83-96	10-46
2/28/95	**Phoenix**	**W**	**110-99**	**11-46**

MARCH (3-12)

3/2/95	Seattle(A)	L	88-116	11-47
3/4/95	Denver	L	89-101	11-48
3/6/95	**Minnesota**	**W**	**101-88**	**12-48**
3/8/95	at Golden State	L	107-120	12-49
3/10/95	**Golden State**	**W**	**121-102**	**13-49**
3/12/95	Sacramento	L	93-105	13-50
3/15/95	**Detroit**	**W**	**117-87**	**14-50**
3/17/95	Miami	L	98-120	14-51
3/19/95	at Minnesota	L	93-96	14-52
3/20/95	at Atlanta	L	102-106	14-53
3/22/95	at Indiana	L	103-107	14-54
3/23/95	at Milwaukee	L	93-104	14-55
3/25/95	New York	L	86-94	14-56
3/27/95	at Denver	L	104-113	14-57
3/30/95	Houston	L	96-108	14-58

APRIL (3-7)

4/1/95	**Utah(A)**	**W**	**116-98**	**15-58**
4/4/95	San Antonio	L	89-113	15-59
4/8/95	**at Sacramento**	**W**	***112-105**	**16-59**
4/11/95	Sacramento	L	85-117	16-60
4/13/95	Denver	L	103-125	16-61
4/15/95	at Utah	L	83-105	16-62
4/17/95	at Houston	L	111-121	16-63
4/18/95	at Dallas	L	91-104	16-64
4/21/95	at San Antonio	L	96-107	16-65
4/23/95	**Dallas**	**W**	**124-102**	**17-65**

** Indicates overtime (2-2)*
*** Indicates double overtime (1-1)*
***Bold** indicates wins*
(J) Indicates game played in Japan
(A) Indicates game played at Arrowhead Pond of Anaheim

1993-94 LOS ANGELES CLIPPERS

PLAYER	G	Min.	FG	FGA	Pct.	3FG	3FGA	Pct.	FT	FTA	Pct.	--Rebounds-- Off.	Def.	Tot.	Ast.	PF	Dq.	STL	TO	Blk.	Pts.	AVG
Dominique Wilkins (LAC)	25	948	268	592	.453	24	97	.247	167	200	.835	63	113	176	55	39	0	29	52	8	727	29.1
Dominique Wilkins (TOT)	74	2635	698	1588	.440	85	295	.288	442	522	.847	182	299	481	169	126	0	92	172	30	1923	26.0
Danny Manning	42	1595	409	829	.493	2	14	.143	174	258	.674	82	214	296	176	167	2	53	147	57	994	23.7
Ron Harper	75	2856	569	1335	.426	71	236	.301	299	418	.715	129	331	460	344	167	0	144	242	54	1508	20.1
Loy Vaught	75	2118	373	695	.537	0	5	.000	131	182	.720	218	438	656	74	221	5	76	96	22	877	11.7
Mark Jackson	79	2711	331	732	.452	36	127	.283	167	211	.791	107	241	348	678	115	0	120	232	6	865	10.9
Mark Aguirre	39	859	163	348	.468	37	93	.398	50	72	.694	28	88	116	104	98	2	21	70	8	403	10.3
Elmore Spencer	76	1930	288	540	.533	0	2	.000	97	162	.599	96	319	415	75	208	3	30	168	127	673	8.9
Harold Ellis	49	923	159	292	.545	0	4	.000	106	149	.711	94	59	153	31	97	0	73	43	2	424	8.7
Gary Grant	78	1533	253	563	.449	17	62	.274	65	76	.855	42	100	142	291	139	1	119	136	12	588	7.5
Stanley Roberts	14	350	43	100	.430	0	0	---	18	44	.409	27	66	93	11	54	2	6	24	25	104	7.4
Charles "Bo" Outlaw	37	871	98	167	.587	0	2	.000	61	103	.592	81	131	212	36	94	1	36	31	37	257	6.9
John Williams	34	725	81	188	.431	5	20	.250	24	36	.667	37	90	127	97	85	1	25	35	10	191	5.6
Terry Dehere	64	759	129	342	.377	23	57	.404	61	81	.753	25	43	68	78	69	0	28	61	3	342	5.3
Tom Tolbert	49	640	74	177	.418	6	16	.375	33	45	.733	36	72	108	30	61	0	13	39	15	187	3.8
Randy Woods	40	352	49	133	.368	27	78	.346	20	35	.571	13	16	29	71	40	0	24	34	2	145	3.6
Henry James	12	75	16	42	.381	4	18	.222	5	5	1.000	6	8	14	1	9	0	2	2	0	41	3.4
Bob Martin	53	535	40	88	.455	0	0	---	31	51	.608	36	81	117	17	106	1	8	29	33	111	2.1

RECORD
27-55
Home 17-24, Road 10-31
7th place, Pacific Division

PLAYOFFS
None

CLIPPERS LEADERS
Scoring: Harper (20.1)
Rebounding: Vaught (8.7)
Assists: Jackson (8.6)

HONORS
Ron Harper
Player of the Week (1/30/94)
Danny Manning
1994 All-Star Game
Dominique Wilkins
All-NBA Third Team
All-Interview Team

HEAD COACH
Bob Weiss

ASSISTANT COACHES
Johnny Davis
Bob Ociepka
Dave Wohl

ATHLETIC TRAINER
Keith Jones

GAME-BY-GAME RESULTS

	NOVEMBER (6-6)			
11/5/93	**Portland**	**W**	**97-95**	**1-0**
11/7/93	at Denver	L	97-99	1-1
11/9/93	Phoenix	L	99-114	1-2
11/11/93	**Detroit**	**W**	**111-99**	**2-2**
11/13/93	**San Antonio**	**W**	**92-90**	**3-2**
11/16/93	at L.A. Lakers	L	**114-116	3-3
11/18/93	**Dallas**	**W**	**88-84**	**4-3**
11/20/93	at Houston	L	86-108	4-4
11/22/93	at San Antonio	L	98-110	4-5
11/23/93	**at Dallas**	**W**	**105-98**	**5-5**
11/27/93	Houston	L	80-82	5-6
11/29/93	**New Jersey**	**W**	**118-94**	**6-6**
	DECEMBER (5-10)			
12/1/93	Indiana	L	100-120	6-7
12/4/93	L.A. Lakers	L	102-109	6-8
12/7/93	at Chicago	L	111-115	6-9
12/8/93	**at Milwaukee**	**W**	**100-97**	**7-9**
12/10/93	at Minnesota	L	108-109	7-10
12/12/93	**at Sacramento**	**W**	**112-102**	**8-10**
12/15/93	**Orlando**	**W**	**110-109**	**9-10**
12/17/93	Minnesota	L	90-105	9-11
12/18/93	at Phoenix	L	109-116	9-12
12/20/93	Milwaukee	L	92-105	9-13
12/22/93	**Washington**	**W**	**109-92**	**10-13**
12/23/93	at Golden State	L	95-141	10-14
12/27/93	**Philadelphia**	**W**	**96-86**	**11-14**
12/29/93	at Portland	L	98-114	11-15
12/30/93	Boston	L	111-119	11-16
	JANUARY (4-10)			
1/5/94	Seattle	L	98-106	11-17
1/7/94	at L.A. Lakers	L	108-111	11-18
1/8/94	Miami	L	90-109	11-19
1/11/94	at New York	L	77-98	11-20
1/12/94	at Philadelphia	L	98-117	11-21
1/14/94	**at Boston**	**W**	**102-95**	**12-21**
1/15/94	at Washington	L	109-118	12-22
1/18/94	**at Miami**	**W**	**126-124**	**13-22**
1/19/94	at Orlando	L	96-108	13-23
1/21/94	Cleveland#	L	90-106	13-24
1/25/94	**at Seattle**	**W**	**111-103**	**14-24**
1/27/94	New York#	L	101-103	14-25
1/29/94	**Minnesota**	**W**	**103-93**	**15-25**
1/31/94	Golden State	L	96-110	15-26
	FEBRUARY (3-9)			
2/1/94	at Phoenix	L	106-108	15-27
2/5/94	**Sacramento**	**W**	**122-110**	**16-27**
2/8/94	Chicago	L	89-118	16-28
2/9/94	at Sacramento	L	95-105	16-29
2/15/94	**at L.A. Lakers**	**W**	**100-89**	**17-29**
2/16/94	Utah	L	99-103	17-30
2/18/94	Atlanta	L	91-97	17-31
2/19/94	at Utah	L	93-100	17-32
2/22/94	at Portland	L	117-120	17-33
2/23/94	Portland	L	112-121	17-34
2/25/94	**Sacramento**	**W**	**121-111**	**18-34**
2/27/94	Seattle	L	118-122	18-35
	MARCH (7-10)			
3/1/94	at Golden State	L	109-114	18-36
3/2/94	**Charlotte**	**W**	**118-109**	**19-36**
3/4/94	at San Antonio	L	113-121	19-37
3/5/94	at Houston	L	107-124	19-38
3/8/94	**at Dallas**	**W**	**116-110**	**20-38**
3/11/94	**Dallas**	**W**	**106-96**	**21-38**
3/13/94	**Golden State**	**W**	***120-117**	**22-38**
3/15/94	**Utah**	**W**	**108-105**	**23-38**
3/17/94	Denver	L	99-102	23-39
3/20/94	**Portland**	**W**	**114-110**	**24-39**
3/22/94	at New Jersey	L	102-105	24-40
3/23/94	at Detroit	L	107-111	24-41
3/25/94	**at Atlanta**	**W**	**97-94**	**25-41**
3/26/94	at Charlotte	L	109-121	25-42
3/28/94	at Indiana	L	93-126	25-43
3/29/94	at Cleveland	L	96-106	25-44
3/31/94	Phoenix	L	102-117	25-45
	APRIL (2-10)			
4/3/94	Houston	L	98-106	25-46
4/5/94	**at Denver**	**W**	**92-91**	**26-46**
4/6/94	at Minnesota	L	100-110	26-47
4/9/94	at Utah	L	104-128	26-48
4/11/94	at Sacramento	L	97-118	26-49
4/12/94	Seattle	L	101-116	26-50
4/14/94	at Seattle	L	101-150	26-51
4/16/94	**L.A. Lakers**	**W**	**108-103**	**27-51**
4/18/94	Golden State	L	*131-134	27-52
4/20/94	Denver	L	85-100	27-53
4/22/94	at Phoenix	L	121-127	27-54
4/24/94	San Antonio	L	97-112	27-55

** Indicates overtime (1-1)*
*** Indicates double overtime (0-1)*
***Bold** indicates wins*
 # Indicates due to the Northridge Earthquake (1/17/94), the 1/21/94 game vs. Cleveland was played at the Great Western Forum and the 1/27/94 game vs. New York was played at the Arrowhead Pond of Anaheim.

1992-93 LOS ANGELES CLIPPERS

PLAYER	G	Min.	FG	FGA	Pct.	3FG	3FGA	Pct.	FT	FTA	Pct.	--Rebounds-- Off.	Def.	Tot.	Ast.	PF	Dq.	STL	TO	Blk.	Pts.	AVG
Danny Manning	79	2761	702	1379	.509	8	30	.267	388	484	.802	198	322	520	207	323	8	108	230	101	1800	22.8
Ron Harper	80	2970	542	1203	.451	52	186	.280	307	399	.769	117	308	425	360	212	1	177	222	73	1443	18.0
Ken Norman	76	2477	498	975	.511	10	38	.263	131	220	.595	209	362	571	165	156	0	59	125	58	1137	15.0
Mark Jackson	82	3117	459	945	.486	22	82	.268	241	300	.803	129	259	388	724	158	0	136	220	12	1181	14.4
Stanley Roberts	77	1816	375	711	.527	0	0	---	120	246	.488	181	297	478	59	332	15	34	121	141	870	11.3
Loy Vaught	79	1653	313	616	.508	1	4	.250	116	155	.748	164	328	492	54	172	2	55	83	39	743	9.4
John Williams	74	1638	205	477	.430	12	53	.226	70	129	.543	88	228	316	142	188	1	83	79	23	492	6.6
Gary Grant	74	1624	210	476	.441	11	42	.262	55	74	.743	27	112	139	353	168	2	106	129	9	486	6.6
Kiki Vandeweghe	41	494	92	203	.453	12	37	.324	58	66	.879	12	36	48	25	45	0	13	20	7	254	6.2
Jaren Jackson	34	350	53	128	.414	2	5	.400	23	27	.852	19	20	39	35	45	1	19	17	5	131	3.9
Elmore Spencer	44	280	44	82	.537	0	0	---	16	32	.500	17	45	62	8	54	0	8	26	18	104	2.4
Lester Conner	31	422	28	62	.452	0	0	---	18	19	.947	16	33	49	65	39	0	34	21	4	74	2.4
Randy Woods	41	174	23	66	.348	3	14	.214	19	26	.731	6	8	14	40	26	0	14	16	1	68	1.7
Alex Stivrins	1	1	0	1	.000	0	0	---	0	0	---	0	0	0	0	0	0	0	0	0	0	0.0
Duane Washington	4	28	0	5	.000	0	0	---	0	0	---	0	2	2	5	2	0	1	2	0	0	0.0

RECORD
41-41
Home 27-14, Road 14-27
4th place, Pacific Division

PLAYOFFS
Western Conf. 1st round
vs. Houston (2-3)

CLIPPERS LEADERS
Scoring: Manning (22.8)
Rebounding: Norman (7.5)
Assists: Jackson (8.8)

HONORS
Danny Manning
1993 All-Star Game

HEAD COACH
Larry Brown

ASSISTANT COACHES
R.C. Buford
John Hammond
Quin Snyder

ATHLETIC TRAINER
Keith Jones

GAME-BY-GAME RESULTS

NOVEMBER (7-6)

11/6/92	L.A. Lakers	L	*112-114	0-1
11/7/92	at Phoenix	L	105-111	0-2
11/10/92	at Sacramento	L	97-99	0-3
11/11/92	**Sacramento**	**W**	**109-101**	**1-3**
11/13/92	**at L.A. Lakers**	**W**	**124-98**	**2-3**
11/14/92	at Utah	L	104-124	2-4
11/17/92	**Detroit**	**W**	***115-106**	**3-4**
11/19/92	**New York**	**W**	**101-91**	**4-4**
11/21/92	**Phoenix**	**W**	**111-107**	**5-4**
11/24/92	at Houston	L	83-88	5-5
11/25/92	**at Dallas**	**W**	**130-112**	**6-5**
11/27/92	Denver	L	106-109	6-6
11/28/92	**at Denver**	**W**	**121-119**	**7-6**

DECEMBER (8-6)

12/3/92	**Orlando**	**W**	**122-104**	**8-6**
12/5/92	**Charlotte**	**W**	**119-109**	**9-6**
12/8/92	**at Cleveland**	**W**	**115-106**	**10-6**
12/10/92	at New Jersey	L	105-111	10-7
12/11/92	**at Philadelphia**	**W**	**125-110**	**11-7**
12/13/92	**Indiana**	**W**	**112-101**	**12-7**
12/15/92	at Golden State	L	90-109	12-8
12/16/92	Golden State	L	*114-116	12-9
12/18/92	**Minnesota**	**W**	**103-95**	**13-9**
12/19/92	at Seattle	L	101-121	13-10
12/22/92	**Dallas**	**W**	**108-94**	**14-10**
12/25/92	San Antonio	L	94-103	14-11
12/27/92	Philadelphia	L	106-110	14-12
12/30/92	**Boston**	**W**	**105-99**	**15-12**

JANUARY (7-8)

1/2/93	**at New York**	**W**	***98-97**	**16-12**
1/3/93	at Boston	L	112-120	16-13
1/5/93	at Indiana	L	106-114	16-14
1/6/93	at Detroit	L	103-110	16-15
1/8/93	at Charlotte	L	101-115	16-16
1/10/93	**at Milwaukee**	**W**	**104-99**	**17-16**
1/12/93	Houston	L	103-113	17-17
1/14/93	**L.A. Lakers**	**W**	**105-102**	**18-17**
1/15/93	at Seattle	L	104-123	18-18
1/18/93	**at Minnesota**	**W**	**94-93**	**19-18**
1/22/93	Cleveland	L	92-100	19-19
1/24/93	**Seattle**	**W**	**116-95**	**20-19**
1/27/93	**Utah**	**W**	**107-97**	**21-19**
1/29/93	**at Golden State**	**W**	**106-105**	**22-19**
1/30/93	at Utah	L	105-113	22-20

FEBRUARY (6-6)

2/2/93	**Phoenix**	**W**	**112-108**	**23-20**
2/4/93	Chicago	L	*105-107	23-21
2/6/93	**Sacramento**	**W**	**119-110**	**24-21**
2/9/93	at San Antonio	L	97-112	24-22
2/10/93	at Phoenix	L	100-122	24-23
2/12/93	Portland	L	104-111	24-24
2/14/93	**at Portland**	**W**	**96-86**	**25-24**
2/15/93	San Antonio	L	99-102	25-25
2/18/93	**Washington**	**W**	**108-95**	**26-25**
2/23/93	**Sacramento**	**W**	**123-116**	**27-25**
2/26/93	**at Golden State**	**W**	**106-98**	**28-25**
2/28/93	at L.A. Lakers	L	112-124	28-26

MARCH (6-10)

3/2/93	Houston	L	83-99	28-27
3/4/93	**at Washington**	**W**	**117-98**	**29-27**
3/5/93	at Miami	L	105-109	29-28
3/7/93	at Orlando	L	95-112	29-29
3/8/93	at Atlanta	L	113-121	29-30
3/10/93	New Jersey	L	98-109	29-31
3/12/93	**Minnesota**	**W**	**117-93**	**30-31**
3/14/93	**at Minnesota**	**W**	**124-107**	**31-31**
3/15/93	at Chicago	L	94-101	31-32
3/18/93	Miami	L	117-133	31-33
3/20/93	**Utah**	**W**	**107-100**	**32-33**
3/23/93	at Sacramento	L	104-121	32-34
3/24/93	**Milwaukee**	**W**	**116-105**	**33-34**
3/26/93	at Portland	L	110-122	33-35
3/27/93	at Seattle	L	108-112	33-36
3/30/93	**L.A. Lakers**	**W**	**101-93**	**34-36**

APRIL (7-5)

4/2/93	**Atlanta**	**W**	**111-99**	**35-36**
4/4/93	**Dallas**	**W**	**119-115**	**36-36**
4/6/93	at Houston	L	101-114	36-37
4/8/93	at San Antonio	L	108-112	36-38
4/10/93	**Denver**	**W**	**118-101**	**37-38**
4/12/93	**Phoenix**	**W**	**111-104**	**38-38**
4/13/93	at Portland	L	99-101	38-39
4/16/93	**Golden State**	**W**	**122-115**	**39-39**
4/18/93	at Denver	L	83-94	39-40
4/20/93	**at Dallas**	**W**	**107-98**	**40-40**
4/22/93	Seattle	L	98-100	40-41
4/25/93	**Portland**	**W**	**123-112**	**41-41**

** Indicates overtime (2-3)*
***Bold** indicates wins*

1991-92 LOS ANGELES CLIPPERS

PLAYER	G	Min.	FG	FGA	Pct.	3FG	3FGA	Pct.	FT	FTA	Pct.	--Rebounds-- Off.	Def.	Tot.	Ast.	PF	Dq.	STL	TO	Blk.	Pts.	AVG
Danny Manning	82	2904	650	1199	.542	0	5	.000	279	385	.725	229	335	564	285	293	5	135	210	122	1579	19.3
Ron Harper	82	3144	569	1292	.440	64	211	.303	293	398	.736	120	327	447	417	199	0	152	252	72	1495	18.2
Charles Smith	49	1310	251	539	.466	0	6	.000	212	270	.785	95	206	301	56	159	2	41	69	98	714	14.6
Ken Norman	77	2009	402	821	.490	4	28	.143	121	226	.535	158	290	448	125	145	0	53	100	66	929	12.1
Doc Rivers	59	1657	226	533	.424	26	92	.283	163	196	.832	23	124	147	233	166	2	111	92	19	641	10.9
James Edwards	72	1437	250	538	.465	0	1	.000	198	271	.731	55	147	202	53	236	1	24	72	33	698	9.7
Olden Polynice	76	1834	244	470	.519	0	1	.000	125	201	.622	195	341	536	46	165	0	45	83	20	613	8.1
Gary Grant	78	2049	275	595	.462	15	51	.294	44	54	.815	34	150	184	538	181	4	138	187	14	609	7.8
Loy Vaught	79	1687	271	551	.492	4	5	.800	55	69	.797	160	352	512	71	165	1	37	66	31	601	7.6
Danny Young (LAC)	44	889	84	215	.391	20	60	.333	47	53	.887	16	50	66	152	47	0	40	42	4	235	5.3
Danny Young (TOT)	62	1023	100	255	.392	23	70	.329	57	67	.851	16	59	75	172	53	0	46	47	4	280	4.5
Tony Brown	22	254	39	89	.438	7	22	.318	18	29	.621	9	19	28	16	31	0	12	14	1	103	4.7
Bo Kimble	34	277	44	111	.396	4	13	.308	20	31	.645	13	19	32	17	37	0	10	15	6	112	3.3
Tharon Mayes (LAC)	3	40	2	5	.400	1	2	.500	4	6	.667	0	1	1	3	9	0	2	3	1	9	3.0
Tharon Mayes (TOT)	24	255	30	99	.303	15	41	.366	24	36	.667	3	13	16	35	41	0	16	31	2	99	4.1
David Rivers	15	122	10	30	.333	0	1	.000	10	11	.909	10	9	19	21	14	0	7	17	1	30	2.0
Lanard Copeland	10	48	7	23	.304	0	2	.000	2	2	1.000	1	6	7	5	5	0	2	4	0	16	1.6
LeRon Ellis	29	103	17	50	.340	0	0	---	9	19	.474	12	12	24	1	11	0	6	11	9	43	1.5
Elliot Perry	10	66	6	15	.400	0	2	.000	1	2	.500	2	5	7	14	10	0	9	13	1	13	1.3

RECORD
45-37
Home 29-12, Road 16-25
5th place, Pacific Division

PLAYOFFS
Western Conf. 1st round
vs. Utah (2-3)

CLIPPERS LEADERS
Scoring: Manning (19.3)
Rebounding: Polynice (7.0)
Assists: Grant (6.9)

HONORS
Larry Brown
Coach of the Month (3/92)
Danny Manning
Player of the Week (3/1/92)
Doc Rivers
All-Interview Team

HEAD COACH
Mike Schuler (21-24)
Mack Calvin (1-1)
Larry Brown (23-12)

ASSISTANT COACHES
Mack Calvin
John Hammond

ATHLETIC TRAINER
Keith Jones

GAME-BY-GAME RESULTS

NOVEMBER (7-10)

11/1/91	at Sacramento	L	90-94	0-1
11/2/91	**Cleveland**	**W**	**106-105**	**1-1**
11/5/91	**at L.A. Lakers**	**W**	***114-109**	**2-1**
11/6/91	**Phoenix**	**W**	**111-87**	**3-1**
11/8/91	**Denver**	**W**	**106-82**	**4-1**
11/9/91	at Utah	L	84-101	4-2
11/11/91	**Indiana**	**W**	**106-97**	**5-2**
11/13/91	at San Antonio	L	93-107	5-3
11/14/91	at Dallas	L	88-95	5-4
11/16/91	Golden State	L	105-123	5-5
11/19/91	at Portland	L	112-132	5-6
11/21/91	Portland	L	91-106	5-7
11/22/91	at Phoenix	L	97-105	5-8
11/24/91	**Seattle**	**W**	**89-86**	**6-8**
11/26/91	Chicago	L	79-116	6-9
11/29/91	Washington	L	94-101	6-10
11/30/91	**Charlotte**	**W**	**130-112**	**7-10**

DECEMBER (9-5)

12/4/91	**San Antonio**	**W**	**92-81**	**8-10**
12/6/91	**at Denver**	**W**	***102-100**	**9-10**
12/7/91	**Minnesota**	**W**	**101-87**	**10-10**
12/10/91	**at Golden State**	**W**	**127-117**	**11-10**
12/11/91	**Detroit**	**W**	**101-96**	**12-10**
12/13/91	**Utah**	**W**	***102-101**	**13-10**
12/15/91	**Orlando**	**W**	**119-104**	**14-10**
12/17/91	at Seattle	L	99-116	14-11
12/18/91	Golden State	L	100-104	14-12
12/21/91	**at Minnesota**	**W**	**100-87**	**15-12**
12/25/91	L.A. Lakers	L	75-85	15-13
12/26/91	at Utah	L	115-123	15-14
12/28/91	**Philadelphia**	**W**	**102-95**	**16-14**
12/30/91	Boston	L	86-97	16-15

JANUARY (4-9)

1/2/92	**at Charlotte**	**W**	***109-102**	**17-15**
1/4/92	at Atlanta	L	95-97	17-16
1/6/92	at New Jersey	L	90-105	17-17
1/8/92	**at Indiana**	**W**	**104-102**	**18-17**
1/10/92	at Philadelphia	L	90-102	18-18
1/11/92	at Washington	L	96-107	18-19
1/13/92	**Seattle**	**W**	**98-94**	**19-19**
1/16/92	at Seattle	L	98-101	19-20
1/17/92	**Atlanta**	**W**	***111-107**	**20-20**
1/21/92	at San Antonio	L	100-114	20-21
1/23/92	at Houston	L	96-109	20-22
1/25/92	New York	L	93-100	20-23
1/31/92	at Sacramento	L	109-112	20-24

FEBRUARY (8-4)

2/1/92	**New Jersey**	**W**	**99-88**	**21-24**
2/4/92	**Dallas**	**W**	**97-80**	**22-24**
2/5/92	at L.A. Lakers	L	95-100	22-25
2/12/92	**Houston**	**W**	**97-95**	**23-25**
2/14/92	**Phoenix**	**W**	**104-97**	**24-25**
2/16/92	**at Portland**	**W**	**107-106**	**25-25**
2/17/92	**San Antonio**	**W**	**124-110**	**26-25**
2/19/92	**L.A. Lakers**	**W**	**125-94**	**27-25**
2/21/92	Portland	L	116-123	27-26
2/22/92	at Phoenix	L	112-130	27-27
2/25/92	Utah	L	101-106	27-28
2/28/92	**Miami**	**W**	**108-92**	**28-28**

MARCH (12-4)

3/1/92	**at Orlando**	**W**	**101-96**	**29-28**
3/3/92	**at Miami**	**W**	**117-116**	**30-28**
3/5/92	at New York	L	91-101	30-29
3/6/92	at Boston	L	100-117	30-30
3/8/92	**Golden State**	**W**	**97-96**	**31-30**
3/10/92	**at Sacramento**	**W**	**120-109**	**32-30**
3/11/92	Seattle	L	96-104	32-31
3/13/92	**Dallas**	**W**	**105-97**	**33-31**
3/15/92	**Sacramento**	**W**	**131-105**	**34-31**
3/17/92	at Houston	L	92-100	34-32
3/18/92	**at Dallas**	**W**	**117-86**	**35-32**
3/20/92	**at Phoenix**	**W**	**114-101**	**36-32**
3/21/92	**at Denver**	**W**	**114-87**	**37-32**
3/26/92	**Houston**	**W**	**109-95**	**38-32**
3/28/92	**Milwaukee**	**W**	**103-95**	**39-32**
3/31/92	**at Detroit**	**W**	**97-81**	**40-32**

APRIL (5-5)

4/2/92	at Cleveland	L	98-115	40-33
4/3/92	at Chicago	L	103-114	40-34
4/5/92	**at Milwaukee**	**W**	**97-96**	**41-34**
4/7/92	**at Minnesota**	**W**	**115-108**	**42-34**
4/9/92	**Portland**	**W**	**106-100**	**43-34**
4/11/92	**Denver**	**W**	**122-88**	**44-34**
4/14/92	Sacramento	L	97-103	44-35
4/16/92	**Minnesota**	**W**	**96-93**	**45-35**
4/17/92	at Golden State	L	104-116	45-36
4/19/92	at L.A. Lakers	L	*108-109	45-37

** Indicates overtime (5-1)*
***Bold** indicates wins*

1990-91 LOS ANGELES CLIPPERS

PLAYER	G	Min.	FG	FGA	Pct.	3FG	3FGA	Pct.	FT	FTA	Pct.	--Rebounds-- Off.	Def.	Tot.	Ast.	PF	Dq.	STL	TO	Blk.	Pts.	AVG
Charles Smith	74	2703	548	1168	.469	0	7	.000	384	484	.793	216	392	608	134	267	4	81	165	145	1480	20.0
Ron Harper	39	1383	285	729	.391	48	148	.324	145	217	.668	58	130	188	209	111	0	66	129	35	763	19.6
Ken Norman	70	2309	520	1037	.501	6	32	.188	173	275	.629	177	320	497	159	192	0	63	139	63	1219	17.4
Danny Manning	73	2197	470	905	.519	0	3	.000	219	306	.716	169	257	426	196	281	5	117	188	62	1159	15.9
Benoit Benjamin	39	1337	229	465	.492	0	0	---	123	169	.728	95	374	469	74	110	1	26	138	91	581	14.9
Olden Polynice (LAC)	31	1132	151	261	.579	0	1	.000	79	138	.572	106	177	283	26	98	1	17	35	13	381	12.3
Olden Polynice (TOT)	79	2092	316	564	.560	0	1	.000	146	252	.579	220	333	553	42	192	1	43	88	32	778	9.8
Gary Grant	68	2105	265	587	.451	9	39	.231	51	74	.689	69	140	209	587	192	4	103	210	12	590	8.7
Winston Garland	69	1702	221	519	.426	4	26	.154	118	157	.752	46	152	198	317	189	3	97	116	10	564	8.2
Jeff Martin	74	1334	214	507	.422	27	88	.307	68	100	.680	53	78	131	65	104	0	37	49	31	523	7.1
Bo Kimble	62	1004	159	418	.380	19	65	.292	92	119	.773	42	77	119	76	158	2	30	77	8	429	6.9
Loy Vaught	73	1178	175	359	.487	0	2	.000	49	74	.662	124	225	349	40	135	2	20	49	23	399	5.5
Tom Garrick	67	949	100	236	.424	0	22	.000	60	79	.759	40	87	127	223	101	0	62	66	2	260	3.9
Ken Bannister	47	339	43	81	.531	0	1	.000	25	65	.385	34	62	96	9	73	0	5	25	7	111	2.4
Greg Butler	9	37	5	19	.263	0	0	---	4	6	.667	8	8	16	1	9	0	0	4	0	14	1.6
Cedric Ball	7	26	3	8	.375	0	0	---	2	2	1.000	5	6	11	0	5	0	0	2	2	8	1.1
Mike Smrek (LAC)	10	70	3	16	.188	0	0	---	4	8	.500	4	15	19	3	18	1	1	1	3	10	1.0
Mike Smrek (TOT)	15	95	9	27	.333	0	0	---	6	12	.500	7	19	26	4	27	1	3	3	3	24	1.6

RECORD
31-51
Home 23-18, Road 8-33
6th place, Pacific Division

PLAYOFFS
None

CLIPPERS LEADERS
Scoring: Smith (20.0)
Rebounding: Smith (8.2)
Assists: Grant (8.6)

HONORS
None

HEAD COACH
Mike Schuler

ASSISTANT COACHES
Mack Calvin
Alvin Gentry
John Hammond

ATHLETIC TRAINER
Keith Jones

GAME-BY-GAME RESULTS

NOVEMBER (6-8)

11/2/90	**Sacramento**	**W**	**90-80**	**1-0**
11/4/90	**Golden State**	**W**	**109-107**	**2-0**
11/6/90	at Golden State	L	109-130	2-1
11/7/90	Detroit	L	83-110	2-2
11/10/90	Atlanta	L	94-112	2-3
11/11/90	at Portland	L	107-138	2-4
11/14/90	**Phoenix**	**W**	**108-102**	**3-4**
11/16/90	at Phoenix	L	*110-121	3-5
11/18/90	**Seattle**	**W**	**78-65**	**4-5**
11/21/90	**New Jersey**	**W**	**99-90**	**5-5**
11/23/90	Chicago	L	97-105	5-6
11/25/90	**Orlando**	**W**	**119-91**	**6-6**
11/27/90	at Houston	L	102-107	6-7
11/28/90	at Dallas	L	88-107	6-8

DECEMBER (5-10)

12/1/90	**at Denver**	**W**	**137-121**	**7-8**
12/2/90	**Minnesota**	**W**	**102-77**	**8-8**
12/5/90	**Dallas**	**W**	**93-89**	**9-8**
12/8/90	Utah	L	95-105	9-9
12/11/90	at Minnesota	L	95-101	9-10
12/12/90	**at Cleveland**	**W**	**100-90**	**10-10**
12/14/90	at Chicago	L	88-128	10-11
12/15/90	at Milwaukee	L	92-98	10-12
12/18/90	at Philadelphia	L	99-110	10-13
12/19/90	at New Jersey	L	105-118	10-14
12/21/90	Portland	L	107-117	10-15
12/23/90	**Sacramento**	**W**	**109-99**	**11-15**
12/26/90	L.A. Lakers	L	99-108	11-16
12/29/90	at Utah	L	102-131	11-17
12/30/90	Miami	L	97-112	11-18

JANUARY (4-11)

1/2/91	at Atlanta	L	107-120	11-19
1/3/91	at Orlando	L	108-110	11-20
1/5/91	at Charlotte	L	103-111	11-21
1/6/91	at New York	L	90-99	11-22
1/8/91	**at Indiana**	**W**	**122-107**	**12-22**
1/10/91	at Washington	L	110-122	12-23
1/11/91	at Boston	L	107-109	12-24
1/14/91	**Houston**	**W**	***130-126**	**13-24**
1/16/91	Washington	L	99-101	13-25
1/18/91	**at Dallas**	**W**	***119-112**	**14-25**
1/19/91	at Houston	L	96-107	14-26
1/22/91	at San Antonio	L	100-106	14-27
1/26/91	**Milwaukee**	**W**	**99-98**	**15-27**
1/29/91	New York	L	*107-108	15-28
1/31/91	at Golden State	L	119-135	15-29

FEBRUARY (4-7)

2/1/91	L.A. Lakers	L	92-106	15-30
2/5/91	at L.A. Lakers	L	102-116	15-31
2/6/91	at Seattle(T)	L	104-107	15-32
2/12/91	at Sacramento	L	101-103	15-33
2/15/91	**Minnesota**	**W**	**124-107**	**16-33**
2/17/91	Philadelphia	L	104-114	16-34
2/20/91	Phoenix	L	93-113	16-35
2/22/91	**San Antonio**	**W**	**107-101**	**17-35**
2/24/91	**Denver**	**W**	**129-112**	**18-35**
2/26/91	at Seattle	L	81-93	18-36
2/28/91	**Houston**	**W**	**83-80**	**19-36**

MARCH (9-8)

3/2/91	**at Minnesota**	**W**	**104-102**	**20-36**
3/3/91	at Detroit	L	98-107	20-37
3/5/91	at Miami	L	113-116	20-38
3/6/91	at Orlando	L	86-89	20-39
3/8/91	Boston	L	98-104	20-40
3/10/91	Cleveland	L	93-98	20-41
3/12/91	**at Denver**	**W**	***126-123**	**21-41**
3/13/91	**San Antonio**	**W**	**97-93**	**22-41**
3/15/91	Indiana	L	109-121	22-42
3/17/91	**at Portland**	**W**	**107-97**	**23-42**
3/19/91	at L.A. Lakers	L	105-119	23-43
3/20/91	Portland	L	96-100	23-44
3/22/91	**Charlotte**	**W**	**106-100**	**24-44**
3/23/91	**at Golden State**	**W**	**107-104**	**25-44**
3/25/91	**Phoenix**	**W**	**106-94**	**26-44**
3/27/91	**Utah**	**W**	**95-89**	**27-44**
3/29/91	**Dallas**	**W**	**105-96**	**28-44**

APRIL (3-7)

4/3/91	at Utah	L	97-99	28-45
4/5/91	**Seattle**	**W**	**109-90**	**29-45**
4/7/91	**Sacramento**	**W**	**119-109**	**30-45**
4/9/91	Orlando	L	100-110	30-46
4/10/91	at Seattle(T)	L	108-140	30-47
4/12/91	**Denver**	**W**	**146-130**	**31-47**
4/16/91	at San Antonio	L	98-128	31-48
4/17/91	at Phoenix	L	100-105	31-49
4/19/91	Golden State	L	113-114	31-50
4/21/91	at Sacramento	L	101-105	31-51

** Indicates overtime (3-2)*
***Bold** indicates wins*
(T) Indicates game played in Tacoma

1989-90 LOS ANGELES CLIPPERS

PLAYER	G	Min.	FG	FGA	Pct.	3FG	3FGA	Pct.	FT	FTA	Pct.	--Rebounds-- Off.	Def.	Tot.	Ast.	PF	Dq.	STL	TO	Blk.	Pts.	AVG
Ron Harper (LAC)	28	1105	240	499	.481	13	46	.283	151	190	.795	55	103	158	133	80	0	67	82	32	644	23.0
Ron Harper (TOT)	35	1367	301	637	.473	14	51	.275	182	231	.788	74	132	206	182	105	1	81	100	41	798	22.8
Charles Smith	78	2732	595	1145	.520	1	12	.083	454	572	.794	177	347	524	114	294	6	86	162	119	1645	21.1
Danny Manning	71	2269	440	826	.533	0	5	.000	274	370	.741	142	280	422	187	261	4	91	188	39	1154	16.3
Ken Norman	70	2334	484	949	.510	7	16	.438	153	242	.632	143	327	470	160	196	0	78	190	59	1128	16.1
Benoit Benjamin	71	2313	362	688	.526	0	1	.000	235	321	.732	156	501	657	159	217	3	59	187	187	959	13.5
Gary Grant	44	1529	241	517	.466	5	21	.238	88	113	.779	59	136	195	442	120	1	108	206	5	575	13.1
Reggie Williams	5	133	21	57	.368	0	5	.000	18	21	.857	8	7	15	10	7	0	9	9	1	60	12.0
Winston Garland (LAC)	28	871	122	285	.428	11	26	.423	49	59	.831	20	83	103	146	75	0	30	77	5	304	10.9
Winston Garland (TOT)	79	1762	230	573	.401	12	36	.333	102	122	.836	51	163	214	303	152	1	78	158	10	574	7.3
Tom Garrick	73	1721	208	421	.494	4	21	.190	88	114	.772	34	128	162	289	151	4	90	117	7	508	7.0
Jeff Martin	69	1351	170	414	.411	2	15	.133	91	129	.705	78	81	159	44	97	0	41	47	16	433	6.3
Michael Young	45	459	92	194	.474	8	26	.308	27	38	.711	36	50	86	24	47	0	25	15	3	219	4.9
Joe Wolf	77	1325	155	392	.395	5	25	.200	55	71	.775	63	169	232	62	129	0	30	77	24	370	4.8
David Rivers	52	724	80	197	.406	0	5	.000	59	78	.756	30	55	85	155	53	0	31	88	0	219	4.2
Ken Bannister	52	589	77	161	.478	0	1	.000	52	110	.473	39	73	112	18	92	1	17	44	7	206	4.0
Jim Les (LAC)	6	86	5	14	.357	0	1	.000	11	13	.846	3	4	7	20	6	0	3	7	0	21	3.5
Jim Les (TOT)	7	92	5	14	.357	0	1	.000	13	17	.765	3	4	7	21	9	0	3	10	0	23	3.3
Carlton McKinney	7	104	8	32	.250	0	1	.000	2	4	.500	4	8	12	7	15	1	6	7	1	18	2.6
Steve Harris	15	93	14	40	.350	0	0	---	3	4	.750	5	5	10	1	9	0	7	5	1	31	2.1
Jay Edwards	4	26	3	7	.429	0	2	.000	1	3	.333	1	1	2	4	4	0	1	1	0	7	1.8
Torgeir Bryn	3	10	0	2	.000	0	0	---	4	6	.667	0	2	2	0	5	0	2	1	1	4	1.3
Andre Turner	3	31	2	13	.154	0	1	.000	0	0	---	3	2	5	3	1	0	1	4	0	4	1.3

RECORD
30-52
Home 20-21, Road 10-31
6th place, Pacific Division

PLAYOFFS
None

CLIPPERS LEADERS
Scoring: Smith (21.1)
Rebounding: Benjamin (9.3)
Assists: Grant (10.0)

HONORS
Ron Harper
Player of the Week (1/14/90)

HEAD COACH
Don Casey

ASSISTANT COACHES
Joe Roberts
Bob Staak
Dave Twardzik

ATHLETIC TRAINER
Bernie LaReau

GAME-BY-GAME RESULTS

NOVEMBER (4-8)

11/3/89	**Houston**	**W**	**102-88**	**1-0**
11/7/89	at Golden State	L	94-118	1-1
11/8/89	Dallas	L	99-123	1-2
11/11/89	New York	L	111-112	1-3
11/14/89	**Denver**	**W**	**129-121**	**2-3**
11/16/89	at Houston	L	82-94	2-4
11/17/89	at Dallas	L	105-122	2-5
11/22/89	**New Jersey**	**W**	**106-97**	**3-5**
11/24/89	San Antonio	L	89-90	3-6
11/26/89	**Chicago**	**W**	**120-96**	**4-6**
11/28/89	at Portland	L	94-116	4-7
11/29/89	Milwaukee	L	103-117	4-8

DECEMBER (6-8)

12/1/89	at Phoenix	L	90-111	4-9
12/2/89	**Sacramento**	**W**	**114-84**	**5-9**
12/5/89	at L.A. Lakers	L	103-111	5-10
12/7/89	**Cleveland**	**W**	**105-88**	**6-10**
12/9/89	at Seattle	L	100-104	6-11
12/12/89	at Portland	L	92-99	6-12
12/13/89	**Detroit**	**W**	**83-79**	**7-12**
12/16/89	**Denver**	**W**	**114-108**	**8-12**
12/19/89	**Indiana**	**W**	**128-102**	**9-12**
12/22/89	at Dallas	L	92-101	9-13
12/23/89	at Phoenix	L	100-104	9-14
12/26/89	Boston	L	111-112	9-15
12/28/89	**Golden State**	**W**	**139-119**	**10-15**
12/30/89	Philadelphia	L	95-100	10-16

JANUARY (9-8)

1/2/90	**at Minnesota**	**W**	**87-79**	**11-16**
1/3/90	at Detroit	L	80-84	11-17
1/5/90	**at Boston**	**W**	**114-105**	**12-17**
1/7/90	at New York	L	*109-110	12-18
1/9/90	**at Charlotte**	**W**	**108-98**	**13-18**
1/10/90	**at Atlanta**	**W**	**115-109**	**14-18**
1/12/90	**at Milwaukee**	**W**	**95-94**	**15-18**
1/13/90	at Chicago	L	111-117	15-19
1/16/90	**Charlotte**	**W**	**106-98**	**16-19**
1/18/90	**Seattle**	**W**	**105-95**	**17-19**
1/20/90	**Minnesota**	**W**	**97-95**	**18-19**
1/22/90	at Sacramento	L	104-136	18-20
1/24/90	at San Antonio	L	98-106	18-21
1/25/90	at Houston	L	101-102	18-22
1/27/90	Portland	L	115-118	18-23
1/30/90	**L.A. Lakers**	**W**	**121-104**	**19-23**
1/31/90	at Utah	L	101-120	19-24

FEBRUARY (3-9)

2/2/90	at Miami	L	91-126	19-25
2/3/90	**at Orlando**	**W**	**113-110**	**20-25**
2/5/90	at Cleveland	L	84-100	20-26
2/8/90	**at Washington**	**W**	**105-103**	**21-26**
2/13/90	Phoenix	L	96-118	21-27
2/16/90	Washington	L	*112-118	21-28
2/19/90	Sacramento	L	97-99	21-29
2/20/90	at Sacramento	L	90-99	21-30
2/22/90	Utah	L	102-116	21-31
2/23/90	at Denver	L	112-121	21-32
2/25/90	San Antonio	L	106-107	21-33
2/27/90	**Seattle**	**W**	**103-99**	**22-33**

MARCH (5-12)

3/1/90	at Charlotte	L	*109-118	22-34
3/3/90	**at Indiana**	**W**	**107-105**	**23-34**
3/5/90	at Philadelphia	L	105-128	23-35
3/7/90	**at New Jersey**	**W**	**119-115**	**24-35**
3/8/90	at Minnesota	L	94-111	24-36
3/10/90	**Orlando**	**W**	**112-101**	**25-36**
3/12/90	Golden State	L	109-112	25-37
3/14/90	Miami	L	*108-113	25-38
3/16/90	**Houston**	**W**	**118-95**	**26-38**
3/18/90	Charlotte	L	97-108	26-39
3/20/90	at Denver	L	112-119	26-40
3/21/90	at Utah	L	102-118	26-41
3/23/90	at L.A. Lakers	L	102-110	26-42
3/24/90	Utah	L	79-112	26-43
3/26/90	**Minnesota**	**W**	***101-96**	**27-43**
3/28/90	L.A. Lakers	L	99-106	27-44
3/30/90	Atlanta	L	118-122	27-45

APRIL (3-7)

4/1/90	**Seattle**	**W**	**104-103**	**28-45**
4/3/90	**at Sacramento**	**W**	**114-105**	**29-45**
4/6/90	at Portland	L	99-106	29-46
4/7/90	Phoenix	L	108-115	29-47
4/10/90	**Dallas**	**W**	**98-90**	**30-47**
4/12/90	at San Antonio	L	98-105	30-48
4/16/90	Portland	L	85-93	30-49
4/18/90	at Golden State	L	120-133	30-50
4/20/90	at Seattle	L	99-121	30-51
4/21/90	L.A. Lakers	L	115-125	30-52

** Indicates overtime (1-4)*
***Bold** indicates wins*

1988-89 LOS ANGELES CLIPPERS

PLAYER	G	Min.	FG	FGA	Pct.	3FG	3FGA	Pct.	FT	FTA	Pct.	--Rebounds-- Off.	Def.	Tot.	Ast.	PF	Dq.	STL	TO	Blk.	Pts.	AVG
Ken Norman	80	3020	638	1271	.502	4	21	.190	170	270	.630	245	422	667	277	223	2	106	206	66	1450	18.1
Danny Manning	26	950	177	358	.494	1	5	.200	79	103	.767	70	101	171	81	89	1	44	93	25	434	16.7
Benoit Benjamin	79	2585	491	907	.541	0	2	.000	317	426	.744	164	532	696	157	221	4	57	237	221	1299	16.4
Charles Smith	71	2161	435	878	.495	0	3	.000	285	393	.725	173	292	465	103	273	6	68	146	89	1155	16.3
Quintin Dailey	69	1722	448	964	.465	1	9	.111	217	286	.759	69	135	204	154	152	0	90	122	6	1114	16.1
Gary Grant	71	1924	361	830	.435	5	22	.227	119	162	.735	80	158	238	506	170	1	144	258	9	846	11.9
Reggie Williams	63	1303	260	594	.438	30	104	.288	92	122	.754	70	109	179	103	181	1	81	114	29	642	10.2
Ken Bannister	9	130	22	36	.611	0	1	.000	30	53	.566	6	27	33	3	17	0	7	8	2	74	8.2
Norm Nixon	53	1318	153	370	.414	8	29	.276	48	65	.738	13	65	78	339	69	0	46	118	0	362	6.8
Tom Garrick	71	1499	176	359	.490	0	13	.000	102	127	.803	37	119	156	243	141	1	78	116	9	454	6.4
Joe Wolf	66	1450	170	402	.423	2	14	.143	44	64	.688	83	188	271	113	152	1	32	94	16	386	5.8
Eric White (LAC)	37	434	62	119	.521	0	0	---	34	42	.810	34	36	70	17	39	0	10	26	1	158	4.3
Eric White (TOT)	38	436	62	120	.517	0	0	---	34	42	.810	34	36	70	17	40	0	10	26	1	158	4.2
Ennis Whatley	8	90	12	33	.364	0	0	---	10	11	.909	2	14	16	22	15	0	7	11	1	34	4.3
Grant Gondrezick	27	244	38	95	.400	3	11	.273	26	40	.650	15	21	36	34	36	0	13	17	1	105	3.9
Kevin Williams (LAC)	9	114	14	32	.438	0	0	---	6	8	.750	9	11	20	17	17	0	5	10	3	34	3.8
Kevin Williams (TOT)	50	547	81	200	.405	1	6	.167	46	59	.780	28	42	70	53	91	0	30	52	11	209	4.2
Dave Popson	10	68	11	25	.440	0	0	---	1	2	.500	5	11	16	6	9	0	1	6	2	23	2.3
Greg Kite	58	729	49	121	.405	0	0	---	14	31	.452	66	124	190	29	118	0	23	46	46	112	1.9
Rob Lock	20	110	9	32	.281	0	0	---	12	15	.800	14	18	32	4	15	0	3	13	4	30	1.5
Barry Sumpter	1	1	0	1	.000	0	0	---	0	0	---	0	0	0	0	0	0	0	0	0	0	0.0
Rob Rose	2	3	0	1	.000	0	0	---	0	0	---	1	1	2	0	0	0	0	0	0	0	0.0

RECORD
21-61
Home 17-24, Road 4-37
7th place, Pacific Division

PLAYOFFS
None

CLIPPERS LEADERS
Scoring: Norman (18.1)
Rebounding: Benjamin (8.8)
Assists: Grant (7.1)

HONORS
Charles Smith
All-Rookie Team
Rookie of the Month (2/89, 4/89)

HEAD COACH
Gene Shue (10-28)
Don Casey (11-33)

ASSISTANT COACHES
Don Casey
Jim Eyen

ATHLETIC TRAINER
Bernie LaReau

GAME-BY-GAME RESULTS

NOVEMBER (6-8)

11/4/88	at Philadelphia	L	110-129	0-1
11/5/88	**at Miami**	**W**	**111-91**	**1-1**
11/8/88	at Charlotte	L	105-117	1-2
11/9/88	at Cleveland	L	91-108	1-3
11/12/88	**Phoenix**	**W**	***138-127**	**2-3**
11/15/88	at Portland	L	103-125	2-4
11/16/88	**Sacramento**	**W**	**112-101**	**3-4**
11/18/88	**Indiana**	**W**	**113-110**	**4-4**
11/19/88	at Denver	L	107-134	4-5
11/21/88	at Utah	L	98-117	4-6
11/23/88	**Chicago**	**W**	**105-97**	**5-6**
11/25/88	**New Jersey**	**W**	**100-93**	**6-6**
11/29/88	at Sacramento	L	95-123	6-7
11/30/88	New York	L	*128-135	6-8

DECEMBER (4-10)

12/2/88	at Seattle	L	104-154	6-9
12/3/88	at Phoenix	L	*106-114	6-10
12/6/88	L.A. Lakers	L	102-111	6-11
12/8/88	**Houston**	**W**	**120-116**	**7-11**
12/10/88	Utah	L	102-110	7-12
12/13/88	at Portland	L	92-113	7-13
12/14/88	Miami	L	88-89	7-14
12/16/88	**Denver**	**W**	**121-118**	**8-14**
12/17/88	at Denver	L	99-114	8-15
12/20/88	at Golden State	L	111-113	8-16
12/22/88	at Houston	L	109-125	8-17
12/23/88	**at San Antonio**	**W**	**114-108**	**9-17**
12/27/88	**Seattle**	**W**	**104-100**	**10-17**
12/30/88	at L.A. Lakers	L	109-124	10-18

JANUARY (0-14)

1/3/89	at Chicago	L	*121-126	10-19
1/4/89	at Milwaukee	L	102-110	10-20
1/6/89	at Indiana	L	88-123	10-21
1/8/89	at New York	L	100-134	10-22
1/9/89	at Boston	L	84-119	10-23
1/11/89	Sacramento	L	104-106	10-24
1/13/89	Golden State	L	113-127	10-25
1/15/89	L.A. Lakers	L	95-116	10-26
1/17/89	at Seattle	L	107-130	10-27
1/18/89	at L.A. Lakers	L	90-111	10-28
1/25/89	at Dallas	L	98-117	10-29
1/26/89	at Houston	L	100-106	10-30
1/28/89	Milwaukee	L	84-105	10-31
1/30/89	Atlanta	L	101-130	10-32

FEBRUARY (1-14)

2/1/89	Portland	L	107-108	10-33
2/3/89	San Antonio	L	101-106	10-34
2/4/89	at Golden State	L	107-116	10-35
2/6/89	Dallas	L	111-129	10-36
2/8/89	**Houston**	**W**	**114-111**	**11-36**
2/9/89	at Phoenix	L	113-120	11-37
2/14/89	at Dallas	L	98-117	11-38
2/16/89	Golden State	L	*138-143	11-39
2/18/89	Washington	L	93-98	11-40
2/20/89	at Atlanta	L	100-114	11-41
2/21/89	at Washington	L	109-123	11-42
2/23/89	at New Jersey	L	100-111	11-43
2/24/89	at Miami	L	91-111	11-44
2/26/89	at Detroit	L	98-110	11-45
2/28/89	Philadelphia	L	105-123	11-46

MARCH (6-7)

3/2/89	Portland	L	113-119	11-47
3/4/89	at Phoenix	L	91-133	11-48
3/7/89	at Golden State	L	112-138	11-49
3/10/89	**Cleveland**	**W**	**105-103**	**12-49**
3/13/89	**at San Antonio**	**W**	**115-103**	**13-49**
3/15/89	Miami	L	103-109	13-50
3/17/89	Charlotte	L	105-108	13-51
3/22/89	**Dallas**	**W**	**116-112**	**14-51**
3/23/89	at Seattle	L	112-115	14-52
3/25/89	Phoenix	L	103-123	14-53
3/27/89	**Denver**	**W**	**119-118**	**15-53**
3/29/89	**Sacramento**	**W**	**114-108**	**16-53**
3/31/89	**San Antonio**	**W**	**109-106**	**17-53**

APRIL (4-8)

4/2/89	Detroit	L	101-117	17-54
4/4/89	Boston	L	108-124	17-55
4/6/89	**Portland**	**W**	**133-123**	**18-55**
4/8/89	Phoenix	L	97-115	18-56
4/10/89	at L.A. Lakers	L	116-133	18-57
4/11/89	at Portland	L	102-126	18-58
4/13/89	**Golden State**	**W**	***128-126**	**19-58**
4/15/89	**L.A. Lakers**	**W**	**119-107**	**20-58**
4/17/89	Utah	L	102-108	20-59
4/18/89	**at Utah**	**W**	**95-92**	**21-59**
4/21/89	Seattle	L	*136-139	21-60
4/22/89	at Sacramento	L	89-104	21-61

** Indicates overtime (2-5)*
***Bold** indicates wins*

1987-88 LOS ANGELES CLIPPERS

PLAYER	G	Min.	FG	FGA	Pct.	3FG	3FGA	Pct.	FT	FTA	Pct.	--Rebounds-- Off.	Def.	Tot.	Ast.	PF	Dq.	STL	TO	Blk.	Pts.	AVG
Mike Woodson	80	2534	562	1263	.445	18	78	.231	296	341	.868	64	126	190	273	210	1	109	186	26	1438	18.0
Michael Cage	72	2660	360	766	.470	0	1	.000	326	474	.688	371	567	938	110	194	1	91	160	58	1046	14.5
Quintin Dailey	67	1282	328	755	.434	2	12	.167	243	313	.776	62	92	154	109	128	1	69	123	4	901	13.4
Benoit Benjamin	66	2171	340	693	.491	0	8	.000	180	255	.706	112	418	530	172	203	2	50	223	225	860	13.0
Eric White	17	352	66	124	.532	1	1	1.000	45	57	.789	31	31	62	9	32	0	7	21	3	178	10.5
Reggie Williams	35	857	152	427	.356	13	58	.224	48	66	.727	55	63	118	58	108	1	29	63	21	365	10.4
Larry Drew	74	2024	328	720	.456	26	90	.289	83	108	.769	21	98	119	383	114	0	65	152	0	765	10.3
Steve Burtt	19	312	62	138	.449	0	4	.000	47	69	.681	6	21	27	38	56	0	10	40	5	171	9.0
Ken Norman	66	1435	241	500	.482	0	10	.000	87	170	.512	100	163	263	78	123	0	44	103	34	569	8.6
Joe Wolf	42	1137	136	334	.407	3	15	.200	45	54	.833	51	136	187	98	139	8	38	76	16	320	7.6
Kenny Fields	7	154	16	36	.444	0	0	---	20	26	.769	13	16	29	10	17	0	5	19	2	52	7.4
Darnell Valentine	79	1636	223	533	.418	15	33	.455	101	136	.743	37	119	156	382	135	0	122	148	8	562	7.1
Claude Gregory	23	313	61	134	.455	0	1	.000	12	36	.333	37	58	95	16	37	0	9	22	13	134	5.8
Norris Coleman	29	431	66	191	.346	1	2	.500	20	36	.556	36	45	81	13	51	1	11	16	6	153	5.3
Greg Kite (LAC)	40	977	83	182	.456	0	1	.000	39	73	.534	75	165	240	45	137	1	16	64	50	205	5.1
Greg Kite (TOT)	53	1063	92	205	.449	0	1	.000	40	79	.506	85	179	264	47	153	1	19	73	58	224	4.2
Tod Murphy	1	19	1	1	1.000	0	0	---	3	4	.750	1	1	2	2	2	0	1	0	0	5	5.0
Mike Phelps	2	23	3	7	.429	0	0	---	3	4	.750	0	2	2	3	1	0	5	2	0	9	4.5
Earl Cureton	69	1128	133	310	.429	0	3	.000	33	63	.524	97	174	271	63	135	1	32	58	36	299	4.3
Lancaster Gordon	8	65	11	31	.355	0	0	---	6	6	1.000	2	2	4	7	8	0	1	4	2	28	3.5
Martin Nessley	35	295	18	49	.367	0	0	---	7	14	.500	20	53	73	16	78	1	7	21	11	43	1.2

RECORD
17-65
Home 14-27, Road 3-38
6th place, Pacific Division

PLAYOFFS
None

CLIPPERS LEADERS
Scoring: Woodson (18.0)
Rebounding: Cage (13.0)
Assists: Drew (5.2)

HONORS
Michael Cage
1988 NBA Rebounding Title

HEAD COACH
Gene Shue

ASSISTANT COACH
Don Casey

ATHLETIC TRAINER
Bernie LaReau

GAME-BY-GAME RESULTS

NOVEMBER (4-8)

11/6/87	at Denver	L	93-139	0-1
11/7/87	Portland	L	99-124	0-2
11/10/87	**Utah**	**W**	**100-88**	**1-2**
11/12/87	at L.A. Lakers	L	82-111	1-3
11/13/87	**Golden State**	**W**	**97-94**	**2-3**
11/17/87	at San Antonio	L	*121-122	2-4
11/18/87	at Dallas	L	87-97	2-5
11/20/87	**at Phoenix**	**W**	**112-96**	**3-5**
11/21/87	Denver	L	91-97	3-6
11/24/87	**at Golden State**	**W**	****123-120**	**4-6**
11/25/87	Washington	L	96-101	4-7
11/27/87	at Portland	L	87-97	4-8

DECEMBER (4-8)

12/2/87	**Philadelphia**	**W**	**88-85**	**5-8**
12/4/87	**Sacramento**	**W**	**98-84**	**6-8**
12/6/87	Phoenix	L	96-97	6-9
12/8/87	Atlanta	L	79-90	6-10
12/10/87	**Seattle**	**W**	**113-96**	**7-10**
12/12/87	at Seattle	L	95-116	7-11
12/15/87	at Sacramento	L	108-128	7-12
12/17/87	**Houston**	**W**	**98-92**	**8-12**
12/19/87	L.A. Lakers	L	97-108	8-13
12/23/87	San Antonio	L	97-111	8-14
12/26/87	Boston	L	97-106	8-15
12/30/87	Phoenix	L	102-121	8-16

JANUARY (2-15)

1/1/88	at New York	L	96-115	8-17
1/3/88	at Atlanta	L	84-121	8-18
1/5/88	at Milwaukee	L	82-98	8-19
1/6/88	at Cleveland	L	100-116	8-20
1/8/88	at Philadelphia	L	103-117	8-21
1/9/88	at Washington	L	76-108	8-22
1/11/88	at Indiana	L	90-111	8-23
1/13/88	**L.A. Lakers**	**W**	***110-109**	**9-23**
1/15/88	at Golden State	L	116-123	9-24
1/16/88	Seattle	L	*112-114	9-25
1/18/88	Dallas	L	87-99	9-26
1/20/88	**Indiana**	**W**	**104-97**	**10-26**
1/22/88	at Dallas	L	87-110	10-27
1/23/88	at San Antonio	L	100-106	10-28
1/26/88	at Houston	L	104-124	10-29
1/29/88	Milwaukee	L	88-97	10-30
1/30/88	at Denver	L	106-124	10-31

FEBRUARY (2-9)

2/4/88	L.A. Lakers	L	86-117	10-32
2/9/88	at Phoenix	L	100-106	10-33
2/10/88	**Phoenix**	**W**	**101-95**	**11-33**
2/12/88	Houston	L	105-112	11-34
2/14/88	Dallas	L	100-110	11-35
2/16/88	at L.A. Lakers	L	100-119	11-36
2/17/88	Portland	L	96-110	11-37
2/19/88	Utah	L	88-98	11-38
2/20/88	at Utah	L	103-120	11-39
2/25/88	New York	L	96-106	11-40
2/27/88	**Cleveland**	**W**	**97-96**	**12-40**

MARCH (3-14)

3/1/88	at New Jersey	L	75-104	12-41
3/2/88	at Detroit	L	90-103	12-42
3/4/88	at Boston	L	90-121	12-43
3/5/88	at Chicago	L	76-100	12-44
3/9/88	New Jersey	L	93-97	12-45
3/11/88	Golden State	L	96-101	12-46
3/13/88	at Portland	L	100-121	12-47
3/15/88	at Houston	L	110-116	12-48
3/16/88	at San Antonio	L	110-113	12-49
3/18/88	Dallas	L	98-106	12-50
3/20/88	**Sacramento**	**W**	**116-112**	**13-50**
3/21/88	at Phoenix	L	99-107	13-51
3/23/88	Denver	L	108-118	13-52
3/25/88	**Golden State**	**W**	**113-98**	**14-52**
3/26/88	at Seattle	L	98-131	14-53
3/28/88	**Detroit**	**W**	**102-100**	**15-53**
3/30/88	Chicago	L	94-111	15-54

APRIL (2-11)

4/1/88	San Antonio	L	91-105	15-55
4/2/88	**at Sacramento**	**W**	**105-103**	**16-55**
4/5/88	at Portland	L	119-141	16-56
4/6/88	Portland	L	103-111	16-57
4/8/88	at L.A. Lakers	L	107-126	16-58
4/10/88	**Houston**	**W**	**122-105**	**17-58**
4/12/88	at Utah	L	93-100	17-59
4/13/88	at Seattle	L	92-113	17-60
4/16/88	at Golden State	L	110-113	17-61
4/19/88	at Sacramento	L	105-120	17-62
4/20/88	Utah	L	106-112	17-63
4/23/88	at Denver	L	109-134	17-64
4/24/88	Seattle	L	100-109	17-65

** Indicates overtime (1-2)*
*** Indicates double overtime (1-0)*
***Bold** indicates wins*

1986-87 LOS ANGELES CLIPPERS

PLAYER	G	Min.	FG	FGA	Pct.	3FG	3FGA	Pct.	FT	FTA	Pct.	--Rebounds-- Off.	Def.	Tot.	Ast.	PF	Dq.	STL	TO	Blk.	Pts.	AVG
Mike Woodson	74	2126	494	1130	.437	34	123	.276	240	290	.828	68	94	162	196	201	1	100	168	16	1262	17.1
Marques Johnson	10	302	68	155	.439	0	6	.000	30	42	.714	9	24	33	28	24	0	12	17	5	166	16.6
Michael Cage	80	2922	457	878	.521	0	3	.000	341	467	.730	354	568	922	131	221	1	99	171	67	1255	15.7
Cedric Maxwell	35	1132	150	289	.519	0	0	---	177	228	.776	103	148	251	122	102	1	26	88	9	477	13.6
Larry Drew	60	1566	295	683	.432	12	72	.167	139	166	.837	26	77	103	326	107	0	60	151	2	741	12.4
Benoit Benjamin	72	2230	320	713	.449	0	2	.000	188	263	.715	134	452	586	135	251	7	60	184	187	828	11.5
Darnell Valentine	65	1759	275	671	.410	13	56	.232	163	200	.815	38	112	150	447	148	3	116	167	10	726	11.2
Quintin Dailey	49	924	200	491	.407	1	10	.100	119	155	.768	34	49	83	79	113	4	43	71	8	520	10.6
Rory White	68	1545	265	552	.480	0	3	.000	94	144	.653	90	104	194	79	159	1	47	73	19	624	9.2
Kenny Fields (LAC)	44	861	153	344	.445	3	12	.250	72	89	.809	63	83	146	60	120	2	31	52	11	381	8.7
Kenny Fields (TOT)	48	883	159	352	.452	3	12	.250	73	94	.777	63	85	148	61	123	2	32	53	11	394	8.2
Kurt Nimphius	38	811	119	252	.472	0	3	.000	57	88	.648	58	75	133	18	118	1	16	47	41	295	7.8
Earl Cureton (LAC)	35	868	114	234	.487	0	1	.000	43	79	.544	99	126	225	52	86	0	18	35	30	271	7.7
Earl Cureton (TOT)	78	1973	243	510	.476	0	2	.000	82	152	.539	212	240	452	122	188	2	33	80	56	568	7.3
Lancaster Gordon	70	1130	221	545	.406	14	48	.292	70	95	.737	64	62	126	139	106	1	61	102	13	526	7.5
Geoff Huston	19	428	55	121	.455	1	2	.500	18	34	.529	6	11	17	101	28	0	14	45	0	129	6.8
Tim Kempton	66	936	97	206	.471	0	1	.000	95	137	.693	70	124	194	53	162	6	38	49	12	289	4.4
Steffond Johnson	29	234	27	64	.422	0	3	.000	20	38	.526	15	28	43	5	55	2	9	18	2	74	2.6
Dwayne Polee	1	6	1	4	.250	0	3	.000	0	0	---	0	0	0	0	3	0	1	1	0	2	2.0

RECORD
12-70
Home 9-32, Road 3-38
6th place, Pacific Division

PLAYOFFS
None

CLIPPERS LEADERS
Scoring: Woodson (17.1)
Rebounding: Cage (11.5)
Assists: Valentine (6.9)

HONORS
Cedric Maxwell
All-Interview Team

HEAD COACH
Don Chaney

ASSISTANT COACH
Don Casey

ATHLETIC TRAINER
Mike Shimensky

GAME-BY-GAME RESULTS

OCTOBER (0-1)

10/31/86	at Sacramento	L	106-107	0-1

NOVEMBER (3-11)

11/1/86	**Phoenix**	**W**	**117-111**	**1-1**
11/4/86	at Dallas	L	86-118	1-2
11/6/86	**at Houston**	**W**	**104-97**	**2-2**
11/8/86	Cleveland	L	93-100	2-3
11/11/86	**Denver**	**W**	**115-112**	**3-3**
11/13/86	at Utah	L	113-130	3-4
11/14/86	at Portland	L	109-119	3-5
11/16/86	Philadelphia	L	90-103	3-6
11/18/86	Indiana	L	93-98	3-7
11/20/86	Dallas	L	108-113	3-8
11/22/86	San Antonio	L	102-109	3-9
11/25/86	at Seattle	L	103-113	3-10
11/26/86	L.A. Lakers	L	92-126	3-11
11/30/86	at L.A. Lakers	L	115-137	3-12

DECEMBER (1-12)

12/2/86	at Portland	L	99-134	3-13
12/4/86	New York	L	91-95	3-14
12/6/86	Phoenix	L	109-111	3-15
12/10/86	**Seattle**	**W**	**101-94**	**4-15**
12/12/86	Portland	L	112-113	4-16
12/13/86	at Utah	L	100-115	4-17
12/16/86	Golden State	L	117-119	4-18
12/18/86	Sacramento	L	113-117	4-19
12/20/86	Washington	L	101-113	4-20
12/23/86	at Houston	L	96-121	4-21
12/26/86	at Seattle	L	107-113	4-22
12/27/86	Boston	L	101-114	4-23
12/30/86	Houston	L	102-105	4-24

JANUARY (3-13)

1/2/87	at Indiana	L	106-116	4-25
1/3/87	at New Jersey	L	97-118	4-26
1/5/87	at Philadelphia	L	102-108	4-27
1/6/87	at Washington	L	97-112	4-28
1/8/87	at Cleveland	L	93-103	4-29
1/9/87	at Detroit	L	123-131	4-30
1/12/87	at Atlanta	L	115-125	4-31
1/14/87	**Denver**	**W**	**123-105**	**5-31**
1/16/87	at Golden State	L	106-118	5-32
1/17/87	at Phoenix	L	101-132	5-33
1/19/87	at San Antonio	L	106-113	5-34
1/23/87	Detroit	L	97-100	5-35
1/26/87	Milwaukee	L	94-114	5-36
1/28/87	**New Jersey**	**W**	**98-91**	**6-36**
1/30/87	San Antonio	L	*120-124	6-37
1/31/87	**at Utah**	**W**	***114-113**	**7-37**

FEBRUARY (3-7)

2/2/87	at Denver	L	112-140	7-38
2/5/87	Utah	L	103-126	7-39
2/11/87	Atlanta	L	82-109	7-40
2/13/87	**at San Antonio**	**W**	**110-96**	**8-40**
2/14/87	at Dallas	L	107-138	8-41
2/16/87	Portland	L	105-110	8-42
2/20/87	**Denver**	**W**	**121-107**	**9-42**
2/23/87	at Seattle	L	112-124	9-43
2/26/87	at Golden State	L	108-129	9-44
2/28/87	**Sacramento**	**W**	**111-106**	**10-44**

MARCH (2-15)

3/3/87	at Chicago	L	80-114	10-45
3/4/87	at Milwaukee	L	100-110	10-46
3/6/87	at Boston	L	111-132	10-47
3/7/87	at New York	L	93-115	10-48
3/9/87	L.A. Lakers	L	114-136	10-49
3/11/87	Golden State	L	111-121	10-50
3/13/87	**Seattle**	**W**	**108-104**	**11-50**
3/15/87	at L.A. Lakers	L	101-115	11-51
3/17/87	Portland	L	123-134	11-52
3/19/87	Chicago	L	97-114	11-53
3/20/87	at Houston	L	98-126	11-54
3/22/87	San Antonio	L	*112-116	11-55
3/24/87	at Denver	L	119-128	11-56
3/25/87	**Utah**	**W**	**111-101**	**12-56**
3/27/87	at Phoenix	L	117-130	12-57
3/28/87	at Sacramento	L	91-113	12-58
3/31/87	at Dallas	L	102-118	12-59

APRIL (0-11)

4/2/87	Sacramento	L	115-125	12-60
4/4/87	Phoenix	L	*123-128	12-61
4/6/87	at L.A. Lakers	L	112-135	12-62
4/7/87	Houston	L	84-102	12-63
4/9/87	L.A. Lakers	L	100-118	12-64
4/11/87	Dallas	L	100-129	12-65
4/12/87	at Portland	L	100-113	12-66
4/14/87	Golden State	L	108-117	12-67
4/16/87	Seattle	L	87-118	12-68
4/18/87	at Phoenix	L	106-121	12-69
4/19/87	at Golden State	L	85-105	12-70

** Indicates overtime (1-3)*
***Bold** indicates wins*

1985-86 LOS ANGELES CLIPPERS

PLAYER	G	Min.	FG	FGA	Pct.	3FG	3FGA	Pct.	FT	FTA	Pct.	--Rebounds-- Off.	Def.	Tot.	Ast.	PF	Dq.	STL	TO	Blk.	Pts.	AVG
Derek Smith	11	339	100	181	.552	1	2	.500	58	84	.690	20	21	41	31	35	2	9	33	13	259	23.5
Marques Johnson	75	2605	613	1201	.510	1	15	.067	298	392	.760	156	260	416	283	214	2	107	183	50	1525	20.3
Norm Nixon	67	2138	403	921	.438	42	121	.347	131	162	.809	45	135	180	576	143	0	84	190	3	979	14.6
Cedric Maxwell	76	2458	314	661	.475	0	3	.000	447	562	.795	241	383	624	215	252	2	61	206	29	1075	14.1
Kurt Nimphius (LAC)	67	1946	314	622	.505	0	2	.000	177	233	.760	129	264	393	48	229	7	30	107	93	805	12.0
Kurt Nimphius (TOT)	80	2226	351	694	.506	0	2	.000	194	262	.740	152	301	453	62	267	8	33	120	105	896	11.2
Rory White	75	1761	355	684	.519	1	9	.111	164	222	.739	82	99	181	74	161	2	74	95	8	875	11.7
Benoit Benjamin	79	2088	324	661	.490	1	3	.333	229	307	.746	161	439	600	79	286	5	64	145	206	878	11.1
James Donaldson	14	441	43	84	.512	0	0	---	57	70	.814	28	103	131	12	33	0	5	38	29	143	10.2
Franklin Edwards	73	1491	262	577	.454	1	9	.111	132	151	.874	24	62	86	259	87	0	89	137	4	657	9.0
Junior Bridgeman	58	1161	199	451	.441	6	18	.333	106	119	.891	29	94	123	108	81	1	31	68	8	510	8.8
Michael Cage	78	1566	204	426	.479	0	3	.000	113	174	.649	168	249	417	81	176	1	62	106	34	521	6.7
Darnell Valentine (LAC)	34	483	69	182	.379	3	11	.272	59	75	.787	12	41	53	107	45	0	23	57	1	200	5.9
Darnell Valentine (TOT)	62	1217	161	388	.415	4	14	.286	130	175	.743	32	93	125	246	123	0	72	115	2	456	7.4
Jamaal Wilkes	13	195	26	65	.400	1	3	.333	22	27	.815	13	16	29	15	19	0	7	16	2	75	5.8
Lancaster Gordon	60	704	130	345	.377	7	28	.250	45	56	.804	24	44	68	60	91	1	33	62	10	312	5.2
Jay Murphy	14	100	16	45	.356	0	2	.000	9	14	.643	7	8	15	3	12	0	4	5	3	41	2.9
Jim Thomas	6	69	6	15	.400	0	0	---	1	2	.500	3	5	8	12	12	0	5	9	1	13	2.2
Wallace Bryant (LAC)	8	64	4	18	.222	0	0	---	5	8	.625	8	12	20	4	12	0	2	2	3	13	1.6
Wallace Bryant (TOT)	17	218	15	48	.313	0	0	---	11	19	.579	17	36	53	15	38	2	5	9	5	41	2.4
Jeff Cross	21	128	6	24	.250	0	0	---	14	25	.560	9	21	30	1	38	0	2	6	3	26	1.2
Ozell Jones	3	18	0	2	.000	0	0	---	0	0	---	0	2	2	0	5	0	2	3	1	0	0.0

RECORD
32-50
Home 22-19, Road 10-31
3rd place (tie), Pacific Division

PLAYOFFS
None

CLIPPERS LEADERS
Scoring: Johnson (20.3)
Rebounding: Maxwell (8.2)
Assists: Nixon (8.6)

HONORS
Benoit Benjamin
Rookie of the Month (3/86)
Marques Johnson
1986 All-Star Game
Derek Smith
Player of the Week (11/3/85)

HEAD COACH
Don Chaney

ASSISTANT COACHES
Don Casey
Brad Greenberg

ATHLETIC TRAINER
Mike Shimensky

GAME-BY-GAME RESULTS

OCTOBER (4-0)				
10/25/85	**at Sacramento**	**W**	**108-104**	**1-0**
10/26/85	**Houston**	**W**	****130-129**	**2-0**
10/29/85	**Portland**	**W**	**119-113**	**3-0**
10/31/85	**Chicago**	**W**	**120-112**	**4-0**
NOVEMBER (2-12)				
11/2/85	**New York**	**W**	**103-95**	**5-0**
11/7/85	at Houston	L	115-137	5-1
11/9/85	Atlanta	L	94-97	5-2
11/12/85	at Golden State	L	115-127	5-3
11/13/85	Seattle	L	89-93	5-4
11/15/85	L.A. Lakers	L	96-127	5-5
11/16/85	at Denver	L	109-113	5-6
11/20/85	at L.A. Lakers	L	107-122	5-7
11/21/85	Portland	L	108-112	5-8
11/23/85	**Milwaukee**	**W**	**116-112**	**6-8**
11/26/85	at Seattle	L	99-131	6-9
11/27/85	Houston	L	*130-137	6-10
11/29/85	at San Antonio	L	106-134	6-11
11/30/85	at Dallas	L	115-124	6-12
DECEMBER (5-9)				
12/4/85	**Sacramento**	**W**	**128-103**	**7-12**
12/5/85	at Golden State	L	104-121	7-13
12/7/85	Utah	L	91-131	7-14
12/10/85	**Dallas**	**W**	**120-118**	**8-14**
12/11/85	at Denver	L	95-134	8-15
12/13/85	at Seattle	L	95-114	8-16
12/14/85	Phoenix	L	92-114	8-17
12/18/85	**Golden State**	**W**	**103-99**	**9-17**
12/20/85	San Antonio	L	104-119	9-18
12/21/85	**at Sacramento**	**W**	**117-116**	**10-18**
12/25/85	at Portland	L	107-121	10-19
12/26/85	Philadelphia	L	108-117	10-20
12/28/85	**at Seattle**	**W**	**111-106**	**11-20**
12/30/85	Boston	L	103-125	11-21
JANUARY (7-9)				
1/3/86	at Cleveland	L	111-130	11-22
1/4/86	at Indiana	L	77-106	11-23
1/7/86	at Atlanta	L	103-117	11-24
1/8/86	at Philadelphia	L	114-116	11-25
1/10/86	**at New Jersey**	**W**	**125-120**	**12-25**
1/11/86	at Chicago	L	123-132	12-26
1/13/86	at Washington	L	77-90	12-27
1/15/86	**Seattle**	**W**	**110-103**	**13-27**
1/16/86	at L.A. Lakers	L	96-112	13-28
1/18/86	**Utah**	**W**	**131-97**	**14-28**
1/21/86	**at San Antonio**	**W**	**97-96**	**15-28**
1/22/86	**at Dallas**	**W**	**131-118**	**16-28**
1/24/86	**L.A. Lakers**	**W**	**120-109**	**17-28**
1/25/86	at Utah	L	90-130	17-29
1/27/86	**New Jersey**	**W**	**103-98**	**18-29**
1/29/86	Phoenix	L	108-118	18-30
FEBRUARY (4-7)				
2/1/86	at Portland	L	121-156	18-31
2/6/86	at Phoenix	L	104-116	18-32
2/11/86	**Phoenix**	**W**	**120-112**	**19-32**
2/13/86	**Portland**	**W**	**118-113**	**20-32**
2/15/86	**Houston**	**W**	**108-101**	**21-32**
2/17/86	Washington	L	94-96	21-33
2/21/86	Golden State	L	123-125	21-34
2/23/86	**at New York**	**W**	**110-99**	**22-34**
2/25/86	at Milwaukee	L	99-114	22-35
2/26/86	at Detroit	L	104-111	22-36
2/28/86	at Boston	L	108-124	22-37
MARCH (6-10)				
3/2/86	Indiana	L	112-129	22-38
3/4/86	**Cleveland**	**W**	**106-101**	**23-38**
3/6/86	Dallas	L	113-131	23-39
3/7/86	at San Antonio	L	126-142	23-40
3/9/86	Denver	L	121-123	23-41
3/11/86	at L.A. Lakers	L	108-129	23-42
3/12/86	**Seattle**	**W**	**100-96**	**24-42**
3/14/86	**Sacramento**	**W**	**105-104**	**25-42**
3/15/86	at Houston	L	116-148	25-43
3/18/86	at Golden State	L	122-126	25-44
3/19/86	**L.A. Lakers**	**W**	**115-114**	**26-44**
3/21/86	at Denver	L	104-115	26-45
3/22/86	Detroit	L	99-119	26-46
3/26/86	San Antonio	L	97-105	26-47
3/28/86	**at Phoenix**	**W**	**107-96**	**27-47**
3/29/86	**at Sacramento**	**W**	**112-103**	**28-47**
APRIL (4-3)				
4/1/86	**at Utah**	**W**	**113-109**	**29-47**
4/2/86	**Utah**	**W**	**97-94**	**30-47**
4/5/86	Golden State	L	106-107	30-48
4/9/86	**Denver**	**W**	**132-127**	**31-48**
4/10/86	at Portland	L	100-115	31-49
4/12/86	**Dallas**	**W**	**115-108**	**32-49**
4/13/86	at Phoenix	L	99-118	32-50

** Indicates overtime (0-1)*
*** Indicates double overtime (1-0)*
***Bold** indicates wins*

1984-85 LOS ANGELES CLIPPERS

PLAYER	G	Min.	FG	FGA	Pct.	3FG	3FGA	Pct.	FT	FTA	Pct.	--Rebounds-- Off.	Def.	Tot.	Ast.	PF	Dq.	STL	TO	Blk.	Pts.	AVG
Derek Smith	80	2762	682	1271	.537	3	19	.158	400	504	.794	174	253	427	216	317	8	77	230	52	1767	22.1
Norm Nixon	81	2894	596	1281	.465	33	99	.333	170	218	.780	55	163	218	711	175	2	95	273	4	1395	17.2
Marques Johnson	72	2448	494	1094	.452	3	13	.231	190	260	.731	188	240	428	248	193	2	72	176	30	1181	16.4
Junior Bridgeman	80	2042	460	990	.465	14	39	.359	181	206	.879	55	175	230	171	128	0	47	116	18	1115	13.9
James Donaldson	82	2392	351	551	.637	0	0	---	227	303	.749	168	500	668	48	217	1	28	206	130	929	11.3
Bill Walton	67	1647	269	516	.521	0	2	.000	138	203	.680	168	432	600	156	184	0	50	174	140	676	10.1
Michael Cage	75	1610	216	398	.543	0	0	---	101	137	.737	126	266	392	51	164	1	41	81	32	533	7.1
Franklin Edwards	16	198	36	66	.545	0	0	---	19	24	.792	3	11	14	38	10	0	17	17	0	91	5.7
Rory White	80	1106	144	279	.516	0	0	---	90	130	.692	94	101	195	34	115	0	35	87	20	378	4.7
Lancaster Gordon	63	682	110	287	.383	2	9	.222	37	49	.755	26	35	61	88	61	0	33	69	6	259	4.1
Bryan Warrick	58	713	85	173	.491	1	4	.250	44	57	.772	10	48	58	153	85	0	23	70	6	215	3.7
Harvey Catchings	70	1049	72	149	.483	0	1	.000	59	89	.663	89	173	262	14	162	0	15	55	57	203	2.9
Dale Wilkinson (LAC)	10	38	4	14	.286	0	1	.000	6	7	.857	1	2	3	2	8	0	0	4	0	14	1.4
Dale Wilkinson (TOT)	12	45	4	16	.250	0	1	.000	6	7	.857	1	3	4	2	10	0	0	4	0	14	1.2
Jay Murphy	23	149	8	50	.160	0	1	.000	12	21	.571	6	35	41	4	21	0	1	8	2	28	1.2

RECORD
31-51
Home 20-21, Road 11-30
4th place (tie), Pacific Division

PLAYOFFS
None

CLIPPERS LEADERS
Scoring: Smith (22.1)
Rebounding: Donaldson (8.1)
Assists: Nixon (8.8)

HONORS
Norm Nixon
1985 All-Star Game
Derek Smith
Player of the Week (12/16/84, 4/7/85)
James Donaldson
1985 NBA Field Goal Pct. Title

HEAD COACH
Jim Lynam (22-39)
Don Chaney (9-12)

ASSISTANT COACHES
Don Chaney
Brad Greenberg

ATHLETIC TRAINER
Mike Shimensky

GAME-BY-GAME RESULTS

	OCTOBER (1-1)			
10/27/84	**at Utah**	**W**	**103-94**	**1-0**
10/30/84	at Phoenix	L	96-99	1-1
	NOVEMBER (5-11)			
11/1/84	**New York**	**W**	**107-105**	**2-1**
11/3/84	Portland	L	112-131	2-2
11/5/84	**Denver**	**W**	**107-104**	**3-2**
11/7/84	at Boston	L	108-135	3-3
11/8/84	at Washington	L	88-93	3-4
11/10/84	at Houston	L	92-117	3-5
11/13/84	New Jersey	L	90-99	3-6
11/15/84	Milwaukee	L	90-103	3-7
11/17/84	**Kansas City**	**W**	**121-113**	**4-7**
11/18/84	at Portland	L	105-113	4-8
11/21/84	Denver	L	106-112	4-9
11/24/84	L.A. Lakers	L	103-108	4-10
11/25/84	**Phoenix**	**W**	**114-109**	**5-10**
11/27/84	at Denver	L	110-139	5-11
11/28/84	**Seattle**	**W**	**106-90**	**6-11**
11/30/84	Chicago	L	100-104	6-12
	DECEMBER (8-7)			
12/1/84	at San Antonio	L	110-142	6-13
12/4/84	**at Houston**	**W**	**116-100**	**7-13**
12/5/84	**at Dallas**	**W**	**110-106**	**8-13**
12/7/84	at Atlanta	L	89-101	8-14
12/9/84	**San Antonio**	**W**	**126-123**	**9-14**
12/11/84	**at Golden State**	**W**	**116-104**	**10-14**
12/13/84	**Portland**	**W**	**106-100**	**11-14**
12/15/84	**Washington**	**W**	**109-103**	**12-14**
12/16/84	**Golden State**	**W**	**103-85**	**13-14**
12/19/84	**Seattle**	**W**	**91-86**	**14-14**
12/23/84	at Seattle	L	97-107	14-15
12/26/84	at Dallas	L	118-124	14-16
12/27/84	Boston	L	103-118	14-17
12/29/84	at L.A. Lakers	L	107-113	14-18
12/30/84	Phoenix	L	109-117	14-19
	JANUARY (5-9)			
1/3/85	at Milwaukee	L	87-111	14-20
1/4/85	at Kansas City	L	112-132	14-21
1/5/85	**at Denver**	**W**	**127-115**	**15-21**
1/7/85	**Utah**	**W**	**116-106**	**16-21**
1/11/85	**at Phoenix**	**W**	**98-84**	**17-21**
1/12/85	**at Golden State**	**W**	**104-102**	**18-21**
1/15/85	at Seattle	L	83-101	18-22
1/16/85	**Houston**	**W**	**98-88**	**19-22**
1/19/85	Dallas	L	100-101	19-23
1/22/85	at L.A. Lakers	L	114-123	19-24
1/26/85	Philadelphia	L	113-120	19-25
1/28/85	at New York	L	91-117	19-26
1/29/85	at Cleveland	L	94-110	19-27
1/31/85	at New Jersey	L	99-122	19-28
	FEBRUARY (3-9)			
2/2/85	L.A. Lakers	L	96-105	19-29
2/4/85	**Indiana**	**W**	**115-96**	**20-29**
2/7/85	at San Antonio	L	108-120	20-30
2/12/85	at L.A. Lakers	L	110-121	20-31
2/13/85	**Golden State**	**W**	**108-105**	**21-31**
2/15/85	at Utah	L	100-109	21-32
2/17/85	Atlanta	L	90-91	21-33
2/18/85	**San Antonio**	**W**	**125-121**	**22-33**
2/20/85	Seattle	L	105-118	22-34
2/24/85	at Seattle	L	102-108	22-35
2/26/85	at Portland	L	99-110	22-36
2/27/85	Houston	L	109-117	22-37
	MARCH (5-12)			
3/2/85	at Golden State	L	102-108	22-38
3/3/85	Kansas City	L	*122-126	22-39
3/6/85	Cleveland	L	112-114	22-40
3/8/85	at Chicago	L	101-117	22-41
3/10/85	at Kansas City	L	111-129	22-42
3/11/85	at Detroit	L	114-121	22-43
3/13/85	at Philadelphia	L	103-121	22-44
3/14/85	**at Indiana**	**W**	**113-112**	**23-44**
3/16/85	L.A. Lakers	L	112-123	23-45
3/17/85	Golden State	L	100-109	23-46
3/18/85	**Detroit**	**W**	**136-116**	**24-46**
3/20/85	**Utah**	**W**	**121-110**	**25-46**
3/23/85	at Portland	L	123-126	25-47
3/25/85	Portland	L	99-120	25-48
3/28/85	**Phoenix**	**W**	**116-110**	**26-48**
3/30/85	**at Phoenix**	**W**	**123-114**	**27-48**
3/31/85	San Antonio	L	115-126	27-49
	APRIL (4-2)			
4/3/85	**Kansas City**	**W**	**124-122**	**28-49**
4/5/85	**at Dallas**	**W**	***126-122**	**29-49**
4/9/85	at Utah	L	104-123	29-50
4/10/85	**Denver**	**W**	**129-127**	**30-50**
4/12/85	**at Houston**	**W**	**115-110**	**31-50**
4/14/85	Dallas	L	92-96	31-51

** Indicates overtime (1-1)*
***Bold** indicates wins*

1983-84 SAN DIEGO CLIPPERS

PLAYER	G	Min.	FG	FGA	Pct.	3FG	3FGA	Pct.	FT	FTA	Pct.	--Rebounds-- Off.	Def.	Tot.	Ast.	PF	Dq.	STL	TO	Blk.	Pts.	AVG
Terry Cummings	81	2907	737	1491	.494	0	3	.000	380	528	.720	323	454	777	139	298	6	92	218	57	1854	22.9
Norm Nixon	82	3053	587	1270	.462	11	46	.239	206	271	.760	56	147	203	914	180	1	94	257	4	1391	17.0
Bill Walton	55	1476	288	518	.556	0	2	.000	92	154	.597	132	345	477	183	153	1	45	177	88	668	12.1
James Donaldson	82	2525	360	604	.596	0	0	---	249	327	.761	165	484	649	90	214	1	40	171	139	969	11.8
Michael Brooks	47	1405	213	445	.479	0	5	.000	104	151	.689	142	200	342	88	125	1	50	78	14	530	11.3
Greg Kelser	80	1783	313	603	.519	2	6	.333	250	356	.702	188	203	391	91	249	3	68	195	31	878	11.0
Ricky Pierce	69	1280	268	570	.470	0	9	.000	149	173	.861	59	76	135	60	143	1	27	81	13	685	9.9
Derek Smith	61	1297	238	436	.546	1	6	.167	123	163	.755	54	116	170	82	165	2	33	78	22	600	9.8
Craig Hodges	76	1571	258	573	.450	10	46	.217	66	88	.750	22	64	86	116	166	2	58	85	1	592	7.8
Jerome Whitehead	70	921	144	294	.490	0	0	---	88	107	.822	94	151	245	19	159	2	17	59	12	376	5.4
Billy McKinney	80	843	136	305	.446	0	2	.000	39	46	.848	7	47	54	161	84	0	27	48	0	311	3.9
Hank McDowell	57	611	85	197	.431	0	3	.000	38	56	.679	63	92	155	37	77	0	14	49	2	208	3.6
Linton Townes (SD)	2	17	3	7	.429	0	0	---	0	0	---	0	1	1	1	3	0	1	1	2	6	3.0
Linton Townes (TOT)	4	19	4	8	.500	0	0	---	0	0	---	0	1	1	1	4	0	1	1	2	8	2.0
Rory White (SD)	6	19	4	9	.444	0	0	---	0	0	---	2	2	4	0	3	0	0	1	0	8	1.3
Rory White (TOT)	36	372	80	170	.471	0	0	---	26	47	.553	37	37	74	15	31	0	15	24	3	186	5.2
Hutch Jones	4	18	0	3	.000	0	0	---	1	4	.250	0	0	0	0	0	0	1	2	0	1	0.3
Kevin Loder (SD)	1	4	0	0	---	0	0	---	0	0	---	0	0	0	0	1	0	0	0	0	0	0.0
Kevin Loder (TOT)	11	137	19	43	.442	1	3	.333	9	13	.692	7	11	18	14	16	0	3	11	5	48	4.4

RECORD
30-52
Home 25-16, Road 5-36
6th place, Pacific Division

PLAYOFFS
None

CLIPPERS LEADERS
Scoring: Cummings (22.9)
Rebounding: Cummings (9.6)
Assists: Nixon (11.1)

HONORS
None

HEAD COACH
Jim Lynam

ASSISTANT COACHES
Don Casey
Don Chaney

ATHLETIC TRAINER
Mike Shimensky

GAME-BY-GAME RESULTS

	OCTOBER (1-1)			
10/28/83	at Portland	L	93-107	0-1
10/29/83	**Denver**	**W**	**141-128**	**1-1**
	NOVEMBER (4-12)			
11/2/83	**L.A. Lakers**	**W**	**110-106**	**2-1**
11/4/83	**Seattle**	**W**	**121-97**	**3-1**
11/5/83	at Denver	L	121-127	3-2
11/8/83	at Washington	L	113-119	3-3
11/9/83	at Boston	L	122-129	3-4
11/11/83	at New York	L	95-116	3-5
11/13/83	at Philadelphia	L	*116-124	3-6
11/15/83	at Atlanta	L	102-107	3-7
11/17/83	**Milwaukee**	**W**	**141-122**	**4-7**
11/20/83	**Cleveland**	**W**	**99-97**	**5-7**
11/22/83	at Kansas City	L	99-118	5-8
11/23/83	at Denver	L	114-133	5-9
11/25/83	at San Antonio	L	120-133	5-10
11/26/83	New Jersey	L	102-104	5-11
11/29/83	at Seattle	L	114-119	5-12
11/30/83	Utah	L	115-117	5-13
	DECEMBER (6-8)			
12/2/83	**Golden State**	**W**	**109-108**	**6-13**
12/4/83	at L.A. Lakers	L	99-120	6-14
12/7/83	**San Antonio**	**W**	**106-102**	**7-14**
12/9/83	New York	L	92-111	7-15
12/10/83	at Phoenix	L	93-109	7-16
12/11/83	**Dallas**	**W**	**118-116**	**8-16**
12/14/83	at San Antonio	L	114-129	8-17
12/16/83	at L.A. Lakers	L	109-122	8-18
12/18/83	at Golden State	L	97-99	8-19
12/21/83	**Houston**	**W**	**128-97**	**9-19**
12/23/83	Phoenix	L	115-121	9-20
12/27/83	**at Houston**	**W**	**110-95**	**10-20**
12/28/83	at Dallas	L	92-109	10-21
12/30/83	**at Kansas City**	**W**	**99-96**	**11-21**
	JANUARY (4-8)			
1/4/84	**Kansas City**	**W**	**122-121**	**12-21**
1/6/84	Dallas	L	106-123	12-22
1/10/84	at Seattle	L	106-111	12-23
1/11/84	at Phoenix	L	104-129	12-24
1/13/84	Utah	L	119-122	12-25
1/15/84	at Kansas City	L	96-109	12-26
1/17/84	at Golden State	L	110-123	12-27
1/18/84	**Washington**	**W**	**110-101**	**13-27**
1/20/84	Seattle	L	108-110	13-28
1/24/84	**Portland**	**W**	**118-113**	**14-28**
1/26/84	**Phoenix**	**W**	**119-101**	**15-28**
1/31/84	at Indiana	L	97-111	15-29
	FEBRUARY (6-9)			
2/1/84	at New Jersey	L	106-111	15-30
2/3/84	at Detroit	L	111-126	15-31
2/4/84	at Cleveland	L	100-108	15-32
2/7/84	**at Utah (L)**	**W**	**109-103**	**16-32**
2/8/84	Portland	L	105-114	16-33
2/10/84	**Atlanta**	**W**	**113-101**	**17-33**
2/12/84	at Milwaukee	L	*100-107	17-34
2/14/84	at Chicago	L	99-112	17-35
2/16/84	Houston	L	100-111	17-36
2/18/84	L.A. Lakers	L	116-120	17-37
2/22/84	**Boston**	**W**	**114-107**	**18-37**
2/23/84	**at Golden State**	**W**	**108-103**	**19-37**
2/26/84	**at Seattle**	**W**	**101-93**	**20-37**
2/28/84	at Portland	L	99-117	20-38
2/29/84	**Phoenix**	**W**	**102-95**	**21-38**
	MARCH (7-9)			
3/2/84	Golden State	L	103-110	21-39
3/4/84	Philadelphia	L	122-127	21-40
3/7/84	**Indiana**	**W**	**114-110**	**22-40**
3/9/84	**Denver**	**W**	**134-126**	**23-40**
3/10/84	**Chicago**	**W**	**115-110**	**24-40**
3/13/84	at Houston	L	109-117	24-41
3/14/84	at Dallas	L	101-105	24-42
3/16/84	**Houston**	**W**	**128-118**	**25-42**
3/18/84	San Antonio	L	135-140	25-43
3/20/84	at Portland	L	105-106	25-44
3/21/84	Detroit	L	123-132	25-45
3/23/84	**Seattle**	**W**	**108-102**	**26-45**
3/25/84	at L.A. Lakers	L	102-114	26-46
3/27/84	at Phoenix	L	109-116	26-47
3/28/84	**L.A. Lakers**	**W**	**122-115**	**27-47**
3/30/84	**Golden State**	**W**	**124-112**	**28-47**
	APRIL (2-5)			
4/1/84	at Denver	L	103-129	28-48
4/4/84	Kansas City	L	116-121	28-49
4/6/84	**Portland**	**W**	**121-112**	**29-49**
4/7/84	at San Antonio	L	112-126	29-50
4/10/84	Dallas	L	114-116	29-51
4/12/84	at Utah	L	94-113	29-52
4/14/84	**Utah**	**W**	**146-128**	**30-52**

** Indicates overtime (0-2)*
***Bold** indicates wins*
(L) Indicates game played in Las Vegas

1982-83 SAN DIEGO CLIPPERS

PLAYER	G	Min.	FG	FGA	Pct.	3FG	3FGA	Pct.	FT	FTA	Pct.	--Rebounds-- Off.	Def.	Tot.	Ast.	PF	Dq.	STL	TO	Blk.	Pts.	AVG
Terry Cummings	70	2531	684	1309	.523	0	1	.000	292	412	.709	303	441	744	177	294	10	129	204	62	1660	23.7
Tom Chambers	79	2665	519	1099	.472	0	8	.000	353	488	.723	218	301	519	192	333	15	79	234	57	1391	17.6
Bill Walton	33	1099	200	379	.528	0	0	---	65	117	.556	75	248	323	120	113	0	34	105	119	465	14.1
Lionel Hollins	56	1844	313	717	.437	3	21	.143	129	179	.721	30	98	128	373	155	2	111	198	14	758	13.5
Michael Brooks	82	2457	402	830	.484	5	15	.333	193	277	.697	239	282	521	262	297	6	112	177	39	1002	12.2
Al Wood	76	1822	343	740	.464	15	50	.300	124	161	.770	96	140	236	134	188	5	55	111	36	825	10.9
Craig Hodges	76	2022	318	704	.452	20	90	.222	94	130	.723	53	69	122	275	192	3	82	161	4	750	9.9
Randy Smith	65	1264	244	499	.489	3	16	.188	101	117	.863	35	53	88	192	122	1	54	89	0	592	9.1
Jerome Whitehead	46	905	164	306	.536	0	0	---	72	87	.828	105	156	261	42	139	2	21	65	15	400	8.7
Lowes Moore	37	642	81	190	.426	6	23	.261	42	56	.750	15	40	55	73	72	1	22	46	1	210	5.7
Joe Cooper (SD)	13	275	31	59	.525	0	0	---	11	20	.550	36	35	71	15	39	0	8	23	19	73	5.6
Joe Cooper (TOT)	20	333	37	72	.514	0	0	---	16	29	.552	42	44	86	17	49	0	9	32	20	90	4.5
Richard Anderson	78	1274	174	431	.404	7	19	.368	48	69	.696	111	161	272	120	170	2	57	93	26	403	5.2
Hutch Jones	9	85	17	37	.459	0	0	---	6	6	1.000	10	7	17	4	14	0	3	6	0	40	4.4
Jim Brogan	58	466	91	213	.427	3	13	.231	34	43	.791	33	29	62	66	79	0	26	43	9	219	3.8
Bob Gross	27	373	35	82	.427	1	3	.333	12	19	.632	32	34	66	34	69	1	22	24	7	83	3.1
Swen Nater	7	51	6	20	.300	0	0	---	4	4	1.000	2	11	13	1	1	0	1	3	0	16	2.3
Robert Smith	5	43	2	13	.154	0	1	.000	7	8	.875	1	2	3	6	7	0	4	3	0	11	2.2
John Douglas	3	12	1	6	.167	1	2	.500	2	2	1.000	0	1	1	1	0	0	0	0	0	5	1.7

RECORD
25-57
Home 18-23, Road 7-34
6th place, Pacific Division

PLAYOFFS
None

CLIPPERS LEADERS
Scoring: Cummings (23.7)
Rebounding: Cummings (10.6)
Assists: Hollins (6.7)

HONORS
Terry Cummings
1983 Rookie of the Year
Rookie of the Month (11/82, 1/83, 2/83, 3/83)

HEAD COACH
Paul Silas

ASSISTANT COACH
Pete Babcock

ATHLETIC TRAINER
Mike Shimensky

GAME-BY-GAME RESULTS

OCTOBER (0-2)

10/29/82	Phoenix	L	99-113	0-1
10/31/82	Seattle	L	109-127	0-2

NOVEMBER (3-11)

11/2/82	at New Jersey	L	100-110	0-3
11/3/82	at Philadelphia	L	111-130	0-4
11/5/82	at Milwaukee	L	99-130	0-5
11/6/82	at Chicago	L	124-129	0-6
11/9/82	at Indiana	L	95-100	0-7
11/11/82	**San Antonio**	**W**	**109-105**	**1-7**
11/13/82	Kansas City	L	111-112	1-8
11/16/82	Denver	L	130-136	1-9
11/18/82	**Cleveland**	**W**	**107-98**	**2-9**
11/20/82	Washington	L	87-95	2-10
11/24/82	**New Jersey**	**W**	**114-109**	**3-10**
11/26/82	L.A. Lakers	L	115-117	3-11
11/27/82	at Denver	L	125-141	3-12
11/30/82	at Portland	L	114-121	3-13

DECEMBER (3-12)

12/1/82	at Seattle	L	110-131	3-14
12/3/82	Philadelphia	L	110-127	3-15
12/4/82	**at Phoenix**	**W**	**113-103**	**4-15**
12/7/82	at Golden State	L	114-121	4-16
12/10/82	at Kansas City	L	106-118	4-17
12/11/82	at Dallas	L	118-124	4-18
12/15/82	at Utah	L	113-119	4-19
12/16/82	Portland	L	103-111	4-20
12/18/82	Seattle	L	107-121	4-21
12/21/82	Dallas	L	118-121	4-22
12/23/82	L.A. Lakers	L	115-120	4-23
12/26/82	**Portland**	**W**	**112-105**	**5-23**
12/28/82	at Atlanta	L	113-123	5-24
12/29/82	at San Antonio	L	115-124	5-25
12/30/82	**at Houston**	**W**	**108-93**	**6-25**

JANUARY (8-7)

1/1/83	Detroit	L	105-117	6-26
1/5/83	**at Utah**	**W**	***122-115**	**7-26**
1/6/83	Houston	L	107-109	7-27
1/8/83	**Denver**	**W**	**122-120**	**8-27**
1/11/83	**at Houston**	**W**	**105-97**	**9-27**
1/12/83	at Dallas	L	110-112	9-28
1/14/83	**Kansas City**	**W**	**127-120**	**10-28**
1/15/83	at Phoenix	L	101-114	10-29
1/16/83	Utah	L	111-115	10-30
1/19/83	at L.A. Lakers	L	104-107	10-31
1/20/83	**Indiana**	**W**	**100-95**	**11-31**
1/22/83	**Golden State**	**W**	**99-89**	**12-31**
1/25/83	Milwaukee	L	102-115	12-32
1/27/83	**Atlanta**	**W**	**110-100**	**13-32**
1/29/83	**at New York**	**W**	**106-97**	**14-32**

FEBRUARY (6-6)

2/2/83	at Boston	L	110-120	14-33
2/3/83	**at Detroit**	**W**	**115-108**	**15-33**
2/4/83	at Washington	L	93-100	15-34
2/6/83	at Cleveland	L	107-110	15-35
2/8/83	**Denver**	**W**	**125-98**	**16-35**
2/10/83	**Phoenix**	**W**	**101-100**	**17-35**
2/15/83	at Portland	L	106-115	17-36
2/17/83	**at Golden State**	**W**	**112-102**	**18-36**
2/20/83	**Utah**	**W**	**107-97**	**19-36**
2/22/83	at Seattle	L	101-117	19-37
2/24/83	**Boston**	**W**	**122-107**	**20-37**
2/26/83	at Houston	L	108-120	20-38

MARCH (5-10)

3/1/83	at Utah	L	105-127	20-39
3/2/83	Portland	L	102-104	20-40
3/4/83	San Antonio	L	99-107	20-41
3/6/83	at Kansas City	L	105-144	20-42
3/9/83	at L.A. Lakers	L	114-119	20-43
3/11/83	**Chicago**	**W**	****130-123**	**21-43**
3/13/83	at Dallas	L	102-111	21-44
3/15/83	at San Antonio	L	109-130	21-45
3/17/83	San Antonio	L	101-111	21-46
3/19/83	**L.A. Lakers**	**W**	**107-99**	**22-46**
3/22/83	**Houston**	**W**	**128-98**	**23-46**
3/24/83	Dallas	L	113-118	23-47
3/26/83	**Golden State**	**W**	***121-117**	**24-47**
3/29/83	at L.A. Lakers	L	109-127	24-48
3/30/83	**New York**	**W**	**103-97**	**25-48**

APRIL (0-9)

4/1/83	Kansas City	L	119-135	25-49
4/2/83	at Denver	L	99-107	25-50
4/5/83	Seattle	L	**109-115	25-51
4/7/83	at Seattle	L	96-102	25-52
4/10/83	at Golden State	L	93-102	25-53
4/13/83	Golden State	L	92-113	25-54
4/14/83	at Portland	L	83-120	25-55
4/15/83	Phoenix	L	101-113	25-56
4/17/83	at Phoenix	L	101-110	25-57

** Indicates overtime (2-0)*
*** Indicates double overtime (1-1)*
***Bold** indicates wins*

1981-82 SAN DIEGO CLIPPERS

PLAYER	G	Min.	FG	FGA	Pct.	3FG	3FGA	Pct.	FT	FTA	Pct.	--Rebounds-- Off.	Def.	Tot.	Ast.	PF	Dq.	STL	TO	Blk.	Pts.	AVG
Tom Chambers	81	2682	554	1056	.525	0	2	.000	284	458	.620	211	350	561	146	341	17	58	220	46	1392	17.2
Freeman Williams	37	808	234	513	.456	24	74	.324	118	140	.843	21	29	50	67	85	1	23	89	0	610	16.5
Michael Brooks	82	2750	537	1066	.504	0	7	.000	202	267	.757	207	417	624	236	285	7	113	197	39	1276	15.6
Jerome Whitehead	72	2214	406	726	.559	0	0	---	184	241	.763	231	433	664	102	290	16	48	141	44	996	13.8
Phil Smith	48	1446	253	575	.440	5	24	.208	123	168	.732	34	83	117	233	151	0	45	116	19	634	13.2
Charlie Criss (SD)	28	840	138	288	.479	8	21	.381	76	86	.884	7	37	44	112	56	0	21	52	4	360	12.9
Charlie Criss (TOT)	55	1392	222	498	.446	10	29	.345	141	159	.887	13	69	82	187	96	0	44	82	6	595	10.8
Al Wood (SD)	29	692	143	276	.518	3	18	.167	73	91	.802	29	61	90	47	74	4	22	60	8	362	12.5
Al Wood (TOT)	48	930	179	381	.470	3	24	.125	93	119	.782	51	83	134	58	108	4	31	71	9	454	9.5
Swen Nater	21	575	101	175	.577	1	1	1.000	59	79	.747	46	146	192	30	64	1	6	48	9	262	12.5
Joe Bryant	75	1988	341	701	.486	8	30	.267	194	247	.785	79	195	274	189	250	1	78	183	29	884	11.8
Brian Taylor	41	1274	165	328	.503	23	63	.365	90	110	.818	26	70	96	229	113	1	47	82	9	443	10.8
Michael Wiley	61	1013	203	359	.565	0	5	.000	98	141	.695	67	115	182	52	127	1	40	71	16	504	8.3
John Douglas	64	1031	181	389	.465	18	59	.305	67	102	.657	27	63	90	146	147	2	48	92	9	447	7.0
Jim Brogan	63	1027	165	364	.453	9	32	.281	61	84	.726	61	59	120	156	123	2	49	83	13	400	6.3
Armond Hill (SD)	19	480	34	89	.382	0	2	.000	22	32	.688	6	21	27	81	51	0	16	52	3	90	4.7
Armond Hill (TOT)	40	723	53	126	.421	0	2	.000	39	55	.709	12	40	52	106	88	0	21	66	5	145	3.6
Ron Davis	7	67	10	25	.400	0	0	---	3	6	.500	7	6	13	4	8	0	0	5	0	23	3.3
Jim Smith	72	858	86	169	.509	0	0	---	39	85	.459	72	110	182	46	185	5	22	47	51	211	2.9
Rock Lee	2	10	1	2	.500	0	0	---	0	4	.000	0	1	1	2	3	0	0	0	0	2	1.0

RECORD
17-65
Home 11-30, Road 6-35
6th place, Pacific Division

PLAYOFFS
None

CLIPPERS LEADERS
Scoring: Chambers (17.2)
Rebounding: Whitehead (9.2)
Assists: Brooks (2.9)

HONORS
Tom Chambers
Rookie of the Month (1/82)

HEAD COACH
Paul Silas

ASSISTANT COACHES
Pete Babcock
Bill Westphal

ATHLETIC TRAINER
Mike Shimensky

GAME-BY-GAME RESULTS

	OCTOBER (1-0)			
10/31/81	**Houston**	**W**	**125-110**	**1-0**
	NOVEMBER (3-10)			
11/4/81	at Kansas City	L	128-129	1-1
11/6/81	at Chicago	L	93-114	1-2
11/7/81	at Milwaukee	L	102-105	1-3
11/10/81	Utah	L	97-106	1-4
11/12/81	**Portland**	**W**	**122-115**	**2-4**
11/14/81	Indiana	L	114-123	2-5
11/18/81	at Denver	L	128-133	2-6
11/19/81	Golden State	L	100-105	2-7
11/21/81	L.A. Lakers	L	117-119	2-8
11/24/81	Chicago	L	102-109	2-9
11/25/81	at Utah	L	100-102	2-10
11/27/81	**at L.A. Lakers**	**W**	**138-129**	**3-10**
11/28/81	**Seattle**	**W**	**122-120**	**4-10**
	DECEMBER (3-11)			
12/1/81	at Phoenix	L	94-117	4-11
12/3/81	**Dallas**	**W**	**113-111**	**5-11**
12/5/81	at Golden State	L	113-138	5-12
12/8/81	**Phoenix**	**W**	**121-110**	**6-12**
12/11/81	Washington	L	102-106	6-13
12/13/81	at Seattle	L	74-98	6-14
12/15/81	at Portland	L	101-118	6-15
12/17/81	Seattle	L	92-106	6-16
12/19/81	L.A. Lakers	L	100-106	6-17
12/23/81	San Antonio	L	109-114	6-18
12/26/81	Portland	L	116-128	6-19
12/27/81	at L.A. Lakers	L	117-139	6-20
12/29/81	at San Antonio	L	107-119	6-21
12/30/81	**at Atlanta**	**W**	**94-91**	**7-21**
	JANUARY (6-9)			
1/2/82	Houston	L	101-108	7-22
1/5/82	**Kansas City**	**W**	**112-104**	**8-22**
1/6/82	at Denver	L	114-136	8-23
1/7/82	Dallas	L	112-113	8-24
1/9/82	**Utah**	**W**	**125-118**	**9-24**
1/12/82	at Houston	L	106-107	9-25
1/13/82	**at Dallas**	**W**	**105-102**	**10-25**
1/15/82	**Cleveland**	**W**	**117-108**	**11-25**
1/16/82	at Phoenix	L	87-106	11-26
1/17/82	Denver	L	131-138	11-27
1/20/82	**at Golden State**	**W**	**108-99**	**12-27**
1/21/82	Detroit	L	110-120	12-28
1/23/82	New Jersey	L	109-113	12-29
1/27/82	**Phoenix**	**W**	**99-92**	**13-29**
1/29/82	at Portland	L	93-96	13-30
	FEBRUARY (2-12)			
2/2/82	at Houston	L	106-122	13-31
2/3/82	**at Dallas**	**W**	**113-106**	**14-31**
2/5/82	New York	L	85-90	14-32
2/7/82	at Seattle	L	97-99	14-33
2/9/82	Houston	L	121-129	14-34
2/12/82	Boston	L	116-129	14-35
2/13/82	at Denver	L	129-146	14-36
2/16/82	Atlanta	L	91-102	14-37
2/18/82	at Indiana	L	114-119	14-38
2/19/82	at Kansas City	L	97-113	14-39
2/20/82	**at San Antonio**	**W**	**118-101**	**15-39**
2/23/82	Philadelphia	L	101-115	15-40
2/26/82	at Boston	L	110-122	15-41
2/28/82	at New Jersey	L	95-110	15-42
	MARCH (1-15)			
3/2/82	at New York	L	101-108	15-43
3/3/82	at Philadelphia	L	107-125	15-44
3/5/82	Golden State	L	*116-117	15-45
3/7/82	at Seattle	L	106-144	15-46
3/9/82	**San Antonio**	**W**	**138-127**	**16-46**
3/11/82	Kansas City	L	107-113	16-47
3/13/82	Dallas	L	118-126	16-48
3/16/82	at Detroit	L	110-114	16-49
3/17/82	at Cleveland	L	*107-113	16-50
3/19/82	at Washington	L	98-108	16-51
3/21/82	at Kansas City	L	97-118	16-52
3/23/82	at San Antonio	L	98-106	16-53
3/25/82	Denver	L	117-129	16-54
3/27/82	Milwaukee	L	99-128	16-55
3/30/82	at L.A. Lakers	L	120-143	16-56
3/31/82	at Phoenix	L	106-127	16-57
	APRIL (1-8)			
4/1/82	L.A. Lakers	L	100-117	16-58
4/3/82	Utah	L	124-133	16-59
4/6/82	Golden State	L	96-110	16-60
4/8/92	Seattle	L	*115-117	16-61
4/9/82	at Portland	L	104-124	16-62
4/10/82	at Golden State	L	119-132	16-63
4/12/82	at Utah	L	107-112	16-64
4/13/82	Phoenix	L	94-105	16-65
4/15/82	**Portland**	**W**	**129-123**	**17-65**

** Indicates overtime (0-3)*
***Bold** indicates wins*

Clippers www.clippers.com Clippers

1980-81 SAN DIEGO CLIPPERS

PLAYER	G	Min.	FG	FGA	Pct.	3FG	3FGA	Pct.	FT	FTA	Pct.	--Rebounds-- Off.	Def.	Tot.	Ast.	PF	Dq.	STL	TO	Blk.	Pts.	AVG
Freeman Williams	82	1976	642	1381	.465	48	141	.340	253	297	.852	75	54	129	164	157	0	91	166	5	1585	19.3
Phil Smith	76	2378	519	1057	.491	4	18	.222	237	313	.757	49	107	156	372	231	1	84	176	18	1279	16.8
Swen Nater	82	2809	517	935	.553	0	0	---	244	307	.795	295	722	1017	199	295	8	49	211	46	1278	15.6
Michael Brooks	82	2479	488	1018	.479	0	6	.000	226	320	.706	210	232	442	208	234	2	99	163	31	1202	14.7
Joe Bryant	82	2359	379	791	.479	2	15	.133	193	244	.791	146	294	440	189	264	4	72	176	34	953	11.6
Brian Taylor	80	2312	310	591	.525	44	115	.383	146	185	.789	58	93	151	440	212	0	118	111	23	810	10.1
Sidney Wicks	49	1083	125	286	.437	0	1	.000	76	150	.507	79	144	223	111	168	3	40	94	40	326	6.7
Ron Davis	64	817	139	314	.443	2	8	.250	94	158	.595	47	72	119	47	98	0	36	61	11	374	5.8
Gar Heard	78	1631	149	396	.376	0	7	.000	79	101	.782	120	228	348	122	196	0	104	81	72	377	4.8
Henry Bibby	73	1112	118	306	.386	32	95	.337	67	98	.684	25	49	74	200	85	0	47	76	2	335	4.6
Jerome Whitehead (SD)	38	562	66	139	.475	0	1	.000	23	45	.511	48	135	183	24	100	2	15	45	8	155	4.1
Jerome Whitehead (TOT)	48	688	83	180	.461	0	1	.000	28	56	.500	58	156	214	26	122	2	20	56	9	194	4.0
Wally Rank	25	153	21	57	.368	0	0	---	13	28	.464	17	13	30	17	33	1	7	26	1	55	2.2
Tony Price	5	29	2	7	.286	0	0	---	0	0	---	0	0	0	3	3	0	2	2	1	4	0.8
Stan Pietkiewicz	6	30	2	5	.400	0	0	---	0	0	---	0	1	1	2	2	0	0	5	0	4	0.7

RECORD
36-46
Home 22-19, Road 14-27
5th place, Pacific Division

PLAYOFFS
None

CLIPPERS LEADERS
Scoring: Williams (19.3)
Rebounding: Nater (12.4)
Assists: Taylor (5.5)

HONORS
Freeman Williams
Player of the Month (12/80)
Brian Taylor
1981 NBA 3-Point Title

HEAD COACH
Paul Silas

ASSISTANT COACHES
Pete Babcock
Bill Westphal

ATHLETIC TRAINER
Larry Roberts

GAME-BY-GAME RESULTS

	OCTOBER (3-7)			
10/10/80	**Houston**	**W**	**120-104**	**1-0**
10/11/80	at Golden State	L	91-104	1-1
10/17/80	Denver	L	116-129	1-2
10/19/80	Phoenix	L	84-102	1-3
10/21/80	at San Antonio	L	120-123	1-4
10/24/80	**Utah**	**W**	**103-100**	**2-4**
10/25/80	San Antonio	L	98-116	2-5
10/28/80	L.A. Lakers	L	101-131	2-6
10/29/80	at Phoenix	L	89-105	2-7
10/31/80	**Golden State**	**W**	**120-104**	**3-7**
	NOVEMBER (7-9)			
11/4/80	**at Dallas**	**W**	**116-102**	**4-7**
11/5/80	**at Houston**	**W**	**111-104**	**5-7**
11/7/80	at Seattle	L	94-113	5-8
11/8/80	**at Portland**	**W**	***110-106**	**6-8**
11/11/80	Phoenix	L	107-109	6-9
11/13/80	San Antonio	L	107-113	6-10
11/14/80	at L.A. Lakers	L	100-113	6-11
11/15/80	Kansas City	L	94-96	6-12
11/18/80	at Cleveland	L	94-104	6-13
11/20/80	at Detroit	L	90-97	6-14
11/21/80	at Washington	L	90-102	6-15
11/23/80	**Seattle**	**W**	**110-99**	**7-15**
11/25/80	**Denver**	**W**	**108-94**	**8-15**
11/26/80	at Denver	L	109-113	8-16
11/28/80	**at Seattle**	**W**	**93-92**	**9-16**
11/30/80	**Golden State**	**W**	**120-100**	**10-16**
	DECEMBER (8-5)			
12/3/80	**at L.A. Lakers**	**W**	**120-114**	**11-16**
12/4/80	Portland	L	100-103	11-17
12/7/80	**New Jersey**	**W**	**98-95**	**12-17**
12/9/80	at Atlanta	L	87-114	12-18
12/10/80	at Kansas City	L	100-112	12-19
12/12/80	at Dallas	L	*109-112	12-20
12/14/80	**Seattle**	**W**	**91-81**	**13-20**
12/16/80	**L.A. Lakers**	**W**	**97-92**	**14-20**
12/18/80	**Dallas**	**W**	**102-92**	**15-20**
12/20/80	**at Utah**	**W**	**103-91**	**16-20**
12/21/80	**Detroit**	**W**	**117-97**	**17-20**
12/27/80	**Indiana**	**W**	**121-109**	**18-20**
12/30/80	at Houston	L	98-104	18-21
	JANUARY (5-9)			
1/1/81	Boston	L	85-88	18-22
1/3/81	at Indiana	L	104-128	18-23
1/4/81	at Milwaukee	L	95-128	18-24
1/6/81	at Chicago	L	93-108	18-25
1/9/81	Denver	L	116-130	18-26
1/11/81	**at Kansas City**	**W**	**115-105**	**19-26**
1/14/81	**Atlanta**	**W**	**106-85**	**20-26**
1/16/81	at Utah	L	109-112	20-27
1/18/81	**Dallas**	**W**	**115-109**	**21-27**
1/21/81	**at Denver**	**W**	**125-116**	**22-27**
1/22/81	New York	L	93-100	22-28
1/24/81	Milwaukee	L	117-121	22-29
1/27/81	**Kansas City**	**W**	**119-114**	**23-29**
1/29/81	Portland	L	106-108	23-30
	FEBRUARY (7-6)			
2/3/81	at New York	L	98-101	23-31
2/4/81	**at New Jersey**	**W**	**110-102**	**24-31**
2/6/81	at Philadelphia	L	113-129	24-32
2/8/81	at Boston	L	107-123	24-33
2/10/81	Phoenix	L	93-107	24-34
2/13/81	at Phoenix	L	94-110	24-35
2/17/81	**Chicago**	**W**	**128-95**	**25-35**
2/19/81	**Houston**	**W**	**116-99**	**26-35**
2/20/81	**at Golden State**	**W**	**115-114**	**27-35**
2/22/81	**Utah**	**W**	**108-93**	**28-35**
2/24/81	**at Portland**	**W**	**121-107**	**29-35**
2/25/81	Philadelphia	L	95-107	29-36
2/28/81	**at Houston**	**W**	**104-103**	**30-36**
	MARCH (6-10)			
3/1/81	at Dallas	L	91-99	30-37
3/4/81	Washington	L	103-115	30-38
3/6/81	**Cleveland**	**W**	**140-125**	**31-38**
3/7/81	at Utah	L	94-97	31-39
3/8/81	**at Seattle**	**W**	**103-92**	**32-39**
3/10/81	Kansas City	L	100-107	32-40
3/12/81	L.A. Lakers	L	116-122	32-41
3/14/81	**San Antonio**	**W**	**126-118**	**33-41**
3/15/81	**at L.A. Lakers**	**W**	**122-118**	**34-41**
3/17/81	at Portland	L	112-127	34-42
3/19/81	**Golden State**	**W**	**139-113**	**35-42**
3/22/81	at San Antonio	L	99-107	35-43
3/24/81	**Seattle**	**W**	**111-106**	**36-43**
3/25/81	at Golden State	L	114-120	36-44
3/27/81	at Phoenix	L	100-124	36-45
3/29/81	Portland	L	129-144	36-46

** Indicates overtime (1-1)*
***Bold** indicates wins*

1979-80 SAN DIEGO CLIPPERS

PLAYER	G	Min.	FG	FGA	Pct.	3FG	3FGA	Pct.	FT	FTA	Pct.	--Rebounds-- Off.	Def.	Tot.	Ast.	PF	Dq.	STL	TO	Blk.	Pts.	AVG
World B. Free	68	2585	737	1556	.474	9	25	.360	572	760	.753	129	109	238	283	195	0	81	228	32	2055	30.2
Freeman Williams	82	2118	645	1343	.480	42	128	.328	194	238	.815	103	89	192	166	145	0	72	171	9	1526	18.6
Bill Walton	14	337	81	161	.503	0	0	---	32	54	.593	28	98	126	34	37	0	8	37	38	194	13.9
Brian Taylor	78	2754	418	895	.467	90	239	.377	130	162	.802	76	112	188	335	246	6	147	141	25	1056	13.5
Swen Nater	81	2860	443	799	.554	0	2	.000	196	273	.718	352	864	1216	233	259	3	45	257	37	1082	13.4
Bobby Smith (SD)	70	1988	352	819	.430	22	76	.289	93	107	.869	92	153	245	93	188	4	59	72	15	819	11.7
Bobby Smith (TOT)	78	2123	385	891	.432	23	81	.284	100	115	.870	94	165	259	100	209	4	62	81	17	893	11.4
Joe Bryant	81	2328	294	682	.431	5	34	.147	161	217	.742	171	345	516	144	258	4	102	170	39	754	9.3
Sidney Wicks	71	2146	210	496	.423	0	1	.000	83	152	.546	138	271	409	213	241	5	76	167	52	503	7.1
Nick Weatherspoon	57	1124	164	378	.434	0	0	---	63	91	.692	83	125	208	54	136	1	34	86	17	391	6.9
Stan Pietkiewicz	50	577	91	179	.508	9	36	.250	37	46	.804	26	19	45	94	52	1	25	51	4	228	4.6
Bob Carrington	10	134	15	37	.405	0	2	.000	6	8	.750	6	7	13	3	18	0	4	5	1	36	3.6
Jerome Whitehead	18	225	27	45	.600	0	0	---	5	18	.278	29	41	70	6	32	0	1	8	6	59	3.3
Marvin Barnes	20	287	24	60	.400	0	0	---	16	32	.500	34	43	77	18	52	0	5	18	12	64	3.2
Steve Malovic	28	277	23	42	.548	0	0	---	7	9	.778	27	31	58	12	35	0	5	14	1	53	1.9
John Olive	1	15	0	2	.000	0	0	---	0	0	---	0	1	1	0	2	0	0	2	0	0	0.0

RECORD
35-47
Home 24-17, Road 11-30
5th place, Pacific Division

PLAYOFFS
None

CLIPPERS LEADERS
Scoring: Free (30.2)
Rebounding: Nater (15.0)
Assists: Taylor (4.3)

HONORS
World B. Free
1980 All-Star Game
Swen Nater
1980 NBA Rebounding Title
Player of the Week (12/23/79)
Brian Taylor
1980 NBA 3-Point Title

HEAD COACH
Gene Shue

ASSISTANT COACH
Bob Weiss

ATHLETIC TRAINER
Larry Roberts

GAME-BY-GAME RESULTS

OCTOBER (4-7)

10/12/79	L.A. Lakers	L	102-103	0-1
10/14/79	**Seattle**	**W**	**98-93**	**1-1**
10/16/79	at Portland	L	81-88	1-2
10/18/79	**Chicago**	**W**	**111-107**	**2-2**
10/19/79	at Seattle	L	98-106	2-3
10/22/79	at Utah	L	109-110	2-4
10/23/79	**Denver**	**W**	**132-127**	**3-4**
10/25/79	Milwaukee	L	115-118	3-5
10/27/79	**Seattle**	**W**	**110-105**	**4-5**
10/28/79	Kansas City	L	101-106	4-6
10/31/79	San Antonio	L	123-130	4-7

NOVEMBER (7-8)

11/2/79	Portland	L	102-123	4-8
11/3/79	**Utah**	**W**	**126-109**	**5-8**
11/6/79	at L.A. Lakers	L	112-127	5-9
11/7/79	**at Phoenix**	**W**	**114-102**	**6-9**
11/9/79	at Chicago	L	92-107	6-10
11/10/79	at Milwaukee	L	104-133	6-11
11/13/79	L.A. Lakers	L	91-137	6-12
11/16/79	**Indiana**	**W**	**105-97**	**7-12**
11/18/79	**Milwaukee**	**W**	**112-96**	**8-12**
11/20/79	**Phoenix**	**W**	**117-110**	**9-12**
11/21/79	at Denver	L	84-105	9-13
11/23/79	Kansas City	L	91-107	9-14
11/27/79	**Chicago**	**W**	**128-103**	**10-14**
11/28/79	**at Golden State**	**W**	**114-108**	**11-14**
11/30/79	at Philadelphia	L	101-104	11-15

DECEMBER (9-6)

12/1/79	at Atlanta	L	96-106	11-16
12/4/79	at Cleveland	L	112-115	11-17
12/6/79	**Golden State**	**W**	**105-103**	**12-17**
12/7/79	**at L.A. Lakers**	**W**	**116-108**	**13-17**
12/9/79	**at Portland**	**W**	**98-96**	**14-17**
12/12/79	Houston	L	107-118	14-18
12/14/79	**Denver**	**W**	**112-108**	**15-18**
12/16/79	**Detroit**	**W**	**133-126**	**16-18**
12/18/79	at Kansas City	L	96-110	16-19
12/20/79	**New York**	**W**	**128-118**	**17-19**
12/21/79	**at Utah**	**W**	**110-98**	**18-19**
12/23/79	**Utah**	**W**	***124-118**	**19-19**
12/26/79	at Seattle	L	104-124	19-20
12/27/79	Boston	L	97-118	19-21
12/29/79	**at Washington**	**W**	**93-90**	**20-21**

JANUARY (8-8)

1/2/80	**at New Jersey**	**W**	**103-97**	**21-21**
1/3/80	at New York	L	101-138	21-22
1/4/80	at Chicago	L	118-121	21-23
1/6/80	**Seattle**	**W**	**105-103**	**22-23**
1/8/80	**at Kansas City**	**W**	**124-116**	**23-23**
1/9/80	**at Milwaukee**	**W**	**111-107**	**24-23**
1/11/80	**Golden State**	**W**	**116-112**	**25-23**
1/12/80	**Utah**	**W**	**119-102**	**26-23**
1/16/80	**Atlanta**	**W**	**111-108**	**27-23**
1/18/80	at Golden State	L	91-92	27-24
1/19/80	at Phoenix	L	123-137	27-25
1/22/80	at San Antonio	L	109-129	27-26
1/23/80	at Houston	L	**110-111	27-27
1/25/80	at Indiana	L	117-139	27-28
1/27/80	at Boston	L	108-131	27-29
1/29/80	**Phoenix**	**W**	**133-121**	**28-29**

FEBRUARY (3-8)

2/6/80	at Golden State	L	92-117	28-30
2/8/80	**Portland**	**W**	**118-104**	**29-30**
2/9/80	at Denver	L	104-123	29-31
2/13/80	Washington	L	103-108	29-32
2/17/80	Kansas City	L	107-108	29-33
2/19/80	New Jersey	L	113-123	29-34
2/21/80	**Philadelphia**	**W**	**104-99**	**30-34**
2/24/80	at Chicago	L	102-110	30-35
2/26/80	at Milwaukee	L	88-122	30-36
2/27/80	**at Detroit**	**W**	**129-113**	**31-36**
2/29/80	at Kansas City(SL)	L	93-98	31-37

MARCH (4-10)

3/2/80	Milwaukee	L	98-101	31-38
3/4/80	**Cleveland**	**W**	**116-105**	**32-38**
3/8/80	**at Utah**	**W**	**113-98**	**33-38**
3/9/80	Golden State	L	107-125	33-39
3/11/80	L.A. Lakers	L	106-123	33-40
3/13/80	**Denver**	**W**	**116-102**	**34-40**
3/15/80	**Phoenix**	**W**	**120-109**	**35-40**
3/16/80	at Denver	L	107-127	35-41
3/18/80	Chicago	L	101-115	35-42
3/21/80	at Seattle	L	104-107	35-43
3/23/80	at Portland	L	91-98	35-44
3/27/80	Portland	L	93-96	35-45
3/28/80	at L.A. Lakers	L	88-126	35-46
3/30/80	at Phoenix	L	104-122	35-47

** Indicates overtime (1-0)*
*** Indicates double overtime (0-1)*
***Bold** indicates wins*
(SL) Indicates game played in St. Louis

1978-79 SAN DIEGO CLIPPERS

PLAYER	G	Min.	FG	FGA	Pct.	FT	FTA	Pct.	--Rebounds-- Off.	Def.	Tot.	Ast.	PF	Dq.	Stl.	TO	Blk.	Pts.	Avg.
World B. Free	78	2954	795	1653	.481	654	865	.756	127	174	301	340	253	8	111	297	35	2244	28.8
Randy Smith	82	3111	693	1523	.455	292	359	.813	102	193	295	395	177	1	177	255	5	1678	20.5
Nick Weatherspoon	82	2642	479	998	.480	176	238	.739	179	275	454	135	287	6	80	184	37	1134	13.8
Kermit Washington	82	2764	350	623	.562	227	330	.688	296	504	800	125	317	11	85	185	121	927	11.3
Swen Nater	79	2006	357	627	.569	132	165	.800	218	483	701	140	244	6	38	170	29	846	10.7
Freeman Williams	72	1195	335	683	.490	76	98	.776	48	50	98	83	88	0	42	99	2	746	10.4
Sidney Wicks	79	2022	312	676	.462	147	226	.650	159	246	405	126	274	4	70	180	36	771	9.8
Connie Norman	22	323	71	165	.430	19	23	.826	13	19	32	24	35	0	10	22	3	161	7.3
Kevin Kunnert	81	1684	234	501	.467	56	85	.659	202	367	569	113	309	7	45	141	118	524	6.5
Brian Taylor	20	212	30	83	.361	16	18	.889	13	13	26	20	34	0	24	17	0	76	3.8
Bob Bigelow	29	413	36	90	.400	13	21	.619	15	31	46	25	37	0	12	18	2	85	2.9
John Olive	34	189	13	40	.325	18	23	.783	3	16	19	3	32	0	4	13	0	44	1.3
Jerome Whitehead	31	152	15	34	.441	8	18	.444	16	34	50	7	29	0	3	11	4	38	1.2
Stan Pietkiewicz	4	32	1	8	.125	2	2	1.000	0	6	6	3	5	0	1	1	0	4	1.0
Scott Lloyd	5	31	0	2	.000	0	0	---	1	2	3	0	6	0	1	8	0	0	0.0

RECORD
43-39
Home 29-12, Road 14-27
5th place, Pacific Division

PLAYOFFS
None

CLIPPERS LEADERS
Scoring: Free (28.8)
Rebounding: Washington (9.8)
Assists: Smith (4.8)

HONORS
World B. Free
All-NBA Second Team

HEAD COACH
Gene Shue

ASSISTANT COACH
Bob Weiss

ATHLETIC TRAINER
Larry Roberts

GAME-BY-GAME RESULTS

OCTOBER (5-6)

10/13/78	at Phoenix	L	114-128	0- 1
10/14/78	at Golden State	L	89-117	0- 2
10/15/78	Denver	L	94- 98	0- 3
10/17/78	**Chicago**	**W**	**99-94**	**1- 3**
10/18/78	San Antonio	L	125-127	1- 4
10/20/78	**at Chicago**	**W**	**110- 94**	**2- 4**
10/21/78	at Indiana	L	119-125	2- 5
10/24/78	**L.A. Lakers**	**W**	**124-123**	**3- 5**
10/25/78	**Milwaukee**	**W**	**125-116**	**4- 5**
10/27/78	at L.A. Lakers	L	101-113	4- 6
10/29/78	**Seattle**	**W**	**103-100**	**5- 6**

NOVEMBER (6-9)

11/2/78	New York	L	122-127	5- 7
11/3/78	at Portland	L	98-119	5- 8
11/4/78	Cleveland	L	106-112	5- 9
11/7/78	**at New Orleans**	**W**	**121-115**	**6- 9**
11/8/78	at San Antonio	L	125-163	6-10
11/9/78	at Atlanta	L	101-125	6-11
11/11/78	at Houston	L	123-136	6-12
11/14/78	**Indiana**	**W**	**109-106**	**7-12**
11/16/78	**Golden State**	**W**	**112-109**	**8-12**
11/18/78	**New Orleans**	**W**	**114-111**	**9-12**
11/21/78	Atlanta	L	107-113	9-13
11/24/78	at Philadelphia	L	120-134	9-14
11/25/78	**at Kansas City**	**W**	**87-86**	**10-14**
11/26/78	**Boston**	**W**	**105-103**	**11-14**
11/30/78	Houston	L	104-113	11-15

DECEMBER (7-6)

12/2/78	Detroit	L	113-120	11-16
12/6/78	at Boston	L	111-117	11-17
12/9/78	at New Jersey	L	120-125	11-18
12/10/78	**at Milwaukee**	**W**	**107-106**	**12-18**
12/12/78	**at New York**	**W**	**105-103**	**13-18**
12/13/78	at Washington	L	117-134	13-19
12/17/78	**Phoenix**	**W**	**116-110**	**14-19**
12/19/78	Philadelphia	L	113-124	14-20
12/25/78	**at Seattle**	**W**	**123-118**	**15-20**
12/26/78	**Chicago**	**W**	**115-109**	**16-20**
12/28/78	at Cleveland	L	114-116	16-21
12/29/78	**at Detroit**	**W**	**111-107**	**17-21**
12/30/78	**at Indiana**	**W**	**114-111**	**18-21**

JANUARY (8-6)

1/2/79	**Detroit**	**W**	**137-119**	**19-21**
1/4/79	at Kansas City	L	99-108	19-22
1/6/79	at Milwaukee	L	93-104	19-23
1/9/79	**at New Orleans**	**W**	**114-107**	**20-23**
1/11/79	at San Antonio	L	111-140	20-24
1/13/79	at Atlanta	L	119-124	20-25
1/14/79	at Washington	L	91-125	20-26
1/17/79	**L.A. Lakers**	**W**	**119-117**	**21-26**
1/24/79	**Portland**	**W**	**122-121**	**22-26**
1/26/79	**at Chicago**	**W**	**107- 91**	**23-26**
1/27/79	**at Cleveland**	**W**	**111-110**	**24-26**
1/28/79	at Detroit	L	118-128	24-27
1/30/79	**Milwaukee**	**W**	**117-113**	**25-27**
1/31/79	**New Jersey**	**W**	**112-104**	**26-27**

FEBRUARY (8-4)

2/2/79	**Denver**	**W**	**124-100**	**27-27**
2/7/79	San Antonio	L	113-126	27-28
2/9/79	at Philadelphia	L	106-117	27-29
2/11/79	at New Jersey	L	98-104	27-30
2/13/79	Washington	L	**136-138	27-31
2/15/79	**New Orleans**	**W**	**122-112**	**28-31**
2/16/79	**at Denver**	**W**	**118-104**	**29-31**
2/18/79	**Atlanta**	**W**	**116-101**	**30-31**
2/23/79	**Philadelphia**	**W**	**117-116**	**31-31**
2/25/79	**Boston**	**W**	**131-116**	**32-31**
2/27/79	**Indiana**	**W**	**124-107**	**33-31**
2/28/79	**Kansas City**	**W**	**122-120**	**34-31**

MARCH (7-6)

3/2/79	**at Boston**	**W**	**106-99**	**35-31**
3/3/79	at New York	L	108-111	35-32
3/7/79	**Houston**	**W**	**138-115**	**36-32**
3/10/79	**Cleveland**	**W**	**121-115**	**37-32**
3/14/79	**Portland**	**W**	**110-105**	**38-32**
3/17/79	**Golden State**	**W**	**107-102**	**39-32**
3/18/79	**New Jersey**	**W**	**110- 98**	**40-32**
3/20/79	at Portland	L	109-115	40-33
3/21/79	**at Golden State**	**W**	**106-103**	**41-33**
3/23/79	at L.A. Lakers	L	119-156	41-34
3/27/79	at Seattle	L	109-115	41-35
3/29/79	Kansas City	L	111-116	41-36
3/30/79	at Denver	L	121-130	41-37

APRIL (2-2)

4/1/79	**New York**	**W**	**126-116**	**42-37**
4/4/79	Seattle	L	107-115	42-38
4/6/79	at Phoenix	L	117-118	42-39
4/7/79	**Phoenix**	**W**	**120-116**	**43-39**

*** Indicates double overtime (0-1)*
***Bold** indicates wins*

1977-78 BUFFALO BRAVES

PLAYER	G	Min.	FG	FGA	Pct.	FT	FTA	Pct.	--Rebounds-- Off.	Def.	Tot.	Ast.	PF	Dq.	Stl.	TO	Blk.	Pts.	Avg.
Randy Smith	82	3314	789	1697	.465	443	554	.800	110	200	310	458	224	2	172	286	11	2021	24.6
Billy Knight	53	2155	457	926	.494	301	372	.809	126	257	383	161	137	0	82	167	13	1215	22.9
Swen Nater	78	2778	501	994	.504	208	272	.765	278	751	1029	216	274	3	40	225	47	1210	15.5
John Shumate	18	590	75	151	.497	74	99	.747	32	96	128	58	58	1	14	46	9	224	12.4
Larry McNeill (BB)	37	873	156	338	.462	130	156	.833	78	110	188	45	100	1	18	60	10	442	11.9
Larry McNeill (TOT)	46	940	162	356	.455	145	175	.829	80	122	202	47	114	1	18	67	11	469	10.2
Marvin Barnes (BB)	48	1377	226	543	.416	114	153	.745	107	241	348	117	198	7	57	107	72	566	11.8
Marvin Barnes (TOT)	60	1646	279	661	.422	128	182	.703	135	304	439	136	241	9	64	136	83	686	11.4
William Averitt (BB)	34	676	129	296	.436	64	96	.667	10	40	50	128	86	2	22	88	8	322	9.5
William Averitt (TOT)	55	1085	198	484	.409	100	141	.709	17	66	83	196	123	3	39	143	9	496	9.0
Mike Glenn	56	947	195	370	.527	51	65	.785	14	65	79	78	98	0	35	50	5	441	7.9
Chuck Williams	73	2002	208	436	.477	114	138	.826	29	108	137	317	137	0	48	156	4	530	7.3
Wil Jones	79	1711	226	514	.440	84	119	.706	106	228	334	116	255	7	70	137	43	536	6.8
Bill Willoughby	56	1079	156	363	.430	64	80	.800	76	143	219	38	131	2	24	56	47	376	6.7
Jim McDaniels	42	694	100	234	.427	36	42	.857	46	135	181	44	112	3	4	50	37	236	5.6
Ted McClain	41	727	81	184	.440	50	63	.794	11	64	75	123	88	2	42	68	2	212	5.2
Gus Gerard	10	85	16	40	.400	11	15	.733	6	8	14	9	13	0	2	7	3	43	4.3
Gary Brokaw	13	130	18	43	.419	18	24	.750	3	9	12	20	11	0	3	12	5	54	4.2
Scott Lloyd (BB)	56	566	68	160	.425	43	58	.741	45	74	119	35	83	1	11	36	9	179	3.2
Scott Lloyd (TOT)	70	678	80	193	.415	49	68	.721	52	93	145	44	105	1	14	43	14	209	3.0
Eddie Owens	8	63	9	21	.429	3	6	.500	5	5	10	5	9	0	1	3	0	21	2.6
Larry Johnson	4	38	3	13	.231	0	2	.000	1	4	5	7	3	0	5	3	2	6	1.5

RECORD
27-55
Home 20-21, Road 7-34
4th place, Atlantic Division

PLAYOFFS
None

BRAVES LEADERS
Scoring: Smith (24.6)
Rebounding: Nater (13.2)
Assists: Smith (5.6)

HONORS
Randy Smith
1978 All-Star Game MVP

HEAD COACH
Cotton Fitzsimmons

ASSISTANT COACH
Bob MacKinnon

ATHLETIC TRAINER/ TRAVELING SECRETARY
Ray Melchiorre

GAME-BY-GAME RESULTS

OCTOBER (2-4)				
10/19/77	**Kansas City**	**W**	**112-108**	**1-0**
10/22/77	**New Jersey**	**W**	**101-96**	**2-0**
10/25/77	at Portland	L	85-107	2-1
10/26/77	at Seattle	L	92-97	2-2
10/28/77	at Golden State	L	97-104	2-3
10/29/77	at Denver	L	111-127	2-4
NOVEMBER (8-6)				
11/2/77	**Denver**	**W**	**104-100**	**3-4**
11/4/77	**at Chicago**	**W**	**100-92**	**4-4**
11/5/77	San Antonio	L	101-111	4-5
11/9/77	**New York**	**W**	**124-113**	**5-5**
11/11/77	at Boston	L	103-109	5-6
11/12/77	**Chicago**	**W**	**106-103**	**6-6**
11/15/77	Indiana	L	94-100	6-7
11/16/77	**at Houston**	**W**	**101-97**	**7-7**
11/17/77	at San Antonio	L	108-111	7-8
11/19/77	**Boston**	**W**	**102-98**	**8-8**
11/21/77	Washington	L	97-114	8-9
11/22/77	**at New York**	**W**	**102-101**	**9-9**
11/26/77	Philadelphia	L	107-112	9-10
11/30/77	**Atlanta**	**W**	**105-93**	**10-10**
DECEMBER (3-10)				
12/3/77	Seattle	L	95-102	10-11
12/6/77	**New Orleans**	**W**	**113-90**	**11-11**
12/11/77	at L.A. Lakers	L	*119-124	11-12
12/13/77	at Portland	L	108-111	11-13
12/14/77	at Phoenix	L	103-113	11-14
12/17/77	**at Detroit**	**W**	****126-122**	**12-14**
12/18/77	at Milwaukee	L	100-111	12-15
12/20/77	**Houston**	**W**	**110-104**	**13-15**
12/23/77	at New Jersey	L	102-103	13-16
12/25/77	at Cleveland	L	105-111	13-17
12/27/77	Milwaukee	L	105-108	13-18
12/28/77	at Washington	L	87-106	13-19
12/30/77	Detroit	L	87-103	13-20
JANUARY (3-9)				
1/4/78	**L.A. Lakers**	**W**	**94-93**	**14-20**
1/7/78	Phoenix	L	97-107	14-21
1/12/78	**Indiana**	**W**	**111-92**	**15-21**
1/13/78	at Philadelphia	L	93-118	15-22
1/14/78	**Washington**	**W**	**130-93**	**16-22**
1/17/78	Portland	L	94-96	16-23
1/18/78	at Detroit	L	100-113	16-24
1/22/78	at Indiana	L	90-99	16-25
1/25/78	at Denver	L	*119-121	16-26
1/27/78	Golden State	L	94-101	16-27
1/29/78	at Atlanta	L	102-107	16-28
1/31/78	at New Orleans	L	95-114	16-29
FEBRUARY (3-10)				
2/3/78	Cleveland	L	101-104	16-30
2/7/78	L.A. Lakers	L	105-132	16-31
2/8/78	at Milwaukee	L	103-104	16-32
2/10/78	**Philadelphia**	**W**	**116-110**	**17-32**
2/14/78	**Seattle**	**W**	**101-100**	**18-32**
2/16/78	at Washington	L	109-123	18-33
2/17/78	Kansas City	L	100-108	18-34
2/18/78	**at New York**	**W**	**122-112**	**19-34**
2/21/78	Phoenix	L	111-114	19-35
2/24/78	Boston	L	99-106	19-36
2/25/78	Houston	L	106-110	19-37
2/26/78	at Atlanta	L	117-119	19-38
2/28/78	at New Orleans	L	108-125	19-39
MARCH (7-10)				
3/1/78	**at Houston**	**W**	**114-104**	**20-39**
3/2/78	at San Antonio	L	107-128	20-40
3/4/78	**New Jersey**	**W**	**111-107**	**21-40**
3/5/78	at New Jersey	L	103-109	21-41
3/8/78	**New Orleans**	**W**	**120-108**	**22-41**
3/10/78	**Cleveland**	**W**	**118-117**	**23-41**
3/12/78	**Portland**	**W**	**96-90**	**24-41**
3/14/78	**San Antonio**	**W**	***123-115**	**25-41**
3/15/78	at Indiana	L	106-111	25-42
3/17/78	**Milwaukee**	**W**	**136-127**	**26-42**
3/19/78	at Kansas City	L	108-122	26-43
3/21/78	at Golden State	L	104-111	26-44
3/22/78	at Seattle	L	92-97	26-45
3/24/78	at L.A. Lakers	L	115-120	26-46
3/25/78	at Phoenix	L	106-112	26-47
3/28/78	Detroit	L	118-123	26-48
3/29/78	at Philadelphia	L	118-149	26-49
APRIL (1-6)				
4/1/78	Chicago	L	102-110	26-50
4/3/78	Denver	L	95-104	26-51
4/4/78	at Cleveland	L	105-116	26-52
4/5/78	Atlanta	L	74-87	26-53
4/7/78	**at Chicago**	**W**	**113-103**	**27-53**
4/8/78	New York	L	107-118	27-54
4/9/78	at Boston	L	114-131	27-55

** Indicates overtime (1-2)* *** Indicates double overtime (1-0)*
***Bold** indicates wins*

1976-77 BUFFALO BRAVES

PLAYER	G	Min.	FG	FGA	Pct.	FT	FTA	Pct.	--Rebounds-- Off.	Def.	Tot.	Ast.	PF	Dq.	Stl.	Blk.	Pts.	Avg.
Bob McAdoo	20	767	182	400	.455	110	158	.696	66	198	264	65	74	1	16	34	474	23.7
Randy Smith	82	3094	702	1504	.467	294	386	.762	134	323	457	441	264	2	176	8	1698	20.7
Adrian Dantley	77	2816	544	1046	.520	476	582	.818	251	336	587	144	215	2	91	15	1564	20.3
John Shumate	74	2601	407	810	.502	302	450	.671	163	538	701	159	197	1	90	84	1116	15.1
Ernie DiGregorio	81	2267	365	875	.417	138	146	.945	52	132	184	378	150	1	57	3	868	10.7
Johnny Neumann	4	49	15	34	.441	5	6	.833	5	4	9	4	7	0	3	2	35	8.8
William Averitt	75	1136	234	619	.378	121	169	.716	20	58	78	134	127	2	30	5	589	7.9
George Johnson (BB)	39	1055	125	279	.448	46	67	.687	117	283	400	78	141	6	22	104	296	7.6
George Johnson (TOT)	78	1652	198	429	.462	71	98	.724	204	407	611	104	246	8	37	177	467	6.0
Don Adams	77	1710	216	526	.411	129	173	.746	130	241	371	150	201	0	74	16	561	7.3
John Gianelli (BB)	57	1283	171	397	.431	55	77	.714	94	203	297	57	117	0	21	70	397	7.0
John Gianelli (TOT)	76	1913	257	579	.444	90	125	.720	154	321	475	83	171	0	35	98	604	7.9
Gus Gerard (BB)	41	592	100	244	.410	40	61	.656	51	66	117	43	91	0	23	32	240	5.9
Gus Gerard (TOT)	65	1048	201	454	.443	78	117	.667	89	128	217	92	164	1	44	62	480	7.4
Tom McMillen	20	270	45	92	.489	26	36	.722	29	43	72	16	29	0	1	2	116	5.8
Jim Price	20	333	44	104	.423	17	20	.850	5	29	34	38	52	0	25	5	105	5.3
Fred Foster	59	689	99	247	.401	30	44	.682	33	43	76	48	92	0	16	0	228	3.9
Zaid Abdul-Aziz	22	195	25	74	.338	33	43	.767	41	49	90	7	21	0	3	9	83	3.8
Claude Terry	33	304	49	104	.471	18	23	.783	4	24	28	33	27	0	11	0	116	3.5
Chuck Williams (BB)	44	556	43	117	.368	38	48	.792	18	49	67	88	34	0	24	3	124	2.8
Chuck Williams (TOT)	65	867	78	210	.371	68	87	.782	26	75	101	132	60	0	32	3	224	3.4
Clyde Mayes	2	7	0	3	.000	2	3	.667	0	3	3	0	2	0	0	0	2	1.0
Moses Malone	2	6	0	0	---	0	0	---	0	1	1	0	1	0	0	0	0	0.0

RECORD
30-52
Home 23-18, Road 7-34
4th place, Atlantic Division

PLAYOFFS
None

BRAVES LEADERS
Scoring: Smith (20.7)
Rebounding: Shumate (9.5)
Assists: Smith (5.4)

HONORS
Adrian Dantley
1977 Rookie of the Year
Ernie DiGregorio
1977 NBA Free Throw Pct. Title

HEAD COACH
Tates Locke (16-30)
Bob MacKinnon (3-4)
Joe Mullaney (11-18)

ASSISTANT COACH
Charlie Harrison

ATHLETIC TRAINER/ TRAVELING SECRETARY
Ray Melchiorre

GAME-BY-GAME RESULTS

OCTOBER (2-3)				
10/21/76	**at Milwaukee**	**W**	**133-112**	**1-0**
10/23/76	**Philadelphia**	**W**	**108-105**	**2-0**
10/26/76	at NY Knicks	L	104-118	2-1
10/28/76	at Boston	L	105-112	2-2
10/30/76	Cleveland	L	105-109	2-3
NOVEMBER (7-9)				
11/3/76	at NY Nets	L	96-100	2-4
11/5/76	**at Detroit**	**W**	**122-108**	**3-4**
11/6/76	**Houston**	**W**	**117-102**	**4-4**
11/9/76	**L.A. Lakers**	**W**	***121-116**	**5-4**
11/11/76	**Denver**	**W**	**105-94**	**6-4**
11/13/76	**Boston**	**W**	**118-107**	**7-4**
11/16/76	at San Antonio	L	112-114	7-5
11/17/76	at Houston	L	*114-120	7-6
11/19/76	at Seattle	L	101-130	7-7
11/20/76	at Golden State	L	93-130	7-8
11/21/76	at Portland	L	98-121	7-9
11/23/76	San Antonio	L	115-122	7-10
11/26/76	**Detroit**	**W**	**124-119**	**8-10**
11/27/76	at Atlanta	L	94-101	8-11
11/28/76	at New Orleans	L	118-127	8-12
11/30/76	**Seattle**	**W**	**119-114**	**9-12**
DECEMBER (5-8)				
12/3/76	**NY Knicks**	**W**	**135-112**	**10-12**
12/7/76	Indiana	L	103-107	10-13
12/8/76	at Philadelphia	L	102-123	10-14
12/10/76	Portland	L	102-103	10-15
12/11/76	at Indiana	L	101-109	10-16
12/14/76	**Phoenix**	**W**	**108-99**	**11-16**
12/17/76	Washington	L	88-99	11-17
12/19/76	**at Seattle**	**W**	**99-98**	**12-17**
12/21/76	at L.A. Lakers	L	89-97	12-18
12/23/76	at Phoenix	L	92-107	12-19
12/25/76	**Detroit**	**W**	**115-106**	**13-19**
12/26/76	**at Cleveland**	**W**	**103-96**	**14-19**
12/29/76	Kansas City	L	103-113	14-20
JANUARY (3-10)				
1/1/77	**NY Nets**	**W**	**102-87**	**15-20**
1/3/77	at San Antonio	L	109-142	15-21
1/5/77	Golden State	L	109-118	15-22
1/6/77	at Milwaukee	L	111-119	15-23
1/8/77	Boston	L	106-109	15-24
1/12/77	Atlanta	L	118-124	15-25
1/14/77	**New Orleans**	**W**	**131-103**	**16-25**
1/15/77	at Detroit	L	105-121	16-26
1/19/77	at Washington	L	87-91	16-27
1/21/77	at Chicago	L	89-110	16-28
1/22/77	at Kansas City	L	104-132	16-29
1/24/77	at Denver	L	102-127	16-30
1/26/77	**Milwaukee**	**W**	**114-109**	**17-30**
FEBRUARY (6-7)				
2/3/77	at Atlanta	L	98-100	17-31
2/6/77	at Boston	L	97-113	17-32
2/8/77	**Philadelphia**	**W**	**99-89**	**18-32**
2/9/77	L.A. Lakers	L	90-105	18-33
2/11/77	**at NY Nets**	**W**	**96-94**	**19-33**
2/15/77	Washington	L	114-126	19-34
2/16/77	at Philadelphia	L	113-117	19-35
2/17/77	**Cleveland**	**W**	**112-103**	**20-35**
2/19/77	**Seattle**	**W**	**103-100**	**21-35**
2/21/77	**Indiana**	**W**	**117-106**	**22-35**
2/22/77	**Phoenix**	**W**	**115-114**	**23-35**
2/25/77	Golden State	L	97-104	23-36
2/27/77	at Washington	L	105-117	23-37
MARCH (5-11)				
3/1/77	NY Nets	L	95-104	23-38
3/2/77	at Indiana	L	108-116	23-39
3/4/77	**at New Orleans**	**W**	**95-91**	**24-39**
3/5/77	San Antonio	L	109-120	24-40
3/7/77	Houston	L	107-128	24-41
3/08/77	**Portland**	**W**	**102-95**	**25-41**
3/11/77	**Chicago**	**W**	**95-90**	**26-41**
3/13/77	**Denver**	**W**	**102-95**	**27-41**
3/17/77	at Kansas City	L	104-125	27-42
3/19/77	at Houston	L	104-110	27-43
3/20/77	at Cleveland	L	108-115	27-44
3/22/77	Atlanta	L	84-86	27-45
3/24/77	**at Phoenix**	**W**	**107-102**	**28-45**
3/27/77	at L.A. Lakers	L	89-92	28-46
3/29/77	at Portland	L	101-127	28-47
3/31/77	at Denver	L	95-110	28-48
APRIL (2-4)				
4/2/77	**Milwaukee**	**W**	**94-93**	**29-48**
4/3/77	at NY Knicks	L	111-130	29-49
4/5/77	at Chicago	L	89-91	29-50
4/6/77	**New Orleans**	**W**	**107-102**	**30-50**
4/8/77	NY Knicks	L	102-104	30-51
4/10/77	Chicago	L	99-120	30-52

** Indicates overtime (1-1)*
***Bold** indicates wins*

1975-76 BUFFALO BRAVES

PLAYER	G	Min.	FG	FGA	Pct.	FT	FTA	Pct.	--Rebounds-- Off.	Def.	Tot.	Ast.	PF	Dq.	Stl.	Blk.	Pts.	Avg.
Bob McAdoo	78	3328	934	1918	.487	559	734	.762	241	724	965	315	298	5	93	160	2427	31.1
Randy Smith	82	3167	702	1422	.494	383	469	.817	104	313	417	484	274	5	153	4	1787	21.8
Jim McMillian	74	2610	492	918	.536	188	219	.858	134	256	390	205	141	0	88	14	1172	15.8
John Shumate (BB)	32	1046	146	254	.575	97	143	.678	82	232	314	65	83	1	38	18	389	12.2
John Shumate (TOT)	75	1976	332	592	.561	212	326	.650	143	411	554	127	159	2	82	34	876	11.7
Ken Charles	81	2247	328	719	.456	161	205	.785	58	161	219	204	257	5	123	48	817	10.1
Gar Heard	50	1527	207	492	.421	82	135	.607	138	373	511	126	183	0	66	55	496	9.9
Jack Marin	12	278	41	94	.436	27	33	.818	10	30	40	23	30	0	7	6	109	9.1
Ernie DiGregorio	67	1364	182	474	.384	86	94	.915	15	97	112	265	158	1	37	1	450	6.7
Dick Gibbs	72	866	129	301	.429	77	93	.828	42	64	106	49	133	2	16	14	335	4.7
Tom McMillen	50	708	96	222	.432	41	54	.759	64	122	186	69	87	1	7	6	233	4.7
Bob Weiss	66	995	89	183	.486	35	48	.729	13	53	66	150	94	0	48	14	213	3.2
Don Adams	56	704	67	170	.394	40	57	.702	38	107	145	73	128	1	30	7	174	3.1
Dale Schlueter	71	773	61	122	.500	54	81	.667	58	166	224	80	141	1	13	17	176	2.5
Steve Kuberski	10	85	7	17	.412	3	3	1.000	4	21	25	3	10	0	1	2	17	1.7
Jim Washington	1	7	0	1	.000	0	0	---	1	0	1	1	0	0	0	0	0	.0

RECORD
46-36
Home 28-13, Road 18-23
2nd place (tie), Atlantic Division

PLAYOFFS
Eastern Conf. 1st Round
vs. Philadelphia (2-1)
Eastern Conf. Semi-Final
vs. Boston (2-4)

BRAVES LEADERS
Scoring: McAdoo (31.1)
Rebounding: McAdoo (12.4)
Assists: Smith (5.9)

HONORS
Bob McAdoo
1976 All-Star Game
1976 NBA Scoring Title
John Shumate
All-Rookie Team
Randy Smith
1976 All-Star Game
All-NBA Second Team

HEAD COACH
Jack Ramsay

ASSISTANT COACH
Tates Locke

ATHLETIC TRAINER/ TRAVELING SECRETARY
Ray Melchiorre

GAME-BY-GAME RESULTS

OCTOBER (3-0)

10/25/75	**Golden State**	**W**	**104-92**	**1-0**
10/28/75	**Houston**	**W**	**124-108**	**2-0**
10/31/75	**at Philadelphia**	**W**	**92-87**	**3-0**

NOVEMBER (6-9)

11/1/75	**Detroit**	**W**	**97-93**	**4-0**
11/4/75	Philadelphia	L	114-121	4-1
11/5/75	at Boston	L	95-105	4-2
11/8/75	**Phoenix**	**W**	**110-105**	**5-2**
11/11/75	Washington	L	90-105	5-3
11/12/75	**at Houston**	**W**	**93-80**	**6-3**
11/14/75	**at Milwaukee**	**W**	**112-98**	**7-3**
11/15/75	Boston	L	110-112	7-4
11/18/75	**L.A. Lakers**	**W**	**120-106**	**8-4**
11/20/75	**at Cleveland**	**W**	***118-115**	**9-4**
11/21/75	at Detroit	L	94-104	9-5
11/22/75	Portland	L	104-109	9-6
11/26/75	at Phoenix	L	106-107	9-7
11/28/75	at L.A. Lakers	L	105-126	9-8
11/29/75	at Portland	L	115-130	9-9

DECEMBER (10-6)

12/2/75	New Orleans	L	96-108	9-10
12/5/75	**Cleveland**	**W**	**125-88**	**10-10**
12/6/75	at New York	L	98-108	10-11
12/9/75	**Kansas City**	**W**	**126-107**	**11-11**
12/11/75	at Atlanta	L	99-122	11-12
12/12/75	**New York**	**W**	**123-110**	**12-12**
12/13/75	**at Chicago**	**W**	**103-101**	**13-12**
12/16/75	at Washington	L	94-100	13-13
12/17/75	**Houston**	**W**	**88-85**	**14-13**
12/19/75	**Washington**	**W**	**104-88**	**15-13**
12/20/75	**at Kansas City**	**W**	**117-110**	**16-13**
12/23/75	**Boston**	**W**	**101-92**	**17-13**
12/26/75	at Philadelphia	L	95-96	17-14
12/27/75	**Philadelphia**	**W**	**130-105**	**18-14**
12/28/75	at Cleveland	L	88-111	18-15
12/30/75	**Milwaukee**	**W**	**118-106**	**19-15**

JANUARY (11-5)

1/2/76	**New York**	**W**	**106-105**	**20-15**
1/3/76	at New York	L	106-107	20-16
1/6/76	**L.A. Lakers**	**W**	**114-113**	**21-16**
1/9/76	Chicago	L	100-107	21-17
1/11/76	**at Seattle**	**W**	**125-104**	**22-17**
1/13/76	at Golden State	L	101-127	22-18
1/15/76	**at Phoenix**	**W**	**126-119**	**23-18**
1/16/76	**at Chicago**	**W**	**110-104**	**24-18**
1/17/76	**Seattle**	**W**	**110-101**	**25-18**
1/20/76	**Phoenix**	**W**	**112-103**	**26-18**
1/21/76	**at Atlanta**	**W**	**102-94**	**27-18**
1/23/76	**Atlanta**	**W**	**119-104**	**28-18**
1/25/76	at Boston	L	107-135	28-19
1/27/76	**New Orleans**	**W**	**129-105**	**29-19**
1/28/76	**at New Orleans**	**W**	**126-112**	**30-19**
1/31/76	Boston	L	100-109	30-20

FEBRUARY (5-6)

2/6/76	**Milwaukee**	**W**	**109-104**	**31-20**
2/8/76	at Philadelphia	L	97-100	31-21
2/10/76	**Washington**	**W**	**115-105**	**32-21**
2/13/76	**at Kansas City**	**W**	**101-96**	**33-21**
2/14/76	Cleveland	L	111-114	33-22
2/15/76	at Atlanta	L	104-112	33-23
2/17/76	**Portland**	**W**	**116-113**	**34-23**
2/21/76	Detroit	L	112-114	34-24
2/24/76	**at New York**	**W**	**109-103**	**35-24**
2/25/76	Seattle	L	94-126	35-25
2/27/76	Houston	L	107-113	35-26

MARCH (7-9)

3/2/76	Golden State	L	93-100	35-27
3/6/76	**Philadelphia**	**W**	**105-99**	**36-27**
3/10/76	**at New Orleans**	**W**	**120-105**	**37-27**
3/12/76	at Houston	L	100-113	37-28
3/14/76	at L.A. Lakers	L	109-137	37-29
3/16/76	**at Portland**	**W**	**112-95**	**38-29**
3/17/76	at Seattle	L	111-122	38-30
3/18/76	at Golden State	L	109-110	38-31
3/20/76	**New Orleans**	**W**	**115-101**	**39-31**
3/21/76	at Detroit	L	112-118	39-32
3/23/76	**Chicago**	**W**	**122-109**	**40-32**
3/25/76	**at Cleveland**	**W**	**109-94**	**41-32**
3/26/76	at Milwaukee	L	92-123	41-33
3/28/76	at Washington	L	90-113	41-34
3/30/76	**Boston**	**W**	**93-83**	**42-34**
3/31/76	at Philadelphia	L	103-107	42-35

APRIL (4-1)

4/2/76	**Atlanta**	**W**	**101-93**	**43-35**
4/4/76	**at Boston**	**W**	**117-114**	**44-35**
4/6/76	New York	L	102-106	44-36
4/08/76	**at New York**	**W**	**105- 98**	**45-36**
4/11/76	**Kansas City**	**W**	**99- 98**	**46-36**

** Indicates overtime (1-0)*
***Bold** indicates wins*

1974-75 BUFFALO BRAVES

PLAYER	G	Min.	FG	FGA	Pct.	FT	FTA	Pct.	--Rebounds-- Off.	Def.	Tot.	Ast.	PF	Dq.	Stl.	Blk.	Pts.	Avg.
Bob McAdoo	82	3539	1095	2138	.512	641	796	.805	307	848	1155	179	278	3	92	174	2831	34.5
Randy Smith	82	3001	610	1261	.484	236	295	.800	95	249	344	534	247	2	137	3	1456	17.8
Jim McMillian	62	2132	347	695	.499	194	231	.840	127	258	385	156	129	0	69	15	888	14.3
Jack Marin	81	2147	380	836	.455	193	222	.869	104	259	363	133	238	7	51	16	953	11.8
Gar Heard	67	2148	318	819	.388	106	188	.564	185	481	666	190	242	2	106	120	742	11.1
Ernie DiGregorio	31	712	103	234	.440	35	45	.778	6	39	45	151	62	0	19	0	241	7.8
Ken Charles	79	1690	240	515	.466	120	146	.822	68	96	164	171	165	0	87	20	600	7.6
Lee Winfield	68	1259	164	312	.526	49	68	.721	48	81	129	134	106	1	43	30	377	5.5
Jim Washington (BB)	42	674	77	162	.475	21	38	.553	58	139	197	43	81	3	11	13	175	4.2
Jim Washington (TOT)	80	1579	191	421	.454	62	93	.667	110	280	390	111	167	5	34	26	444	5.6
Dale Schlueter	76	962	92	178	.517	84	121	.694	78	186	264	104	163	0	18	42	268	3.5
Bob Weiss	76	1338	102	261	.391	54	67	.806	21	83	104	260	146	0	82	19	258	3.4
Paul Ruffner	22	103	22	47	.468	1	5	.200	12	10	22	7	22	0	3	3	45	2.0
Bernie Harris	11	25	2	11	.182	1	2	.500	2	6	8	1	0	0	0	1	5	0.5

RECORD
49-33
Home 30-11, Road 19-22
2nd place, Atlantic Division

PLAYOFFS
Eastern Conf. Semi-Final
vs. Washington (3-4)

BRAVES LEADERS
Scoring: McAdoo (34.5)
Rebounding: McAdoo (14.1)
Assists: Smith (6.5)

HONORS
Bob McAdoo
1975 NBA MVP
1975 All-Star Game
1975 All-NBA First Team
1975 NBA Scoring Title

HEAD COACH
Jack Ramsay

ATHLETIC TRAINER/ TRAVELING SECRETARY
Ray Melchiorre

GAME-BY-GAME RESULTS

OCTOBER (4-2)				
10/18/74	**at Boston**	**W**	**126-119**	**1-0**
10/19/74	Boston	L	95-113	1-1
10/22/74	**New Orleans**	**W**	**134-118**	**2-1**
10/24/74	**New York(T)**	**W**	**111-91**	**3-1**
10/26/74	**Chicago**	**W**	**105-104**	**4-1**
10/29/74	at Golden State	L	101-130	4-2
NOVEMBER (12-4)				
11/1/74	at Portland	L	106-113	4-3
11/3/74	**at L.A. Lakers**	**W**	**124-101**	**5-3**
11/6/74	**at New Orleans**	**W**	**110-98**	**6-3**
11/9/74	**Detroit**	**W**	**109-100**	**7-3**
11/10/74	**at Detroit**	**W**	**124-117**	**8-3**
11/12/74	**Cleveland**	**W**	**112-94**	**9-3**
11/14/74	**at Boston(P)**	**W**	**112-100**	**10-3**
11/16/74	**K.C.-Omaha**	**W**	**101-96**	**11-3**
11/19/74	**Golden State**	**W**	**111-106**	**12-3**
11/20/74	**at Washington**	**W**	**115-104**	**13-3**
11/21/74	**Philadelphia(T)**	**W**	**99-95**	**14-3**
11/23/74	**Phoenix**	**W**	**117-104**	**15-3**
11/24/74	at Chicago	L	89-91	15-4
11/26/74	**at Philadelphia**	**W**	**103-99**	**16-4**
11/29/74	Washington	L	93-96	16-5
11/30/74	at New York	L	111-118	16-6
DECEMBER (6-7)				
12/3/74	Milwaukee	L	101-110	16-7
12/6/74	**Portland**	**W**	**114-105**	**17-7**
12/7/74	at Philadelphia	L	112-116	17-8
12/10/74	**Philadelphia**	**W**	**101-91**	**18-8**
12/12/74	**Houston(T)**	**W**	**124-113**	**19-8**
12/13/74	**New York**	**W**	**108-104**	**20-8**
12/14/74	**at New York**	**W**	**118-102**	**21-8**
12/17/74	at K.C.-Omaha	L	110-111	21-9
12/19/74	at Cleveland	L	104-106	21-10
12/20/74	Atlanta	L	102-113	21-11
12/27/74	**at Phoenix**	**W**	**108-92**	**22-11**
12/28/74	at Houston	L	117-125	22-12
12/30/74	at Milwaukee	L	91-106	22-13
JANUARY (11-4)				
1/3/75	Detroit	L	92-111	22-14
1/4/75	**at Atlanta**	**W**	**121-108**	**23-14**
1/6/75	at Philadelphia	L	95-101	23-15
1/7/75	**L.A. Lakers**	**W**	**115-107**	**24-15**
1/9/75	Boston(T)	L	100-108	24-16
1/10/75	**Cleveland**	**W**	**104-100**	**25-16**
1/12/75	**Boston**	**W**	**114-101**	**26-16**
1/17/75	**Golden State**	**W**	**121-116**	**27-16**
1/18/75	**at Atlanta**	**W**	**129-115**	**28-16**
1/19/75	**at New Orleans**	**W**	**117-112**	**29-16**
1/21/75	**Seattle**	**W**	**118-108**	**30-16**
1/24/75	**New York**	**W**	**105-99**	**31-16**
1/26/75	at Boston	L	93-107	31-17
1/30/75	**at Cleveland**	**W**	**97-91**	**32-17**
1/31/75	**Atlanta**	**W**	**111-101**	**33-17**
FEBRUARY (7-7)				
2/1/75	at Detroit	L	113-119	33-18
2/4/75	Philadelphia	L	*105-111	33-19
2/7/75	**L.A. Lakers**	**W**	**108-98**	**34-19**
2/9/75	**at Seattle**	**W**	***99-93**	**35-19**
2/11/75	**at L.A. Lakers**	**W**	**112-108**	**36-19**
2/12/75	at Phoenix	L	96-108	36-20
2/14/75	K.C.-Omaha	L	112-132	36-21
2/16/75	at Chicago	L	109-114	36-22
2/18/75	**Phoenix(T)**	**W**	**124-109**	**37-22**
2/21/75	**Portland**	**W**	**116-106**	**38-22**
2/22/75	**at New York**	**W**	**92-85**	**39-22**
2/25/75	Washington	L	93-111	39-23
2/27/75	**New Orleans(T)**	**W**	**110-100**	**40-23**
2/28/75	New York	L	106-114	40-24
MARCH (8-6)				
3/1/75	at Milwaukee	L	100-104	40-25
3/4/75	**Seattle**	**W**	**104-97**	**41-25**
3/6/75	at K.C.-Omaha	L	110-111	41-26
3/8/75	**Milwaukee**	**W**	**110-95**	**42-26**
3/13/75	**at Golden State**	**W**	**122-103**	**43-26**
3/14/75	at Seattle	L	105-125	43-27
3/16/75	at Portland	L	95-102	43-28
3/18/75	at Houston	L	115-122	43-29
3/21/75	at Boston	L	101-109	43-30
3/22/75	**Houston**	**W**	**117-112**	**44-30**
3/25/75	**Philadelphia**	**W**	**118-103**	**45-30**
3/26/75	**at Washington**	**W**	**94-91**	**46-30**
3/28/75	**at Philadelphia**	**W**	**115-104**	**47-30**
3/29/75	**Boston**	**W**	**102-96**	**48-30**
APRIL (1-3)				
4/1/75	Chicago	L	93-98	48-31
4/2/75	at Boston	L	92-95	48-32
4/4/75	**Philadelphia**	**W**	**108-97**	**49-32**
4/6/75	at New York	L	93-105	49-33

** Indicates overtime (1-1)*
***Bold** indicates wins*
(T) Indicates game played in Toronto
(P) Indicates game played in Providence

1973-74 BUFFALO BRAVES

PLAYER	G	Min.	FG	FGA	Pct.	FT	FTA	Pct.	--Rebounds-- Off.	Def.	Tot.	Ast.	PF	Dq.	Stl.	Blk.	Pts.	Avg.
Bob McAdoo	74	3185	901	1647	.547	459	579	.793	281	836	1117	170	252	3	88	246	2261	30.6
Jim McMillian	82	3322	600	1214	.494	325	379	.858	216	394	610	256	186	0	129	26	1525	18.6
Randy Smith	82	2745	531	1079	.492	205	288	.712	87	228	315	383	261	4	203	4	1267	15.5
Gar Heard	81	2889	524	1205	.435	191	294	.650	270	677	947	180	300	3	136	230	1239	15.3
Ernie DiGregorio	81	2910	530	1260	.421	174	193	.902	48	171	219	663	242	2	59	9	1234	15.2
Jack Marin (BB)	27	680	145	266	.545	71	81	.877	30	92	122	46	93	3	23	18	361	13.4
Jack Marin (TOT)	74	1782	355	709	.501	153	179	.855	59	169	228	167	213	5	46	26	863	11.7
Bob Kauffman	74	1304	171	366	.467	107	150	.713	97	229	326	142	155	0	37	18	449	6.1
Matt Guokas (BB)	27	549	61	110	.555	10	20	.500	12	28	40	69	56	1	19	6	132	4.9
Matt Guokas (TOT)	75	1871	195	396	.492	39	60	.650	31	90	121	238	150	3	54	21	429	5.7
Dave Wohl	41	606	60	150	.400	42	60	.700	7	22	29	127	72	1	33	1	162	4.0
Ken Charles	59	693	88	185	.476	53	79	.671	25	40	65	54	91	0	31	10	229	3.9
Lee Winfield	36	433	37	105	.352	33	52	.635	19	24	43	47	42	0	15	5	107	3.0
Kevin Kunnert	39	340	49	101	.485	11	16	.688	43	63	106	25	83	0	5	25	109	2.8
Mike Macaluso	30	112	19	44	.432	10	17	.588	10	15	25	3	31	0	7	1	48	1.6
Paul Ruffner	20	51	11	27	.407	8	13	.615	4	7	11	0	10	0	1	1	30	1.5
Jim Garvin	6	11	1	4	.250	0	0	---	1	4	5	0	1	0	0	0	2	0.3

RECORD
42-40
Home 24-17, Road 18-23
3rd place, Atlantic Division

PLAYOFFS
Eastern Conf. Semi-Final
vs. Boston (2-4)

BRAVES LEADERS
Scoring: McAdoo (30.6)
Rebounding: McAdoo (15.1)
Assists: DiGregorio (8.2)

HONORS
Ernie DiGregorio
1974 Rookie of the Year
Bob McAdoo
1974 All-Star Game
1974 All-NBA Second Team
1974 NBA Scoring Title
Eddie Donovan
1974 Executive of the Year

HEAD COACH
Jack Ramsay

ASSISTANT COACH
Bob MacKinnon

ATHLETIC TRAINER/ TRAVELING SECRETARY
Ray Melchiorre

GAME-BY-GAME RESULTS

OCTOBER (6-4)				
10/9/73	**Houston**	**W**	***107-105**	**1-0**
10/12/73	at Boston	L	112-118	1-1
10/13/73	L.A. Lakers	L	122-125	1-2
10/16/73	at New York	L	91-117	1-3
10/20/73	**Philadelphia**	**W**	**116-110**	**2-3**
10/24/73	at Milwaukee	L	113-130	2-4
10/26/73	**Cleveland(T)**	**W**	**104-97**	**3-4**
10/27/73	**at Cleveland**	**W**	**111-101**	**4-4**
10/28/73	**at KC-Omaha**	**W**	**112-100**	**5-4**
10/30/73	**Seattle**	**W**	**105-103**	**6-4**
NOVEMBER (4-11)				
11/2/73	at Chicago	L	97-107	6-5
11/3/73	Golden State	L	*121-124	6-6
11/4/73	Chicago(T)	L	*95-101	6-7
11/7/73	at Seattle	L	113-130	6-8
11/9/73	at Portland	L	108-122	6-9
11/10/73	at Golden State	L	105-128	6-10
11/13/73	**Atlanta**	**W**	**121-114**	**7-10**
11/15/73	at New York	L	86-97	7-11
11/17/73	Detroit	L	94-98	7-12
11/18/73	**at Capital**	**W**	**112-101**	**8-12**
11/20/73	**Phoenix**	**W**	**127-100**	**9-12**
11/24/73	**KC-Omaha**	**W**	**143-131**	**10-12**
11/27/73	Milwaukee	L	110-115	10-13
11/28/73	at Atlanta	L	106-130	10-14
11/30/73	Capital	L	113-121	10-15
DECEMBER (6-7)				
12/5/73	**Portland**	**W**	**114-110**	**11-15**
12/7/73	New York	L	108-113	11-16
12/9/73	Boston(T)	L	114-118	11-17
12/11/73	**at Atlanta**	**W**	***132-127**	**12-17**
12/12/73	at Boston(P)	L	119-126	12-18
12/14/73	**at Cleveland**	**W**	**102-98**	**13-18**
12/18/73	**Cleveland**	**W**	**100-93**	**14-18**
12/21/73	**New York**	**W**	**117-115**	**15-18**
12/22/73	at KC-Omaha	L	112-122	15-19
12/23/73	Capital(T)	L	85-110	15-20
12/26/73	Boston	L	123-125	15-21
12/29/73	**at Phoenix**	**W**	**120-108**	**16-21**
12/30/73	at L.A. Lakers	L	105-108	16-22
JANUARY (10-7)				
1/1/74	**at Portland**	**W**	**120-119**	**17-22**
1/2/74	**at Seattle**	**W**	**115-111**	**18-22**
1/5/74	**at New York**	**W**	**111-110**	**19-22**
1/6/74	**Atlanta(T)**	**W**	**117-109**	**20-22**
1/8/74	**Atlanta**	**W**	**100-96**	**21-22**
1/11/74	**Houston**	**W**	**117-99**	**22-22**
1/12/74	**at Capital**	**W**	**97-96**	**23-22**
1/13/74	Houston(T)	L	112-121	23-23
1/18/74	**Capital**	**W**	**98-94**	**24-23**
1/20/74	at Philadelphia	L	112-129	24-24
1/22/74	**Philadelphia**	**W**	**119-109**	**25-24**
1/23/74	at Milwaukee(M)	L	88-114	25-25
1/25/74	K.C.-Omaha	L	113-118	25-26
1/26/74	at Atlanta	L	122-132	25-27
1/27/74	**at Houston**	**W**	**122-108**	**26-27**
1/29/74	Golden State	L	121-128	26-28
1/30/74	at Detroit	L	96-111	26-29
FEBRUARY (10-5)				
2/3/74	**Philadelphia(T)**	**W**	**112-98**	**27-29**
2/6/74	**at Philadelphia**	**W**	**114-98**	**28-29**
2/8/74	**Chicago**	**W**	**106-101**	**29-29**
2/9/74	**at New York**	**W**	***103-100**	**30-29**
2/10/74	at Cleveland	L	121-125	30-30
2/12/74	New York	L	93-100	30-31
2/13/74	**at Philadelphia**	**W**	**129-106**	**31-31**
2/15/74	**Detroit**	**W**	**118-116**	**32-31**
2/16/74	at Capital	L	92-101	32-32
2/17/74	**at Houston**	**W**	**135-118**	**33-32**
2/19/74	**Milwaukee**	**W**	**145-109**	**34-32**
2/21/74	**New York(T)**	**W**	**119-97**	**35-32**
2/22/74	Boston	L	109-116	35-33
2/26/74	L.A. Lakers	L	112-119	35-34
2/27/74	**at Boston(P)**	**W**	**122-104**	**36-34**
MARCH (6-6)				
3/1/74	**Boston**	**W**	**110-94**	**37-34**
3/2/74	**at Philadelphia**	**W**	**103-99**	**38-34**
3/8/74	Seattle	L	*117-123	38-35
3/10/74	**Portland(T)**	**W**	**122-112**	**39-35**
3/12/74	**Phoenix**	**W**	**124-94**	**40-35**
3/15/74	at Chicago	L	97-114	40-36
3/16/74	**Cleveland**	**W**	**114-105**	**41-36**
3/17/74	at Detroit	L	109-116	41-37
3/21/74	**at Golden State**	**W**	**115-102**	**42-37**
3/22/74	at Phoenix	L	119-126	42-38
3/24/74	at L.A. Lakers	L	124-150	42-39
3/26/74	at Houston	L	96-119	42-40

** Indicates overtime (3-3)*
***Bold** indicates wins*
(T) Indicates game played in Toronto
(P) Indicates game played in Providence
(M) Indicates game played in Madison

1972-73 BUFFALO BRAVES

PLAYER	G	Min.	FG	FGA	Pct.	FT	FTA	Pct.	Reb.	Ast.	PF	Dq.	Pts.	Avg.
Elmore Smith	76	2829	600	1244	.482	188	337	.558	946	192	295	16	1388	18.3
Bob McAdoo	80	2562	585	1293	.452	271	350	.774	728	139	256	6	1441	18.0
Bob Kauffman	77	3049	535	1059	.505	280	359	.780	855	396	211	1	1350	17.5
Randy Smith	82	2603	511	1154	.443	192	264	.727	391	422	247	1	1214	14.8
Dick Garrett	78	1805	341	813	.419	96	110	.873	209	217	217	4	778	10.0
Dave Wohl (BB)	56	1540	207	454	.456	79	100	.790	89	258	182	3	493	8.8
Dave Wohl (TOT)	78	1933	254	568	.447	103	133	.774	109	326	227	3	611	7.8
John Hummer	66	1546	206	464	.444	115	205	.561	323	138	185	5	527	8.0
Fred Hilton	59	731	191	494	.387	41	53	.774	98	74	100	0	423	7.2
Howie Komives	67	1468	163	429	.380	85	98	.867	118	239	155	1	411	6.1
Walt Hazzard	9	134	25	60	.417	3	6	.500	10	17	19	0	53	5.9
Bill Hewitt	73	1332	152	364	.418	41	74	.554	368	110	154	3	345	4.7
Cornell Warner	4	47	8	17	.471	1	2	.500	15	6	6	0	17	4.3
Harold Fox	10	84	12	32	.375	7	8	.875	8	10	7	0	31	3.1

RECORD
21-61
Home 14-27, Road 7-34
3rd place, Atlantic Division

PLAYOFFS
None

BRAVES LEADERS
Scoring: E. Smith (18.3)
Rebounding: E. Smith (12.4)
Assists: R. Smith (5.1)

HONORS
Bob Kauffman
1973 All-Star Game
Bob McAdoo
1973 Rookie of the Year

HEAD COACH
Jack Ramsay

ASSISTANT COACH
Bob MacKinnon

ATHLETIC TRAINER/ TRAVELING SECRETARY
Ray Melchiorre

GAME-BY-GAME RESULTS

OCTOBER (2-7)

10/10/72	Atlanta	L	109-120	0-1
10/13/72	**at Philadelphia**	**W**	**104-101**	**1-1**
10/14/72	Houston	L	113-121	1-2
10/17/72	**Philadelphia**	**W**	**122-114**	**2-2**
10/20/72	at Boston	L	118-126	2-3
10/21/72	Milwaukee	L	63-91	2-4
10/24/72	Boston	L	97-105	2-5
10/25/72	at Milwaukee	L	92-109	2-6
10/28/72	K.C.-Omaha	L	102-113	2-7

NOVEMBER (2-12)

11/3/72	at Cleveland	L	97-124	2-8
11/4/72	**Chicago**	**W**	**101-99**	**3-8**
11/7/72	Golden State	L	91-105	3-9
11/8/72	at Baltimore	L	94-126	3-10
11/10/72	Boston	L	104-106	3-11
11/14/72	at K.C.-Omaha	L	100-106	3-12
11/17/72	at L.A. Lakers	L	100-103	3-13
11/18/72	at Golden State	L	92-120	3-14
11/19/72	at Seattle	L	84-107	3-15
11/21/72	Baltimore	L	88-124	3-16
11/24/72	**at Philadelphia(H)**	**W**	**105-96**	**4-16**
11/25/72	Cleveland	L	90-103	4-17
11/28/72	Philadelphia	L	94-101	4-18
11/30/72	at Detroit	L	116-127	4-19

DECEMBER (6-8)

12/1/72	**Seattle**	**W**	**93-90**	**5-19**
12/2/72	at New York	L	94-119	5-20
12/5/72	**Phoenix**	**W**	**108-97**	**6-20**
12/8/72	**New York**	**W**	**91-89**	**7-20**
12/9/72	at Chicago	L	94-105	7-21
12/12/72	**Houston**	**W**	**95-94**	**8-21**
12/15/72	Golden State	L	95-129	8-22
12/16/72	**at Philadelphia**	**W**	**126-103**	**9-22**
12/19/72	L.A. Lakers	L	100-126	9-23
12/22/72	Atlanta	L	109-110	9-24
12/26/72	Baltimore	L	104-121	9-25
12/28/72	at New York	L	86-107	9-26
12/29/72	**at Baltimore**	**W**	**118-109**	**10-26**
12/30/72	at Atlanta	L	110-120	10-27

JANUARY (7-8)

1/2/73	**Philadelphia**	**W**	**114-110**	**11-27**
1/5/73	New York	L	106-129	11-28
1/6/73	at Milwaukee	L	96-110	11-29
1/7/73	at Chicago	L	96-119	11-30
1/9/73	**Cleveland**	**W**	**106-102**	**12-30**
1/12/73	**Portland**	**W**	**120-100**	**13-30**
1/16/73	Boston	L	102-106	13-31
1/18/73	**at Atlanta**	**W**	**127-125**	**14-31**
1/19/73	**Detroit**	**W**	**108-98**	**15-31**
1/21/73	at Boston	L	97-104	15-32
1/25/73	at New York	L	92-99	15-33
1/26/73	Atlanta	L	82-118	15-34
1/27/73	at Baltimore	L	87-115	15-35
1/28/73	**at Philadelphia**	**W**	**101-96**	**16-35**
1/30/73	**Philadelphia**	**W**	**105-104**	**17-35**

FEBRUARY (2-12)

2/2/73	Milwaukee	L	108-114	17-36
2/3/73	at Atlanta	L	101-105	17-37
2/4/73	at Houston(SA)	L	118-130	17-38
2/6/73	Detroit	L	105-107	17-39
2/9/73	Baltimore	L	95-101	17-40
2/11/73	**at Seattle**	**W**	**128-125**	**18-40**
2/13/73	at Portland	L	100-120	18-41
2/14/73	at Phoenix	L	107-124	18-42
2/16/73	New York	L	98-102	18-43
2/18/73	at Cleveland	L	98-122	18-44
2/20/73	**K.C.-Omaha**	**W**	**113-106**	**19-44**
2/23/73	Phoenix	L	106-125	19-45
2/24/73	at New York	L	97-125	19-46
2/27/73	Houston	L	105-112	19-47

MARCH (2-14)

3/2/73	Seattle	L	120-139	19-48
3/4/73	at Boston	L	113-125	19-49
3/6/73	Boston	L	112-127	19-50
3/8/73	**Chicago**	**W**	**112-102**	**20-50**
3/10/73	**Portland**	**W**	**106-101**	**21-50**
3/13/73	L.A. Lakers	L	112-121	21-51
3/16/73	at Detroit	L	100-121	21-52
3/17/73	Cleveland	L	97-114	21-53
3/18/73	at Cleveland	L	101-102	21-54
3/20/73	at K.C.-Omaha	L	115-119	21-55
3/21/73	at Phoenix	L	*124-134	21-56
3/23/73	at L.A. Lakers	L	101-121	21-57
3/24/73	at Golden State	L	101-106	21-58
3/25/73	at Portland	L	*107-113	21-59
3/27/73	at Houston(SA)	L	111-121	21-60
3/28/73	at Houston(SA)	L	122-138	21-61

** Indicates overtime (0-2)*
***Bold** indicates wins*
(H) Indicates game played in Hershey
(SA) Indicates game played in San Antonio

1971-72 BUFFALO BRAVES

PLAYER	G	Min.	FG	FGA	Pct.	FT	FTA	Pct.	Reb.	Ast.	PF	Dq.	Pts.	Avg.
Bob Kauffman	77	3205	558	1123	.497	341	429	.795	787	297	273	7	1457	18.9
Elmore Smith	78	3186	579	1275	.454	194	363	.534	1184	111	306	10	1352	17.3
Walt Hazzard	72	2389	450	998	.451	237	303	.782	213	406	230	2	1137	15.8
Randy Smith	76	2094	432	896	.482	158	254	.622	368	189	202	2	1022	13.4
Fred Hilton	61	1349	309	795	.389	90	122	.738	156	116	145	0	708	11.6
Dick Garrett	73	1905	325	735	.442	136	157	.866	225	165	225	5	786	10.8
Mike Davis	62	1068	213	501	.425	138	180	.767	120	82	141	5	564	9.1
Jerry Chambers	26	369	78	180	.433	22	32	.688	67	23	39	0	178	6.8
Cornell Warner	62	1239	162	366	.443	58	78	.744	379	54	125	2	382	6.2
John Hummer	55	1186	113	290	.390	58	124	.468	229	72	178	4	284	5.2
Emmette Bryant	54	1223	101	220	.459	75	125	.600	127	206	167	5	277	5.1
Bill Hosket	44	592	89	181	.492	42	52	.808	123	38	79	0	220	5.0

RECORD
22-60
Home 14-27, Road 8-33
4th place, Atlantic Division

PLAYOFFS
None

BRAVES LEADERS
Scoring: Kauffman (18.9)
Rebounding: Smith (15.2)
Assists: Hazzard (5.6)

HONORS
Bob Kauffman
1972 All-Star Game
Elmore Smith
All-Rookie Team

HEAD COACH
Dolph Schayes (0-1)
John McCarthy (22-59)

ATHLETIC TRAINER/ TRAVELING SECRETARY
Jerry McCann

GAME-BY-GAME RESULTS

OCTOBER (3-7)				
10/12/71	Seattle	L	90-123	0-1
10/15/71	**at Cleveland**	**W**	***111-109**	**1-1**
10/16/71	Cleveland	L	89-93	1-2
10/19/71	L.A. Lakers	L	106-123	1-3
10/22/71	at Milwaukee	L	105-124	1-4
10/23/71	Boston	L	98-103	1-5
10/26/71	**at Golden State**	**W**	**91-89**	**2-5**
10/28/71	at Seattle	L	96-106	2-6
10/29/71	**at Portland**	**W**	**120-119**	**3-6**
10/31/71	at Houston	L	87-102	3-7
NOVEMBER (5-7)				
11/3/71	Phoenix	L	98-100	3-8
11/5/71	**at Atlanta**	**W**	***122-117**	**4-8**
11/6/71	**Chicago**	**W**	**130-99**	**5-8**
11/9/71	**Portland**	**W**	**109-100**	**6-8**
11/13/71	Milwaukee	L	106-127	6-9
11/16/71	**Cincinnati**	**W**	**102-98**	**7-9**
11/19/71	at Baltimore	L	105-126	7-10
11/20/71	Detroit	L	96-105	7-11
11/23/71	**Atlanta**	**W**	**102-97**	**8-11**
11/24/71	at Boston	L	100-108	8-12
11/27/71	Golden State	L	91-110	8-13
11/30/71	Houston	L	101-115	8-14
DECEMBER (4-10)				
12/2/71	**Baltimore(T)**	**W**	**109-105**	**9-14**
12/3/71	**Cleveland**	**W**	**91-90**	**10-14**
12/4/71	at New York	L	90-130	10-15
12/7/71	**Cincinnati**	**W**	**115-91**	**11-15**
12/10/71	Portland	L	*100-101	11-16
12/14/71	**Philadelphia**	**W**	**117-110**	**12-16**
12/15/71	at Milwaukee(M)	L	108-122	12-17
12/17/71	New York	L	95-115	12-18
12/18/71	at Boston	L	91-124	12-19
12/21/71	L.A. Lakers	L	103-117	12-20
12/25/71	at Atlanta	L	117-140	12-21
12/27/71	Philadelphia	L	112-121	12-22
12/28/71	at L.A. Lakers	L	87-105	12-23
12/30/71	at Phoenix	L	102-123	12-24
JANUARY (3-11)				
1/1/72	at Seattle	L	83-97	12-25
1/2/72	at Portland	L	90-108	12-26
1/4/72	at Golden State	L	86-112	12-27
1/7/72	Phoenix	L	110-123	12-28
1/8/72	**at Cincinnati**	**W**	**97-87**	**13-28**
1/9/72	at Detroit	L	96-101	13-29
1/11/72	Cincinnati	L	*107-109	13-30
1/12/72	**at Philadelphia**	**W**	**111-109**	**14-30**
1/14/72	Portland	L	100-102	14-31
1/21/72	Chicago	L	93-113	14-32
1/25/72	Atlanta	L	110-123	14-33
1/26/72	at Baltimore	L	*114-115	14-34
1/28/72	Seattle	L	93-104	14-35
1/30/72	**at Cleveland**	**W**	**99-98**	**15-35**
FEBRUARY (3-14)				
2/172	Cleveland	L	99-104	15-36
2/02/72	at Philadelphia	L	104-119	15-37
2/4/72	New York	L	84-103	15-38
2/5/72	at Chicago	L	96-130	15-39
2/6/72	**at Cleveland**	**W**	**121-108**	**16-39**
2/8/72	Milwaukee	L	108-126	16-40
2/9/72	at Boston	L	112-139	16-41
2/11/72	**Detroit**	**W**	**95-88**	**17-41**
2/12/72	at Detroit	L	87-113	17-42
2/13/72	at Atlanta	L	119-133	17-43
2/15/72	Golden State	L	100-103	17-44
2/18/72	Houston	L	96-108	17-45
2/19/72	at New York	L	95-100	17-46
2/22/72	**Baltimore**	**W**	**99-98**	**18-46**
2/24/72	at Cincinnati(D)	L	97-108	18-47
2/25/72	Boston	L	115-117	18-48
2/29/72	Atlanta	L	89-99	18-49
MARCH (4-11)				
3/1/72	at Philadelphia	L	99-108	18-50
3/3/72	**New York**	**W**	**105-97**	**19-50**
3/5/72	at Phoenix	L	103-131	19-51
3/7/72	at Portland	L	94-98	19-52
3/11/72	at Houston	L	100-121	19-53
3/12/72	at L.A. Lakers	L	102-141	19-54
3/14/72	**Philadelphia**	**W**	**108-105**	**20-54**
3/17/72	at Chicago	L	103-126	20-55
3/18/72	**Detroit**	**W**	**116-103**	**21-55**
3/19/72	at Cincinnati	L	105-136	21-56
3/21/72	**Baltimore**	**W**	**114-100**	**22-56**
3/22/72	at New York	L	99-123	22-57
3/24/72	at Detroit	L	105-112	22-58
3/25/72	Boston	L	116-121	22-59
3/26/72	at Baltimore	L	101-119	22-60

** Indicates overtime (2-3)*
***Bold** indicates wins*
(T) Indicates game played in Toronto
(M) Indicates game played in Madison
(D) Indicates game played in Dayton

1970-71 BUFFALO BRAVES

PLAYER	G	Min.	FG	FGA	Pct.	FT	FTA	Pct.	Reb.	Ast.	PF	Dq.	Pts.	Avg.
Bob Kauffman	78	2778	616	1309	.471	359	485	.740	837	354	263	8	1591	20.4
Don May	76	2666	629	1336	.471	277	350	.791	567	150	219	4	1535	20.2
Dick Garrett	75	2375	373	902	.414	218	251	.869	295	264	290	9	964	12.9
Mike Davis	73	1617	317	744	.426	199	262	.760	187	153	220	7	833	11.4
John Hummer	81	2637	339	764	.444	235	405	.580	717	163	284	10	913	11.3
Herm Gilliam	80	2082	378	896	.422	142	189	.751	334	291	246	4	898	11.2
Emmette Bryant	73	2137	288	684	.421	151	203	.744	262	352	266	7	727	10.0
Bill Hosket	13	217	47	90	.522	11	17	.647	75	20	27	1	105	8.1
Cornell Warner	65	1293	156	376	.415	79	143	.552	452	53	140	2	391	6.0
Freddie Crawford	15	203	36	106	.340	16	26	.615	35	24	18	0	88	5.9
George Wilson	46	713	92	269	.342	56	69	.812	230	48	99	1	240	5.2
Paul Long	30	213	57	120	.475	20	24	.833	31	25	23	0	134	4.5
Nate Bowman	44	483	58	148	.392	20	38	.526	173	41	91	2	136	3.1
Mike Silliman	36	366	36	79	.456	19	39	.487	62	23	37	0	91	2.5
Mike Lynn	5	25	2	7	.286	3	3	1.000	4	1	9	0	7	1.4

RECORD
22-60
Home 15-26, Road 7-34
4th place, Atlantic Division

PLAYOFFS
None

BRAVES LEADERS
Scoring: Kauffman (20.4)
Rebounding: Kauffman (10.7)
Assists: Bryant (4.8)

HONORS
Bob Kauffman
1971 All-Star Game

HEAD COACH
Dolph Schayes

ATHLETIC TRAINER/ TRAVELING SECRETARY
Jerry McCann

GAME-BY-GAME RESULTS

	-OCTOBER (1-6)			
10/14/70	**Cleveland**	**W**	**107-92**	**1-0**
10/17/70	San Diego	L	93-102	1-1
10/20/70	Philadelphia	L	89-98	1-2
10/24/70	Detroit	L	95-114	1-3
10/27/70	at Portland	L	108-119	1-4
10/30/70	at L.A. Lakers	L	90-104	1-5
10/31/70	at Portland	L	102-107	1-6
	NOVEMBER (6-10)			
11/2/70	at Phoenix	L	102-110	1-7
11/4/70	Seattle	L	101-126	1-8
11/5/70	at Detroit	L	109-121	1-9
11/7/70	**Cleveland**	**W**	**103-91**	**2-9**
11/11/70	**Atlanta**	**W**	**134-118**	**3-9**
11/13/70	at Philadelphia	L	111-119	3-10
11/14/70	Milwaukee	L	107-116	3-11
11/16/70	**at Seattle(P)**	**W**	**112-103**	**4-11**
11/17/70	**at Portland**	**W**	**102-101**	**5-11**
11/20/70	at San Francisco	L	108-123	5-12
11/21/70	at Portland(S)	L	108-112	5-13
11/24/70	**Phoenix**	**W**	**112-106**	**6-13**
11/25/70	at Philadelphia(B)	L	92-99	6-14
11/27/70	at Chicago	L	104-121	6-15
11/28/70	**Portland**	**W**	**111-95**	**7-15**
11/30/70	at Boston(PH)	L	106-109	7-16
	DECEMBER (4-15)			
12/1/70	Boston	L	116-117	7-17
12/4/70	**New York**	**W**	**97-91**	**8-17**
12/5/70	at New York	L	93-117	8-18
12/6/70	at Cleveland	L	106-108	8-19
12/8/70	Boston	L	102-122	8-20
12/10/70	Chicago(SY)	L	120-138	8-21
12/11/70	Portland	L	105-120	8-22
12/12/70	**at Detroit**	**W**	**93-92**	**9-22**
12/13/70	at Atlanta	L	91-110	9-23
12/15/70	**L.A. Lakers**	**W**	**113-111**	**10-23**
12/17/70	at Boston	L	93-102	10-24
12/18/70	**Cleveland**	**W**	**113-94**	**11-24**
12/19/70	at Cleveland	L	112-123	11-25
12/20/70	at Milwaukee	L	101-131	11-26
12/23/70	Chicago	L	103-104	11-27
12/25/70	at New York	L	102-115	11-28
12/26/70	at Cleveland	L	107-120	11-29
12/29/70	Philadelphia	L	113-124	11-30
12/30/70	at Baltimore(CP)	L	90-106	11-31
	JANUARY (5-13)			
1/2/71	Cincinnati	L	103-115	11-32
1/6/71	**San Francisco**	**W**	**115-108**	**12-32**
1/8/71	Seattle	L	102-110	12-33
1/9/71	at Cleveland	L	89-111	12-34
1/10/71	at Chicago	L	113-141	12-35
1/14/71	**Portland(R)**	**W**	**119-113**	**13-35**
1/15/71	Detroit	L	97-99	13-36
1/16/71	at Cincinnati	L	113-114	13-37
1/18/71	Atlanta	L	113-123	13-38
1/19/71	Cleveland(SY)	L	79-111	13-39
1/20/71	**Portland**	**W**	**126-106**	**14-39**
1/22/71	**San Diego**	**W**	**101-94**	**15-39**
1/24/71	**Portland**	**W**	**123-111**	**16-39**
1/25/71	at San Diego	L	106-114	16-40
1/26/71	at Phoenix	L	82-114	16-41
1/28/71	at Seattle	L	110-120	16-42
1/29/71	at San Francisco	L	100-106	16-43
1/31/71	at Cleveland	L	108-117	16-44
	FEBRUARY (3-9)			
2/2/71	Cleveland(R)	L	91-101	16-45
2/5/71	Baltimore	L	90-98	16-46
2/10/71	**New York**	**W**	**106-99**	**17-46**
2/13/71	**at Cleveland**	**W**	**111-106**	**18-46**
2/14/71	Phoenix	L	97-108	18-47
2/16/71	Milwaukee	L	103-135	18-48
2/17/71	**at Baltimore**	**W**	**118-114**	**19-48**
2/19/71	Baltimore	L	113-120	19-49
2/20/71	at Cincinnati	L	94-120	19-50
2/22/71	San Francisco	L	91-109	19-51
2/26/71	Detroit	L	122-127	19-52
2/27/71	at Atlanta	L	117-134	19-53
	MARCH (3-7)			
3/2/71	L.A. Lakers	L	118-131	19-54
3/4/71	at Milwaukee	L	113-116	19-55
3/6/71	**Cleveland**	**W**	**120-109**	**20-55**
3/8/71	**at Portland**	**W**	**114-98**	**21-55**
3/9/71	at San Diego	L	96-106	21-56
3/12/71	**at L.A. Lakers**	**W**	**116-109**	**22-56**
3/14/71	at Portland	L	112-122	22-57
3/16/71	Cincinnati	L	102-113	22-58
3/19/71	at Detroit	L	105-111	22-59
3/20/71	Portland	L	129-132	22-60

Bold *indicates wins*
(P) Indicates game played in Portland
(S) Indicates game played in Seattle
(B) Indicates game played in Boston
(PH) Indicates game played in Philadelphia
(SY) Indicates game played in Syracuse
(CP) Indicates game played in College Park
(R) Indicates game played in Rochester

ALL-TIME ROSTER

ZAID ABDUL-AZIZ
Iowa State '68 | 6'9" | 235 | 4/7/46 | #35 | Buffalo Braves: 1976-77
Acquired: Signed as a Free Agent (11/26/76) | Departed: Waived (1/20/77)

Yrs	G	Min	FGM	FGA	Pct	FTM	FTA	Pct	Reb	Ast	Pts	Avg
1	22	195	25	74	.338	33	43	.767	90	7	83	3.8

MAHDI ABDUL-RAHMAN
UCLA '64 | 6'3" | 185 | 4/15/42 | #42 | Buffalo Braves: 1971-72 to 1972-73
Acquired: From Atlanta (7/26/71) | Departed: Waived (11/9/72)

Yrs	G	Min	FGM	FGA	Pct	FTM	FTA	Pct	Reb	Ast	Pts	Avg
2	81	2523	475	1058	.449	240	309	.777	223	423	1190	14.7

ALEX ACKER
Pepperdine '05 | 6'5" | 185 | 1/21/83 | #3 | Los Angeles Clippers: 2008-09
Acquired: From Detroit (2/16/09)

Yrs	G	Min	FGM	FGA	Pct	FTM	FTA	Pct	Reb	Ast	Pts	Avg
1	18	179	26	65	.400	4	8	.500	22	11	63	3.5

DON ADAMS
Northwestern '70 | 6'7" | 210 | 11/27/47 | #10 | Buffalo Braves: 1975-76 to 1976-77
Acquired: Signed as a Free Agent (12/5/75)

Yrs	G	Min	FGM	FGA	Pct	FTM	FTA	Pct	Reb	Ast	Pts	Avg
2	133	2414	283	696	.407	169	230	.735	516	223	735	5.5

MARK AGUIRRE
DePaul '82 | 6'6" | 232 | 12/10/59 | #32 | Los Angeles Clippers: 1993-94
Acquired: Signed as a Free Agent (10/25/93) | Departed: Waived (2/1/94)

Yrs	G	Min	FGM	FGA	Pct	FTM	FTA	Pct	Reb	Ast	Pts	Avg
1	39	859	163	348	.468	50	72	.694	116	104	413	10.6

AL-FAROUQ AMINU
Wake Forest '10 | 6'9" | 215 | 9/21/90 | #3 | Los Angeles Clippers: 2010-11
Acquired: First round in 2010 Draft (8th overall) | Departed: Traded to New Orleans (12/14/11)

Yrs	G	Min	FGM	FGA	Pct	FTM	FTA	Pct	Reb	Ast	Pts	Avg
1	81	1452	160	406	.394	92	119	.773	267	60	457	5.6

DEREK ANDERSON
Kentucky '97 | 6'5" | 195 | 7/18/74 | #1 | Los Angeles Clippers: 1999-00
Acquired: From Cleveland (8/4/99)

Yrs	G	Min	FGM	FGA	Pct	FTM	FTA	Pct	Reb	Ast	Pts	Avg
1	64	2201	377	860	.438	271	309	.877	258	220	1080	16.9

KENNY ANDERSON
Georgia Tech '92 | 6'1" | 168 | 10/9/70 | #7 | Los Angeles Clippers: 2004-05
Acquired: Claimed off Waivers from Atlanta (2/28/05) | Departed: Waived (3/25/05)

Yrs	G	Min	FGM	FGA	Pct	FTM	FTA	Pct	Reb	Ast	Pts	Avg
1	4	26	4	11	.364	0	0	—	5	5	8	2.0

RICHARD ANDERSON
UC Santa Barbara '82 | 6'10" | 243 | 11/19/60 | #32/35 | San Diego Clippers: 1982-83
Acquired: Second round in 1982 Draft (32nd overall) | Departed: Traded to Denver (10/4/83)

Yrs	G	Min	FGM	FGA	Pct	FTM	FTA	Pct	Reb	Ast	Pts	Avg
1	78	1274	174	431	.404	48	69	.696	272	120	403	5.2

NATE ARCHIBALD
UT-El Paso '70 | 6'1" | 165 | 9/2/48 | #1 | Buffalo Braves: 1977-78
Acquired: From New York Nets (9/1/77) | Departed: Traded to Boston (8/4/78)

Yrs	G	Min	FGM	FGA	Pct	FTM	FTA	Pct	Reb	Ast	Pts	Avg
1	Did not play — Torn Achilles Tendon											

ISAAC AUSTIN
Arizona State '91 | 6'10" | 270 | 8/18/69 | #8 | Los Angeles Clippers: 1997-98
Acquired: From Miami (2/19/98)

Yrs	G	Min	FGM	FGA	Pct	FTM	FTA	Pct	Reb	Ast	Pts	Avg
1	26	895	154	339	.454	88	135	.652	227	88	396	15.2

ANTHONY AVENT
Seton Hall '91 | 6'9" | 240 | 10/18/69 | #30 | Los Angeles Clippers: 1999-00
Acquired: Signed as a Free Agent (10/4/99)

Yrs	G	Min	FGM	FGA	Pct	FTM	FTA	Pct	Reb	Ast	Pts	Avg
1	49	377	29	96	.302	23	32	.719	74	11	81	1.7

WILLIAM "BIRD" AVERITT
Pepperdine '74 | 6'2" | 175 | 7/22/52 | #14 | Buffalo Braves: 1976-77 to 1977-78
Acquired: First round in 1976 ABA Dispersal Draft; Re-signed as a Free Agent (1/31/78)
Departed: Sold to New Jersey (9/16/78)

Yrs	G	Min	FGM	FGA	Pct	FTM	FTA	Pct	Reb	Ast	Pts	Avg
2	109	1821	363	915	.397	185	265	.698	128	262	911	8.4

MAURICE BAKER
Oklahoma State '02 | 6'1" | 185 | 7/28/79 | #4 | Los Angeles Clippers: 2004-05
Acquired: Signed to a 10-day contract (2/21/05) | Departed: Waived (2/28/05)

Yrs	G	Min	FGM	FGA	Pct	FTM	FTA	Pct	Reb	Ast	Pts	Avg
1	1	0	0	0	—	0	0	—	0	0	0	0.0

VIN BAKER
Hartford '93 | 6'11" | 240 | 11/23/71 | #34 | Los Angeles Clippers: 2005-06
Acquired: Signed as a Free Agent (2/20/06)

Yrs	G	Min	FGM	FGA	Pct	FTM	FTA	Pct	Reb	Ast	Pts	Avg
1	8	85	7	15	.467	13	18	.722	19	4	27	3.4

CEDRIC BALL
UNC Charlotte '90 6'8" 210 4/16/68 #44 Los Angeles Clippers: 1990-91
Acquired: Signed as a Free Agent (9/20/90); Re-signed as a Free Agent (11/14/90)
Departed: Waived (10/30/90); Waived (12/5/90)

Yrs	G	Min	FGM	FGA	Pct	FTM	FTA	Pct	Reb	Ast	Pts	Avg
1	7	26	3	8	.375	2	2	1.000	11	0	8	1.1

KEN BANNISTER
St. Augustine's '84 6'9" 235 4/1/60 #51 Los Angeles Clippers: 1988-89 to 1990-91
Acquired: Signed as a Free Agent (4/5/89) Departed: Waived (6/21/91)

Yrs	G	Min	FGM	FGA	Pct	FTM	FTA	Pct	Reb	Ast	Pts	Avg
3	108	1058	142	278	.511	107	228	.469	241	30	391	3.6

MARVIN BARNES
Providence '74 6'9" 225 7/27/52 #8/27 Buff. Braves/SD Clippers: 1977-78, 1979-80
Acquired: From Detroit (11/23/77); Signed as a Free Agent (9/30/79); Re-signed as a Free Agent (1/30/79)
Departed: Traded to Boston (8/4/78); Waived (10/10/79)

Yrs	G	Min	FGM	FGA	Pct	FTM	FTA	Pct	Reb	Ast	Pts	Avg
2	68	1664	250	603	.415	130	185	.703	425	135	630	9.3

MATT BARNES
UCLA '02 6'7" 235 3/9/80 #22 Los Angeles Clippers: 2003-04
Acquired: Signed two consecutive 10-day contracts (1/18/04); Signed for the remainder of the season (2/8/04)

Yrs	G	Min	FGM	FGA	Pct	FTM	FTA	Pct	Reb	Ast	Pts	Avg
1	38	724	63	138	.457	43	61	.705	151	48	171	4.5

ANDRE BARRETT
Seton Hall '04 5'10" 173 2/21/98 #1 Los Angeles Clippers: 2007-08
Acquired: Signed as a free agent (3/1/08)

Yrs	G	Min	FGM	FGA	Pct	FTM	FTA	Pct	Reb	Ast	Pts	Avg
1	4	25	2	5	.400	1	2	.500	1	7	6	1.5

BRENT BARRY
Oregon State '95 6'6" 215 12/31/71 #31 Los Angeles Clippers: 1995-96 to 1997-98
Acquired: From Denver (6/28/95) Departed: Traded to Miami (2/19/98)

Yrs	G	Min	FGM	FGA	Pct	FTM	FTA	Pct	Reb	Ast	Pts	Avg
3	179	4333	628	1420	.442	290	352	.824	421	516	1803	10.1

BENOIT BENJAMIN
Creighton '86 7'0" 265 11/22/64 #00 Los Angeles Clippers: 1985-86 to 1990-91
Acquired: First round in 1985 Draft (3rd overall) Departed: Traded to Seattle (2/20/91)

Yrs	G	Min	FGM	FGA	Pct	FTM	FTA	Pct	Reb	Ast	Pts	Avg
6	406	12724	2066	4127	.501	1272	1741	.731	3538	776	5405	13.3

MARIO BENNETT
Arizona State '95 6'9" 220 8/1/73 #22 Los Angeles Clippers: 1999-00
Acquired: Signed to a 10-day contract (3/7/00)

Yrs	G	Min	FGM	FGA	Pct	FTM	FTA	Pct	Reb	Ast	Pts	Avg
1	1	3	0	3	.000	0	0	.000	2	0	0	0.0

HENRY BIBBY
UCLA '72 6'1" 185 11/24/49 #15 San Diego Clippers: 1980-81
Acquired: Signed as a Free Agent (10/28/80)

Yrs	G	Min	FGM	FGA	Pct	FTM	FTA	Pct	Reb	Ast	Pts	Avg
1	73	1112	118	306	.386	67	98	.684	74	200	335	4.6

BOB BIGELOW
Pennsylvania '75 6'7" 215 12/26/53 #32 San Diego Clippers: 1978-79
Acquired: Signed as a Free Agent (10/26/78)

Yrs	G	Min	FGM	FGA	Pct	FTM	FTA	Pct	Reb	Ast	Pts	Avg
1	29	413	36	90	.400	13	21	.619	46	25	85	2.9

CHAUNCEY BILLUPS
Colorado '97 6'3" 210 9/25/76 #1 Los Angeles Clippers: 2011-12
Acquired: Claimed off waivers from New York (12/12/11); Re-signed at a Free Agent (7/13/12)

Yrs	G	Min	FGM	FGA	Pct	FTM	FTA	Pct	Reb	Ast	Pts	Avg
1	20	607	83	228	.364	85	95	.895	50	80	299	5.0

STEVE BLAKE
Maryland'03 6'3" 172 2/26/80 #2 Los Angeles Clippers: 2009-10
Acquired: From Portland with Travis Outlaw and cash considerations in exchange for F Marcus Camby (2/16/10)

Yrs	G	Min	FGM	FGA	Pct	FTM	FTA	Pct	Reb	Ast	Pts	Avg
1	29	762	74	167	.443	12	16	.750	69	177	198	6.8

ERIC BLEDSOE
Kentucky '10 6'1" 195 12/9/89 #12 Los Angeles Clippers: 2010-12
Acquired: From Oklahoma City (6/24/10)

Yrs	G	Min	FGM	FGA	Pct	FTM	FTA	Pct	Reb	Ast	Pts	Avg
2	121	2304	255	612	.417	127	177	.718	288	355	132	5.6

ETDRICK BOHANNON
Auburn-Mont. '97 6'10" 238 5/29/73 #41 Los Angeles Clippers: 1999-00
Acquired: Signed to a 10-day contract (3/27/00); Signed for remainder of season (4/6/00);
Departed: Waived (10/25/00)

Yrs	G	Min	FGM	FGA	Pct	FTM	FTA	Pct	Reb	Ast	Pts	Avg
1	11	113	7	13	.538	12	20	.600	30	5	26	2.4

ALL-TIME ROSTER

NATE BOWMAN
Wichita State '65 6'10" 230 3/19/43 #17 Buffalo Braves: 1970-71
Acquired: From New York (6/20/70)

Yrs	G	Min	FGM	FGA	Pct	FTM	FTA	Pct	Reb	Ast	Pts	Avg
1	44	483	58	148	.392	20	38	.526	173	41	136	3.1

EARL BOYKINS
Eastern Michigan '98 5'5" 133 6/2/76 #11 Los Angeles Clippers: 2000-01 to 2001-02
Acquired: Signed as a Free Agent (9/29/00) Departed: Waived (6/28/02)

Yrs	G	Min	FGM	FGA	Pct	FTM	FTA	Pct	Reb	Ast	Pts	Avg
2	78	910	135	338	.399	61	78	.782	65	177	345	4.4

ELTON BRAND
Duke '01 6'8" 272 3/11/79 #42 Los Angeles Clippers: 2001-02 to 2007-08
Acquired: From Chicago (6/27/01)

Yrs	G	Min	FGM	FGA	Pct	FTM	FTA	Pct	Reb	Ast	Pts	Avg
7	459	17595	3549	6902	.514	2236	2972	.752	4710	1242	9336	20.3

JUNIOR BRIDGEMAN
Louisville '75 6'5" 215 9/17/53 #2 Los Angeles Clippers: 1984-85 to 1985-86
Acquired: From Milwaukee (9/29/84) Departed: Traded to Sacramento (8/19/86)

Yrs	G	Min	FGM	FGA	Pct	FTM	FTA	Pct	Reb	Ast	Pts	Avg
2	138	3203	659	1441	.457	287	325	.883	353	279	1665	12.1

JIM BROGAN
W Va. Wesleyan '80 6'6" 180 2/24/58 #15 San Diego Clippers: 1981-82 to 1982-83
Acquired: Signed as a Free Agent (8/31/81)

Yrs	G	Min	FGM	FGA	Pct	FTM	FTA	Pct	Reb	Ast	Pts	Avg
2	121	1493	256	577	.444	95	127	.748	182	222	619	5.1

GARY BROKAW
Notre Dame '74 6'4" 180 1/11/54 #7 Buffalo Braves: 1977-78
Acquired: From Cleveland (10/17/77) Departed: Waived (12/14/77)

Yrs	G	Min	FGM	FGA	Pct	FTM	FTA	Pct	Reb	Ast	Pts	Avg
1	13	130	18	43	.419	18	24	.750	12	20	54	4.2

MICHAEL BROOKS
LaSalle '80 6'7" 220 8/17/58 #7 San Diego Clippers: 1980-81 to 1983-84
Acquired: First round in 1980 Draft (9th overall) Departed: Missed 1984-85 and 1985-86 due to injury

Yrs	G	Min	FGM	FGA	Pct	FTM	FTA	Pct	Reb	Ast	Pts	Avg
6	293	9091	1640	3359	.488	725	1015	.714	1929	794	4010	13.7

SCOTT BROOKS
UC Irvine '87 5'11" 165 7/31/65 #1 Los Angeles Clippers: 1998-99
Acquired: Signed as a Free Agent (1/21/99) Departed: Waived (2/19/99)
Did Not Play — Strained right medial collateral ligament

BOBBY BROWN
Cal State Fullerton '07 6'2" 200 9/24/84 #6 Los Angeles Clippers: 2009-10
Acquired: From New Orleans in exchange for a 2014 conditional second round draft pick and cash considerations (1/26/10)

Yrs	G	Min	FGM	FGA	Pct	FTM	FTA	Pct	Reb	Ast	Pts	Avg
1	23	191	28	85	.329	5	7	.714	20	42	70	3.0

TONY BROWN
Arkansas '82 6'6" 195 7/29/60 #17 Los Angeles Clippers: 1991-92
Acquired: Signed as a Free Agent (10/1/91) Departed: Waived (12/31/91)

Yrs	G	Min	FGM	FGA	Pct	FTM	FTA	Pct	Reb	Ast	Pts	Avg
1	22	254	39	89	.438	18	29	.621	28	16	103	4.7

RICK BRUNSON
Temple '95 6'4" 190 6/14/72 #9 Los Angeles Clippers: 2004-05
Acquired: Signed as a Free Agent (9/30/04)

Yrs	G	Min	FGM	FGA	Pct	FTM	FTA	Pct	Reb	Ast	Pts	Avg
1	80	1945	166	442	.376	57	74	.770	187	410	437	5.5

EMMETTE BRYANT
DePaul '64 6'1" 175 11/4/38 #7 Buffalo Braves: 1970-71 to 1971-72
Acquired: From Boston in 1970 Expansion Draft (5/11/70)

Yrs	G	Min	FGM	FGA	Pct	FTM	FTA	Pct	Reb	Ast	Pts	Avg
2	127	3360	389	904	.430	226	328	.689	389	558	1004	7.9

JOE "JELLY BEAN" BRYANT
LaSalle '76 6'9" 225 10/19/54 #23 San Diego Clippers: 1979-80 to 1981-82
Acquired: From Philadelphia (10/5/79) Departed: Traded to Houston (6/28/82)

Yrs	G	Min	FGM	FGA	Pct	FTM	FTA	Pct	Reb	Ast	Pts	Avg
3	238	6675	1014	2174	.466	548	708	.774	1230	522	2591	10.9

WALLACE BRYANT
San Francisco '82 7'0" 245 7/14/59 #31 Los Angeles Clippers: 1985-86
Acquired: Signed to two consecutive 10-day contracts (1/6/86)

Yrs	G	Min	FGM	FGA	Pct	FTM	FTA	Pct	Reb	Ast	Pts	Avg
1	8	64	4	18	.222	5	8	.625	20	4	13	1.6

TORGEIR BRYN
Southwest Texas State '89 6'9" 250 8/8/64 #12 Los Angeles Clippers: 1989-90
Acquired: Signed as a Free Agent (10/21/89) Departed: Waived (11/17/89)

Yrs	G	Min	FGM	FGA	Pct	FTM	FTA	Pct	Reb	Ast	Pts	Avg
1	3	10	0	2	.000	4	6	.667	2	0	4	1.3

STEVE BURTT
Iona '84 6'2" 195 11/5/62 #15 Los Angeles Clippers: 1987-88
Acquired: Signed to a 10-day contract (3/18/88); Signed for remainder of season (4/7/88)

Yrs	G	Min	FGM	FGA	Pct	FTM	FTA	Pct	Reb	Ast	Pts	Avg
1	19	312	62	138	.449	47	69	.681	27	38	171	9.0

CARON BUTLER
Connetictut '02 6'7" 228 3/13/80 #5 Los Angeles Clippers: 2011-12
Acquired: Signed as a free agent (12/9/11)

Yrs	G	Min	FGM	FGA	Pct	FTM	FTA	Pct	Reb	Ast	Pts	Avg
1	63	1871	287	705	.407	878	107	.813	230	78	753	12.0

GREG BUTLER
Stanford '88 6'11" 240 3/11/66 #45 Los Angeles Clippers: 1990-91
Acquired: Signed as a Free Agent (9/28/90) Departed: Waived (12/26/90)

Yrs	G	Min	FGM	FGA	Pct	FTM	FTA	Pct	Reb	Ast	Pts	Avg
1	9	37	5	19	.263	4	6	.667	16	1	14	1.6

RASUAL BUTLER
LaSalle '02 6'7" 215 5/23/79 #45 Los Angeles Clippers: 2009-2011
Acquired: From New Orleans (8/12/09); Re-Signed as a free agent (7/26/10) Departed: Waived (2/28/11)

Yrs	G	Min	FGM	FGA	Pct	FTM	FTA	Pct	Reb	Ast	Pts	Avg
2	123	3446	429	1096	.366	140	172	.754	316	143	1185	8.5

MICHAEL CAGE
San Diego State '84 6'9" 235 1/28/62 #44 Los Angeles Clippers: 1984-85 to 1987-88
Acquired: First round in 1984 Draft (14th overall) Departed: Traded to Seattle (6/28/88)

Yrs	G	Min	FGM	FGA	Pct	FTM	FTA	Pct	Reb	Ast	Pts	Avg
4	305	8758	1237	2468	.501	881	1252	.704	2669	373	3355	11.0

MARCUS CAMBY
Massachusetts '96 6'11" 235 3/22/74 #23 Los Angeles Clippers: 2008-2010
Acquired: From Denver (7/15/08) Departed: Traded to Portland (2/16/10)

Yrs	G	Min	FGM	FGA	Pct	FTM	FTA	Pct	Reb	Ast	Pts	Avg
2	113	3521	420	852	.492	192	273	.703	1306	278	1035	9.2

BOB CARRINGTON
Boston College '76 6'6" 195 7/3/53 #30 San Diego Clippers: 1979-80
Acquired: Signed as a Free Agent (6/15/79) Departed: Waived (11/19/79)

Yrs	G	Min	FGM	FGA	Pct	FTM	FTA	Pct	Reb	Ast	Pts	Avg
1	10	134	15	37	.405	6	8	.750	13	3	36	3.6

SAM CASSELL
Florida State '93 6'3" 185 11/18/69 #19 Los Angeles Clippers: 2005-06 to 2007-08
Acquired: From Minnesota (8/12/05) Departed: Waived (2/28/08)

Yrs	G	Min	FGM	FGA	Pct	FTM	FTA	Pct	Reb	Ast	Pts	Avg
3	174	5035	937	2139	.438	555	636	.872	559	941	2545	14.6

HARVEY CATCHINGS
Hardin-Simmons '74 6'9" 218 9/2/51 #41/42 Los Angeles Clippers: 1984-85
Acquired: From Milwaukee (9/29/84)

Yrs	G	Min	FGM	FGA	Pct	FTM	FTA	Pct	Reb	Ast	Pts	Avg
1	70	1049	72	149	.483	59	89	.663	262	15	203	2.9

LIONEL CHALMERS
Xavier (OH) '04 6'0" 180 11/10/80 #0 Los Angeles Clippers: 2004-05
Acquired: Second round in 2004 Draft (33rd overall)

Yrs	G	Min	FGM	FGA	Pct	FTM	FTA	Pct	Reb	Ast	Pts	Avg
1	36	433	42	125	.336	15	24	.625	31	51	111	3.1

JERRY CHAMBERS
Utah '66 6'5" 190 7/18/43 #40 Buffalo Braves: 1971-72
Acquired: From Atlanta (7/26/71)

Yrs	G	Min	FGM	FGA	Pct	FTM	FTA	Pct	Reb	Ast	Pts	Avg
1	26	369	78	180	.433	22	32	.688	67	23	178	6.8

TOM CHAMBERS
Utah '81 6'10" 225 6/21/59 #22 San Diego Clippers: 1981-82 to 1982-83
Acquired: First round in 1981 Draft (8th overall) Departed: Traded to Seattle (8/18/83)

Yrs	G	Min	FGM	FGA	Pct	FTM	FTA	Pct	Reb	Ast	Pts	Avg
2	160	5347	1419	2155	.498	637	946	.673	1080	338	2783	17.4

KEN CHARLES
Fordham '73 6'3" 180 7/10/51 #14 Buffalo Braves: 1973-74 to 1975-76
Acquired: Third round in 1973 Draft (38th overall) Departed: Traded to Atlanta (6/16/76)

Yrs	G	Min	FGM	FGA	Pct	FTM	FTA	Pct	Reb	Ast	Pts	Avg
3	219	4630	656	1419	.462	334	430	.777	448	429	1646	7.5

PETE CHILCUTT
North Carolina '91 6'10" 245 9/14/68 #24 Los Angeles Clippers: 1999-00
Acquired: Signed to a 10-day contract (1/18/00); Signed to a 10-day contract (2/26/00);
Signed for remainder of season (3/7/00)

Yrs	G	Min	FGM	FGA	Pct	FTM	FTA	Pct	Reb	Ast	Pts	Avg
1	24	347	31	63	.492	6	6	1.000	79	16	73	3.0

DOUG CHRISTIE
Pepperdine '92 6'6" 205 5/9/70 #21 Los Angeles Clippers: 2006-07
Acquired: Signed to a 10-day contract (1/20/07); Signed to a second 10-day contract (2/11/07)
Departed: Placed on the suspended list (2/20/07)

Yrs	G	Min	FGM	FGA	Pct	FTM	FTA	Pct	Reb	Ast	Pts	Avg
1	7	82	5	17	.294	2	3	.667	11	8	13	1.9

ALL-TIME ROSTER

KEITH CLOSS, JR.
Central Connecticut St. '98 7'3" 215 4/3/76 #33 Los Angeles Clippers: 1997-98 to 2000-01
Acquired: Signed as a Free Agent (8/8/97) Departed: Waived (5/4/01)

Yrs	G	Min	FGM	FGA	Pct	FTM	FTA	Pct	Reb	Ast	Pts	Avg
4	130	1647	201	427	.471	100	165	.606	372	44	502	3.9

NORRIS COLEMAN
Kansas State '87 6'8" 210 9/27/61 #45 Los Angeles Clippers: 1987-88
Acquired: Second round in 1987 Draft (38th overall) Departed: Waived (2/3/88)

Yrs	G	Min	FGM	FGA	Pct	FTM	FTA	Pct	Reb	Ast	Pts	Avg
1	29	431	66	191	.346	20	36	.556	81	13	153	5.3

JAMES COLLINS
Florida State '97 6'4" 196 11/5/73 #32 Los Angeles Clippers: 1997-98
Acquired: From Philadelphia (6/25/97)

Yrs	G	Min	FGM	FGA	Pct	FTM	FTA	Pct	Reb	Ast	Pts	Avg
1	23	103	21	55	.382	8	14	.571	14	3	59	2.6

JARRON COLLINS
Stanford '01 6'11" 249 12/2/78 #31 Los Angeles Clippers: 2010-11
Acquired: Signed a second 10-day contract (1/15/11)

Yrs	G	Min	FGM	FGA	Pct	FTM	FTA	Pct	Reb	Ast	Pts	Avg
1	23	157	5	15	.333	7	10	.700	17	1	17	0.7

MARDY COLLINS
Temple '05 6'6" 220 8/4/84 #25 Los Angeles Clippers: 2008-09 to 2009-10
Acquired: From New York (11/21/08)

Yrs	G	Min	FGM	FGA	Pct	FTM	FTA	Pct	Reb	Ast	Pts	Avg
2	82	1285	144	352	.409	37	58	.637	149	145	342	4.2

MARTY CONLON
Providence '90 6'11" 235 1/19/68 #31 Los Angeles Clippers: 1999-00
Acquired: Signed as a Free Agent (12/17/99) Departed: Waived (1/5/00)

Yrs	G	Min	FGM	FGA	Pct	FTM	FTA	Pct	Reb	Ast	Pts	Avg
1	3	9	1	2	.500	0	0	.000	2	0	2	0.7

LESTER CONNER
Oregon State '82 6'4" 180 9/17/59 #7 Los Angeles Clippers: 1992-93
Acquired: Signed to two consecutive 10-day contracts (2/6/93); Signed for remainder of season (3/5/93)

Yrs	G	Min	FGM	FGA	Pct	FTM	FTA	Pct	Reb	Ast	Pts	Avg
1	31	422	28	62	.452	18	19	.947	49	65	74	2.4

WILL CONROY
Washington '05 6'2" 195 12/8/82 #10 Los Angeles Clippers: 2006-07
Acquired: Signed to a 10-day contract (2/28/07); Signed as a free agent (4/6/07)
Departed: Released (3/5/07), Waived (8/20/07)

Yrs	G	Min	FGM	FGA	Pct	FTM	FTA	Pct	Reb	Ast	Pts	Avg
1	7	51	0	3	.000	0	4	.000	7	9	0	0.0

BRIAN COOK
Illlinois ' 03 6'9" 250 12/4/80 #34 Los Angeles Clippers: 2010-12
Acquired: Signed as a free agent (7/9/10)
Departed: Traded to Washington (3/15/12)

Yrs	G	Min	FGM	FGA	Pct	FTM	FTA	Pct	Reb	Ast	Pts	Avg
2	56	568	83	219	.378	19	28	.678	119	17	224	4.0

JOE COOPER
Colorado '81 6'10" 230 9/1/57 #23 San Diego Clippers: 1982-83
Acquired: Signed as a Free Agent (3/21/83)

Yrs	G	Min	FGM	FGA	Pct	FTM	FTA	Pct	Reb	Ast	Pts	Avg
1	13	275	31	59	.525	11	20	.550	71	15	73	5.6

LANARD COPELAND
Georgia State '89 6'6" 190 7/16/65 #21 Los Angeles Clippers: 1991-92
Acquired: Signed as a Free Agent (9/9/91) Departed: Waived (12/3/91)

Yrs	G	Min	FGM	FGA	Pct	FTM	FTA	Pct	Reb	Ast	Pts	Avg
1	10	48	7	23	.304	2	2	1.000	7	5	16	1.6

FREDDIE CRAWFORD
St. Bonaventure '64 6'4" 190 12/23/41 #15 Buffalo Braves: 1970-71
Acquired: 1970 Expansion Draft Departed: Traded to Philadelphia (11/26/70)
from Milwaukee (5/11/70)

Yrs	G	Min	FGM	FGA	Pct	FTM	FTA	Pct	Reb	Ast	Pts	Avg
1	15	203	36	106	.340	16	26	.615	35	24	88	5.9

CHARLIE CRISS
New Mexico State '70 5'8" 165 11/6/49 #1/10 San Diego Clippers: 1981-82
Acquired: From Atlanta (1/20/82)

Yrs	G	Min	FGM	FGA	Pct	FTM	FTA	Pct	Reb	Ast	Pts	Avg
1	28	840	138	288	.479	76	86	.884	44	112	360	12.9

JEFF CROSS
Maine '84 6'10" 242 9/1/61 #54/38 Los Angeles Clippers: 1985-86
Acquired: Signed to a 10-day contract (1/31/86); Signed for remainder of season (2/12/86)

Yrs	G	Min	FGM	FGA	Pct	FTM	FTA	Pct	Reb	Ast	Pts	Avg
1	21	128	6	24	.250	14	25	.560	30	1	26	1.2

TERRY CUMMINGS
DePaul '83 6'9" 220 3/15/61 #34 San Diego Clippers: 1982-83 to 1983-84
Acquired: First round in 1982 Draft (2nd overall) Departed: Traded to Milwaukee (9/29/84)

Yrs	G	Min	FGM	FGA	Pct	FTM	FTA	Pct	Reb	Ast	Pts	Avg
2	151	5438	1421	2800	.508	672	940	.715	1521	316	3514	23.3

EARL CURETON
Detroit '81 6'9" 215 9/3/57 #25/33 Los Angeles Clippers: 1986-87 to 1987-88
Acquired: From Chicago (2/11/87)

Yrs	G	Min	FGM	FGA	Pct	FTM	FTA	Pct	Reb	Ast	Pts	Avg
2	104	1996	247	544	.454	76	142	.535	496	115	570	5.5

JAMESON CURRY
Oklahoma St. '07 6'3" 190 1/7/86 #44 Los Angeles Clippers: 2009-10
Acquired: Signed to a 10-day contract (1/21/10) Departed: Waived (1/26/10)

Yrs	G	Min	FGM	FGA	Pct	FTM	FTA	Pct	Reb	Ast	Pts	Avg
1	1	1	0	0	.000	0	0	.000	0	0	0	0.0

QUINTIN DAILEY
San Francisco '83 6'3" 180 1/22/61 #20 Los Angeles Clippers: 1986-87 to 1988-89
Acquired: Signed as a Free Agent (12/29/86) Departed: Waived (10/13/89)

Yrs	G	Min	FGM	FGA	Pct	FTM	FTA	Pct	Reb	Ast	Pts	Avg
3	185	3928	976	2210	.442	579	754	.768	441	342	2535	13.7

ADRIAN DANTLEY
Notre Dame '77 6'5" 210 2/26/56 #44 Buffalo Braves: 1976-77
Acquired: First round in 1976 Draft (6th overall) Departed: Traded to Indiana (9/1/77)

Yrs	G	Min	FGM	FGA	Pct	FTM	FTA	Pct	Reb	Ast	Pts	Avg
1	77	2816	544	1046	.520	476	582	.818	587	144	1564	20.3

BARON DAVIS
UCLA '99 6'3" 212 4/13/79 #5/1 Los Angeles Clippers: 2008-11
Acquired: Signed as a free agent on (7/10/08) Departed: Traded to Cleveland (2/24/11)

Yrs	G	Min	FGM	FGA	Pct	FTM	FTA	Pct	Reb	Ast	Pts	Avg
3	183	6040	981	2489	.397	477	605	.779	624	1219	2665	14.3

MIKE DAVIS
Virginia Union '69 6'3" 185 7/26/46 #13 Buffalo Braves: 1970-71 to 1971-72
Acquired: From Baltimore (3/23/70) Departed: Waived (9/9/72)

Yrs	G	Min	FGM	FGA	Pct	FTM	FTA	Pct	Reb	Ast	Pts	Avg
2	135	2685	530	1275	.416	337	442	.762	307	235	1397	10.3

RON DAVIS
Washington State '76 6'6" 198 5/1/54 #42 San Diego Clippers: 1980-81 to 1981-82
Acquired: Signed as a Free Agent (11/4/80) Departed: Waived (11/30/81)

Yrs	G	Min	FGM	FGA	Pct	FTM	FTA	Pct	Reb	Ast	Pts	Avg
2	71	884	149	339	.440	97	164	.591	132	51	397	5.6

PAUL DAVIS
Michigan State '06 6'11" 270 7/21/84 #40 Los Angeles Clippers: 2006-07 to 2008-09
Acquired: Second round in 2006 Draft (34th overall) Departed: Waived (1/5/09)

Yrs	G	Min	FGM	FGA	Pct	FTM	FTA	Pct	Reb	Ast	Pts	Avg
3	80	694	86	215	.400	40	54	.741	158	29	212	2.7

RICKY DAVIS
Iowa '98 6'7" 200 9/23/79 #31 Los Angeles Clippers 2008-10
Acquired: Signed as a free agent on (7/28/08) Departed: Waived (2/16/10)

Yrs	G	Min	FGM	FGA	Pct	FTM	FTA	Pct	Reb	Ast	Pts	Avg
2	72	1284	145	388	.373	49	67	.731	117	121	390	5.4

TERRY DEHERE
Seton Hall '93 6'4" 190 9/12/71 #24 Los Angeles Clippers: 1993-94 to 1996-97
Acquired: First round in 1993 Draft (13th overall) Departed: Waived (7/2/97)

Yrs	G	Min	FGM	FGA	Pct	FTM	FTA	Pct	Reb	Ast	Pts	Avg
4	299	5604	871	2096	.416	659	848	.777	458	811	2663	8.9

GUILLERMO DIAZ
Miami '06 6'2" 185 3/4/85 #1 Los Angeles Clippers: 2007-08
Acquired: Signed as a free agent (1/8/08)

Yrs	G	Min	FGM	FGA	Pct	FTM	FTA	Pct	Reb	Ast	Pts	Avg
1	6	18	1	4	.250	3	5	.600	2	1	5	0.8

DAN DICKAU
Gonzaga '02 6'0" 180 9/16/78 #10 Los Angeles Clippers: 2007-08
Acquired: Signed as a free agent (10/3/07)

Yrs	G	Min	FGM	FGA	Pct	FTM	FTA	Pct	Reb	Ast	Pts	Avg
1	67	1040	124	296	.419	68	82	.829	97	172	352	5.3

KANIEL DICKENS
Idaho '00 6'8" 235 7/21/78 #45 Los Angeles Clippers: 2005-06
Acquired: Signed to a 10-day contract (1/10/06)
Did Not Play – Sprained Right Ankle

ERNIE DIGREGORIO
Providence '73 6'0" 180 1/15/51 #15 Buffalo Braves: 1973-74 to 1976-77
Acquired: First round in 1973 Draft (3rd overall) Departed: Traded to Lakers (9/7/77)

Yrs	G	Min	FGM	FGA	Pct	FTM	FTA	Pct	Reb	Ast	Pts	Avg
4	260	7253	1180	2843	.415	433	478	.906	560	1457	2793	10.7

ALL-TIME ROSTER

IKE DIOGU
Arizona St. '05 6'9" 250 9/11/83 #50 Los Angeles Clippers: 2010-11
Acquired: Signed as a free agent (11/22/10)

Yrs	G	Min	FGM	FGA	Pct	FTM	FTA	Pct	Reb	Ast	Pts	Avg
1	36	470	83	148	.561	41	62	.661	115	2	207	5.8

KEYON DOOLING
Missouri '02 6'3" 190 5/8/80 #1 Los Angeles Clippers: 2000-01 to 2003-2004
Acquired: From Orlando (6/28/00)

Yrs	G	Min	FGM	FGA	Pct	FTM	FTA	Pct	Reb	Ast	Pts	Avg
4	203	3498	435	1100	.395	257	342	.751	243	408	1217	6.0

JAMES DONALDSON
Washington State '79 7'2" 278 8/16/57 #40 SD/LA Clippers: 1983-84 to 1985-86
Acquired: From Seattle (8/18/83) Departed: Traded to Dallas (11/25/85)

Yrs	G	Min	FGM	FGA	Pct	FTM	FTA	Pct	Reb	Ast	Pts	Avg
3	178	5358	754	1239	.609	533	700	.761	1448	150	2041	11.5

JOHN DOUGLAS
Kansas '78 6'2" 180 6/12/56 #13 San Diego Clippers: 1981-82 to 1982-83
Acquired: Signed as a Free Agent (9/4/81) Departed: Waived (11/4/82)

Yrs	G	Min	FGM	FGA	Pct	FTM	FTA	Pct	Reb	Ast	Pts	Avg
2	67	1043	182	395	.461	69	104	.664	91	147	452	6.7

SHERMAN DOUGLAS
Syracuse '89 6'1" 195 9/15/66 #20 Los Angeles Clippers: 1998-99
Acquired: Signed as a Free Agent (2/4/99)

Yrs	G	Min	FGM	FGA	Pct	FTM	FTA	Pct	Reb	Ast	Pts	Avg
1	30	842	96	219	.438	55	87	.632	58	124	247	8.2

LARRY DREW
Missouri '80 6'2" 190 4/2/58 #2/22 Los Angeles Clippers: 1986-87 to 1987-88
Acquired: From Sacramento (8/19/86)

Yrs	G	Min	FGM	FGA	Pct	FTM	FTA	Pct	Reb	Ast	Pts	Avg
2	134	3590	623	1403	.444	222	274	.810	222	709	1506	11.2

PREDRAG DROBNJAK
Serbia & Montenegro 6'11 272 10/27/75 #14 Los Angeles Clippers: 2003-04
Acquired: From Seattle (9/28/03)

Yrs	G	Min	FGM	FGA	Pct	FTM	FTA	Pct	Reb	Ast	Pts	Avg
1	61	949	149	379	.393	73	86	.859	196	39	382	6.1

KEVIN DUCKWORTH
Eastern Illinois '86 7'0" 300 4/1/64 #00 Los Angeles Clippers: 1996-97
Acquired: Signed as a Free Agent (10/10/96)

Yrs	G	Min	FGM	FGA	Pct	FTM	FTA	Pct	Reb	Ast	Pts	Avg
1	26	384	45	103	.437	11	16	.688	60	16	104	4.0

FRANKLIN EDWARDS
Cleveland State '81 6'1" 190 2/2/59 #9/14/30 Los Angeles Clippers: 1984-85 to 1985-86
Acquired: Signed to two consecutive 10-day contracts (3/10/85); Re-signed as a Free Agent (9/27/85)
Departed: Traded to Sacramento (8/19/86)

Yrs	G	Min	FGM	FGA	Pct	FTM	FTA	Pct	Reb	Ast	Pts	Avg
2	89	1689	298	643	.463	151	175	.863	100	297	748	8.4

JAMES EDWARDS
Washington '77 7'1" 252 11/22/55 #53 Los Angeles Clippers: 1991-92
Acquired: From Detroit (8/13/91)

Yrs	G	Min	FGM	FGA	Pct	FTM	FTA	Pct	Reb	Ast	Pts	Avg
1	72	1437	250	538	.465	198	271	.731	202	53	698	9.7

JAY EDWARDS
Indiana '91 6'4" 185 1/3/69 #3 Los Angeles Clippers: 1989-90 to 1990-91
Acquired: Second round in 1989 Draft (33rd overall) Departed: Waived (3/4/91)

Yrs	G	Min	FGM	FGA	Pct	FTM	FTA	Pct	Reb	Ast	Pts	Avg
2	4	26	3	7	.429	1	3	.333	2	4	7	1.8

HOWARD EISLEY
Boston College '94 6'2" 180 12/4/72 #10 Los Angeles Clippers: 2005-06
Acquired: Signed as a Free Agent (11/17/05) Departed: Waived (1/3/06)

Yrs	G	Min	FGM	FGA	Pct	FTM	FTA	Pct	Reb	Ast	Pts	Avg
1	13	112	4	17	.235	0	0	—	14	25	9	0.7

OBINNA EKEZIE
Maryland '99 6'9" 270 8/22/75 #54 Los Angeles Clippers: 2001-02
Acquired: Signed as a Free Agent (9/28/01) Departed: Waived (7/19/02)

Yrs	G	Min	FGM	FGA	Pct	FTM	FTA	Pct	Reb	Ast	Pts	Avg
1	29	152	13	39	.333	28	40	.700	34	3	54	1.9

HAROLD ELLIS
Morehouse '92 6'5" 200 10/7/70 #30 Los Angeles Clippers: 1993-94 to 1994-95
Acquired: Signed as a Free Agent (1/7/94) Departed: Rights renounced (9/19/95)

Yrs	G	Min	FGM	FGA	Pct	FTM	FTA	Pct	Reb	Ast	Pts	Avg
2	118	1579	250	481	.520	175	266	.658	241	71	676	5.7

LERON ELLIS
Syracuse '91 6'10" 240 4/28/69 #22 Los Angeles Clippers: 1991-92
Acquired: First round in 1991 Draft (22nd overall) Departed: Rights renounced (7/1/92)

Yrs	G	Min	FGM	FGA	Pct	FTM	FTA	Pct	Reb	Ast	Pts	Avg
1	29	103	17	50	.340	9	19	.474	24	1	43	1.5

MELVIN ELY
Fresno St. '02 6'10" 261 5/2/78 #2 Los Angeles Clippers: 2002-03 to 2003-04
Acquired: First round in 2002 Draft (12th overall)

Yrs	G	Min	FGM	FGA	Pct	FTM	FTA	Pct	Reb	Ast	Pts	Avg
2	94	1312	158	339	.466	77	116	.664	275	37	393	4.2

CHRIS ENGLER
Wyoming '82 7'0" 248 3/1/59 #36 Los Angeles Clippers: 1984-85
Acquired: Signed to a 10-day contract (2/18/85) Departed: Contract expired (2/28/85)

Yrs	G	Min	FGM	FGA	Pct	FTM	FTA	Pct	Reb	Ast	Pts	Avg
1	Did not play											

REGGIE EVANS
Iowa '02 6'8" 245 5/18/80 #30 Los Angeles Clippers: 2011-12
Acquired: Signed as a free agent (12/22/11) Departed: Traded to New Jersey (7/11/12)

Yrs	G	Min	FGM	FGA	Pct	FTM	FTA	Pct	Reb	Ast	Pts	Avg
1	56	771	34	72	.472	36	71	.507	271	17	104	1.9

DANIEL EWING
Duke '05 6'3" 185 3/26/83 #3 Los Angeles Clippers: 2005-06 to 2006-07
Acquired: Second round in 2005 NBA Draft (32nd overall) Departed: Waived (6/28/07)

Yrs	G	Min	FGM	FGA	Pct	FTM	FTA	Pct	Reb	Ast	Pts	Avg
2	127	1683	162	416	.389	71	91	.780	168	174	431	3.4

NICK FAZEKAS
Nevada '07 6'11" 235 6/17/85 #20 Los Angeles Clippers 2007-08
Acquired: Signed as a free agent (2/27/08)

Yrs	G	Min	FGM	FGA	Pct	FTM	FTA	Pct	Reb	Ast	Pts	Avg
1	22	260	44	77	.571	15	22	.682	86	11	103	4.7

KENNY FIELDS
UCLA '84 6'5" 240 2/9/62 #54 Los Angeles Clippers: 1986-87 to 1987-88
Acquired: Signed as a Free Agent (11/17/86); Signed to two consecutive 10-day contracts (2/27/88)

Yrs	G	Min	FGM	FGA	Pct	FTM	FTA	Pct	Reb	Ast	Pts	Avg
2	51	1015	169	380	.445	92	105	.876	175	70	433	8.5

MATT FISH
UNC Wilmington '92 6'11" 235 11/18/69 #50 Los Angeles Clippers: 1994-95
Acquired: Signed as a Free Agent (10/5/94) Departed: Waived (1/5/95)

Yrs	G	Min	FGM	FGA	Pct	FTM	FTA	Pct	Reb	Ast	Pts	Avg
1	26	370	49	103	.476	25	37	.676	84	17	123	4.7

COURTNEY FORTSON
Arkansas'12 5'11" 185 5/23/88 #17 Los Angeles Clippers: 2011-12
Acquired: Signed as a free agent (1/16/12) Departed: Waived 1/27/12

Yrs.	G	Min	FGM	FGA	Pct.	FTM	FTA	Pct.	Reb	Ast	Pts	Avg.
1	4	46	5	12	.417	6	9	.667	8	5	17	4.3

FRED FOSTER
Miami (Ohio) '68 6'5" 220 3/18/46 #5 Buffalo Braves: 1976-77
Acquired: Signed as a Free Agent (9/15/76)

Yrs	G	Min	FGM	FGA	Pct	FTM	FTA	Pct	Reb	Ast	Pts	Avg
1	59	689	99	247	.401	30	44	.682	76	48	228	3.9

TREMAINE FOWLKES
Fresno State '99 6'8" 220 4/11/76 #32 Los Angeles Clippers: 2001-02 to 2002-03
Acquired: Signed to two consecutive 10-day contracts (2/23/02); Signed for the remainder of the season (3/15/02)

Yrs	G	Min	FGM	FGA	Pct	FTM	FTA	Pct	Reb	Ast	Pts	Avg
2	59	916	81	192	.422	74	90	.822	167	40	238	4.0

HAROLD FOX
Jacksonville '72 6'2" 175 8/29/42 #7 Buffalo Braves: 1972-73
Acquired: Second round in 1972 Draft (15th overall)

Yrs	G	Min	FGM	FGA	Pct	FTM	FTA	Pct	Reb	Ast	Pts	Avg
1	10	84	12	32	.375	7	8	.875	8	10	31	3.1

RANDY FOYE
Villanova '06 6'4" 213 11/24/83 #4 Los Angeles Clippers: 2010-12
Acquired: Signed as a free agent on 7/8/10

Yrs	G	Min	FGM	FGA	Pct	FTM	FTA	Pct	Reb	Ast	Pts	Avg
2	128	3233	462	1175	.393	206	234	.880	241	316	1328	10.3

RICHIE FRAHM
Gonzaga '00 6'5" 202 8/14/77 #24 Los Angeles Clippers: 2007-08
Acquired: Signed as a free agent (12/14/07) Departed: Waived (1/7/08)

Yrs	G	Min	FGM	FGA	Pct	FTM	FTA	Pct	Reb	Ast	Pts	Avg
1	10	163	20	54	.370	0	2	.000	14	8	47	4.7

WORLD B. FREE (FORMERLY KNOWN AS LLOYD FREE)
Guilford '76 6'2" 185 12/9/53 #24 San Diego Clippers: 1978-79 to 1979-80
Acquired: From Philadelphia (10/12/78) Departed: Traded to Golden State (8/28/80)

Yrs	G	Min	FGM	FGA	Pct	FTM	FTA	Pct	Reb	Ast	Pts	Avg
2	146	5539	1532	3209	.477	1226	1625	.754	539	623	4299	29.4

ALL-TIME ROSTER

WINSTON GARLAND
SW Missouri State '87 6'2" 180 12/19/64 #11/12 Los Angeles Clippers: 1989-90 to 1990-91
Acquired: From Golden State (2/22/90) Departed: Traded to Denver (6/26/91)

Yrs	G	Min	FGM	FGA	Pct	FTM	FTA	Pct	Reb	Ast	Pts	Avg
2	97	2573	343	804	.427	167	216	.773	301	463	868	8.9

DICK GARRETT
Southern Illinois '69 6'3" 185 1/31/47 #11/20 Buffalo Braves: 1970-71 to 1972-73
Acquired: From L.A. Lakers in 1970 Expansion Draft (5/11/70) Departed: Waived (9/17/73)

Yrs	G	Min	FGM	FGA	Pct	FTM	FTA	Pct	Reb	Ast	Pts	Avg
3	226	6085	1039	2450	.424	450	518	.869	729	646	2528	11.2

TOM GARRICK
Rhode Island '88 6'2" 195 7/7/66 #4/22 Los Angeles Clippers: 1988-89 to 1990-91
Acquired: Second round in 1988 Draft (45th overall); Re-signed as a Free Agent (11/17/88)
Departed: Waived (11/14/88); Rights renounced (6/26/91)

Yrs	G	Min	FGM	FGA	Pct	FTM	FTA	Pct	Reb	Ast	Pts	Avg
3	211	4169	484	1016	.476	250	320	.781	445	755	1228	5.8

JIM GARVIN
Boston University '73 6'7" 200 2/5/50 #30 Buffalo Braves: 1973-74
Acquired: 17th round of 1973 Draft (204th overall) Departed: Waived (11/24/73)

Yrs	G	Min	FGM	FGA	Pct	FTM	FTA	Pct	Reb	Ast	Pts	Avg
1	6	11	1	4	.250	0	0	.000	5	0	2	0.3

GUS GERARD
Virginia '75 6'8" 205 7/27/53 #22 Buffalo Braves: 1976-77 to 1977-78
Acquired: From Denver (12/15/76) Departed: Traded to Detroit (11/25/77)

Yrs	G	Min	FGM	FGA	Pct	FTM	FTA	Pct	Reb	Ast	Pts	Avg
2	51	677	116	284	.408	51	76	.671	131	52	283	5.5

JOHN GIANELLI
Pacific '72 6'10" 220 6/10/50 #40 Buffalo Braves: 1976-77
Acquired: From New York (12/9/76) Departed: Traded to Milwaukee (9/2/77)

Yrs	G	Min	FGM	FGA	Pct	FTM	FTA	Pct	Reb	Ast	Pts	Avg
1	57	1283	171	397	.431	55	77	.714	297	57	397	7.0

DICK GIBBS
UT-El Paso '71 6'5" 210 12/20/48 #21 Buffalo Braves: 1975-76
Acquired: From Washington (7/30/75) Departed: Traded to Atlanta (6/16/76)

Yrs	G	Min	FGM	FGA	Pct	FTM	FTA	Pct	Reb	Ast	Pts	Avg
1	72	866	129	301	.429	77	93	.828	106	49	335	4.7

HERM GILLIAM
Purdue '69 6'3" 190 5/5/46 #9 Buffalo Braves: 1970-71
Acquired: From Cincinnati in 1970 Expansion Draft (5/11/70) Departed: Traded to Atlanta (7/26/71)

Yrs	G	Min	FGM	FGA	Pct	FTM	FTA	Pct	Reb	Ast	Pts	Avg
1	80	2082	378	896	.422	142	189	.751	334	291	898	11.2

MIKE GLENN
Southern Illinois '77 6'3" 175 9/10/55 #14 Buffalo Braves: 1977-78
Acquired: Signed as a Free Agent (12/14/77)

Yrs	G	Min	FGM	FGA	Pct	FTM	FTA	Pct	Reb	Ast	Pts	Avg
1	56	947	195	370	.527	51	65	.785	79	78	441	7.9

ANTHONY GOLDWIRE
Houston '94 6'2" 182 9/6/71 #4 Los Angeles Clippers: 2005-06
Acquired: Signed as a Free Agent (10/23/05) Departed: Waived (11/16/05)

Yrs	G	Min	FGM	FGA	Pct	FTM	FTA	Pct	Reb	Ast	Pts	Avg
1	78	2653	493	1112	.443	289	335	.863	287	492	1345	17.2

RYAN GOMES
Providence '05 6'7" 245 9/1/82 #15 Los Angeles Clippers: 2010-12
Acquired: Signed as a free agent (7/8/10) Departed: Waived (7/17/12)

Yrs	G	Min	FGM	FGA	Pct	FTM	FTA	Pct	Reb	Ast	Pts	Avg
2	108	2520	238	600	.396	69	96	.718	315	130	621	5.7

GRANT GONDREZICK
Pepperdine '86 6'5" 205 1/19/63 #3 Los Angeles Clippers: 1988-89
Acquired: Signed as a Free Agent (10/1/88)

Yrs	G	Min	FGM	FGA	Pct	FTM	FTA	Pct	Reb	Ast	Pts	Avg
1	27	244	38	95	.400	26	40	.650	36	34	105	3.9

DREW GOODEN
Kansas'02 6'10" 250 10/24/81 #0 Los Angeles Clippers: 2009-10
Acquired: From Washington (2/17/10) in a three-team trade

Yrs	G	Min	FGM	FGA	Pct	FTM	FTA	Pct	Reb	Ast	Pts	Avg
1	24	725	131	266	.492	93	1012	.921	226	21	355	14.8

ERIC GORDON
Indiana '08 6'3" 215 12/25/88 #10 Los Angeles Clippers: 2008-2011
Acquired: First round in 2008 Draft (7th overall) Departed: Traded to New Orleans (12/14/11)

Yrs	G	Min	FGM	FGA	Pct	FTM	FTA	Pct	Reb	Ast	Pts	Avg
3	196	7018	1190	2634	.452	808	997	.810	525	645	3544	18.1

LANCASTER GORDON
Louisville '84 6'3" 195 6/24/62 #4 Los Angeles Clippers: 1984-85 to 1987-88
Acquired: First round in 1984 Draft (8th overall) Departed: Waived (2/26/88)

Yrs	G	Min	FGM	FGA	Pct	FTM	FTA	Pct	Reb	Ast	Pts	Avg
4	201	2581	472	1208	.391	158	206	.767	259	294	1125	5.6

GARY GRANT
Michigan '88 6'3" 185 4/21/65 #1/23 Los Angeles Clippers: 1988-89 to 1994-95
Acquired: From Seattle (6/28/88) Departed: Rights renounced (9/29/95)

Yrs	G	Min	FGM	FGA	Pct	FTM	FTA	Pct	Reb	Ast	Pts	Avg
7	446	11234	1683	3734	.451	467	608	.768	1142	2810	3899	8.7

CLAUDE GREGORY
Wisconsin '81 6'9" 235 12/26/58 #43 Los Angeles Clippers: 1987-88
Acquired: Signed to two consecutive 10-day contracts (3/7/88); Signed for remainder of season (3/28/88)

Yrs	G	Min	FGM	FGA	Pct	FTM	FTA	Pct	Reb	Ast	Pts	Avg
1	23	313	61	134	.455	12	36	.333	95	16	134	5.8

BLAKE GRIFFIN
Oklahoma; 09 6'10" 252 3/16/89 #32 Los Angeles Clippers: 2010-12
Acquired: First round in 2009 Draft (1st overall); Signed Contract Extension (7/10/12)

Yrs	G	Min	FGM	FGA	Pct	FTM	FTA	Pct	Reb	Ast	Pts	Avg
2	148	5503	1257	2398	.524	690	1163	.593	1706	522	3213	21.7

BOBBY GROSS
Long Beach State '75 6'6" 200 8/3/53 #30 San Diego Clippers: 1982-83
Acquired: Signed as a Free Agent (2/14/83)

Yrs	G	Min	FGM	FGA	Pct	FTM	FTA	Pct	Reb	Ast	Pts	Avg
1	27	373	35	82	.427	12	19	.632	66	34	83	3.1

MATT GUOKAS
St. Joseph's (PA) '66 6'6" 195 2/25/44 #4 Buffalo Braves: 1973-74
Acquired: From Houston (2/1/74) Departed: Traded to Chicago (9/4/74)

Yrs	G	Min	FGM	FGA	Pct	FTM	FTA	Pct	Reb	Ast	Pts	Avg
1	27	549	61	110	.555	10	20	.500	40	69	132	4.9

ZENDON HAMILTON
St. John's '98 6'11" 254 4/27/75 #25 Los Angeles Clippers: 2000-01
Acquired: Signed as a Free Agent (9/29/00)

Yrs	G	Min	FGM	FGA	Pct	FTM	FTA	Pct	Reb	Ast	Pts	Avg
1	3	19	2	9	.222	5	8	.625	8	0	9	3.0

RON HARPER
Miami (Ohio) '86 6'6" 216 1/20/64 #4 Los Angeles Clippers: 1989-90 to 1993-94
Acquired: From Cleveland (11/16/89)

Yrs	G	Min	FGM	FGA	Pct	FTM	FTA	Pct	Reb	Ast	Pts	Avg
5	304	11458	2205	5058	.436	1195	1622	.737	1678	1463	5853	19.3

BERNIE HARRIS
Virginia Commonwealth '74 6'10" 200 11/26/50 #34 Buffalo Braves: 1974-75
Acquired: Fourth round in 1974 Draft (63rd overall) Departed: Waived (1/20/75)

Yrs	G	Min	FGM	FGA	Pct	FTM	FTA	Pct	Reb	Ast	Pts	Avg
1	11	25	2	11	.182	1	2	.500	8	1	5	0.5

STEVE HARRIS
Tulsa '85 6'5" 195 10/15/63 #20 Los Angeles Clippers: 1989-90
Acquired: Signed to a 10-day contract (2/27/90); Signed for remainder of season (3/10/90)

Yrs	G	Min	FGM	FGA	Pct	FTM	FTA	Pct	Reb	Ast	Pts	Avg
1	15	93	14	40	.350	3	4	.750	10	1	31	2.1

JASON HART
Syracuse '00 6'3" 185 4/29/78 #1, #6 Los Angeles Clippers: 2006-07, 2008-09
Acquired: From Utah (7/23/08) Departed: Waived 2/27/09

Yrs	G	Min	FGM	FGA	Pct	FTM	FTA	Pct	Reb	Ast	Pts	Avg
2	51	1058	125	308	.405	57	66	.863	140	146	314	6.2

ANTONIO HARVEY
Pfeiffer College '93 6'11" 246 7/6/70 #40 Los Angeles Clippers: 1995-96
Acquired: Signed as a Free Agent (1/3/96)

Yrs	G	Min	FGM	FGA	Pct	FTM	FTA	Pct	Reb	Ast	Pts	Avg
1	37	411	44	129	.341	18	40	.450	106	6	106	2.9

WALT HAZZARD SEE MAHDI ABDUL-RAHMAN

GAR HEARD
Oklahoma '70 6'6" 220 5/3/48 #24 Buffalo Braves/SD Clippers: 1973-74 to 1975-76, 1980-81
Acquired: From Chicago (9/10/73); Departed: Traded to Phoenix (2/1/76)
Signed as a Free Agent (10/14/80)

Yrs	G	Min	FGM	FGA	Pct	FTM	FTA	Pct	Reb	Ast	Pts	Avg
4	276	8195	1198	2912	.411	458	718	.638	2472	618	2854	10.3

BILL HEWITT
USC '68 6'7" 210 8/8/44 #27 Buffalo Braves: 1972-73
Acquired: From Detroit off waivers (10/9/72) Departed: Waived (9/17/73)

Yrs	G	Min	FGM	FGA	Pct	FTM	FTA	Pct	Reb	Ast	Pts	Avg
1	73	1332	152	364	.418	41	74	.554	368	110	345	4.7

ALL-TIME ROSTER

ARMOND HILL
Princeton '76 6'4" 190 3/31/53 #24 San Diego Clippers: 1981-82
Acquired: From Seattle (2/16/82)

Yrs	G	Min	FGM	FGA	Pct	FTM	FTA	Pct	Reb	Ast	Pts	Avg
1	19	480	34	89	.382	22	32	.688	27	81	90	4.7

FRED HILTON
Grambling '71 6'3" 185 1/15/48 #32 Buffalo Braves: 1971-72 to 1972-73
Acquired: Second round in 1971 Draft (19th overall)

Yrs	G	Min	FGM	FGA	Pct	FTM	FTA	Pct	Reb	Ast	Pts	Avg
2	120	2080	500	1289	.388	131	175	.749	254	190	1131	9.4

CRAIG HODGES
Long Beach State '82 6'3" 190 6/27/60 #24 San Diego Clippers: 1982-83 to 1983-84
Acquired: Third round in 1982 Draft (48th overall) Departed: Traded to Milwaukee (9/29/84)

Yrs	G	Min	FGM	FGA	Pct	FTM	FTA	Pct	Reb	Ast	Pts	Avg
2	152	3593	576	1277	.451	160	218	.734	208	391	1342	8.8

LIONEL HOLLINS
Arizona State '75 6'3" 185 10/19/53 #14 San Diego Clippers: 1982-83
Acquired: From Philadelphia (10/27/82)

Yrs	G	Min	FGM	FGA	Pct	FTM	FTA	Pct	Reb	Ast	Pts	Avg
1	56	1844	313	717	.437	129	179	.721	128	373	758	13.5

BILL HOSKET
Ohio State '68 6'7" 228 12/20/46 #25 Buffalo Braves: 1970-71 to 1971-72
Acquired: From New York in 1970 Expansion Draft (5/11/70)

Yrs	G	Min	FGM	FGA	Pct	FTM	FTA	Pct	Reb	Ast	Pts	Avg
2	57	809	136	271	.502	53	69	.768	198	58	325	5.7

EDDIE HOUSE
Arizona State '00 6'1 175 5/14/78 #5 Los Angeles Clippers: 2003-04
Acquired: Signed as a Free Agent (8/13/03)

Yrs	G	Min	FGM	FGA	Pct	FTM	FTA	Pct	Reb	Ast	Pts	Avg
1	60	1188	161	449	.359	36	45	.800	138	148	409	6.8

TROY HUDSON
Southern Illinois '98 6'1" 170 3/13/76 #6 Los Angeles Clippers: 1998-99 to 1999-00
Acquired: Signed as a Free Agent (3/23/99) Departed: Waived (3/27/00)

Yrs	G	Min	FGM	FGA	Pct	FTM	FTA	Pct	Reb	Ast	Pts	Avg
2	87	2116	264	691	.382	111	133	.835	203	334	714	8.2

JOHN HUMMER
Princeton '70 6'9" 230 5/4/48 #45 Buffalo Braves: 1970-71 to 1972-73
Acquired: First round in 1970 Draft (15th overall) Departed: Traded to Chicago (9/10/73)

Yrs	G	Min	FGM	FGA	Pct	FTM	FTA	Pct	Reb	Ast	Pts	Avg
3	202	5369	658	1518	.433	408	734	.556	1269	373	1724	8.5

GEOFF HUSTON
Texas Tech '79 6'2" 175 11/8/57 #15 Los Angeles Clippers: 1986-87
Acquired: Signed as a Free Agent (11/11/86) Departed: Waived (12/22/86)

Yrs	G	Min	FGM	FGA	Pct	FTM	FTA	Pct	Reb	Ast	Pts	Avg
1	19	428	55	121	.455	18	34	.529	17	101	129	6.8

JAREN JACKSON
Georgetown '89 6'6" 215 10/27/67 #8 Los Angeles Clippers: 1992-93
Acquired: Signed as a Free Agent (10/7/92)

Yrs	G	Min	FGM	FGA	Pct	FTM	FTA	Pct	Reb	Ast	Pts	Avg
1	34	350	53	128	.414	23	27	.852	39	35	131	3.9

LUKE JACKSON
Oregon '04 6'7" 215 11/6/81 #7 Los Angeles Clippers: 2006-07
Acquired: Signed to a 10-day contract (1/8/07)

Yrs	G	Min	FGM	FGA	Pct	FTM	FTA	Pct	Reb	Ast	Pts	Avg
1	3	16	1	8	.125	0	0	.000	1	4	12	1.2

MARK JACKSON
St. John's '87 6'3" 185 4/1/65 #13 Los Angeles Clippers: 1992-93 to 1993-94
Acquired: From New York (9/22/92) Departed: Traded to Indiana (6/30/94)

Yrs	G	Min	FGM	FGA	Pct	FTM	FTA	Pct	Reb	Ast	Pts	Avg
2	161	5828	790	1677	.471	408	511	.798	736	1402	2046	12.7

HENRY JAMES
St. Mary's (TX) '88 6'8" 220 7/29/65 #33 Los Angeles Clippers: 1993-94
Acquired: Signed as a Free Agent (7/19/93) Departed: Waived (1/7/94)

Yrs	G	Min	FGM	FGA	Pct	FTM	FTA	Pct	Reb	Ast	Pts	Avg
1	12	75	16	42	.381	5	5	1.000	14	1	41	3.4

HAROLD JAMISON
Clemson '99 6'9" 269 11/20/76 #40 Los Angeles Clippers: 2001-02
Acquired: Signed as a Free Agent (9/28/01) Departed: Traded to Cleveland (7/30/02)

Yrs	G	Min	FGM	FGA	Pct	FTM	FTA	Pct	Reb	Ast	Pts	Avg
1	25	176	22	43	.512	10	15	.667	39	6	54	2.2

MARKO JARIC
Serbia & Montenegro 6'7" 217 10/12/78 #20 Los Angeles Clippers: 2002-03 to 2004-05
Acquired: Second round in 2000 Draft (30th overall)

Yrs	G	Min	FGM	FGA	Pct	FTM	FTA	Pct	Reb	Ast	Pts	Avg
3	174	4795	553	1380	.401	212	288	.736	496	777	1478	8.5

GEORGE JOHNSON
Dillard '70 6'11" 205 12/18/48 #52 Buffalo Braves: 1976-77
Acquired: From Golden State (1/18/77) Departed: Traded to New Jersey (9/1/77)

Yrs	G	Min	FGM	FGA	Pct	FTM	FTA	Pct	Reb	Ast	Pts	Avg
1	39	1055	125	279	.448	46	67	.687	400	78	296	7.6

LARRY JOHNSON
Kentucky '77 6'3" 205 11/28/54 #10 Buffalo Braves: 1977-78
Acquired: Second round in 1977 Draft (24th overall) Departed: Waived (12/8/77)

Yrs	G	Min	FGM	FGA	Pct	FTM	FTA	Pct	Reb	Ast	Pts	Avg
1	4	38	3	13	.231	0	2	.000	5	7	6	1.5

MARQUES JOHNSON
UCLA '77 6'7" 224 2/8/56 #8 Los Angeles Clippers: 1984-85 to 1987-88
Acquired: From Milwaukee (9/29/84)

Yrs	G	Min	FGM	FGA	Pct	FTM	FTA	Pct	Reb	Ast	Pts	Avg
4	159	5355	1175	2450	.480	518	694	.746	877	559	2872	18.1

STEFFOND JOHNSON
San Diego State '86 6'8" 240 11/4/62 #31 Los Angeles Clippers: 1986-87
Acquired: Fifth round in 1986 Draft (100th overall); Re-signed as a Free Agent (1/30/87)
Departed: Waived (11/17/86)

Yrs	G	Min	FGM	FGA	Pct	FTM	FTA	Pct	Reb	Ast	Pts	Avg
1	29	234	27	64	.422	20	38	.526	43	5	74	2.6

CHARLES R. JONES
Long Island '98 6'3" 185 7/17/75 #2 Los Angeles Clippers: 1999-00
Acquired: Signed as a Free Agent (10/4/99) Departed: Waived (7/7/00)

Yrs	G	Min	FGM	FGA	Pct	FTM	FTA	Pct	Reb	Ast	Pts	Avg
1	56	662	66	201	.317	17	23	.739	62	94	188	3.4

FRED JONES
Oregon '02 6'2" 225 3/11/79 #2 Los Angeles Clippers: 2008-09
Acquired: Signed as a free agent for remainder of season (1/29/09)

Yrs	G	Min	FGM	FGA	Pct	FTM	FTA	Pct	Reb	Ast	Pts	Avg
1	52	1495	129	317	.407	66	81	.815	126	188	378	7.3

OZELL JONES
Cal State Fullerton '84 6'11" 235 11/20/60 #20 Los Angeles Clippers: 1985-86
Acquired: Signed as a Free Agent (3/31/86)

Yrs	G	Min	FGM	FGA	Pct	FTM	FTA	Pct	Reb	Ast	Pts	Avg
1	3	18	0	2	.000	0	0	.000	2	0	0	0

SOLOMON JONES
South Florida'08 6'10" 230 7/16/84 #21 Los Angeles Clippers: 2011-12
Acquired: Signed as a free agent (1/4/12) Departed: Waived 2/7/12

Yrs.	G	Min	FGM	FGA	Pct.	FTM	FTA	Pct.	Reb	Ast	Pts	Avg.
1	10	96	1	8	.125	4	5	.800	17	2	6	0.6

WIL JONES
Albany State '69 6'8" 205 2/27/47 #24 Buffalo Braves: 1977-78
Acquired: Signed as a Free Agent (10/3/77)

Yrs	G	Min	FGM	FGA	Pct	FTM	FTA	Pct	Reb	Ast	Pts	Avg
1	79	1711	226	514	.440	84	119	.706	334	116	536	6.8

WILLIE "HUTCH" JONES
Vanderbilt '82 6'8" 196 9/1/59 #22/23 San Diego Clippers: 1982-83 to 1983-84
Acquired: Signed as a Free Agent (11/17/82); Re-signed as a Free Agent (12/7/83)
Departed: Waived (12/20/82); Waived (12/20/83)

Yrs	G	Min	FGM	FGA	Pct	FTM	FTA	Pct	Reb	Ast	Pts	Avg
2	13	103	17	40	.425	7	10	.700	17	4	41	3.2

DeANDRE JORDAN
Texas A&M '08 6'11" 265 7/21/88 #9 Los Angeles Clippers: 2008-2012
Acquired: Second round in 2008 Draft (35th overall); Re-signed as a Restricted Free Agent (12/13/11)

Yrs	G	Min	FGM	FGA	Pct	FTM	FTA	Pct	Reb	Ast	Pts	Avg
4	269	5754	677	1052	.644	262	595	.440	1710	91	1616	6.0

CHRIS KAMAN
Central Michigan '03 7'0" 265 4/28/82 #35 Los Angeles Clippers: 2003-2011
Acquired: First round in 2003 Draft (6th overall) Departed: Traded to New Orleans (12/14/11)

Yrs	G	Min	FGM	FGA	Pct	FTM	FTA	Pct	Reb	Ast	Pts	Avg
8	493	14662	2374	4871	.487	1065	1443	.738	4109	635	5813	11.8

BOB KAUFFMAN
Guilford '68 6'8" 240 7/13/46 #44 Buffalo Braves: 1970-71 to 1973-74
Acquired: From Philadelphia (5/11/70) Departed: Selected by New Orleans in 1974 Expansion Draft

Yrs	G	Min	FGM	FGA	Pct	FTM	FTA	Pct	Reb	Ast	Pts	Avg
4	306	10336	1880	3857	.487	1087	1423	.764	2805	1189	4847	15.8

GREG KELSER
Michigan State '79 6'7" 205 9/17/57 #20 San Diego Clippers: 1983-84
Acquired: From Seattle (8/18/83)

Yrs	G	Min	FGM	FGA	Pct	FTM	FTA	Pct	Reb	Ast	Pts	Avg
1	80	1783	313	603	.519	250	356	.702	391	91	878	11.0

ALL-TIME ROSTER

TIM KEMPTON
Notre Dame '86 6'10" 245 1/25/64 #41 Los Angeles Clippers: 1986-87
Acquired: Sixth round in 1986 Draft (124th overall)

Yrs	G	Min	FGM	FGA	Pct	FTM	FTA	Pct	Reb	Ast	Pts	Avg
1	66	936	97	206	.471	95	137	.693	194	53	289	4.4

BO KIMBLE
Loyola Marymount '90 6'4" 190 4/9/66 #30 Los Angeles Clippers: 1990-91 to 1991-92
Acquired: First round in 1990 Draft (8th overall) Departed: Traded to New York (9/22/92)

Yrs	G	Min	FGM	FGA	Pct	FTM	FTA	Pct	Reb	Ast	Pts	Avg
2	96	1281	203	529	.384	112	150	.747	151	93	541	5.6

GREG KITE
BYU '83 6'11" 250 8/5/61 #32 Los Angeles Clippers: 1987-88 to 1988-89
Acquired: From Boston off waivers (2/3/88) Departed: Waived (3/27/89)

Yrs	G	Min	FGM	FGA	Pct	FTM	FTA	Pct	Reb	Ast	Pts	Avg
2	98	1706	132	303	.436	53	104	.510	430	74	317	3.2

KERRY KITTLES
Villanova '96 6'5" 185 6/12/74 #30 Los Angeles Clippers: 2004-05
Acquired: From New Jersey (7/19/04)

Yrs	G	Min	FGM	FGA	Pct	FTM	FTA	Pct	Reb	Ast	Pts	Avg
1	11	243	28	73	.384	6	10	.600	32	20	69	6.3

BILLY KNIGHT
Pittsburgh '74 6'6" 195 6/9/52 #25 Buffalo Braves: 1977-78
Acquired: From Indiana (9/1/77) Departed: Traded to Boston (8/4/78)

Yrs	G	Min	FGM	FGA	Pct	FTM	FTA	Pct	Reb	Ast	Pts	Avg
1	53	2155	457	926	.494	301	372	.809	383	161	1215	22.9

BREVIN KNIGHT
Stanford '97 6'10" 170 11/8/75 #22 Los Angeles Clippers 2007-08
Acquired: Signed as a free agent (8/13/07) Departed: Traded to Utah (7/23/07)

Yrs	G	Min	FGM	FGA	Pct	FTM	FTA	Pct	Reb	Ast	Pts	Avg
1	74	1674	138	342	.404	62	71	.873	142	328	338	4.6

HOWARD "BUTCH" KOMIVES
Bowling Green '64 6'1" 185 5/9/41 #5 Buffalo Braves: 1972-73
Acquired: From Detroit (9/29/72) Departed: Waived (10/8/73)

Yrs	G	Min	FGM	FGA	Pct	FTM	FTA	Pct	Reb	Ast	Pts	Avg
1	67	1468	163	429	.380	85	98	.867	118	239	411	6.1

YAROSLAV KOROLEV
Russia 6'9" 203 5/7/87 #8 Los Angeles Clippers: 2005-06 to 2006-07
Acquired: First round in 2005 NBA Draft (12th overall)

Yrs	G	Min	FGM	FGA	Pct	FTM	FTA	Pct	Reb	Ast	Pts	Avg
2	34	168	13	46	.282	10	16	.625	16	13	39	1.1

STEVE KUBERSKI
Bradley '69 6'8" 215 11/6/47 #22 Buffalo Braves: 1975-76
Acquired: From Milwaukee off waivers (10/16/75) Departed: Waived (11/20/75)

Yrs	G	Min	FGM	FGA	Pct	FTM	FTA	Pct	Reb	Ast	Pts	Avg
1	10	85	7	17	.412	3	3	1.000	25	3	17	1.7

KEVIN KUNNERT
Iowa '73 7'0" 231 11/11/51 #43/44 Buffalo Braves/SD Clippers: 1973-74, 1978-79
Acquired: From Chicago (9/10/73); From Boston (8/4/78)
Departed: Traded to Houston (2/1/74); Awarded to Portland (9/18/79)

Yrs	G	Min	FGM	FGA	Pct	FTM	FTA	Pct	Reb	Ast	Pts	Avg
2	120	2024	283	602	.470	67	101	.663	675	138	633	5.3

GREG LEE
UCLA '74 6'5" 195 12/12/51 #43 San Diego Clippers: 1979-80
Acquired: Signed as a Free Agent (1979)

Yrs	G	Min	FGM	FGA	Pct	FTM	FTA	Pct	Reb	Ast	Pts	Avg
1	Did not play — broken toe											

ROCK LEE
San Diego State '78 6'10" 220 5/1/55 #34 San Diego Clippers: 1981-82
Acquired: Signed as a Free Agent (1981); Re-signed as a Free Agent (4/11/82)
Departed: Waived (10/20/81)

Yrs	G	Min	FGM	FGA	Pct	FTM	FTA	Pct	Reb	Ast	Pts	Avg
1	2	10	1	2	.500	0	4	.000	1	2	2	1.0

JIM LES
Bradley '86 5'11" 175 8/18/63 #12 Los Angeles Clippers: 1989-90
Acquired: Signed to two consecutive 10-day contracts (2/6/90)

Yrs	G	Min	FGM	FGA	Pct	FTM	FTA	Pct	Reb	Ast	Pts	Avg
1	6	86	5	14	.357	11	13	.846	7	20	21	3.5

TRAVIS LESLIE
Georgia '11 6'4" 205 3/29/90 #23 Los Angeles Clippers: 2011-12
Acquired: Second round in the 2011 Draft (47th overall)

Yrs	G	Min	FGM	FGA	Pct	FTM	FTA	Pct	Reb	Ast	Pts	Avg
1	10	45	5	14	.357	4	9	.444	9	5	14	1.4

RANDY LIVINGSTON
Louisiana State '98 6'4" 182 4/2/75 #9 Los Angeles Clippers: 2003-04
Acquired: Signed a 10-day contract (3/28/04)

Yrs	G	Min	FGM	FGA	Pct	FTM	FTA	Pct	Reb	Ast	Pts	Avg
1	4	48	2	10	.200	4	6	.667	7	4	8	2.0

SHAUN LIVINGSTON
Peoria Central H.S. (IL) '04 6'7" 182 9/11/85 #14 Los Angeles Clippers: 2004-05 to 2007-08
Acquired: First round in 2004 Draft (4th overall)

Yrs	G	Min	FGM	FGA	Pct	FTM	FTA	Pct	Reb	Ast	Pts	Avg
3	145	3950	446	1013	.440	179	252	.710	456	698	1077	7.4

SCOTT LLOYD
Arizona State '76 6'10" 230 12/19/52 #45 Buffalo Braves/SD Clippers: 1977-78 to 1978-79
Acquired: Signed as a Free Agent (12/8/77) Departed: Traded to Chicago (10/26/78)

Yrs	G	Min	FGM	FGA	Pct	FTM	FTA	Pct	Reb	Ast	Pts	Avg
2	61	597	68	162	.420	43	58	.741	122	35	179	2.9

ROB LOCK
Kentucky '88 6'10" 225 5/22/66 #44 Los Angeles Clippers: 1988-89
Acquired: Third round in 1988 Draft (51st overall)

Yrs	G	Min	FGM	FGA	Pct	FTM	FTA	Pct	Reb	Ast	Pts	Avg
1	20	110	9	32	.281	12	15	.800	32	4	30	1.5

KEVIN LODER
Alabama State '81 6'6" 205 3/15/59 #9 San Diego Clippers: 1983-84
Acquired: Signed to two consecutive 10-day contracts (2/18/84)

Yrs	G	Min	FGM	FGA	Pct	FTM	FTA	Pct	Reb	Ast	Pts	Avg
1	1	4	0	0	.000	0	0	.000	0	0	0	0.0

PAUL LONG
Wake Forest '67 6'2" 180 2/8/44 #5 Buffalo Braves: 1970-71
Acquired: From Detroit in 1970 Expansion Draft (5/11/70)

Yrs	G	Min	FGM	FGA	Pct	FTM	FTA	Pct	Reb	Ast	Pts	Avg
1	30	213	57	120	.475	20	24	.833	31	25	134	4.5

MIKE LYNN
UCLA '68 6'7" 215 11/25/45 #25 Buffalo Braves: 1970-71
Acquired: From Lakers in 1970 Expansion Draft (5/11/70)

Yrs	G	Min	FGM	FGA	Pct	FTM	FTA	Pct	Reb	Ast	Pts	Avg
1	5	25	2	7	.286	3	3	1.000	4	1	7	1.4

MIKE MACALUSO
Canisius '73 6'5" 210 7/20/51 #21 Buffalo Braves: 1973-74
Acquired: Sixth round in 1973 Draft (88th overall)

Yrs	G	Min	FGM	FGA	Pct	FTM	FTA	Pct	Reb	Ast	Pts	Avg
1	30	112	19	44	.432	10	17	.588	25	3	48	1.6

COREY MAGGETTE
Duke '02 6'6" 225 11/12/79 #50 Los Angeles Clippers: 2000-01 to 2007-08
Acquired: From Orlando (6/28/00)

Yrs	G	Min	FGM	FGA	Pct	FTM	FTA	Pct	Reb	Ast	Pts	Avg
8	512	15780	2673	5972	.447	3122	3791	.823	2673	1229	8835	17.2

MOSES MALONE
Petersburg H.S. '74 6'10" 255 3/23/55 #20 Buffalo Braves: 1976-77
Acquired: From Portland (10/18/76) Departed: Traded to Houston (10/24/76)

Yrs	G	Min	FGM	FGA	Pct	FTM	FTA	Pct	Reb	Ast	Pts	Avg
1	2	6	0	0	.000	0	0	.000	1	0	0	0.0

STEVE MALOVIC
San Diego '79 6'10" 230 7/21/56 #4 San Diego Clippers: 1979-80
Acquired: From Washington (11/21/79) Departed: Waived (2/19/80)

Yrs	G	Min	FGM	FGA	Pct	FTM	FTA	Pct	Reb	Ast	Pts	Avg
1	28	277	23	42	.548	7	9	.778	58	12	53	1.9

DANNY MANNING
Kansas '88 6'10" 234 5/17/66 #5/25 Los Angeles Clippers: 1988-89 to 1993-94
Acquired: First round in 1988 Draft (1st overall) Departed: Traded to Atlanta (2/24/94)

Yrs	G	Min	FGM	FGA	Pct	FTM	FTA	Pct	Reb	Ast	Pts	Avg
6	373	12676	2848	5496	.518	1413	1906	.741	2399	1132	7120	19.1

RICHARD MANNING
Washington '93 6'11" 260 6/23/70 #26/50 Los Angeles Clippers: 1996-97
Acquired: Signed to a 10-day contract (4/1/97); Signed for remainder of season (4/11/97)

Yrs	G	Min	FGM	FGA	Pct	FTM	FTA	Pct	Reb	Ast	Pts	Avg
1	10	73	14	34	.412	3	6	.500	16	1	31	3.1

JACK MARIN
Duke '66 6'6" 210 10/12/44 #42 Buffalo Braves: 1973-74 to 1975-76
Acquired: From Houston (2/1/74) Departed: Traded to Chicago (11/27/75)

Yrs	G	Min	FGM	FGA	Pct	FTM	FTA	Pct	Reb	Ast	Pts	Avg
3	120	3105	566	1196	.473	291	336	.866	525	202	1423	11.9

BOB MARTIN
Minnesota '92 7'0" 255 10/7/69 #42 Los Angeles Clippers: 1993-94 to 1994-95
Acquired: Signed as a Free Agent (11/1/93) Departed: Waived (12/14/94)

Yrs	G	Min	FGM	FGA	Pct	FTM	FTA	Pct	Reb	Ast	Pts	Avg
2	54	549	41	93	.441	31	51	.608	119	18	113	2.1

ALL-TIME ROSTER

DARRICK MARTIN
UCLA '92 5'11" 170 3/6/71 #15 Los Angeles Clippers: 1996-97 to 1998-99, 2004-2005
Acquired: Signed as a Free Agent (9/19/96); Signed to a 10-day contract (1/5/05)

Yrs	G	Min	FGM	FGA	Pct	FTM	FTA	Pct	Reb	Ast	Pts	Avg
4	212	5250	685	1776	.386	468	551	.849	335	842	2072	9.8

JEFF MARTIN
Murray State '89 6'5" 195 1/14/67 #15 Los Angeles Clippers: 1989-90 to 1990-91
Acquired: Second round in 1989 Draft (31st overall) Departed: Traded to Detroit (8/13/91)

Yrs	G	Min	FGM	FGA	Pct	FTM	FTA	Pct	Reb	Ast	Pts	Avg
2	143	2685	384	921	.417	159	229	.694	290	109	956	6.7

KENYON MARTIN
Cincinnati '00 6'9" 234 12/30/77 #2 Los Angeles Clippers: 2011-12
Acquired: Signed as free agent (2/3/12)

Yrs	G	Min	FGM	FGA	Pct	FTM	FTA	Pct	Reb	Ast	Pts	Avg
1	42	940	97	220	.441	20	54	.370	181	18	217	5.2

TONY MASSENBURG
Maryland '90 6'9" 250 7/31/67 #9 Los Angeles Clippers: 1994-95
Acquired: Signed as a Free Agent (6/27/94) Departed: Selected by Toronto in 995 Expansion Draft

Yrs	G	Min	FGM	FGA	Pct	FTM	FTA	Pct	Reb	Ast	Pts	Avg
1	80	2127	282	601	.469	177	235	.753	455	67	741	9.3

CEDRIC MAXWELL
UNC Charlotte '77 6'8" 225 11/21/55 #19 Los Angeles Clippers: 1985-86 to 1986-87
Acquired: From Boston (9/6/85) Departed: Traded to Houston (1/16/87)

Yrs	G	Min	FGM	FGA	Pct	FTM	FTA	Pct	Reb	Ast	Pts	Avg
2	111	3590	464	950	.488	624	790	.790	875	337	1552	14.0

DON MAY
Dayton '68 6'4" 220 1/3/46 #22 Buffalo Braves: 1970-71
Acquired: From New York in 1970 Expansion Draft (5/11/70) Departed: Traded to Atlanta (7/26/71)

Yrs	G	Min	FGM	FGA	Pct	FTM	FTA	Pct	Reb	Ast	Pts	Avg
1	76	2666	629	1336	.471	277	350	.791	567	150	1535	20.2

CLYDE MAYES
Furman '75 6'9" 225 3/17/53 #22 Buffalo Braves: 1976-77
Acquired: Signed as a Free Agent (11/9/76) Departed: Waived (11/29/76)

Yrs	G	Min	FGM	FGA	Pct	FTM	FTA	Pct	Reb	Ast	Pts	Avg
1	2	7	0	3	.000	2	3	.667	3	0	2	1.0

THARON MAYES
Florida State '90 6'3" 175 9/9/68 #8 Los Angeles Clippers: 1991-92
Acquired: Signed to a 10-day contract (3/2/92) Departed: Waived (3/9/92)

Yrs	G	Min	FGM	FGA	Pct	FTM	FTA	Pct	Reb	Ast	Pts	Avg
1	3	40	2	5	.400	4	6	.667	1	3	9	3.0

BOB McADOO
North Carolina '73 6'9" 210 9/25/51 #11 Buffalo Braves: 1972-73 to 1976-77
Acquired: First round in 1972 Draft (2nd overall) Departed: Traded to New York (12/9/76)

Yrs	G	Min	FGM	FGA	Pct	FTM	FTA	Pct	Reb	Ast	Pts	Avg
5	334	13381	3697	7396	.500	2040	2617	.780	4229	868	9434	28.2

WALTER McCARTY
Kentucky '96 6'10" 230 2/1/74 #0 Los Angeles Clippers: 2005-06
Acquired: Signed as a Free Agent (9/30/05)

Yrs	G	Min	FGM	FGA	Pct	FTM	FTA	Pct	Reb	Ast	Pts	Avg
1	36	353	33	99	.333	12	21	.571	68	23	88	2.4

TED McCLAIN
Tennessee State '71 6'2" 190 8/30/47 #12 Buffalo Braves: 1977-78
Acquired: Signed as a Free Agent (10/6/77) Departed: Traded to Philadelphia (1/31/78)

Yrs	G	Min	FGM	FGA	Pct	FTM	FTA	Pct	Reb	Ast	Pts	Avg
1	41	727	81	184	.440	50	63	.794	75	123	212	5.2

JIM McDANIELS
Western Kentucky '71 7'0" 240 4/2/48 #44 Buffalo Braves: 1977-78
Acquired: Signed as a Free Agent (9/20/77) Departed: Waived (2/2/78)

Yrs	G	Min	FGM	FGA	Pct	FTM	FTA	Pct	Reb	Ast	Pts	Avg
1	42	694	100	234	.427	36	42	.857	181	44	236	5.6

HANK McDOWELL
Memphis State '81 6'9" 215 11/13/59 #8 San Diego Clippers: 1983-84
Acquired: From Indiana (10/26/83) Departed: Traded to Houston (8/29/84)

Yrs	G	Min	FGM	FGA	Pct	FTM	FTA	Pct	Reb	Ast	Pts	Avg
1	57	611	85	197	.431	38	56	.679	155	37	208	3.6

JEFF McINNIS
North Carolina '97 6'4" 179 10/22/74 #5 Los Angeles Clippers: 1999-00 to 2001-02
Acquired: Signed to a 10-day contract (2/26/00); Signed for the remainder of season (3/14/00)

Yrs	G	Min	FGM	FGA	Pct	FTM	FTA	Pct	Reb	Ast	Pts	Avg
3	187	6458	975	2240	.435	326	397	.821	505	1036	2410	12.9

BILLY McKINNEY
Northwestern '77 6'0" 170 6/5/55 #1/30 San Diego Clippers: 1983-84
Acquired: From Denver (10/4/83) Departed: Rights renounced (7/24/85)

Yrs	G	Min	FGM	FGA	Pct	FTM	FTA	Pct	Reb	Ast	Pts	Avg
1	80	843	136	305	.446	39	46	.848	54	161	311	3.9

CARLTON McKINNEY
SMU '88 6'5" 190 10/21/64 #14 Los Angeles Clippers: 1989-90
Acquired: Signed as a Free Agent (8/15/89) Departed: Waived (11/29/89)

Yrs	G	Min	FGM	FGA	Pct	FTM	FTA	Pct	Reb	Ast	Pts	Avg
1	7	104	8	32	.250	2	4	.500	12	7	18	2.6

TOM McMILLEN
Maryland '74 6'11" 215 5/26/52 #52 Buffalo Braves: 1975-76 to 1976-77
Acquired: First round in 1974 Draft (9th overall) Departed: Traded to New York (12/9/76)

Yrs	G	Min	FGM	FGA	Pct	FTM	FTA	Pct	Reb	Ast	Pts	Avg
2	70	978	141	314	.449	67	90	.744	258	85	349	5.0

JIM McMILLIAN
Columbia '70 6'5" 220 3/11/48 #5/6 Buffalo Braves: 1973-74 to 1975-76
Acquired: From Los Angeles (9/17/73) Departed: Traded to New York (9/10/76)

Yrs	G	Min	FGM	FGA	Pct	FTM	FTA	Pct	Reb	Ast	Pts	Avg
3	218	8064	1439	2827	.509	707	829	.853	1385	617	3585	16.4

LARRY McNEIL
Marquette '74 6'9" 195 1/31/51 #43 Buffalo Braves: 1977-78
Acquired: Signed as a Free Agent (2/2/78) Departed: Waived (9/25/78)

Yrs	G	Min	FGM	FGA	Pct	FTM	FTA	Pct	Reb	Ast	Pts	Avg
1	37	873	156	338	.462	130	156	.833	188	45	442	11.9

DARIUS MILES
East St. Louis H.S. '00 6'9" 210 10/9/81 #21 Los Angeles Clippers: 2000-01 to 2001-02
Acquired: First Round in 2000 Draft (3rd overall) Departed: Traded to Cleveland (7/30/02)

Yrs	G	Min	FGM	FGA	Pct	FTM	FTA	Pct	Reb	Ast	Pts	Avg
2	163	4360	627	1272	.493	282	493	.572	930	283	1540	9.4

ANDRE MILLER
Utah '99 6'2" 200 3/19/76 #24 Los Angeles Clippers: 2002-03
Acquired: From Cleveland (7/30/02)

Yrs	G	Min	FGM	FGA	Pct	FTM	FTA	Pct	Reb	Ast	Pts	Avg
1	80	2913	377	928	.406	311	391	.795	316	537	1088	13.6

CUTTINO MOBLEY
Rhode Island '98 6'4" 215 9/1/75 #5 Los Angeles Clippers: 2005-06 to 2008-09
Acquired: Signed as a Free Agent (8/4/05) Departed: Traded to New York (11/21/09)

Yrs	G	Min	FGM	FGA	Pct	FTM	FTA	Pct	Reb	Ast	Pts	Avg
4	245	8887	1257	2906	.432	605	729	.830	912	650	3382	13.8

JAMARIO MOON
Meridan CC '01 6'8" 205 6/13/80 #8 Los Angeles Clippers: 2010-11
Acquired: From Cleveland (2/24/11)

Yrs	G	Min	FGM	FGA	Pct	FTM	FTA	Pct	Reb	Ast	Pts	Avg
1	19	278	25	59	.424	5	6	.833	47	7	66	3.5

LOWES MOORE
West Virginia '80 6'1" 170 5/5/57 #12 San Diego Clippers: 1982-83
Acquired: Signed as a Free Agent (1/29/83)

Yrs	G	Min	FGM	FGA	Pct	FTM	FTA	Pct	Reb	Ast	Pts	Avg
1	37	642	81	190	.426	42	56	.750	55	73	210	5.7

MIKKI MOORE
Nebraska '97 7'0" 223 11/4/75 #33 Los Angeles Clippers: 2004-05
Acquired: Signed as a Free Agent (8/20/04)

Yrs	G	Min	FGM	FGA	Pct	FTM	FTA	Pct	Reb	Ast	Pts	Avg
1	74	1178	144	287	.516	107	136	.787	246	47	396	4.7

ERIC MURDOCK
Providence '91 6'1" 200 6/14/68 #3 Los Angeles Clippers: 1999-00
Acquired: From New Jersey (9/23/99) Departed: Traded to Dallas (6/28/00)

Yrs	G	Min	FGM	FGA	Pct	FTM	FTA	Pct	Reb	Ast	Pts	Avg
1	40	693	79	205	.385	51	80	.638	77	108	225	5.6

JAY MURPHY
Boston College '84 6'9" 220 6/26/62 #46/42 Los Angeles Clippers: 1984-85 to 1985-86
Acquired: From Golden State (6/19/84) Departed: Waived (12/17/85)

Yrs	G	Min	FGM	FGA	Pct	FTM	FTA	Pct	Reb	Ast	Pts	Avg
2	37	249	24	95	.253	21	35	.600	56	7	69	1.9

TOD MURPHY
UC Irvine '86 6'9" 220 12/24/63 #43 Los Angeles Clippers: 1987-88
Acquired: Signed as a Free Agent (10/6/87) Departed: Waived (11/9/87)

Yrs	G	Min	FGM	FGA	Pct	FTM	FTA	Pct	Reb	Ast	Pts	Avg
1	1	19	1	1	1.000	3	4	.750	2	2	5	5.0

LAMOND MURRAY
California '95 6'7" 236 4/20/73 #7 Los Angeles Clippers: 1994-95 to 1998-99
Acquired: First round in 1994 Draft (7th overall) Departed: Traded to Cleveland (8/4/99)

Yrs	G	Min	FGM	FGA	Pct	FTM	FTA	Pct	Reb	Ast	Pts	Avg
5	361	9563	1576	3665	.430	800	1058	.756	1512	477	4173	11.6

SWEN NATER
UCLA '73 6'11" 240 1/14/50 #31 Buffalo Braves/SD Clippers: 1977-78 to 1982-83
Acquired: From Milwaukee (6/7/77) Departed: Traded to Lakers (10/10/83)

Yrs	G	Min	FGM	FGA	Pct	FTM	FTA	Pct	Reb	Ast	Pts	Avg
6	348	11079	1925	3550	.542	843	1100	.766	4168	819	4694	13.4

ALL-TIME ROSTER

MAMADOU N'DIAYE
Auburn '00 — 7'0" — 255 — 6/16/75 — #34 — Los Angeles Clippers: 2004-05
Acquired: Signed as a Free Agent (8/16/04) — Departed: Waived (6/29/05)

Yrs	G	Min	FGM	FGA	Pct	FTM	FTA	Pct	Reb	Ast	Pts	Avg
1	11	72	8	20	.400	4	7	.571	18	1	5	0.5

BONIFACE NDONG
Senegal — 7'0" — 242 — 9/3/77 — #22 — Los Angeles Clippers: 2005-06
Acquired: Signed as a Free Agent (10/3/05)

Yrs	G	Min	FGM	FGA	Pct	FTM	FTA	Pct	Reb	Ast	Pts	Avg
1	23	152	22	53	.415	6	9	.667	37	7	50	2.2

TYRONE NESBY
UNLV '98 — 6'6" — 245 — 1/31/76 — #8 — Los Angeles Clippers: 1998-99 to 2000-01
Acquired: Signed as a free agent (1/21/99) — Departed: Traded to Washington (11/28/00)

Yrs	G	Min	FGM	FGA	Pct	FTM	FTA	Pct	Reb	Ast	Pts	Avg
3	137	3938	586	1443	.406	273	347	.787	492	214	1584	11.6

MARTIN NESSLEY
Duke '87 — 7'2" — 260 — 2/16/65 — #51 — Los Angeles Clippers: 1987-88
Acquired: Sixth round in 1978 Draft (116th overall) — Departed: Waived (3/23/88)

Yrs	G	Min	FGM	FGA	Pct	FTM	FTA	Pct	Reb	Ast	Pts	Avg
1	35	295	18	49	.367	7	14	.500	73	16	43	1.2

JOHN NEUMANN
Mississippi '73 — 6'6" — 200 — 9/11/51 — #14/21 — Buffalo Braves: 1976-77
Acquired: From Lakers (6/10/77) — Departed: Traded to Indiana (10/8/77)

Yrs	G	Min	FGM	FGA	Pct	FTM	FTA	Pct	Reb	Ast	Pts	Avg
1	4	49	15	34	.441	5	6	.833	9	4	35	8.8

KURT NIMPHIUS
Arizona State '80 — 6'11" — 225 — 3/13/58 — #40 — San Diego Clippers: 1985-86 to 1986-87
Acquired: From Dallas (11/25/85) — Departed: Traded to Detroit (1/29/87)

Yrs	G	Min	FGM	FGA	Pct	FTM	FTA	Pct	Reb	Ast	Pts	Avg
2	105	2757	433	874	.495	234	321	.729	526	66	1100	10.5

NORM NIXON
Duquesne '77 — 6'2" — 170 — 10/11/55 — #10 — SD Clippers/LA Clippers: 1983-84 to 1988-89
Acquired: From Lakers (10/10/83)

Yrs	G	Min	FGM	FGA	Pct	FTM	FTA	Pct	Reb	Ast	Pts	Avg
6	283	9403	1739	3842	.453	555	716	.775	679	2540	4127	14.6

CONNIE NORMAN
Arizona '76 — 6'3" — 176 — 9/24/53 — #11 — San Diego Clippers: 1978-79
Acquired: Signed as a Free Agent (9/19/78) — Departed: Waived (12/7/78)

Yrs	G	Min	FGM	FGA	Pct	FTM	FTA	Pct	Reb	Ast	Pts	Avg
1	22	323	71	165	.430	19	23	.826	32	24	161	7.3

KEN NORMAN
Illinois '87 — 6'8" — 223 — 9/5/64 — #3/10/33 — Los Angeles Clippers: 1987-88 to 1992-93
Acquired: First round in 1987 Draft (19th overall)

Yrs	G	Min	FGM	FGA	Pct	FTM	FTA	Pct	Reb	Ast	Pts	Avg
6	439	13584	2783	5553	.501	835	1403	.595	2916	964	6432	14.7

STEVE NOVAK
Marquette '06 — 6'10" — 220 — 6/13/83 — #20 — Los Angeles Clippers: 2008-09 to 2009-10
Acquired: From Houston (8/6/08); re-signed as a restricted free agent (9/11/09)

Yrs	G	Min	FGM	FGA	Pct	FTM	FTA	Pct	Reb	Ast	Pts	Avg
2	125	1523	218	504	.432	28	32	.875	158	46	605	4.8

ED ODOM
Oklahoma State '80 — 6'3" — 178 — 3/28/59 — #25 — San Diego Clippers: 1980-81
Acquired: Fourth round in 1980 Draft (76th overall) — Departed: Waived (10/15/80)

Yrs	G	Min	FGM	FGA	Pct	FTM	FTA	Pct	Reb	Ast	Pts	Avg
1	Did not play — waived two games into the season											

LAMAR ODOM
Rhode Island '01 — 6'10" — 221 — 11/6/79 — #7 — Los Angeles Clippers: 1999-00 to 2002-03
Acquired: First round in 1999 Draft (4th overall)

Yrs	G	Min	FGM	FGA	Pct	FTM	FTA	Pct	Reb	Ast	Pts	Avg
4	230	8281	1349	3041	.444	761	1074	.709	1689	1058	3656	15.9

JOHN OLIVE
Villanova '77 — 6'7" — 210 — 3/1/55 — #40 — San Diego Clippers: 1978-79 to 1979-80
Acquired: Signed as a Free Agent (12/5/78) — Departed: Waived (11/26/79)

Yrs	G	Min	FGM	FGA	Pct	FTM	FTA	Pct	Reb	Ast	Pts	Avg
2	35	204	13	42	.310	18	23	.783	20	3	44	1.3

MICHAEL OLOWOKANDI
Pacific '98 — 7'0" — 270 — 4/3/75 — #34 — Los Angeles Clippers: 1998-99 to 2002-03
Acquired: First round in 1998 Draft (1st overall)

Yrs	G	Min	FGM	FGA	Pct	FTM	FTA	Pct	Reb	Ast	Pts	Avg
5	323	9836	1380	3185	.433	451	756	.597	2577	246	3211	9.9

CHARLES "BO" OUTLAW
Houston '93 6'8" 210 4/13/71 #6/45 Los Angeles Clippers: 1993-94 to 1996-97
Acquired: Signed as a Free Agent (2/14/94)

Yrs	G	Min	FGM	FGA	Pct	FTM	FTA	Pct	Reb	Ast	Pts	Avg
4	280	5706	629	1095	.574	332	683	.486	1179	327	1590	5.7

TRAVIS OUTLAW
Starkville High School '03 (Missisippi) 6'9" 218 9/18/84 #34 Los Angeles Clippers: 2009-10
Acquired: From Portland with Steve Blake and cash considerations in exchange for Marcus Camby (2/16/10)

Yrs	G	Min	FGM	FGA	Pct	FTM	FTA	Pct	Reb	Ast	Pts	Avg
1	23	499	72	180	.400	28	35	.800	83	26	200	8.7

DOUG OVERTON
LaSalle '91 6'3" 190 8/3/69 #24 Los Angeles Clippers: 2001-02, 2003-04
Acquired: Signed to two consecutive 10-day contracts (3/4/02); Signed as a free agent (11/21/03)

Yrs	G	Min	FGM	FGA	Pct	FTM	FTA	Pct	Reb	Ast	Pts	Avg
2	73	1141	110	281	.391	25	36	.694	97	147	255	3.5

EDDIE OWENS
UNLV '77 6'7" 210 12/26/53 #40 Buffalo Braves: 1977-78
Acquired: Signed as a Free Agent (3/8/78)

Yrs	G	Min	FGM	FGA	Pct	FTM	FTA	Pct	Reb	Ast	Pts	Avg
1	8	63	9	21	.429	3	6	.500	10	5	21	2.6

WILLIAM "SMUSH" PARKER
Fordham University '02 6'4" 190 6/1/81 #1 Los Angeles Clippers: 2007-08
Acquired: Signed as a free agent (3/12/08)

Yrs	G	Min	FGM	FGA	Pct	FTM	FTA	Pct	Reb	Ast	Pts	Avg
1	19	409	47	130	.362	16	24	.667	32	69	122	6.4

CHEROKEE PARKS
Duke '95 6'11" 240 10/11/72 #44 Los Angeles Clippers: 2000-01, 2002-03
Acquired: From Washington (11/28/00); Signed as a Free Agent (9/27/02)

Yrs	G	Min	FGM	FGA	Pct	FTM	FTA	Pct	Reb	Ast	Pts	Avg
2	82	1524	198	399	.496	42	65	.646	321	60	439	5.4

RUBEN PATTERSON
Cincinnati '98 6'5" 223 7/31/75 #23 Los Angeles Clippers: 2007-08
Acquired: Signed as a free agent (8/29/07) Departed: Waived 12/13/07)

Yrs	G	Min	FGM	FGA	Pct	FTM	FTA	Pct	Reb	Ast	Pts	Avg
1	20	327	39	86	.453	24	43	.558	64	17	102	5.1

CHRIS PAUL
Wake Forest '05 6'0" 175 5/6/85 #3 Los Angeles Clippers: 2011-12
Acquired: From New Orleans (12/14/11)

Yrs	G	Min	FGM	FGA	Pct	FTM	FTA	Pct	Reb	Ast	Pts	Avg
1	60	2181	425	890	.478	260	302	.861	213	543	1189	19.8

KIRK PENNEY
Wisconsin '03 6'5" 220 11/23/80 #22 Los Angeles Clippers: 2004-05
Acquired: Signed to a 10-day contract (12/28/04) Departed: Waived (1/3/05)

Yrs	G	Min	FGM	FGA	Pct	FTM	FTA	Pct	Reb	Ast	Pts	Avg
1	4	12	1	3	.333	0	0	—	1	1	2	0.5

ELLIOT PERRY
Memphis '91 6'0" 152 3/28/69 #34 Los Angeles Clippers: 1991-92
Acquired: Second round in 1991 Draft (37th overall) Departed: Waived (11/25/91)

Yrs	G	Min	FGM	FGA	Pct	FTM	FTA	Pct	Reb	Ast	Pts	Avg
1	10	66	6	15	.400	1	2	.500	7	14	13	1.3

MICHAEL PHELPS
Alcorn State '85 6'4" 185 10/3/61 #14 Los Angeles Clippers: 1987-88
Acquired: Signed to a 10-day contract (1/20/88)

Yrs	G	Min	FGM	FGA	Pct	FTM	FTA	Pct	Reb	Ast	Pts	Avg
1	2	23	3	7	.429	3	4	.750	2	3	9	4.5

ERIC PIATKOWSKI
Nebraska '94 6'6" 215 9/30/70 #52 Los Angeles Clippers: 1994-95 to 2002-03
Acquired: From Indiana (6/30/94)

Yrs	G	Min	FGM	FGA	Pct	FTM	FTA	Pct	Reb	Ast	Pts	Avg
9	616	12655	1816	4143	.438	899	1069	.841	1520	674	5269	8.6

RICKY PIERCE
Rice '82 6'4" 222 8/19/59 #25 San Diego Clippers: 1983-84
Acquired: From Detroit (10/17/83) Departed: Traded to Milwaukee (9/29/84)

Yrs	G	Min	FGM	FGA	Pct	FTM	FTA	Pct	Reb	Ast	Pts	Avg
1	69	1280	268	570	.470	149	173	.861	135	60	685	9.9

STAN PIETKIEWICZ
Auburn '78 6'5" 200 7/14/56 #22 San Diego Clippers: 1978-79 to 1980-81
Acquired: Seventh round in 1978 Draft (133rd overall); Signed as a Free Agent (7/2/79)
Departed: Waived (11/6/78); Waived (10/28/80)

Yrs	G	Min	FGM	FGA	Pct	FTM	FTA	Pct	Reb	Ast	Pts	Avg
3	60	639	94	192	.490	39	48	.813	52	99	236	3.9

ALL-TIME ROSTER

DWAYNE POLEE
Pepperdine '86 6'5" 180 3/2/63 #12 Los Angeles Clippers: 1986-87
Acquired: Third round in 1986 Draft (54th overall) Departed: Waived (11/11/86)

Yrs	G	Min	FGM	FGA	Pct	FTM	FTA	Pct	Reb	Ast	Pts	Avg
1	1	6	1	4	.250	0	0	.000	0	0	2	2.0

OLDEN POLYNICE
Virginia '86 6'10" 250 11/21/64 #0 Los Angeles Clippers: 1990-91 to 1991-92, 2003-04
Acquired: From Seattle (2/20/91); Signed as a Free Agent (8/4/03)
Departed: Traded to Detroit (6/24/92); Waived (2/21/04)

Yrs	G	Min	FGM	FGA	Pct	FTM	FTA	Pct	Reb	Ast	Pts	Avg
3	109	2478	395	731	.540	204	339	.602	821	73	994	9.1

DAVE POPSON
North Carolina '87 6'10" 220 5/17/64 #35/45 Los Angeles Clippers: 1988-89
Acquired: From Detroit off waivers (11/3/88); Departed: Waived (11/14/88); Waived (12/8/88)
Re-signed as a Free Agent (11/17/88);
Signed to a 10-day contract (1/8/89)

Yrs	G	Min	FGM	FGA	Pct	FTM	FTA	Pct	Reb	Ast	Pts	Avg
1	10	68	11	25	.440	1	2	.500	16	6	23	2.3

JOSH POWELL
North Carolina State '03 6'9" 235 1/25/83 #21 Los Angeles Clippers: 2007-08
Acquired: Signed as a free agent (8/14/07)

Yrs	G	Min	FGM	FGA	Pct	FTM	FTA	Pct	Reb	Ast	Pts	Avg
1	64	1228	145	315	.460	63	87	.724	331	47	353	5.5

JIM PRICE
Louisville '72 6'3" 195 11/27/49 #25 Buffalo Braves: 1976-77
Acquired: From Milwaukee (11/2/76) Departed: Traded to Denver (12/17/76)

Yrs	G	Min	FGM	FGA	Pct	FTM	FTA	Pct	Reb	Ast	Pts	Avg
1	20	333	44	104	.423	17	20	.850	34	38	105	5.3

TONY PRICE
Pennsylvania '79 6'6" 190 1/5/57 #34 San Diego Clippers: 1980-81
Acquired: Signed as a Free Agent (5/9/80) Departed: Waived (11/4/80)

Yrs	G	Min	FGM	FGA	Pct	FTM	FTA	Pct	Reb	Ast	Pts	Avg
1	5	29	2	7	.286	0	0	.000	0	3	4	0.8

VLADIMIR RADMANOVIC
Serbia-Montenegro 6'10" 234 11/19/80 #7 Los Angeles Clippers: 2005-06
Acquired: From Seattle (2/14/06)

Yrs	G	Min	FGM	FGA	Pct	FTM	FTA	Pct	Reb	Ast	Pts	Avg
1	30	885	108	259	.417	38	52	.731	171	64	320	10.7

ZACH RANDOLPH
Michigan State '01 6'9" 260 7/16/81 #50 Los Angeles Clippers: 2008-09
Acquired: From New York (11/21/08) Departed: Traded to Memphis (7/9/09)

Yrs	G	Min	FGM	FGA	Pct	FTM	FTA	Pct	Reb	Ast	Pts	Avg
1	39	1369	333	684	.487	124	177	.701	367	88	815	20.9

WALLY RANK
San Jose State '80 6'6" 220 3/1/58 #30 San Diego Clippers: 1980-81
Acquired: Fifth round in 1980 Draft (99th overall) Departed: Waived (7/28/81)

Yrs	G	Min	FGM	FGA	Pct	FTM	FTA	Pct	Reb	Ast	Pts	Avg
1	25	153	21	57	.368	13	28	.464	30	17	55	2.2

ZELJKO REBRACA
Serbia and Montenegro 7'0" 265 4/9/72 #11 Los Angeles Clippers: 2004-05 to 2006-07
Acquired: Signed as a free agent (8/13/04) Departed: Waived (4/6/07)

Yrs	G	Min	FGM	FGA	Pct	FTM	FTA	Pct	Reb	Ast	Pts	Avg
3	87	1340	185	330	.561	104	126	.825	248	35	474	5.4

ELDRIDGE RECASNER
Washington '90 6'4" 193 12/14/67 #14 Los Angeles Clippers: 2001-02
Acquired: Signed as a Free Agent (12/20/01); Departed: Waived (1/7/02)
Signed to two consecutive 10-day contracts (1/10/02)

Yrs	G	Min	FGM	FGA	Pct	FTM	FTA	Pct	Reb	Ast	Pts	Avg
1	5	31	2	6	.333	1	1	1.000	0	5	5	1.0

GLEN RICE
Michigan '89 6'8 228 5/28/67 #41 Los Angeles Clippers: 2003-04
Acquired: Signed as a Free Agent (10/10/03) Departed: Waived (1/16/04)

Yrs	G	Min	FGM	FGA	Pct	FTM	FTA	Pct	Reb	Ast	Pts	Avg
1	18	262	22	76	.289	17	17	1.000	41	24	66	3.7

JEROME "POOH" RICHARDSON
UCLA '89 6'1" 200 5/14/66 #2/24 Los Angeles Clippers: 1994-95 to 1998-99
Acquired: From Indiana (6/30/94) Departed: Waived (9/9/99)

Yrs	G	Min	FGM	FGA	Pct	FTM	FTA	Pct	Reb	Ast	Pts	Avg
5	282	7324	901	2274	.396	219	320	.684	626	1397	2255	8.0

QUENTIN RICHARDSON
DePaul '02 6'5" 238 4/13/80 #3 Los Angeles Clippers: 2000-01 to 2003-04
Acquired: First Round in 2000 Draft (18th overall)

Yrs	G	Min	FGM	FGA	Pct	FTM	FTA	Pct	Reb	Ast	Pts	Avg
4	281	7216	1260	3065	.411	478	673	.710	1286	381	3362	12.0

ERIC RILEY
Michigan '93 | 7'0" | 245 | 6/2/70 | #42 | Los Angeles Clippers: 1994-95
Acquired: Signed as a Free Agent (12/18/94)

Yrs	G	Min	FGM	FGA	Pct	FTM	FTA	Pct	Reb	Ast	Pts	Avg
1	40	434	65	145	.448	47	64	.734	112	11	177	4.4

DAVID RIVERS
Notre Dame '88 | 6'0" | 180 | 1/20/65 | #4/32/44 | Los Angeles Clippers: 1989-90, 1991-92
Acquired: Signed as a Free Agent (11/14/89); Signed as a Free Agent (11/23/91)
Departed: Waived (1/7/92)

Yrs	G	Min	FGM	FGA	Pct	FTM	FTA	Pct	Reb	Ast	Pts	Avg
2	67	846	90	227	.396	69	89	.775	104	176	249	3.7

GLENN "DOC" RIVERS
Marquette '84 | 6'4" | 185 | 10/13/61 | #25 | Los Angeles Clippers: 1991-92
Acquired: From Atlanta (6/26/91) | Departed: Traded to New York (9/22/92)

Yrs	G	Min	FGM	FGA	Pct	FTM	FTA	Pct	Reb	Ast	Pts	Avg
1	59	1657	226	533	.424	163	196	.832	147	233	641	10.9

STANLEY ROBERTS
LSU '92 | 7'0" | 290 | 2/7/70 | #53 | Los Angeles Clippers: 1992-93 to 1996-97
Acquired: From Orlando (9/22/92) | Departed: Traded to Minnesota (6/25/97)

Yrs	G	Min	FGM	FGA	Pct	FTM	FTA	Pct	Reb	Ast	Pts	Avg
5	160	3339	622	1263	.492	257	487	.528	824	120	1501	9.4

JAMES ROBINSON
Alabama '93 | 6'2" | 180 | 8/31/70 | #26 | Los Angeles Clippers: 1997-98 to 1998-99
Acquired: Signed as a Free Agent (8/16/97) | Departed: Waived (3/18/99)

Yrs	G	Min	FGM	FGA	Pct	FTM	FTA	Pct	Reb	Ast	Pts	Avg
2	84	1511	234	599	.391	97	134	.724	138	153	647	7.7

RODNEY ROGERS
Wake Forest '94 | 6'7" | 255 | 6/20/71 | #54 | Los Angeles Clippers: 1995-96 to 1998-99
Acquired: From Denver (6/28/95)

Yrs	G	Min	FGM	FGA	Pct	FTM	FTA	Pct	Reb	Ast	Pts	Avg
4	271	7897	1271	2757	.461	597	897	.666	1300	668	3343	12.3

SEAN ROOKS
Arizona '92 | 6'10" | 260 | 9/9/69 | #45 | Los Angeles Clippers: 2000-01 to 2002-03
Acquired: From Dallas (6/28/00)

Yrs	G	Min	FGM	FGA	Pct	FTM	FTA	Pct	Reb	Ast	Pts	Avg
3	213	3625	375	886	.423	173	230	.752	643	171	926	4.3

ROB ROSE
George Mason '86 | 6'5" | 180 | 12/27/64 | #42 | Los Angeles Clippers: 1988-89
Acquired: Signed to a 10-day contract (3/27/89) | Departed: Contract expired (4/5/89)

Yrs	G	Min	FGM	FGA	Pct	FTM	FTA	Pct	Reb	Ast	Pts	Avg
1	2	3	0	1	.000	0	0	.000	2	0	0	0.0

QUINTON ROSS
SMU '03 | 6'6" | 193 | 4/30/81 | #13 | Los Angeles Clippers: 2004-05 to 2007-08
Acquired: Signed as a free agent (8/16/04)

Yrs	G	Min	FGM	FGA	Pct	FTM	FTA	Pct	Reb	Ast	Pts	Avg
4	302	6379	599	1395	.429	239	332	.719	742	362	1449	4.8

PAUL RUFFNER
BYU '70 | 6'11" | 225 | 10/15/48 | #22 | Buffalo Braves: 1973-74 to 1974-75
Acquired: Signed as a Free Agent (9/11/73)

Yrs	G	Min	FGM	FGA	Pct	FTM	FTA	Pct	Reb	Ast	Pts	Avg
2	42	154	33	74	.446	9	18	.500	33	7	75	1.8

KAREEM RUSH
Missouri'02 | 6'6" | 215 | 10/30/80 | #21 | Los Angeles Clippers: 2009-10
Acquired: Signed as free agent (9/25/10) | Departed: Waived (1/21/10)

Yrs	G	Min	FGM	FGA	Pct	FTM	FTA	Pct	Reb	Ast	Pts	Avg
1	7	58	4	11	.364	0	0	.000	6	4	9	1.3

CHEIKH SAMB
Senegal | 7'1" | 245 | 10/22/84 | #34 | Los Angeles Clippers: 2008-09
Acquired: From Denver (1/5/09) | Departed: Waived (2/16/09)

Yrs	G	Min	FGM	FGA	Pct	FTM	FTA	Pct	Reb	Ast	Pts	Avg
1	2	8	0	3	.000	0	2	.000	2	0	0	0.0

DWAYNE SCHINTZIUS
Florida '90 | 7'2" | 285 | 10/14/68 | #33 | Los Angeles Clippers: 1996-97
Acquired: Signed as a Free Agent (9/24/96)

Yrs	G	Min	FGM	FGA	Pct	FTM	FTA	Pct	Reb	Ast	Pts	Avg
1	15	116	13	36	.361	7	8	.875	22	4	34	2.3

DALE SCHLUETER
Colorado State '67 | 6'10" | 235 | 11/12/45 | #54 | Buffalo Braves: 1974-75 to 1975-76
Acquired: From Atlanta (8/29/74) | Departed: Waived (10/20/76)

Yrs	G	Min	FGM	FGA	Pct	FTM	FTA	Pct	Reb	Ast	Pts	Avg
2	147	1735	153	300	.510	138	202	.683	488	184	444	3.0

ALL-TIME ROSTER

MALIK SEALY
St. John's '92 6'8" 200 2/1/70 #21 Los Angeles Clippers: 1994-95 to 1996-97
Acquired: From Indiana (6/30/94) Departed: Rights renounced (8/8/97)

Yrs	G	Min	FGM	FGA	Pct	FTM	FTA	Pct	Reb	Ast	Pts	Avg
3	202	5561	936	2266	.413	575	697	.823	692	388	2569	12.7

JOHN SHUMATE
Notre Dame '74 6'9" 235 4/6/52 #34 Buffalo Braves: 1975-76 to 1977-78
Acquired: From Phoenix (2/1/76) Departed: Traded to Detroit (11/23/77)

Yrs	G	Min	FGM	FGA	Pct	FTM	FTA	Pct	Reb	Ast	Pts	Avg
3	124	4237	628	1215	.517	473	692	.684	1143	282	1729	13.9

MIKE SILLIMAN
U.S. Military '66 6'6" 225 5/4/44 #4/27 Buffalo Braves: 1970-71
Acquired: From New York (6/20/70)

Yrs	G	Min	FGM	FGA	Pct	FTM	FTA	Pct	Reb	Ast	Pts	Avg
1	36	366	36	79	.456	19	39	.487	62	23	91	2.5

BOBBY SIMMONS
DePaul '02 6'8" 220 6/2/80 #21 Los Angeles Clippers: 2003-04 to 2004-05; 2011-12
Acquired: Signed as a free agent (9/26/03); Signed to a 10-day contract (2/27/12), Signed to a second 10-day contract (3/9/12), Signed for remainder of season (3/24/12)

Yrs	G	Min	FGM	FGA	Pct	FTM	FTA	Pct	Reb	Ast	Pts	Avg
3	159	4593	649	1480	.438	376	449	.837	763	312	1746	10.9

JAMES SINGLETON
Murray State '03 6'8" 220 6/2/80 #15 Los Angeles Clippers: 2005-06 to 2006-07
Acquired: Signed as a Free Agent (8/30/05)

Yrs	G	Min	FGM	FGA	Pct	FTM	FTA	Pct	Reb	Ast	Pts	Avg
2	112	1129	107	233	.459	61	79	.772	303	46	288	2.6

BRIAN SKINNER
Baylor '98 6'9" 255 5/19/76 #8 Los Angeles Clippers: 1998-99 to 2000-01, 2008-09 to 2009-10
Acquired: Signed as a free agent on (7/31/08); re-signed as a free agent (9/16/09)

Yrs	G	Min	FGM	FGA	Pct	FTM	FTA	Pct	Reb	Ast	Pts	Avg
5	160	2583	267	596	.447	131	212	.617	652	57	665	4.2

BOBBY "BINGO" SMITH
Tulsa '69 6'5" 212 2/26/46 #7 San Diego Clippers: 1979-80
Acquired: From Cleveland (10/27/79) Departed: Selected by Dallas in 1980 Expansion Draft

Yrs	G	Min	FGM	FGA	Pct	FTM	FTA	Pct	Reb	Ast	Pts	Avg
1	78	2123	385	891	.432	100	115	.870	259	100	893	11.4

CHARLES SMITH
New Mexico '97 6'5" 194 8/22/75 #5/14 Los Angeles Clippers: 1997-98 to 1998-99
Acquired: From Miami (2/19/98) Departed: Waived (10/28/99)

Yrs	G	Min	FGM	FGA	Pct	FTM	FTA	Pct	Reb	Ast	Pts	Avg
2	46	577	80	204	.392	12	25	.480	43	32	193	4.2

CHARLES SMITH
Pittsburgh '88 6'10" 244 7/16/65 #54 Los Angeles Clippers: 1988-89 to 1991-92
Acquired: From Philadelphia (6/28/88) Departed: Traded to New York (9/22/92)

Yrs	G	Min	FGM	FGA	Pct	FTM	FTA	Pct	Reb	Ast	Pts	Avg
4	272	8906	1829	3730	.490	1335	1719	.777	1898	407	4994	18.4

CRAIG SMITH
Boston College 6'7" 265 11/10/83 #1/5 Los Angeles Clippers: 2009-2011
Acquired: From Minnesota (7/20/09)

Yrs	G	Min	FGM	FGA	Pct	FTM	FTA	Pct	Reb	Ast	Pts	Avg
2	123	1818	330	585	.561	50	182	276	.685	115	843	6.6

DEREK SMITH
Louisville '82 6'6" 218 11/1/61 #18 SD/Los Angeles Clippers: 1983-84 to 1985-86
Acquired: Signed as a Free Agent (9/14/83) Departed: Traded to Sacramento (8/19/86)

Yrs	G	Min	FGM	FGA	Pct	FTM	FTA	Pct	Reb	Ast	Pts	Avg
3	152	4398	1020	1888	.540	581	751	.774	638	329	2626	17.3

ELMORE SMITH
Kentucky State '71 7'1" 250 5/9/49 #3 Buffalo Braves: 1971-72 to 1972-73
Acquired: First round in 1971 Draft (3rd overall) Departed: Traded to Lakers (9/12/73)

Yrs	G	Min	FGM	FGA	Pct	FTM	FTA	Pct	Reb	Ast	Pts	Avg
2	154	6015	1179	2519	.468	382	700	.546	2130	303	2740	17.8

JIM SMITH
Ohio State '81 6'9" 225 4/12/58 #30 San Diego Clippers: 1981-82
Acquired: Third round in 1981 Draft (54th overall) Departed: Waived (10/27/82)

Yrs	G	Min	FGM	FGA	Pct	FTM	FTA	Pct	Reb	Ast	Pts	Avg
1	72	858	86	169	.509	39	85	.459	182	46	211	2.9

MICHAEL SMITH
BYU '89 6'10" 225 5/19/65 #4 Los Angeles Clippers: 1994-95
Acquired: Signed as a Free Agent (2/20/95)

Yrs	G	Min	FGM	FGA	Pct	FTM	FTA	Pct	Reb	Ast	Pts	Avg
1	29	319	63	134	.470	26	30	.867	56	20	153	5.3

PHIL SMITH
San Francisco '74 6'4" 197 4/22/52 #11 San Diego Clippers: 1980-81 to 1981-82
Acquired: From Golden State (8/28/80) Departed: Traded to Seattle (2/16/82)

Yrs	G	Min	FGM	FGA	Pct	FTM	FTA	Pct	Reb	Ast	Pts	Avg
2	124	3824	772	1632	.473	360	481	.748	273	605	1913	15.4

RANDY SMITH
Buffalo State '71 6'3" 185 12/12/52 #9 Buff. Braves/SD Clippers: 1971-72 to 1978-79, 1982-83
Acquired: Seventh round in 1971 Draft (104th overall); Signed as a Free Agent (10/28/82)
Departed: Awarded to Portland (9/18/79); Waived (3/15/83)

Yrs	G	Min	FGM	FGA	Pct	FTM	FTA	Pct	Reb	Ast	Pts	Avg
9	715	24393	5214	11035	.472	2304	2986	.772	2985	3498	12735	17.8

ROBERT SMITH
UNLV '77 5'11" 170 3/10/55 #5 San Diego Clippers: 1982-83
Acquired: From Milwaukee (10/15/82) Departed: Waived (11/17/82)

Yrs	G	Min	FGM	FGA	Pct	FTM	FTA	Pct	Reb	Ast	Pts	Avg
1	5	43	2	13	.154	7	8	.875	3	6	11	2.2

MIKE SMREK
Canisius '85 7'0" 260 8/31/62 #52 Los Angeles Clippers: 1990-91
Acquired: From Golden State off waivers (12/26/90)

Yrs	G	Min	FGM	FGA	Pct	FTM	FTA	Pct	Reb	Ast	Pts	Avg
1	10	70	3	16	.188	4	8	.500	19	3	10	1.0

ELMORE SPENCER
UNLV '92 7'0" 270 12/6/69 #27 Los Angeles Clippers: 1992-93 to 1994-95
Acquired: First round in 1992 Draft (25th overall) Departed: Traded to Denver (9/19/95)

Yrs	G	Min	FGM	FGA	Pct	FTM	FTA	Pct	Reb	Ast	Pts	Avg
3	139	2578	384	740	.519	141	244	.578	542	108	909	7.0

ALEX STIVRINS
Colorado '85 6'8" 220 11/29/62 #25 Los Angeles Clippers: 1992-93
Acquired: Signed to a 10-day contract (2/11/93)

Yrs	G	Min	FGM	FGA	Pct	FTM	FTA	Pct	Reb	Ast	Pts	Avg
1	1	1	0	1	.000	0	0	.000	0	0	0	0.0

DEREK STRONG
Xavier '90 6'9" 240 2/9/68 #30 Los Angeles Clippers: 2000-01
Acquired: From Orlando (6/28/00) Departed: Waived (10/29/01)

Yrs	G	Min	FGM	FGA	Pct	FTM	FTA	Pct	Reb	Ast	Pts	Avg
1	28	491	45	117	.385	28	37	.757	108	7	118	4.2

BARRY SUMPTER
Austin Peay '88 6'11" 215 11/11/65 #51 Los Angeles Clippers: 1988-89
Acquired: Signed to a 10-day contract (3/27/89)

Yrs	G	Min	FGM	FGA	Pct	FTM	FTA	Pct	Reb	Ast	Pts	Avg
1	1	1	0	1	.000	0	0	.000	0	0	0	0.0

BRIAN TAYLOR
Princeton '73 6'2" 185 6/9/51 #14 San Diego Clippers: 1978-79 to 1981-82
Acquired: Signed as a Free Agent (2/15/79)

Yrs	G	Min	FGM	FGA	Pct	FTM	FTA	Pct	Reb	Ast	Pts	Avg
4	219	6552	923	1897	.487	382	475	.804	461	1024	2385	10.9

MAURICE TAYLOR
Michigan '98 6'9" 260 10/30/76 #23 Los Angeles Clippers: 1997-98 to 1999-00
Acquired: First round in 1997 Draft (14th overall)

Yrs	G	Min	FGM	FGA	Pct	FTM	FTA	Pct	Reb	Ast	Pts	Avg
3	179	5245	1090	2336	.466	466	651	.716	938	221	2648	14.8

MIKE TAYLOR
Iowa State '07 6'2" 166 1/21/86 #4 Los Angeles Clippers: 2008-09
Acquired: From Portland (6/26/08) Departed: Waived (7/31/09)

Yrs	G	Min	FGM	FGA	Pct	FTM	FTA	Pct	Reb	Ast	Pts	Avg
1	51	771	110	267	.412	56	81	.691	87	106	289	5.7

SEBASTIAN TELFAIR
Lincoln High School '04 6'0" 175 6/9/85 #3 Los Angeles Clippers: 2009-10
(Brooklyn, NY) Departed: Traded to Cleveland (2/17/10)
Acquired: From Minnesota along with Mark Madsen and Craig Smith in exchange for Quentin Richardson (7/20/09)

Yrs	G	Min	FGM	FGA	Pct	FTM	FTA	Pct	Reb	Ast	Pts	Avg
1	39	582	67	166	.404	24	31	.774	41	114	169	4.3

CLAUDE TERRY
Stanford '72 6'5" 195 1/12/50 #12 Buffalo Braves: 1976-77
Acquired: From Denver (9/21/76) Departed: Sold to Atlanta (2/1/77)

Yrs	G	Min	FGM	FGA	Pct	FTM	FTA	Pct	Reb	Ast	Pts	Avg
1	33	304	49	104	.471	18	23	.783	28	33	116	3.5

JIM THOMAS
Indiana '83 6'3" 190 10/19/60 #21 Los Angeles Clippers: 1985-86
Acquired : Signed as a Free Agent (11/15/85) Departed: Waived (12/10/85)

Yrs	G	Min	FGM	FGA	Pct	FTM	FTA	Pct	Reb	Ast	Pts	Avg
1	6	69	6	15	.400	1	2	.500	8	12	13	2.2

ALL-TIME ROSTER

TIM THOMAS
Villanova '97 | 6'10" | 235 | 2/26/77 | #2 | Los Angeles Clippers: 2006-07 to 2008-09
Acquired: Signed as a free agent (7/13/06) | Departed: Traded to New York (11/21/09)

Yrs	G	Min	FGM	FGA	Pct	FTM	FTA	Pct	Reb	Ast	Pts	Avg
3	149	9248	624	1518	.411	238	331	.719	747	352	1711	11.5

TREY THOMPKINS
Georgia '11 | 6'10" | 245 | 5/29/90 | #33 | Los Angeles Clippers: 2011-12
Acquired: Second round in 2011 Draft (37th overall)

Yrs	G	Min	FGM	FGA	Pct	FTM	FTA	Pct	Reb	Ast	Pts	Avg
1	24	119	24	61	.393	5	7	.714	24	3	57	2.4

AL THORNTON
Florida State '07 | 6'8" | 235 | #12 | Los Angeles Clippers: 2007-08 to 2009-10
Acquired: First round in 2007 (14th overall) | Departed: Traded to Washington (2/17/10)

Yrs	G	Min	FGM	FGA	Pct	FTM	FTA	Pct	Reb	Ast	Pts	Avg
3	201	6217	1063	2381	.446	553	601	.740	918	262	2747	13.6

TOM TOLBERT
Arizona '88 | 6'7" | 240 | 10/16/65 | #3 | Los Angeles Clippers: 1993-94
Acquired: Signed as a Free Agent (10/1/93) | Departed: Waived (6/29/94)

Yrs	G	Min	FGM	FGA	Pct	FTM	FTA	Pct	Reb	Ast	Pts	Avg
1	49	640	74	177	.418	33	45	.733	108	30	187	3.8

KEITH TOWER
Notre Dame '92 | 6'11" | 250 | 5/15/70 | #51 | Los Angeles Clippers: 1995-96
Acquired: Signed as a free agent (10/4/95) | Departed: Waived (7/11/96)

Yrs	G	Min	FGM	FGA	Pct	FTM	FTA	Pct	Reb	Ast	Pts	Avg
1	34	305	32	72	.444	18	26	.692	51	5	82	2.4

LINTON TOWNES
James Madison '83 | 6'7" | 195 | 11/30/59 | #9 | San Diego Clippers: 1983-84
Acquired: Signed to two consecutive 10-day contracts (12/23/83)
Departed: Contract expired (1/11/84)

Yrs	G	Min	FGM	FGA	Pct	FTM	FTA	Pct	Reb	Ast	Pts	Avg
1	2	17	3	7	.429	0	0	.000	1	1	6	3.0

ANDRE TURNER
Memphis State '86 | 5'11" | 160 | 12/13/64 | #11 | Los Angeles Clippers: 1989-90
Acquired: From Charlotte off waivers (11/1/89) | Departed: Waived (11/14/89)

Yrs	G	Min	FGM	FGA	Pct	FTM	FTA	Pct	Reb	Ast	Pts	Avg
1	3	31	2	13	.154	0	0	.000	5	3	4	1.3

DARNELL VALENTINE
Kansas '81 | 6'1" | 183 | 2/3/59 | #1/15 | Los Angeles Clippers: 1985-86 to 1987-88
Acquired: From Portland (1/14/86) | Departed: Selected by Miami in 1988 Expansion Draft

Yrs	G	Min	FGM	FGA	Pct	FTM	FTA	Pct	Reb	Ast	Pts	Avg
3	178	3878	567	1386	.409	323	411	.786	359	936	1488	8.4

LOGAN VANDER VELDEN
Wisc.-Green Bay '94 | 6'8" | 215 | 4/3/71 | #25 | Los Angeles Clippers: 1995-96
Acquired: Signed as a Free Agent (10/1/95) | Departed: Waived (1/4/96)

Yrs	G	Min	FGM	FGA	Pct	FTM	FTA	Pct	Reb	Ast	Pts	Avg
1	15	31	3	14	.214	3	4	.750	6	1	9	0.6

KIKI VANDEWEGHE
UCLA '80 | 6'8" | 220 | 8/1/58 | #55 | Los Angeles Clippers: 1992-93
Acquired: Signed as a Free Agent (10/11/92)

Yrs	G	Min	FGM	FGA	Pct	FTM	FTA	Pct	Reb	Ast	Pts	Avg
1	41	494	92	203	.453	58	66	.879	48	25	254	6.2

LOY VAUGHT
Michigan '90 | 6'9" | 240 | 2/27/68 | #35 | Los Angeles Clippers: 1990-91 to 1997-98
Acquired: First round in 1990 Draft (13th overall)

Yrs	G	Min	FGM	FGA	Pct	FTM	FTA	Pct	Reb	Ast	Pts	Avg
8	558	15671	2890	5661	.511	813	1132	.718	4471	607	6614	11.9

STOJKO VRANKOVIC
Croatia | 7'2" | 260 | 1/22/64 | #11 | Los Angeles Clippers: 1997-98 to 1998-99
Acquired: From Minnesota (6/25/97)

Yrs	G	Min	FGM	FGA	Pct	FTM	FTA	Pct	Reb	Ast	Pts	Avg
2	67	1008	80	190	.421	37	65	.569	269	36	197	2.9

VON WAFER
Florida St. '05 | 6'5" | 210 | 7/21/75 | #22 | Los Angeles Clippers: 2006-07
Acquired: Signed to a 10-day contract (2/21/07) | Departed: Waived (2/28/07)

Yrs	G	Min	FGM	FGA	Pct	FTM	FTA	Pct	Reb	Ast	Pts	Avg
1	1	1	0	1	.000	0	0	.000	0	0	0	0.0

BILL WALTON
UCLA '74 | 6'11" | 235 | 11/5/52 | #32 | SD/Los Angeles Clippers: 1979-80 to 1984-85
Acquired: Signed as a Free Agent (5/13/79) | Departed: Traded to Boston (9/6/85)

Yrs	G	Min	FGM	FGA	Pct	FTM	FTA	Pct	Reb	Ast	Pts	Avg
6	169	4559	838	1574	.532	327	528	.619	1526	493	2003	11.9

CORNELL WARNER
Jackson State '70 6'9" 220 8/12/48 #35 Buffalo Braves: 1970-71 to 1972-73
Acquired: Second round in 1970 Draft (24th overall) Departed: Waived (11/1/72)

Yrs	G	Min	FGM	FGA	Pct	FTM	FTA	Pct	Reb	Ast	Pts	Avg
3	131	2579	326	759	.430	138	223	.619	846	113	790	6.0

WILLIE WARREN
Oklahoma ' 10 6'4" 203 10/22/89 #13 Los Angeles Clippers: 2010-11
Acquired: Second round in 2010 Draft (54th overall) Departed: Waived (12/19/11)

Yrs	G	Min	FGM	FGA	Pct	FTM	FTA	Pct	Reb	Ast	Pts	Avg
1	19	134	13	35	.371	6	8	.750	12	27	37	1.9

BRYAN WARRICK
St. Joseph's '82 6'5" 195 7/22/59 #13 Los Angeles Clippers: 1984-85
Acquired: From Washington (9/25/84) Departed: Waived (3/8/85)

Yrs	G	Min	FGM	FGA	Pct	FTM	FTA	Pct	Reb	Ast	Pts	Avg
1	58	713	85	173	.491	44	57	.772	58	153	215	3.7

DUANE WASHINGTON
Middle Tenn. State '87 6'4" 195 8/31/64 #7/10 Los Angeles Clippers: 1992-93
Acquired: Signed to two consecutive 10-day contracts (1/15/93)

Yrs	G	Min	FGM	FGA	Pct	FTM	FTA	Pct	Reb	Ast	Pts	Avg
1	4	28	0	5	.000	0	0	.000	2	5	0	0.0

JIM WASHINGTON
Villanova '65 6'6" 210 7/1/43 #12 Buffalo Braves: 1974-75 to 1975-76
Acquired: From Atlanta (1/8/75) Departed: Waived (11/11/75)

Yrs	G	Min	FGM	FGA	Pct	FTM	FTA	Pct	Reb	Ast	Pts	Avg
2	43	681	77	163	.472	21	38	.553	198	44	175	4.1

KERMIT WASHINGTON
American '73 6'8" 230 9/17/51 #42 San Diego Clippers: 1978-79
Acquired: From Boston (8/4/78) Departed: Awarded to Portland (9/18/79)

Yrs	G	Min	FGM	FGA	Pct	FTM	FTA	Pct	Reb	Ast	Pts	Avg
1	82	2764	350	623	.562	227	330	.688	800	125	927	11.3

NICK WEATHERSPOON
Illinois '73 6'7" 197 7/20/50 #12 San Diego Clippers: 1978-79 to 1979-80
Acquired: Signed as a Free Agent (1978)

Yrs	G	Min	FGM	FGA	Pct	FTM	FTA	Pct	Reb	Ast	Pts	Avg
2	139	3766	643	1376	.467	239	329	.726	662	189	1525	11.0

BOB WEISS
Penn State '65 6'3" 185 5/7/42 #8 Buffalo Braves: 1974-75 to 1975-76
Acquired: From Chicago (9/4/74) Departed: Waived (9/29/76)

Yrs	G	Min	FGM	FGA	Pct	FTM	FTA	Pct	Reb	Ast	Pts	Avg
2	142	2333	191	444	.430	89	115	.774	170	410	471	3.3

ENNIS WHATLEY
Alabama '85 6'3" 177 8/11/62 #4 Los Angeles Clippers: 1988-89
Acquired: Signed to two consecutive 10-day contracts (3/20/89)

Yrs	G	Min	FGM	FGA	Pct	FTM	FTA	Pct	Reb	Ast	Pts	Avg
1	8	90	12	33	.364	10	11	.909	16	22	34	4.3

ERIC WHITE
Pepperdine '87 6'8" 200 12/30/65 #31 Los Angeles Clippers: 1987-88 to 1988-89
Acquired: Signed to two consecutive 10-day contracts (3/23/88); Signed for remainder of season (4/11/88); Signed to two consecutive 10-day contracts (2/3/89); Signed for remainder of season (2/23/89)
Departed: Selected by Minnesota in 1989 Expansion Draft

Yrs	G	Min	FGM	FGA	Pct	FTM	FTA	Pct	Reb	Ast	Pts	Avg
2	54	786	128	243	.527	79	99	.798	132	26	336	6.2

RORY WHITE
South Alabama '82 6'8" 215 8/16/59 #15/22 SD/Los Angeles Clippers: 1983-84 to 1986-87
Acquired: Signed as a Free Agent (3/9/84)

Yrs	G	Min	FGM	FGA	Pct	FTM	FTA	Pct	Reb	Ast	Pts	Avg
4	229	4431	768	1524	.504	348	496	.702	574	187	1885	8.2

JEROME WHITEHEAD
Marquette '78 6'10" 225 9/30/56 #33 San Diego Clippers: 1978-79 to 1983-84
Acquired: Second round in 1978 Draft (41st overall); Signed as a Free Agent (1/9/81)
Departed: Waived (12/4/79); Traded to Golden State (6/19/84)

Yrs	G	Min	FGM	FGA	Pct	FTM	FTA	Pct	Reb	Ast	Pts	Avg
6	275	4979	822	1542	.533	380	516	.736	1473	200	2024	7.4

SIDNEY WICKS
UCLA '71 6'9" 225 9/19/49 #21 San Diego Clippers: 1978-79 to 1980-81
Acquired: From Boston (8/4/78) Departed: Waived (1/28/81)

Yrs	G	Min	FGM	FGA	Pct	FTM	FTA	Pct	Reb	Ast	Pts	Avg
3	199	5251	647	1458	.444	306	528	.580	1037	450	1600	8.0

CHRIS WILCOX
Maryland '04 6'10" 235 9/3/82 #54 Los Angeles Clippers: 2002-03 to 2005-06
Acquired: First round in 2002 Draft (8th overall) Departed: Traded to Seattle (2/14/06)

Yrs	G	Min	FGM	FGA	Pct	FTM	FTA	Pct	Reb	Ast	Pts	Avg
4	213	3481	557	1073	.519	256	403	.635	810	128	1374	6.5

ALL-TIME ROSTER

MICHAEL WILEY
Long Beach State '80 6'9" 235 10/16/57 #21 San Diego Clippers: 1981-82
Acquired: Signed as a Free Agent (12/2/81)

Yrs	G	Min	FGM	FGA	Pct	FTM	FTA	Pct	Reb	Ast	Pts	Avg
1	61	1013	203	359	.565	98	141	.695	182	52	504	8.3

JAMAAL WILKES
UCLA '74 6'7" 190 5/2/53 #52 Los Angeles Clippers: 1985-86
Acquired: Signed as a Free Agent (9/27/85) Departed: Retired (12/26/85)

Yrs	G	Min	FGM	FGA	Pct	FTM	FTA	Pct	Reb	Ast	Pts	Avg
1	13	195	26	65	.400	22	27	.815	29	15	75	5.8

DOMINIQUE WILKINS
Georgia '83 6'8" 224 1/12/60 #21 Los Angeles Clippers: 1993-94
Acquired: From Atlanta (2/24/94)

Yrs	G	Min	FGM	FGA	Pct	FTM	FTA	Pct	Reb	Ast	Pts	Avg
1	25	948	268	592	.453	167	200	.835	176	55	727	29.1

DALE WILKINSON
Idaho State '82 6'10" 220 3/18/60 #38 Los Angeles Clippers: 1984-85
Acquired: Signed to a 10-day contract (3/1/85); Signed for remainder of season (3/11/85)

Yrs	G	Min	FGM	FGA	Pct	FTM	FTA	Pct	Reb	Ast	Pts	Avg
1	10	38	4	14	.286	6	7	.857	3	2	14	1.4

AARON WILLIAMS
Xavier '93 6'9" 225 10/2/71 #34 Los Angeles Clippers: 2006-07 to 2007-08
Acquired: Signed as a Free Agent (8/1/07) Departed: Waived (3/29/08)

Yrs	G	Min	FGM	FGA	Pct	FTM	FTA	Pct	Reb	Ast	Pts	Avg
2	68	671	56	108	.578	32	40	.800	147	16	144	2.1

ALVIN WILLIAMS
Villanova '97 6'5" 195 8/6/74 #20 Los Angeles Clippers: 2006-07
Acquired: Signed to a 10-day contract (1/20/07)

Yrs	G	Min	FGM	FGA	Pct	FTM	FTA	Pct	Reb	Ast	Pts	Avg
1	2	10	0	2	.000	2	4	.500	1	3	2	1.0

BRIAN WILLIAMS
Arizona '92 6'11" 260 4/6/69 #8 Los Angeles Clippers: 1995-96
Acquired: From Denver (9/19/95)

Yrs	G	Min	FGM	FGA	Pct	FTM	FTA	Pct	Reb	Ast	Pts	Avg
1	65	2157	416	766	.543	196	267	.734	492	122	1029	15.8

CHUCK WILLIAMS
Colorado '68 6'3" 185 6/6/46 #11 Buffalo Braves: 1976-77 to 1977-78
Acquired: From Denver (12/13/76)

Yrs	G	Min	FGM	FGA	Pct	FTM	FTA	Pct	Reb	Ast	Pts	Avg
2	117	2558	251	553	.454	152	186	.817	204	405	654	5.6

FREEMAN WILLIAMS
Portland State '78 6'4" 185 5/15/56 #20 San Diego Clippers: 1978-79 to 1981-82
Acquired: From Boston (8/4/78) Departed: Traded to Atlanta (1/20/82)

Yrs	G	Min	FGM	FGA	Pct	FTM	FTA	Pct	Reb	Ast	Pts	Avg
4	273	6097	1856	3920	.473	641	773	.829	469	480	4467	16.4

JOHN WILLIAMS
LSU '88 6'9" 295 10/26/66 #34 Los Angeles Clippers: 1992-93 to 1993-94
Acquired: From Washington (10/8/92)

Yrs	G	Min	FGM	FGA	Pct	FTM	FTA	Pct	Reb	Ast	Pts	Avg
2	108	2363	286	665	.430	94	165	.570	443	239	683	6.3

KEVIN WILLIAMS
St. John's '83 6'2" 180 9/11/61 #42 Los Angeles Clippers: 1988-89
Acquired: Signed to a 10 day contract (4/5/89); Signed for remainder of season (4/14/89)

Yrs	G	Min	FGM	FGA	Pct	FTM	FTA	Pct	Reb	Ast	Pts	Avg
1	9	114	14	32	.438	6	8	.750	20	17	34	3.8

MARCUS WILLIAMS
Arizona '07 6'7" 207 #3 Los Angeles Clippers: 2007-08
Acquired: Signed as a free agent (3/29/08)

Yrs	G	Min	FGM	FGA	Pct	FTM	FTA	Pct	Reb	Ast	Pts	Avg
1	10	34	5	19	.263	0	0	.000	12	3	10	1.0

MO WILLIAMS
Alabama'03 6'1" 195 12/19/82 #25 Los Angeles Clippers: 2010-12
Acquired: From Cleveland (2/24/11) Departed: Traded to Utah (6/29/12)

Yrs	G	Min	FGM	FGA	Pct	FTM	FTA	Pct	Reb	Ast	Pts	Avg
2	74	2195	373	879	.424	138	155	.890	155	283	1020	13.7

REGGIE WILLIAMS
Georgetown '87 6'7" 190 3/5/64 #34 Los Angeles Clippers: 1987-88 to 1989-90
Acquired: First round in 1987 Draft (4th overall) Departed: Traded to Cleveland (11/16/89)

Yrs	G	Min	FGM	FGA	Pct	FTM	FTA	Pct	Reb	Ast	Pts	Avg
3	103	2293	433	1078	.402	158	209	.756	312	171	1067	10.4

BILL WILLOUGHBY
Dwight Morrow H.S. '75 6'8" 205 5/20/57 #32 Buffalo Braves: 1977-78
Acquired: From Atlanta (9/13/77) Departed: Waived (10/12/78)

Yrs	G	Min	FGM	FGA	Pct	FTM	FTA	Pct	Reb	Ast	Pts	Avg
1	56	1079	156	363	.430	64	80	.800	219	38	376	6.7

GEORGE WILSON
Cincinnati '64 6'8" 225 5/9/42 #33 Buffalo Braves: 1970-71
Acquired: From Philadelphia in 1970 Expansion Draft (5/11/70)

Yrs	G	Min	FGM	FGA	Pct	FTM	FTA	Pct	Reb	Ast	Pts	Avg
1	46	713	92	269	.342	56	69	.812	230	48	240	5.2

LEE WINFIELD
North Texas State '69 6'2" 174 2/4/47 #3 Buffalo Braves: 1973-74 to 1974-75
Acquired: Signed as a Free Agent (11/27/73) Departed: Waived (10/14/75)

Yrs	G	Min	FGM	FGA	Pct	FTM	FTA	Pct	Reb	Ast	Pts	Avg
2	104	1692	201	417	.482	82	120	.683	169	181	484	4.7

DAVE WOHL
Pennsylvania '71 6'2" 185 11/2/49 #13 Buffalo Braves: 1972-73 to 1973-74
Acquired: From Portland off waivers (12/6/72) Departed: Traded to Houston (2/1/74)

Yrs	G	Min	FGM	FGA	Pct	FTM	FTA	Pct	Reb	Ast	Pts	Avg
2	97	2146	267	604	.442	121	160	.756	118	385	655	6.8

JOE WOLF
North Carolina '87 6'11" 230 12/17/64 #24 Los Angeles Clippers: 1987-88 to 1989-90
Acquired: First round in 1987 Draft (13th overall)

Yrs	G	Min	FGM	FGA	Pct	FTM	FTA	Pct	Reb	Ast	Pts	Avg
3	185	3912	461	1128	.409	144	189	.762	690	273	1076	5.8

AL WOOD
North Carolina '82 6'6" 193 6/2/58 #4 San Diego Clippers: 1981-82 to 1982-83
Acquired: From Atlanta (1/20/82) Departed: Traded to Seattle (8/18/83)

Yrs	G	Min	FGM	FGA	Pct	FTM	FTA	Pct	Reb	Ast	Pts	Avg
2	105	2514	486	1016	.478	197	252	.782	326	181	1187	11.3

RANDY WOODS
LaSalle '92 6'0" 185 9/23/70 #14 Los Angeles Clippers: 1992-93 to 1994-95
Acquired: First round in 1992 Draft (16th overall) Departed: Traded to Denver (6/28/95)

Yrs	G	Min	FGM	FGA	Pct	FTM	FTA	Pct	Reb	Ast	Pts	Avg
3	143	1021	109	316	.345	67	99	.677	87	245	337	2.4

MIKE WOODSON
Indiana '80 6'5" 198 3/24/58 #42 Los Angeles Clippers: 1986-87 to 1987-88
Acquired: From Sacramento (8/19/86)

Yrs	G	Min	FGM	FGA	Pct	FTM	FTA	Pct	Reb	Ast	Pts	Avg
2	154	4660	1056	2393	.441	536	631	.849	352	469	2700	17.5

LORENZEN WRIGHT
Memphis '98 6'11" 240 11/4/75 #55 Los Angeles Clippers: 1996-97 to 1998-99
Acquired: First round in 1996 Draft (7th overall) Departed: Traded to Atlanta (8/8/99)

Yrs	G	Min	FGM	FGA	Pct	FTM	FTA	Pct	Reb	Ast	Pts	Avg
3	194	5138	596	1293	.461	310	481	.644	1438	137	1503	7.7

DANNY YOUNG
Wake Forest '84 6'4" 175 7/26/62 #21 Los Angeles Clippers: 1991-92
Acquired: Signed as a Free Agent (1/9/92)

Yrs	G	Min	FGM	FGA	Pct	FTM	FTA	Pct	Reb	Ast	Pts	Avg
1	44	889	84	215	.391	47	53	.887	66	152	235	5.3

MICHAEL YOUNG
Houston '84 6'7" 220 1/2/61 #42 Los Angeles Clippers: 1989-90
Acquired: Signed as a Free Agent (9/6/89)

Yrs	G	Min	FGM	FGA	Pct	FTM	FTA	Pct	Reb	Ast	Pts	Avg
1	45	459	92	194	.474	27	38	.711	86	24	219	4.9

WANG ZHIZHI
China 7'1" 284 7/8/77 #16 Los Angeles Clippers: 2002-03 to 2003-2004

Yrs	G	Min	FGM	FGA	Pct	FTM	FTA	Pct	Reb	Ast	Pts	Avg
2	43	421	62	163	.380	46	62	.742	81	10	186	4.3

TOTAL: 372 players

ALL-TIME COLLEGES

Alabama (3)
Alabama State
Albany State
Alcorn State
American
Arizona (5)
Arizona State (7)
Arkansas (2)
Auburn (2)
Auburn-Montgomery
Austin Peay
Baylor (2)
Boston College (4)
Boston University
Bowling Green
Bradley (2)
Buffalo State
BYU (3)
Cal State Fullerton (2)
California
Canisius (2)
Cincinnati (3)
Central Connecticut State
Central Michigan
Clemson
Cleveland State
Colorado (4)
Colorado State
Columbia
Connecticut
Creighton
Dayton
DePaul (5)
Detroit
Dillard
Duke (6)
Duquesne
Eastern Illinois
Eastern Michigan
Florida
Florida State (5)
Fordham (2)
Fresno State (2)
Furman
George Mason
Georgetown (2)
Georgia (3)
Georgia State
Georgia Tech
Gonzaga (2)
Grambling
Guilford (2)
Hardin-Simmons
Hartford
Houston (3)
Idaho
Idaho State
Illinois (3)
Indiana (3)
Iona
Iowa (3)
Iowa State (2)
Jackson State
Jacksonville
James Madison
Kansas (4)
Kansas State
Kentucky (6)
Kentucky State
LaSalle (5)
Long Beach State (3)
Long Island
Louisiana State (3)
Louisville (4)
Loyola Marymount
Maine
Marquette (4)
Maryland (5)
Massachusetts
Memphis (4)
Meridian Community College
Miami (FL)
Miami (OH) (2)
Michigan (6)
Michigan State (3)
Middle Tennessee State
Minnesota
Mississippi
Missouri (3)
Morehouse
Murray State (2)
Nebraska (2)
Nevada
Nevada-Las Vegas (4)
New Mexico
New Mexico State
North Carolina (6)
North Carolina State
North Texas State
Northwestern (2)
Notre Dame (6)
Ohio State (2)
Oklahoma (3)
Oklahoma St. (3)
Oregon (2)
Oregon State (2)
Pacific (2)
Penn State
Pennsylvania (3)
Pepperdine (5)
Petersburg, H.S. (VA)
Pfeiffer
Pittsburgh (2)
Portland State
Princeton (3)
Providence (5)
Purdue
Rhode Island (3)
Rice
San Diego
San Diego State (3)
San Francisco (3)
San Jose State
Seton Hall (3)
South Alabama
Southern California (2)
Southern Illinois (3)
Southern Methodist (2)
South Florida
SW Missouri State
Southwest Texas State
St. Augustine's
St. Bonaventure
St. John's (4)
St. Joseph's (PA) (2)
St. Mary's (TX)
Stanford (4)
Syracuse (3)
Temple (2)
Tennessee State
Texas A&M
Texas Tech
Texas-El Paso (2)
Tulsa (2)
U.S. Military Academy
UC Irvine (2)
UC Santa Barbara
UCLA (15)
UNC Charlotte (2)
UNC-Wilmington
Utah (3)
Vanderbilt
Villanova (4)
Virginia (2)
Virginia Commonwealth
Virginia Union
Wake Forest (5)
Washington (4)
Washington State (2)
West Virginia
West Virginia Wesleyan
Western Kentucky
Wichita State
Wisconsin (2)
Wisconsin-Green Bay
Wyoming
Xavier (2)

ALL-TIME FRANCHISE TRADES

2012-13

- Acquired Lamar Odom from Dallas as part of a four-team trade involving the Utah Jazz and Houston Rockets. The Clippers sent Mo Williams to the Jazz and the draft rights to Furkan Aldemir (53rd overall, 2012 NBA Draft) to the Rockets. The Jazz traded the draft rights of Tadija Dragicevic (53rd overall, 2008 NBA Draft) to the Mavericks. The Mavericks traded the draft rights to Shan Foster (51st overall, 2008 NBA Draft) to the Jazz and the Rockets sent cash considerations to Dallas. (6/29/12)
- Acquired the right to swap second round picks with the Brooklyn Nets in the 2016 NBA Draft in exchange for Reggie Evans. (7/11/12)
- Acquired Willie Green from the Atlanta Hawks in exchange for the draft rights to Sofoklis Schortsanitis (34th pick, 2003 NBA Draft). (7/30/12)

2011-12

- Acquired Nick Young from Washington in exchange for Brian Cook and a future 2nd round pick as part of a three-team trade with Washington and Denver. The Wizards sent JaVale McGee and Ronny Turiaf to the Nuggets in exchange for Nene. (3/15/12)
- Acquired Chris Paul and two future second round draft picks from New Orleans in exchange for Al-Farouq Aminu, Eric Gordon, Chris Kaman and the 2012 first round draft selection the Clippers acquired from the Minnesota Timberwolves in 2005 (12/14/11)

2010-11

- Acquired Mo Williams and Jamario Moon from Cleveland in exchange for Baron Davis and a 2011 first round draft pick (2/24/11)
- Acquired Eric Bledsoe from Oklahoma City in exchange for a future protected first round draft pick (6/24/10)

2009-10

- Acquired Drew Gooden from Washington in a three-team trade in exchange for Al Thornton and also sending Sebastian Telfair to Cleveland (2/17/10)
- Acquired Steve Blake and Travis Outlaw from Portland in exchange for Marcus Camby and cash considerations (2/16/10)
- Acquired Bobby Brown from New Orleans in exchange for a 2014 conditional second round pick and cash considerations (1/26/10)
- Acquired Rasual Butler and cash from New Orleans in exchange for a conditional second round draft pick in 2016 (8/12/09)
- Acquired Mark Madsen, Craig Smith and Sebastian Telfair from Minnesota in exchange for Quentin Richardson (7/20/09)
- Acquired Quentin Richardson from Memphis in exchange for Zach Randolph (7/17/09)

2008-09

- Acquired Steve Novak from Houston in exchange for the option to exchange second round picks with the Clippers in 2011 (8/6/08)
- Acquired Jason Hart from Utah in exchange for Brevin Knight (7/23/08)
- Acquired Marcus Camby from Denver in exchange for the option to exchange second round picks with the Clippers in 2010 (7/15/08)
- Acquired the draft rights to Mike Taylor from Portland in exchange for a 2009 second round draft pick (6/26/08)
- Acquired Zach Randolph and Mardy Collins from New York in exchange for Tim Thomas and Cuttino Mobley (11/21/08)
- Acquired Cheikh Samb and cash considerations from Denver in exchange for a future conditional second round pick (1/5/09)
- Acquired Hassan Adams and cash considerations from Toronto in exchange for a future conditional second round draft pick (1/7/09)
- Acquired Alex Acker and a second round pick in the 2011 NBA Draft in exchange for a conditional round pick in the 2013 NBA Draft (2/16/09)

2007-08

- Traded the draft rights to Jared Jordan to New York in exchange for cash considerations (9/30/07)

2005-06

- Acquired Vladimir Radmanovic from Seattle in exchange for Chris Wilcox (2/14/06)
- Re-signed Marko Jaric and traded him along with Lionel Chalmers to Minnesota for guard Sam Cassell and a lottery protected first round selection in the 2006 NBA Draft (8/12/05)

2004-05

- Acquired Kerry Kittles from the New Jersey Nets in exchange for a future second round pick (7/29/04)
- Acquired a second round draft pick in 2005 and a second round draft pick in 2006 from the Charlotte Bobcats for Melvin Ely and Eddie House (7/14/04)
- Acquired the fourth overall selection and 33rd overall selection in the 2004 NBA Draft from the Charlotte Bobcats in exchange for the second overall selection in the 2004 NBA Draft. In addition, Charlotte agreed to select Clippers' Predrag Drobnjak in the 2004 Expansion Draft (6/21/04)

ALL-TIME FRANCHISE TRADES

2003-04
- Acquired Predrag Drobnjak from Seattle in exchange for a future second round pick (9/28/03)

2002-03
- Traded the draft rights to Mario Kasun to Orlando for future considerations (6/27/02)
- Acquired Andre Miller and Bryant Stith from Cleveland in exchange for Darius Miles and Harold Jamison (7/30/02)

2001-02
- Traded the eighth pick in the second round of NBA Draft 2001 to Philadelphia for cash (6/26/01)
- Acquired Elton Brand from Chicago in exchange for Brian Skinner and the draft rights to Tyson Chandler (6/27/01)
- Acquired Will Perdue from Portland for the draft rights to Doron Sheffer (10/29/01)
- Acquired Vinny Del Negro (from Phoenix) and cash (from Orlando) as part of a three-team deal in which the Clippers sent the right to swap second-round picks in 2005 to Orlando. Phoenix received Charles "Bo" Outlaw, a first-round pick and cash (from Orlando) and Orlando received Jud Buechler (from Phoenix) (11/16/01)

2000-01
- Acquired Cherokee Parks and Obinna Ekezie from Washington for Tyrone Nesby (11/28/00)

1999-00
- Acquired Sean Rooks from Dallas for Eric Murdock (6/28/00)
- Acquired Corey Maggette, Derek Strong, the draft rights to Keyon Dooling, plus cash from Orlando for a future protected first-round draft pick (6/28/00)

1998-99
- Acquired Derek Anderson and Johnny Newman from Cleveland for Lamond Murray (8/4/99)
- Traded Lorenzen Wright to Atlanta in exchange for two conditional first-round draft picks in NBA Draft 2000 (8/8/99)
- Acquired Eric Murdock from New Jersey for Johnny Newman (9/23/99)

1997-98
- Acquired Isaac Austin, Charles Smith and a 1998 first-round draft choice from Miami for Brent Barry (2/19/98)

1996-97
- Acquired Stojko Vrankovic from Minnesota for Stanley Roberts (6/25/97)
- Acquired the draft rights to James Collins from Philadelphia for a 1998 second-round draft choice (6/25/97)

1995-96
- Acquired Rodney Rogers and the draft rights to Brent Barry from Denver for Randy Woods and the draft rights to Antonio McDyess (6/28/95)
- Acquired Brian Williams from Denver for Elmore Spencer (9/19/95)

1994-95
- Acquired Jerome "Pooh" Richardson, Malik Sealy and the draft rights to Eric Piatkowski from Indiana for Mark Jackson and the draft rights to Greg Minor (6/30/94)

1993-94
- Acquired Dominique Wilkins and a conditional first-round draft choice from Atlanta for Danny Manning (2/24/94)

1992-93
- Traded Olden Polynice and second-round picks in 1996 and 1997 to Detroit for William Bedford and the draft rights to Don MacLean (6/24/92)
- Acquired Mark Jackson (from New York) and Stanley Roberts (from Orlando) as part of a three-team deal which sent Charles Smith, Doc Rivers and Bo Kimble to New York. The Clippers received a 1995 second-round draft choice from New York, Orlando received New York's 1993 first-round pick and the Clippers' first-round pick in either 1993 or 1994 (9/22/92)
- Acquired John Williams from Washington for William Bedford and the draft rights to Don MacLean (10/8/92)

1991-92
- Acquired Glenn "Doc" Rivers from Atlanta for the Clippers' first-round selection in the 1991 draft and second-round picks in 1993 and 1994 (6/26/91)
- Traded Winston Garland to Denver for a 1996 or 1997 second-round draft choice (6/26/91)
- Traded Jeff Martin and a second-round draft choice in 1995 to the Detroit Pistons for James Edwards (8/13/91)

1990-91
- Acquired Olden Polynice and first-round draft picks in 1993 and 1994 from Seattle for Benoit Benjamin (2/20/91)

ALL-TIME FRANCHISE TRADES

1989-90

- Acquired Ron Harper from Cleveland along with the Cavaliers' 1990 and 1992 first-round draft choices and a 1991 second-round draft choice for Reggie Williams and the rights to Danny Ferry (11/16/89)
- Acquired Winston Garland from Golden State for second-round draft picks in 1990 and 1992 (2/22/90)

1988-89

- In a three-team deal, traded Michael Cage and the rights to Hersey Hawkins for Gary Grant (from Seattle) and Charles Smith (from Philadelphia) (6/28/88)

1986-87

- Traded Derek Smith, Franklin Edwards and Junior Bridgeman to Sacramento for Larry Drew, Mike Woodson, a first-round pick in 1988 and a second-round pick in 1989 (8/19/86)
- Traded Cedric Maxwell to Houston for a 1987 first-round draft choice and a 1989 second or third-round draft choice (1/16/87)
- Traded Kurt Nimphius to Detroit for 1987 first and second-round draft choices (1/29/87)
- Acquired Earl Cureton from Chicago for a 1989 conditional third-round draft choice (2/11/87)

1985-86

- Traded Bill Walton to Boston for Cedric Maxwell and a first-round draft choice in 1986 (9/6/85)
- Traded James Donaldson to Dallas for Kurt Nimphius (11/25/85)
- Acquired Darnell Valentine from Portland for a 1986 first-round draft choice (1/14/86)

1984-85

- Traded Jerome Whitehead to Golden State for the draft rights to Jay Murphy (6/19/84)
- Traded Hank McDowell to Houston for a 1985 third-round draft choice (8/29/84)
- Acquired Bryan Warrick from Washington for a third-round draft choice in 1985 (9/25/84)
- Traded Terry Cummings, Craig Hodges and Ricky Pierce to Milwaukee for Marques Johnson, Harvey Catchings, Junior Bridgeman and cash (9/29/84)

1983-84

- Traded Tom Chambers, Al Wood, a 1987 second-round draft choice and a 1984 third-round draft choice to Seattle for James Donaldson, Greg Kelser, Mark Radford, Seattle's first-round pick in 1984 and second-round pick in 1985 (8/26/83)
- Traded Richard Anderson to Denver for Billy McKinney (10/4/83)
- Acquired Norm Nixon, Eddie Jordan and two future second-round draft choices from the L.A. Lakers for Swen Nater and the draft rights to Byron Scott (10/10/83)
- Acquired Ricky Pierce from Detroit for second-round picks in 1986 and 1987 (10/17/83)
- Acquired Hank McDowell from Indiana for a third-round draft choice in 1986 (10/26/83)

1982-83

- Traded Joe Bryant and a 1982 second-round draft choice to Houston for a 1982 second-round draft choice (6/28/82)
- Acquired Robert Smith from Milwaukee for a 1983 sixth-round pick (10/15/82)
- Acquired Lionel Hollins from Philadelphia for a 1983 fourth-round pick and a 1982 second-round pick (10/27/82)

1981-82

- Traded Freeman Williams to Atlanta for Al Wood and Charlie Criss (1/20/82)
- Traded Phil Smith to Seattle for Armond Hill, a 1982 second-round draft choice and cash (2/16/82)

1980-81

- Traded World B. Free to Golden State for Phil Smith and a first-round draft choice in 1984 (8/28/80)

1979-80

- Kermit Washington, Kevin Kunnert, Randy Smith, cash and future draft choices were awarded to Portland as compensation for earlier signing of Bill Walton (9/18/79)
- Acquired Joe Bryant from Philadelphia for a first-round draft pick in 1986 (10/6/79)
- Acquired Bobby Smith from Cleveland for a future draft choice and future considerations (10/27/79)
- Acquired Steve Malovic from Washington for a future draft choice and future considerations (11/21/79)

1978-79

- Traded Nate Archibald, Marvin Barnes, Billy Knight and future draft choices to Boston for Kermit Washington, Kevin Kunnert, Sidney Wicks and the draft rights to Freeman Williams (8/4/78)
- Acquired Lloyd Free from Philadelphia for a first-round draft choice in 1984 (10/12/78)
- Traded Scott Lloyd to Chicago for a future draft choice (10/26/78)
- Signed Brian Taylor as a veteran free agent (2/15/79). Denver received two 1979 second-round draft choices as compensation (6/14/79)

ALL-TIME FRANCHISE TRADES

1977-78

- Acquired Swen Nater and a 1977 first-round pick from Milwaukee for a first-round draft choice in 1977 (6/7/77)
- Acquired John Neumann from the L.A. Lakers for a third-round draft choice in 1977 (6/10/77)
- Traded George Johnson and a first-round draft choice in 1979 to the Nets for Nate Archibald (9/1/77)
- Traded Adrian Dantley and Mike Bantom to Indiana for Billy Knight (9/1/77)
- Traded John Gianelli to Milwaukee for cash and a future draft choice (9/2/77)
- Traded Ernie DiGregorio to the L.A. Lakers for undisclosed considerations (9/7/77)
- Acquired Bill Willoughby from Atlanta for a second-round draft choice in 1978 (9/13/77)
- Acquired Gary Brokaw from Cleveland for future considerations (10/17/77)
- Traded John Neumann to Indiana for future considerations (10/18/77)
- Traded John Shumate, a player to be named later and a future draft choice to Detroit for Marvin Barnes and the Pistons' second and fourth-round draft choices in 1978 and a first-round pick in 1979 (11/23/77)
- Traded Gus Gerard to Detroit to complete the trade on 11/23/77 (11/25/77)
- Traded Ted McClain to Philadelphia for a future draft choice and cash (1/31/78)

1976-77

- Traded Ken Charles, Dick Gibbs and cash to Atlanta for Tom Van Arsdale (6/16/76)
- Sold Jim McMillan to New York (9/10/76)
- Acquired Claude Terry from Denver for future considerations (9/21/76)
- Acquired Moses Malone from Portland for a first-round pick in 1978 (10/18/76)
- Traded Moses Malone to Houston for first-round picks in 1977 and 1978 (10/24/76)
- Acquired Jim Price from Milwaukee for a future draft choice (11/2/76)
- Traded Bob McAdoo and Tom McMillen to New York for John Gianelli and cash (12/9/76)
- Traded Jim Price to Denver for Gus Gerard and Chuck Williams (12/15/76)
- Acquired George Johnson from Golden State for a future draft choice (1/18/77)
- Sold Claude Terry to Atlanta (2/1/77)

1975-76

- Acquired Dick Gibbs from Washington for a first-round draft choice and cash (7/30/75)
- Traded Jack Marin to Chicago for a future draft choice (11/27/75)
- Traded Gar Heard and a future draft choice to Phoenix for John Shumate (2/1/76)

1974-75

- Purchased Dale Schlueter from Atlanta (8/29/74)
- Acquired Bob Weiss from Chicago for Matt Guokas and future considerations (9/4/74)
- Acquired Jim Washington from Atlanta for a future draft choice (1/8/75)

1973-74

- Dealt John Hummer and a second-round pick in 1974 to Chicago for Gar Heard and the draft rights to Kevin Kunnert (9/10/73)
- Traded Elmore Smith to the L.A. Lakers for Jim McMillian (9/12/73)
- Traded Kevin Kunnert and Dave Wohl to Houston for Jack Marin and Matt Guokas (2/1/74)

1972-73

- Acquired Howard Komives from Detroit for a high draft choice in 1973 (9/29/72)

1971-72

- Traded Don May and Herm Gilliam to Atlanta for Jerry Chambers and Walt Hazzard (Mahdi Abdul-Rahman) (7/26/71)

1970-71

- Acquired Mike Davis from Baltimore for a first-round draft choice (3/23/70)
- Acquired Bob Kauffman and future considerations from Philadelphia for Bailey Howell (5/11/70)
- Acquired Nate Bowman and Mike Silliman from New York for future considerations or a future draft choice (6/20/70)
- Traded Fred Crawford to Philadelphia for a future draft choice (11/26/70)

ALL-TIME JERSEY NUMBERS

0
Lionel Chalmers
Drew Gooden
Walter McCarty
Olden Polynice

00
Benoit Benjamin
Kevin Duckworth

1
Derek Anderson
Nate Archibald
Andre Barrett
Chauncey Billups
Scott Brooks
Charlie Criss
Baron Davis
Guillermo Diaz
Keyon Dooling
Gary Grant
Jason Hart
Billy McKinney
Smush Parker
Craig Smith
Darnell Valentine

2
Steve Blake
Junior Bridgeman
Larry Drew
Melvin Ely
Charles R. Jones
Fred Jones
Kenyon Martin
Pooh Richardson
Tim Thomas

3
Al-Farouq Aminu
Jay Edwards
Daniel Ewing
Grant Gondrezick
Eric Murdock
Ken Norman
Chris Paul
Quentin Richardson
Elmore Smith
Tom Tolbert
Marcus Williams
Lee Winfield

4
Maurice Baker
Randy Foye
Tom Garrick
Anthony Goldwire
Lancaster Gordon
Matt Guokas
Ron Harper
Steve Malovic
David Rivers
Mike Silliman
Michael Smith
Mike Taylor
Ennis Whatley
Al Wood

5
Caron Butler
Baron Davis
Fred Foster
Eddie House
Howard Komives
Paul Long
Danny Manning
Jeff McInnis
Jim McMillian
Cuttino Mobley
Jim Price
Charles Smith
Craig Smith
Robert Smith

6
Bobby Brown
Jason Hart
DeAndre Jordan
Troy Hudson
Jim McMillian
Charles "Bo" Outlaw

7
Kenny Anderson
Gary Brokaw
Michael Brooks
Emmette Bryant
Lester Conner
Harold Fox
Luke Jackson
Lamond Murray
Lamar Odom
Vladimir Radmanovic
Bobby Smith
Duane Washington

8
Isaac Austin
Marvin Barnes
Jaren Jackson
Marques Johnson
Yaroslav Korolev
Tharon Mayes
Hank McDowell
Jamario Moon
Tyrone Nesby
Brian Skinner
Bob Weiss
Brian Williams

9
Rick Brunson
Franklin Edwards
Herm Gilliam
DeAndre Jordan
Kevin Loder
Randy Livingston
Tony Massenburg
Randy Smith
Linton Townes

10
Don Adams
Will Conroy
Charlie Criss
Dan Dickau
Howard Eisley
Eric Gordon
Larry Johnson
Norm Nixon
Ken Norman
Duane Washington

11
Earl Boykins
Winston Garland
Dick Garrett
Bob McAdoo
Connie Norman
Zeljko Rebraca
Phil Smith
Andre Turner
Stojko Vrankovic
Chuck Williams
Nick Young

12
Eric Bledsoe
Torgeir Bryn
Winston Garland
Jim Les
Ted McClain
Lowes Moore
Dwayne Polee
Claude Terry
Al Thornton
Jim Washington
Nick Weatherspoon

13
Mike Davis
John Douglas
Mark Jackson
Quinton Ross
Willie Warren
Bryan Warrick
Dave Wohl

14
William Averitt
Ken Charles
Predrag Drobnjak
Franklin Edwards
Mike Glenn
Lionel Hollins
Shaun Livingston
Carlton McKinney
John Neumann
Michael Phelps
Eldrige Recasner
Charles Smith
Brian Taylor
Randy Woods

15
Henry Bibby
Jim Brogan
Steve Burtt
Freddie Crawford
Ernie DiGregorio
Ryan Gomes
Geoff Huston
Darrick Martin
Jeff Martin
James Singleton
Rory White
Darnell Valentine

16
Wang Zhizhi

17
Nate Bowman
Tony Brown
Courtney Fortson

18
Derek Smith

19
Sam Cassell
Cedric Maxwell

20
Quintin Dailey
Sherman Douglas
Nick Fazekas
Dick Garrett
Steve Harris
Marko Jaric
Ozell Jones
Greg Kelser
Moses Malone
Steve Novak
Alvin Williams
Freeman Williams

21
Doug Christie
Lanard Copeland
Dick Gibbs
Solomon Jones
Mike Macaluso
Darius Miles
John Neumann
Josh Powell
Kareem Rush
Malik Sealy
Bobby Simmons
Jim Thomas
Sidney Wicks
Michael Wiley
Dominique Wilkins
Danny Young

ALL-TIME JERSEY NUMBERS

22
Matt Barnes
Mario Bennett
Tom Chambers
Larry Drew
LeRon Ellis
Tom Garrick
Gus Gerard
Willie Jones
Brevin Knight
Steve Kuberski
Don May
Clyde Mayes
Boniface Ndong
Kirk Penney
Stan Pietkiewicz
Paul Ruffner
Von Wafer
Rory White

23
Joe "Jelly Bean" Bryant
Marcus Camby
Joe Cooper
Gary Grant
Willie Jones
Travis Leslie
Ruben Patterson
Maurice Taylor

24
Pete Chilcutt
Terry Dehere
Richie Frahm
World B. Free
Gar Heard
Armond Hill
Craig Hodges
Wil Jones
Andre Miller
Doug Overton
Pooh Richardson
Joe Wolf

25
Mardy Collins
Earl Cureton
Zendon Hamilton
Bill Hosket
Billy Knight
Mike Lynn
Danny Manning
Ed Odom
Ricky Pierce
Jim Price
Glenn "Doc" Rivers
Alex Stivrins
Logan Vander Velden
Mo Williams

26
Richard Manning
James Robinson

27
Marvin Barnes
Bill Hewitt
Mike Silliman
Elmore Spencer

30
Anthony Avent
Bob Carrington
Franklin Edwards
Harold Ellis
Reggie Evans
Jim Garvin
Bobby Gross
Bo Kimble
Kerry Kittles
Billy McKinney
Olden Polynice
Wally Rank
Jim Smith
Derek Strong

31
Brent Barry
Wallace Bryant
Jarron Collins
Marty Conlon
Ricky Davis
Steffond Johnson
Swen Nater
Eric White

32
Mark Aguirre
Richard Anderson
Bob Bigelow
James Collins
Tremaine Fowlkes
Blake Griffin
Fred Hilton
Greg Kite
David Rivers
Brian Skinner
Bill Walton
Bill Willoughby

33
Keith Closs, Jr.
Earl Cureton
Henry James
Mikki Moore
Ken Norman
Dwayne Schintzius
Trey Thompkins
Jerome Whitehead
George Wilson

34
Vin Baker
Brian Cook
Terry Cummings
Bernie Harris
Rock Lee
Josh Moore
Mamadou N'Diaye
Michael Olowokandi
Travis Outlaw
Elliot Perry
Tony Price
Cheikh Samb
John Shumate
Aaron Williams
John Williams
Reggie Williams

35
Zaid Abdul-Aziz
Richard Anderson
Chris Kaman
Dave Popson
Loy Vaught
Cornell Warner

36
Chris Engler

38
Jeff Cross
Dale Wilkinson

40
Jerry Chambers
Paul Davis
James Donaldson
John Gianelli
Antonio Harvey
Harold Jameson
Kurt Nimphius
John Olive
Eddie Owens

41
Etdrick Bohannon
Harvey Catchings
Jim Kempton
Glen Rice

42
M. Abdul-Rahman (Walt Hazzard)
Elton Brand
Harvey Catchings
Ron Davis
Jack Marin
Bob Martin
Jay Murphy
Eric Riley
Rob Rose
Kermit Washington
Kevin Williams
Mike Woodson
Michael Young

43
Claude Gregory
Kevin Kunnert
Greg Lee
Larry McNeil
Tod Murphy

44
Cedric Ball
Michael Cage
JamesOn Curry
Adrian Dantley
Bob Kauffman
Kevin Kunnert
Rob Lock
Jim McDaniels
Cherokee Parks
David Rivers

45
Greg Butler
Rasual Butler
Norris Coleman
Kaniel Dickens
John Hummer
Scott Lloyd
Charles "Bo" Outlaw
Dave Popson
Sean Rooks

46
Jay Murphy

50
Ike Diogu
Matt Fish
Corey Maggette
Richard Manning
Zach Randolph

51
Ken Bannister
Martin Nessley
Barry Sumpter
Keith Tower

52
George Johnson
Tom McMillen
Eric Piatkowski
Mike Smrek
Jamaal Wilkes

53
James Edwards
Stanley Roberts

54
Jeff Cross
Obinna Ekezie
Kenny Fields
Rodney Rogers
Dale Schlueter
Charles Smith
Chris Wilcox

55
Kiki Vandeweghe
Lorenzen Wright

Bold *indicates current Clippers*

MINUTES PLAYED		G	TOT	AVG
2011-12	Blake Griffin	66	2,392	36.2
2010-11	Blake Griffin	82	3,112	38.0
2009-10	Chris Kaman	76	2,608	34.3
2008-09	Eric Gordon	78	2,677	34.3
2007-08	Cuttino Mobley	77	2,702	35.1
2006-07	Elton Brand	80	3,077	38.5
2005-06	Elton Brand	79	3,099	39.2
2004-05	Elton Brand	81	3,001	37.0
2003-04	Elton Brand	69	2,670	38.7
2002-03	Andre Miller	80	2,913	36.4
2001-02	Elton Brand	80	3,020	37.8
2000-01	Lamar Odom	76	2,836	37.3
1999-00	Lamar Odom	76	2,767	36.4
1998-99	Maurice Taylor	46	1,505	32.7
1997-98	Lamond Murray	79	2,579	32.6
1996-97	Loy Vaught	82	2,838	34.6
1995-96	Loy Vaught	80	2,966	37.1
1994-95	Loy Vaught	80	2,966	37.1
1993-94	Ron Harper	75	2,856	38.1
1992-93	Mark Jackson	82	3,117	38.0
1991-92	Ron Harper	82	3,144	38.3
1990-91	Charles Smith	74	2,703	36.5
1989-90	Charles Smith	78	2,732	35.0
1988-89	Ken Norman	80	3,020	37.8
1987-88	Michael Cage	72	2,660	36.9
1986-87	Michael Cage	80	2,922	36.5
1985-86	Marques Johnson	75	2,605	34.7
1984-85	Norm Nixon	81	2,894	35.7
1983-84	Norm Nixon	82	3,053	37.2
1982-83	Tom Chambers	79	2,665	33.7
1981-82	Michael Brooks	82	2,750	33.5
1980-81	Swen Nater	82	2,809	34.3
1979-80	Swen Nater	82	2,809	35.3
1978-79	Randy Smith	82	3,111	37.9
1977-78	Randy Smith	82	3,314	40.4
1976-77	Randy Smith	82	3,094	37.7
1975-76	Bob McAdoo	78	3,328	42.7
1974-75	Bob McAdoo	82	***3,539***	***43.2***
1973-74	Jim McMillian	82	3,322	40.5
1972-73	Bob Kauffman	77	3,049	39.6
1971-72	Bob Kauffman	77	3,205	41.6
1970-71	Bob Kauffman	78	2,778	35.6

SCORING AVERAGE		G	PTS	AVG	
2011-12	Blake Griffin	66	1,368	20.7	
2010-11	Blake Griffin	82	1,845	22.5	
2009-10	Chris Kaman	76	1,408	18.5	
2008-09	Zach Randolph	50	1,041	20.8	
2007-08	Corey Maggette	70	1,547	22.1	
2006-07	Elton Brand	80	1,642	20.5	
2005-06	Elton Brand	79	1,953	24.7	
2004-05	Corey Maggette	66	1,464	22.2	
2003-04	Corey Maggette	73	1,508	20.7	
2002-03	Elton Brand	62	1,146	18.5	
2001-02	Elton Brand	80	1,453	18.2	
2000-01	Lamar Odom	76	1,304	17.2	
1999-00	Lamar Odom	76	1,259	16.6	
1998-99	Maurice Taylor	46	773	16.8	
1997-98	Lamond Murray	79	1,220	15.4	
1996-97	Loy Vaught	82	1,220	14.9	
1995-96	Loy Vaught	80	1,298	16.2	
1994-95	Loy Vaught	80	1,401	17.5	
1993-94	Ron Harper	75	1,508	20.1	
1992-93	Danny Manning	79	1,800	22.8	(10)
1991-92	Danny Manning	82	1,579	19.3	
1990-91	Charles Smith	74	1,480	20.0	
1989-90	Charles Smith	78	1,645	21.1	
1988-89	Ken Norman	80	1,450	18.1	
1987-88	Mike Woodson	80	1,438	18.0	
1986-87	Mike Woodson	74	1,262	17.1	
1985-86	Marques Johnson	75	1,525	20.3	
1984-85	Derek Smith	80	1,767	22.1	
1983-84	Terry Cummings	81	1,854	22.9	(9)
1982-83	Terry Cummings	70	1,660	23.7	(10)
1981-82	Tom Chambers	81	1,392	17.2	
1980-81	Freeman Williams	82	1,585	19.3	
1979-80	World B. Free	68	2,055	30.2	(2)
1978-79	World B. Free	78	2,244	28.8	(2)
1977-78	Randy Smith	82	2,021	24.6	(7)
1976-77	Randy Smith	82	1,698	20.7	
1975-76	Bob McAdoo	78	2,427	31.1	(1)
1974-75	Bob McAdoo	82	***2,831***	***34.5***	(1)
1973-74	Bob McAdoo	74	2,261	30.6	(1)
1972-73	Elmore Smith	76	1,388	18.3	
1971-72	Bob Kauffman	77	1,457	18.9	
1970-71	Bob Kauffman	78	1,591	20.4	

FIELD GOALS MADE		G	FGM	AVG	
2011-12	Blake Griffin	66	561	8.5	
2010-11	Blake Griffin	82	696	8.5	
2009-10	Chris Kaman	76	589	7.7	
2008-09	Al Thornton	71	469	6.6	
2007-08	Corey Maggette	70	458	6.5	
2006-07	Elton Brand	80	645	8.0	
2005-06	Elton Brand	79	756	9.6	(4)
2004-05	Elton Brand	81	629	7.8	
2003-04	Elton Brand	69	484	7.0	
2002-03	Elton Brand	62	451	7.3	
2001-02	Elton Brand	80	532	6.7	
2000-01	Lamar Odom	76	481	6.3	
1999-00	Maurice Taylor	62	458	7.4	
1998-99	Maurice Taylor	46	311	6.8	
1997-98	Lamond Murray	79	473	6.0	
1996-97	Loy Vaught	82	542	6.6	
1995-96	Loy Vaught	80	571	7.1	
1994-95	Loy Vaught	80	609	7.6	
1993-94	Ron Harper	75	569	7.6	
1992-93	Danny Manning	79	702	8.9	
1991-92	Danny Manning	82	650	7.9	
1990-91	Charles Smith	74	548	7.4	
1989-90	Charles Smith	78	595	7.6	
1988-89	Ken Norman	80	638	8.0	
1987-88	Mike Woodson	80	562	7.0	
1986-87	Mike Woodson	74	494	6.7	
1985-86	Marques Johnson	75	613	8.2	
1984-85	Derek Smith	80	682	8.5	
1983-84	Terry Cummings	81	737	9.1	
1982-83	Terry Cummings	70	684	9.8	
1981-82	Tom Chambers	81	554	6.8	
1980-81	Freeman Williams	82	642	7.9	
1979-80	World B. Free	68	737	10.8	
1978-79	World B. Free	78	795	10.2	
1977-78	Randy Smith	82	789	9.6	
1976-77	Randy Smith	82	702	8.6	
1975-76	Bob McAdoo	78	934	12.0	
1974-75	Bob McAdoo	82	***1,095***	***13.4***	
1973-74	Bob McAdoo	74	901	12.2	
1972-73	Elmore Smith	76	600	7.9	
1971-72	Elmore Smith	78	579	7.4	
1970-71	Don May	76	629	8.3	

FIELD GOAL ATTEMPTS		G	FGA	AVG
2011-12	Blake Griffin	66	1,022	15.4
2010-11	Blake Griffin	82	1,376	16.8
2009-10	Chris Kaman	76	1,202	15.8
2008-09	Al Thornton	71	1,051	14.8
2007-08	Corey Maggette	70	1,000	14.3
2006-07	Elton Brand	80	1,211	15.1
2005-06	Elton Brand	79	1,435	18.2
2004-05	Elton Brand	81	1,251	15.4
2003-04	Quentin Richardson	65	1,068	16.4
2002-03	Andre Miller	80	928	11.6
2001-02	Jeff McInnis	81	1,121	13.8
2000-01	Lamar Odom	76	1,046	13.8
1999-00	Lamar Odom	76	1,024	13.5
1998-99	Maurice Taylor	46	675	14.7

SEASON-BY-SEASON

1997-98	Lamond Murray	79	984	12.5
1996-97	Loy Vaught	82	1,084	13.2
1995-96	Loy Vaught	80	1,087	13.6
1994-95	Loy Vaught	80	1,185	14.8
1993-94	Ron Harper	75	1,335	17.8
1992-93	Danny Manning	79	1,379	17.5
1991-92	Ron Harper	82	1,292	15.8
1990-91	Charles Smith	74	1,168	15.8
1989-90	Charles Smith	78	1,145	14.7
1988-89	Ken Norman	80	1,271	15.9
1987-88	Mike Woodson	80	1,263	15.8
1986-87	Mike Woodson	74	1,130	15.3
1985-86	Marques Johnson	75	1,201	16.0
1984-85	Derek Smith	80	1,271	15.9
1983-84	Terry Cummings	81	1,491	18.4
1982-83	Terry Cummings	70	1,309	18.7
1981-82	Michael Brooks	82	1,066	12.9
1980-81	Freeman Williams	82	1,381	16.8
1979-80	World B. Free	68	1,556	22.9
1978-79	World B. Free	78	1,653	21.2
1977-78	Randy Smith	82	1,697	20.7
1976-77	Randy Smith	82	1,504	18.3
1975-76	Bob McAdoo	78	1,918	24.6
1974-75	Bob McAdoo	82	***2,138***	***26.1***
1973-74	Bob McAdoo	74	1,647	22.3
1972-73	Bob McAdoo	80	1,293	16.2
1971-72	Elmore Smith	78	1,275	16.3
1970-71	Don May	76	1,336	17.6

FIELD GOAL PERCENTAGE		FGM	FGA	PCT	
(Min. 300 made)					
2011-12	Blake Griffin	561	1,022	.549	
2010-11	Blake Griffin	696	1,376	.506	
2009-10	Chris Kaman	589	1,202	.490	
2008-09	Zach Randolph	415	873	.475	
2007-08	Chris Kaman	338	700	.483	
2006-07	Elton Brand	645	1,211	.533	
2005-06	Elton Brand	756	1,435	.527	(7)
2004-05	Elton Brand	629	1,251	.503	
2003-04	Elton Brand	484	982	.493	
2002-03	Elton Brand	451	899	.502	
2001-02	Elton Brand	532	1,010	.527	(2)
2000-01	Darius Miles	318	630	.505	(6)
1999-00	Maurice Taylor	458	988	.464	
1998-99	Maurice Taylor	311	675	.461	
1997-98	Lamond Murray	473	984	.481	
1996-97	Loy Vaught	542	1,084	.500	
1995-96	Brian Williams	416	766	.543	(8)
1994-95	Loy Vaught	609	1,185	.514	
1993-94	Loy Vaught	373	695	.537	(6)
1992-93	Stanley Roberts	375	711	.527	
1991-92	Danny Manning	650	1,199	.542	(8)
1990-91	Danny Manning	470	905	.519	
1989-90	Danny Manning	440	826	.533	
1988-89	Benoit Benjamin	491	907	.541	(8)
1987-88	Benoit Benjamin	340	693	.491	
1986-87	Michael Cage	457	878	.521	
1985-86	Rory White	355	684	.519	
1984-85	James Donaldson	351	551	***.637***	(1)
1983-84	James Donaldson	360	604	.596	(2)
1982-83	Terry Cummings	684	1,309	.523	
1981-82	Jerome Whitehead	406	726	.559	
1980-81	Swen Nater	517	935	.553	(9)
1979-80	Swen Nater	443	799	.554	(7)
1978-79	Swen Nater	357	627	.569	(5)
1977-78	Swen Nater	501	994	.504	
1976-77	Adrian Dantley	544	1,046	.520	
1975-76	Jim McMillian	492	918	.536	(3)
1974-75	Bob McAdoo	***1,095***	***2,138***	.512	(5)
1973-74	Bob McAdoo	901	1,647	.547	(1)
1972-73	Bob Kauffman	535	1,059	.505	(9)
1971-72	Bob Kauffman	558	1,123	.497	
1970-71	Don May	629	1,336	.471	
	Bob Kauffman	616	1,309	.471	

FREE THROWS MADE		G	FTM	AVG	
2011-12	Chris Paul	60	260	4.3	
2010-11	Blake Griffin	82	446	5.4	
2009-10	Baron Davis	75	239	3.2	
2008-09	Eric Gordon	78	299	3.8	
2007-08	Corey Maggette	70	553	7.9	
2006-07	Corey Maggette	75	519	6.9	
2005-06	Elton Brand	79	440	5.6	
2004-05	Corey Maggette	66	563	***8.5***	(5)
2003-04	Corey Maggette	73	526	7.2	(1)
2002-03	Corey Maggette	64	325	5.1	
2001-02	Elton Brand	80	389	4.9	
2000-01	Lamar Odom	76	262	3.4	
1999-00	Lamar Odom	76	302	4.0	
1998-99	Maurice Taylor	46	150	3.3	
1997-98	Rodney Rogers	76	225	3.0	
1996-97	Malik Sealy	80	254	3.2	
1995-96	Terry Dehere	82	247	3.0	
1994-95	Terry Dehere	80	229	2.9	
1993-94	Ron Harper	75	299	4.0	
1992-93	Danny Manning	79	388	4.9	
1991-92	Ron Harper	82	293	3.6	
1990-91	Charles Smith	74	384	5.2	
1989-90	Charles Smith	78	454	5.8	
1988-89	Benoit Benjamin	79	317	4.0	
1987-88	Michael Cage	72	326	4.5	
1986-87	Michael Cage	80	341	4.3	
1985-86	Cedric Maxwell	76	447	5.9	
1984-85	Derek Smith	80	400	5.0	
1983-84	Terry Cummings	81	380	4.7	
1982-83	Tom Chambers	79	353	4.5	
1981-82	Tom Chambers	81	284	3.5	
1980-81	Freeman Williams	82	253	3.1	
1979-80	World B. Free	68	572	8.4	
1978-79	World B. Free	78	***654***	8.4	
1977-78	Randy Smith	82	443	5.4	
1976-77	Adrian Dantley	77	476	6.2	
1975-76	Bob McAdoo	78	559	7.2	
1974-75	Bob McAdoo	82	641	7.8	
1973-74	Bob McAdoo	74	459	6.2	
1972-73	Bob Kauffman	77	280	3.6	
1971-72	Bob Kauffman	77	341	4.4	
1970-71	Bob Kauffman	78	359	4.6	

FREE THROW ATTEMPTS		G	FTA	AVG	
2011-12	Blake Griffin	66	468	7.1	
2010-11	Blake Griffin	82	695	8.5	
2009-10	Chris Kaman	76	307	4.0	
2008-09	Eric Gordon	78	350	4.5	
2007-08	Corey Maggette	70	681	9.7	
2006-07	Corey Maggette	75	633	8.4	
2005-06	Elton Brand	79	568	7.2	
2004-05	Corey Maggette	66	657	9.9	(8)
2003-04	Corey Maggette	73	620	8.5	(3)
2002-03	Corey Maggette	64	405	6.3	
2001-02	Elton Brand	80	524	6.6	
2000-01	Lamar Odom	76	386	5.1	
1999-00	Lamar Odom	76	420	5.5	
1998-99	Maurice Taylor	46	206	4.5	
1997-98	Rodney Rogers	76	328	4.3	
1996-97	Malik Sealy	80	290	3.6	
1995-96	Terry Dehere	82	327	4.0	
1994-95	Terry Dehere	80	292	3.7	
1993-94	Ron Harper	75	418	5.6	
1992-93	Danny Manning	79	484	6.1	
1991-92	Ron Harper	82	398	4.9	
1990-91	Charles Smith	74	484	6.5	
1989-90	Charles Smith	78	572	7.3	
1988-89	Benoit Benjamin	79	426	5.4	
1987-88	Michael Cage	72	474	6.6	
1986-87	Michael Cage	80	467	5.8	
1985-86	Cedric Maxwell	76	562	7.4	

1984-85	Derek Smith	80	504	6.3
1983-84	Terry Cummings	81	528	6.5
1982-83	Tom Chambers	79	488	6.2
1981-82	Tom Chambers	81	458	5.7
1980-81	Michael Brooks	82	320	3.9
1979-80	World B. Free	68	760	***11.2***
1978-79	World B. Free	78	***865***	11.1
1977-78	Randy Smith	82	554	6.8
1976-77	Adrian Dantley	77	582	7.6
1975-76	Bob McAdoo	78	734	9.4
1974-75	Bob McAdoo	82	796	9.7
1973-74	Bob McAdoo	74	579	7.8
1972-73	Bob Kauffman	77	359	4.7
1971-72	Bob Kauffman	77	429	5.6
1970-71	Bob Kauffman	78	485	6.2

FREE THROW PERCENTAGE		FTM	FTA	PCT	
(Min. 125 made)					
2011-12	Chris Paul	260	302	.861	
2010-11	Randy Foye	133	149	.893	(6)
2009-10	Baron Davis	239	291	.821	
2008-09	Eric Gordon	299	350	.854	
2007-08	Cuttino Mobley	163	199	.819	
2006-07	Sam Cassell	160	182	.879	
2005-06	Sam Cassell	289	335	.863	
2004-05	Corey Maggette	563	657	.857	
2003-04	Corey Maggette	526	620	.848	
2002-03	Corey Maggette	325	405	.802	
2001-02	Jeff McInnis	183	219	.836	
2000-01	Eric Piatkowski	158	181	.873	(9)
1999-00	Derek Anderson	271	309	.877	(8)
1998-99	Eric Piatkowski	88	102	.863	(10)
1997-98	Darrick Martin	184	217	.848	
1996-97	Malik Sealy	254	290	.876	(7)
1995-96	Malik Sealy	147	184	.799	
1994-95	Terry Dehere	229	292	.784	
1993-94	Dominique Wilkins	167	200	.835	
1992-93	Mark Jackson	241	300	.803	
1991-92	Glenn "Doc" Rivers	163	196	.832	
1990-91	Charles Smith	384	484	.793	
1989-90	Ron Harper	151	190	.795	
1988-89	Quintin Dailey	217	286	.759	
1987-88	Mike Woodson	296	341	.868	
1986-87	Larry Drew	139	166	.837	
1985-86	Franklin Edwards	132	151	.874	(6)
1984-85	Junior Bridgeman	181	206	.879	(7)
1983-84	Ricky Pierce	149	173	.861	(5)
1982-83	Tom Chambers	353	488	.723	
1981-82	Joe Bryant	194	247	.785	
1980-81	Freeman Williams	253	297	.852	
1979-80	Freeman Williams	194	238	.815	
1978-79	Randy Smith	292	359	.813	
1977-78	Larry McNeil	130	156	.833	
1976-77	Ernie DiGregorio	138	146	***.945***	(1)
1975-76	Jim McMillian	188	219	.858	(8)
1974-75	Jack Marin	193	222	.869	(8)
1973-74	Ernie DiGregorio	174	193	.902	(1)
1972-73	Bob Kauffman	280	359	.780	
1971-72	Dick Garrett	136	157	.866	
1970-71	Dick Garrett	218	251	.869	

3-POINT FG MADE		G	3FGM	AVG
2011-12	Randy Foye	65	127	***1.95***
2010-11	Eric Gordon	56	106	1.89
2009-10	Rasual Butler	82	***145***	1.77
2008-09	Eric Gordon	78	131	1.67
2007-08	Tim Thomas	63	83	1.31
2006-07	Tim Thomas	76	136	1.79
2005-06	Cuttino Mobley	79	83	1.05
2004-05	Marko Jaric	50	56	1.12
2003-04	Quentin Richardson	65	120	*1.85*
2002-03	Eric Piatkowski	62	80	1.29
2001-02	Quentin Richardson	81	133	1.64
2000-01	Eric Piatkowski	81	120	1.48
1999-00	Tyrone Nesby	73	94	1.29
1998-99	Eric Piatkowski	49	65	1.33
1997-98	Darrick Martin	82	107	1.30
1996-97	Darrick Martin	82	91	1.11
1995-96	Terry Dehere	82	139	1.70
1994-95	Pooh Richardson	80	87	1.09
1993-94	Ron Harper	75	71	0.94
1992-93	Ron Harper	80	52	0.65
1991-92	Ron Harper	82	64	0.78
1990-91	Ron Harper	39	48	1.23
1989-90	Ron Harper	28	13	0.46
1988-89	Reggie Williams	63	30	0.48
1987-88	Larry Drew	74	26	0.35
1986-87	Mike Woodson	74	34	0.46
1985-86	Norm Nixon	67	42	0.63
1984-85	Norm Nixon	81	33	0.41
1983-84	Norm Nixon	82	11	0.13
1982-83	Craig Hodges	76	20	0.26
1981-82	Freeman Williams	37	24	0.65
1980-81	Freeman Williams	82	48	0.59
1979-80	Brian Taylor	78	90	1.15

3-POINT FG ATTEMPTS		G	3FGA	AVG
2011-12	Randy Foye	65	329	5.06
2010-11	Eric Gordon	56	291	5.20
2009-10	Rasual Butler	82	***432***	***5.27***
2008-09	Eric Gordon	78	337	4.32
2007-08	Tim Thomas	63	271	4.30
2006-07	Tim Thomas	76	356	4.68
2005-06	Cuttino Mobley	79	245	3.10
2004-05	Corey Maggette	66	168	2.54
2003-04	Quentin Richardson	65	341	5.20
2002-03	Eric Piatkowski	62	201	3.24
2001-02	Quentin Richardson	81	349	4.31
2000-01	Eric Piatkowski	81	297	3.67
1999-00	Tyrone Nesby	73	281	3.85
1998-99	Eric Piatkowski	49	165	3.36
1997-98	Darrick Martin	82	293	3.57
1996-97	Darrick Martin	82	234	2.85
1995-96	Terry Dehere	82	316	3.85
1994-95	Pooh Richardson	80	244	3.05
1993-94	Ron Harper	75	236	3.15
1992-93	Ron Harper	80	186	2.33
1991-92	Ron Harper	82	211	2.57
1990-91	Ron Harper	39	148	3.79
1989-90	Ron Harper	28	46	1.64
1988-89	Reggie Williams	63	104	1.65
1987-88	Larry Drew	74	90	1.21
1986-87	Mike Woodson	74	123	1.66
1985-86	Norm Nixon	67	121	1.81
1984-85	Norm Nixon	81	99	1.22
1983-84	Craig Hodges	76	46	0.61
	Norm Nixon	82	46	0.56
1982-83	Craig Hodges	76	90	1.18
1981-82	Freeman Williams	37	74	2.00
1980-81	Freeman Williams	82	141	1.72
1979-80	Brian Taylor	78	239	3.06

3-POINT FG PERCENTAGE		3FGM	3FGA	PCT	
(Min. 20 made)					
2010-11	Brian Cook	34	89	.430	
2009-10	Steve Blake	38	87	.437	
2008-09	Steve Novak	119	286	.416	
2007-08	Corey Maggette	78	203	.384	
2006-07	Cuttino Mobley	101	246	.411	
2005-06	Vladimir Radmanovic	66	158	.418	
2004-05	Bobby Simmons	50	115	.435	
2003-04	Eddie House	51	136	.375	
2002-03	Eric Piatkowski	80	201	.398	
2001-02	Eric Piatkowski	111	238	***.466***	(3)
2000-01	Eric Piatkowski	120	297	.404	
1999-00	Eric Piatkowski	93	243	.383	
1998-99	Eric Piatkowski	65	165	.394	
1997-98	Eric Piatkowski	106	259	.409	

SEASON-BY-SEASON

1996-97	Eric Piatkowski	51	120	.425
1995-96	Terry Dehere	***139***	***316***	.440 (8)
1994-95	Eric Piatkowski	74	198	.374
1993-94	Terry Dehere	23	57	.404
1992-93	Ron Harper	52	186	.280
1991-92	Danny Young	20	60	.333
1990-91	Ron Harper	48	148	.324
1989-90	Ron Harper	#13	46	.283
1988-89	Reggie Williams	30	104	.288
1987-88	Larry Drew	26	90	.289
1986-87	Mike Woodson	34	123	.276
1985-86	Norm Nixon	42	121	.347
1984-85	Norm Nixon	33	99	.333
1983-84	Norm Nixon	#11	46	.239
1982-83	Craig Hodges	20	90	.222
1981-82	Brian Taylor	23	63	.365
1980-81	Brian Taylor	44	115	.383 (1)
1979-80	Brian Taylor	90	239	.377 (5)

Min. (20) not made

ASSISTS		G	AST	AVG
2011-12	Chris Paul	60	543	9.1
2010-11	Blake Griffin	82	312	3.8
2009-10	Baron Davis	75	598	8.0
2008-09	Baron Davis	65	501	7.7
2007-08	Brevin Knight	74	328	4.4
2006-07	Shaun Livingston	54	274	5.1
2005-06	Sam Cassell	78	491	6.3
2004-05	Marko Jaric	50	303	6.1
2003-04	Marko Jaric	58	281	4.8
2002-03	Andre Miller	80	537	6.7
2001-02	Jeff McInnis	81	500	6.2
2000-01	Jeff McInnis	81	447	5.5
1999-00	Lamar Odom	76	317	4.2
1998-99	Sherman Douglas	30	124	4.1
1997-98	Darrick Martin	82	331	4.0
1996-97	Darrick Martin	82	339	4.1
1995-96	Terry Dehere	82	350	4.3
1994-95	Pooh Richardson	80	632	7.9 (8)
1993-94	Mark Jackson	79	678	8.6 (8)
1992-93	Mark Jackson	82	724	8.8 (4)
1991-92	Gary Grant	78	538	6.9
1990-91	Gary Grant	68	587	8.6 (8)
1989-90	Gary Grant	44	442	10.0 (5)
1988-89	Gary Grant	71	506	7.1
1987-88	Larry Drew	74	383	5.2
1986-87	Darnell Valentine	65	447	6.9
1985-86	Norm Nixon	67	576	8.6 (8)
1984-85	Norm Nixon	81	711	8.8 (4)
1983-84	Norm Nixon	82	***914***	***11.1*** (3)
1982-83	Lionel Hollins	56	373	6.7
1981-82	Michael Brooks	82	236	2.9
1980-81	Brian Taylor	80	440	5.5
1979-80	Brian Taylor	78	335	4.3
1978-79	Randy Smith	82	395	4.8
1977-78	Randy Smith	82	458	5.6 (8)
1976-77	Randy Smith	82	441	5.4
1975-76	Randy Smith	82	484	5.9 (7)
1974-75	Randy Smith	82	534	6.5 (4)
1973-74	Ernie DiGregorio	81	663	8.2 (1)
1972-73	Randy Smith	82	422	5.1
1971-72	Walt Hazzard	72	406	5.6 (10)
1970-71	Bob Kauffman	78	354	4.5

OFFENSIVE REBOUNDS		G	OR	AVG
2011-12	Blake Griffin	66	218	3.3
2010-11	Blake Griffin	82	270	3.3 (7)
2009-10	Chris Kaman	76	184	2.4
2008-09	Marcus Camby	62	161	2.6
2007-08	Chris Kaman	56	173	3.1
2006-07	Elton Brand	80	268	3.4
2005-06	Elton Brand	79	236 (9)	3.0 (8)
2004-05	Elton Brand	81	296	3.7 (4)
2003-04	Elton Brand	69	269	3.9 (3)
2002-03	Elton Brand	62	283	4.6 (1)
2001-02	Elton Brand	80	***396***	5.0 (1)
2000-01	Michael Olowokandi	82	168	2.0
1999-00	Michael Olowokandi	80	194	2.4
1998-99	Lorenzen Wright	48	142	3.0
1997-98	Lorenzen Wright	69	180	2.6
1996-97	Loy Vaught	82	222	2.7
1995-96	Loy Vaught	80	204	2.6
1994-95	Loy Vaught	80	261	3.3
1993-94	Loy Vaught	75	218	2.9
1992-93	Ken Norman	76	209	2.8
1991-92	Danny Manning	82	229	2.8
1990-91	Charles Smith	74	216	2.9
1989-90	Charles Smith	78	177	2.3
1988-89	Ken Norman	80	245	3.1
1987-88	Michael Cage	72	371	***5.2***
1986-87	Michael Cage	80	354	4.4
1985-86	Cedric Maxwell	76	241	3.2
1984-85	Marques Johnson	72	188	2.6
1983-84	Terry Cummings	81	323	4.0
1982-83	Terry Cummings	70	303	4.3
1981-82	Jerome Whitehead	72	231	3.2
1980-81	Swen Nater	82	295	3.6
1979-80	Swen Nater	81	352	4.4
1978-79	Kermit Washington	82	296	3.6
1977-78	Swen Nater	78	278	3.6
1976-77	Adrian Dantley	77	251	3.3
1975-76	Bob McAdoo	78	241	3.1
1974-75	Bob McAdoo	82	307	3.7
1973-74	Bob McAdoo	74	281	3.8
1972-73	N/A			
1971-72	N/A			
1970-71	N/A			

DEFENSIVE REBOUNDS		G	DR	AVG
2011-12	Blake Griffin	66	499	7.6
2010-11	Blake Griffin	82	719	8.8 (3)
2009-10	Chris Kaman	76	520	6.8
2008-09	Marcus Camby	62	529	8.5
2007-08	Chris Kaman	56	538	9.6
2006-07	Elton Brand	80	476	6.0
2005-06	Chris Kaman	78	563 (8)	7.2
2004-05	Elton Brand	81	474	5.9
2003-04	Elton Brand	69	445	6.5
2002-03	Elton Brand	62	420	6.8
2001-02	Michael Olowokandi	80	547	6.8
2000-01	Lamar Odom	76	482	6.3
1999-00	Michael Olowokandi	80	462	5.8
1998-99	Michael Olowokandi	45	237	5.3
1997-98	Lorenzen Wright	69	426	6.2
1996-97	Loy Vaught	82	595	7.3
1995-96	Loy Vaught	80	604	7.6
1994-95	Loy Vaught	80	512	6.4
1993-94	Loy Vaught	75	438	5.8
1992-93	Ken Norman	76	362	4.8
1991-92	Loy Vaught	79	352	4.5
1990-91	Charles Smith	74	392	5.3
1989-90	Benoit Benjamin	71	501	7.1
1988-89	Benoit Benjamin	79	532	6.7
1987-88	Michael Cage	72	567	7.9
1986-87	Michael Cage	80	568	7.1
1985-86	Benoit Benjamin	79	439	5.6
1984-85	James Donaldson	82	500	6.1
1983-84	James Donaldson	82	484	5.9
1982-83	Terry Cummings	70	441	6.3
1981-82	Jerome Whitehead	72	433	6.0
1980-81	Swen Nater	82	722	8.8
1979-80	Swen Nater	81	***864***	10.7
1978-79	Kermit Washington	82	504	6.1
1977-78	Swen Nater	78	751	9.6
1976-77	John Shumate	74	538	7.3
1975-76	Bob McAdoo	78	724	9.3
1974-75	Bob McAdoo	82	848	10.3

1973-74	Bob McAdoo	74	836	***11.3***
1972-73	N/A			
1971-72	N/A			
1970-71	N/A			

TOTAL REBOUNDS		G	REB	AVG
2011-12	Blake Griffin	66	717	10.9
2010-11	Blake Griffin	82	989	12.1 (4)
2009-10	Chris Kaman	76	704	9.3
2008-09	Marcus Camby	62	690	11.1
2007-08	Chris Kaman	56	711	12.7
2006-07	Elton Brand	80	744	9.3
2005-06	Elton Brand	79	790 (6)	10.0 (6)
2004-05	Elton Brand	81	770	9.5
2003-04	Elton Brand	69	714	10.3
2002-03	Elton Brand	62	703	11.3
2001-02	Elton Brand	80	925	11.6 (5)
2000-01	Lamar Odom	76	592	7.8
1999-00	Michael Olowokandi	80	656	8.2
1998-99	Michael Olowokandi	45	357	7.9
1997-98	Lorenzen Wright	69	606	8.8
1996-97	Loy Vaught	82	817	10.0 (8)
1995-96	Loy Vaught	80	808	10.1 (9)
1994-95	Loy Vaught	80	772	9.7
1993-94	Loy Vaught	75	656	8.7
1992-93	Ken Norman	76	571	7.5
1991-92	Olden Polynice	76	536	7.1
1990-91	Charles Smith	74	608	8.2
1989-90	Benoit Benjamin	71	657	9.3
1988-89	Benoit Benjamin	79	696	8.8
1987-88	Michael Cage	72	938	13.0 (1)
1986-87	Michael Cage	80	922	11.5 (6)
1985-86	Cedric Maxwell	76	624	8.2
1984-85	Bill Walton	67	600	9.0
1983-84	Terry Cummings	81	777	9.6
1982-83	Terry Cummings	70	744	10.6 (10)
1981-82	Jerome Whitehead	72	664	9.2
1980-81	Swen Nater	82	1,017	12.4 (2)
1979-80	Swen Nater	81	***1,216***	15.0 (1)
1978-79	Kermit Washington	82	800	9.8
1977-78	Swen Nater	78	1,029	13.2 (5)
1976-77	John Shumate	74	701	9.5
1975-76	Bob McAdoo	78	965	12.4 (7)
1974-75	Bob McAdoo	82	1,155	14.1 (4)
1973-74	Bob McAdoo	74	1,117	15.1 (3)
1972-73	Elmore Smith	76	946	12.4
1971-72	Elmore Smith	78	1,184	***15.2*** (6)
1970-71	Bob Kauffman	78	837	10.7

STEALS		G	STL	AVG
2011-12	Chris Paul	60	152	***2.53*** (1)
2010-11	Eric Bledsoe	81	92	1.14
2009-10	Baron Davis	75	126	1.68
2008-09	Baron Davis	65	108	1.66
2007-08	Brevin Knight	74	100	1.35
2006-07	Cuttino Mobley	78	92	1.18
2005-06	Cuttino Mobley	79	93	1.18
2004-05	Bobby Simmons	75	106	1.41
2003-04	Marko Jaric	58	93	1.60
2002-03	Andre Miller	80	99	1.24
2001-02	Elton Brand	80	80	1.00
2000-01	Jeff McInnis	81	75	0.93
1999-00	Lamar Odom	76	91	1.20
1998-99	Tyrone Nesby	50	77	1.54
1997-98	Lamond Murray	79	118	1.49
1996-97	Malik Sealy	80	124	1.55
1995-96	Malik Sealy	62	95	1.35
1994-95	Pooh Richardson	80	129	1.61
1993-94	Ron Harper	75	144	1.92
1992-93	Ron Harper	80	177	2.21 (6)
1991-92	Ron Harper	82	152	1.85
1990-91	Danny Manning	73	117	1.60
1989-90	Gary Grant	44	108	2.45
1988-89	Gary Grant	71	144	2.03
1987-88	Darnell Valentine	79	122	1.54
1986-87	Darnell Valentine	65	116	1.78
1985-86	Marques Johnson	75	107	1.43
1984-85	Norm Nixon	81	95	1.17
1983-84	Norm Nixon	82	94	1.15
1982-83	Terry Cummings	70	129	1.84
1981-82	Michael Brooks	82	113	1.38
1980-81	Brian Taylor	80	118	1.48
1979-80	Brian Taylor	78	147	1.88
1978-79	Randy Smith	82	177	2.16 (6)
1977-78	Randy Smith	82	172	2.10 (8)
1976-77	Randy Smith	82	176	2.15 (10)
1975-76	Randy Smith	82	153	1.87
1974-75	Randy Smith	82	137	1.67
1973-74	Randy Smith	82	***203***	2.48 (3)
1972-73	N/A			
1971-72	N/A			
1970-71	N/A			

BLOCKED SHOTS		G	BLK	AVG
2011-12	DeAndre Jordan	66	135	2.05
2010-11	DeAndre Jordan	80	142	1.78 (10)
2009-10	Marcus Camby	51	199	1.94
2008-09	Marcus Camby	62	132	2.10
2007-08	Chris Kaman	56	155	2.77
2006-07	Elton Brand	80	174	2.24
2005-06	Elton Brand	79	201 (3)	2.54 (5)
2004-05	Elton Brand	81	169	2.09 (9)
2003-04	Elton Brand	69	154	2.23
2002-03	Elton Brand	62	158	2.55 (2)
2001-02	Elton Brand	80	163	2.04 (10)
2000-01	Darius Miles	81	125	1.54
1999-00	Michael Olowokandi	80	140	1.75
1998-99	Michael Olowokandi	45	55	1.22
1997-98	Lorenzen Wright	69	87	1.28
1996-97	Charles "Bo" Outlaw	82	142	1.73
1995-96	Charles "Bo" Outlaw	80	91	1.14
1994-95	Charles "Bo" Outlaw	81	151	1.86 (9)
1993-94	Elmore Spencer	76	127	1.67
1992-93	Stanley Roberts	77	141	1.83
1991-92	Danny Manning	82	122	1.49
1990-91	Charles Smith	74	145	1.96
1989-90	Benoit Benjamin	71	187	2.63 (5)
1988-89	Benoit Benjamin	79	221	2.80 (6)
1987-88	Benoit Benjamin	66	225	3.41 (2)
1986-87	Benoit Benjamin	72	187	2.60 (4)
1985-86	Benoit Benjamin	79	206	2.61 (5)
1984-85	Bill Walton	67	140	2.09 (8)
1983-84	James Donaldson	82	139	1.70
1982-83	Bill Walton	33	119	***3.61*** (2)
1981-82	Jim Smith	72	51	0.71
1980-81	Gar Heard	78	72	0.92
1979-80	Sidney Wicks	71	52	0.73
1978-79	Kermit Washington	82	121	1.48
1977-78	Marvin Barnes	48	72	1.50
1976-77	George Johnson	39	104	2.67 (6)
1975-76	Bob McAdoo	78	160	2.05 (6)
1974-75	Bob McAdoo	82	174	2.12 (6)
1973-74	Bob McAdoo	74	***246***	3.32 (3)
1972-73	N/A			
1971-72	N/A			
1970-71	N/A			

PERSONAL FOULS		G	PF	AVG
2011-12	Blake Griffin	66	216	3.3
2010-11	DeAndre Jordan	80	255	3.2
2009-10	Chris Kaman	76	213	2.8
2008-09	Al Thornton	71	227	3.2
2007-08	Corey Maggette	70	210	3.0
2006-07	Chris Kaman	75	251	3.4
2005-06	Chris Kaman	78	269	3.4
2004-05	Elton Brand	81	240	3.0
2003-04	Elton Brand	69	229	3.3
2002-03	Elton Brand	62	204	3.3

SEASON-BY-SEASON

2001-02	Elton Brand	80	254	3.2
2000-01	Michael Olowokandi	82	250	3.0
1999-00	Michael Olowokandi	80	304	3.8
1998-99	Maurice Taylor	46	179	3.9
1997-98	Rodney Rogers	76	242	3.2
1996-97	Rodney Rogers	81	272	3.4
1995-96	Brian Williams	65	226	3.5
1994-95	Tony Massenburg	80	253	3.2
1993-94	Loy Vaught	75	221	2.9
1992-93	Stanley Roberts	77	332	***4.3***
1991-92	Danny Manning	82	293	3.6
1990-91	Danny Manning	73	281	3.8
1989-90	Charles Smith	78	294	3.8
1988-89	Charles Smith	71	273	3.8
1987-88	Mike Woodson	80	210	2.6
1986-87	Benoit Benjamin	72	251	3.5
1985-86	Benoit Benjamin	79	286	3.6
1984-85	Derek Smith	80	317	4.0
1983-84	Terry Cummings	81	298	3.7
1982-83	Tom Chambers	79	333	4.2
1981-82	Tom Chambers	81	***341***	4.2
1980-81	Swen Nater	82	295	3.6
1979-80	Swen Nater	81	259	3.2
1978-79	Kermit Washington	82	317	3.9
1977-78	Swen Nater	78	274	3.5
1976-77	Randy Smith	82	264	3.2
1975-76	Bob McAdoo	78	298	3.8
1974-75	Bob McAdoo	82	278	3.4
1973-74	Gar Heard	81	300	3.7
1972-73	Elmore Smith	76	295	3.9
1971-72	Elmore Smith	78	306	3.9
1970-71	John Hummer	81	284	3.5

DISQUALIFICATIONS		G	DQ
2011-12	Blake Griffin	66	3
2010-11	Blake Griffin	82	5
2009-10	Al Thornton	51	3
2008-09	Eric Gordon	78	3
2007-08	Corey Maggette	70	4
2006-07	Chris Kaman	75	6
2005-06	Chris Kaman	78	5
2004-05	Bobby Simmons	75	4
2003-04	Chris Wilcox	65	4
2002-03	Lamar Odom	49	6
	Corey Maggette	64	6
2001-02	Lamar Odom	29	3
	Elton Brand	80	3
2000-01	Lamar Odom	76	4
	Michael Olowokandi	82	4
1999-00	Lamar Odom	76	13
1998-99	Maurice Taylor	46	5
1997-98	Maurice Taylor	71	7
1996-97	Charles "Bo" Outlaw	82	5
	Rodney Rogers	81	5
1995-96	Brian Williams	65	5
1994-95	Charles "Bo" Outlaw	81	4
	Loy Vaught	80	4
1993-94	Loy Vaught	75	5
1992-93	Stanley Roberts	77	15
1991-92	Danny Manning	82	5
1990-91	Danny Manning	73	5
1989-90	Charles Smith	78	6
1988-89	Charles Smith	71	6
1987-88	Joe Wolf	42	8
1986-87	Benoit Benjamin	72	7
1985-86	Kurt Nimphius	67	7
1984-85	Derek Smith	80	8
1983-84	Terry Cummings	81	6
1982-83	Tom Chambers	79	15
1981-82	Tom Chambers	81	***17***
1980-81	Swen Nater	82	8
1979-80	Brian Taylor	78	6
1978-79	Kermit Washington	82	11
1977-78	Marvin Barnes	48	7
	Wil Jones	79	7
1976-77	George Johnson	39	6
1975-76	Bob McAdoo	78	5
1975-76	Randy Smith	82	5
	Ken Charles	81	5
1974-75	Jack Marin	81	7
1973-74	Randy Smith	82	4
1972-73	Elmore Smith	76	16
1971-72	Elmore Smith	78	10
1970-71	John Hummer	81	10

GAMES PLAYED		G
2011-12	Blake Griffin	**66**
	DeAndre Jordan	**66**
2010-11	Blake Griffin	**82**
2009-10	Rasual Butler	**82**
2008-09	Eric Gordon	78
2007-08	Al Thornton	79
2006-07	Quinton Ross	81
2005-06	Elton Brand; Cuttino Mobley	79
2004-05	Elton Brand	81
2003-04	Chris Kaman	**82**
2002-03	Andre Miller	80
2001-02	Darius Miles	**82**
2000-01	Michael Olowokandi	**82**
	Sean Rooks	**82**
1999-00	Michael Olowokandi	80
1998-99	Lamond Murray; Tyrone Nesby	50
1997-98	Darrick Martin	**82**
1996-97	Darrick Martin	**82**
	Charles "Bo" Outlaw	
	Loy Vaught	
1995-96	Terry Dehere	**82**
1994-95	Lamond Murray	81
	Charles "Bo" Outlaw	
	Eric Piatkowski	
1993-94	Mark Jackson	79
1992-93	Mark Jackson	**82**
1991-92	Danny Manning	**82**
	Ron Harper	
1990-91	Charles Smith	74
	Jeff Martin	
1989-90	Charles Smith	78
1988-89	Ken Norman	80
1987-88	Mike Woodson	80
1986-87	Michael Cage	80
1985-86	Benoit Benjamin	79
1984-85	James Donaldson	**82**
1983-84	James Donaldson	**82**
	Norm Nixon	
1982-83	Michael Brooks	**82**
1981-82	Michael Brooks	**82**
1980-81	Michael Brooks	**82**
	Joe Bryant; Swen Nater	
	Freeman Williams	
1979-80	Freeman Williams	**82**
1978-79	Randy Smith	**82**
	Kermit Washington	
	Nick Weatherspoon	
1977-78	Randy Smith	**82**
1976-77	Randy Smith	**82**
1975-76	Randy Smith	**82**
1974-75	Randy Smith	**82**
	Bob McAdoo	
1973-74	Randy Smith; Jim McMillian	**82**
1972-73	Randy Smith	**82**
1971-72	Elmore Smith	78
1970-71	John Hummer	81

Franchise season best
( ) Year-end League ranking
Note: not all categories have a league ranking

FRANCHISE ARENA HISTORY BY THE NUMBERS

	SEASONS	G	W	L	PCT.	AVG. ATT.
STAPLES CENTER	1999-Present	442	230	212	.520	17,347
LA MEMORIAL SPORTS ARENA	1984-1999	562	254	308	.452	10,546
ARROWHEAD POND OF ANAHEIM	1993-1999	35	14	21	.400	14,738
SAN DIEGO SPORTS ARENA	1978-1983	246	129	117	.524	5,935
BUFFALO MEMORIAL AUDITORIUM	1970-1977	308	156	152	.506	8,567
TORONTO MAPLE LEAF GARDENS	1971-1974	16	11	5	.688	7,304
ROCHESTER WAR MEMORIAL	1970-1971	2	1	1	.500	1,810
ONONDAGA WAR MEMORIAL (SYRACUSE)	1970-1971	2	0	2	.000	1,356

When STAPLES Center opened in the fall of 1999, the Clippers played their home games in a new arena for the eighth time in franchise history. Here is a look back at some notable moments in Clippers' arena history.

July 8, 1959: The Los Angeles Sports Arena opens its doors to the public, hosting a bantamweight boxing title match between Jose Becerra and Alphonse Halimi before 13,657 fans.

June 18, 1961: More than 25,000 crowd in and around the Los Angeles Sports Arena to cheer on Martin Luther King, Jr. and his non-violent assault on segregation. The doors to the arena are closed 15 minutes before the rally begins as fire marshals declare no more than the already 18,500 inside can be admitted. Police say up to 10,000 more are left outside to follow the four-hour program from loudspeakers hastily wired for the overflow audience.

January 16, 1963: At the 1963 NBA All-Star Game, a sold out crowd of 14,838 watches the East, led by Boston's Bill Russell, outclass Wilt Chamberlain and the West 115-108 in the two stars' first-ever All-Star confrontation. Russell outscores Chamberlain 19-17 and outrebounds him 24-19 to earn his first and only All-Star MVP honor.

October 1967: The Los Angeles Kings start the 1967-68 NHL hockey season by playing the games of October, November and most of December at the Los Angeles Sports Arena. It is not until December 30, 1967 that the Kings move to the newly opened Forum.

October 15, 1978: The San Diego Clippers are defeated 94-98 by the Denver Nuggets in their first regular season game played at the San Diego Sports Arena. The 8,362 fans in attendance welcome another NBA team to Southern California.

April 14, 1984: In their last game played in San Diego, the Clippers pound the Utah Jazz 146-128. After six seasons in San Diego, the Clippers announce on May 15, 1984 that they are moving to Los Angeles.

November 1, 1984: In their first regular season game played since their move to Los Angeles from San Diego, the Clippers defeat the New York Knicks 107-105 at the Sports Arena in front of a crowd of 12,018.

April 28, 1992: Reaching the playoffs for the first time since leaving Buffalo, the Clippers face the Utah Jazz in the first round of the Western Conference Playoffs. In a tight contest, the Clippers win game three of the first round series 98-88.

May 3, 1992: Due to civil unrest in Los Angeles, the Clippers' playoff game against the Utah Jazz is moved to the Anaheim Convention Center. Los Angeles is victorious 115-107 in front of a raucous crowd of 7,148 Clipper fans. This game is especially meaningful because the team had only 48 hours notice to move their entire operation, including transferring the court and reassigning ticket holders into an arena which was not configured for basketball.

June 17, 1993: Construction is completed on the Clippers' home away from home, the state-of-the-art Arrowhead Pond of Anaheim, which seats 18,211 for basketball. In the coming years, the Clippers will exceed this number on numerous occasions, thanks to the addition of standing room only seating.

October 16, 1993: In their first game ever played at the Arrowhead Pond of Anaheim, the Clippers defeat the Golden State Warriors 132-117 in a preseason contest played in front of 16,967 Orange County fans.

January 27, 1994: With the Clippers unable to play at the Sports Arena because of damage caused by the Northridge Earthquake, the team plays their first regular season contest at the Pond, a narrow 101-103 defeat at the hands of the New York Knicks.

April 17, 1998: The Clippers announce plans to move into the state-of-the-art STAPLES Center when the building opens for the 1999-2000 season.

May 5, 1999: An era comes to an end at the Los Angeles Memorial Sports Arena as the Clippers fall 105-107 to the Seattle SuperSonics, marking the Clippers' final game at the arena.

October 17, 1999: Bruce Springsteen and the E Street Band rock STAPLES Center with the first public event held at the facility.

October 20, 1999: The Los Angeles Kings host the Boston Bruins in the first sporting event at STAPLES Center.

October 27, 1999: The Clippers play the first ever basketball game at STAPLES Center, a preseason matchup against the Milwaukee Bucks.

November 2, 1999: The Clippers open regular season play at STAPLES Center with a 92-104 loss to the Seattle SuperSonics before a crowd of 17,847.

November 5, 1999: The Clippers notch their first regular season win at STAPLES Center, a 91-81 victory over the Philadelphia 76ers.

April 16, 2002: A crowd of 20,264 is on hand for the season home-finale with Memphis, giving the Clippers their 25th sellout of the season, shattering the previous season's franchise-record total of 11. The sellout is the 16th straight, also a franchise record. The Clippers finish the season with a total attendance of 740,185, which far surpasses the previous season's franchise-record total of 599,448.

February 12, 2003: In a matchup with the Washington Wizards, the Clippers draw a record crowd of 20,578, the largest audience to ever watch an NBA game in Southern California. This attendance mark breaks the previous record of 20,474 which was set in an early season contest with the Lakers on November 1, 2002.

April 12, 2006: The Clippers defeat Portland 97-93 to match their best single season record at STAPLES Center (27-14).

April 22-May 18, 2006: In six (5-1) postseason games played at STAPLES Center, the Clippers recorded an average attendance of 19,394, selling out four of the six games.

February 11, 2011-Present: The Clippers have sold out 45 consecutive regular season games at STAPLES Center, dating back to Februry 11, 2011. The Clippers also sold out all five of their 2012 home playoff games.

ALL-TIME DRAFT CHOICES

2012	
Second Round	Furkan Aldemir (53)
2011	
Second Round	**Trey Thompkins, Georgia (37)**
Second Round	**Travis Leslie, Georgia (47)**
2010	
First Round	Al-Farouq Aminu, Wake Forest (8)
Second Round	Willie Warren, Oklahoma (54)
2009	
First Round	**Blake Griffin, Oklahoma (1)**
2008	
First Round	Eric Gordon, Indiana (7)
Second Round	**DeAndre Jordan, Texas A&M (35)**
2007	
First Round	Al Thornton, Florida State (14)
Second Round	Jared Jordan, Marist (45)
2006	
Second Round	Paul Davis, Michigan State (34) (from Charlotte)
	Guillermo Diaz, Miami (52)
2005	
First Round	Yaroslav Korolev, CSKA Moscow (Russia) (12)
Second Round	Daniel Ewing, Duke (32)
2004	
First Round	Shaun Livingston, Peoria High School (IL) (4)
Second Round	Lionel Chalmers, Xavier (33)
2003	
First Round	Chris Kaman, Central Michigan (6)
Second Round	Sofoklis Schortsanitis, Iraklis (Greece) (34)
2002	
First Round	Chris Wilcox, Maryland (8) (from Atlanta)
	Melvin Ely, Fresno State (12)
Second Round	Mario Kasun, Opel Skyliners (Germany) (41)
2001	
First Round	Tyson Chandler, Dominguez H.S. (CA) (2)
2000	
First Round	Darius Miles, East St. Louis H.S. (IL) (3);
	Quentin Richardson, DePaul (18) (from Toronto via Atl., Phil. and N.Y.)
Second Round	Marko Jaric, Fortitudo Bologna (Italy) (30)
1999	
First Round	**Lamar Odom, Rhode Island (4)**
Second Round	Rico Hill, Illinois State (31)
1998	
First Round	Michael Olowokandi, Pacific (1); Brian Skinner, Baylor (22) (from Miami)
1997	
First Round	Maurice Taylor, Michigan (14)
1996	
First Round	Lorenzen Wright, Memphis (7)
Second Round	Doron Sheffer, Connecticut (36)
1995	
First Round	Antonio McDyess, Alabama (2)
Second Round	Constantin Popa, Miami (53) (from New York)
1994	
First Round	Lamond Murray, California (7); Greg Minor, Louisville (25) (from Atlanta)
1993	
First Round	Terry Dehere, Seton Hall (13)
Second Round	Leonard White, Southern (53) (from New York)
1992	
First Round	Randy Woods, LaSalle (16), Elmore Spencer, UNLV (25) (from Cleveland)
1991	
First Round	LeRon Ellis, Syracuse (22) (from Phoenix via Seattle)
Second Round	Elliot Perry, Memphis State (37); Joe Wylie, Miami (Fla) (38) (from Cleveland)

ALL-TIME DRAFT CHOICES

1990

First Round	Bo Kimble, Loyola Marymount (8); Loy Vaught, Michigan (13) (from Cleveland)

1989

First Round	Danny Ferry, Duke (2)
Second Round	Jeff Martin, Murray State (31); Jay Edwards, Indiana (33) (from Sacramento)

1988

First Round	Danny Manning, Kansas (1); Hersey Hawkins, Bradley (6) (from Sacramento)
Second Round	Tom Garrick, Rhode Island (45) (from Portland)
Third Round	Rob Lock, Kentucky (51)

1987

First Round	Reggie Williams, Georgetown (4); Joe Wolf, North Carolina (13) (from Houston); Ken Norman, Illinois (19) (from Detroit)
Second Round	Norris Coleman, Kansas State (38) (from Utah)
Third Round	Tim McCalister, Oklahoma (47)
Fifth Round	Chad Kessler, Georgia (93)
Sixth Round	Martin Nessley, Duke (116)
Seventh Round	Henry Carr, Wichita State (139)

1986

Third Round	Dwayne Polee, Pepperdine (54)
Fourth Round	John Brownlee, Texas (78)
Fifth Round	Steffond Johnson, San Diego State (100)
Sixth Round	Tim Kempton, Notre Dame (124)
Seventh Round	Johnny Brown, New Mexico (146)

1985

First Round	Benoit Benjamin, Creighton (3)
Third Round	Anicet Lavodrama, Houston Baptist (52)
Fourth Round	Jim Deines, Arizona State (74)
Fifth Round	Wayne Carlander, USC (99)
Sixth Round	Malcolm Thomas, Missouri (121)
Seventh Round	Gary Maloncon, UCLA (143)

1984

First Round	Lancaster Gordon, Louisville (8) (from Golden State); Michael Cage, San Diego State (14) (from Seattle)
Fourth Round	Marc Glass, Montana (75)
Fifth Round	Alonza Allen, Southwestern Louisiana (98)
Sixth Round	Phillip Haynes, Memphis State (121)
Seventh Round	David Brantley, Oregon (144)
Eighth Round	Jim McLoughlin, Temple (167)
Ninth Round	Dave Schultz, Westmont (189)
Tenth Round	Dick Mumma, Penn State (211)

SAN DIEGO CLIPPERS

1983

First Round	Byron Scott, Arizona State (4)
Fifth Round	Manute Bol, Sudan (97)
Seventh Round	Dan Evans, Oregon State (143)
Eighth Round	Mark Gannon, Iowa (166)
Ninth Round	David Maxwell, Fordham (188)
Tenth Round	Keith Smith, San Diego State (209)

1982

First Round	Terry Cummings, DePaul (2)
Second Round	Richard Anderson, California-Santa Barbara (32) (from Detroit)
Third Round	Craig Hodges, Long Beach State (48)
Fourth Round	Darius Clemons, Loyola (Ill) (71)
Fifth Round	Gary Carter, Tennessee (94)
Sixth Round	Eric Marbury, Georgia (117)
Seventh Round	Ed Hughes, Colorado State (140)
Eighth Round	Jacques Tuz, Colorado (163)
Ninth Round	John Hegwood, San Francisco (186)
Tenth Round	Daryl Stovall, Creighton (207)

1981

First Round	Tom Chambers, Utah (8)
Third Round	Jim Smith, Ohio State (54)
Fourth Round	Lee Raker, Virginia (77)
Fifth Round	Dennis Isbell, Memphis State (100)
Sixth Round	Mike Pepper, North Carolina (123)
Seventh Round	Randy Johnson, Southern Colorado (146)
Eighth Round	Todd Haynes, Davidson (168)
Ninth Round	Art Jones, North Carolina State (190)
Tenth Round	Tony Gwynn, San Diego State (210)

ALL-TIME DRAFT CHOICES

1980

First Round	Michael Brooks, La Salle (9) (from Cleveland)
Fourth Round	Ed Odom, Oklahoma State (76)
Fifth Round	Wally Rank, San Jose State (99)
Sixth Round	Londale Theus, Santa Clara (122)
Seventh Round	Paul Anderson, Southern California College (145)

1979

Third Round	Tom Channel, Boston University (55)
Fourth Round	Lionel Garrett, Southern (77)
Fifth Round	Greg Joyner, Middle Tennessee State (99)
Sixth Round	Bob Bender, Duke (119)
Seventh Round	Jene Grey, LeMoyne (139)
Eighth Round	Renaldo Lawrence, Appalachian State (158)
Ninth Round	Mike Dodd, San Diego State (176)
Tenth Round	Greg Hunter, Loyola Marymount (194)

1978

Second Round	Jerome Whitehead, Marquette (41) (from Phoenix)
Third Round	Mike Santos, Utah State (48) (from Indiana); Ricky Gallon, Louisville (51) (from Detroit); Marvin Delph, Arkansas (65) (from Philadelphia)
Fourth Round	Jim Boylan, Marquette (68); Larry Harris, Pittsburgh (73); Leroy McDonald, Wake Forest (76)
Fifth Round	David Thompson, Florida State (90)
Sixth Round	Bob Misevicius, Providence (112)
Seventh Round	Stan Pietkiewicz, Auburn (133)
Eighth Round	Felton Young, Jacksonville (154)
Ninth Round	Bobby White, Centenary (172)

BUFFALO BRAVES

1977

Second Round	Larry Johnson, Kentucky (24)
Fourth Round	Melvin Watkins, UNC-Charlotte (68)
Fifth Round	Mike Hanley, Niagara (90)
Sixth Round	Curvan Lewis, Virginia Union (112)
Seventh Round	Mike Jackson, Tennessee (133)
Eighth Round	Emery Sammons, Philadelphia Textile (153)

1976 ABA Dispersal Draft

From Kentucky Colonels	William "Bird" Averitt

1976

First Round	Adrian Dantley, Notre Dame (6)
Third Round	Gary Brewster, Texas-El Paso (48)
Sixth Round	Danny Odums, Fairfield (100)
Seventh Round	Frank Jones, Tennessee Tech (118)
Eighth Round	Mark McAndrew, Providence (136)
Ninth Round	Bob Rozyczko, St. Bonaventure (153)
Tenth Round	Tim Stokes, Canisius (169)

1975

Third Round	George Bucci, Manhattan (52)
Fourth Round	Bob Fleischer, Duke (70)
Fifth Round	Sam Berry, Armstrong State (88)
Sixth Round	Larry Jackson, UNC-Charlotte, (106)
Seventh Round	Mike Franklin, Cincinnati (124)
Eighth Round	Allen Jones, Pepperdine (142)
Ninth Round	George Rautins, Niagara (158)
Tenth Round	Art Allen, Pepperdine (172)

1974

First Round	Tom McMillen, Maryland (9)
Third Round	Kim Hughes, Wisconsin (45)
Fourth Round	Bernie Harris, Virginia Commonwealth (63)
Fifth Round	Tony Byers, Wake Forest (81)
Sixth Round	Gary Link, Missouri (99)
Seventh Round	Tommy Curtis, UCLA (117)
Eighth Round	Glenn Price, St. Bonaventure (135)
Ninth Round	John Falconi, Davidson (153)
Tenth Round	Andy Rimol, Princeton (170)

1973

First Round	Ernie DiGregorio, Providence (3)
Third Round	Ken Charles, Fordham (38)
Fourth Round	Doug Little, Oregon (54)
Fifth Round	Randy Knoll, Marshall (72)
Sixth Round	Mike Macaluso, Canisius (88)

Seventh Round	Tim Bassett, Georgia (106)
Eighth Round	Carl Jackson, St Bonaventure (122)
Ninth Round	Bob Fullerton, Xavier (OH) (140)
Tenth Round	Nick Connor, Illinois (153)
Eleventh Round	Mike Lee, Syracuse (168)
Twelfth Round	Aaron Covington, Canisius (176)
Thirteenth Round	Bob Vartanian, Buffalo (184)
Fourteenth Round	Ron Gilliam, Brockport St. (190)
Fifteenth Round	John Fraley, Georgia (195)
Sixteenth Round	John Green, Oregon (200)
Seventeenth Round	James Garvin, Boston U. (204)
Eighteenth Round	Don Johnston, North Carolina (207)
Nineteenth Round	Ron Thornson, British Columbia (209)
Twentieth Round	Phil Tollestrop, Brigham Young (211)

1972

First Round	Bob McAdoo, North Carolina (2)
Second Round	Harold Fox, Jacksonville (15)
Third Round	Bob Morse, Pennsylvania (32)
Fourth Round	George Bryant, Eastern Kentucky St. (49)
Fifth Round	Arnie Berman, Brown (65)
Sixth Round	Ed Czernota, Sacred Heart (82)
Seventh Round	Greg Kohls, Syracuse (99)
Eighth Round	Andy Denny, South Alabama St. (115)
Ninth Round	John Collins, Brockport St. (131)
Eleventh Round	Jim Prokell, Edinboro St. (158)
Twelfth Round	Frank Dewitt, Virginia (167)
Thirteenth Round	Kim Huband, North Carolina (176)
Fourteenth Round	Greg Corson, North Carolina (182)
Fifteenth Round	Paul Hoffman, St. Bonaventure (189)
Sixteenth Round	Norman Bounds, Brockport St. (194)

1971

First Round	Elmore Smith, Kentucky St. (3)
Second Round	Fred Hilton, Grambling (19); Amos Thomas, Southwest Oklahoma St. (26); Spencer Haywood, Detroit (30) (from Philadelphia)
Fourth Round	Jim O'Brien, Boston College (53)
Fifth Round	Garry Nelson, Duquesne (70)
Sixth Round	Glen Summors, Gannon (87)
Seventh Round	Randy Smith, Buffalo St. (104)
Eighth Round	Craig Love, Ohio (121)
Ninth Round	Gary Stewart, Canisius (138)
Tenth Round	Don Ward, Colgate (154)
Eleventh Round	Bill Warner, Arizona (170)
Twelfth Round	Butch Webster, LSU-New Orleans (184)
Thirteenth Round	Pete Smith, Valdosta St. (197)
Fourteenth Round	Ray Lavender, Drury (209)
Fifteenth Round	William Chatmon, Baylor (218)
Sixteenth Round	James Douglas, Memphis State (226)
Seventeenth Round	Nelson Isley, LSU (230)
Eighteenth Round	Joey Meyer, DePaul (233)

1970

First Round	John Hummer, Princeton (15)
Second Round	Cornell Warner, Jackson State (24)
Third Round	Chip Case, Virginia (43)
Fourth Round	Erwin Polnick, Stephen F. Austin (58)
Fifth Round	Robert Moore, Central State (Ohio) (77)
Sixth Round	Doug Hess, Toledo (92)
Seventh Round	Cliff Shegogg, Colorado State (111)
Eighth Round	Larry Woods, West Virginia (126)
Ninth Round	Larry Duckworth, Henderson St. (145)
Tenth Round	Joe Taylor, Dillard (160)
Eleventh Round	Dick Walker, Wake Forest (177)

1970 Expansion Draft

Emmette Bryant, Boston Celtics
Fred Crawford, Milwaukee Bucks
Dick Garrett, L.A. Lakers
Herm Gilliam, Cincinnati Royals
Bill Hosket, New York Knicks
Bailey Howell, Boston Celtics
Paul Long, Detroit Pistons
Mike Lynn, L.A. Lakers
Don May, New York Knicks
Ray Scott, Baltimore Bullets
George Wilson, Philadelphia 76ers

THE BEST WAY TO DRIVE TO THE HOOP.









The Southern California Ford Dealers are proud to be a part of Clipper Nation Transportation.

Ford

scforddealers.com

Back to Index

PRESEASON RESULTS

ALL-TIME PRESEASON RECORD (96-122, .440)

DATE	OPPONENT	SITE	RESULTS (1-1)	
12/19/11	at Lakers	Los Angeles, CA	W	114-95
12/21/11	vs. Lakers	Los Angeles, CA	L	108-103

DATE	OPPONENT	SITE	RESULTS (5-3)	
10/5/10	at Portland	Portland, OR	L	86-115
10/7/10	at Sacramento	Sacramento, CA	W	120-88
10/8/10	at Golden State	Oakland, CA	L	87-127
10/12/10	vs. San Antonio	Los Angeles, CA	W	100-99
10/14/10	vs. Denver	Los Angeles, CA	W	100-95
10/16/10	vs. Utah	Los Angeles, CA	W	103-91
10/17/10	vs. Denver	Denver, CO	L	104-108
10/19/10	vs. Sacramento	Los Angeles, CA	W	96-94

DATE	OPPONENT	SITE	RESULTS (6-2)	
10/4/09	at Golden State	Oakland, CA	L	101-108
10/9/09	vs. Portland	Los Angeles, CA	W	97-85
10/12/09	vs. Golden State	Los Angeles, CA	W	124-117
10/14/09	at San Antonio	San Antonio, TX	W	93-90
10/17/09	vs. Utah	Los Angeles, CA	W	103-96
10/18/09	at L.A. Lakers	Los Angeles, CA	L	108-114
10/20/09	vs. Maccabi Tel Aviv	Los Angeles, CA	W	108-96
10/23/09	vs. New Orleans	Los Angeles, CA	W	91-88

DATE	OPPONENT	SITE	RESULTS (4-4)	
10/9/08	at Lakers	Fresno, CA	W	107-80
10/14/08	at Oklahoma City	Oklahoma City, OK	W	90-88
10/15/08	at Sacramento	Stockton, CA	W	116-112
10/18/08	vs. Toronto	Los Angeles, CA	L	89-93
10/19/08	vs. Regal FC	Los Angeles, CA	W	114-109
10/21/08	vs. Phoenix	Los Angeles, CA	L	69-86
10/22/08	vs. Portland	Los Angeles, CA	L	75-87
10/24/08	vs. Denver	Los Angeles, CA	L	92-106

DATE	OPPONENT	SITE	RESULTS (4-4)	
10/9/07	at Denver	Denver, CO	L	107-119
10/10/07	at Portland	Portland, OR	L	102-111
10/14/07	at Golden State	Oakland, CA	W	99-89
10/18/07	Phoenix	Los Angeles, CA	L	97-118
10/20/07	Phoenix	Los Angeles, CA	W	110-103
10/21/07	at L.A. Lakers	Los Angeles CA	W	112-96
10/24/07	Sacramento	Los Angeles, CA	W	92-90
10/26/07	Golden State	Los Angeles, CA	L	103-109

DATE	OPPONENT	SITE	RESULTS (5-3)	
10/6/06	at BC Khimki (Russia)	Moscow, Russia	W	98-91
10/7/06	at CSKA Moscow (Russia)	Moscow, Russia	L	75-94
10/17/06	at Phoenix	Phoenix, AZ	W	107-96
10/19/06	at L.A. Lakers	Los Angeles, CA	W	91-90
10/20/06	Golden State	Los Angeles, CA	L	106-116
10/21/06	Seattle	Los Angeles, CA	W	86-82
10/25/06	Portland	Los Angeles, CA	W	97-89
10/27/06	Denver	Los Angeles, CA	L	86-112

DATE	OPPONENT	SITE	RESULTS (6-2)	
10/12/05	Dallas	Los Angeles, CA	W	95-80
10/14/05	Sacramento	Los Angeles, CA	L	84-90
10/15/05	at Phoenix	Phoenix, AZ	W	90-87
10/18/05	at Portland	Portland, OR	W	99-85
10/19/05	at Seattle	Seattle, WA	L	93-99
10/23/05	at Dallas	Dallas, TX	W	99-80
10/24/05	at Golden State	Missoula, MT	W	112-82
10/27/05	Seattle	Los Angeles, CA	W	94-92

DATE	OPPONENT	SITE	RESULTS (2-6)	
10/13/04	at Phoenix	Phoenix, AZ	L	83-105
10/16/04	at New Orleans	Lafayette, LA	L	95-105
10/19/04	Golden State	Los Angeles, CA	W	96-81
10/21/04	Denver	Los Angeles, CA	L	88-100
10/22/04	at Lakers	Los Angeles, CA	L	102-113
10/24/04	New Orleans	Los Angeles, CA	W	97-93
10/27/04	at Golden State	Oakland, CA	L	78-92
10/28/04	Phoenix	Los Angeles, CA	L	88-109

DATE	OPPONENT	SITE	RESULTS (4-4)	
10/07/03	at Sacramento	Sacramento, CA	L	82-101
10/10/03	Portland	Los Angeles, CA	L	85-88
10/14/03	Dallas	Los Angeles, CA	W	128-107
10/16/03	Phoenix	Los Angeles, CA	L	93-96
10/17/03	Cleveland	Los Angeles, CA	W	95-90
10/19/03	at Golden State	Oakland, CA	L	69-93
10/23/03	at Lakers	Anaheim, CA	W	107-101
10/24/03	Golden State	Los Angeles, CA	W	97-89 (OT)

DATE	OPPONENT	SITE	RESULTS (3-5)	
10/08/02	at Lakers	Bakersfield, CA	W	101-99
10/10/02	at Portland	Portland, OR	L	99-75
10/11/02	Seattle	Los Angeles, CA	W	119-116 (OT)
10/13/02	Memphis	Los Angeles, CA	W	106-96
10/16/02	at Milwaukee	Milwaukee, WI	L	98-76
10/18/02	at Chicago	Chicago, IL	L	98-91
10/19/02	at Detroit	Detroit, MI	L	83-79
10/23/02	Milwaukee	Los Angeles, CA	L	115-107

DATE	OPPONENT	SITE	RESULTS (5-2)	
10/10/01	at Seattle	Seattle, WA	L	85-96
10/14/01	at Memphis	Memphis, TN	L	113-121
10/16/01	Cleveland	St. Louis, MO	W	105-91
10/17/01	at Chicago	Chicago, IL	W	110-102
10/19/01	at Dallas	Dallas, TX	W	101-99
10/21/01	Orlando	Tampa, FL	W	105-97
10/23/01	Phoenix	Los Angeles, CA	W	105-97

DATE	OPPONENT	SITE	RESULTS (4-4)	
10/11/00	at Phoenix	Phoenix, AZ	W	77-68
10/12/00	at Portland	Portland, OR	L	84-92
10/14/00	Vancouver	Los Angeles, CA	W	86-78
10/17/00	Portland	Los Angeles, CA	W	90-83
10/19/00	at Denver	Denver, CO	L	89-99
10/20/00	at Indiana	Indianapolis, IN	W	96-83
10/22/00	at Indiana	Evansville, IN	L	82-86
10/27/00	Seattle	Los Angeles, CA	L	99-109

DATE	OPPONENT	SITE	RESULTS (5-3)	
10/12/99	at Golden State	San Jose, CA	L	98-102 (OT)
10/15/99	at Toronto	Toronto, ONT	W	112-102
10/16/99	at Chicago	Chicago, IL	W	93-72
10/19/99	at Phoenix	Phoenix, AZ	L	96-103
10/22/99	at Vancouver	Vancouver, BC	W	104-94
10/24/99	at Seattle	Spokane, WA	W	104-93
10/27/99	Milwaukee	Los Angeles, CA	L	96-109
10/29/99	Golden State	Los Angeles, CA	W	118-108

DATE	OPPONENT	SITE	RESULTS (0-2)	
1/29/99	at L.A. Lakers	Inglewood, CA	L	76-107
1/30/99	L.A. Lakers	Los Angeles, CA	L	77-91

DATE	OPPONENT	SITE	RESULTS (2-5)	
10/11/97	Vancouver	Anaheim, CA	W	98-94
10/13/97	at Portland	Portland, OR	L	87-91
10/14/97	at Sacramento	Sacramento, CA	L	92-103
10/16/97	at Milwaukee	LaCrosse, WI	L	97-109
10/17/97	at L.A. Lakers	St. Louis, MO	L	85-116
10/21/97	Atlanta	Los Angeles, CA	W	90-79
10/24/97	Portland	Los Angeles, CA	L	85-97

DATE	OPPONENT	SITE	RESULTS (2-6)	
10/11/96	at Detroit	Detroit, MI	L	74-86
10/13/96	at Atlanta	State College, PA	W	84-82
10/15/96	at Orlando	Orlando, FL	L	91-96
10/16/96	at Atlanta	Montgomery, AL	L	60-95
10/19/96	Sacramento	Los Angeles, CA	L	94-98
10/22/96	Philadelphia	Anaheim, CA	L	93-103
10/24/96	at Vancouver	Vancouver, BC	W	97-87
10/25/96	Denver	Los Angeles, CA	L	84-113

DATE	OPPONENT	SITE	RESULTS (4-4)	
10/13/95	Orlando	Anaheim, CA	L	103-108
10/15/95	Sacramento	Los Angeles, CA	W	120-74

PRESEASON RESULTS

10/18/95	Dallas	Louisville, KY	W	112-91
10/21/95	at Orlando	Orlando, FL	L	97-106
10/25/95	Phoenix	Anaheim, CA	L	106-114
10/27/95	at Chicago	Lincoln, NE	W	104-101
10/28/95	at Chicago	Chicago, IL	L	94-116
10/29/95	at Phoenix	Tucson, AZ	W	103-95

DATE	OPPONENT	SITE	RESULTS (3-5)	
10/14/94	at Orlando	Orlando, FL	L	82-105
10/15/94	at Atlanta	Atlanta, GA	W	106-84
10/18/94	L.A. Lakers	Anaheim, CA	L	104-120
10/19/94	Denver	Los Angeles, CA	L	90-96
10/22/94	at Sacramento	Davis, CA	W	114-109
10/26/94	Atlanta	Los Angeles, CA	W	101-98
10/28/94	Seattle	Mexico City, MX	L	105-133
10/29/94	at Houston	Mexico City, MX	L	103-111

DATE	OPPONENT	SITE	RESULTS (5-3)	
10/16/93	Golden State	Anaheim, CA	W	132-117
10/17/93	Milwaukee	Los Angeles, CA	W	105-102
10/20/93	at L.A. Lakers	Las Vegas, NV	L	99-119
10/21/93	Indiana	Los Angeles, CA	W	106-97
10/26/93	at Indiana	Indianapolis, IN	W	102-100
10/27/93	at Chicago	Chicago, IL	W	99-90
10/29/93	at Dallas	Dallas, TX	L	75-91
10/30/93	at San Antonio	San Antonio, TX	L	97-100

DATE	OPPONENT	SITE	RESULTS (3-4)	
10/17/92	at Cleveland	Cleveland, OH	W	109-93
10/18/92	at Milwaukee	Green Bay, WI	W	111-105
10/20/92	Cleveland	Los Angeles, CA	L	105-121
10/23/92	Philadelphia	Los Angeles, CA	W	121-100
10/30/92	at Dallas	Dallas, TX	L	95-107
10/31/92	at San Antonio	San Antonio, TX	L	116-119 (OT)
11/02/92	at Golden State	Reno, NV	L	116-122

DATE	OPPONENT	SITE	RESULTS (4-4)	
10/11/91	at Chicago	Chicago, IL	W	118-109
10/12/91	at Philadelphia	Peoria, IL	L	110-125
10/15/91	Denver	Pittsburgh, PA	L	111-119
10/16/91	at Atlanta	Atlanta, GA	W	113-109
10/18/91	Golden State	Los Angeles, CA	L	112-139
10/24/91	Maccabi Tel-Aviv	San Diego, CA	W	146-112
10/25/91	San Antonio	Los Angeles, CA	L	118-125
10/27/91	Maccabi Tel-Aviv	Los Angeles, CA	W	98-93

DATE	OPPONENT	SITE	RESULTS (2-4)	
10/12/90	at Detroit	Lincoln, NE	L	95-110
10/13/90	at Detroit	St. Louis, MO	L	111-118
10/14/90	at Washington	Richmond, VA	W	115-99
10/16/90	at Miami	Miami, FL	W	118-108
10/19/90	Houston	Los Angeles, CA	L	92-94
10/29/90	at Golden State	San Jose, CA	L	114-141

DATE	OPPONENT	SITE	RESULTS (3-4)	
10/12/89	Seattle	San Diego, CA	W	125-117
10/14/89	at Portland	Medford, OR	L	107-111
10/15/89	at Portland	Coos Bay, OR	L	93-105
10/19/89	Philadelphia	Los Angeles, CA	L	114-117
10/20/89	at Sacramento	Chico, CA	L	91-95
10/22/89	at Sacramento	Redding, CA	W	112-107
10/27/89	Golden State	Los Angeles, CA	W	137-128

DATE	OPPONENT	SITE	RESULTS (5-2)	
10/14/88	at Sacramento	Stockton, CA	W	125-115
10/17/88	Sacramento	Irvine, CA	L	111-114
10/18/88	at Golden State	Santa Clara, CA	W	111-101
10/20/88	New Jersey	Lawrence, KS	W	118-110
10/26/88	Seattle	Los Angeles, CA	W	117-108
10/28/88	at Seattle	Spokane, WA	L	91-125
11/01/88	at Detroit	Springfield, MA	W	110-104

DATE	OPPONENT	SITE	RESULTS (2-6)	
10/14/87	at Utah	Cedar City, UT	L	85-123
10/15/87	at Golden State	Santa Barbara, CA	W	107-91
10/17/87	Golden State	Los Angeles, CA	W	104-103
10/18/87	at Sacramento	Marysville, CA	L	105-122
10/22/87	at Sacramento	Bakersfield, CA	L	120-125
10/27/87	at Atlanta	Memphis, TN	L	91-110
10/29/87	at Atlanta	Huntington, WV	L	81-107
11/01/87	at Seattle	Bellingham, WA	L	103-144

DATE	OPPONENT	SITE	RESULTS (0-6)	
10/11/86	Golden State	Pomona, CA	L	112-119
10/16/86	Detroit	Los Angeles, CA	L	104-124
10/18/86	Seattle	Carson, CA	L	119-132
10/20/86	Sacramento	Fullerton, CA	L	91-112
10/21/86	at Golden State	Fresno, CA	L	105-107
10/26/86	Phoenix	Bakersfield, CA	L	91-119

DATE	OPPONENT	SITE	RESULTS (3-5)	
10/02/85	Seattle	Bakersfield, CA	W	104-98
10/05/85	Golden State	Santa Ana, CA	L	105-118
10/06/85	Portland	Pomona, CA	L	113-114
10/09/85	Sacramento	Yuba City, CA	L	125-132
10/10/85	at Sacramento	Redding, CA	W	114-109
10/14/85	L.A. Lakers	Los Angeles, CA	L	120-129
10/17/85	at Golden State	Salinas, CA	W	131-127
10/19/85	at Portland	Portland, OR	L	89-139

DATE	OPPONENT	SITE	RESULTS (4-4)	
10/05/84	Denver	Los Angeles, CA	W	117-112
10/06/84	Golden State	Pomona, CA	W	104-98
10/08/84	at L.A. Lakers	Inglewood, CA	L	91-123
10/12/84	at L.A. Lakers	Anchorage, AK	L	96-121
10/14/84	L.A. Lakers	Anchorage, AK	W	112-106
10/15/84	at Portland	Eugene, OR	L	97-105
10/18/84	Portland	Los Angeles, CA	L	106-109
10/20/84	at Dallas	Fort Worth, TX	W	98-95

DATE	OPPONENT	SITE	RESULTS (3-5)	
10/09/83	Utah	San Diego, CA	L	106-114
10/11/83	Golden State	N/A	W	105-103
10/12/83	at Utah	Ogden, UT	L	106-109
10/13/83	Golden State	N/A	L	91-98
10/17/83	at Denver	Reno, NV	W	133-128
10/18/83	at San Antonio	San Antonio, TX	L	104-143
10/20/83	at Dallas	Fort Worth, TX	W	114-107
10/22/83	Dallas	San Diego, CA	L	118-122

DATE	OPPONENT	SITE	RESULTS (0-2)	
10/15/82	Phoenix	San Diego, CA	L	87-95
10/25/82	Dallas	San Diego, CA	L	118-127

DATE	OPPONENT	SITE	RESULTS (1-3)	
10/09/81	at Denver	Phoenix, AZ	L	123-135
10/15/81	Golden State	Boulder, CA	W	118-114
10/17/81	at Denver	Oakland, CA	L	125-145
10/23/81	Phoenix	San Diego, CA	L	106-109

DATE	OPPONENT	SITE	RESULTS (4-3)	
9/20/80	L.A. Lakers	San Diego, CA	L	99-108
9/26/80	at L.A. Lakers	Inglewood, CA	L	101-109
9/28/80	Denver	Oakland, CA	W	106-104
10/01/80	at Phoenix	Phoenix, AZ	L	92-119
10/03/80	Phoenix	San Diego, CA	W	92-86
10/05/80	Utah	Calgary, ALB	W	105-95
10/06/80	Utah	Edmonton, ALB	W	92-87

DATE	OPPONENT	SITE	RESULTS (2-6)	
9/23/79	Golden State	San Diego, CA	L	102-105
9/25/79	at Seattle	Spokane, WA	L	104-108
9/27/79	L.A. Lakers	N/A	W	104-95
9/28/79	L.A. Lakers	San Diego, CA	L	102-113
9/30/79	at L.A. Lakers	Inglewood, CA	L	93-104
10/02/79	Seattle	Portland, OR	W	106-103
10/03/79	Portland	Seattle, WA	L	94-103
10/04/79	Seattle	N/A	L	114-116

DATE	OPPONENT	SITE	RESULTS (0-2)	
9/29/78	Milwaukee	San Diego, CA	L	112-122
10/06/78	at Golden State	Oakland, CA	L	92-100

THIS DATE IN FRANCHISE HISTORY

OCTOBER

10/10/83: The Clippers surrender the rights to Byron Scott to the Lakers in exchange for the Clippers' third all-time leading assist man, Norm Nixon.

10/12/78: The Clippers acquire future NBA All-Star Lloyd Free from Philadelphia.

10/17/78: The franchise logs its first win in Clippers uniforms when San Diego beats Chicago 99-94.

10/24/78: In the first-ever meeting between the two California rivals-to-be, the Clippers beat the Lakers 124-123 before 11,837 in San Diego.

10/27/11: Clippers first round pick Blake Griffin makes his NBA debut and records 20 points and 14 rebounds, the fourth-highest scoring debut of any Clippers rookie.

10/27/11: Head coach Vinny Del Negro coaches his first game as a member of the Clippers, as Los Angeles loses 98-88 to the Portland Trail Blazers.

10/27/84: In their first-ever game as the Los Angeles Clippers, L.A. beats the Jazz 103-94.

10/29/82: Bill Walton, a Stanford law student at the time, returns to the team after 2-1/2 years on the injured list to score 20 points and grab 9 rebounds vs. Phoenix.

NOVEMBER

11/3/82: Randy Smith plays in his 845th consecutive game, passing Johnny Kerr as then NBA's All-Time Iron Man.

11/4/94: In their first-ever regular season game outside of North America, L.A. opens the 1994-95 season in Yokohama, Japan against the Trail Blazers.

11/5/91: The Clippers beat the Lakers 114-109 in overtime, for their first win at the Forum since the City-Series was born in 1984.

11/6/91: Glenn "Doc" Rivers sets a franchise single-game record with 9 steals against Phoenix.

11/8/02: When Eric Piatkowski took the floor in New Jersey for his 559th career game, he became the Clipper's all-time games played leader, passing Loy Vaught (1990-98). In addition to playing in more games in a Clippers uniform than any other player, Piatkowski is also the club's all-time leader in three-pointers made, attempted and three-point percentage.

11/11/92: "Voice of the Clippers" Ralph Lawler announces his 1,000th Clipper game.

11/13/85: Star guard Derek Smith goes down with a knee injury in the ninth game of the season. He was among the league leaders at 27 ppg, but would play only two more games for the Clippers in an injury-shortened career.

11/13/05: Elton Brand scored 32 points and had 11 rebounds at Philadelphia to post his 182nd points/rebounds double-double to take sole possession of first place on the Clippers all-time list for career double-doubles, surpassing Loy Vaught (181).

11/16/89: The Clippers acquire Ron Harper, two first-rounders and one second-rounder from Cleveland for Reggie Williams and the rights to Danny Ferry.

11/20/79: Gene Shue scores his 500th career NBA coaching win when the Clippers defeat the Suns 117-110 in San Diego.

11/22/06: The Clippers franchise best six game home winning streak to start the season comes to an end with an 85-95 loss to the Seattle Super Sonics.

11/23/94: Lamond Murray scores 21 points in the fourth quarter against Phoenix, the most points ever scored in a quarter by a Clippers rookie.

11/29/89: Danny Manning returns after missing 67 games due to an ACL injury to score 21 points in 20 minutes against the Bucks at the Sports Arena.

DECEMBER

12/1/90: Charles Smith ties a single-game franchise record by scoring 52 points in a 137-121 win over the Nuggets.

12/2/01: Quentin Richardson's franchise-record streak of ten straight three-pointers comes to an end. The streak runs over three games (11/28, 11/30, 12/2).

12/6/99: Derek Anderson records a triple-double (16p, 10r, 10a) against Miami, giving him the first Clipper triple-double since Pooh Richardson posted a triple-double on 3/25/95.

12/7/07: Former Clippers head coach Mike Dunleavy won his 159th game at the helm of the Clippers, as Los Angeles defeated the Kings 97-87 in Sacramento, becoming the franchise leader in all-time victories, surpassing Dr. Jack Ramsay (1972-76).

12/9/76: The Buffalo Braves trade three-time NBA scoring champion Bob McAdoo and Tom McMillen to the Knicks for John Gianelli and cash.

12/11/07: The Clippers snapped an eight-game losing streak in New Jersey, defeating the Nets 91-82 behind 18 points from Chris Kaman and Tim Thomas. It was the Clippers first win in New Jersey since 1/15/08.

12/14/79: Swen Nater sets a franchise single-game record with 32 rebounds vs. Denver.

12/14/11: The Clippers acquire All-Star point guard Chris Paul in a trade with the New Orleans in exchange for Chris Kaman, Eric Gordon, Al-Farouq Aminu and a draft pick.

12/15/91: The Clippers down the Magic 119-104 to set a franchise record with eight straight wins.

12/17/96: As part of the NBA at 50 Celebration, former head coach Bill Fitch is named one of the Top Ten Coaches in NBA History.

12/23/05: Elton Brand had 38 points and 20 rebounds while Chris Kaman had 22 points along with 22 rebounds to lead the Clippers to a 97-88 victory at Charlotte becoming the first teammates to record a 30-point, 20-rebound performance along with a 20-point, 20-rebound performance in the same game since December 8, 1970, when Willis Reed (37 points, 23 rebounds) and Dave DeBusschere (22 points, 20 rebounds) combined to accomplish the feat for the New York Knicks. In addition, Brand and Kaman became the first teammates to produce at least 20 points and 20 rebounds in the same game in franchise history.

12/26/87: Michael Cage establishes a franchise record with 14 offensive rebounds vs. Boston.

12/30/92: The first time the Clippers beat the Celtics in L.A., the club blocks a then franchise-record 16 shots in a 105-99 win.

JANUARY

1/1/74: Ernie DiGregorio sets a franchise record with 25 assists at Portland.

1/4/89: Rookie Danny Manning goes down for the remainder of the season with a knee injury in the first quarter of a game at Milwaukee.

1/4/97: For the first time since 11/6/86, a streak of 20 games, the Clippers put away the Rockets at the Summit 95-91.

1/12/10: Baron Davis became just the second player since the NBA began keeping the steals statistic (1973-74) to record a triple-double in a regulation game with at least 27 points, 12 rebounds, 12 assists and five or more steals when he put up those numbers on January 12, 2010 at Memphis. Fat Lever was the other player to accomplish this feat when he recorded 31 points, 16 rebounds, 12 assists and six steals at Chicago on January 7, 1988.

THIS DATE IN FRANCHISE HISTORY

1/13/79: Lloyd Free establishes a franchise record by making 22 free throws vs. the Hawks.

1/16/90: Ron Harper suffers a season-ending knee injury. The Clippers finish 14-14 in the games with Harper, 14-40 without him.

1/17/11: Blake Griffin sets a new Los Angeles Clippers rookie record for points in a game with 47 points in a 114-107 win over Indiana.

1/17/79: The Clippers beat the Lakers 119-117 to start a streak that would see them win 20 of 26.

1/18/86: The Clippers score a 131-97 victory over the Jazz. The 34-point margin is the biggest in Clipper history.

1/21/94: With the Sports Arena suffering damage due to the Northridge Earthquake, the Clippers are forced to play a "home" game at the Forum, losing to the Cleveland Cavaliers 90-106.

1/22/03: With their 96-89 road win over the Utah Jazz at the Delta Center, the Clippers snapped a 22-game, 11-season regular season drought in Salt Lake City.

1/25/95: In their final appearance at historic Boston Garden, the Clippers beat the Celtics 107-98.

1/27/04: "The Voice of the Clippers," Ralph Lawler, broadcasted his 1,500th consecutive Clipper game on January 27. The Clippers honored Lawler at halftime of their 102-92 victory over the Chicago Bulls at STAPLES Center.

1/27/94: In the first NBA regular season game played in Orange County due to damage suffered at the Sports Arena caused by the Northridge quake, 17,507 see the Clippers suffer a 101-103 loss to the Knicks.

1/30/12: Caron Butler scored his 10,000th career NBA point on a 3-pointer in a victory over Oklahoma City.

FEBRUARY

2/1/12: The Clippers snapped a 16-game losing streak in Salt Lake City with a 107-105 win over the Utah Jazz. It was the first win for the Clippers in Utah since Jan. 22, 2003.

2/2/12: Chauncey Billups played in his 1,000th career NBA game vs. Denver.

2/4/04: Quentin Richardson sets a franchise record by hitting eight three-point field goals in the Clippers 95-86 victory over the Boston Celtics at Fleet Center. Richardson hit 8 of 11 attempts from beyond the arc and scored a game-high 36 points.

2/4/84: Michael Brooks' consecutive games streak ends at 293 when he suffers a season-ending knee injury.

2/5/78: Randy Smith scores 27 points in 29 minutes to lead the East to a 133-125 win over the West in the NBA All-Star Game. Smith was named MVP.

2/5/92: Larry Brown is hired to replace Mike Schuler as head coach. The team is three games under .500 at the time, but goes 23-12 the rest of the way to qualify for the playoffs.

2/8/08: Corey Maggette equaled the Clippers franchise record for most three-pointers in a game without a miss, going 5-for-5 from three-point land in a 102-98 win over the Raptors in Toronto.

2/10/96: Rookie Brent Barry wins the NBA Slam Dunk Title during All-Star Weekend in San Antonio. Earlier that same day in the Schick Rookie Game, he tallies eight points, four assists and five steals on his way to earning two MVP votes.

2/10/02: Elton Brand scores six points and grabs 10 rebounds for the West squad in the NBA All-Star Game. Brand is the first Clippers All-Star since 1994.

2/11/97: With a 116-112 victory over the Celtics, the Clippers complete a seven-game homestand with a record of 6-1, making it the winningest homestand in franchise history.

2/13/05: Ralph Lawler broadcasts his 2,000th Clippers game at Toronto.

2/19/11: Blake Griffin wins the Sprite Slam Dunk Contest at All-Star Weekend at STAPLES Center in iconic fashion, blowing away the field by leaping over a car to win the contest.

2/19/06: In his second All-Star appearance, Elton Brand records 12 points and six rebounds in 16 minutes of action.

2/21/93: As the first Clipper All-Star since Marques Johnson (1986), Danny Manning scores 10 points (5-5 FG) in 18 minutes in the 1993 NBA All-Star Game in Salt Lake City, UT.

2/22/74: En route to his first league scoring title, Bob McAdoo of the Buffalo Braves scores 52 points vs. the Celtics.

2/24/94: The Clippers beat the trading deadline by sending Danny Manning to Atlanta in exchange for Dominique Wilkins.

2/25/98: With the team's 117-108 win over the 76ers, Bill Fitch surpasses the legendary Red Auerbach for second place on the NBA's all-time victory list.

2/25/02: Elton Brand scores 27 points and pulls down 23 rebounds in a win at Memphis and becomes the first player in Clippers history to record back-to-back 20-20 games. Two nights earlier in Indiana, Brand totaled 23 points and 21 rebounds.

2/26/11: The Voice of the Clippers, Ralph Lawler, celebrated his 2,500th Clippers' broadcast.

MARCH

3/1/06: The Clippers held the New Orleans/Oklahoma City Hornets to an all-time NBA low for points in a half, by limiting the Hornets to 16 second half points in an 89-67 victory over the Hornets at STAPLES Center. The Hornets had built a 59-49 lead with 8:03 to play in the third quarter before Los Angeles held them scoreless until the 7:22 mark of the fourth quarter, a span of 12:41. The Hornets, who shot 1-14 from the floor in the fourth quarter, made their only field goal of the quarter with 5:44 to play, a span of 14:19. The Hornets scored eight points in both the third and fourth quarters. The previous NBA-low for points in a half during the shot clock era was 19 points, a record previously shared by three teams, including the Hornets and Clippers.

3/3/07: The Clippers hold Indiana to an opponent franchise record low 64 points en route to an 87-64 win over the Pacers.

3/9/12: The Clippers defeated San Antonio 120-108, ending a 17-game losing streak in San Antonio. It was the Clippers first win in the Alamo City since Jan. 31, 2002.

3/11/80: Bill Walton injures his foot in a game against the Lakers. He would not play again for 2 1/2 years.

3/12/08: The Clippers established a new franchise record when they committed just five turnovers in a 110-88 loss in Orlando.

3/13/83: Randy Smith plays in his 906th consecutive NBA game, establishing an NBA Iron Man streak that stands for 15 years.

3/13/98: It's a record-shattering evening for the Clippers, who establish franchise marks in points (152) and FG% (.693) in a 152-120 win over the Raptors. The 152 points is also the 1998 NBA high for points scored in a game.

3/14/07: Elton Brand became the Clippers all-time franchise rebounding leader when he grabbed his fourth rebound of the game at Houston, recording rebound number 4,472 as a Clipper, surpassing Loy Vaught's total of 4,471 career boards.

3/17/91: The Clippers top the Trail Blazers 107-97 breaking a 29-game losing streak at Portland.

THIS DATE IN FRANCHISE HISTORY

3/18/79: The Clippers beat New Jersey 110-98 in San Diego to score a franchise record 11th straight win on their home court.

3/18/98: Eric Piatkowski becomes the franchise-leader in three-pointers when he hits the 263rd trey of his career at Seattle.

3/23/11: Blake Griffin records his first career triple-double in a 127-119 win over Washington with 33 points, 17 rebounds and 10 assists.

3/30/93: The Clippers beat the Lakers 101-93 at the Sports Arena to clinch the City-Series for the first time since the Clippers moved to LA in 1984.

3/31/01: With 11 points, 10 rebounds and 10 assists, Lamar Odom sets the franchise record for triple-doubles in a season, recording his fourth of the campaign in a 104-97 win over Cleveland. This also pushes Odom's career triple-double mark to seven, also a franchise record.

APRIL

4/2/12: Randy Foye tied the franchise record for most 3-pointers made in a game when he went 8-of-15 from beyond the arc in a loss to the Mavericks in Dallas.

4/4/10: Rasual Butler established a new Clippers' franchise record for three-pointers made in a season when he hit his 140th trey vs. New York surpassing Terry Dehere's 139 three-pointers in 1995-96.

4/5/11: Blake Griffin sets the Los Angeles Clippers' record for rebounds in a season, pulling down his 939th rebound of the season in a contest at Memphis. Griffin surpassed the record set by Michael Cage, who pulled down 938 rebounds during the 1987-88 season. Griffin finished with 989 rebounds on the year.

4/8/78: The Braves play their final home game in Buffalo, losing to the Knicks 107-118 at the Buffalo Memorial Auditorium.

4/14/84: In their final game in San Diego, the Clippers roll over the Jazz 146-128.

4/14/97: Clinching their first playoff birth since the 1992-93 season, the Clippers defeat the Mavericks 99-93 in Dallas.

4/15/86: Elgin Baylor is named Vice President of Basketball Operations. The Hall of Famer takes over the helm, replacing Carl Scheer.

4/16/02: A crowd of 20,264 is on hand for the season home-finale with Memphis, giving the Clippers their 25th sellout of the season, shattering the previous season's franchise-record total of 11. The sellout is the 16th straight, also a franchise record. The Clippers finish the season with a total attendance of 740,185, which far surpasses the previous season's franchise-record total of 599,448.

4/16/92: The Clippers clinch a spot in the playoffs for the first time since 1976 with a 96-93 win over the Timberwolves.

4/16/93: A second-consecutive Clipper playoff berth is clinched with a 122-115 win over Golden State.

4/16/12: The Clippers clinched their first playoff berth since 2005-06, ending the second longest active playoff drought in the NBA.

4/17/98: The Clippers announce plans to move into the state-of-the-art STAPLES Center when the building opens for the 1999-2000 season. Along with the L.A. Kings and Lakers, STAPLES Center is the first arena in the country to house three professional franchises.

4/17/02: In the season finale at Golden State, Elton Brand records a team-record 55th double-double, breaking Swen Nater's single-season mark of 54 (1980-81).

4/18/76: The Buffalo Braves score a 124-123 overtime win over the 76ers to advance to the second round of the NBA Playoffs.

4/19/00: The Clippers close out the season with a 114-106 win at Seattle. The win is the Clippers' first in Seattle since January of 1994 and their first win ever in Key Arena, snapping an 0-7 drought.

4/19/06: With an 85-71 victory in Dallas, the Clippers finish the 2005-06 regular season with a 47-34 record and won more games than any other team in Clippers' history. The Clippers 47 victories topped the previous high of 45 wins recorded by the 1991-92 team that held the previous record for victories since the franchise moved to California prior to the 1978-79 season.

4/19/06: With their season ending win in Dallas, the Clippers also finished the regular season with a 20-21 road record, to post the most road victories in a single season in franchise history. The 1974-75 Buffalo Braves held the previous high, recording a 19-22 road record on their way to the best record in franchise history (49-33).

4/21/05: Shaun Livingston named Western Conference winner of got milk? Rookie of the Month for April.

4/24/88: Michael Cage grabs 30 rebounds in the season finale vs. Seattle to win the NBA Rebounding Title.

4/28/05: Bobby Simmons is named 2004-05 NBA Most Improved Player.

4/29/12: The Clippers stormed back from a 27-point second half deficit to beat Memphis and win Game 1 of the Western Conference First Round Playoff series. The Clippers comeback from 21 points down entering the fourth quarter is tied for the largest come from behind win in playoff history.

4/30/06: Elton Brand is named the winner of the 2005-06 NBA Sportsmanship Award.

MAY

5/1/06: The Clippers seal a 4-1 first round playoff series victory against the Denver Nuggets, thanks to a 101-83 win at STAPLES Center.

5/4/11: Blake Griffin named T-Mobile NBA Rookie Of The Year.

5/4/81: Donald T. Sterling takes over ownership of the San Diego Clippers after purchasing the franchise from Irving H. Levin.

5/4/92: The Clippers extend the Utah Jazz, who finished tied with the fourth-best record in the league, to five games in the 1992 playoffs. Although L.A. led for over three quarters in the decisive fifth game, they could not stop a Utah fourth-quarter surge at the Delta Center, and lost 89-98.

5/5/99: The Clippers end an era when they play their final game at the L.A. Memorial Sports Arena, losing to the Seattle SuperSonics 105-107.

5/8/93: In a very tough, low scoring affair, Vernon Maxwell of the Houston Rockets hits a three-pointer in the final seconds of Game 5 to down the Clippers 80-84 and eliminate them from the first round of the 1993 NBA Playoffs.

5/13/08: Al Thornton was named to the T-Mobile NBA All-Rookie First Team following a break-through campaign that saw him average 12.7 points, 4.5 rebounds, 1.2 assists in 27.3 minutes in 79 games. Thornton finished his first season ranked second among rookies in scoring (12.7 ppg), fifth in minutes (27.3), eighth in rebounds (4.5 rpg), fourth in three-point field goal percentage (.331 3FG) and fourth in double-doubles (7).

5/13/12: The Clippers won the first Game 7 in franchise history, defeating Memphis 82-72 to win their first Playoff series since 2006. The Clippers became the 22nd team in NBA history to win a Game 7 on the road.

THIS DATE IN FRANCHISE HISTORY

5/17/01: Clippers' Rookie Darius Miles becomes the first high school player in NBA history to be named to the NBA Schick All-Rookie First Team.

5/17/98: On the 10th anniversary of the first time the Clippers won the NBA Draft Lottery, Elgin Baylor is lucky once again as the Clippers win the rights to draft #1 in the 1998 NBA Draft.

5/17/06: Vice President of Basketball Operations Elgin Baylor is named NBA Executive of the Year by The Sporting News.

5/19/09: The Clippers beat the odds at the NBA Lottery, leapfrogging the Sacramento Kings and the Washington Wizards to win the first overall selection in the 2009 NBA Draft. Los Angeles had a 17.7% chance of landing the top pick in the draft.

5/20/01: With only a 6.28 % chance of moving up into the top two, the Clippers defied the odds at NBA Draft Lottery 2001 by leapfrogging from the 8th pick to the 2nd overall selection in NBA Draft 2001.

5/22/06: Playing the first game seven in Clippers' postseason history, Los Angeles is eliminated from the playoffs in Phoenix. In a high-scoring series in which the Clippers averaged 113.3 points per game, Los Angeles is outscored 127-107 in the final game.

5/23/12: Chris Paul is the first player in franchise history to be named to the NBA All-Defensive First Team.

5/24/12: Chris Paul became the first Los Angeles Clippers player to be named to the All-NBA First Team. Blake Griffin was named to the All-NBA Second Team. Paul became the second player in franchise history to earn a spot on the All-NBA First Team.

JUNE

1978: John Y. Brown, owner of the Buffalo Braves, and Irving H. Levin, owner of the Boston Celtics, decide to "trade" franchises. This unprecedented maneuver brought about the eventual relocation and name-change of the San Diego Clippers before the 1978-79 season.

6/27/01: For the second consecutive season the Clippers pull off a blockbuster draft-day trade, acquiring forward Elton Brand from the Chicago Bulls in exchange for forward Brian Skinner and the draft rights to Tyson Chandler.

6/25/09: A new era in Los Angeles begins, as the Clippers select consensus collegiate player of the year, Blake Griffin, with the first overall selection in the 2009 NBA Draft. The Naismith, Wooden and AP Player of the Year averaged 22.7 points and 14.4 rebounds for the Oklahoma Sooners during the 2008-09 campaign.

6/28/88: The Clippers use the first pick in the 1988 NBA Draft to select NCAA Player of the Year Danny Manning, who led Kansas to the 1988 NCAA Title.

JULY

7/7/10: Vinny Del Negro is named head coach of the Clippers.

7/9/08: Clippers sign free agent point guard and two-time NBA All-Star Baron Davis to a multi-year contract.

7/11/03: Mike Dunleavy is named head coach, bringing an experienced leader to the Clippers bench. Dunleavy guided the Clippers to a 22-25 record to begin the season but a wave of injuries to starters and key reserves led the team to finish 28-54, a one game improvement from the previous season. Dunleavy led the Clippers to a 37-45 record in 2004-05, a nine-game improvement from his first season.

7/15/08: The Clippers acquire 2006-07 NBA Defensive Player of the Year Marcus Camby from Denver in exchange for allowing the Nuggets the option to exchange second round picks with the Clippers in 2010.

AUGUST

8/3/07: Elton Brand suffers a ruptured Achilles tendon during a routine summer workout. Following surgery, the injury caused Brand to miss the first 74 games of the 2007-08 season, before he returned to average 17.6 points and 8.0 rebounds in eight games.

THE OPPONENTS

ATLANTA HAWKS

LARRY DREW

Record:
84-64 (.568)
w/ Hawks:
84-64 (.568)

Centennial Tower
101 Marietta Street, Ste. 1900
Atlanta, GA 30303
Phone: (404) 878-3800
www.hawks.com

Managing Partners	Bruce Levenson, Michael Gearon
Partners	Ed Peskowitz, Rutherford Seydel, Todd Foreman, Michael Gearon, Sr., Beau Turner
President, Hawks and Philips Arena	Bob Williams
President of Basketball Operations/General Manager	Danny Ferry
Assistant General Managers	Wes Wilcox, Scott Wilkinson
Head Coach	Larry Drew
Assistant Coaches	Lester Conner, Bob Bender, Kenny Gattison, Tyrone Hill
Player Development Instructor	Nick Van Exel
Assistant Coach/Player Performance	Pete Radulovic
Head Athletic Trainer	Wally Blase
Strength and Conditioning Coach	Chattin Hill
Vice President of Public Relations	**Garin Narain**
Director of Media Relations	**Jon Steinberg**
Senior Manager of Media Relations	**Jason Roose**
Team Colors	Red, White, Blue
Home Court	Philips Arena (17,459), 1999
Radio	680 AM (93.7 FM)- Steve Holman
Television	SportSouth Bob Rathbun, Dominique Wilkins, Jerome Jurenovich

SERIES HISTORY

All-Time: 37-71 (Home: 24-30, Road 13-41)
2011-12: 1-1
Current Overall Streak: Lost 1
Home Streak: Won 1
Last Win: March 14, 2012 (96-82)
Last Loss: January 2, 2011 (98-107)
Road Streak: Lost 3
Last Win: February 7, 2009 (121-97)
Last Loss: April 24, 2012 (102-109)
Largest Margin of Victory
Home: 23 (109-86), November 5, 2001
Road: 24 (121-97), February 7, 2009
Largest Margin of Defeat
Home: 36 (82-118), January 26, 1973
Road: 37 (84-121), January 3, 1988

HAWKS 2011-12 REVIEW

Record:
40-26 (.606), 2nd place, Southeast Division
Team Leaders:
Points: Smith (1,239)
Rebounds: Smith (632)
Assists: Teague (321)
vs. Clippers:

3/14/12	ATL	82	at	**LAC**	**96**
4/24/12	LAC	102	at	**ATL**	**109**

2012 Playoffs:
1st Round vs. Boston (2-4)
2012 Draft Choice:
John Jenkins (23); Mike Scott (43)

ABOUT THE HAWKS

All-time record:
2,460-2,518 (.494)
Franchise Locations:
Tri-Cities Blackhawks (1949-51)
Milwaukee Hawks (1951-55)
St. Louis Hawks (1955-68)
Atlanta Hawks (1968 to present)

2011-12 HAWKS VS. CLIPPERS

2011-2012 SEASON SERIES (1-1)

PLAYER	G-GS	MIN	FG-FGA	PCT	3FG-FGA	PCT	FT-FTA	PCT	- REBOUNDS - OFF	DEF	TOT	AST	PF-DQ	STL	TO	BLK	PTS	AVG	HI
J. Johnson	2-2	69	17-32	.531	8-16	.500	5-7	.714	3	5	8	8	0-0	0	6	0	47	23.5	28
Smith	2-2	65	14-31	.452	2-5	.400	6-7	.857	6	10	16	9	4-0	4	4	1	36	18.0	18
Teague	2-2	66	10-23	.435	1-6	.167	10-12	.833	0	6	6	7	6-0	2	2	2	31	15.5	21
Pachulia	1-1	35	5-8	.625	0-0	—	2-2	1.000	3	7	10	1	1-0	0	1	0	12	12.0	12
Williams	1-0	27	5-11	.455	1-3	.333	0-0	—	2	2	4	3	1-0	1	2	0	11	11.0	11
Green	1-0	19	4-6	.667	1-1	1.000	0-0	—	0	0	0	1	0-0	2	0	0	9	9.0	9
McGrady	2-0	45	5-11	.455	2-3	.667	1-2	.500	3	5	8	6	3-0	2	6	0	13	6.5	9
Hinrich	2-2	55	4-10	.400	2-5	.400	2-2	1.000	1	6	7	4	3-0	0	3	0	12	6.0	8
I. Johnson	1-0	25	2-5	.400	0-0	—	2-2	1.000	2	5	7	0	3-0	0	3	2	6	6.0	6
Pargo	2-0	35	4-12	.333	2-8	.250	0-0	—	0	3	3	3	7-0	1	3	0	10	5.0	8
Collins	1-1	19	1-1	1.000	0-0	—	0-0	—	1	2	3	2	3-0	0	0	0	2	2.0	2
Stackhouse	1-0	13	1-4	.250	0-2	.000	0-0	—	0	2	2	1	0-0	0	0	0	2	2.0	2
Dampier	1-0	8	0-0	—	0-0	—	0-0	—	0	2	2	0	1-0	0	0	1	0	0.0	0
HAWKS	**2**	**480**	**72-154**	**.468**	**19-49**	**.388**	**28-34**	**.824**	**21**	**55**	**76**	**45**	**32-0**	**12**	**31**	**6**	**191**	**95.5**	**109**
CLIPPERS	**2**	**480**	**78-150**	**.520**	**18-39**	**.462**	**24-37**	**.649**	**16**	**55**	**71**	**38**	**33-1**	**20**	**26**	**9**	**198**	**99.0**	**102**

ATLANTA HAWKS

DATE	W-L	LAC-ATL	SITE
11/11/70	W	134-118	Buffalo
12/13/70	L	91-110	Atlanta
1/18/71	L	113-123	Buffalo
2/27/71	L	117-134	Atlanta
11/5/71	W	*122-117	Atlanta
11/23/71	W	102-97	Buffalo
12/25/71	L	117-140	Atlanta
1/25/72	L	110-123	Buffalo
2/13/72	L	119-133	Atlanta
2/29/72	L	89-99	Buffalo
10/10/72	L	109-120	Buffalo
12/22/72	L	109-110	Buffalo
12/30/72	L	110-120	Atlanta
1/18/73	W	127-125	Atlanta
1/26/73	L	82-118	Buffalo
2/3/73	L	101-105	Atlanta
11/13/73	W	121-114	Buffalo
11/28/73	L	106-130	Atlanta
12/11/73	W	*132-127	Atlanta
1/6/74	W	117-109	Buffalo(T)
1/8/74	W	100-96	Buffalo
1/26/74	L	122-132	Atlanta
12/20/74	L	102-113	Buffalo
1/4/75	W	121-108	Atlanta
1/18/75	W	129-115	Atlanta
1/31/75	W	111-101	Buffalo
12/11/75	L	99-122	Atlanta
1/21/76	W	102-94	Atlanta
1/23/76	W	119-104	Buffalo
2/15/76	L	104-112	Atlanta
4/2/76	W	101-93	Buffalo
11/27/76	L	94-101	Atlanta
1/12/77	L	118-124	Buffalo
2/3/77	L	98-100	Atlanta
3/22/77	L	84-86	Buffalo
11/30/77	W	105-93	Buffalo
1/29/78	L	102-107	Atlanta
2/26/78	L	117-119	Atlanta
4/5/78	L	74-87	Buffalo
11/9/78	L	101-125	Atlanta
11/21/78	L	107-113	San Diego
1/13/79	L	119-124	Atlanta
2/18/79	W	116-101	San Diego
12/1/79	L	96-106	Atlanta
1/16/80	W	111-108	San Diego
12/9/80	L	87-114	Atlanta
1/14/81	W	106-85	San Diego
12/30/81	W	94-91	Atlanta
2/16/82	L	91-102	San Diego
12/28/82	L	113-123	Atlanta
1/27/83	W	110-100	San Diego
11/15/83	L	102-107	Atlanta
2/10/84	W	113-101	San Diego
12/7/84	L	89-101	Atlanta
2/17/85	L	90-91	Los Angeles

DATE	W-L	LAC-ATL	SITE
11/9/85	L	94-97	Los Angeles
1/7/86	L	103-117	Atlanta
1/12/87	L	115-125	Atlanta
2/11/87	L	82-109	Los Angeles
12/8/87	L	79-90	Los Angeles
1/3/88	L	84-121	Atlanta
1/30/89	L	101-130	Los Angeles
2/20/89	L	100-114	Atlanta
1/10/90	W	115-109	Atlanta
3/30/90	L	118-122	Los Angeles
11/10/90	L	94-112	Los Angeles
1/2/91	L	107-120	Atlanta
1/4/92	L	95-97	Atlanta
1/17/92	W	*111-107	Los Angeles
3/8/93	L	113-121	Atlanta
4/2/93	W	111-99	Los Angeles
2/18/94	L	91-97	Los Angeles
3/25/94	W	97-94	Atlanta
11/10/94	L	91-108	Los Angeles
3/20/95	L	102-106	Atlanta
11/8/95	L	92-100	Los Angeles
12/26/95	L	88-94	Atlanta
1/28/97	L	96-112	Los Angeles
3/27/97	L	88-103	Atlanta
11/16/97	L	83-89	Atlanta(G)
12/12/97	L	74-83	Los Angeles
2/27/99	L	74-103	Los Angeles(A)
12/8/99	L	81-99	Atlanta
2/26/00	W	78-77	Los Angeles

DATE	W-L	LAC-ATL	SITE
11/10/00	W	115-106	Los Angeles
1/13/01	L	88-108	Atlanta
11/5/01	W	109-86	Los Angeles
2/2/02	L	94-101	Atlanta
2/22/03	L	87-89	Los Angeles
3/10/03	L	86-95	Atlanta
11/11/03	W	115-103	Los Angeles
2/2/04	W	101-95	Atlanta
2/27/05	W	111-104	Los Angeles
4/3/05	W	111-91	Atlanta
11/4/05	W	92-77	Los Angeles
11/10/05	W	102-95	Atlanta
1/6/07	L	74-86	Atlanta
2/14/07	L	93-96	Los Angeles
1/30/08	W	95-88	Los Angeles
3/14/08	L	93-117	Atlanta
1/14/09	L	80-97	Los Angeles
2/7/09	W	121-97	Atlanta
2/3/10	L	97-103	Atlanta
2/17/10	L	92- 110	Los Angeles
1/2/11	L	98-107	Los Angeles
2/4/11	L	100-101	Atlanta
3/14/12	W	96-82	Los Angeles
4/24/12	L	102-109	Atlanta

** Indicates overtime (3-0)*
(T) Indicates game played in Toronto
(G) Indicates game played at Georgia Tech
(A) Indicates game played at Arrowhead Pond of Anaheim

2011-12 CLIPPERS VS. HAWKS

2011-2012 SEASON SERIES (1-1)

PLAYER	G-GS	MIN	FG-FGA	PCT	3FG-FGA	PCT	FT-FTA	PCT	- REBOUNDS - OFF	DEF	TOT	AST	PF-DQ	STL	TO	BLK	PTS	AVG	HI
Griffin	2-2	71	22-32	.688	0-0	—	4-8	.500	7	11	18	7	8-0	0	7	1	48	24.0	36
Paul	2-2	69	15-29	.517	7-11	.636	10-11	.909	0	7	7	17	3-0	4	2	0	47	23.5	34
Williams	2-0	59	12-26	.462	4-8	.500	4-4	1.000	0	2	2	5	1-0	4	6	1	32	16.0	25
Young (TOT)	2-0	48	8-17	.471	4-8	.500	6-6	1.000	0	2	2	4	4-0	1	1	0	26	13.0	21
Young (LAC)	1-0	17	2-5	.400	1-2	.500	0-0	—	0	0	0	0	1-0	1	1	0	5	5.0	5
Butler	2-2	57	9-20	.450	2-6	.333	2-3	.667	0	8	8	3	4-0	0	2	0	22	11.0	13
Bledsoe	2-0	27	6-11	.545	2-3	.667	4-6	.667	1	0	1	1	2-0	4	2	2	18	9.0	14
Evans	1-0	21	3-4	.750	0-0	—	0-1	.000	4	6	10	0	2-0	0	2	0	6	6.0	6
Jordan	2-2	54	6-7	.857	0-0	—	0-2	.000	3	12	15	0	2-0	1	2	4	12	6.0	8
Thompkins	1-0	0	1-1	1.000	1-1	1.000	0-0	—	0	0	0	0	0-0	0	0	0	3	3.0	3
Foye	2-2	39	2-6	.333	1-4	.250	0-0	—	0	4	4	4	1-0	1	0	0	5	2.5	5
Martin	2-0	46	0-4	.000	0-0	—	0-2	.000	1	3	4	1	3-0	4	1	1	0	0.0	0
Simmons	1-0	21	0-5	.000	0-4	.000	0-0	—	0	2	2	0	6-1	1	0	0	0	0.0	0
CLIPPERS	**2**	**480**	**78-150**	**.520**	**18-39**	**.462**	**24-37**	**.649**	**16**	**55**	**71**	**38**	**33-1**	**20**	**26**	**9**	**198**	**99.0**	**102**
HAWKS	**2**	**480**	**72-154**	**.468**	**19-49**	**.388**	**28-34**	**.824**	**21**	**55**	**76**	**45**	**32-0**	**12**	**31**	**6**	**191**	**95.5**	**109**

BOSTON CELTICS

DOC RIVERS

Record:
546-433 (.557)
w/ Celtics:
375-265 (.586)

226 Causeway Street, Fourth Floor
Boston, MA 02114
Phone: (617) 854-8000
www.celtics.com

Managing Partner & Governor	Wyc Grousbeck
President	Rich Gotham
President of Basketball Operations	Danny Ainge
Head Coach	Glenn "Doc" Rivers
Assistant Coaches	Armond Hill, Kevin Eastman, Mike Longabardi, Jamie Young
Head Athletic Trainer	Ed Lacerte
Strength and Conditioning Coach	Bryan Doo
Vice President, Media Services/Alumni Relations	**Jeff Twiss**
Director of Public Relations	**Heather Walker**
Media Services Coordinator	**Brian Olive**
Team Colors	Green, Gold, Beige, Brown and Black
Home Court	TD Garden (18,624), 1995
Radio	WEEI (850 AM) - Sean Grande, Cedric Maxwell
Television	Comcast Sports Net - Danny Marshall, Greg Dickerson

SERIES HISTORY

All-Time: 32-84 (Home: 20-42, Road 12-42)
2011-12: 0-1
Current Overall Streak: Lost 1
Home Streak: Lost 2
Last Win: December 27, 2009 (92-90)
Last Loss: March 12, 2012 (85-94)
Road Streak: Won 1
Last Win: March 9, 2011 (108-103)
Last Loss: January 25, 2010 (89-95)
Largest Margin of Victory:
Home: 23 (100-77), December 27, 2006
Road: 18 (122-104), February 27, 1974
Largest Margin of Defeat:
Home: 28 (76-104), February 25, 2008
Road: 35 (84-119), January 9, 1989

CELTICS 2011-12 REVIEW

Record:
39-27 (.591), 1st place, Atlantic Division
Team Leaders:
Points: Pierce (1,181)
Rebounds: Garnett (494)
Assists: Rondo (620)
vs. Clippers:
3/12/12 **Bos 94** at LAC 85
2012 Playoffs:
1st Round vs. Atlanta (4-2); 2nd Round vs. Philadelphia (4-3); Conf. Finals vs. Miami (3-4)
2012 Draft Choices:
Jared Sullinger (21), Fab Melo (22), Kris Joseph (51)

ABOUT THE CELTICS

All-time record:
3,028-2,057 (.595)
Franchise Locations:
Boston Celtics (1946 to present)

2011-12 CELTICS VS. CLIPPERS

2011-2012 SEASON SERIES (1-0)

PLAYER	G-GS	MIN	FG-FGA	PCT	3FG-FGA	PCT	FT-FTA	PCT	- REBOUNDS - OFF	DEF	TOT	AST	PF-DQ	STL	TO	BLK	PTS	AVG	HI
Pierce	1-1	31	7-16	.438	3-7	.429	8-10	.800	0	3	3	7	3-0	0	4	0	25	25.0	25
Garnett	1-1	34	8-16	.500	0-0	—	5-5	1.000	0	8	8	3	5-0	0	3	2	21	21.0	21
Allen	1-1	40	5-12	.417	2-3	.667	3-4	.750	2	2	4	1	2-0	1	1	0	15	15.0	15
Rondo	1-1	41	4-8	.500	0-0	—	4-4	1.000	0	2	2	10	2-0	3	6	0	12	12.0	12
Bass	1-1	30	5-6	.833	0-0	—	0-0	—	3	6	9	0	6-1	0	0	0	10	10.0	10
Bradley	1-0	7	2-3	.667	0-0	—	2-2	1.000	0	0	0	1	0-0	0	0	0	6	6.0	6
Pietrus	1-0	28	1-5	.200	0-3	.000	1-2	.500	0	3	3	1	4-0	2	0	1	3	3.0	3
Stiemsma	1-0	22	1-1	1.000	0-0	—	0-0	—	1	1	2	1	2-0	2	0	2	2	2.0	2
Dooling	1-0	4	0-0	—	0-0	—	0-0	—	0	0	0	0	0-0	0	0	0	0	0.0	0
Pavlovic	1-0	1	0-0	—	0-0	—	0-0	—	0	0	0	0	0-0	0	0	0	0	0.0	0
CELTICS	**1**	**240**	**33-67**	**.493**	**5-13**	**.385**	**23-27**	**.852**	**6**	**25**	**31**	**24**	**24-1**	**8**	**14**	**5**	**94**	**94.0**	**94**
CLIPPERS	**1**	**240**	**31-83**	**.373**	**5-23**	**.217**	**18-21**	**.857**	**20**	**25**	**45**	**16**	**26-0**	**10**	**18**	**2**	**85**	**85.0**	**85**

BOSTON CELTICS

DATE	W-L	LAC-BOS	SITE
11/30/70	L	106-109	Boston(P)
12/1/70	L	116-117	Buffalo
12/8/70	L	102-122	Buffalo
12/17/70	L	93-102	Boston
10/23/71	L	98-103	Buffalo
11/24/71	L	100-108	Boston
12/18/71	L	91-124	Boston
2/9/72	L	112-139	Boston
2/25/72	L	115-117	Buffalo
3/25/72	L	116-121	Buffalo
10/20/72	L	118-126	Boston
10/24/72	L	97-105	Buffalo
11/10/72	L	104-106	Buffalo
1/16/73	L	102-106	Buffalo
1/21/73	L	97-104	Boston
3/4/73	L	113-125	Boston
3/6/73	L	112-127	Buffalo
10/12/73	L	112-118	Boston
12/9/73	L	114-118	Buffalo(T)
12/12/73	L	119-126	Boston(PR)
12/26/73	L	123-125	Buffalo
2/22/74	L	109-116	Buffalo
2/27/74	W	122-104	Boston(PR)
3/1/74	W	110-94	Buffalo
10/18/74	W	126-119	Boston
10/19/74	L	95-113	Buffalo
11/14/74	W	112-100	Boston(PR)
1/9/75	L	100-108	Buffalo(T)
1/12/75	W	114-101	Buffalo
1/26/75	L	93-107	Boston
3/21/75	L	101-109	Boston
3/29/75	W	102-96	Buffalo
4/2/75	L	92-95	Boston
11/5/75	L	95-105	Boston
11/15/75	L	110-112	Buffalo
12/23/75	W	101-92	Buffalo
1/25/76	L	107-135	Boston
1/31/76	L	100-109	Buffalo
3/30/76	W	93-83	Buffalo
4/4/76	W	117-114	Boston
10/28/76	L	105-112	Boston
11/13/76	W	118-107	Buffalo
1/8/77	L	106-109	Buffalo
2/6/77	L	97-113	Boston
11/11/77	L	103-109	Boston
11/19/77	W	102-98	Buffalo
2/24/78	L	99-106	Buffalo
4/9/78	L	114-131	Boston
11/26/78	W	105-103	San Diego
12/6/78	L	111-117	Boston
2/25/79	W	131-116	San Diego
3/2/79	W	106-99	Boston
12/27/79	L	97-118	San Diego
1/27/80	L	108-131	Boston

DATE	W-L	LAC-BOS	SITE
1/1/81	L	85-88	San Diego
2/8/81	L	107-123	Boston
2/12/82	L	116-129	San Diego
2/26/82	L	110-122	Boston
2/2/83	L	110-120	Boston
2/24/83	W	122-107	San Diego
11/9/83	L	122-129	Boston
2/22/84	W	114-107	San Diego
11/7/84	L	108-135	Boston
12/27/84	L	103-118	Los Angeles
12/30/85	L	103-125	Los Angeles
2/28/86	L	108-124	Boston
12/27/86	L	101-114	Los Angeles
3/6/87	L	111-132	Boston
12/26/87	L	97-106	Los Angeles
3/4/88	L	90-121	Boston
1/9/89	L	84-119	Boston
4/4/89	L	108-124	Los Angeles
12/26/89	L	111-112	Los Angeles
1/5/90	W	114-105	Boston
1/11/91	L	107-109	Boston
3/8/91	L	98-104	Los Angeles
12/30/91	L	86-97	Los Angeles
3/6/92	L	100-117	Boston
12/30/92	W	105-99	Los Angeles
1/3/93	L	112-120	Boston
12/30/93	L	111-119	Los Angeles
1/14/94	W	102-95	Boston
1/25/95	W	107-98	Boston
2/17/95	W	**127-121	Los Angeles
2/13/96	L	94-108	Los Angeles
3/6/96	L	97-110	Boston
2/11/97	W	116-112	Los Angeles
4/4/97	W	117-102	Boston
12/21/97	L	77-99	Boston
2/13/98	L	96-97	Los Angeles
3/17/99	L	84-118	Boston
12/26/99	W	103-100	Los Angeles
1/12/00	L	88-95	Boston
12/3/00	L	87-96	Boston
1/18/01	L	79-82	Los Angeles
12/29/01	L	*103-105	Los Angeles
2/3/02	L	91-104	Boston
2/15/03	L	84-92	Los Angeles
3/7/03	L	72-83	Boston
2/4/04	W	95-86	Boston
2/19/04	W	102-100	Los Angeles
12/13/04	L	**127-134	Los Angeles
2/9/05	L	89-94	Boston
12/31/05	L	92-111	Los Angeles
2/3/06	W	98-81	Boston
12/27/06	W	100-77	Los Angeles
2/2/07	W	100-89	Boston
2/6/08	L	100-111	Boston

DATE	W-L	LAC-BOS	SITE
2/25/08	L	104-76	Los Angeles
2/25/09	W	93-91	Los Angeles
3/23/09	L	77-90	Boston
12/27/09	W	92-90	Los Angeles
1/25/10	L	89-95	Boston
2/26/11	L	92-99	Los Angeles
3/9/11	W	108-103	Boston
3/12/12	L	85-94	Los Angeles

** Indicates overtime (0-1)*
*** Indicates double overtime (1-1)*
(P) Indicates game played in Philadelphia
(T) Indicates game played in Toronto
(PR) Indicates game played in Providence

2011-12 CLIPPERS VS. CELTICS

2011-2012 SEASON SERIES (0-1)

PLAYER	G-GS	MIN	FG-FGA	PCT	3FG-FGA	PCT	FT-FTA	PCT	- REBOUNDS - OFF	DEF	TOT	AST	PF-DQ	STL	TO	BLK	PTS	AVG	HI
Griffin	1-1	35	9-15	.600	0-1	.000	6-8	.750	3	6	9	4	4-0	0	2	1	24	24.0	24
Williams	1-0	33	8-18	.444	1-8	.125	4-4	1.000	0	1	1	4	3-0	4	2	0	21	21.0	21
Young (TOT)	3-3	95	17-42	.405	1-13	.077	12-13	.923	2	7	9	3	9-0	2	6	0	47	15.7	19
Paul	1-1	40	3-12	.250	1-5	.200	7-7	1.000	2	2	4	5	4-0	2	4	0	14	14.0	14
Butler	1-1	33	3-13	.231	0-2	.000	1-2	.500	4	5	9	2	4-0	0	0	0	7	7.0	7
Jordan	1-1	23	3-10	.300	0-0	—	0-0	—	8	5	13	0	1-0	1	0	1	6	6.0	6
Simmons	1-0	24	2-5	.400	2-4	.500	0-0	—	1	2	3	0	3-0	1	1	0	6	6.0	6
Evans	1-0	20	2-3	.667	0-0	—	0-0	—	2	2	4	0	2-0	1	2	0	4	4.0	4
Foye	1-1	19	1-4	.250	1-3	.333	0-0	—	0	0	0	1	1-0	0	2	0	3	3.0	3
Bledsoe	1-0	4	0-0	—	0-0	—	0-0	—	0	0	0	0	3-0	0	1	0	0	0.0	0
Martin	1-0	9	0-3	.000	0-0	—	0-0	—	0	2	2	0	1-0	1	2	0	0	0.0	0
CLIPPERS	**1**	**240**	**31-83**	**.373**	**5-23**	**.217**	**18-21**	**.857**	**20**	**25**	**45**	**16**	**26-0**	**10**	**18**	**2**	**85**	**85.0**	**85**
CELTICS	**1**	**240**	**33-67**	**.493**	**5-13**	**.385**	**23-27**	**.852**	**6**	**25**	**31**	**24**	**24-1**	**8**	**14**	**5**	**94**	**94.0**	**94**

BROOKLYN NETS

AVERY JOHNSON

Record:
218-128 (.630)
w/ Nets:
24-58 (.293)

Barclays Center
15 Metro Tech Center, 11th Floor
Brooklyn, NY 11201
Phone: (212) 359-6387
www.njnets.com

Principal Owner	Mikhail Prokhorov
Chairman of the Board of Director	Christophe Charlier
CEO, NETS Basketball; CEO, Barclays Center	Brett D. Yormark
General Manager	Billy King
Assistant General Manager	Bobby Marks
Head Coach	Avery Johnson
Assistant Coaches	P.J. Carlesimo, Mario Elie, Popeye Jones, Doug Overton
Strength & Conditioning Coach	Dr. Jeremy Bettle
Athletic Trainer	Tim Walsh
Vice President, Public Relations	**Gary Sussman**
Senior Director, Public Relations	**Aaron Harris**
Sr. VP, Communications/Chief Communications Officer	**Barry Baum**
Manager, Communications	**Mandy Gutmann**
Team Colors	Red, Blue, Silver
Home Court	Barclays Center (18,200), 2012
Radio	WFAN (660 AM) - Chris Carrino, Tim Capstraw
Spanish Radio	WADO (1280 AM) - TBD Tim Capstraw
Television	YES Network - Ian Eagle, Mike Fratello, Ryan Ruocco, Jim Spanarkel

SERIES HISTORY

All-Time: 32-43 (Home: 23-14, Road 8-29)

2010-11: 1-1

Current Overall Streak: Lost 1

Home Streak: Won 1
Last Win: January 16, 2012 (101-91)
Last Loss: November 15, 2010 (96-110)

Road Streak: Lost 4
Last Win: December 11, 2007 (91-82)
Last Loss: March 7, 2012 (100-101)

Largest Margin of Victory:
Home: 33 (125-92), November 22, 1995
Road: 9 (91-82), December 11, 2008

Largest Margin of Defeat:
Home: 14 (96-110), November 15, 2010
Road: 29 (75-104), March 1, 1988

NETS 2011-12 REVIEW

Record:
22-44 (.333), 4th Place, Atlantic Division

Team Leaders:
Points: D. Williams (1,154)
Rebounds: Humphries (681)
Assists: D. Williams (481)

vs. Clippers:

1/16/12	NJ	91	at	**LAC**	**101**
3/7/12	LAC	100	at	**NJ**	**101**

2012 Playoffs:
None

2012 Draft Choices:
Ilkan Karaman (57)

ABOUT THE NETS

All-time record:
1,208-1,696 (.416)

Franchise Locations:
New Jersey Americans (1967-68, ABA)
New York Nets (1968-76, ABA)
New York Nets (1976-77, NBA)
New Jersey Nets (1977 to present)

2011-12 NETS VS. CLIPPERS

2011-2012 SEASON SERIES (1-1)

									- REBOUNDS -											
PLAYER	G-GS	MIN	FG-FGA	PCT	3FG-FGA	PCT	FT-FTA	PCT	OFF	DEF	TOT	AST	PF-DQ	STL	TO	BLK	PTS	AVG	HI
Brooks	2-2	76	15-27	.556	5-10	.500	3-4	.750	1	9	10	5	5-0	2	3	1	38	19.0	19
D. Williams	2-2	77	12-31	.387	4-13	.308	7-11	.636	0	6	6	16	3-0	3	8	0	35	17.5	21
Okur	1-1	26	6-11	.545	3-6	.500	0-0	—	1	1	2	3	3-0	0	0	0	15	15.0	15
Humphries	2-2	69	8-21	.381	0-0	—	10-10	1.000	5	13	18	5	11-1	0	5	2	26	13.0	14
She. Williams	2-1	63	5-9	.556	0-0	—	13-18	.722	7	11	18	2	10-0	2	4	1	23	11.5	15
Farmar	2-0	48	8-22	.364	3-10	.300	3-4	.750	3	4	7	10	3-0	4	4	0	22	11.0	16
Wallace (TOT)	3-3	108	10-24	.417	2-5	.400	5-8	.625	1	13	14	8	13-1	4	4	0	27	9.0	20
Morrow	2-0	34	4-10	.400	2-6	.333	6-8	.750	0	0	0	1	3-0	2	0	0	16	8.0	14
Petro	2-0	34	6-12	.500	0-0	—	0-2	.000	0	3	3	2	4-0	1	1	1	12	6.0	10
Green	1-0	9	1-2	.500	0-1	.000	0-0	—	0	1	1	1	1-0	1	1	0	2	2.0	2
Stevenson	2-2	44	1-5	.200	1-3	.333	0-0	—	1	3	4	1	4-0	2	0	0	3	1.5	3
Gaines	1-0	0	0-0	—	0-0	—	0-0	—	0	0	0	0	0-0	0	0	0	0	0.0	0
NETS	**2**	**480**	**66-150**	**.440**	**18-49**	**.367**	**42-57**	**.737**	**18**	**51**	**69**	**46**	**47-1**	**17**	**28**	**5**	**192**	**96.0**	**101**
CLIPPERS	**2**	**480**	**72-156**	**.462**	**19-43**	**.442**	**38-62**	**.613**	**24**	**60**	**84**	**43**	**42-0**	**17**	**31**	**11**	**201**	**100.5**	**101**

BROOKLYN NETS

DATE	W-L	LAC-NJ	SITE
11/3/76	L	96-100	New York
1/1/77	W	102-87	Buffalo
2/11/77	W	96-94	New York
3/1/77	L	95-104	Buffalo
10/22/77	W	101-96	Buffalo
12/23/77	L	102-103	New Jersey
3/4/78	W	111-107	Buffalo
3/5/78	L	103-109	New Jersey
12/9/78	L	120-125	New Jersey
1/31/79	W	112-104	San Diego
2/11/79	L	98-104	New Jersey
3/18/79	W	110-98	San Diego
1/2/80	W	103-97	New Jersey
2/19/80	L	113-123	San Diego
12/7/80	W	98-95	San Diego
2/4/81	W	110-102	New Jersey
1/23/82	L	109-113	San Diego
2/28/82	L	95-110	New Jersey
11/2/82	L	100-110	New Jersey
11/24/82	W	114-109	San Diego
11/26/83	L	102-104	San Diego
2/1/84	L	106-111	New Jersey
11/13/84	L	90-99	Los Angeles
1/31/85	L	99-122	New Jersey
1/10/86	W	125-120	New Jersey
1/27/86	W	103-98	Los Angeles
1/3/87	L	97-118	New Jersey
1/28/87	W	98-91	Los Angeles
3/1/88	L	75-104	New Jersey
3/9/88	L	93-97	Los Angeles
11/25/88	W	100-93	Los Angeles
2/23/89	L	100-111	New Jersey
11/22/89	W	106-97	Los Angeles
3/7/90	W	119-115	New Jersey
11/21/90	W	99-90	Los Angeles
12/19/90	L	105-118	New Jersey
1/6/92	L	90-105	New Jersey
2/1/92	W	99-88	Los Angeles
12/10/92	L	105-111	New Jersey
3/10/93	L	98-109	Los Angeles
11/29/93	W	118-94	Los Angeles
3/22/94	L	102-105	New Jersey
11/20/94	L	97-98	New Jersey
11/25/94	L	102-107	Los Angeles
11/22/95	W	125-92	Los Angeles
4/3/96	L	94-100	New Jersey
11/30/96	L	*95-106	Los Angeles(A)
4/6/97	W	103-96	New Jersey
11/28/97	L	92-104	Los Angeles(A)
1/15/98	W	119-116	New Jersey
4/13/99	W	109-101	Los Angeles
1/13/00	L	105-110	New Jersey
1/29/00	W	98-93	Los Angeles
11/20/00	L	85-86	Los Angeles
2/18/01	L	*96-102	New Jersey
11/22/01	L	90-95	Los Angeles
1/10/02	L	89-108	New Jersey
11/8/02	L	92-106	New Jersey
11/28/03	W	*126-118	Los Angeles
11/27/03	L	96-102	Los Angeles
1/6/04	L	75-92	New Jersey
11/25/04	W	101-88	Los Angeles
3/30/05	L	78-95	New Jersey
12/20/05	L	85-99	New Jersey
1/25/06	W	90-77	Los Angeles
1/25/07	W	102-101	Los Angeles
3/18/07	L	95-101	New Jersey
12/11/07	W	91-82	New Jersey
1/19/08	W	*120-107	Los Angeles
11/22/08	L	95-112	New Jersey
3/15/09	W	107-105	Los Angeles
1/18/10	W	106-95	Los Angeles
1/27/10	L	87-103	New Jersey
11/15/11	L	96-110	Los Angeles
3/11/11	L	*98-102	New Jersey
1/16/12	W	101-91	Los Angeles
3/7/12	L	100-101	New Jersey

** Indicates overtime (2-3)*
(A) Indicates game played at Arrowhead Pond of Anaheim

2011-12 CLIPPERS VS. NETS

2011-2012 SEASON SERIES (1-1)

PLAYER	G-GS	MIN	FG-FGA	PCT	3FG-FGA	PCT	FT-FTA	PCT	- REBOUNDS - OFF	DEF	TOT	AST	PF-DQ	STL	TO	BLK	PTS	AVG	HI
Griffin	2-2	79	18-30	.600	0-0	—	15-30	.500	12	19	31	5	6-0	3	6	2	51	25.5	28
Paul	1-1	39	7-11	.636	3-4	.750	5-5	1.000	0	6	6	10	3-0	5	5	0	22	22.0	22
Billups	1-1	34	5-16	.313	3-5	.600	7-7	1.000	1	1	2	4	3-0	0	1	0	20	20.0	20
Foye	2-2	76	14-35	.400	6-16	.375	3-3	1.000	0	4	4	12	9-0	2	8	2	37	18.5	24
Young (TOT)	1-0	18	6-9	.667	0-0	—	4-4	1.000	0	2	2	0	2-0	0	0	0	16	16.0	16
Butler	2-2	63	9-23	.391	3-8	.375	1-4	.250	0	8	8	5	1-0	4	2	0	22	11.0	20
Williams	1-0	32	4-12	.333	1-5	.200	0-0	—	0	1	1	2	4-0	0	2	0	9	9.0	9
Jordan	2-2	53	6-8	.750	0-0	—	2-4	.500	3	8	11	1	3-0	1	0	5	14	7.0	12
Bledsoe	1-0	6	2-3	.667	1-1	1.000	0-0	—	0	0	0	0	2-0	1	1	1	5	5.0	5
Gomes	1-0	23	1-2	.500	1-1	1.000	2-2	1.000	0	2	2	0	4-0	0	0	0	5	5.0	5
Martin	1-0	27	2-6	.333	0-0	—	1-2	.500	0	3	3	1	2-0	0	0	0	5	5.0	5
Evans	2-0	24	2-3	.667	0-0	—	2-5	.400	6	3	9	1	5-0	1	4	0	6	3.0	6
Simmons	1-0	7	1-2	.500	1-2	.500	0-0	—	0	1	1	0	0-0	0	1	0	3	3.0	3
Thompkins	1-0	8	1-5	.200	0-1	.000	0-0	—	2	3	5	0	0-0	0	0	1	2	2.0	2
Fortson	1-0	9	0-0	—	0-0	—	0-0	—	0	1	1	2	0-0	0	0	0	0	0.0	0
CLIPPERS	**2**	**480**	**72-156**	**.462**	**19-43**	**.442**	**38-62**	**.613**	**24**	**60**	**84**	**43**	**42-0**	**17**	**31**	**11**	**201**	**100.5**	**101**
NETS	**2**	**480**	**66-150**	**.440**	**18-49**	**.367**	**42-57**	**.737**	**18**	**51**	**69**	**46**	**47-1**	**17**	**28**	**5**	**192**	**96.0**	**101**

CHARLOTTE BOBCATS

MIKE DUNLAP

Record:
0-0 (.000)
w/ Bobcats:
0-0 (.000)

333 E. Trade Street
Charlotte, NC 28202
Phone: (704) 688-8600
www.bobcats.com

Chairman	Michael Jordan
President and COO	Fred Whitfield
President of Basketball Operations	Rod Higgins
General Manager	Rich Cho
Head Coach	Paul Silas
Assistant Coaches	Ralph Lewis, Stephen Silas, Rob Werdann
Head Athletic Trainer	Steve Stricker
Strength & Conditioning Coach	TBD
Assistant Athletic Trainer	Dennis Williams
Equipment Manager	Fred Glover
Video Coordinator	Drew Perry
Vice President, Basketball Communications	**B.J. Evans**
Manager, Basketball Communications	**Josh Rosen**
Team Colors	Bobcats Blue, Orange and White
Home Court	Time Warner Cable Arena (19,077), 2005
Radio	TBDCarolinas/SportsSouth-
Television	FSN Steve Martin, Dell Curry, Stephanie Ready

SERIES HISTORY

All-Time: 10-5 (Home: 5-2, Road 5-3)
2011-12: 1-0
Current Overall Streak: Won 3
Home Streak: Won 2
Last Win: January 29, 2011 (103-88)
Last Loss: February 28, 2009 (95-100)
Road Streak: Won 2
Last Win: February 11, 2012 (111-86)
Last Loss: March 12, 2010 (98-106)
Largest Margin of Victory:
Home: 8 (95-87), February 27, 2006
Road: 15 (103-88), Jan. 29, 2011
Largest Margin of Defeat:
Home: 7 (100-107) January 28, 2008
Road: 21 (73-94) February 9, 2009

BOBCATS 2011-12 REVIEW

Record:
7-59 (.106), 5th place, Southeast Division
Team Leaders:
Points: Henderson (830)
Rebounds: Biyombo (368)
Assists: Augustin (307)
vs. Clippers:
2/11/12 **LAC 111** at Cha 86
2012 Playoffs:
None
2012 Draft Choices:
Michael Kidd-Gilchrist (2), Jeff Taylor (31)

ABOUT THE BOBCATS

All-time record:
229-411 (.357)
Franchise Locations:
Charlotte Bobcats (2004 to present)

2011-12 BOBCATS VS. CLIPPERS

2011-2012 SEASON SERIES (0-1)

									- REBOUNDS -										
PLAYER	G-GS	MIN	FG-FGA	PCT	3FG-FGA	PCT	FT-FTA	PCT	OFF	DEF	TOT	AST	PF-DQ	STL	TO	BLK	PTS	AVG	HI
Walker	1-1	34	4-13	.308	0-2	.000	11-12	.917	0	1	1	4	1-0	1	0	0	19	19.0	19
Maggette	1-1	25	3-8	.375	0-2	.000	6-7	.857	0	6	6	2	1-0	0	3	0	12	12.0	12
Thomas	1-0	18	5-6	.833	0-0	—	1-2	.500	1	4	5	2	3-0	0	0	0	11	11.0	11
Brown	1-0	23	1-3	.333	0-0	—	8-10	.800	1	2	3	0	1-0	0	0	0	10	10.0	10
Mullens	1-0	20	4-7	.571	0-0	—	2-4	.500	2	2	4	2	3-0	0	0	1	10	10.0	10
Higgins	1-0	19	2-8	.250	0-0	—	4-6	.667	1	1	2	2	2-0	0	1	0	8	8.0	8
Diaw	1-1	24	3-10	.300	1-6	.167	0-0	—	0	1	1	2	2-0	0	0	2	7	7.0	7
Biyombo	1-1	19	1-2	.500	0-0	—	1-2	.500	2	4	6	0	4-0	0	0	1	3	3.0	3
Carroll	1-0	15	1-3	.333	0-0	—	0-0	—	0	0	0	1	0-0	0	0	2	2	2.0	2
White	1-0	6	1-2	.500	0-0	—	0-0	—	1	1	2	0	0-0	0	0	0	2	2.0	2
Williams	1-1	28	1-12	.083	0-4	.000	0-0	—	0	1	1	2	0-0	1	0	0	2	2.0	2
Diop	1-0	9	0-0	—	0-0	—	0-0	—	1	0	1	1	3-0	0	0	0	0	0.0	0
BOBCATS	**1**	**240**	**26-74**	**.351**	**1-14**	**.071**	**33-43**	**.767**	**9**	**23**	**32**	**18**	**20-0**	**2**	**6**	**6**	**86**	**86.0**	**86**
CLIPPERS	**1**	**240**	**41-78**	**.526**	**8-20**	**.400**	**21-24**	**.875**	**11**	**37**	**48**	**29**	**28-0**	**4**	**9**	**4**	**111**	**111.0**	**111**

CHARLOTTE BOBCATS

DATE	W-L	LAC-CHA	SITE
12/6/04	W	** 99-93	Los Angeles
4/5/05	W	104-102	Charlotte
12/23/05	W	97-88	Charlotte
2/27/06	W	95-87	Los Angeles
2/26/07	W	100-93	Los Angeles
3/16/07	W	102-93	Charlotte
12/12/07	L	103-108	Charlotte
1/28/08	L	108-100	Los Angeles
2/9/09	L	73-94	Charlotte
2/28/09	L	95-100	Los Angeles
2/22/10	W	98-94	Los Angeles
3/12/10	L	98-106	Charlotte
1/29/11	W	103-88	Los Angeles
3/7/11	W	92-87	Charlotte
2/11/12	W	111-86	Charlotte

*** Indicates double overtime (1-0)*

2011-12 CLIPPERS VS. BOBCATS

2011-2012 SEASON SERIES (1-0)

PLAYER	G-GS	MIN	FG-FGA	PCT	3FG-FGA	PCT	FT-FTA	PCT	- REBOUNDS - OFF	DEF	TOT	AST	PF-DQ	STL	TO	BLK	PTS	AVG	HI
Griffin	1-1	31	7-14	.500	0-0	—	7-8	.875	2	8	10	3	0-0	0	2	1	21	21.0	21
Young (TOT)	2-2	57	16-33	.485	3-6	.500	6-6	1.000	1	2	3	0	9-0	1	3	0	41	20.5	21
Paul	1-1	30	6-11	.545	0-1	.000	6-6	1.000	2	3	5	14	2-0	2	1	0	18	18.0	18
Butler	1-1	26	5-8	.625	4-7	.571	2-2	1.000	0	6	6	0	2-0	1	1	1	16	16.0	16
Foye	1-1	28	5-7	.714	2-4	.500	0-0	—	0	2	2	2	1-0	0	1	0	12	12.0	12
Jordan	1-1	24	5-6	.833	0-0	—	1-2	.500	5	7	12	1	2-0	0	1	2	11	11.0	11
Williams	1-0	23	4-10	.400	0-1	.000	1-1	1.000	1	1	2	3	3-0	0	1	0	9	9.0	9
Thompkins	1-0	6	3-4	.750	1-1	1.000	1-1	1.000	0	1	1	0	2-0	0	0	0	8	8.0	8
Martin	1-0	16	2-5	.400	0-1	.000	3-4	.750	0	3	3	0	2-0	0	1	0	7	7.0	7
Cook	1-0	6	2-4	.500	1-3	.333	0-0	—	0	1	1	2	4-0	0	0	0	5	5.0	5
Bledsoe	1-0	12	1-2	.500	0-0	—	0-0	—	0	0	0	2	5-0	0	0	0	2	2.0	2
Gomes	1-0	22	1-5	.200	0-2	.000	0-0	—	1	3	4	1	3-0	1	0	0	2	2.0	2
Evans	1-0	13	0-2	.000	0-0	—	0-0	—	0	2	2	0	2-0	0	0	0	0	0.0	0
Leslie	1-0	4	0-0	—	0-0	—	0-0	—	0	0	0	1	0-0	0	0	0	0	0.0	0
CLIPPERS	**1**	**240**	**41-78**	**.526**	**8-20**	**.400**	**21-24**	**.875**	**11**	**37**	**48**	**29**	**28-0**	**4**	**9**	**4**	**111**	**111.0**	**111**
BOBCATS	**1**	**240**	**26-74**	**.351**	**1-14**	**.071**	**33-43**	**.767**	**9**	**23**	**32**	**18**	**20-0**	**2**	**6**	**6**	**86**	**86.0**	**86**

CHICAGO BULLS

TOM THIBODEAU

Record:
112-36 (.757)
w/ Bulls:
112-36 (.757)

1901 West Madison Street
Chicago, IL 60612
Phone: (312) 455-4000
www.bulls.com

Chairman	Jerry Reinsdorf
President and Chief Operating Officer	Michael Reinsdorf
Executive Vice President-Basketball Operations	John Paxson
Executive Vice President-Business Operations	Steve Schanwald
General Manager	Gar Forman
Head Coach	Tom Thibodeau
Assistant Coaches	Ron Adams, Rick Brunson, Andy Greer, Adrian Griffin, Ed Pinckney
Assistant Coach/Advance Scout	Mike Wilhelm
Head Athletic Trainer	Fred Tedeschi
Senior Director of Public and Media Relations	**Tim Hallam**
Senior Manager of Public and Media Relations	**Sebrina Brewster**
Manager, Public & Media Relations	**Matt Yob**
Coordinator, Public & Media Relations	**Shaun Hickombottom**
Team Colors	Red, Black
Home Court	United Center (21,711), 1994
Radio	WMVP (AM 1000) - Chuck Swirsky, Bill Wennington, Steve Kashul
Spanish Radio	WRTO (1200 AM) - Omar Ramos, Ozzie Guillen, Jr.
Television	WGN (Ch. 9), WCIU (Ch. 26) - Neil Funk, Stacey King
Comcast	SportsNet Chicago - Neil Funk, Stacey King

SERIES HISTORY

All-Time: 41-63 (Home: 25-28, Road 16-35)

2011-12: 0-1

Current Overall Streak: Lost 2

Home Streak: Lost 2
Last Win: January 20, 2010 (104-97)
Last Loss: December 30, 2011 (101-114)

Road Streak: Won 2
Last Win: December 18, 2010 (100-99)
Last Loss: December 17, 2008 (109-115)

Largest Margin of Victory:
Home: 33 (128-95), February 17, 1981
Road: 16 (2) (107-91), January 26, 1979

Largest Margin of Defeat:
Home: 37 (79-116), November 26, 1991
Road: 40 (88-128), December 14, 1990

BULLS 2011-12 REVIEW

Record:
50-16 (.758), 1st Place, Central Division

Team Leaders:
Points: Boozer (991)
Rebounds: Noah (629)
Assists: Rose (307)

vs. Clippers
12/30/11 **Chi 114** at LAC 101

2012 Playoffs:
1st Round vs. Philadelphia (2-4)

2012 Draft Choices:
Marquis Teague (29)

ABOUT THE BULLS

All-time record:
1,930-1,793 (.518)

Franchise Locations:
Chicago Bulls (1966 to present)

2011-12 BULLS VS. CLIPPERS

2011-2012 SEASON SERIES (1-0)

PLAYER	G-GS	MIN	FG-FGA	PCT	3FG-FGA	PCT	FT-FTA	PCT	- REBOUNDS - OFF	DEF	TOT	AST	PF-DQ	STL	TO	BLK	PTS	AVG	HI
Rose	1-1	42	8-14	.571	3-4	.750	10-11	.909	3	5	8	16	3-0	1	4	0	29	29.0	29
Deng	1-1	42	7-14	.500	1-4	.250	4-5	.800	1	7	8	2	2-0	0	0	0	19	19.0	19
Noah	1-1	35	5-7	.714	0-0	—	9-10	.900	5	3	8	4	5-0	1	1	1	19	19.0	19
Hamilton	1-1	31	8-18	.444	0-3	.000	0-0	—	1	4	5	2	1-0	0	1	0	16	16.0	16
Boozer	1-1	30	4-8	.500	0-0	—	2-2	1.000	2	4	6	1	3-0	0	0	0	10	10.0	10
Brewer	1-0	14	2-2	1.000	1-1	1.000	2-2	1.000	0	2	2	0	0-0	1	0	0	7	7.0	7
Gibson	1-0	19	2-5	.400	0-0	—	2-2	1.000	1	2	3	1	1-0	1	1	1	6	6.0	6
Korver	1-0	10	2-4	.500	2-3	.667	0-0	—	0	0	0	0	2-0	0	0	0	6	6.0	6
Asik	1-0	10	1-1	1.000	0-0	—	0-2	.000	2	3	5	2	2-0	0	4	0	2	2.0	2
Watson	1-0	7	0-5	.000	0-2	.000	0-0	—	0	0	0	1	0-0	0	1	0	0	0.0	0
BULLS	**1**	**240**	**39-78**	**.500**	**7-17**	**.412**	**29-34**	**.853**	**15**	**30**	**45**	**29**	**19-0**	**4**	**12**	**2**	**114**	**114.0**	**114**
CLIPPERS	**1**	**240**	**41-80**	**.513**	**7-15**	**.467**	**12-20**	**.600**	**9**	**22**	**31**	**26**	**22-0**	**6**	**11**	**3**	**101**	**101.0**	**101**

CHICAGO BULLS

DATE	W-L	LAC-CHI	SITE
11/27/70	L	104-121	Chicago
12/10/70	L	120-138	Buffalo(S)
12/23/70	L	103-104	Buffalo
1/10/71	L	113-141	Chicago
11/6/71	W	130-99	Buffalo
1/21/72	L	93-113	Buffalo
2/5/72	L	96-130	Chicago
3/17/72	L	103-126	Chicago
11/4/72	W	101-99	Buffalo
12/9/72	L	94-105	Chicago
1/7/73	L	96-119	Chicago
3/8/73	W	112-102	Buffalo
11/2/73	L	97-107	Chicago
11/4/73	L	*95-101	Buffalo(T)
2/8/74	W	106-101	Buffalo
3/15/74	L	97-114	Chicago
10/26/74	W	105-104	Buffalo
11/24/74	L	89-91	Chicago
2/16/75	L	109-114	Chicago
4/1/75	L	93-98	Buffalo
12/13/75	W	103-101	Chicago
1/9/76	L	100-107	Buffalo
1/16/76	W	110-104	Chicago
3/23/76	W	122-109	Buffalo
1/21/77	L	89-110	Chicago
3/11/77	W	95-90	Buffalo
4/5/77	L	89-91	Chicago
4/10/77	L	99-120	Buffalo
11/4/77	W	100-92	Chicago
11/12/77	W	106-103	Buffalo
4/1/78	L	102-110	Buffalo
4/7/78	W	113-103	Chicago
10/17/78	W	99-94	San Diego
10/20/78	W	110-94	Chicago
12/26/78	W	115-109	San Diego
1/26/79	W	107-91	Chicago
10/18/79	W	111-107	San Diego
11/9/79	L	92-107	Chicago
11/27/79	W	128-103	San Diego
1/4/80	L	118-121	Chicago
2/24/80	L	102-110	Chicago
3/18/80	L	101-115	San Diego
1/6/81	L	93-108	Chicago
2/17/81	W	128-95	San Diego
11/6/81	L	93-114	Chicago
11/24/81	L	102-109	San Diego
11/6/82	L	124-129	Chicago
3/11/83	W	**130-123	San Diego
2/14/84	L	99-112	Chicago
3/10/84	W	115-110	San Diego
11/30/84	L	100-104	Los Angeles

DATE	W-L	LAC-CHI	SITE
3/8/85	L	101-117	Chicago
10/31/85	W	120-112	Los Angeles
1/11/86	L	123-132	Chicago
3/3/87	L	80-114	Chicago
3/19/87	L	97-114	Los Angeles
3/5/88	L	76-100	Chicago
3/30/88	L	94-111	Los Angeles
11/23/88	W	105-97	Los Angeles
1/3/89	L	*121-126	Chicago
11/26/89	W	120-96	Los Angeles
1/13/90	L	111-117	Chicago
11/23/90	L	97-105	Los Angeles
12/14/90	L	88-128	Chicago
11/26/91	L	79-116	Los Angeles
4/3/92	L	103-114	Chicago
2/4/93	L	*105-107	Los Angeles
3/15/93	L	94-101	Chicago
12/7/93	L	111-115	Chicago
2/8/94	L	89-118	Los Angeles
11/22/94	L	93-105	Los Angeles
12/27/94	W	95-92	Chicago
12/2/95	L	98-104	Los Angeles(A)
3/30/96	L	85-106	Chicago
11/25/96	L	84-88	Los Angeles
12/5/96	L	96-114	Chicago
11/21/97	L	**102-111	Los Angeles
12/23/97	L	89-94	Chicago
2/7/99	L	84-89	Los Angeles
2/6/00	L	90-100	Los Angeles
2/19/00	L	72-74	Chicago
2/5/01	W	102-82	Los Angeles
2/22/01	W	93-80	Chicago
11/14/01	W	106-102	Los Angeles
3/8/02	W	94-90	Chicago
1/29/03	W	77-75	Los Angeles
3/8/03	W	103-97	Chicago
1/27/04	W	102-92	Los Angeles
4/2/04	L	*110-114	Chicago
11/13/04	W	97-96	Chicago
3/13/05	W	83-78	Los Angeles
2/12/06	L	91-97	Los Angeles
3/10/06	W	107-96	Chicago
1/31/07	W	110-98	Los Angeles
3/20/07	W	103-89	Chicago
11/6/07	W	97-91	Chicago
11/17/07	L	73-92	Los Angeles
12/17/08	L	*109-115	Chicago
1/28/09	L	75-95	Los Angeles
1/20/10	W	104-97	Los Angeles
2/2/10	W	90-82	Chicago
12/18/10	W	100-99	Chicago

DATE	W-L	LAC-CHI	SITE
2/2/11	L	88-106	Los Angeles
12/30/11	L	101-114	Los Angeles

** Indicates overtime (0-5)*
*** Indicates double overtime (1-1)*
(S) Indicates game played in Syracuse
(T) Indicates game played in Toronto
(A) Indicates games played at Arrowhead Pond of Anaheim

2011-12 CLIPPERS VS. BULLS

2011-2012 SEASON SERIES (0-1)

PLAYER	G-GS	MIN	FG-FGA	PCT	3FG-FGA	PCT	FT-FTA	PCT	- REBOUNDS - OFF	DEF	TOT	AST	PF-DQ	STL	TO	BLK	PTS	AVG	HI
Griffin	1-1	42	14-25	.560	0-0	—	6-10	.600	6	7	13	3	1-0	1	2	0	34	34.0	34
Butler	1-1	39	6-11	.545	1-4	.250	3-4	.750	0	1	1	4	4-0	1	2	0	16	16.0	16
Paul	1-1	44	7-14	.500	1-1	1.000	0-1	.000	0	4	4	14	2-0	4	3	0	15	15.0	15
Williams	1-1	33	5-10	.500	2-2	1.000	1-1	1.000	1	2	3	3	3-0	0	0	0	13	13.0	13
Jordan	1-1	26	5-6	.833	0-0	—	2-4	.500	1	4	5	0	5-0	0	2	3	12	12.0	12
Young (TOT)	2-2	62	9-31	.290	2-7	.286	2-2	1.000	2	6	8	2	5-0	3	4	2	22	11.0	17
Foye	1-0	19	2-6	.333	2-4	.500	0-0	—	0	0	0	1	2-0	0	1	0	6	6.0	6
Thompkins	1-0	9	1-3	.333	1-2	.500	0-0	—	0	0	0	0	0-0	0	0	0	3	3.0	3
Cook	1-0	17	1-3	.333	0-2	.000	0-0	—	0	3	3	0	5-0	0	0	0	2	2.0	2
Gomes	1-0	12	0-2	.000	0-0	—	0-0	—	1	1	2	1	0-0	0	1	0	0	0.0	0
CLIPPERS	**1**	**240**	**41-80**	**.513**	**7-15**	**.467**	**12-20**	**.600**	**9**	**22**	**31**	**26**	**22-0**	**6**	**11**	**3**	**101**	**101.0**	**101**
BULLS	**1**	**240**	**39-78**	**.500**	**7-17**	**.412**	**29-34**	**.853**	**15**	**30**	**45**	**29**	**19-0**	**4**	**12**	**2**	**114**	**114.0**	**114**

CLEVELAND CAVALIERS



BYRON SCOTT

Record:
392-463 (.458)
w/ Cavaliers:
40-108 (.270)

One Center Court
Cleveland, OH 44115-4001
Phone: (216) 420-2000
www.cavs.com

Majority Owner/Chairman	Dan Gilbert
Vice Chairmen	Jeff Cohen, Nate Forbes
General Manager	Chris Grant
Vice President of Basketball Operations	David Griffin
Head Coach	Byron Scott
Assistant Coaches	Paul Pressey, Jamahl Mosley, Joe Prunty, Nate Tibbetts
Assistant Coach/Strength & Conditioning Coordinator	Stan Kellers
Head Athletic Trainer	Max Benton
Director of Team Operations	Mark Cashman
President	Len Komoroski
Senior Vice President, Communications	**Tad Carper**
Basketball Communications Coordinator	**Jeff Schaefer**
Director, Communications Operations and Services	**Amanda Petrak**
Director of Corporate Communications	**Phyllis Salem**
Team Colors	Wine, Navy and Gold
Home Court	Quicken Loans Arena (20,562), 1994
Radio	WTAM (1100 AM) - John Michael, Jim Chones, Mike Snyder
Television	FOX Sports Ohio - Fred McLeod, Austin Carr, Allie Clifton

SERIES HISTORY

All-Time: 47-67 (Home: 32-24, Road 15-43)

2011-12: 0-1

Current Overall Streak: Lost 1

Home Streak: Won 1
Last Win: March 19, 2011 (100-92)
Last Loss: January 16, 2010 (101-102)

Road Streak: Lost 10
Last Win: March 10, 2002 (95-78)
Last Loss: February 8, 2012 (92-99)

Largest Margin of Victory:
Home: 37 (125-88), December 5, 1975
Road: 17 (95-78), March 10, 2002

Largest Margin of Defeat:
Home: 32 (79-111), January 19, 1971
Road: 27 (97-124), November 3, 1972

CAVALIERS 2011-12 REVIEW

Record:
21-45 (.318), 5th place, Central Division
Team Leaders:
Points: Jamison (1,118)
Rebounds: Jamison (408)
Assists: Irving (275)
vs. Clippers:
2/8/12 LAC 92 at **Cle 99**
2012 Playoffs:
None
2012 Draft Choices:
Dion Waiters (4), Jared Cunningham (24), Bernard James (33), Jae Crowder (34)

ABOUT THE CAVALIERS

All-time record:
1,561-1,835 (.460)
Franchise Locations:
Cleveland Cavaliers (1970 to present)

2011-12 CAVALIERS VS. CLIPPERS

2011-2012 SEASON SERIES (1-0)

									- REBOUNDS -										
PLAYER	G-GS	MIN	FG-FGA	PCT	3FG-FGA	PCT	FT-FTA	PCT	OFF	DEF	TOT	AST	PF-DQ	STL	TO	BLK	PTS	AVG	HI
Jamison	1-1	38	10-18	.556	1-3	.333	6-9	.667	3	5	8	3	3-0	0	1	1	27	27.0	27
Sessions	1-1	39	9-16	.563	2-4	.500	4-4	1.000	0	2	2	13	4-0	1	3	1	24	24.0	24
Gibson	1-1	36	6-11	.545	2-4	.500	3-4	.750	0	3	3	2	1-0	1	3	2	17	17.0	17
Varejao	1-1	32	6-8	.750	0-0	—	3-3	1.000	3	8	11	3	4-0	0	4	1	15	15.0	15
Gee	1-0	32	2-8	.250	1-3	.333	2-2	1.000	1	2	3	3	3-0	0	3	0	7	7.0	7
Eyenga	1-0	16	2-3	.667	1-1	1.000	1-2	.500	1	1	2	0	2-0	0	1	2	6	6.0	6
Casspi	1-1	21	1-3	.333	0-2	.000	0-0	—	0	1	1	0	1-0	1	0	0	2	2.0	2
Kapono (TOT)	1-0	9	1-2	.500	0-0	—	0-0	—	0	0	0	0	2-0	0	0	0	2	2.0	2
Samuels	1-0	13	0-3	.000	0-0	—	1-2	.500	1	3	4	0	3-0	0	0	1	1	1.0	1
Erden	1-0	7	0-0	—	0-0	—	0-0	—	0	0	0	0	1-0	1	0	0	0	0.0	0
Harangody	1-0	7	0-1	.000	0-1	.000	0-0	—	1	1	2	0	1-0	0	0	0	0	0.0	0
CAVALIERS	**1**	**240**	**36-71**	**.507**	**7-18**	**.389**	**20-26**	**.769**	**10**	**26**	**36**	**24**	**23-0**	**4**	**16**	**8**	**99**	**99.0**	**99**
CLIPPERS	**1**	**240**	**32-78**	**.410**	**3-15**	**.200**	**25-29**	**.862**	**15**	**23**	**38**	**20**	**26-1**	**8**	**14**	**5**	**92**	**92.0**	**92**

CLEVELAND CAVALIERS

DATE	W-L	LAC-CLE	SITE
10/14/70	W	107-92	Buffalo
11/7/70	W	103-91	Buffalo
12/6/70	L	106-108	Cleveland
12/18/70	W	113-94	Buffalo
12/19/70	L	112-123	Cleveland
12/26/70	L	107-120	Cleveland
1/9/71	L	89-111	Cleveland
1/19/71	L	79-111	Buffalo(S)
1/31/71	L	108-117	Cleveland
2/2/71	L	91-101	Buffalo(R)
2/13/71	W	111-106	Cleveland
3/6/71	W	120-109	Buffalo
10/15/71	W	*111-109	Cleveland
10/16/71	L	89-93	Buffalo
12/3/71	W	91-90	Buffalo
1/30/72	W	99-98	Cleveland
2/1/72	L	99-104	Buffalo
2/6/72	W	121-108	Cleveland
11/3/72	L	97-124	Cleveland
11/25/72	L	90-103	Buffalo
1/9/73	W	106-102	Buffalo
2/18/73	L	98-122	Cleveland
3/17/73	L	97-114	Buffalo
3/18/73	L	101-102	Cleveland
10/26/73	W	104-97	Buffalo(T)
10/27/73	W	111-101	Cleveland
12/14/73	W	102-98	Cleveland
12/18/73	W	100-93	Buffalo
2/10/74	L	121-125	Cleveland
3/16/74	W	114-105	Buffalo
11/12/74	W	112-94	Buffalo
12/19/74	L	104-106	Cleveland
1/10/75	W	104-100	Buffalo
1/30/75	W	97-91	Cleveland
11/20/75	W	*118-115	Cleveland
12/5/75	W	125-88	Buffalo
12/28/75	L	88-111	Cleveland
2/14/76	L	111-114	Buffalo
3/25/76	W	109-94	Cleveland
10/30/76	L	105-109	Buffalo
12/26/76	W	103-96	Cleveland
2/17/77	W	112-103	Buffalo
3/20/77	L	108-115	Cleveland
12/25/77	L	105-111	Cleveland
2/3/78	L	101-104	Buffalo
3/10/78	W	118-117	Buffalo
4/4/78	L	105-116	Cleveland
11/4/78	L	106-112	San Diego
12/28/78	L	114-116	Cleveland
1/27/79	W	111-110	Cleveland
3/10/79	W	121-115	San Diego
12/4/79	L	112-115	Cleveland
3/4/80	W	116-105	San Diego

DATE	W-L	LAC-CLE	SITE
11/18/80	L	94-104	Cleveland
3/6/81	W	140-125	San Diego
1/15/82	W	117-108	San Diego
3/17/82	L	*107-113	Cleveland
11/18/82	W	107-98	San Diego
2/6/83	L	107-110	Cleveland
11/20/83	W	99-97	San Diego
2/4/84	L	100-108	Cleveland
1/29/85	L	94-110	Cleveland
3/6/85	L	112-114	Los Angeles
1/3/86	L	111-130	Cleveland
3/4/86	W	106-101	Los Angeles
11/8/86	L	93-100	Los Angeles
1/8/87	L	93-103	Cleveland
1/6/88	L	100-116	Cleveland
2/27/88	W	97-96	Los Angeles
11/9/88	L	91-108	Cleveland
3/10/89	W	105-103	Los Angeles
12/7/89	W	105-88	Los Angeles
2/5/90	L	84-100	Cleveland
12/12/90	W	100-90	Cleveland
3/10/91	L	93-98	Los Angeles
11/2/91	W	106-105	Los Angeles
4/2/92	L	98-115	Cleveland
12/8/92	W	115-106	Cleveland
1/22/93	L	92-100	Los Angeles
1/21/94	L	90-106	Los Angeles#
3/29/94	L	96-106	Cleveland
1/18/95	W	92-83	Los Angeles
1/23/95	L	68-90	Cleveland
12/12/95	L	86-97	Cleveland
3/28/96	L	81-83	Los Angeles
12/8/96	L	69-90	Cleveland
1/19/97	L	**102-107	Los Angeles
3/21/98	L	79-100	Los Angeles
4/5/98	L	93-94	Cleveland
1/10/00	L	106-111	Cleveland
3/4/00	L	99-109	Los Angeles
2/21/01	W	100-94	Cleveland
3/31/01	W	104-97	Los Angeles
1/18/02	W	109-103	Los Angeles
3/10/02	W	95-78	Cleveland
10/30/02	L	96-98	Los Angeles
1/27/03	L	100-104	Cleveland
11/18/03	L	95-103	Cleveland
12/3/03	W	90-80	Los Angeles
11/29/04	W	94-82	Los Angeles
3/29/05	L	84-94	Cleveland
11/30/05	L	*105-112	Cleveland
12/3/05	W	102-90	Los Angeles
1/13/07	L	92-104	Los Angeles
2/7/07	L	77-94	Cleveland
11/11/07	L	95-103	Los Angeles

DATE	W-L	LAC-CLE	SITE
2/2/08	L	84-98	Cleveland
1/30/09	L	95-112	Cleveland
3/10/09	L	83-87	Los Angeles
1/16/10	L	101-102	Los Angeles
1/31/10	L	89-114	Cleveland
2/11/11	L	*119-126	Cleveland
3/19/11	W	100-92	Los Angeles
2/8/12	L	92-99	Cleveland

** Indicates overtime (2-2)*
*** Indicates double overtime (0-1)*
(S) Indicates game played in Syracuse
(R) Indicates game played in Rochester
(T) Indicates game played in Toronto
 # Indicates game played at Great Western Forum due to the Northridge Earthquake (1/17/94)

2011-12 CLIPPERS VS. CAVALIERS

2011-2012 SEASON SERIES (0-1)

PLAYER	G-GS	MIN	FG-FGA	PCT	3FG-FGA	PCT	FT-FTA	PCT	- REBOUNDS - OFF	DEF	TOT	AST	PF-DQ	STL	TO	BLK	PTS	AVG	HI
Griffin	1-1	37	8-16	.500	0-0	—	9-10	.900	5	10	15	1	6-1	1	1	0	25	25.0	25
Butler	1-1	36	8-15	.533	0-3	.000	5-6	.833	1	1	2	1	5-0	0	3	1	21	21.0	21
Paul	1-1	37	5-16	.313	0-2	.000	6-6	1.000	0	3	3	12	2-0	3	2	0	16	16.0	16
Foye	1-1	28	5-11	.455	3-6	.500	2-2	1.000	0	1	1	2	1-0	1	1	0	15	15.0	15
Martin	1-0	20	3-7	.429	0-1	.000	0-0	—	3	1	4	0	4-0	1	1	2	6	6.0	6
Williams	1-0	34	2-10	.200	0-3	.000	1-1	1.000	0	0	0	3	4-0	2	2	0	5	5.0	5
Evans	1-0	14	0-1	.000	0-0	—	2-4	.500	4	3	7	1	2-0	0	2	0	2	2.0	2
Gomes	1-0	9	1-2	.500	0-0	—	0-0	—	0	2	2	0	0-0	0	0	0	2	2.0	2
Jordan	1-1	24	0-0	—	0-0	—	0-0	—	2	2	4	0	2-0	0	1	2	0	0.0	0
CLIPPERS	**1**	**240**	**32-78**	**.410**	**3-15**	**.200**	**25-29**	**.862**	**15**	**23**	**38**	**20**	**26-1**	**8**	**14**	**5**	**92**	**92.0**	**92**
CAVALIERS	**1**	**240**	**36-71**	**.507**	**7-18**	**.389**	**20-26**	**.769**	**10**	**26**	**36**	**24**	**23-0**	**4**	**16**	**8**	**99**	**99.0**	**99**

DALLAS MAVERICKS

RICK CARLISLE

Record:
479-325 (.596)
w/ Mavericks:
198-114 (.635)

2500 Victory Avenue
Dallas, TX 75219
Phone: (214) 665-4660
www.mavs.com

Owner	Mark Cuban
President & CEO	Terdema Ussery
Head Coach	Rick Carlisle
President of Basketball Operations/General Manager	Donn Nelson
Assistant Coaches	Jim O'Brien, Tony Brown, Monte Mathis, Darrell Armstrong
Assistant General Manager	Keith Grant
Head Athletic Trainer	Casey Smith
Assistant Athletic Trainer	Dionne Calhoun
Assistant Coach/Strength Coach	Robert Hackett
Director of Basketball Communications	**Sarah Melton**
Basketball Communications Manager	**Scott Tomlin**
Basketball Communications Coordinator	**Alan Rakowski**
Team Colors	Blue, Black, Silver
Home Court	American Airlines Center (19,200), 2001
Radio	ESPN Radio (103.3 FM) Chuck Cooperstein, Brad Davis KFLC Spanish Radio (1270 AM) - Victor Villalba
Television	TXA-21 (Channel 21) - Mark Followill, Bob Ortegel, Jeff Wade FSN Southwest - Mark Followill, Bob Ortegel, Jeff Wade

SERIES HISTORY

All-Time: 47-84 (Home: 29-36, Road 18-48)
2011-12: 2-1
Current Overall Streak: Won 1
Home Streak: Won 1
Last Win: January 18, 2012 (91-89)
Last Loss: March 30, 2011 (100-106)
Road Streak: Won 1
Last Win: April 2, 2012 (94-75)
Last Loss: February 13, 2012 (92-96)
Largest Margin of Victory:
Home: 22 (2) (108-86), March 29, 1998
Road: 31 (117-86), March 18, 1992
Largest Margin of Defeat:
Home: 29 (100-129), April 11, 1987
Road: 32 (86-118), November 4, 1986

MAVERICKS 2011-12 REVIEW

Record:
36-30 (.545), 3rd place, Southwest Division
Team Leaders:
Points: Nowitzki (1,342)
Rebounds: Marion (465)
Assists: Kidd (264)
vs. Clippers:

1/18/12	Dal	89	at	**LAC**	**91**
2/13/12	LAC	92	at	**Dal**	**96**
4/2/12	**LAC**	**94**	at	Dal	75

2012 Playoffs:
1st Round vs. Oklahoma City (0-4)
2012 Draft Choices:
Tyler Zeller (17), Darius Johnson-Odom (55)

ABOUT THE MAVERICKS

All-time record:
1,300-1,276 (.505)
Franchise Locations:
Dallas Mavericks (1980 to present)

2011-12 MAVERICKS VS. CLIPPERS

2011-2012 SEASON SERIES (1-2)

PLAYER	G-GS	MIN	FG-FGA	PCT	3FG-FGA	PCT	FT-FTA	PCT	- REBOUNDS - OFF	DEF	TOT	AST	PF-DQ	STL	TO	BLK	PTS	AVG	HI
Nowitzki	3-3	101	18-47	.383	5-11	.455	17-21	.810	0	18	18	3	8-0	4	5	4	58	19.3	22
Terry	3-0	94	15-38	.395	4-11	.364	2-2	1.000	1	6	7	12	1-0	2	8	1	36	12.0	15
West	3-2	86	13-31	.419	3-11	.273	4-7	.571	0	6	6	9	5-0	2	5	1	33	11.0	17
Marion	3-3	91	15-35	.429	0-4	.000	2-2	1.000	8	12	20	7	1-0	6	2	2	32	10.7	16
Haywood	3-3	71	10-17	.588	0-0	—	1-7	.143	13	8	21	1	7-0	1	0	1	21	7.0	10
Odom	2-0	46	4-12	.333	1-1	1.000	5-6	.833	1	9	10	4	3-0	2	3	0	14	7.0	9
Carter	2-2	54	5-15	.333	2-6	.333	1-3	.333	0	11	11	4	5-0	2	4	1	13	6.5	10
Mahinmi	3-0	40	5-9	.556	0-0	—	8-11	.727	2	2	4	1	7-0	1	2	2	18	6.0	13
Wright	2-0	32	5-9	.556	0-0	—	2-4	.500	5	3	8	0	4-0	1	1	0	12	6.0	8
Beaubois	2-0	23	4-10	.400	1-6	.167	0-0	—	0	2	2	2	3-0	0	3	0	9	4.5	7
Kidd	2-2	60	3-10	.300	2-8	.250	0-0	—	1	6	7	14	3-0	1	5	0	8	4.0	5
Yi	1-0	4	1-2	.500	1-1	1.000	0-0	—	0	0	0	0	0-0	0	0	0	3	3.0	3
Cardinal	2-0	15	1-2	.500	1-2	.500	0-0	—	0	2	2	0	2-0	1	0	0	3	1.5	3
Jones	1-0	3	0-0	—	0-0	—	0-0	—	0	0	0	0	0-0	0	0	0	0	0.0	0
MAVERICKS	**3**	**720**	**99-237**	**.418**	**20-61**	**.328**	**42-63**	**.667**	**31**	**85**	**116**	**57**	**49-0**	**23**	**39**	**12**	**260**	**86.7**	**96**
CLIPPERS	**3**	**720**	**109-244**	**.447**	**29-81**	**.358**	**30-54**	**.556**	**40**	**106**	**146**	**63**	**52-0**	**28**	**49**	**15**	**277**	**92.3**	**94**

DALLAS MAVERICKS

DATE	W-L	LAC-DAL	SITE
11/4/80	W	116-102	Dallas
12/12/80	L	*109-112	Dallas
12/18/80	W	102-92	San Diego
1/18/81	W	115-109	San Diego
3/1/81	L	91-99	Dallas
12/3/81	W	113-111	San Diego
1/7/82	L	112-113	San Diego
1/13/82	W	105-102	Dallas
2/3/82	W	113-106	Dallas
3/13/82	L	118-126	San Diego
12/11/82	L	118-124	Dallas
12/21/82	L	118-121	San Diego
1/12/83	L	110-112	Dallas
3/13/83	L	102-111	Dallas
3/24/83	L	113-118	San Diego
12/11/83	W	118-116	San Diego
12/28/83	L	92-109	Dallas
1/6/84	L	106-123	San Diego
3/14/84	L	101-105	Dallas
4/10/84	L	114-116	San Diego
12/5/84	W	110-106	Dallas
12/26/84	L	118-124	Dallas
1/19/85	L	100-101	Los Angeles
4/5/85	W	*126-122	Dallas
4/14/85	L	92-96	Los Angeles
11/30/85	L	115-124	Dallas
12/10/85	W	120-118	Los Angeles
1/22/86	W	131-118	Dallas
3/6/86	L	113-131	Los Angeles
4/12/86	W	115-108	Los Angeles
11/4/86	L	86-118	Dallas
11/20/86	L	108-113	Los Angeles
2/14/87	L	107-138	Dallas
3/31/87	L	102-118	Dallas
4/11/87	L	100-129	Los Angeles
11/18/87	L	87-97	Dallas
1/18/88	L	87-99	Los Angeles
1/22/88	L	87-110	Dallas
2/14/88	L	100-110	Los Angeles
3/18/88	L	98-106	Los Angeles
1/25/89	L	98-117	Dallas
2/6/89	L	111-129	Los Angeles
2/14/89	L	98-117	Dallas
3/22/89	W	116-112	Los Angeles
11/8/89	L	99-123	Los Angeles
11/17/89	L	105-122	Dallas
12/22/89	L	92-101	Dallas
4/10/90	W	98-90	Los Angeles

DATE	W-L	LAC-DAL	SITE
11/28/90	L	88-107	Dallas
12/5/90	W	93-89	Los Angeles
1/18/91	W	*119-112	Dallas
3/29/91	W	105-96	Los Angeles
11/14/91	L	88-95	Dallas
2/4/92	W	97-80	Los Angeles
3/13/92	W	105-97	Los Angeles
3/18/92	W	117-86	Dallas
11/25/92	W	130-112	Dallas
12/22/92	W	108-94	Los Angeles
4/4/93	W	119-115	Los Angeles
4/20/93	W	107-98	Dallas
11/18/93	W	88-84	Los Angeles
11/23/93	W	105-98	Dallas
3/8/94	W	116-110	Dallas
3/11/94	W	106-96	Los Angeles
12/17/94	L	87-106	Los Angeles(A)
1/11/95	L	93-98	Dallas
4/18/95	L	91-104	Dallas
4/23/95	W	124-102	Los Angeles
11/17/95	W	101-90	Los Angeles
1/30/96	L	101-105	Dallas
3/14/96	W	110-96	Los Angeles(A)
4/6/96	L	96-101	Dallas
11/21/96	L	94-105	Dallas
12/10/96	L	95-100	Los Angeles
2/18/97	W	87-69	Los Angeles
4/14/97	W	99-93	Dallas
12/9/97	W	99-92	Dallas
1/3/98	W	97-88	Los Angeles
3/5/98	L	109-119	Dallas
3/29/98	W	108-86	Los Angeles
2/20/99	L	90-105	Los Angeles
3/2/99	L	99-112	Dallas
4/1/99	L	84-93	Dallas
1/27/00	L	90-99	Dallas
2/5/00	L	106-119	Los Angeles
3/28/00	L	102-112	Los Angeles
4/8/00	L	96-98	Dallas
11/13/00	L	76-90	Los Angeles
12/28/00	L	96-105	Dallas
2/26/01	L	92-103	Los Angeles
3/11/01	L	93-111	Dallas
1/26/02	L	112-133	Los Angeles
1/29/02	W	117-100	Dallas
2/16/02	W	119-110	Los Angeles
4/4/02	L	90-115	Dallas
12/10/02	L	95-122	Dallas

DATE	W-L	LAC-DAL	SITE
1/2/03	L	92-102	Dallas
1/12/03	L	90-96	Los Angeles
3/26/03	L	107-114	Los Angeles
12/10/03	W	100-99	Los Angeles
12/20/03	W	115-105	Dallas
2/24/04	L	91-116	Dallas
3/14/04	L	88-101	Los Angeles
1/20/05	L	77-99	Dallas
1/24/05	W	97-87	Los Angeles
3/2/05	W	101-92	Los Angeles
1/20/06	L	81-101	Los Angeles
2/21/06	L	91-93	Dallas
4/10/06	L	73-75	Los Angeles
4/19/06	W	85-71	Dallas
11/8/06	W	103-85	Los Angeles
12/22/06	L	83-115	Dallas
4/9/07	L	86-96	Dallas
12/21/07	L	89-102	Los Angeles
1/21/08	L	94-95	Dallas
3/25/08	L	90-103	Dallas
3/31/08	L	86-93	Los Angeles
11/9/08	W	103-92	Los Angeles
12/2/08	L	98-100	Dallas
12/28/08	L	76-98	Los Angeles
1/6/09	L	102-107	Dallas
10/31/09	L	84-93	Los Angeles
3/23/10	L	96-106	Dallas
4/12/10	L	94-117	Los Angeles
10/31/10	L	83-99	Los Angeles
1/25/11	L	105-112	Dallas
3/30/10	L	100-106	Los Angeles
4/8/11	L	96-107	Dallas
1/18/12	W	91-89	Los Angeles
2/13/12	L	92-96	Dallas
4/2/12	W	94-75	Dallas

** Indicates overtime (2-1)*
(A) Indicates game played at Arrowhead Pond of Anaheim

2011-12 CLIPPERS VS. MAVERICKS

2011-2012 SEASON SERIES (2-1)

PLAYER	G-GS	MIN	FG-FGA	PCT	3FG-FGA	PCT	FT-FTA	PCT	- REBOUNDS - OFF	DEF	TOT	AST	PF-DQ	STL	TO	BLK	PTS	AVG	HI
Billups	1-1	32	7-19	.368	5-11	.455	2-3	.667	1	7	8	3	2-0	0	3	0	21	21.0	21
Williams	2-0	73	15-25	.600	5-9	.556	2-2	1.000	3	2	5	7	2-0	4	6	0	37	18.5	26
Griffin	3-3	112	22-43	.512	0-0	—	5-22	.227	9	31	40	10	11-0	1	8	2	49	16.3	20
Butler	3-3	96	14-42	.333	6-19	.316	4-4	1.000	3	12	15	5	6-0	4	4	1	38	12.7	23
Young (TOT)	2-0	52	9-20	.450	3-9	.333	4-6	.667	1	3	4	2	1-0	1	4	0	25	12.5	15
Young (LAC)	1-0	19	4-9	.444	2-5	.400	0-0	—	1	0	1	0	0-0	0	1	0	10	10.0	10
Foye	3-3	90	12-36	.333	9-23	.391	3-5	.600	2	6	8	9	7-0	8	4	1	36	12.0	28
Paul	2-2	66	8-22	.364	2-9	.222	6-7	.857	1	9	10	19	2-0	3	6	0	24	12.0	16
Jordan	3-3	81	13-20	.650	0-0	—	2-3	.667	11	13	24	1	5-0	1	4	7	28	9.3	19
Bledsoe	1-0	18	4-8	.500	0-1	.000	1-2	.500	2	2	4	1	3-0	2	2	0	9	9.0	9
Martin	2-0	50	6-11	.545	0-1	.000	0-0	—	1	7	8	3	5-0	3	1	4	12	6.0	10
Thompkins	1-0	3	2-2	1.000	0-0	—	0-0	—	0	0	0	0	0-0	0	0	0	4	4.0	4
Evans	3-0	45	1-1	1.000	0-0	—	4-4	1.000	4	14	18	4	7-0	0	2	0	6	2.0	4
Gomes	2-0	19	1-4	.250	0-2	.000	0-0	—	0	2	2	1	2-0	1	1	0	2	1.0	2
Simmons	1-0	13	0-2	.000	0-1	.000	1-2	.500	2	1	3	0	0-0	1	0	0	1	1.0	1
Jones	1-0	4	0-0	—	0-0	—	0-0	—	0	0	0	0	0-0	0	0	0	0	0.0	0
CLIPPERS	**3**	**720**	**109-244**	**.447**	**29-81**	**.358**	**30-54**	**.556**	**40**	**106**	**146**	**63**	**52-0**	**28**	**49**	**15**	**277**	**92.3**	**94**
MAVERICKS	**3**	**720**	**99-237**	**.418**	**20-61**	**.328**	**42-63**	**.667**	**31**	**85**	**116**	**57**	**49-0**	**23**	**39**	**12**	**260**	**86.7**	**96**

DENVER NUGGETS

GEORGE KARL

Record:
1074-731 (.595)
w/ Nuggets:
366-232 (.612)

1000 Chopper Circle
Denver, CO 80204
Phone: (303) 405-1100
www.nuggets.com

Owner	E. Stanley Kroenke
President	Josh Kroenke
Executive VP of Basketball Operations	Masai Ujiri
Vice President of Media and Player Development	Tomago Collins
Head Coach	George Karl
Assistant Coaches	Melvin Hunt, Chad Iske, John Welch
Head Athletic Trainer/Traveling Secretary	Jim Gillen
Assistant Coach/Strength & Conditioning Coach	Steve Hess
Director of Media Relations	**Tim Gelt**
Media Relations Manager	**Nick O'Hayre**
Team Colors	Light Blue, Yellow, Dark Blue
Home Court	Pepsi Center (19,155), 1999
Radio	KCKK (AM 1510) - Jason Kosmicki
Television	Altitude Sports & Entertainment - Chris Marlowe, Scott Hastings

SERIES HISTORY

All-Time: 67-83 (Home: 48-26, Road 19-57)
2011-12: 3-1
Current Overall Streak: Won 2
Home Streak: Won 1
Last Win: February 22, 2012 (103-95)
Last Loss: February 2, 2012 (91-112)
Road Streak: Won 2
Last Win: April 18, 2012 (109-105)
Last Loss: December 3, 2010 (104-98)
Largest Margin of Victory:
Home: 34 (122-88), April 11, 1992
Road: 27 (114-87), March 21, 1992
Largest Margin of Defeat:
Home: 22 (103-125), April 13, 1995
Road: 46 (93-139), November 6, 1987

NUGGETS 2011-12 REVIEW

Record:
38-28 (.576), 2nd place, Northwest Division
Team Leaders:
Points: Lawson (999)
Rebounds: Harrington (390)
Assists: Miller (441)
vs. Clippers:

1/29/12	**LAC**	**109**	at	Den	105
2/2/12	**Den**	**112**	at	LAC	91
2/22/12	Den	95	at	**LAC**	**103**
4/18/12	**LAC**	**104**	at	Den	98

2012 Playoffs:
1st Round vs. Lakers (3-4)
2012 Draft Choice:
Evan Fournier (20), Quincy Miller (38), Izzet Turkyalamz (50)

ABOUT THE NUGGETS

All-time record:
1,820-1,828 (.499)
NBA record:
1,407-1,497 (.485)
Franchise Locations:
Denver Rockets (1967-74, ABA)
Denver Nuggets (1974-76, ABA)
Denver Nuggets (1976 to present)

2011-12 NUGGETS VS. CLIPPERS

2011-2012 SEASON SERIES (1-3)

									- REBOUNDS -										
PLAYER	G-GS	MIN	FG-FGA	PCT	3FG-FGA	PCT	FT-FTA	PCT	OFF	DEF	TOT	AST	PF-DQ	STL	TO	BLK	PTS	AVG	HI
Lawson	2-2	69	15-25	.600	3-5	.600	9-11	.818	2	6	8	12	0-0	2	4	0	42	21.0	24
Gallinari	3-3	89	12-31	.387	7-13	.538	11-12	.917	2	14	16	8	9-0	1	5	0	42	14.0	21
Afflalo	4-4	131	17-32	.531	5-10	.500	13-15	.867	0	14	14	8	6-0	2	6	0	52	13.0	20
Hilario	2-2	60	13-24	.542	0-1	.000	0-0	—	7	7	14	5	7-0	0	6	1	26	13.0	18
Harrington	4-0	108	16-50	.320	4-20	.200	13-18	.722	4	17	21	11	9-0	5	5	2	49	12.3	16
Fernandez	2-0	50	9-15	.600	4-9	.444	0-0	—	1	7	8	2	6-0	1	5	0	22	11.0	12
Miller	4-2	126	17-46	.370	0-8	.000	10-10	1.000	1	11	12	34	11-0	2	11	1	44	11.0	16
Hamilton	2-0	31	7-13	.538	5-7	.714	2-2	1.000	0	7	7	2	0-0	0	2	0	21	10.5	18
Faried	3-2	54	11-17	.647	0-0	—	8-11	.727	9	9	18	0	8-0	2	2	1	30	10.0	12
McGee (TOT)	3-2	71	12-21	.571	0-0	—	4-6	.667	3	7	10	0	10-0	0	4	4	28	9.3	18
McGee (DEN)	1-0	15	3-4	.750	0-0	—	0-0	—	0	1	1	0	2-0	0	0	0	6	6.0	6
Koufos	3-1	57	10-14	.714	0-0	—	5-6	.833	6	12	18	1	4-0	0	1	4	25	8.3	12
Mozgov	3-3	69	11-21	.524	0-0	—	3-8	.375	6	12	18	1	3-0	2	2	6	25	8.3	11
Brewer	3-1	71	7-18	.389	0-5	.000	6-7	.857	2	6	8	3	11-0	1	3	2	20	6.7	12
Stone	2-0	25	2-3	.667	1-2	.500	1-2	.500	1	2	3	2	6-0	0	1	1	6	3.0	6
Carroll	1-0	5	0-0	—	0-0	—	0-0	—	0	0	0	1	0-0	0	0	0	0	0.0	0
NUGGETS	**4**	**960**	**150-313**	**.479**	**29-80**	**.363**	**81-102**	**.794**	**41**	**125**	**166**	**90**	**82-0**	**18**	**56**	**18**	**410**	**102.5**	**112**
CLIPPERS	**4**	**960**	**154-335**	**.460**	**43-108**	**.398**	**56-86**	**.651**	**48**	**108**	**156**	**87**	**92-0**	**32**	**50**	**29**	**407**	**101.8**	**109**

DENVER NUGGETS

DATE	W-L	LAC-DEN	SITE
11/11/76	W	105-94	Buffalo
1/24/77	L	107-127	Denver
3/13/77	W	102-95	Buffalo
3/31/77	L	95-110	Denver
10/29/77	L	111-127	Denver
11/2/77	W	104-100	Buffalo
1/25/78	L	*119-121	Denver
4/3/78	L	95-104	Buffalo
10/15/78	L	94-98	San Diego
2/2/79	W	124-100	San Diego
2/16/79	W	118-104	Denver
3/30/79	L	121-130	Denver
10/23/79	W	132-127	San Diego
11/21/79	L	84-105	Denver
12/14/79	W	112-108	San Diego
2/9/80	L	104-123	Denver
3/13/80	W	116-102	San Diego
3/16/80	L	107-127	Denver
10/17/80	L	116-129	San Diego
11/25/80	W	108-94	San Diego
11/26/80	L	109-113	Denver
1/9/81	L	116-130	San Diego
1/21/81	W	125-116	Denver
11/18/81	L	128-133	Denver
1/6/82	L	114-136	Denver
1/17/82	L	131-138	San Diego
2/13/82	L	129-146	Denver
3/25/82	L	117-129	San Diego
11/16/82	L	130-136	San Diego
11/27/82	L	125-141	Denver
1/8/83	W	122-120	San Diego
2/8/83	W	125-98	San Diego
4/2/83	L	99-107	Denver
10/29/83	W	141-128	San Diego
11/5/83	L	121-127	Denver
11/23/83	L	114-133	Denver
3/9/84	W	134-126	San Diego
4/1/84	L	103-129	Denver
11/5/84	W	107-104	Los Angeles
11/21/84	L	106-112	Los Angeles
11/27/84	L	110-139	Denver
1/5/85	W	127-115	Denver
4/10/85	W	129-127	Los Angeles
11/16/85	L	109-113	Denver
12/11/85	L	95-134	Denver
3/9/86	L	121-123	Los Angeles
3/21/86	L	104-115	Denver
4/9/86	W	132-127	Los Angeles
11/11/86	W	115-112	Los Angeles
1/14/87	W	123-105	Los Angeles
2/2/87	L	112-140	Denver
2/20/87	W	121-107	Los Angeles
3/24/87	L	119-128	Denver
11/6/87	L	93-139	Denver
11/21/87	L	91-97	Los Angeles
1/30/88	L	106-124	Denver
3/23/88	L	108-118	Los Angeles
4/23/88	L	109-134	Denver
11/19/88	L	107-134	Denver
12/16/88	W	121-118	Los Angeles
12/17/88	L	99-114	Denver
3/27/89	W	119-118	Los Angeles
11/14/89	W	129-121	Los Angeles
12/16/89	W	114-108	Los Angeles
2/23/90	L	112-121	Denver
3/20/90	L	112-119	Denver
12/1/90	W	137-121	Denver
2/24/91	W	129-112	Los Angeles
3/12/91	W	*126-123	Denver
4/12/91	W	146-130	Los Angeles
11/8/91	W	106-82	Los Angeles
12/6/91	W	*102-100	Denver
3/21/92	W	114-87	Denver
4/11/92	W	122-88	Los Angeles
11/27/92	L	106-109	Los Angeles
11/28/92	W	121-119	Denver
4/10/93	W	118-101	Los Angeles
4/18/93	L	83-94	Denver
11/7/93	L	97-99	Denver
3/17/94	L	99-102	Los Angeles
4/5/94	W	92-91	Denver
4/20/94	L	85-100	Los Angeles
2/21/95	L	80-118	Denver
3/4/95	L	89-101	Los Angeles
3/27/95	L	104-113	Denver
4/13/95	L	103-125	Los Angeles
11/12/95	W	108-103	Los Angeles
12/23/95	W	107-92	Denver
1/25/96	W	94-93	Los Angles
2/8/96	L	95-115	Denver
11/5/96	W	82-78	Denver
1/24/97	W	114-111	Los Angeles
3/2/97	L	*107-109	Denver
4/12/97	W	116-94	Los Angeles(A)
12/7/97	L	92-100	Denver
12/27/97	W	105-103	Los Angeles
1/24/98	L	81-99	Los Angeles
3/8/98	W	100-89	Denver
3/29/99	L	88-100	Denver
4/4/99	L	80-82	Denver
4/18/99	L	101-103	Los Angeles
12/28/99	L	105-128	Denver
3/14/00	W	110-106	Los Angeles
3/17/00	L	87-114	Denver
4/15/00	L	*114-115	Los Angeles
11/12/00	L	79-95	Denver
12/26/00	L	108-109	Denver
1/10/01	W	92-86	Los Angeles
3/5/01	W	99-86	Los Angeles
11/30/01	L	93-96	Denver
1/4/02	W	82-80	Denver
1/21/02	W	102-89	Los Angeles
4/7/02	W	97-75	Los Angeles
11/22/02	L	70-72	Denver
12/21/02	W	92-89	Los Angeles
3/19/03	W	91-78	Los Angeles
4/12/03	W	101-79	Denver
11/7/03	W	*104-102	Denver
11/29/03	L	86-98	Los Angeles
12/31/03	W	120-104	Los Angeles
3/22/04	L	80-102	Denver
1/3/05	W	102-98	Denver
3/5/05	L	89-105	Los Angeles
3/18/05	L	96-115	Denver
11/25/05	L	95-105	Denver
1/27/06	W	105-87	Denver
1/28/06	W	112-79	Los Angeles
4/4/06	W	111-109	Los Angeles
11/2/06	W	96-95	Los Angeles
11/26/06	L	88-103	Denver
4/7/07	L	93-96	Los Angeles
11/21/07	W	101-90	Los Angeles
11/30/07	L	107-123	Denver
2/29/08	L	104-110	Denver
4/8/08	L	99-117	Los Angeles
10/31/08	L	*103-113	Los Angeles
11/26/08	L	105-106	Los Angeles
3/14/09	L	94-107	Denver
4/4/09	L	104-120	Denver
11/20/09	W	106-99	Los Angeles
1/21/10	L	85-105	Denver
4/3/10	L	90-98	Denver
11/5/10	L	104-111	Denver
12/3/10	L	104-109	Denver
1/5/11	W	106-93	Los Angeles
3/5/11	W	100-94	Los Angeles
1/29/12	W	109-105	Denver
2/2/12	L	91-112	Los Angeles
2/22/12	W	103-95	Los Angeles
4/18/12	W	104-98	Denver

** Indicates overtime (3-4)*
(A) Indicates game played at Arrowhead Pond of Anaheim

2011-12 CLIPPERS VS. NUGGETS

2011-2012 SEASON SERIES (3-1)

PLAYER	G-GS	MIN	FG-FGA	PCT	3FG-FGA	PCT	FT-FTA	PCT	- REBOUNDS - OFF	DEF	TOT	AST	PF-DQ	STL	TO	BLK	PTS	AVG	HI
Paul	4-4	143	34-63	.540	9-18	.500	20-24	.833	2	10	12	33	12-0	8	9	2	97	24.3	36
Billups	2-2	58	13-29	.448	8-19	.421	6-6	1.000	0	4	4	5	4-0	0	3	0	40	20.0	32
Young (TOT)	2-1	65	15-30	.500	7-14	.500	1-1	1.000	1	1	2	4	6-0	6	2	0	38	19.0	25
Young (LAC)	1-0	25	5-8	.625	3-4	.750	0-0	—	1	1	2	0	4-0	2	2	0	13	13.0	13
Griffin	4-4	139	32-58	.552	0-1	.000	10-24	.417	12	25	37	15	14-0	4	8	5	74	18.5	27
Williams	4-0	103	18-46	.391	8-24	.333	6-8	.750	3	10	13	15	7-0	5	6	1	50	12.5	19
Foye	4-2	94	16-36	.444	8-20	.400	5-5	1.000	0	9	9	7	11-0	3	1	2	45	11.3	17
Butler	4-4	110	16-41	.390	7-15	.467	1-2	.500	2	12	14	6	8-0	2	4	0	40	10.0	14
Jordan	4-4	118	11-20	.550	0-0	—	2-7	.286	19	28	47	1	12-0	1	6	16	24	6.0	10
Martin	2-0	47	4-10	.400	0-1	.000	4-6	.667	2	0	2	1	2-0	2	2	2	12	6.0	7
Thompkins	1-0	9	2-5	.400	0-1	.000	0-0	—	0	0	0	0	0-0	1	0	0	4	4.0	4
Gomes	3-0	24	2-6	.333	0-1	.000	0-0	—	1	1	2	0	1-0	0	0	0	4	1.3	2
Bledsoe	2-0	19	1-1	1.000	0-0	—	0-0	—	1	1	2	3	4-0	1	1	0	2	1.0	2
Evans	3-0	41	0-4	.000	0-0	—	2-4	.500	3	5	8	0	8-0	2	3	0	2	0.7	1
Cook	1-0	12	0-4	.000	0-3	.000	0-0	—	0	1	1	0	2-0	1	1	0	0	0.0	0
Jones	1-0	7	0-1	.000	0-0	—	0-0	—	1	0	1	0	1-0	0	0	0	0	0.0	0
Leslie	1-0	6	0-2	.000	0-0	—	0-0	—	1	0	1	1	1-0	0	0	0	0	0.0	0
Simmons	1-0	6	0-1	.000	0-1	.000	0-0	—	0	1	1	0	1-0	0	1	1	0	0.0	0
CLIPPERS	**4**	**960**	**154-335**	**.460**	**43-108**	**.398**	**56-86**	**.651**	**48**	**108**	**156**	**87**	**92-0**	**32**	**50**	**29**	**407**	**101.8**	**109**
NUGGETS	**4**	**960**	**150-313**	**.479**	**29-80**	**.363**	**81-102**	**.794**	**41**	**125**	**166**	**90**	**82-0**	**18**	**56**	**18**	**410**	**102.5**	**112**

DETROIT PISTONS

LAWRENCE FRANK

Record:
250-282 (.483)
w/ Pistons:
25-41(.379)

4 Championship Drive
Auburn Hills, MI 48326
Phone: (248) 377-0100
www.pistons.com

Owner	Tom Gores
President & CEO, Palace Sports & Entertainment/Pistons	Dennis Mannion
President, Basketball Operations	Joe Dumars
Assistant General Manager	George David
Head Coach	Lawrence Frank
Assistant Coaches	Brian Hill, John Loyer, Roy Rogers, Dee Brown, Charles Klask, Bill Pope
Player Development	Steve Hetzel
Athletic Trainer	Mike Abdenour
Strength & Conditioning Coach	Arnie Kander
Vice President, Media Relations	**Kevin Grigg**
Director, Media Relations	**Cletus Lewis, Jr.**
Media Relations Assistant	**Michelle Fikany**
Team Colors	Red, White and Blue
Home Court	The Palace of Auburn Hills (22, 076), 1988
Radio	WXYT The Ticket (97.1 FM) - George Blaha, Mark Champion, Rick Mahorn
Television	FS Detroit - George Blaha, Greg Kelser

SERIES HISTORY

All-Time: 34-69 (Home: 23-29, Road 11-40)

2011-12: 1-0

Current Overall Streak: Won 2

Home Streak: Won 1
Last Win: March 18, 2012 (87-83)OT
Last Loss: November 12, 2010 (107-113)OT

Road Streak: Won 2
Last Win: December 17, 2010 (109-88)
Last Loss: March 20, 2009 (90-108)

Largest Margin of Victory:
Home: 30 (117-87), March 15, 1995
Road: 16 (2) (97-81), March 31, 1992

Largest Margin of Defeat:
Home: 30 (73-103), March 1, 2008
Road: 28 (2) (85-113), January 11, 1998

PISTONS 2011-12 REVIEW

Record:
25-41 (.379), 4th place, Central Division

Team Leaders:
Points: Monroe (1,015)
Rebounds: Monroe (637)
Assists: Knight (251)

vs. Clippers:
3/18/12 Det 83 at **LAC 87 (OT)**

2012 Playoffs:
None

2012 Draft Choices:
Andre Drummond (9), Khris Middleton (39), Kim English (44)

ABOUT THE PISTONS

All-time record:
2,482-2,558 (.492)

Franchise Locations:
Fort Wayne Pistons (1948-57)
Detroit Pistons (1957 to present)

2011-12 PISTONS VS. CLIPPERS

2011-2012 SEASON SERIES (0-1)

PLAYER	G-GS	MIN	FG-FGA	PCT	3FG-FGA	PCT	FT-FTA	PCT	- REBOUNDS - OFF	DEF	TOT	AST	PF-DQ	STL	TO	BLK	PTS	AVG	HI
Monroe	1-1	37	6-11	.545	0-0	—	11-13	.846	5	10	15	1	4-0	0	2	1	23	23.0	23
Prince	1-1	41	9-17	.529	1-2	.500	1-2	.500	2	5	7	1	1-0	0	2	2	20	20.0	20
Jerebko	1-0	29	6-11	.545	0-2	.000	2-2	1.000	2	6	8	1	1-0	1	1	1	14	14.0	14
Gordon	1-0	37	3-11	.273	0-2	.000	1-2	.500	0	5	5	5	3-0	0	5	0	7	7.0	7
Stuckey	1-1	36	1-8	.125	1-3	.333	4-4	1.000	0	1	1	5	0-0	1	2	0	7	7.0	7
Knight	1-1	40	3-14	.214	0-7	.000	0-0	—	0	1	1	2	4-0	1	4	0	6	6.0	6
Wilkins	1-0	12	2-3	.667	0-0	—	0-0	—	0	0	0	0	0-0	0	0	2	4	4.0	4
Maxiell	1-1	17	1-4	.250	0-0	—	0-0	—	2	1	3	1	5-0	0	0	0	2	2.0	2
Wallace	1-0	17	0-2	.000	0-0	—	0-0	—	2	5	7	0	2-0	0	1	2	0	0.0	0
PISTONS	**1**	**265**	**31-81**	**.383**	**2-16**	**.125**	**19-23**	**.826**	**13**	**34**	**47**	**16**	**20-0**	**3**	**18**	**8**	**83**	**83.0**	**83**
CLIPPERS	**1**	**265**	**35-87**	**.402**	**4-20**	**.200**	**13-19**	**.684**	**10**	**30**	**40**	**23**	**23-0**	**12**	**11**	**4**	**87**	**87.0**	**87**

DETROIT PISTONS

DATE	W-L	LAC-DET	SITE
10/24/70	L	95-114	Buffalo
11/5/70	L	109-121	Detroit
12/12/70	W	93-92	Detroit
1/15/71	L	97-99	Buffalo
2/26/71	L	122-127	Buffalo
3/19/71	L	105-111	Detroit
11/20/71	L	96-105	Buffalo
1/9/72	L	96-101	Detroit
2/11/72	W	95-88	Buffalo
2/12/72	L	87-113	Detroit
3/18/72	W	116-103	Buffalo
3/24/72	L	105-112	Detroit
11/30/72	L	116-127	Detroit
1/19/73	W	108-98	Buffalo
2/6/73	L	105-107	Buffalo
3/16/73	L	100-121	Detroit
11/17/73	L	94-98	Buffalo
1/30/74	L	96-111	Detroit
2/15/74	W	118-116	Buffalo
3/17/74	L	109-116	Detroit
11/9/74	W	109-100	Buffalo
11/10/74	W	124-117	Detroit
1/3/75	L	92-111	Buffalo
2/1/75	L	113-119	Detroit
11/1/75	W	97-93	Buffalo
11/21/75	L	94-104	Detroit
2/21/76	L	112-114	Buffalo
3/21/76	L	112-118	Detroit
11/5/76	W	122-108	Detroit
11/26/76	W	124-119	Buffalo
12/25/76	W	115-106	Buffalo
1/15/77	L	105-121	Detroit
12/17/77	W	**126-122	Detroit
12/30/77	L	87-103	Buffalo
1/18/78	L	100-113	Detroit
3/28/78	L	118-123	Buffalo
12/2/78	L	113-120	San Diego
12/29/78	W	111-107	Detroit
1/2/79	W	137-119	San Diego
1/28/79	L	118-128	Detroit
12/16/79	W	133-126	San Diego
2/27/80	W	129-113	Detroit
11/20/80	L	90-97	Detroit
12/21/80	W	117-97	San Diego
1/21/82	L	110-120	San Diego
3/16/82	L	110-114	Detroit
1/1/83	L	105-117	San Diego
2/3/83	W	115-108	Detroit

DATE	W-L	LAC-DET	SITE
2/3/84	L	111-126	Detroit
3/21/84	L	123-132	San Diego
3/11/85	L	114-121	Detroit
3/18/85	W	136-116	Los Angeles
2/26/86	L	104-111	Detroit
3/22/86	L	99-119	Los Angeles
1/9/87	L	123-131	Detroit
1/23/87	L	97-100	Los Angeles
3/2/88	L	90-103	Detroit
3/28/88	W	102-100	Los Angeles
2/26/89	L	98-110	Detroit
4/2/89	L	101-117	Los Angeles
12/13/89	W	83-79	Los Angeles
1/3/90	L	80-84	Detroit
11/7/90	L	83-110	Los Angeles
3/3/91	L	98-107	Detroit
12/11/91	W	101-96	Los Angeles
3/31/92	W	97-81	Detroit
11/17/92	W	*115-106	Los Angeles
1/6/93	L	103-110	Detroit
11/11/93	W	111-99	Los Angeles
3/23/94	L	107-111	Detroit
1/30/95	L	95-102	Detroit
3/15/95	W	117-87	Los Angeles
3/2/96	L	103-107	Los Angeles
3/11/96	L	90-100	Detroit
3/8/97	L	85-91	Los Angeles
3/28/97	L	85-113	Detroit
1/11/98	L	85-113	Detroit
1/22/98	L	76-94	Los Angeles(A)
12/10/99	L	83-107	Detroit
3/25/00	L	107-126	Los Angeles
2/19/01	W	*111-106	Detroit
3/27/01	W	101-94	Los Angeles
12/16/01	W	82-77	Los Angeles
2/7/02	L	92-105	Detroit
11/3/02	W	74-72	Los Angeles
2/5/03	L	80-89	Detroit
2/29/04	L	88-100	Los Angeles
3/31/04	L	99-108	Detroit
11/8/04	L	**96-99	Los Angeles
4/1/05	L	97-84	Detroit
12/11/05	L	101-109	Los Angeles
2/8/06	L	87-97	Detroit
2/12/07	L	74-92	Detroit
3/11/07	L	80-98	Los Angeles
11/9/07	L	79-103	Detroit
3/1/08	L	73-103	Los Angeles

DATE	W-L	LAC-DET	SITE
1/4/09	L	87-88	Los Angeles
3/20/09	L	90-108	Detroit
11/27/09	W	104-96	Detroit
2/24/10	W	97-91	Los Angeles
11/12/10	L	*107-113	Los Angeles
12/17/10	W	109-88	Detroit
3/18/12	W	*87-83	Los Angeles

** Indicates overtime (3-1)*
*** Indicates double overtime (1-1)*
(A) Indicates game played at Arrowhead Pond of Anaheim

2011-12 CLIPPERS VS. PISTONS

2011-2012 SEASON SERIES (1-0)

PLAYER	G-GS	MIN	FG-FGA	PCT	3FG-FGA	PCT	FT-FTA	PCT	- REBOUNDS - OFF	DEF	TOT	AST	PF-DQ	STL	TO	BLK	PTS	AVG	HI
Paul	1-1	44	8-14	.571	1-4	.250	2-2	1.000	1	8	9	15	0-0	4	0	0	19	19.0	19
Griffin	1-1	39	7-13	.538	0-1	.000	3-7	.429	2	9	11	1	5-0	1	3	1	17	17.0	17
Young (TOT)	2-1	60	9-19	.474	3-7	.429	10-11	.909	1	2	3	2	4-0	4	2	0	31	15.5	22
Young (LAC)	1-0	29	1-6	.167	0-1	.000	7-8	.875	0	0	0	1	2-0	2	0	0	9	9.0	9
Foye	1-1	25	6-14	.429	2-6	.333	0-0	—	0	3	3	1	3-0	1	2	0	14	14.0	14
Jordan	1-1	26	4-4	1.000	0-0	—	1-2	.500	1	1	2	1	4-0	0	1	1	9	9.0	9
Martin	1-0	22	4-7	.571	0-0	—	0-0	—	0	2	2	0	3-0	1	3	2	8	8.0	8
Butler	1-1	37	3-16	.188	0-2	.000	0-0	—	3	5	8	1	4-0	2	0	0	6	6.0	6
Williams	1-0	24	2-10	.200	1-4	.250	0-0	—	0	0	0	3	0-0	0	0	0	5	5.0	5
Evans	1-0	8	0-0	—	0-0	—	0-0	—	3	1	4	0	2-0	1	1	0	0	0.0	0
Simmons	1-0	11	0-3	.000	0-2	.000	0-0	—	0	1	1	0	0-0	0	0	0	0	0.0	0
CLIPPERS	**1**	**265**	**35-87**	**.402**	**4-20**	**.200**	**13-19**	**.684**	**10**	**30**	**40**	**23**	**23-0**	**12**	**11**	**4**	**87**	**87.0**	**87**
PISTONS	**1**	**265**	**31-81**	**.383**	**2-16**	**.125**	**19-23**	**.826**	**13**	**34**	**47**	**16**	**20-0**	**3**	**18**	**8**	**83**	**83.0**	**83**

GOLDEN STATE WARRIORS

MARK JACKSON

Record:
23-43 (.348)
w/ Warriors:
23-43 (.348)

1011 Broadway
Oakland, CA 94607
Phone: (510) 986-2200
www.warriors.com

Co-Executive Chairman & CEO	Joe Lacob
Co-Executive Chairman	Peter Guber
President & COO	Rick Welts
General Manager	Bob Myers
Head Coach	Mark Jackson
Lead Assistant Coach	Michael Malone
Assistant Coaches	Pete Myers, Darren Erman, Bob Beyer Jerry DeGregorio
Assistant Coaches/Athletic Development	Kris Weems
Head Athletic Trainer	Chad Bergman
Vice President, Public Relations	**Raymond Ridder**
Director, Public Relations	**Dan Martinez**
Assistants, Public Relations	**Brett Winkler, Ryan Donough**
Team Colors	Warriors Royal Blue, California Golden Yellow
Home Court	Oracle Arena (19,596), 1997
Radio	KNBR (680/1050 AM) - Tim Roye
Television/Cable	Comcast Sports Net Bay Area - Bob Fitzgerald, Jim Barnett

SERIES HISTORY

All-Time: 81-109 (Home: 48-47, Road 33-62)

2011-12: 2-2

Current Overall Streak: Won 1

Home Streak: Won 1
Last Win: April 14, 2012 (112-104)
Last Loss: March 11, 2012 (93-97)

Road Streak: Lost 1
Last Win: December 25, 2011 (105-86)
Last Loss: February 20, 2012 (97-104)

Largest Margin of Victory:
Home: 28 (118-90), November 6, 2009
Road: 20 (116-96), March 21, 2002

Largest Margin of Defeat:
Home: 34 (95-129), December 15, 1972
Road: 46 (95-141), December 23, 1993

WARRIORS 2011-12 REVIEW

Record:
23-43 (.348), 4th place, Pacific Division

Team Leaders:
Points: Lee (1,147)
Rebounds: Lee (545)
Assists: Robinson (231)

vs. Clippers:

12/25/11	**LAC**	**105**	at	GS	86
2/20/12	**GS**	**104**	at	LAC	97
3/11/12	LAC	93	at	**GS**	**97**
4/14/12	GS	104	at	**LAC**	**112**

2012 Playoffs: None

2012 Draft Choices:
Harrison Barnes (7), Festis Ezeli (30), Draymond Green (35), Ognjen Kuzmic (52)

ABOUT THE WARRIORS

All-time record:
2,352- 2,794 (.457)

Franchise Locations:
Philadelphia Warriors (1946-62)
San Francisco Warriors (1962-71)
Golden State Warriors (1971 to present)

2011-12 WARRIORS VS. CLIPPERS

2011-2012 SEASON SERIES (2-2)

PLAYER	G-GS	MIN	FG-FGA	PCT	3FG-FGA	PCT	FT-FTA	PCT	- REBOUNDS - OFF	DEF	TOT	AST	PF-DQ	STL	TO	BLK	PTS	AVG	HI
Ellis	3-3	124	24-55	.436	4-9	.444	16-20	.800	3	12	15	23	12-0	5	13	1	68	22.7	32
Lee	3-3	111	26-49	.531	0-0	—	11-15	.733	11	24	35	5	14-1	4	7	1	63	21.0	24
Robinson	3-0	70	15-32	.469	6-16	.375	7-10	.700	4	5	9	12	6-0	1	3	0	43	14.3	28
D. Wright	4-4	129	15-37	.405	9-27	.333	12-14	.857	7	19	26	6	8-0	3	3	2	51	12.8	23
Rush	4-0	107	15-27	.556	7-13	.538	9-12	.750	2	9	11	4	4-0	1	5	6	46	11.5	22
Udoh	3-2	85	16-26	.615	0-0	—	2-4	.500	8	9	17	3	8-0	1	3	4	34	11.3	19
Jefferson (TOT)	3-3	77	12-20	.600	4-9	.444	4-4	1.000	1	9	10	3	9-0	0	3	1	32	10.7	19
Thompson	4-1	91	14-36	.389	7-14	.500	7-8	.875	4	3	7	8	10-0	4	6	0	42	10.5	24
Smith	1-0	5	3-4	.750	1-1	1.000	0-0	—	0	0	0	0	2-0	0	0	0	7	7.0	7
Curry	3-3	76	5-21	.238	3-10	.300	2-3	.667	2	9	11	11	7-0	2	9	3	15	5.0	11
Ford (TOT)	1-0	20	1-3	.333	0-1	.000	2-2	1.000	0	2	2	5	2-0	1	3	0	4	4.0	4
Biedrins	3-2	37	5-5	1.000	0-0	—	0-0	—	2	9	11	0	10-0	0	1	3	10	3.3	10
Gladness (TOT)	1-0	10	1-3	.333	0-0	—	0-0	—	1	3	4	0	2-0	0	0	2	2	2.0	2
Gladness (GS)	1-0	10	1-3	.333	0-0	—	0-0	—	1	3	4	0	2-0	0	0	2	2	2.0	2
Tyler	2-1	24	2-6	.333	0-0	—	0-0	—	0	0	0	1	5-0	0	2	0	4	2.0	4
Brown	1-0	7	0-1	.000	0-0	—	1-2	.500	1	0	1	0	3-0	0	0	0	1	1.0	1
McGuire	4-0	69	2-9	.222	0-0	—	0-0	—	2	12	14	8	8-0	1	2	3	4	1.0	2
Jenkins	3-1	15	0-4	.000	0-0	—	1-2	.500	0	1	1	2	3-0	1	4	1	1	0.3	1
WARRIORS	**4**	**960**	**143-315**	**.454**	**37-90**	**.411**	**68-90**	**.756**	**47**	**115**	**162**	**83**	**102-1**	**23**	**59**	**26**	**391**	**97.8**	**104**
CLIPPERS	**4**	**960**	**148-318**	**.465**	**35-90**	**.389**	**76-130**	**.585**	**59**	**113**	**172**	**79**	**76-0**	**32**	**52**	**26**	**407**	**101.8**	**112**

GOLDEN STATE WARRIORS

DATE	W-L	LAC-GS	SITE
11/20/70	L	108-123	San Francisco
1/6/71	W	115-108	Buffalo
1/29/71	L	100-106	San Francisco
2/22/71	L	91-109	Buffalo
10/26/71	W	91-89	Golden State
11/27/71	L	91-110	Buffalo
1/4/72	L	86-112	Golden State
2/15/72	L	100-103	Buffalo
11/7/72	L	91-105	Buffalo
11/18/72	L	92-120	Golden State
12/15/72	L	95-129	Buffalo
3/24/73	L	101-106	Golden State
11/3/73	L	* 121-124	Buffalo
11/10/73	L	105-128	Golden State
1/29/74	L	121-128	Buffalo
3/21/74	W	115-102	Golden State
10/29/74	L	101-130	Golden State
11/19/74	W	111-106	Buffalo
1/17/75	W	121-116	Buffalo
3/13/75	W	122-103	Golden State
10/25/75	W	104-92	Buffalo
1/13/76	L	101-127	Golden State
3/2/76	L	93-100	Buffalo
3/18/76	L	109-110	Golden State
11/20/76	L	93-130	Golden State
1/5/77	L	109-118	Buffalo
2/25/77	L	97-104	Buffalo
10/28/77	L	97-104	Golden State
1/27/78	L	94-101	Buffalo
3/21/78	L	104-111	Golden State
10/14/78	L	89-117	Golden State
11/16/78	W	112-109	San Diego
3/17/79	W	107-102	San Diego
3/21/79	W	106-103	Golden State
11/28/79	W	114-108	Golden State
12/6/79	W	105-103	San Diego
1/11/80	W	116-112	San Diego
1/18/80	L	91-92	Golden State
2/6/80	L	92-117	Golden State
3/9/80	L	107-125	San Diego
10/11/80	L	91-104	Golden State
10/31/80	W	120-104	San Diego
11/30/80	W	120-100	San Diego
2/20/81	W	115-114	Golden State
3/19/81	W	139-113	San Diego
3/25/81	L	114-120	Golden State
11/19/81	L	100-105	San Diego
12/5/81	L	113-138	Golden State
1/20/82	W	108-99	Golden State
3/5/82	L	* 116-117	San Diego
4/6/8	L	96-110	San Diego
4/10/82	L	119-132	Golden State
12/7/82	L	114-121	Golden State
1/22/83	W	99-89	San Diego
2/17/83	W	112-102	Golden State
3/26/83	W	* 121-117	San Diego
4/10/83	L	93-102	Golden State
4/13/83	L	92-113	San Diego
12/2/83	W	109-108	San Diego
12/18/83	L	97-99	Golden State
1/17/84	L	110-123	Golden State
2/23/84	W	108-103	Golden State
3/2/84	L	103-110	San Diego
3/30/84	W	124-112	San Diego
12/11/84	W	116-104	Golden State
12/16/84	W	103-85	Los Angeles
1/12/85	W	104-102	Golden State
2/13/85	W	108-105	Los Angeles
3/2/85	L	102-108	Golden State
3/17/85	L	100-109	Los Angeles
11/12/85	L	115-127	Golden State
12/5/85	L	104-121	Golden State
12/18/85	W	103-99	Los Angeles
2/21/86	L	123-125	Los Angeles
3/18/86	L	122-126	Golden State
4/5/86	L	106-107	Los Angeles
12/16/86	L	117-119	Los Angeles
1/16/87	L	106-118	Golden State
2/26/87	L	108-129	Golden State
3/11/87	L	111-121	Los Angeles
4/14/87	L	108-117	Los Angeles
4/19/87	L	85-105	Golden State
11/13/87	W	97-94	Los Angeles
11/24/87	W	** 123-120	Golden State
1/15/88	L	116-123	Golden State
3/11/88	L	96-101	Los Angeles
3/25/88	W	113-98	Los Angeles
4/16/88	L	110-113	Golden State
12/20/88	L	111-113	Golden State
1/13/89	L	113-127	Los Angeles
2/4/89	L	107-116	Golden State
2/16/89	L	* 138-143	Los Angeles
3/7/89	L	112-138	Golden State
4/13/89	W	* 128-126	Los Angeles
11/7/89	L	94-118	Golden State
12/28/89	W	139-119	Los Angeles
3/12/90	L	109-112	Los Angeles
4/18/90	L	120-133	Golden State
11/4/90	W	109-107	Los Angeles
11/6/90	L	109-130	Golden State
1/31/91	L	119-135	Golden State
3/23/91	W	107-104	Golden State
4/19/91	L	113-114	Los Angeles
11/16/91	L	105-123	Los Angeles
12/10/91	W	127-117	Golden State
12/18/91	L	100-104	Los Angeles
3/8/92	W	97-96	Los Angeles
4/17/92	L	104-116	Golden State
12/15/92	L	90-109	Golden State
12/16/92	L	* 114-116	Los Angeles
1/29/93	W	106-105	Golden State
2/26/93	W	106-98	Golden State
4/16/93	W	122-115	Los Angeles
12/23/93	L	95-141	Golden State
1/31/94	L	96-110	Los Angeles
3/1/94	L	109-114	Golden State
3/13/94	W	* 120-117	Los Angeles
4/18/94	L	* 131-134	Los Angeles
11/29/94	L	* 124-127	Golden State
12/15/94	W	89-82	Los Angeles(A)
2/3/95	L	89-106	Golden State
3/8/95	L	107-120	Golden State
3/10/95	W	121-102	Los Angeles
11/14/95	W	118-106	Golden State
2/5/96	L	124-128	Los Angeles
2/24/96	L	80-86	Golden State
4/11/96	L	101-111	Los Angeles(A)
11/1/96	W	97-85	Golden State
12/22/96	L	91-97	Golden State
2/1/97	W	110-98	Los Angeles
3/10/97	W	112-106	Los Angeles
12/18/97	W	82-78	Los Angeles(A)
1/2/98	W	94-79	Golden State
3/17/98	W	107-102	Golden State
4/15/98	L	80-92	Los Angeles
2/23/99	L	89-84	Los Angeles
3/24/99	L	80-92	Los Angeles
4/16/99	W	86-83	Golden State
12/17/99	W	92-91	Los Angeles
12/22/99	W	103-99	Golden State
2/1/00	L	76-107	Los Angeles
3/12/00	W	112-103	Golden State
11/29/00	W	106-83	Los Angeles
2/7/01	L	88-89	Golden State
3/16/01	W	94-76	Los Angeles
4/14/01	W	106-94	Golden State
11/3/01	L	* 108-110	Los Angeles
3/2/02	W	109-95	Los Angeles
3/21/02	W	116-96	Golden State
4/17/02	L	103-107	Golden State
11/18/02	W	99-89	Golden State
12/28/02	L	92-99	Los Angeles
2/26/03	L	94-108	Los Angeles
4/14/03	W	122-113	Golden State
11/14/03	W	104-98	Golden State
1/21/04	W	106-102	Los Angeles
3/21/04	L	85-96	Los Angeles
3/28/04	L	77-105	Golden State
11/6/04	W	94-86	Golden State
11/26/04	W	98-87	Golden State
11/28/04	W	103-91	Los Angeles
1/29/05	W	96-85	Los Angeles
11/20/05	W	113-101	Los Angeles
1/22/06	W	105-92	Los Angeles
1/23/06	W	96-93	Golden State
2/15/06	L	81-88	Golden State
1/15/07	L	93-108	Golden State
1/17/07	W	115-109	Los Angeles
2/24/07	W	103-90	Los Angeles
3/9/07	L	89-99	Golden State
11/2/07	W	120-114	Los Angeles
11/16/07	L	105-122	Golden State
3/19/08	L	100-116	Los Angeles
4/12/08	L	116-122	Golden State
11/15/08	L	103-121	Los Angeles
1/25/09	L	92-107	Golden State
2/23/09	W	118-105	Los Angeles
3/17/09	L	120-127	Golden State
11/6/09	W	118-90	Golden State
2/10/10	L	102-132	Golden State
3/28/10	L	103-121	Los Angeles
4/10/10	W	107-104	Los Angeles
10/29/10	L	91-109	Golden State
1/9/11	W	105-91	Los Angeles
1/14/11	L	112-122	Golden State
1/22/11	W	113-109	Los Angeles
12/25/11	W	105-86	Golden State
2/20/12	L	97-104	Golden State
3/11/12	L	93-97	Los Angeles
4/14/12	W	112-104	Los Angeles

** Indicates overtime (3-7)*
*** Indicates double overtime (1-0)*
(A) Indicates game played at Arrowhead Pond of Anaheim

2011-12 CLIPPERS VS. WARRIORS

2011-2012 SEASON SERIES (2-2)

PLAYER	G-GS	MIN	FG-FGA	PCT	3FG-FGA	PCT	FT-FTA	PCT	- REBOUNDS - OFF	DEF	TOT	AST	PF-DQ	STL	TO	BLK	PTS	AVG	HI
Paul	4-4	148	36-63	.571	7-17	.412	16-21	.762	5	8	13	33	13-0	9	12	0	95	23.8	28
Griffin	4-4	136	35-61	.574	0-3	.000	20-41	.488	15	22	37	9	14-0	3	9	3	90	22.5	27
Billups	1-1	38	6-19	.316	3-10	.300	6-6	1.000	0	5	5	4	2-0	0	1	0	21	21.0	21
Young (TOT)	2-0	47	11-18	.611	5-8	.625	4-6	.667	2	2	4	1	2-0	1	0	0	31	15.5	25
Young (LAC)	1-0	21	2-4	.500	1-2	.500	1-2	.500	1	1	2	1	1-0	0	0	0	6	6.0	6
Williams	4-0	111	18-43	.419	9-18	.500	2-2	1.000	1	6	7	7	8-0	2	5	0	47	11.8	22
Foye	4-3	109	13-32	.406	9-19	.474	6-8	.750	3	4	7	7	4-0	3	6	4	41	10.3	16
Jordan	4-4	105	12-21	.571	0-0	—	9-23	.391	11	17	28	1	8-0	0	3	12	33	8.3	18
Cook	1-0	16	2-7	.286	2-4	.500	2-2	1.000	2	4	6	0	5-0	0	0	0	8	8.0	8
Gomes	1-0	14	3-4	.750	0-1	.000	0-1	.000	1	3	4	0	1-0	0	0	0	6	6.0	6
Simmons	1-0	27	2-6	.333	2-3	.667	0-0	—	2	0	2	1	3-0	2	0	1	6	6.0	6
Evans	3-0	54	6-8	.750	0-0	—	5-7	.714	13	15	28	3	7-0	4	3	1	17	5.7	11
Butler	4-4	105	8-31	.258	1-9	.111	5-7	.714	0	20	20	6	5-0	4	4	0	22	5.5	11
Martin	2-0	38	2-10	.200	1-2	.500	3-8	.375	3	5	8	2	2-0	1	3	3	8	4.0	7
Bledsoe	3-0	36	3-9	.333	0-2	.000	1-2	.500	2	3	5	5	3-0	4	3	2	7	2.3	5
CLIPPERS	**4**	**960**	**148-318**	**.465**	**35-90**	**.389**	**76-130**	**.585**	**59**	**113**	**172**	**79**	**76-0**	**32**	**52**	**26**	**407**	**101.8**	**112**
WARRIORS	**4**	**960**	**143-315**	**.454**	**37-90**	**.411**	**68-90**	**.756**	**47**	**115**	**162**	**83**	**102-1**	**23**	**59**	**26**	**391**	**97.8**	**104**

HOUSTON ROCKETS

KEVIN McHALE

Record:
73-87 (.456)
w/ Rockets:
34-32 (.515)

1510 Polk Street
Houston, TX 77002
Phone: (713) 758-7200
www.rockets.com

Owner	Leslie Alexander
CEO	Tad Brown
General Manager & Managing Director Basketball Operations	Daryl Morey
Head Coach	Kevin McHale
Assistant Coaches	Kelvin Sampson, John-Blair Bickerstaff, Chris Finch, Dean Cooper
Player Development Coach	Greg Buckner
Senior V.P. of Basketball Operations/Head Athletic Trainer	Keith Jones
Executive V.P. of Basketball Operations	Sam Hinkie
Director of Strength & Conditioning	Darryl Eto
Director of Performance Rehabilitation/Assoc. Ath. Trainer	Jason Biles
Director of Media Relations	**Nelson Luis**
Sr. Manager of Media & Player Relations	**Tracey Hughes**
Sr. Manager of Media Services	**Bob Schranz**
Team Colors	Red, White and Silver
Home Court	Toyota Center (18,043), 2003
Radio	SportsTalk 790 (KBME 790 AM) - Craig Ackerman, Joel Blank
Spanish Radio	KEYH 850 AM - Adrian Chavarria
Television	Comcast SportsNet Houston - Bill Worrell, Matt Bullard, Clyde Drexler

SERIES HISTORY

All-Time: 63-111 (Home: 42-46, Road 21-65)

2011-12: 3-0

Current Overall Streak: Won 3

Home Streak: Won 3
Last Win: March 17, 2012 (95-91)
Last Loss: December 22, 2010 (92-97)

Road Streak: Won 1
Last Win: March 4, 2012 (105-103)OT
Last Loss: April 9, 2011 (78-99)

Largest Margin of Victory:
Home: 31 (128-97), December 21, 1983
Road: 17 (2) (101-84), February 1, 2001

Largest Margin of Defeat:
Home: 31 (97-128), February 14, 2006
Road: 32 (116-148), March 15, 1986

ROCKETS 2011-12 REVIEW

Record:
34-32 (.515), 4th Place, Southwest Division

Team Leaders:
Points: Scola (1,025)
Rebounds: Dalembert (456)
Assists: Dragic (351)

vs. Clippers:

1/4/12	Hou 89	at	**LAC 117**
3/4/12	**LAC 105**	at	Hou 103
3/17/12	Hou 91	at	**LAC 95**

2012 Playoffs: None

2012 Draft Choices:
Jeremy Lamb (12), Royce White (16), Terrence Jones (18)

ABOUT THE ROCKETS

All-time record:
1,856-1,786 (.510)

Franchise Locations:
San Diego Rockets (1967-71)
Houston Rockets (1971 to present)

2011-12 ROCKETS VS. CLIPPERS

2011-2012 SEASON SERIES (0-3)

									- REBOUNDS -											
PLAYER	G-GS	MIN	FG-FGA	PCT	3FG-FGA	PCT	FT-FTA	PCT	OFF	DEF	TOT	AST	PF-DQ	STL	TO	BLK	PTS	AVG	HI
Martin	2-2	68	11-31	.355	3-10	.300	14-14	1.000	0	4	4	10	2-0	1	4	0	39	19.5	25
Lee	2-1	69	14-20	.700	7-12	.583	3-3	1.000	0	5	5	4	7-0	0	1	0	38	19.0	25
Lowry	2-2	68	10-19	.526	5-7	.714	6-8	.750	0	7	7	7	7-0	1	6	0	31	15.5	17
Scola	3-3	100	16-37	.432	0-0	—	6-10	.600	5	21	26	7	9-0	3	7	0	38	12.7	16
Budinger	2-2	66	10-20	.500	3-9	.333	1-1	1.000	2	5	7	1	4-0	2	3	0	24	12.0	19
Parsons	2-1	45	10-14	.714	2-4	.500	0-1	.000	3	6	9	3	5-0	1	4	0	22	11.0	11
Dalembert	3-2	75	14-22	.636	0-0	—	1-2	.500	9	14	23	1	12-0	1	3	4	29	9.7	17
Dragic	3-1	71	8-19	.421	1-5	.200	3-3	1.000	1	3	4	16	5-0	4	7	0	20	6.7	11
Patterson	3-0	70	8-21	.381	0-0	—	4-4	1.000	1	9	10	5	7-0	2	2	0	20	6.7	14
Williams	2-0	42	4-18	.222	2-7	.286	3-5	.600	0	5	5	3	4-0	1	4	0	13	6.5	8
Camby (TOT)	3-3	82	8-15	.533	0-0	—	1-5	.200	6	19	25	6	7-0	3	6	3	17	5.7	12
Morris	1-0	16	1-3	.333	0-2	.000	2-2	1.000	0	1	1	0	1-0	0	0	0	4	4.0	4
Adrien	1-0	14	1-5	.200	0-0	—	1-2	.500	2	0	2	0	2-0	0	0	0	3	3.0	3
Flynn	1-0	12	0-3	.000	0-0	—	1-2	.500	0	2	2	2	0-0	1	2	0	1	1.0	1
Hill	1-1	12	0-1	.000	0-0	—	1-2	.500	0	2	2	0	3-0	1	1	0	1	1.0	1
Fortson (TOT)	1-0	1	0-0	—	0-0	—	0-0	—	0	0	0	0	0-0	0	2	0	0	0.0	0
Fortson (HOU)	1-0	1	0-0	—	0-0	—	0-0	—	0	0	0	0	0-0	0	2	0	0	0.0	0
Smith	2-0	11	0-1	.000	0-0	—	0-0	—	1	2	3	0	3-0	1	1	0	0	0.0	0
Thabeet	1-0	7	0-0	—	0-0	—	0-0	—	0	1	1	0	2-0	0	0	0	0	0.0	0
ROCKETS	**3**	**745**	**107-234**	**.457**	**23-56**	**.411**	**46-59**	**.780**	**24**	**87**	**111**	**59**	**73-0**	**19**	**48**	**4**	**283**	**94.3**	**103**
CLIPPERS	**3**	**745**	**122-254**	**.480**	**18-53**	**.340**	**55-76**	**.724**	**36**	**91**	**127**	**65**	**55-1**	**27**	**35**	**9**	**317**	**105.7**	**117**

HOUSTON ROCKETS

DATE	W-L	LAC-HOU	SITE
10/17/70	L	93-102	Buffalo
1/22/71	W	101-94	Buffalo
1/25/71	L	106-114	San Diego
3/9/71	L	96-106	San Diego
10/31/71	L	87-102	Houston
11/30/71	L	101-115	Buffalo
2/18/72	L	96-108	Buffalo
3/11/72	L	100-121	Houston
10/14/72	L	113-121	Buffalo
12/12/72	W	95-94	Buffalo
2/4/73	L	118-130	Houston(S)
2/27/73	L	105-112	Buffalo
3/27/73	L	111-121	Houston(S)
3/28/73	L	122-138	Houston(S)
10/9/73	W	* 107-105	Buffalo
1/11/74	W	117-99	Buffalo
1/13/74	L	112-121	Buffalo(T)
1/27/74	W	122-108	Houston
2/17/74	W	135-118	Houston
3/26/74	L	96-119	Houston
12/12/74	W	124-113	Buffalo(T)
12/28/74	L	117-125	Houston
3/18/75	L	115-122	Houston
3/22/75	W	117-112	Buffalo
10/28/75	W	124-108	Buffalo
11/12/75	W	93-80	Houston
12/17/75	W	88-85	Buffalo
2/27/76	L	107-113	Buffalo
3/12/76	L	100-113	Houston
11/6/76	W	117-102	Buffalo
11/17/76	L	* 114-120	Houston
3/7/77	L	107-128	Buffalo
3/19/77	L	104-110	Houston
11/16/77	W	101-97	Houston
12/20/77	W	110-104	Buffalo
2/25/78	L	106-110	Buffalo
3/1/78	W	114-104	Houston
11/11/78	L	123-136	Houston
11/30/78	L	104-113	San Diego
3/7/79	W	138-115	San Diego
12/12/79	L	107-118	San Diego
1/23/80	L	** 110-111	Houston
10/10/80	W	120-104	San Diego
11/5/80	W	111-104	Houston
12/30/80	L	98-104	Houston
2/19/81	W	116-99	San Diego
2/28/81	W	104-103	Houston
10/31/81	W	125-110	San Diego
1/2/82	L	101-108	San Diego
1/12/82	L	106-107	Houston
2/2/82	L	106-122	Houston
2/9/82	L	121-129	San Diego
12/30/82	W	108-93	Houston
1/6/83	L	107-109	San Diego
1/11/83	W	105-97	Houston
2/26/83	L	108-120	Houston
3/22/83	W	128-98	San Diego
12/21/83	W	128-97	San Diego
12/27/83	W	110-95	Houston
2/16/84	L	100-111	San Diego
3/13/84	L	109-117	Houston
3/16/84	W	128-118	San Diego
11/10/84	L	92-117	Houston
12/4/84	W	116-100	Houston
1/16/85	W	98-88	Los Angeles
2/27/85	L	109-117	Los Angeles
4/12/85	W	115-110	Houston
10/26/85	W	** 130-129	Los Angeles
11/7/85	L	115-137	Houston
11/27/85	L	* 130-137	Los Angeles
2/15/86	W	108-101	Los Angeles
3/15/86	L	116-148	Houston
11/6/86	W	104-97	Houston
12/23/86	L	96-121	Houston
12/30/86	L	102-105	Los Angeles
3/20/87	L	98-126	Houston
4/7/87	L	84-102	Los Angeles
12/17/87	W	98-92	Los Angeles
1/26/88	L	104-124	Houston
2/12/88	L	105-112	Los Angeles
3/15/88	L	110-116	Houston
4/10/88	W	122-105	Los Angeles
12/8/88	W	120-116	Los Angeles
12/22/88	L	109-125	Houston
1/26/89	L	100-106	Houston
2/8/89	W	114-111	Los Angeles
11/3/89	W	102-88	Los Angeles
11/16/89	L	82-94	Houston
1/25/90	L	101-102	Houston
3/16/90	W	118-95	Los Angeles
11/27/90	L	102-107	Houston
1/14/91	W	* 130-126	Los Angeles
1/19/91	L	96-107	Houston
2/28/91	W	83-80	Los Angeles
1/23/92	L	96-109	Houston
2/12/92	W	97-95	Los Angeles
3/17/92	L	92-100	Houston
3/26/92	W	109-95	Los Angeles
11/24/92	L	83-88	Houston
1/12/93	L	103-113	Los Angeles
3/2/93	L	83-99	Los Angeles
4/6/93	L	101-114	Houston
11/20/93	L	86-108	Houston
11/27/93	L	80-82	Los Angeles
3/5/94	L	107-124	Houston
4/3/94	L	98-106	Los Angeles
2/9/95	W	122-107	Los Angeles
2/14/95	L	104-124	Houston
3/30/95	L	96-108	Los Angeles
4/17/95	L	111-121	Houston
11/28/95	L	103-116	Houston
1/13/96	L	104-115	Los Angeles
2/7/96	L	102-110	Los Angeles
4/18/96	L	107-115	Houston
1/4/97	W	95-91	Houston
3/4/97	L	109-113	Los Angeles
4/8/97	L	117-127	Los Angeles
4/15/97	L	119-123	Houston
11/5/97	L	110-124	Los Angeles
1/27/98	L	109-115	Houston
2/16/98	L	99-121	Los Angeles
3/3/98	L	97-107	Houston
3/4/99	L	77-96	Houston
3/30/99	L	95-104	Los Angeles
4/23/99	W	* 106-101	Los Angeles
5/2/99	L	84-110	Houston
12/2/99	L	96-109	Los Angeles
12/30/99	L	100-122	Houston
2/28/00	L	77-96	Los Angeles
3/23/00	L	95-110	Houston
11/4/00	W	77-74	Los Angeles
2/1/01	W	101-84	Houston
3/8/01	L	87-99	Houston
3/22/01	W	97-92	Los Angeles
11/1/01	L	* 92-98	Houston
11/25/01	W	90-83	Los Angeles
2/26/02	W	94-84	Houston
3/18/02	W	93-86	Los Angeles
11/24/02	W	90-89	Los Angeles
12/14/02	W	94-83	Houston
3/12/03	L	* 114-118	Houston
3/24/03	L	90-108	Los Angeles
11/24/03	L	90-105	Los Angeles
12/19/03	L	85-99	Houston
3/9/04	L	85-90	Houston
4/7/04	L	79-102	Los Angeles
11/20/04	L	* 86-91	Los Angeles
12/26/04	L	79-96	Houston
4/18/05	L	90-115	Houston
12/17/05	W	89-81	Los Angeles
2/14/06	L	97-128	Los Angeles
2/22/06	L	102-106	Houston
3/20/06	W	99-91	Houston
12/17/06	L	103-108	Los Angeles
12/23/06	W	98- 93	Houston
3/14/07	L	105-109	Houston
3/28/07	L	87- 92	Los Angeles
11/26/07	L	71-88	Los Angeles
4/6/08	L	79-105	Los Angeles
4/16/08	L	75-93	Houston
11/7/08	L	83-92	Los Angeles
12/3/08	L	96-103	Houston
12/13/08	W	95-82	Los Angeles
3/28/09	L	93-110	Houston
12/2/09	L	85-102	Los Angeles
12/22/09	L	99-108	Houston
3/25/10	W	99-93	Houston
12/22/10	L	92-97	Los Angeles
1/26/11	L	83-96	Houston
3/2/11	W	106-103	Los Angeles
4/9/11	L	78-99	Houston
1/4/12	W	117-89	Los Angeles
3/4/12	W	* 105-103	Houston
3/17/12	W	95-91	Los Angeles

** Indicates overtime (4-5)*
*** Indicates double overtime (1-1)*
(S) Indicates game played in San Antonio
(T) Indicates game played in Toronto

2011-12 CLIPPERS VS. ROCKETS

2011-2012 SEASON SERIES (3-0)

PLAYER	G-GS	MIN	FG-FGA	PCT	3FG-FGA	PCT	FT-FTA	PCT	- REBOUNDS - OFF	DEF	TOT	AST	PF-DQ	STL	TO	BLK	PTS	AVG	HI
Paul	3-3	109	26-52	.500	3-10	.300	16-18	.889	3	6	9	25	6-0	9	6	1	71	23.7	28
Griffin	3-3	101	22-42	.524	0-0	—	10-18	.556	8	20	28	10	9-1	6	6	2	54	18.0	22
Foye	3-2	79	18-32	.563	5-11	.455	5-6	.833	2	5	7	8	9-0	2	4	1	46	15.3	16
Young (TOT)	2-2	61	9-29	.310	2-7	.286	8-8	1.000	0	0	0	2	2-0	2	4	0	28	14.0	15
Billups	1-1	23	3-5	.600	1-2	.500	6-6	1.000	0	1	1	4	1-0	0	0	1	13	13.0	13
Butler	3-3	97	13-37	.351	4-13	.308	6-6	1.000	1	6	7	1	1-0	1	0	0	36	12.0	14
Williams	3-0	84	13-27	.481	2-7	.286	4-4	1.000	0	6	6	12	6-0	3	5	0	32	10.7	14
Martin	2-0	47	8-17	.471	1-2	.500	0-2	.000	4	8	12	1	7-0	2	1	1	17	8.5	10
Thompkins	1-0	14	4-9	.444	0-2	.000	0-0	—	1	2	3	2	1-0	0	1	0	8	8.0	8
Jordan	3-3	84	8-12	.667	0-0	—	5-8	.625	10	20	30	0	8-0	0	2	2	21	7.0	8
Gomes	1-0	22	3-6	.500	0-0	—	0-0	—	1	3	4	0	2-0	2	0	0	6	6.0	6
Leslie	1-0	5	1-1	1.000	0-0	—	2-4	.500	0	0	0	0	0-0	1	0	0	4	4.0	4
Cook	1-0	14	1-6	.167	1-3	.333	0-0	—	0	1	1	0	3-0	0	1	1	3	3.0	3
Simmons	2-0	25	1-4	.250	1-3	.333	0-0	—	2	2	4	0	1-0	0	0	0	3	1.5	3
Bledsoe	2-0	8	1-2	.500	0-0	—	0-0	—	0	1	1	2	0-0	0	2	0	2	1.0	2
Evans	2-0	28	0-1	.000	0-0	—	1-4	.250	4	9	13	0	1-0	0	3	0	1	0.5	1
Jones	1-0	5	0-1	.000	0-0	—	0-0	—	0	1	1	0	0-0	1	0	0	0	0.0	0
CLIPPERS	**3**	**745**	**122-254**	**.480**	**18-53**	**.340**	**55-76**	**.724**	**36**	**91**	**127**	**65**	**55-1**	**27**	**35**	**9**	**317**	**105.7**	**117**
ROCKETS	**3**	**745**	**107-234**	**.457**	**23-56**	**.411**	**46-59**	**.780**	**24**	**87**	**111**	**59**	**73-0**	**19**	**48**	**4**	**283**	**94.3**	**103**

INDIANA PACERS

FRANK VOGEL

Record:
62-42 (.596)
w/ Pacers:
62-42 (.596)

125 S. Pennsylvania Street
Indianapolis, IN 46024
Phone: (317) 917-2500
www.pacers.com

Owner, Chairman and Chief Executive Officer	Herbert Simon
President, Pacers Sports & Entertainment	Jim Morris
President of Basketball Operations	Donnie Walsh
Chief Operating Officer	Rick Fuson
Executive V.P. of Basketball Operations/General Manager	Kevin Pritchard
Head Coach	Frank Vogel
Associate Head Coach	Brian Shaw
Assistant Coaches	Jim Boylen, Dan Burke
Scout/Assistant Coach	Jimmy Powell
Head Athletic Trainer/Team Administrator	Josh Corbeil
Director/Public Information	**David Benner**
Public Information Manager	**Krissy Myers**
Public Information Assistant	**Tim Edwards**
Team Colors	Blue, Gold
Home Court	Bankers Life Fieldhouse (18,165), 1999
Radio	1070 The Fan- Mark Boyle, Bob Leonard, Kevin Lee
Television	FSN Indiana- Quinn Buckner, Chris Denari, Austin Croshere, Brooke Olzendam

SERIES HISTORY

All-Time: 28-47 (Home: 21-16, Road 7-31)
2011-12: 0-1
Current Overall Streak: Lost 1
Home Streak: Won 2
Last Win: January 17, 2011 (114-107)
Last Loss: March 7, 2009 (105-106)
Road Streak: Lost 3
Last Win: December 19, 2008 (117-109)
Last Loss: March 20, 2012 (89-102)
Largest Margin of Victory:
Home: 31 (103-72), December 2, 2001
Road: 34 (102-68), November 10, 2004
Largest Margin of Defeat:
Home: 20 (100-120), December 1, 1993
Road: 35 (88-123), January 6, 1989

PACERS 2011-12 REVIEW

Record:
42-24 (.636), 2nd place, Central Division
Team Leaders:
Points: Granger (1,159)
Rebounds: Hibbert (572)
Assists: Collison (287)
vs. Clippers:
3/20/12 LAC 89 at **Ind 102**
2012 Playoffs:
1st Round vs. Orlando (4-1);
2nd Round vs. Miami (2-4)
2012 Draft Choices:
Miles Plumlee (26)

ABOUT THE PACERS

All-time record:
1,845-1,803 (.508)
All-time NBA record:
1,418-1,486 (.488)
Franchise Locations:
Indiana Pacers (1967-76, ABA)
Indiana Pacers (1976 to present, NBA)

2011-12 PACERS VS. CLIPPERS

2011-2012 SEASON SERIES (1-0)

									- REBOUNDS -										
PLAYER	G-GS	MIN	FG-FGA	PCT	3FG-FGA	PCT	FT-FTA	PCT	OFF	DEF	TOT	AST	PF-DQ	STL	TO	BLK	PTS	AVG	HI
Granger	1-1	38	7-17	.412	3-5	.600	8-8	1.000	2	6	8	1	2-0	1	2	1	25	25.0	25
Barbosa (TOT)	2-0	42	12-22	.545	4-6	.667	3-3	1.000	0	2	2	4	6-0	3	2	0	31	15.5	19
Barbosa (IND)	1-0	18	5-10	.500	1-2	.500	1-1	1.000	0	1	1	3	1-0	0	2	0	12	12.0	12
Hansbrough	1-0	28	6-9	.667	0-0	—	3-4	.750	1	1	2	1	3-0	0	0	0	15	15.0	15
Hill	1-0	28	6-7	.857	3-3	1.000	0-0	—	0	4	4	6	2-0	0	0	0	15	15.0	15
Hibbert	1-1	29	4-8	.500	0-0	—	5-5	1.000	6	1	7	0	2-0	0	3	1	13	13.0	13
George	1-1	24	2-6	.333	1-4	.250	2-2	1.000	1	5	6	3	4-0	0	0	0	7	7.0	7
Collison	1-1	25	2-4	.500	0-0	—	2-2	1.000	0	3	3	2	1-0	1	1	0	6	6.0	6
Jones	1-0	10	2-2	1.000	0-0	—	0-0	—	0	0	0	1	0-0	0	0	2	4	4.0	4
West	1-1	21	0-3	.000	0-0	—	3-4	.750	0	2	2	2	3-0	0	2	0	3	3.0	3
Amundson	1-0	19	1-6	.167	0-0	—	0-0	—	1	6	7	0	5-0	0	1	3	2	2.0	2
PACERS	**1**	**240**	**35-72**	**.486**	**8-14**	**.571**	**24-26**	**.923**	**11**	**29**	**40**	**19**	**23-0**	**2**	**13**	**7**	**102**	**102.0**	**102**
CLIPPERS	**1**	**240**	**37-85**	**.435**	**6-22**	**.273**	**9-20**	**.450**	**15**	**22**	**37**	**14**	**21-0**	**6**	**9**	**7**	**89**	**89.0**	**89**

INDIANA PACERS

DATE	W-L	LAC-IND	SITE
12/7/76	L	103-107	Buffalo
12/11/76	L	101-109	Indiana
2/21/77	W	117-106	Buffalo
3/2/77	L	108-116	Indiana
11/15/77	L	94-100	Buffalo
1/12/78	W	111-92	Buffalo
1/22/78	L	90-99	Indiana
3/15/78	L	106-111	Indiana
10/21/78	L	119-125	Indiana
11/14/78	W	109-106	San Diego
12/30/78	W	114-111	Indiana
2/27/79	W	124-107	San Diego
11/16/79	W	105-97	San Diego
1/25/80	L	117-139	Indiana
12/27/80	W	121-109	San Diego
1/3/81	L	104-128	Indiana
11/14/81	L	114-123	San Diego
2/18/82	L	114-119	Indiana
11/9/82	L	95-100	Indiana
1/20/83	W	100-95	San Diego
1/31/84	L	97-111	Indiana
3/7/84	W	114-110	San Diego
2/4/85	W	115-96	Los Angeles
3/14/85	W	113-112	Indiana
1/4/86	L	77-106	Indiana
3/2/86	L	112-129	Los Angeles

DATE	W-L	LAC-IND	SITE
11/18/86	L	93-98	Los Angeles
1/2/87	L	106-116	Indiana
1/11/88	L	90-111	Indiana
1/20/88	W	104-97	Los Angeles
11/18/88	W	113-110	Los Angeles
1/6/89	L	88-123	Indiana
12/19/89	W	128-102	Los Angeles
3/3/90	W	107-105	Indiana
1/8/91	W	122-107	Indiana
3/15/91	L	109-121	Los Angeles
11/11/91	W	106-97	Los Angeles
1/8/92	W	104-102	Indiana
12/13/92	W	112-101	Los Angeles
1/5/93	L	106-114	Indiana
12/1/93	L	100-120	Los Angeles
3/28/94	L	93-126	Indiana
12/1/94	L	84-93	Los Angeles
3/22/95	L	103-107	Indiana
12/10/95	L	104-111	Indiana
1/3/96	L	94-110	Los Angeles
1/15/97	L	93-108	Los Angeles
3/30/97	L	*96-103	Indiana
2/1/98	L	92-99	Los Angeles
3/31/98	L	106-128	Indiana
12/11/99	L	90-108	Indiana
1/8/00	W	107-94	Los Angeles

DATE	W-L	LAC-IND	SITE
1/8/01	L	82-85	Los Angeles
1/15/01	L	74-89	Indiana
12/2/01	W	103-72	Los Angeles
2/23/02	L	88-106	Indiana
12/1/02	L	87-92	Los Angeles
1/26/03	L	101-108	Indiana
11/19/03	L	78-91	Indiana
3/3/04	L	*94-101	Los Angeles
11/10/04	W	102-68	Indiana
12/1/04	W	88-76	Los Angeles
11/27/05	L	92-97	Los Angeles
12/21/05	L	75-97	Indiana
2/11/07	L	80-94	Indiana
3/3/07	W	87-64	Los Angeles
11/7/07	W	104-89	Indiana
12/2/07	L	95-101	Los Angeles
12/19/08	W	**117-109	Indiana
3/7/09	L	105-106	Los Angeles
11/25/09	L	73-86	Indiana
12/5/09	W	88-72	Los Angeles
11/18/10	L	80-107	Indiana
1/17/11	W	114-107	Los Angeles
3/20/12	L	89-102	Indiana

** Indicates overtime (0-2)*
*** Indicates double overtime (1-0)*

2011-12 CLIPPERS VS. PACERS

2011-2012 SEASON SERIES (0-1)

PLAYER	G-GS	MIN	FG-FGA	PCT	3FG-FGA	PCT	FT-FTA	PCT	- REBOUNDS - OFF	DEF	TOT	AST	PF-DQ	STL	TO	BLK	PTS	AVG	HI
Griffin	1-1	35	10-18	.556	1-1	1.000	2-7	.286	4	6	10	1	3-0	0	1	0	23	23.0	23
Paul	1-1	35	6-11	.545	1-3	.333	3-6	.500	0	1	1	8	2-0	1	1	0	16	16.0	16
Young (TOT)	1-1	36	5-13	.385	1-6	.167	2-2	1.000	2	3	5	1	2-0	0	2	0	13	13.0	13
Young (LAC)	1-1	36	5-13	.385	1-6	.167	2-2	1.000	2	3	5	1	2-0	0	2	0	13	13.0	13
Butler	1-1	27	5-14	.357	2-5	.400	0-0	—	0	1	1	0	1-0	2	2	0	12	12.0	12
Williams	1-0	28	5-11	.455	1-5	.200	1-1	1.000	1	0	1	1	2-0	1	0	0	12	12.0	12
Thompkins	1-0	2	2-2	1.000	0-0	—	0-0	—	0	0	0	0	0-0	0	0	0	4	4.0	4
Evans	1-0	14	1-2	.500	0-0	—	1-2	.500	1	2	3	0	3-0	0	1	1	3	3.0	3
Bledsoe	1-0	13	1-2	.500	0-1	.000	0-0	—	0	2	2	2	1-0	1	0	1	2	2.0	2
Jordan	1-1	21	1-5	.200	0-0	—	0-2	.000	6	4	10	0	5-0	0	0	2	2	2.0	2
Martin	1-0	24	1-6	.167	0-0	—	0-0	—	1	2	3	0	2-0	1	0	3	2	2.0	2
Gomes	1-0	2	0-1	.000	0-1	.000	0-0	—	0	1	1	0	0-0	0	1	0	0	0.0	0
Leslie	1-0	2	0-0	—	0-0	—	0-0	—	0	0	0	1	0-0	0	0	0	0	0.0	0
CLIPPERS	**1**	**240**	**37-85**	**.435**	**6-22**	**.273**	**9-20**	**.450**	**15**	**22**	**37**	**14**	**21-0**	**6**	**9**	**7**	**89**	**89.0**	**89**
PACERS	**1**	**240**	**35-72**	**.486**	**8-14**	**.571**	**24-26**	**.923**	**11**	**29**	**40**	**19**	**23-0**	**2**	**13**	**7**	**102**	**102.0**	**102**

LOS ANGELES LAKERS

MIKE BROWN

Record:
272-138 (.663)
w/ Lakers:
41-25 (.621)

555 N. Nash Street
El Segundo, CA 90245
Phone: (310) 426-6000
www.lakers.com

Owner, President, Governor and Director	Dr. Jerry Buss
Co-Owners	Phillip F. Anschutz, Edward P. Roski, Jr., Dr. Patrick Soon-Shiong
General Manager	Mitch Kupchak
Head Coach	Mike Brown
Assistant Coaches	Bernie Bickerstaff, Steve Clifford, Eddie Jordan, Darvin Ham, Chuck Person
Athletic Trainer	Gary Vitti
Vice President, Public Relations	**John Black**
Senior Managers, Public Relations	**Alison Bogli, Josh Rupprecht**
Coordinator, Public Relations	**Nick Mazzella**
Assistant, Public Relations	**Matt Fleer**
Team Colors	Purple, Gold
Home Court	STAPLES Center (18,997), 1999
Radio	ESPN Radio (710 AM) - John Ireland, Mychal Thompson
ESPN	Deportes (1330 AM) - Fernando Gonzalez, Jose "Pepe" Mantilla
Television	Time Warner SportsNet - Stu Lantz, Bill Macdonald
Spanish Television	Time Warner Cable Deportes - Adrian Garcia Marquez, Francisco Pinto

SERIES HISTORY

All-Time: 49-143 (Home: 33-64, Road 16-79)

2011-12: 1-2

Current Overall Streak: Lost 2

Home Streak: Lost 1
Last Win: January 14, 2012 (102-94)
Last Loss: April 4, 2012 (108-113)

Road Streak: Lost 9
Last Win: April 12, 2007 (118-110)
Last Loss: January 25, 2012 (91-96)

Largest Margin of Victory:
Home: 31 (125-94), February 19, 1992
Road: 26 (124-98), November 13, 1992

Largest Margin of Defeat:
Home: 46 (91-137), November 13, 1979
Road: 40 (86-126), January 15, 2010

LAKERS 2011-12 REVIEW

Record:
41-25 (.621), 1st place, Pacific Division

Team Leaders:
Points: Bryant (1,616)
Rebounds: Gasol (678)
Assists: Bryant (264)

vs. Clippers:

1/14/12	LAL	94	at	**LAC**	**102**
1/25/12	LAC	91	at	**LAL**	**96**
4/4/12	**LAL**	**113**	at	LAC	108

2012 Playoffs:
1st Round vs. Denver (4-3);
2nd Round vs. Oklahoma City (1-4)

2012 Draft Choices:
Robert Sacre (60)

ABOUT THE LAKERS

All-time record:
3,125-1, 916 (.620)

Franchise Locations:
Minneapolis Lakers (1948-60)
Los Angeles Lakers (1960 to present)

2011-12 LAKERS VS. CLIPPERS

2011-2012 SEASON SERIES (2-1)

PLAYER	G-GS	MIN	FG-FGA	PCT	3FG-FGA	PCT	FT-FTA	PCT	- REBOUNDS - OFF	DEF	TOT	AST	PF-DQ	STL	TO	BLK	PTS	AVG	HI
Bryant	3-3	120	34-64	.531	6-12	.500	23-29	.793	2	17	19	16	7-0	2	11	2	97	32.3	42
Bynum	3-3	114	25-44	.568	0-1	.000	17-25	.680	10	20	30	4	6-0	2	3	8	67	22.3	36
Sessions (TOT)	2-2	78	15-29	.517	4-6	.667	6-7	.857	1	7	8	21	5-0	3	7	1	40	20.0	24
Sessions (LAL)	1-1	39	6-13	.462	2-2	1.000	2-3	.667	1	5	6	8	1-0	2	4	0	16	16.0	16
Gasol	3-3	118	21-39	.538	0-1	.000	7-12	.583	5	22	27	9	11-0	1	5	4	49	16.3	23
Goudelock	1-0	20	5-8	.625	2-3	.667	2-2	1.000	1	1	2	0	0-0	0	1	0	14	14.0	14
Fisher	2-2	52	5-14	.357	5-8	.625	3-4	.750	0	3	3	5	6-0	0	4	0	18	9.0	11
Morris	1-0	24	2-3	.667	1-1	1.000	2-2	1.000	0	1	1	4	1-0	1	2	0	7	7.0	7
Eyenga (TOT)	1-0	16	2-3	.667	1-1	1.000	1-2	.500	1	1	2	0	2-0	0	1	2	6	6.0	6
Blake	1-0	15	1-4	.250	1-3	.333	2-2	1.000	0	0	0	2	2-0	1	0	0	5	5.0	5
Barnes	3-2	64	3-13	.231	0-3	.000	6-8	.750	2	7	9	6	5-0	0	2	1	12	4.0	6
World Peace	3-1	82	5-15	.333	2-10	.200	0-0	—	5	7	12	8	7-0	3	2	1	12	4.0	7
Kapono	1-0	9	1-2	.500	0-0	—	0-0	—	0	0	0	0	2-0	0	0	0	2	2.0	2
McRoberts	3-0	48	2-6	.333	0-0	—	0-0	—	7	4	11	7	7-0	0	1	1	4	1.3	2
Hill (TOT)	1-1	12	0-1	.000	0-0	—	1-2	.500	0	2	2	0	3-0	1	1	0	1	1.0	1
Ebanks	1-0	9	0-1	.000	0-0	—	0-0	—	0	2	2	0	0-0	0	1	1	0	0.0	0
Murphy	2-0	6	0-0	—	0-0	—	0-0	—	0	0	0	0	2-0	0	0	0	0	0.0	0
LAKERS	**3**	**720**	**110-226**	**.487**	**19-44**	**.432**	**64-87**	**.736**	**33**	**89**	**122**	**69**	**57-0**	**12**	**39**	**18**	**303**	**101.0**	**113**
CLIPPERS	**3**	**720**	**115-267**	**.431**	**26-69**	**.377**	**45-64**	**.703**	**52**	**86**	**138**	**64**	**68-0**	**18**	**32**	**12**	**301**	**100.3**	**108**

LOS ANGELES LAKERS

DATE	W-L	LAC-LAL	SITE
10/30/70	L	90-104	Los Angeles
12/15/70	W	113-111	Buffalo
3/2/71	L	118-131	Buffalo
3/12/71	W	116-109	Los Angeles
10/19/71	L	106-123	Buffalo
12/21/71	L	103-117	Buffalo
12/28/71	L	87-105	Los Angeles
3/12/72	L	102-141	Los Angeles
11/17/72	L	100-103	Los Angeles
12/19/72	L	100-126	Buffalo
3/13/73	L	112-121	Buffalo
3/23/73	L	101-121	Los Angeles
10/13/73	L	122-125	Buffalo
12/30/73	L	105-108	Los Angeles
2/26/74	L	112-119	Buffalo
3/24/74	L	124-150	Los Angeles
11/3/74	W	124-101	Los Angeles
1/7/75	W	115-107	Buffalo
2/7/75	W	108-98	Buffalo
2/11/75	W	112-108	Los Angeles
11/18/75	W	120-106	Buffalo
11/28/75	L	105-126	Los Angeles
1/6/76	W	114-113	Buffalo
3/14/76	L	109-137	Los Angeles
11/9/76	W	*121-116	Buffalo
12/21/76	L	89-97	Los Angeles
2/9/77	L	90-105	Buffalo
3/27/77	L	89-92	Los Angeles
12/11/77	L	*119-124	Los Angeles
1/4/78	W	94-93	Buffalo
2/7/78	L	105-132	Buffalo
3/24/78	L	115-120	Los Angeles
10/24/78	W	124-123	San Diego
10/27/78	L	101-113	Los Angeles
1/17/79	W	119-117	San Diego
3/23/79	L	119-156	Los Angeles
10/12/79	L	102-103	San Diego
11/6/79	L	112-127	Los Angeles
11/13/79	L	91-137	San Diego
12/7/79	W	116-108	Los Angeles
3/11/80	L	106-123	San Diego
3/28/80	L	88-126	Los Angeles
10/28/80	L	101-131	San Diego
11/14/80	L	100-113	Los Angeles
12/3/80	W	120-114	Los Angeles
12/16/80	W	97-92	San Diego
3/12/81	L	116-122	San Diego
3/15/81	W	122-118	Los Angeles
11/21/81	L	117-119	San Diego
11/27/81	W	138-129	Los Angeles
12/19/81	L	100-106	San Diego
12/27/81	L	117-139	Los Angeles
3/30/82	L	120-143	Los Angeles
4/1/82	L	100-117	San Diego
11/26/82	L	115-117	San Diego
12/23/82	L	115-120	San Diego
1/19/83	L	104-107	Los Angeles
3/9/83	L	114-119	Los Angeles
3/19/83	W	107-99	San Diego
3/29/83	L	109-127	Los Angeles
11/2/83	W	110-106	San Diego
12/4/83	L	99-120	Los Angeles
12/16/83	L	109-122	Los Angeles
2/18/84	L	116-120	San Diego
3/25/84	L	102-114	Los Angeles
3/28/84	W	122-115	San Diego
11/24/84	L	103-108	Clippers
12/29/84	L	107-113	Lakers
1/22/85	L	114-123	Lakers
2/2/85	L	96-105	Clippers
2/12/85	L	110-121	Lakers
3/16/85	L	112-123	Clippers
11/15/85	L	96-127	Clippers
11/20/85	L	107-122	Lakers
1/16/86	L	96-112	Lakers
1/24/86	W	120-109	Clippers
3/11/86	L	108-129	Lakers
3/19/86	W	115-114	Clippers
11/26/86	L	92-126	Clippers
11/30/86	L	115-137	Lakers
3/9/87	L	114-136	Clippers
3/15/87	L	101-115	Lakers
4/6/87	L	112-135	Lakers
4/9/87	L	100-118	Clippers
11/12/87	L	82-111	Lakers
12/19/87	L	97-108	Clippers
1/13/88	W	*110-109	Clippers
2/4/88	L	86-117	Clippers
2/16/88	L	100-119	Lakers
4/8/88	L	107-126	Lakers
12/6/88	L	102-111	Clippers
12/30/88	L	109-124	Lakers
1/15/89	L	95-116	Clippers
1/18/89	L	90-111	Lakers
4/10/89	L	116-133	Lakers
4/15/89	W	119-107	Clippers
12/5/89	L	103-111	Lakers
1/30/90	W	121-104	Clippers
3/23/90	L	102-110	Lakers
3/28/90	L	99-106	Clippers
4/21/90	L	115-125	Clippers
12/26/90	L	99-108	Clippers
2/1/91	L	92-106	Clippers
2/5/91	L	102-116	Lakers
3/19/91	L	105-119	Lakers
11/5/91	W	*114-109	Lakers
12/25/91	L	75-85	Clippers
2/5/92	L	95-100	Lakers
2/19/92	W	125-94	Clippers
4/19/92	L	*108-109	Lakers
11/6/92	L	*112-114	Clippers
11/13/92	W	124-98	Lakers
1/14/93	W	105-102	Clippers
2/28/93	L	112-124	Lakers
3/30/93	W	101-93	Clippers
11/16/93	L	**114-116	Lakers
12/4/93	L	102-109	Clippers
1/7/93	L	108-111	Lakers
2/15/94	W	100-89	Lakers
4/16/94	W	108-103	Clippers
11/15/94	L	92-102	Clippers
12/9/94	W	109-84	Lakers
1/16/95	L	88-96	Lakers
2/4/95	L	118-121	Clippers
2/25/95	W	83-81	Clippers
11/19/95	L	88-109	Lakers
1/19/96	L	100-106	Clippers
2/20/96	L	104-121	Lakers
2/21/96	L	108-112	Clippers
11/15/96	L	100-107	Lakers
2/4/97	W	108-86	Clippers(A)
3/14/97	W	97-95	Lakers
4/18/97	L	95-123	Clippers
11/23/97	L	102-119	Lakers
12/26/97	L	*114-118	Lakers
1/9/98	L	115-125	Clippers
3/12/98	L	85-108	Clippers(A)
2/25/99	L	100-115	Clippers (A)
2/26/99	L	83-99	Lakers
3/9/99	L	99-103	Clippers
3/10/99	L	75-94	Lakers
12/14/99	L	68-95	Lakers
1/4/00	L	98-122	Clippers
1/5/00	L	101-118	Lakers
3/6/00	L	103-123	Clippers
11/5/00	L	103-108	Lakers
11/27/00	L	83-98	Clippers
12/30/00	L	*114-116	Clippers
1/7/01	W	118-95	Lakers
11/20/01	L	93-98	Clippers
12/14/01	L	80-110	Lakers
1/23/02	W	95-90	Clippers
3/15/02	L	92-98	Lakers
11/1/02	L	93-108	Clippers
1/20/03	L	92-96	Lakers
2/25/03	L	98-109	Lakers
3/17/03	L	85-102	Clippers
1/4/04	W	101-98	Clippers
1/17/04	L	89-91	Lakers
3/17/04	L	103-106	Clippers
3/19/04	L	100-106	Lakers
11/17/04	L	89-103	Lakers
12/11/04	L	87-89	Clippers
1/26/05	W	105-89	Clippers
3/8/05	W	110-101	Lakers
11/18/05	W	97-91	Lakers
1/7/06	L	109-112	Clippers
2/24/06	W	102-83	Clippers
4/9/06	L	83-100	Lakers
11/21/06	L	101-105	Lakers
12/2/06	L	88- 97	Clippers
4/4/07	W	90- 82	Clippers
4/12/07	W	118-110	Lakers
12/16/07	L	92-113	Lakers
2/23/08	L	95-113	Clippers
3/7/08	L	82-119	Lakers
4/10/08	L	78-106	Clippers
10/29/08	L	79-117	Clippers
11/5/08	L	88-106	Lakers
1/21/09	L	97-108	Clippers
4/5/09	L	85-88	Lakers
10/27/09	L	92-99	Lakers
1/6/10	W	102-91	Clippers
1/15/10	L	86-126	Lakers
4/14/10	W	107-91	Clippers
12/8/10	L	86-87	Clippers
1/16/11	W	99-92	Clippers
2/25/11	L	95-108	Lakers
3/25/11	L	104-112	Lakers
1/14/12	W	102-94	Clippers
1/25/12	L	91-96	Lakers
4/4/12	L	108-113	Clippers

** Indicates overtime (3-5)*
*** Indicates double overtime (0-1)*
(A) Indicates game played in Anaheim

2011-12 CLIPPERS VS. LAKERS

2011-2012 SEASON SERIES (1-2)

PLAYER	G-GS	MIN	FG-FGA	PCT	3FG-FGA	PCT	FT-FTA	PCT	- REBOUNDS - OFF	DEF	TOT	AST	PF-DQ	STL	TO	BLK	PTS	AVG	HI
Griffin	3-3	114	29-56	.518	0-0	—	5-12	.417	16	21	37	6	12-0	1	8	0	63	21.0	26
Paul	3-3	106	22-47	.468	4-10	.400	11-13	.846	3	7	10	34	8-0	4	4	0	59	19.7	33
Butler	3-3	100	19-43	.442	9-20	.450	10-10	1.000	2	12	14	4	5-0	4	7	0	57	19.0	28
Williams	1-0	23	6-16	.375	3-6	.500	1-1	1.000	1	0	1	1	2-0	0	1	0	16	16.0	16
Young (TOT)	2-0	48	13-34	.382	2-15	.133	4-4	1.000	2	0	2	7	4-0	2	2	2	32	16.0	19
Young (LAC)	1-0	19	6-15	.400	1-6	.167	0-0	—	1	0	1	1	2-0	0	0	1	13	13.0	13
Billups	2-2	65	7-20	.350	4-8	.500	10-13	.769	2	3	5	7	6-0	2	2	0	28	14.0	19
Foye	3-1	67	9-33	.273	3-14	.214	5-6	.833	3	7	10	6	6-0	0	1	0	26	8.7	11
Jordan	3-3	99	12-18	.667	0-0	—	2-6	.333	10	18	28	0	11-0	2	1	6	26	8.7	11
Bledsoe	1-0	14	2-4	.500	1-1	1.000	0-1	.000	1	1	2	2	2-0	3	3	1	5	5.0	5
Simmons	1-0	7	1-1	1.000	1-1	1.000	0-0	—	0	0	0	0	0-0	0	0	0	3	3.0	3
Gomes	2-0	32	1-4	.250	0-1	.000	1-2	.500	0	3	3	1	2-0	0	1	0	3	1.5	2
Evans	2-0	34	1-1	1.000	0-0	—	0-0	—	7	8	15	1	7-0	1	0	0	2	1.0	2
Cook	1-0	6	0-3	.000	0-2	.000	0-0	—	0	0	0	0	0-0	0	0	1	0	0.0	0
Jones	1-0	16	0-2	.000	0-0	—	0-0	—	5	2	7	0	2-0	0	2	2	0	0.0	0
Martin	1-0	19	0-4	.000	0-0	—	0-0	—	1	4	5	1	3-0	1	1	1	0	0.0	0
CLIPPERS	**3**	**720**	**115-267**	**.431**	**26-69**	**.377**	**45-64**	**.703**	**52**	**86**	**138**	**64**	**68-0**	**18**	**32**	**12**	**301**	**100.3**	**108**
LAKERS	**3**	**720**	**110-226**	**.487**	**19-44**	**.432**	**64-87**	**.736**	**33**	**89**	**122**	**69**	**57-0**	**12**	**39**	**18**	**303**	**101.0**	**113**

MEMPHIS GRIZZLIES

LIONEL HOLLINS

Record:
158-175 (.474)
w/ Grizzlies:
158-175 (.474)

191 Beale Street
Memphis, TN 38103
Phone: (901) 205-1234
www.grizzlies.com

Majority Owner	Michael Heisley
General Manager/VP of Basketball Operations	Chris Wallace
Assistant General Manager	Kenny Williamson
Director of Player Personnel	Tony Barone, Sr.
Vice President of Basketball Operations & Team Programs	Dana Davis
Head Coach	Lionel Hollins
Assistant Coaches	David Joerger, Henry Bibby, Bob Thornton, Barry Hecker
Player Development Coach	Lloyd Pierce
Head Athletic Trainer	Drew Graham
Strength & Conditioning Coach	Kelly Lambert
Director, Communications	Jason Wallace
Coordinator, Basketball Communications & Publications	**Ross Wooden**
Coordinator, Corporate Communications & Publications	**Toiaya Crawford**
Team Colors	Memphis Midnight, Beale Street Blue, Smoke Blue and Grizzlies Gold
Home Court	FedEx Forum (18,119), 2004
Radio	WMFS ESPN (92.9 FM/680 AM) - Eric Hasseltine, Hank McDowell, Elliott Perry
Television	FS Tenessee/SportSouth - Pete Pranica, Sean Tuohy, Brevin Knight, Rob Fischer

SERIES HISTORY

All-Time: 32-33 (Home: 21-12, Road 11-21)

2011-12: 2-1

Current Overall Streak: Lost 1

Home Streak: Won 3
Last Win: March 24, 2012 (101-85)
Last Loss: December 11, 2010 (83-84)

Road Streak: Lost 1
Last Win: April 5, 2011 (82-81)
Last Loss: April 9, 2012 (85-94)

Largest Margin of Victory:
Home: 21 (112-91), January 20, 2007
Road: 21 (126-105), February 6, 2009

Largest Margin of Defeat:
Home: 22 (90-112), February 10, 2000
Road: 23 (82-105), March 14, 2011

GRIZZLIES 2011-12 REVIEW

Record:
41-25 (.621), 2nd Place, Southwest Division

Team Leaders:
Points: Gay (1,232)
Rebounds: Gasol (579)
Assists: Conley (404)

vs. Clippers:

1/26/12	Mem 91	at	**LAC**	**94**
3/24/12	Mem 85	at	**LAC**	**101**
4/9/12	LAC 85	at	**Mem**	**94**

2012 Playoffs:
1st round vs. Clippers (3-4)

2012 Draft Choice:
Tony Wroten (25)

ABOUT THE GRIZZLIES

All-time record:
491-855 (.365)

Franchise Locations:
Vancouver Grizzlies (1995-2001)
Memphis Grizzlies (2001 to present)

2011-12 GRIZZLIES VS. CLIPPERS

2011-2012 SEASON SERIES (1-2)

PLAYER	G-GS	MIN	FG-FGA	PCT	3FG-FGA	PCT	FT-FTA	PCT	- REBOUNDS - OFF	DEF	TOT	AST	PF-DQ	STL	TO	BLK	PTS	AVG	HI
Gay	3-3	106	19-37	.514	5-11	.455	8-12	.667	4	11	15	4	6-0	1	14	1	51	17.0	24
Gasol	3-3	109	14-36	.389	0-2	.000	14-15	.933	10	17	27	15	10-0	2	5	2	42	14.0	18
Mayo	3-0	84	15-40	.375	7-17	.412	3-6	.500	4	5	9	12	10-0	3	5	3	40	13.3	14
Allen	2-2	59	6-14	.429	1-1	1.000	12-14	.857	3	5	8	3	2-0	1	4	1	25	12.5	14
Randolph	2-1	68	10-27	.370	0-0	—	4-6	.667	6	14	20	3	5-0	2	4	0	24	12.0	14
Conley	3-3	90	10-26	.385	2-6	.333	4-4	1.000	2	9	11	19	11-1	7	6	1	26	8.7	13
Speights (TOT)	3-2	45	10-16	.625	0-0	—	1-2	.500	3	11	14	2	9-0	0	3	0	21	7.0	12
Speights (MEM)	3-2	45	10-16	.625	0-0	—	1-2	.500	3	11	14	2	9-0	0	3	0	21	7.0	12
Pondexter	3-1	64	6-15	.400	3-5	.600	3-4	.750	7	3	10	2	4-0	3	3	0	18	6.0	9
Selby	1-0	14	2-3	.667	0-0	—	2-2	1.000	0	0	0	1	2-0	1	2	0	6	6.0	6
Arenas	2-0	32	2-8	.250	0-2	.000	0-0	—	0	1	1	2	6-0	1	3	0	4	2.0	2
Cunningham	3-0	31	3-8	.375	0-0	—	0-0	—	1	4	5	1	4-0	0	0	2	6	2.0	4
Pargo	2-0	8	1-3	.333	1-2	.500	0-0	—	1	0	1	1	1-0	0	1	0	3	1.5	3
Haddadi	3-0	10	2-3	.667	0-0	—	0-0	—	2	4	6	0	4-0	0	1	0	4	1.3	2
GRIZZLIES	**3**	**720**	**100-236**	**.424**	**19-46**	**.413**	**51-65**	**.785**	**43**	**84**	**127**	**65**	**74-1**	**21**	**54**	**10**	**270**	**90.0**	**94**
CLIPPERS	**3**	**720**	**105-228**	**.461**	**18-56**	**.321**	**56-78**	**.718**	**30**	**79**	**109**	**63**	**57-0**	**29**	**40**	**13**	**284**	**94.7**	**101**

MEMPHIS GRIZZLIES

DATE	W-L	LAC-MEM	SITE
11/10/95	W	98-91	Vancouver
11/16/95	W	103-98	Los Angeles(A)
1/7/96	W	101-93	Vancouver
4/21/96	L	101-108	Los Angeles
11/12/96	W	** 99-92	Vancouver
1/30/97	W	100-94	Los Angeles
2/26/97	W	83-80	Vancouver
3/25/97	W	* 110-94	Los Angeles
11/11/97	L	113-119	Vancouver
1/7/98	W	110-102	Los Angeles
3/23/98	L	95-106	Vancouver
4/7/98	L	94-110	Los Angeles
2/10/99	L	99-105	Vancouver
2/16/99	L	** 89-93	Los Angeles(A)
4/21/99	L	94-97	Vancouver
4/24/99	W	105-96	Los Angeles
11/14/99	L	89-109	Vancouver
12/13/99	W	102-90	Los Angeles
12/19/99	L	84-85	Vancouver
2/10/00	L	90-112	Los Angeles
11/2/00	L	91-99	Los Angeles
11/16/00	W	76-72	Vancouver
12/23/00	W	92-90	Los Angeles
4/4/01	L	78-86	Vancouver
11/7/01	W	108-92	Los Angeles
1/28/02	L	* 115-119	Memphis
2/25/02	W	90-77	Memphis
4/16/02	W	92-84	Los Angeles
1/3/03	L	111-116	Memphis
1/8/03	W	103-95	Los Angeles
3/30/03	W	102-100	Los Angeles
4/8/03	L	108-111	Memphis
1/11/04	L	* 107-108	Los Angeles
2/11/04	L	102-110	Memphis
3/6/04	L	92-98	Los Angeles
3/12/04	L	89-98	Memphis
12/19/04	L	82-92	Los Angeles
12/29/04	L	76-96	Memphis
2/3/05	W	106-103	Memphis
3/7/05	L	102-105	Los Angeles
2/10/06	W	91-87	Los Angeles
3/5/06	L	86-102	Los Angeles
3/23/06	L	85-95	Memphis
4/18/06	L	95-101	Memphis
11/29/06	W	105-90	Los Angeles
12/9/06	W	89-82	Memphis
1/20/07	W	112-91	Los Angeles
12/14/07	W	98-91	Memphis
1/26/08	L	* 120-125	Memphis
2/20/08	W	100-86	Los Angeles
3/29/08	W	110-97	Los Angeles
12/5/08	L	81-93	Memphis
2/6/09	W	126-105	Memphis
3/4/09	L	95-118	Los Angeles
11/7/09	W	113-110	Los Angeles
11/18/09	L	91-106	Memphis
11/29/09	W	98-88	Los Angeles
1/12/10	L	102-104	Memphis
12/11/10	L	83-84	Los Angeles
3/14/11	L	82-105	Memphis
4/5/11	W	82-81	Memphis
4/13/11	W	110-103	Los Angeles
1/26/12	W	98-91	Los Angeles
3/24/12	W	101-85	Los Angeles
4/9/12	L	85-94	Memphis

** Indicates overtime (1-3)*
*** Indicates double overtime (1-1)*
(A) Indicates game played at Arrowhead Pond of Anaheim

2011-12 CLIPPERS VS. GRIZZLIES

2011-2012 SEASON SERIES (2-1)

PLAYER	G-GS	MIN	FG-FGA	PCT	3FG-FGA	PCT	FT-FTA	PCT	- REBOUNDS - OFF	DEF	TOT	AST	PF-DQ	STL	TO	BLK	PTS	AVG	HI
Griffin	3-3	112	23-37	.622	0-2	.000	13-23	.565	5	20	25	16	7-0	2	8	3	59	19.7	20
Paul	3-3	113	16-41	.390	3-12	.250	23-27	.852	1	10	11	26	10-0	7	5	0	58	19.3	21
Williams	1-0	30	8-15	.533	2-5	.400	0-0	—	1	2	3	2	4-0	4	0	0	18	18.0	18
Foye	3-2	82	12-30	.400	6-16	.375	6-7	.857	0	8	8	5	7-0	2	3	1	36	12.0	18
Butler	3-3	88	14-29	.483	4-8	.500	2-2	1.000	1	8	9	4	6-0	5	4	0	34	11.3	17
Jordan	3-3	105	13-21	.619	0-0	—	3-6	.500	14	15	29	0	9-0	1	3	6	29	9.7	14
Billups	1-1	23	4-10	.400	1-4	.250	0-0	—	0	2	2	3	2-0	0	4	0	9	9.0	9
Young (TOT)	2-0	45	6-18	.333	0-3	.000	4-5	.800	2	2	4	1	3-0	2	0	1	16	8.0	16
Young (LAC)	2-0	45	6-18	.333	0-3	.000	4-5	.800	2	2	4	1	3-0	2	0	1	16	8.0	16
Bledsoe	2-0	33	4-8	.500	1-2	.500	2-2	1.000	0	2	2	4	1-0	2	3	2	11	5.5	11
Martin	2-0	37	3-10	.300	0-0	—	2-4	.500	3	5	8	0	3-0	0	1	0	8	4.0	4
Simmons	1-0	11	1-3	.333	1-2	.500	0-0	—	0	0	0	1	1-0	0	0	0	3	3.0	3
Evans	2-0	17	1-2	.500	0-0	—	1-2	.500	1	4	5	1	4-0	2	1	0	3	1.5	3
Gomes	1-0	11	0-4	.000	0-2	.000	0-0	—	0	1	1	0	0-0	2	2	0	0	0.0	0
Jones	1-0	13	0-0	—	0-0	—	0-0	—	2	0	2	0	0-0	0	2	0	0	0.0	0
Thompkins	1-0	2	0-0	—	0-0	—	0-0	—	0	0	0	0	0-0	0	1	0	0	0.0	0
CLIPPERS	**3**	**720**	**105-228**	**.461**	**18-56**	**.321**	**56-78**	**.718**	**30**	**79**	**109**	**63**	**57-0**	**29**	**40**	**13**	**284**	**94.7**	**101**
GRIZZLIES	**3**	**720**	**100-236**	**.424**	**19-46**	**.413**	**51-65**	**.785**	**43**	**84**	**127**	**65**	**74-1**	**21**	**54**	**10**	**270**	**90.0**	**94**

MIAMI HEAT

ERIK SPOELSTRA

Record:
194-118 (.621)
w/ Heat:
194-118 (.621)

601 Biscayne Blvd.
Miami, FL 33132
Phone: (786) 777-4928
www.heat.com

Managing General Partner	Micky Arison
Chief Executive Officer	Nick Arison
President	Pat Riley
Head Coach	Erik Spoelstra
Assistant Coaches	Bob McAdoo,Keith Askins, Ron Rothstein, David Fizdale, Chad Kammerer
Assistant Coach/Advance Scout	Octavio De La Grana
Head Athletic Trainer/Travel Coordinator	Jay Sabol
Vice President of Sports Media Relations	**Tim Donovan**
Director of Sports Media Relations	**Rob Wilson**
Assistant Director of Sports Media Relations	**Michael Lissack**
Sports Media Relations Assistant	**Nick Maiorana**
Team Colors	Red, Yellow, Black, White
Home Court	AmericanAirlines Arena (19,600), 2000
Radio	The Ticket (790 AM) - Mike Inglis, John Crotty
Spanish Radio	WQBA (1140 AM) - José Pañeda, Joe Pujala
Television	Sun Sports - Eric Reid, Tony Fiorentino, Jason Jackson

SERIES HISTORY

All-Time: 18-29 (Home: 11-13, Road 7-16)

2011-12: 1-0

Current Overall Streak: Won 1

Home Streak: Won 4
Last Win: January 11, 2012 (95-89)OT
Last Loss: December 9, 2007 (94-100)

Road Streak: Lost 3
Last Win: March 10, 2008 (99-98)
Last Loss: February 6, 2011 (79-97)

Largest Margin of Victory:
Home: 16 (108-92), February 28, 1992
Road: 20 (111-91), November 5, 1988

Largest Margin of Defeat:
Home: 22 (98-120), March 17, 1995
Road: 43 (83-126), December 29, 1994

HEAT 2011-12 REVIEW

Record:
46-20 (.697), 1st Place, Southeast Division

Team Leaders:
Points: James (1,683)
Rebounds: James (492)
Assists: James (387)

vs. Clippers:
1/11/12 Mia 89 at **LAC 95 (OT)**

2012 Playoffs:
1st Round vs. New York (4-1);
2nd Round vs. Indiana (4-2);
Conf. Finals vs. Boston (4-3);
Finals vs. Oklahoma City (4-1)

2012 Draft Choice:
Arnette Moultrie (27)

ABOUT THE HEAT

All-time record:
965-955 (.496)

Franchise Locations:
Miami Heat (1988 to present)

2011-12 HEAT VS. CLIPPERS

2011-2012 SEASON SERIES (0-1)

									- REBOUNDS -										
PLAYER	G-GS	MIN	FG-FGA	PCT	3FG-FGA	PCT	FT-FTA	PCT	OFF	DEF	TOT	AST	PF-DQ	STL	TO	BLK	PTS	AVG	HI
James	1-1	42	7-19	.368	0-1	.000	9-17	.529	2	11	13	7	5-0	2	6	0	23	23.0	23
Chalmers	1-1	40	6-13	.462	4-10	.400	2-2	1.000	2	2	4	5	1-0	0	1	0	18	18.0	18
Wade	1-1	42	6-17	.353	0-2	.000	5-8	.625	1	6	7	2	4-0	3	2	2	17	17.0	17
Bosh	1-1	43	6-16	.375	1-3	.333	3-5	.600	1	10	11	1	1-0	0	3	1	16	16.0	16
Haslem	1-0	31	3-5	.600	0-0	—	0-0	—	2	6	8	0	2-0	2	2	0	6	6.0	6
Anthony	1-1	29	2-2	1.000	0-0	—	0-0	—	3	0	3	1	3-0	1	1	1	4	4.0	4
Battier	1-0	25	2-4	.500	0-0	—	0-0	—	0	1	1	0	2-0	1	1	2	4	4.0	4
Cole	**1-0**	**13**	**0-5**	**.000**	**0-0**	**—**	**1-2**	**.500**	**2**	**1**	**3**	**2**	**4-0**	**0**	**2**	**0**	**1**	**1.0**	**1**
HEAT	**1**	**265**	**32-81**	**.395**	**5-16**	**.313**	**20-34**	**.588**	**13**	**37**	**50**	**18**	**22-0**	**9**	**18**	**6**	**89**	**89.0**	**89**
CLIPPERS	**1**	**265**	**36-86**	**.419**	**6-17**	**.353**	**17-23**	**.739**	**10**	**35**	**45**	**22**	**22-0**	**7**	**16**	**8**	**95**	**95.0**	**95**

DATE	W-L	LAC-MIA	SITE
11/5/88	W	111-91	Miami
12/14/88	L	88-89	Los Angeles
2/24/89	L	91-111	Miami
3/15/89	L	103-109	Los Angeles
2/2/90	L	91-126	Miami
3/14/90	L	* 108-113	Los Angeles
12/30/90	L	97-112	Los Angeles
3/5/91	L	113-116	Miami
2/28/92	W	108-92	Los Angeles
3/3/92	W	117-116	Miami
3/5/93	L	105-109	Miami
3/18/93	L	117-133	Los Angeles
1/8/94	L	90-109	Los Angeles
1/18/94	W	126-124	Miami
12/29/94	L	83-126	Miami
3/17/95	L	98-120	Los Angeles
12/14/95	W	89-84	Los Angeles
12/30/95	L	96-105	Miami
11/27/96	L	82-98	Los Angeles
4/1/97	L	87-97	Miami
11/19/97	L	113-122	Miami
2/19/98	L	80-89	Los Angeles(A)
12/6/99	L	91-99	Los Angeles
2/15/00	L	88-107	Miami
12/13/00	L	* 88-94	Los Angeles
2/13/01	L	* 99-101	Miami
12/4/01	W	87-83	Los Angeles
2/20/02	W	81-71	Miami
11/12/02	W	101-82	Miami
12/4/02	W	89-80	Los Angeles
1/16/04	L	85-87	Los Angeles
1/30/04	L	88-97	Miami
1/14/05	W	** 114-112	Los Angeles
2/16/05	L	95-113	Miami
12/5/05	W	99-89	Los Angeles
1/30/06	L	114-118	Miami
12/5/06	W	101-97	Los Angeles
1/3/07	W	110-95	Miami
12/9/07	L	94-100	Los Angeles
3/10/08	W	99-98	Miami
11/29/08	W	97-96	Los Angeles
2/2/09	L	95-119	Miami
1/10/10	W	94-84	Los Angeles
3/10/10	L	97-108	Miami
1/12/11	W	111-105	Los Angeles
2/6/11	L	79-97	Miami
1/11/12	W	*95-89	Los Angeles

** Indicates overtime (1-3)*
** Indicates double overtime (1-0)*
(A) Indicates game played at Arrowhead Pond of Anaheim

2011-12 CLIPPERS VS. HEAT

2011-2012 SEASON SERIES (1-0)

PLAYER	G-GS	MIN	FG-FGA	PCT	3FG-FGA	PCT	FT-FTA	PCT	- REBOUNDS - OFF	DEF	TOT	AST	PF-DQ	STL	TO	BLK	PTS	AVG	HI
Paul	1-1	45	11-21	.524	0-2	.000	5-5	1.000	0	6	6	11	2-0	3	1	0	27	27.0	27
Young (TOT)	1-1	39	7-19	.368	3-10	.300	5-5	1.000	1	1	2	1	1-0	1	4	0	22	22.0	22
Butler	1-1	42	6-11	.545	3-4	.750	5-5	1.000	0	4	4	1	4-0	0	2	0	20	20.0	20
Griffin	1-1	41	9-23	.391	1-1	1.000	1-4	.250	4	8	12	2	5-0	1	2	1	20	20.0	20
Billups	1-1	40	2-11	.182	2-8	.250	6-7	.857	0	1	1	6	2-0	2	4	0	12	12.0	12
Jordan	1-1	40	4-5	.800	0-0	—	0-0	—	3	8	11	0	4-0	0	3	6	8	8.0	8
Williams	1-0	21	3-8	.375	0-1	.000	0-0	—	0	1	1	1	2-0	0	1	0	6	6.0	6
Foye	1-0	6	1-2	.500	0-0	—	0-0	—	0	0	0	0	1-0	0	0	0	2	2.0	2
Cook	1-0	4	0-2	.000	0-1	.000	0-0	—	0	1	1	0	1-0	0	0	0	0	0.0	0
Evans	1-0	21	0-1	.000	0-0	—	0-2	.000	3	5	8	0	1-0	0	2	1	0	0.0	0
Gomes	1-0	5	0-2	.000	0-0	—	0-0	—	0	1	1	1	0-0	1	0	0	0	0.0	0
CLIPPERS	**1**	**265**	**36-86**	**.419**	**6-17**	**.353**	**17-23**	**.739**	**10**	**35**	**45**	**22**	**22-0**	**7**	**16**	**8**	**95**	**95.0**	**95**
HEAT	**1**	**265**	**32-81**	**.395**	**5-16**	**.313**	**20-34**	**.588**	**13**	**37**	**50**	**18**	**22-0**	**9**	**18**	**6**	**89**	**89.0**	**89**

MILWAUKEE BUCKS

SCOTT SKILES

Record:
396-382 (.509)
w/ Bucks:
115-131 (.467)

1001 N. Fourth Street
Milwaukee, WI 53203
Phone: (414) 227-0500
www.bucks.com

President	Herb Kohl
General Manager	John Hammond
Assistant General Manager	Jeff Weltman
Head Coach	Scott Skiles
Assistant Coaches	Jim Boylan, Joe Wolf, Sidney Moncrief, Bill Peterson, Anthony Goldwire
Head Athletic Trainer	Marc Boff
Director of Public Relations	**Dan Smyczek**
Public Relations Manager	**Mark Rosenberg**
Public Relations Coordinator	**Kristen Deahl**
Team Colors	Forest Green, Red and Silver
Home Court	Bradley Center (18,717), 1988
Radio	Newsradio 620 WTMJ AM - Ted Davis, Dennis Krause
Television	FOX Sports Wisconsin - Jim Paschke, Jon McGlocklin

SERIES HISTORY

All-Time: 41-61 (Home: 28-23, Road 13-38)
2011-12: 1-0
Current Overall Streak: Won 1
Home Streak: Won 4
Last Win: January 7, 2012 (92-86)
Last Loss: December 4, 2007 (78-87)
Road Streak: Lost 3
Last Win: February 11, 2008 (96-89)
Last Loss: February 14, 2011 (78-102)
Largest Margin of Victory:
Home: 36 (145-109), February 19, 1974
Road: 21 (133-112), October 21, 1976
Largest Margin of Defeat:
Home: 32 (103-135), February 16, 1971
Road: 34 (88-122), February 26, 1980

BUCKS 2011-12 REVIEW

Record:
31-35 (.470), 3rd Place, Central Division
Team Leaders:
Points: Jennings (1,260)
Rebounds: Ilyasova (529)
Assists: Jennings (365)
vs. Clippers:
1/7/12 Mil 86 at **LAC 98**
2012 Playoffs:
None
2012 Draft Choices:
John Henson (14), Doron Lamb (42)

ABOUT THE BUCKS

All-time record:
1,825-1,669 (.522)
Franchise Locations:
Milwaukee Bucks (1968 to present)

2011-12 BUCKS VS. CLIPPERS

2011-2012 SEASON SERIES (0-1)

									- REBOUNDS -										
PLAYER	G-GS	MIN	FG-FGA	PCT	3FG-FGA	PCT	FT-FTA	PCT	OFF	DEF	TOT	AST	PF-DQ	STL	TO	BLK	PTS	AVG	HI
Ellis (TOT)	3-3	124	24-55	.436	4-9	.444	16-20	.800	3	12	15	23	12-0	5	13	1	68	22.7	32
Jennings	1-1	44	9-21	.429	2-7	.286	1-1	1.000	0	6	6	7	4-0	2	2	0	21	21.0	21
Gooden	1-1	29	5-14	.357	1-1	1.000	7-8	.875	4	9	13	0	3-0	1	1	0	18	18.0	18
Jackson	1-1	45	4-18	.222	3-9	.333	7-8	.875	2	2	4	2	3-0	2	4	0	18	18.0	18
Udoh (TOT)	3-2	85	16-26	.615	0-0	—	2-4	.500	8	9	17	3	8-0	1	3	4	34	11.3	19
Livingston	1-0	25	3-7	.429	0-0	—	3-4	.750	0	2	2	3	4-0	0	2	0	9	9.0	9
Leuer	1-0	26	3-7	.429	0-1	.000	0-0	—	5	4	9	2	3-0	0	1	2	6	6.0	6
Delfino	1-1	23	2-3	.667	0-1	.000	0-0	—	0	1	1	3	4-0	1	1	0	4	4.0	4
Harris	1-0	9	2-4	.500	0-0	—	0-0	—	1	0	1	0	2-0	1	0	0	4	4.0	4
Ilyasova	1-1	21	1-5	.200	0-1	.000	1-2	.500	1	4	5	0	4-0	0	3	0	3	3.0	3
Sanders	1-0	12	0-1	.000	0-0	—	2-2	1.000	0	0	0	1	3-0	0	0	0	2	2.0	2
Brockman	1-0	4	0-0	—	0-0	—	1-2	.500	0	0	0	0	1-0	0	0	0	1	1.0	1
Brown (TOT)	1-0	7	0-1	.000	0-0	—	1-2	.500	1	0	1	0	3-0	0	0	0	1	1.0	1
Hobson	1-0	2	0-0	—	0-0	—	0-0	—	0	1	1	0	0-0	0	0	0	0	0.0	0
BUCKS	**1**	**240**	**29-80**	**.363**	**6-20**	**.300**	**22-27**	**.815**	**13**	**29**	**42**	**18**	**31-0**	**7**	**15**	**2**	**86**	**86.0**	**86**
CLIPPERS	**1**	**240**	**31-69**	**.449**	**4-19**	**.211**	**26-40**	**.650**	**8**	**29**	**37**	**17**	**23-0**	**10**	**14**	**9**	**92**	**92.0**	**92**

MILWAUKEE BUCKS

DATE	W-L	LAC-MIL	SITE
11/14/70	L	107-116	Buffalo
12/20/70	L	101-131	Milwaukee
2/16/71	L	103-135	Buffalo
3/4/71	L	113-116	Milwaukee
10/22/71	L	105-124	Milwaukee
11/13/71	L	106-127	Buffalo
12/15/71	L	108-122	Milwaukee(M)
2/8/72	L	108-126	Buffalo
10/21/72	L	63-91	Buffalo
10/25/72	L	92-109	Milwaukee
1/6/73	L	96-110	Milwaukee
2/2/73	L	108-114	Buffalo
10/24/73	L	113-130	Milwaukee
11/27/73	L	110-115	Buffalo
1/23/74	L	88-114	Milwaukee(M)
2/19/74	W	145-109	Buffalo
12/3/74	L	101-110	Buffalo
12/30/74	L	91-106	Milwaukee
3/1/75	L	100-104	Milwaukee
3/8/75	W	110-95	Buffalo
11/14/75	W	112-98	Milwaukee
12/30/75	W	118-106	Buffalo
2/6/76	W	109-104	Buffalo
3/26/76	L	92-123	Milwaukee
10/21/76	W	133-112	Milwaukee
1/6/77	L	111-119	Milwaukee
1/26/77	W	114-109	Buffalo
4/2/77	W	94-93	Buffalo
12/18/77	L	100-111	Milwaukee
12/27/77	L	105-108	Buffalo
2/8/78	L	103-104	Milwaukee
3/17/78	W	136-107	Buffalo
10/25/78	W	125-116	San Diego
12/10/78	W	107-106	Milwaukee
1/6/79	L	93-104	Milwaukee
1/30/79	W	117-113	San Diego
10/25/79	L	115-118	San Diego
11/10/79	L	104-133	Milwaukee
11/18/79	W	112-96	San Diego
1/9/80	W	111-107	Milwaukee
2/26/80	L	88-122	Milwaukee
3/2/80	L	98-101	San Diego
1/4/81	L	95-128	Milwaukee
1/24/81	L	117-121	San Diego
11/7/81	L	102-105	Milwaukee
3/27/82	L	99-128	San Diego
11/5/82	L	99-130	Milwaukee
1/25/83	L	102-115	San Diego
11/17/83	W	141-122	San Diego
2/12/84	L	*100-107	Milwaukee
11/15/84	L	90-103	Los Angeles
1/3/85	L	87-111	Milwaukee
11/23/85	W	116-112	Los Angeles
2/25/86	L	99-114	Milwaukee
1/26/87	L	94-114	Los Angeles
3/4/87	L	100-110	Milwaukee
1/5/88	L	82-98	Milwaukee
1/29/88	L	88-97	Los Angeles
1/4/89	L	102-110	Milwaukee
1/28/89	L	84-105	Los Angeles
11/29/89	L	103-117	Los Angeles
1/12/90	W	95-94	Milwaukee
12/15/90	L	92-98	Milwaukee
1/26/91	W	99-98	Los Angeles
3/28/92	W	103-95	Los Angeles
4/5/92	W	97-96	Milwaukee
1/10/93	W	104-99	Milwaukee
3/24/93	W	116-105	Los Angeles
12/8/93	W	100-97	Milwaukee
12/20/93	L	92-105	Los Angeles
12/7/94	W	*96-94	Los Angeles
3/23/95	L	93-104	Milwaukee
12/7/95	L	103-112	Milwaukee
3/26/96	W	103-97	Los Angeles
11/17/96	W	102-94	Los Angeles
2/23/97	W	99-86	Milwaukee
11/13/97	L	94-102	Los Angeles
1/12/98	L	95-110	Milwaukee
11/16/99	L	93-101	Milwaukee
3/30/00	L	85-104	Los Angeles
1/16/01	L	91-112	Milwaukee
4/6/01	W	*113-110	Los Angeles
1/5/02	W	86-83	Los Angeles
3/6/02	L	86-92	Milwaukee
2/19/03	W	110-104	Los Angeles
4/9/03	L	92-112	Milwaukee
12/17/03	W	93-83	Los Angeles
2/21/04	W	105-103	Milwaukee
2/4/05	L	90-92	Milwaukee
3/23/05	W	116-108	Los Angeles
11/15/05	W	109-85	Los Angeles
3/11/06	W	106-98	Milwaukee
1/23/07	W	115-96	Los Angeles
3/21/07	W	104-103	Milwaukee
12/4/07	L	78-87	Los Angeles
2/11/08	W	96-89	Milwaukee
12/20/08	L	85-119	Milwaukee
1/17/09	W	101-92	Los Angeles
3/17/10	W	101-93	Los Angeles
3/30/10	L	89-107	Milwaukee
1/31/11	W	105-98	Los Angeles
2/14/11	L	78-102	Milwaukee
1/7/12	W	92-86	Los Angeles

** Indicates overtime (2-1)*
(M) Indicates game played in Madison

2011-12 CLIPPERS VS. BUCKS

2011-2012 SEASON SERIES (1-0)

PLAYER	G-GS	MIN	FG-FGA	PCT	3FG-FGA	PCT	FT-FTA	PCT	- REBOUNDS - OFF	DEF	TOT	AST	PF-DQ	STL	TO	BLK	PTS	AVG	HI
Griffin	1-1	40	8-15	.533	0-0	—	6-11	.545	3	11	14	1	2-0	1	5	2	22	22.0	22
Butler	1-1	35	7-15	.467	2-6	.333	4-4	1.000	1	5	6	0	2-0	2	0	0	20	20.0	20
Billups	1-1	32	5-14	.357	2-6	.333	7-7	1.000	0	1	1	3	3-0	1	0	0	19	19.0	19
Williams	1-0	22	4-7	.571	0-1	.000	2-2	1.000	0	0	0	4	0-0	1	3	1	10	10.0	10
Paul	1-1	37	3-6	.500	0-1	.000	3-4	.750	1	0	1	7	4-0	4	4	0	9	9.0	9
Young (TOT)	2-2	42	4-21	.190	2-7	.286	0-0	—	1	3	4	2	4-0	1	1	1	10	5.0	7
Evans	1-0	19	1-1	1.000	0-0	—	1-6	.167	2	4	6	0	2-0	0	0	1	3	3.0	3
Jordan	1-1	29	0-2	.000	0-0	—	3-6	.500	1	4	5	0	5-0	1	0	3	3	3.0	3
Cook	1-0	8	1-5	.200	0-3	.000	0-0	—	0	3	3	0	1-0	0	0	1	2	2.0	2
Foye	1-0	11	1-2	.500	0-1	.000	0-0	—	0	1	1	2	1-0	0	0	1	2	2.0	2
Gomes	1-0	7	1-2	.500	0-1	.000	0-0	—	0	0	0	0	3-0	0	1	0	2	2.0	2
CLIPPERS	**1**	**240**	**31-69**	**.449**	**4-19**	**.211**	**26-40**	**.650**	**8**	**29**	**37**	**17**	**23-0**	**10**	**14**	**9**	**92**	**92.0**	**92**
BUCKS	**1**	**240**	**29-80**	**.363**	**6-20**	**.300**	**22-27**	**.815**	**13**	**29**	**42**	**18**	**31-0**	**7**	**15**	**2**	**86**	**86.0**	**86**

MINNESOTA TIMBERWOLVES

RICK ADELMAN
Record: 945-616 (.605)
w/ Timberwolves: 0-0 (.000)

600 First Avenue North
Minneapolis, MN 55403
Phone: (612) 673-1600
www.timberwolves.com

Owner	Glen Taylor
Chief Executive Officer	Rob Moor
President	Chris Wright
President of Basketball Operations	David Kahn
Head Coach	Rick Adelman
Assistant Coaches	Terry Porter, Jack Sikma, T.R. Dunn, Bill Bayno
Head Athletic Trainer	Gregg Farnam
Director of Public Relations	**Mike Cristaldi**
Sr. Public Relations Coordinator	**Aaron Seehusen**
Communications Manager	**Dan Bell**
Team Colors	Green, Blue, Silver and Black
Home Court	Target Center (19,356), 1990
Radio	WCCO AM 830 - Alan Horton
Television	Fox Sports North - Tom Hanneman, Jim Petersen

SERIES HISTORY

All-Time: 41-45 (Home: 26-18, Road 16-29)
2011-12: 1-3
Current Overall Streak: Won 1
Home Streak: Lost 2
Last Win: January 19, 2011 (126-111)
Last Loss: February 28, 2012 (97-109)
Road Streak: Won 1
Last Win: April 12, 2012 (95-82)
Last Loss: March 5, 2012 (94-95)
Largest Margin of Victory:
Home: 25 (102-77), December 2, 1990
Road: 23 (107-84), December 6, 2008
Largest Margin of Defeat:
Home: 31 (64-95), January 15, 2003
Road: 25 (91-116), February 24, 2000

TIMBERWOLVES 2011-12 REVIEW

Record:
26-40 (.394), 5th Place, Northwest Division
Team Leaders:
Points: Love (1,436)
Rebounds: Love (734)
Assists: Rubio (336)
vs. Clippers:

1/20/12	**Min 101**	at	LAC 98
2/28/12	**Min 109**	at	LAC 97
3/5/12	LAC 94	at	**Min 95**
4/12/12	**LAC 95**	at	Min 82

2012 Playoffs:
None
2012 Draft Choices:
Robbie Hummel (58)

ABOUT THE TIMBERWOLVES

All-time record:
731-1,107 (.398)
Franchise Locations:
Minnesota Timberwolves (1989 to present)

2011-12 TIMBERWOLVES VS. CLIPPERS

2011-2012 SEASON SERIES (3-1)

PLAYER	G-GS	MIN	FG-FGA	PCT	3FG-FGA	PCT	FT-FTA	PCT	- REBOUNDS - OFF	DEF	TOT	AST	PF-DQ	STL	TO	BLK	PTS	AVG	HI
Love	3-3	104	22-54	.407	7-15	.467	15-19	.789	12	26	38	7	9-0	1	4	0	66	22.0	39
Beasley	3-0	80	20-36	.556	4-8	.500	6-10	.600	3	14	17	1	4-0	0	4	2	50	16.7	27
Randolph	1-0	27	7-12	.583	0-0	—	2-3	.667	3	6	9	2	0-0	0	2	3	16	16.0	16
Williams	4-1	92	18-34	.529	8-15	.533	11-13	.846	4	19	23	3	12-0	0	7	3	55	13.8	27
Pekovic	3-2	66	14-23	.609	0-0	—	9-12	.750	7	5	12	2	4-0	1	0	0	37	12.3	17
Milicic	3-2	82	16-23	.696	0-0	—	4-9	.444	6	8	14	8	11-1	0	4	3	36	12.0	22
Ridnour	3-3	103	9-28	.321	2-13	.154	13-15	.867	0	6	6	11	6-0	3	4	0	33	11.0	13
Webster	3-1	66	8-17	.471	2-7	.286	3-5	.600	2	6	8	2	5-0	1	1	0	21	7.0	11
Ellington	2-0	32	6-9	.667	1-2	.500	0-0	—	0	1	1	0	0-0	0	0	0	13	6.5	13
Barea	3-1	73	6-21	.286	2-7	.286	2-2	1.000	0	7	7	23	8-0	1	11	0	16	5.3	10
Lee	1-0	17	2-6	.333	1-3	.333	0-0	—	0	2	2	2	0-0	1	0	0	5	5.0	5
Rubio	3-3	90	3-26	.115	1-6	.167	8-13	.615	6	12	18	21	10-0	5	7	1	15	5.0	9
Johnson	4-4	97	6-24	.250	3-8	.375	4-7	.571	2	8	10	4	3-0	2	0	1	19	4.8	7
Tolliver	3-0	30	2-3	.667	1-2	.500	0-1	.000	0	1	1	1	1-0	3	4	0	5	1.7	3
TIMBERWOLVES	**4**	**960**	**139-316**	**.440**	**32-86**	**.372**	**77-109**	**.706**	**45**	**121**	**166**	**87**	**73-1**	**18**	**50**	**13**	**387**	**96.8**	**109**
CLIPPERS	**4**	**960**	**146-331**	**.441**	**30-86**	**.349**	**62-92**	**.674**	**49**	**131**	**180**	**69**	**93-0**	**29**	**45**	**18**	**384**	**96.0**	**98**

MINNESOTA TIMBERWOLVES

DATE	W-L	LAC-MIN	SITE
1/2/90	W	87-79	Minnesota
1/20/90	W	97-95	Los Angeles
3/8/90	L	94-111	Minnesota
3/26/90	W	*101-96	Los Angeles
12/2/90	W	102-77	Los Angeles
12/11/90	L	95-101	Minnesota
2/15/91	W	124-107	Los Angeles
3/2/91	W	104-102	Minnesota
12/7/91	W	101-87	Minnesota
12/21/91	W	100-87	Los Angeles
4/7/92	W	115-108	Minnesota
4/16/92	W	96-93	Los Angeles
12/18/92	W	103-95	Los Angeles
1/18/93	W	94-93	Minnesota
3/12/93	W	117-93	Los Angeles
3/14/93	W	124-107	Minnesota
12/10/93	L	108-109	Minnesota
12/17/93	L	90-105	Los Angeles
1/29/94	W	103-93	Los Angeles
4/6/94	L	100-110	Minnesota
12/3/94	L	95-103	Los Angeles
12/26/94	L	81-82	Minnesota
3/6/95	W	101-88	Los Angeles
3/19/95	L	93-96	Minnesota
12/8/95	L	94-112	Minnesota
1/11/96	W	109-89	Los Angeles
3/20/96	W	110-96	Los Angeles
3/31/96	W	110-107	Minnesota
11/10/96	W	81-70	Los Angeles
11/23/96	L	96-98	Minnesota
1/11/97	L	93-95	Minnesota
4/10/97	L	96-108	Los Angeles
12/20/97	L	91-92	Minnesota
1/19/98	L	109-117	Minnesota
3/27/98	L	98-100	Los Angeles
4/13/98	L	88-107	Los Angeles
2/14/99	L	73-95	Los Angeles
3/21/99	W	100-85	Minnesota
4/8/99	W	99-91	Los Angeles
5/1/99	L	93-103	Minnesota
11/17/99	W	89-85	Minnesota
1/21/00	L	89-95	Los Angeles
2/24/00	L	91-116	Minnesota
4/6/00	L	90-112	Los Angeles
12/9/00	L	73-85	Minnesota
12/20/00	W	103-96	Los Angeles
1/12/01	L	89-95	Minnesota
4/13/01	W	111-105	Los Angeles
11/28/01	W	94-75	Los Angeles
1/15/02	L	83-97	Minnesota
3/11/02	W	108-99	Minnesota
4/13/02	L	98-101	Los Angeles
12/7/02	W	104-88	Los Angeles
1/15/03	L	64-95	Los Angeles
1/24/03	L	85-88	Minnesota
4/11/03	L	90-106	Minnesota
11/22/03	L	91-103	Minnesota
12/7/03	L	94-96	Los Angeles
2/10/04	L	84-96	Minnesota
3/27/04	L	82-98	Los Angeles
12/4/04	L	*100-107	Los Angeles
12/17/04	L	86-113	Minnesota
2/24/05	W	92-86	Los Angeles
3/27/05	L	85-89	Minnesota
11/5/05	W	100-99	Los Angeles
11/7/05	L	78-93	Minnesota
11/29/05	W	93-84	Minnesota
3/13/06	W	95-87	Los Angeles
11/25/06	L	96-104	Minnesota
1/10/07	W	92-91	Minnesota
1/27/07	L	87-101	Los Angeles
12/31/07	W	91-82	Los Angeles
2/1/08	L	83-104	Minnesota
3/8/08	L	96-99	Los Angeles
3/17/08	L	90-99	Minnesota
12/6/08	W	107-84	Minnesota
1/19/09	L	86-94	Los Angeles
4/7/09	L	77-87	Los Angeles
11/2/09	W	93-90	Los Angeles
11/23/09	W	91-87	Los Angeles
12/16/09	W	120-95	Minnesota
1/29/10	L	97-111	Minnesota
11/17/10	L	111-113	Minnesota
12/20/10	W	113-90	Los Angeles
1/19/11	W	126-111	Los Angeles
2/16/11	W	98-90	Minnesota
1/20/12	L	98-101	Los Angeles
2/28/12	L	97-109	Los Angeles
3/5/12	L	94-95	Minnesota
4/12/12	W	95-82	Minnesota

** Indicates overtime (1-1)*

2011-12 CLIPPERS VS. TIMBERWOLVES

2011-2012 SEASON SERIES (1-3)

PLAYER	G-GS	MIN	FG-FGA	PCT	3FG-FGA	PCT	FT-FTA	PCT	- REBOUNDS - OFF	DEF	TOT	AST	PF-DQ	STL	TO	BLK	PTS	AVG	HI
Griffin	4-4	150	36-70	.514	0-1	.000	24-43	.558	17	25	42	14	13-0	3	10	2	96	24.0	30
Billups	1-1	28	6-13	.462	3-6	.500	5-6	.833	0	5	5	1	4-0	0	4	0	20	20.0	20
Paul	3-3	101	19-39	.487	2-8	.250	13-16	.813	1	11	12	19	6-0	4	4	1	53	17.7	27
Williams	4-0	112	27-52	.519	7-19	.368	5-5	1.000	1	5	6	19	11-0	3	7	0	66	16.5	25
Young (TOT)	2-1	59	9-27	.333	3-8	.375	3-4	.750	0	3	3	3	3-0	1	1	0	24	12.0	14
Young (LAC)	1-0	26	3-11	.273	1-5	.200	3-4	.750	0	2	2	0	2-0	1	0	0	10	10.0	10
Gomes	1-1	36	4-12	.333	2-5	.400	1-2	.500	0	6	6	0	2-0	1	0	0	11	11.0	11
Foye	4-4	110	16-43	.372	8-21	.381	1-2	.500	1	5	6	9	8-0	3	5	0	41	10.3	13
Butler	3-3	69	7-29	.241	5-9	.556	0-0	—	2	8	10	2	6-0	0	1	0	19	6.3	17
Jordan	4-4	112	12-18	.667	0-0	—	0-0	—	14	35	49	1	13-0	4	5	12	24	6.0	14
Martin	3-0	67	7-12	.583	0-0	—	0-0	—	3	12	15	0	7-0	4	0	1	14	4.7	8
Fortson	1-0	8	0-1	.000	0-1	.000	4-4	1.000	2	1	3	1	1-0	0	0	0	4	4.0	4
Bledsoe	3-0	34	4-14	.286	0-4	.000	3-6	.500	2	4	6	1	2-0	3	3	0	11	3.7	7
Jones	1-0	11	1-2	.500	0-0	—	1-1	1.000	0	0	0	1	3-0	1	0	2	3	3.0	3
Simmons	3-0	49	2-9	.222	2-7	.286	1-1	1.000	3	6	9	1	8-0	1	2	0	7	2.3	7
Cook	1-0	1	1-1	1.000	0-0	—	0-0	—	0	0	0	0	0-0	0	0	0	2	2.0	2
Evans	4-0	42	1-4	.250	0-0	—	1-2	.500	3	4	7	0	6-0	1	2	0	3	0.8	2
Thompkins	2-0	4	0-1	.000	0-0	—	0-0	—	0	2	2	0	1-0	0	0	0	0	0.0	0
CLIPPERS	**4**	**960**	**146-331**	**.441**	**30-86**	**.349**	**62-92**	**.674**	**49**	**131**	**180**	**69**	**93-0**	**29**	**45**	**18**	**384**	**96.0**	**98**
TIMBERWOLVES	**4**	**960**	**139-316**	**.440**	**32-86**	**.372**	**77-109**	**.706**	**45**	**121**	**166**	**87**	**73-1**	**18**	**50**	**13**	**387**	**96.8**	**109**

NEW ORLEANS HORNETS

MONTY WILLIAMS

Record:
67-81 (.453)
w/ Hornets:
67-81 (.453)

1250 Poydras, 19th Floor
New Orleans, LA 70113
Phone: (504) 593-4700
www.hornets.com

Owner/Chairman of the Board	Tom Benson
Owner/Vice Chairman of the Board	Rita Benson Leblanc
President	Dennis Lauscha
Executive Vice President	Mickey Loomis
General Manager	Dell Demps
Head Coach	Monty Williams
Assistant Coaches	Randy Ayers, Dave Hanners, Bryan Gates, Fred Vinson
Head Athletic Trainer	Jon Ishop
VP of Communications	**Harold Kaufman**
Director of Basketball Communications	**Dennis Rogers**
Team Colors	Creole Blue, Purple and Mardi Gras Gold
Home Court	New Orleans Arena (17,188)
Radio	WWL – (105.3 FM) - Sean Kelley, John DeShazier
Television	Fox Sports New Orleans -Joel Meyers, David Wesley, Jen Hale

SERIES HISTORY

All-Time: 21-39 (Home: 15-15, Road 6-24)

2011-12: 2-1

Current Overall Streak: Won 2

Home Streak: Won 3
Last Win: April 22, 2012 (107-98)
Last Loss: March 15, 2010 (100-108)

Away Streak: Lost 9
Last Win: January 8, 2007 (100-90)
Last Loss: March 22, 2012 (90-97)

Largest Margin of Victory:
Home: 29 (109-80), December 15, 2003
Road: 10 (2)(100-90), January 8, 2007

Largest Margin of Defeat:
Home: 32 (83-115), December 5, 1994
Road: 34 (96-130), November 15, 1997

HORNETS 2011-12 REVIEW

Record:
21-45 (.381), 5th Place, Southwest Division

Team Leaders:
Points: Belinelli (780)
Rebounds: Kaman (364)
Assists: Vasque (359)

vs. Clippers:

3/22/12	LAC	90	at	**NO**	**97**
3/26/12	NO	85	at	**LAC**	**97**
4/22/12	NO	98	at	**LAC**	**107**

2012 Playoffs: None

2012 Draft Choice:
Anthony Davis (1), Austin Rivers (10), Darius Miller (46)

ABOUT THE HORNETS

All-time record:
934-986 (.486)

Franchise Locations:
Charlotte Hornets (1988 to 2002)
New Orleans Hornets (2002 to present)

2011-12 HORNETS VS. CLIPPERS

2011-2012 SEASON SERIES (1-2)

									- REBOUNDS -										
PLAYER	G-GS	MIN	FG-FGA	PCT	3FG-FGA	PCT	FT-FTA	PCT	OFF	DEF	TOT	AST	PF-DQ	STL	TO	BLK	PTS	AVG	HI
Kaman	1-1	40	9-13	.692	0-0	—	2-3	.667	1	9	10	1	2-0	1	7	4	20	20.0	20
Gordon	1-1	38	4-13	.308	1-5	.200	8-12	.667	0	2	2	5	5-0	0	6	0	17	17.0	17
Smith	2-2	59	13-19	.684	0-0	—	4-7	.571	4	12	16	3	8-0	2	2	5	30	15.0	17
Jack	2-2	74	9-24	.375	0-4	.000	8-8	1.000	1	8	9	16	6-0	2	9	0	26	13.0	17
Aminu	3-1	63	14-21	.667	2-3	.667	5-8	.625	4	8	12	3	3-0	2	2	2	35	11.7	15
Landry	2-0	45	7-14	.500	0-0	—	8-10	.800	4	7	11	2	4-0	0	5	1	22	11.0	14
Henry (TOT)	3-0	64	7-13	.538	1-2	.500	13-16	.813	1	8	9	2	5-0	2	2	0	28	9.3	12
Henry (NO)	3-0	64	7-13	.538	1-2	.500	13-16	.813	1	8	9	2	5-0	2	2	0	28	9.3	12
Belinelli	3-2	67	9-23	.391	2-9	.222	5-6	.833	0	5	5	4	6-0	1	3	0	25	8.3	15
Vasquez	3-1	67	10-15	.667	0-3	.000	3-6	.500	0	4	4	16	9-1	1	11	0	23	7.7	12
Dyson	1-0	18	2-2	1.000	1-1	1.000	2-2	1.000	0	2	2	3	1-0	0	3	0	7	7.0	7
Ch. Johnson (TOT	2-0	26	4-6	.667	0-0	—	5-7	.714	2	4	6	0	5-0	1	3	0	13	6.5	11
Ch. Johnson (NO)	2-0	26	4-6	.667	0-0	—	5-7	.714	2	4	6	0	5-0	1	3	0	13	6.5	11
Thomas	3-2	55	6-9	.667	0-0	—	3-4	.750	4	7	11	3	9-0	0	2	1	15	5.0	10
Ayon	3-1	59	4-11	.364	0-0	—	4-4	1.000	2	10	12	4	11-0	4	5	3	12	4.0	8
Ariza	2-2	43	1-8	.125	0-1	.000	3-6	.500	0	4	4	3	3-0	0	6	2	5	2.5	3
Watkins	1-0	3	1-1	1.000	0-0	—	0-0	—	0	0	0	1	1-0	0	0	0	2	2.0	2
HORNETS	**3**	**720**	**100-192**	**.521**	**7-28**	**.250**	**73-99**	**.737**	**23**	**90**	**113**	**66**	**78-1**	**16**	**68**	**18**	**280**	**93.3**	**98**
CLIPPERS	**3**	**720**	**105-241**	**.436**	**20-81**	**.247**	**64-88**	**.727**	**39**	**65**	**104**	**67**	**83-0**	**38**	**37**	**9**	**294**	**98.0**	**107**

NEW ORLEANS HORNETS

DATE	W-L	LAC-CHA-NO/OKC	SITE
11/8/88	L	105-117	Charlotte
3/17/89	L	105-108	Los Angeles
1/9/90	W	108-98	Charlotte
1/16/90	W	106-98	Los Angeles
3/1/90	L	* 109-118	Charlotte
3/18/90	L	97-108	Los Angeles
1/5/91	L	103-111	Charlotte
3/22/91	W	106-100	Los Angeles
11/30/91	W	130-112	Los Angeles
1/2/92	W	* 109-102	Charlotte
12/5/92	W	119-109	Los Angeles
1/8/93	L	101-115	Charlotte
3/2/94	W	118-109	Los Angeles
3/26/94	L	109-121	Charlotte
11/17/94	L	83-99	Charlotte
12/5/94	L	83-115	Los Angeles
12/16/95	L	99-109	Los Angeles
12/27/95	W	116-107	Charlotte
12/3/96	W	96-89	Los Angeles
2/21/97	L	96-114	Charlotte
11/15/97	L	96-130	Charlotte
2/21/98	L	98-111	Los Angeles
2/18/00	L	87-115	Charlotte
3/10/00	L	101-118	Los Angeles
12/8/00	L	87-92	Charlotte
1/5/01	L	73-86	Los Angeles
12/9/01	W	89-78	Los Angeles
1/11/02	L	* 91-92	Charlotte
12/9/02	W	94-90	New Orleans
3/3/03	L	108-111	Los Angeles
12/15/03	W	109-80	Los Angeles
2/25/04	L	93-99	New Orleans
12/21/04	W	** 100-91	Los Angeles
1/22/05	L	85-88	New Orleans
4/16/05	W	94-89	Los Angeles
4/20/05	W	86-75	New Orleans
12/14/05	L	89-102	Oklahoma City
3/1/06	W	89-67	Los Angeles
3/21/06	L	108-120	New Orleans
11/12/06	W	92-76	Los Angeles
1/8/07	W	100-90	Oklahoma City
4/10/07	L	* 100-103	Oklahoma City
4/18/07	L	83-86	Los Angeles
11/24/07	L	89-98	Los Angeles
1/2/08	L	81-95	Los Angeles
1/25/08	L	92-111	New Orleans
4/15/08	L	92-114	New Orleans
11/24/08	L	87-99	Los Angeles
1/9/09	L	80-107	New Orleans
4/1/09	L	98-104	Los Angeles

DATE	W-L	LAC-NO	SITE
11/9/09	L	84-112	Los Angeles
11/17/09	L	102-110	New Orleans
1/13/10	L	94-108	New Orleans
3/15/10	L	100-108	Los Angeles
11/9/10	L	82-101	New Orleans
11/22/10	W	99-95	Los Angeles
2/23/11	L	87-98	New Orleans

DATE	W-L	LAC-NO	SITE
3/22/12	L	90-97	New Orleans
3/26/12	W	97-85	Los Angeles
4/22/12	W	107-98	Los Angeles

** Indicates overtime (2-2)*
*** Indicates double overtime (1-0)*

2011-12 CLIPPERS VS. HORNETS

2011-2012 SEASON SERIES (2-1)

PLAYER	G-GS	MIN	FG-FGA	PCT	3FG-FGA	PCT	FT-FTA	PCT	- REBOUNDS - OFF	DEF	TOT	AST	PF-DQ	STL	TO	BLK	PTS	AVG	HI
Paul	3-3	109	22-49	.449	3-15	.200	27-29	.931	0	7	7	32	10-0	14	4	0	74	24.7	33
Griffin	3-3	107	22-39	.564	0-0	—	18-31	.581	14	19	33	9	11-0	5	3	0	62	20.7	21
Young (TOT)	2-1	54	8-18	.444	5-13	.385	3-3	1.000	1	2	3	0	8-0	1	7	0	24	12.0	17
Young (LAC)	2-1	54	8-18	.444	5-13	.385	3-3	1.000	1	2	3	0	8-0	1	7	0	24	12.0	17
Foye	3-2	83	11-38	.289	8-25	.320	2-2	1.000	2	1	3	7	6-0	2	2	1	32	10.7	24
Williams	2-0	46	6-20	.300	1-8	.125	3-3	1.000	0	1	1	4	6-0	1	3	0	16	8.0	9
Jordan	3-3	73	11-15	.733	0-0	—	1-1	1.000	6	10	16	1	13-0	1	3	4	23	7.7	14
Martin	3-0	64	7-12	.583	0-1	.000	2-6	.333	3	11	14	1	9-0	3	3	2	16	5.3	6
Butler	3-3	61	7-25	.280	1-9	.111	0-0	—	5	8	13	4	5-0	2	1	1	15	5.0	9
Simmons	2-0	43	3-12	.250	2-8	.250	1-2	.500	1	1	2	3	4-0	3	1	0	9	4.5	6
Evans	3-0	39	4-6	.667	0-0	—	4-7	.571	7	5	12	1	7-0	3	1	0	12	4.0	7
Bledsoe	3-0	36	3-5	.600	0-2	.000	3-4	.750	0	0	0	5	3-0	3	6	1	9	3.0	5
Thompkins	1-0	5	1-2	.500	0-0	—	0-0	—	0	0	0	0	1-0	0	1	0	2	2.0	2
CLIPPERS	**3**	**720**	**105-241**	**.436**	**20-81**	**.247**	**64-88**	**.727**	**39**	**65**	**104**	**67**	**83-0**	**38**	**37**	**9**	**294**	**98.0**	**107**
HORNETS	**3**	**720**	**100-192**	**.521**	**7-28**	**.250**	**73-99**	**.737**	**23**	**90**	**113**	**66**	**78-1**	**16**	**68**	**18**	**280**	**93.3**	**98**

NEW YORK KNICKS

MIKE WOODSON

Record:
224-292 (.434)
w/ Knicks:
18-6 (.750)

Two Pennsylvania Plaza
New York, NY 10121
Phone: (212) 465-6471
www.nyknicks.com

Executive Chairman, Madison Square Garden & NBA Governor	James L. Dolan
President & Chief Executive Officer, Madison Square Garden & NBA Alternate Governor	Hank J. Ratner
President, MSG Sports	Scott O'Neil
Senior Vice President, Basketball Operations	Glen Grunwald
Head Coach	Mike Woodson
Assistant Coaches	Jim Todd, Darrell Walker, Herb Williams
Vice President, Public Relations	**Jonathan Supranowitz**
Managers, Public Relations	**Greg Schwartz, Ashley Blackwood**
Coordinator, Public Relations	**Derek Lapiniski**
Team Colors	Orange, White and Blue
Home Court	Madison Square Garden (19,763), 1968
Radio	ESPN Radio (1050 AM) - Spero Dedes, John Andariese
Television	MSG Network - Mike Breen, Walt Frazier

SERIES HISTORY

All-Time: 47-69 (Home: 28-27, Road 19-42)
2011-12: 0-1
Current Overall Streak: Lost 1
Home Streak: Lost 2
Last Win: February 11, 2009 (128-124) OT
Last Loss: November 20, 2010 (115-124)
Road Streak: Lost 1
Last Win: February 9, 2011 (116-108)
Last Loss: April 25, 2012 (93-99)
Largest Margin of Victory:
Home: 23 (135-112), December 3, 1976
Road: 17 (105-88), March 5, 1996
Largest Margin of Defeat:
Home: 23 (106-129), January 5, 1973
Road: 40 (90-130), December 4, 1971

KNICKS 2011-12 REVIEW

Record:
36-30 (.545), 2nd place, Atlantic Division
Team Leaders:
Points: Anthony (1,245)
Rebounds: Chandler (612)
Assists: Lin (216)
vs. Clippers:
4/25/12 LAC 93 at **NY 99**
2012 Playoffs:
1st Round vs. Miami (1-4)
2012 Draft Choice:
Kostas Papanikolaou (48)

ABOUT THE KNICKS

All-time record:
2,561-2,586 (.498)
Franchise Locations:
New York Knicks (1946 to present)

2011-12 KNICKS VS. CLIPPERS

2011-2012 SEASON SERIES (1-0)

									- REBOUNDS -											
PLAYER	G-GS	MIN	FG-FGA	PCT	3FG-FGA	PCT	FT-FTA	PCT	OFF	DEF	TOT	AST	PF-DQ	STL	TO	BLK	PTS	AVG	HI
Smith	1-0	30	7-13	.538	3-7	.429	4-4	1.000	1	1	2	5	3-0	4	2	0	21	21.0	21
Anthony	1-1	28	7-16	.438	0-2	.000	3-4	.750	0	6	6	3	1-0	1	1	0	17	17.0	17
Novak	1-0	27	4-8	.500	4-7	.571	2-2	1.000	0	3	3	0	3-0	1	0	0	14	14.0	14
Davis	1-1	19	5-10	.500	2-5	.400	0-0	—	0	0	0	1	0-0	1	1	0	12	12.0	12
Chandler	1-1	32	2-4	.500	0-0	—	7-10	.700	2	3	5	0	2-0	1	2	1	11	11.0	11
Stoudemire	1-1	29	4-9	.444	0-0	—	2-3	.667	2	5	7	1	4-0	0	2	1	10	10.0	10
Fields	1-0	22	4-8	.500	0-0	—	0-1	.000	1	2	3	1	1-0	0	0	0	8	8.0	8
Shumpert	1-1	24	3-5	.600	0-1	.000	0-0	—	2	5	7	2	1-0	1	0	0	6	6.0	6
Bibby	1-0	21	0-4	.000	0-2	.000	0-0	—	0	1	1	5	1-0	0	0	0	0	0.0	0
Gadzuric	1-0	8	0-0	—	0-0	—	0-0	—	0	2	2	0	2-0	0	0	0	0	0.0	0
KNICKERBOCKERS	**1**	**240**	**36-77**	**.468**	**9-24**	**.375**	**18-24**	**.750**	**8**	**28**	**36**	**18**	**18-0**	**9**	**8**	**2**	**99**	**99.0**	**99**
CLIPPERS	**1**	**240**	**34-70**	**.486**	**11-25**	**.440**	**14-25**	**.560**	**9**	**31**	**40**	**19**	**20-0**	**6**	**14**	**3**	**93**	**93.0**	**93**

NEW YORK KNICKS

DATE	W-L	LAC-NY	SITE
12/4/70	W	97-91	Buffalo
12/5/70	L	93-117	New York
12/25/70	L	102-115	New York
2/10/71	W	106-99	Buffalo
12/4/71	L	90-130	New York
12/17/71	L	95-115	Buffalo
2/4/72	L	84-103	Buffalo
2/19/72	L	95-100	New York
3/3/72	W	105-97	Buffalo
3/22/72	L	99-123	New York
12/2/72	L	94-119	New York
12/8/72	W	91-89	Buffalo
12/28/72	L	86-107	New York
1/5/73	L	106-129	Buffalo
1/25/73	L	92-99	New York
2/16/73	L	98-102	Buffalo
2/24/73	L	97-125	New York
10/16/73	L	91-117	New York
11/15/73	L	86-97	New York
12/7/73	L	108-113	Buffalo
12/21/73	W	117-115	Buffalo
1/5/74	W	111-110	New York
2/9/74	W	*103-100	New York
2/12/74	L	93-100	Buffalo
2/21/74	W	119-97	Buffalo(T)
10/24/74	W	111-91	Buffalo(T)
11/30/74	L	111-118	New York
12/13/74	W	108-104	Buffalo
12/14/74	W	118-102	New York
1/24/75	W	105-99	Buffalo
2/22/75	W	92-85	New York
2/28/75	L	106-114	Buffalo
4/6/75	L	93-105	New York
12/6/75	L	98-108	New York
12/12/75	W	123-110	Buffalo
1/2/76	W	106-105	Buffalo
1/3/76	L	106-107	New York
2/24/76	W	109-103	New York
4/6/76	L	102-106	Buffalo
4/8/76	W	105-98	New York
10/26/76	L	104-118	New York
12/3/76	W	135-112	Buffalo
4/3/77	L	111-130	New York
4/8/77	L	102-104	Buffalo
11/9/77	W	124-113	Buffalo
11/22/77	W	102-101	New York
2/18/78	W	122-112	New York
4/8/78	L	107-118	Buffalo
11/2/78	L	122-127	San Diego
12/12/78	W	105-103	New York
3/3/79	L	108-111	New York
4/1/79	W	126-116	San Diego
12/20/79	W	128-118	San Diego
1/3/80	L	101-138	New York
1/22/81	L	93-100	San Diego
2/3/81	L	98-101	New York
2/5/82	L	85-90	San Diego
3/2/82	L	101-108	New York
1/29/83	W	106-97	New York
3/30/83	W	103-97	San Diego
11/11/83	L	95-116	New York
12/9/83	L	92-111	San Diego
11/1/84	W	107-105	Los Angeles
1/28/85	L	91-117	New York
11/2/85	W	103-95	Los Angeles
2/23/86	W	110-99	New York
12/4/86	L	91-95	Los Angeles
3/7/87	L	93-115	New York
1/1/88	L	96-115	New York
2/25/88	L	96-106	Los Angeles
11/30/88	L	*128-135	Los Angeles
1/8/89	L	100-134	New York
11/11/89	L	111-112	Los Angeles
1/7/90	L	*109-110	New York
1/6/91	L	90-99	New York
1/29/91	L	*107-108	Los Angeles
1/25/92	L	93-100	Los Angeles
3/5/92	L	91-101	New York
11/19/92	W	101-91	Los Angeles
1/2/93	W	*98-97	New York
1/11/94	L	77-98	New York
1/27/94	L	101-103	Los Angeles#
1/26/95	L	74-87	New York
3/25/95	L	86-94	Los Angeles
1/17/96	L	81-92	Los Angeles
3/5/96	W	105-88	New York
11/8/96	L	*81-88	Los Angeles
12/7/96	L	80-89	New York
3/25/98	L	76-77	Los Angeles
4/2/98	L	70-81	New York
3/16/99	L	89-113	New York
11/23/99	W	100-95	Los Angeles
2/21/00	L	76-87	New York
11/15/00	W	78-74	Los Angeles
12/4/00	L	78-106	New York
11/18/01	W	99-86	Los Angeles
2/5/02	W	112-110	New York
2/4/03	L	92-105	New York
4/5/03	W	109-98	Los Angeles
2/8/04	L	104-110	New York
2/27/04	W	96-94	Los Angeles
11/12/04	L	96-110	New York
1/31/05	W	96-89	Los Angeles
12/7/05	W	84-79	Los Angeles
2/7/06	W	85-82	New York
12/31/06	W	90-80	Los Angeles
2/6/07	L	90-102	New York
11/14/07	W	84-81	Los Angeles
2/4/08	W	103-94	New York
2/11/09	W	128-124*	Los Angeles
3/25/09	W	140-135*	New York
12/18/09	L	91-95	New York
4/4/10	L	107-113	Los Angeles
11/20/10	L	115-124	Los Angeles
2/9/11	W	116-108	New York
4/25/12	L	93-99	New York

** Indicates overtime (4-4)*
(T) Indicates game played in Toronto
 # Indicates game played at Arrowhead Pond of Anaheim due to the Northridge Earthquake (1/17/94)

THE OPPONENTS

2011-12 CLIPPERS VS. KNICKS

2011-2012 SEASON SERIES (0-1)

PLAYER	G-GS	MIN	FG-FGA	PCT	3FG-FGA	PCT	FT-FTA	PCT	- REBOUNDS - OFF	DEF	TOT	AST	PF-DQ	STL	TO	BLK	PTS	AVG	HI
Griffin	1-1	41	11-14	.786	0-1	.000	7-14	.500	3	7	10	6	4-0	2	1	0	29	29.0	29
Foye	1-1	43	9-23	.391	4-12	.333	6-7	.857	1	4	5	4	2-0	3	1	0	28	28.0	28
Young (TOT)	3-2	89	14-35	.400	5-13	.385	3-4	.750	0	7	7	3	7-0	1	5	0	36	12.0	24
Young (LAC)	1-0	15	2-4	.500	1-1	1.000	0-0	—	0	0	0	0	2-0	0	1	0	5	5.0	5
Butler	1-1	33	3-8	.375	3-6	.500	0-0	—	1	2	3	1	3-0	1	4	1	9	9.0	9
Williams	1-0	26	3-9	.333	3-4	.750	0-0	—	1	2	3	3	0-0	0	3	0	9	9.0	9
Jordan	1-1	29	2-4	.500	0-0	—	1-2	.500	2	8	10	0	1-0	0	0	0	5	5.0	5
Martin	1-0	22	2-2	1.000	0-0	—	0-2	.000	1	4	5	0	3-0	0	1	1	4	4.0	4
Bledsoe	1-1	27	1-5	.200	0-1	.000	0-0	—	0	3	3	5	4-0	0	2	1	2	2.0	2
Evans	1-0	4	1-1	1.000	0-0	—	0-0	—	0	1	1	0	1-0	0	0	0	2	2.0	2
CLIPPERS	**1**	**240**	**34-70**	**.486**	**11-25**	**.440**	**14-25**	**.560**	**9**	**31**	**40**	**19**	**20-0**	**6**	**14**	**3**	**93**	**93.0**	**93**
KNICKERBOCKERS	**1**	**240**	**36-77**	**.468**	**9-24**	**.375**	**18-24**	**.750**	**8**	**28**	**36**	**18**	**18-0**	**9**	**8**	**2**	**99**	**99.0**	**99**

OKLAHOMA CITY THUNDER

SCOTT BROOKS

Record:
174-125 (.582)
w/ Thunder:
174-125 (.582)

Leadership Square
211 N. Robinson Square, Ste. 300
Oklahoma City, OK 73102
Phone: (405) 208-4800
www.thunder.com

Chairman	Clayton I. Bennett
Executive Vice President & General Manager	Sam Prestii
Assistant General Manager/Vice President	Troy Weaver
Head Coach	Scott Brooks
Assistant Coaches	Mark Bryant, Maurice Cheeks, Rex Kalamian, Brian Keefe
Assistant Coaches/Player Development	Maz Trakh
Head Athletic Trainer	Joe Sharpe
Director of Athletic Performance	Dwight daub
Director of Team Operations	Marc St. Yves
Director, Basketball Communications	**Matt Tumbleson**
Manager, Basketball Communications	**Michael Ravina**
Manager, Basketball Communications	**John Read**
Home Court	Chesapeake Energy Arena (18,203), 2008
Team Colors	Blue, Red, Yellow and Dark Blue
Radio	WWLS (640 AM, 98.1 FM) - Matt Pinto
Spanish Radio	WKY (930 AM) - Eleno Ornales
Television	Fox Sports Oklahoma - Brian Davis, Grant Long

SERIES HISTORY

All-Time: 68-121 (Home: 47-47, Road 21-74)

2011-12: 3-1

Current Overall Streak: Won 2

Home Streak: Won 4
Last Win: April 16, 2012 (92-77)
Last Loss: March 5, 2010 (87-104)

Road Streak: Won 1
Last Win: April 11, 2012 (100-98)
Last Loss: March 21, 2012 (91-114)

Largest Margin of Victory:
Home: 30 (114-84), November 3, 2004
Road: 21 (125-104), January 11, 1976

Largest Margin of Defeat:
Home: 41 (85-126), April 15, 2009
Road: 50 (104-154), December 2, 1988

THUNDER 2011-12 REVIEW

Record:
47-19 (.712), 1st Place, Northwest Division

Team Leaders:
Points: Durant (1,850)
Rebounds: Durant (527)
Assists: Westbrook (362)

vs. Clippers:

1/30/12	OKC	100	at	**LAC**	**112**
3/21/12	LAC	91	at	**OKC**	**114**
4/11/12	**LAC**	**100**	at	OKC	98
4/16/12	OKC	77	at	**LAC**	**92**

2012 Playoffs:
1st Round vs. Dallas (4-0);
2nd Round vs. Lakers (4-1);
Conf. Finals vs. San Antonio (4-2);
Finals vs. Miami (1-4)

2012 Draft Choice: Perry Jones (28)

ABOUT THE THUNDER

All-time record:
1,920 -1,722 (.527)

Franchise Locations:
Oklahoma City Thunder (2008 to present)
Seattle SuperSonics (1967 to 2007-2008)

2011-12 THUNDER VS. CLIPPERS

2011-2012 SEASON SERIES (1-3)

									- REBOUNDS -										
PLAYER	G-GS	MIN	FG-FGA	PCT	3FG-FGA	PCT	FT-FTA	PCT	OFF	DEF	TOT	AST	PF-DQ	STL	TO	BLK	PTS	AVG	HI
Durant	4-4	161	38-80	.475	8-24	.333	30-35	.857	5	31	36	11	13-0	6	15	6	114	28.5	36
Westbrook	4-4	142	28-76	.368	3-17	.176	20-23	.870	5	9	14	18	7-0	6	19	1	79	19.8	31
Harden	4-1	132	13-36	.361	9-23	.391	11-15	.733	1	17	18	15	10-0	3	8	1	46	11.5	17
Ibaka	4-4	113	19-30	.633	0-0	—	3-9	.333	16	12	28	2	9-0	3	8	9	41	10.3	15
Fisher (TOT)	5-2	102	11-30	.367	9-15	.600	7-8	.875	0	6	6	8	9-0	2	5	1	38	7.6	11
Fisher (OKC)	3-0	50	6-16	.375	4-7	.571	4-4	1.000	0	3	3	3	3-0	2	1	1	20	6.7	8
Cook	3-0	40	5-12	.417	5-11	.455	0-0	—	0	4	4	0	4-0	1	1	0	15	5.0	12
Perkins	4-4	108	8-15	.533	0-0	—	3-5	.600	6	23	29	6	9-0	1	4	5	19	4.8	8
Sefolosha	3-3	58	4-9	.444	3-6	.500	2-2	1.000	1	5	6	4	6-0	3	3	2	13	4.3	6
Collison	4-0	83	5-11	.455	0-0	—	3-4	.750	10	5	15	4	9-0	0	0	3	13	3.3	5
Mohammed	4-0	33	5-7	.714	0-0	—	2-4	.500	5	4	9	0	3-0	1	3	2	12	3.0	7
Hayward	3-0	12	2-3	.667	2-2	1.000	0-0	—	0	0	0	2	1-0	0	1	0	6	2.0	6
Jackson	2-0	14	2-4	.500	0-1	.000	0-0	—	1	3	4	3	1-0	1	2	0	4	2.0	4
Ivey	2-0	5	1-3	.333	1-1	1.000	0-0	—	0	0	0	0	1-0	0	0	0	3	1.5	3
Aldrich	3-0	7	2-2	1.000	0-0	—	0-0	—	0	0	0	0	0-0	0	0	1	4	1.3	2
THUNDER	**4**	**960**	**138-304**	**.454**	**35-92**	**.380**	**78-101**	**.772**	**50**	**116**	**166**	**68**	**76-0**	**27**	**67**	**31**	**389**	**97.3**	**114**
CLIPPERS	**4**	**960**	**148-321**	**.461**	**39-87**	**.448**	**60-79**	**.759**	**43**	**104**	**147**	**90**	**82-0**	**33**	**54**	**17**	**395**	**98.8**	**112**

OKLAHOMA CITY THUNDER

DATE	W-L	LAC-SEA	SITE
11/4/70	L	101-126	Buffalo
11/16/70	W	112-103	Seattle(P)
1/8/71	L	102-110	Buffalo
1/28/71	L	110-120	Seattle
10/12/71	L	90-123	Buffalo
10/28/71	L	96-106	Seattle
1/1/72	L	83-97	Seattle
1/28/72	L	93-104	Buffalo
11/19/72	L	84-107	Seattle
12/1/72	W	93-90	Buffalo
2/11/73	W	128-125	Seattle
3/2/73	L	120-139	Buffalo
10/30/73	W	105-103	Buffalo
11/7/73	L	113-130	Seattle
1/2/74	W	115-111	Seattle
3/8/74	L	*117-123	Buffalo
1/21/75	W	118-108	Buffalo
2/9/75	W	*99-93	Seattle
3/4/75	W	104-97	Buffalo
3/14/75	L	105-125	Seattle
1/11/76	W	125-104	Seattle
1/17/76	W	110-101	Buffalo
2/25/76	L	94-126	Buffalo
3/17/76	L	111-122	Seattle
11/19/76	L	101-130	Seattle
11/30/76	W	119-114	Buffalo
12/19/76	W	99-98	Seattle
2/19/77	W	103-100	Buffalo
10/26/77	L	92-97	Seattle
12/3/77	L	95-102	Buffalo
2/14/78	W	101-100	Buffalo
3/22/78	L	92-97	Seattle
10/29/78	W	103-100	San Diego
12/25/78	W	123-118	Seattle
3/27/79	L	109-115	Seattle
4/4/79	L	107-115	San Diego
10/14/79	W	98-93	San Diego
10/19/79	L	98-106	Seattle
10/27/79	W	110-105	San Diego
12/26/79	L	104-124	Seattle
1/6/80	W	105-103	San Diego
3/21/80	L	104-107	Seattle
11/7/80	L	94-113	Seattle
11/23/80	W	110-99	San Diego
11/28/80	W	93-92	Seattle
12/14/80	W	91-81	San Diego
3/8/81	W	103-92	Seattle
3/24/81	W	111-106	San Diego
11/28/81	W	122-120	San Diego
12/13/81	L	74-98	Seattle
12/17/81	L	92-106	San Diego
2/7/82	L	97-99	Seattle
3/7/82	L	106-144	Seattle
4/8/82	L	*115-117	San Diego
10/31/82	L	109-127	San Diego
12/1/82	L	110-131	Seattle
12/18/82	L	107-121	San Diego
2/22/83	L	101-117	Seattle
4/5/83	L	**109-115	San Diego
4/7/83	L	96-102	Seattle
11/4/83	W	121-97	San Diego
11/29/83	L	114-119	Seattle
1/10/84	L	106-111	Seattle
1/20/84	L	108-110	San Diego
2/26/84	W	101-93	Seattle
3/23/84	W	108-102	San Diego
11/28/84	W	106-90	Los Angeles
12/19/84	W	91-86	Los Angeles
12/23/84	L	97-107	Seattle
1/15/85	L	83-101	Seattle
2/20/85	L	105-118	Los Angeles
2/24/85	L	102-108	Seattle
11/13/85	L	89-93	Los Angeles
11/26/85	L	99-131	Seattle
12/13/85	L	95-114	Seattle
12/28/85	W	111-106	Seattle
1/15/86	W	110-103	Los Angeles
3/12/86	W	100-96	Los Angeles
11/25/86	L	103-113	Seattle
12/10/86	W	101-94	Los Angeles
12/26/86	L	107-113	Seattle
2/23/87	L	112-124	Seattle
3/13/87	W	108-104	Los Angeles
4/16/87	L	87-118	Los Angeles
12/10/87	W	113-96	Los Angeles
12/12/87	L	95-116	Seattle
1/16/88	L	*112-114	Los Angeles
3/26/88	L	98-131	Seattle
4/13/88	L	92-113	Seattle
4/24/88	L	100-109	Los Angeles
12/2/88	L	104-154	Seattle
12/27/88	W	104-100	Los Angeles
1/17/89	L	107-130	Seattle
3/23/89	L	112-115	Seattle
4/21/89	L	*136-139	Los Angeles
12/9/89	L	100-104	Seattle
1/18/90	W	105-95	Los Angeles
2/27/90	W	103-99	Los Angeles
4/1/90	W	104-103	Los Angeles
4/20/90	L	99-121	Seattle
11/18/90	W	78-65	Los Angeles
2/6/91	L	104-107	Seattle(T)
2/26/91	L	81-93	Seattle
4/5/91	W	109-90	Los Angeles
4/10/91	L	108-140	Seattle(T)
11/24/91	W	89-86	Los Angeles
12/17/91	L	99-116	Seattle
1/13/92	W	98-94	Los Angeles
1/16/92	L	98-101	Seattle
3/11/92	L	96-104	Los Angeles
12/19/92	L	101-121	Seattle
1/15/93	L	104-123	Seattle
1/24/93	W	116-95	Los Angeles
3/27/93	L	108-112	Seattle
4/22/93	L	98-100	Los Angeles
1/5/94	L	98-106	Los Angeles
1/25/94	W	111-103	Seattle
2/27/94	L	118-122	Los Angeles
4/12/94	L	101-116	Los Angeles
4/14/94	L	101-150	Seattle
11/13/94	L	90-115	Seattle
12/10/94	L	**127-132	Los Angeles
12/20/94	L	79-110	Seattle
1/13/95	L	101-108	Seattle
3/2/95	L	88-116	Los Angeles(A)
11/7/95	L	108-127	Seattle(T)
1/27/96	L	87-96	Los Angeles(A)
2/25/96	L	101-106	Los Angeles
3/18/96	L	101-104	Seattle(T)
11/14/96	L	78-94	Los Angeles
12/20/96	L	86-102	Seattle
1/23/97	W	102-100	Los Angeles(A)
4/19/97	L	100-125	Seattle
12/14/97	L	101-107	Seattle
12/16/97	L	94-109	Los Angeles
2/23/98	L	100-101	Los Angeles
3/18/98	L	80-99	Seattle
3/14/99	L	89-108	Seattle
3/26/99	L	98-104	Seattle
5/5/99	L	105-107	Los Angeles
11/2/99	L	92-104	Los Angeles
11/26/99	L	93-98	Seattle
12/4/99	L	89-102	Los Angeles
4/19/00	W	114-106	Seattle
11/18/00	L	83-86	Los Angeles
11/24/00	L	81-98	Seattle
1/24/01	L	*110-114	Los Angeles
3/30/01	L	84-94	Seattle
12/12/01	W	114-94	Los Angeles
12/27/01	L	90-101	Seattle
3/16/02	L	87-95	Los Angeles
4/8/02	L	100-102	Seattle
11/17/02	L	78-84	Los Angeles
1/10/03	W	90-88	Seattle
3/1/03	L	101-109	Los Angeles
4/4/03	L	93-101	Seattle
10/30/03	L	100-109	Seattle(J)
10/31/03	L	105-124	Los Angeles(J)
1/24/04	L	97-102	Seattle
4/14/04	L	87-118	Los Angeles
11/3/04	W	114-84	Los Angeles
1/11/05	L	99-104	Seattle
1/12/05	W	103-92	Los Angeles
11/2/05	W	101-93	Seattle
1/14/06	W	98-72	Los Angeles
4/14/06	W	101-97	Seattle
4/16/06	L	98-114	Los Angeles
11/22/06	L	85- 95	Los Angeles
1/28/07	W	98- 76	Seattle
2/28/07	W	96- 91	Los Angeles
3/1/07	L	75- 77	Seattle
1/4/07	W	115-101	Los Angeles
12/5/07	L	88-95	Seattle
4/2/08	W	102-84	Seattle
11/19/08	W	108-88	Oklahoma City
12/16/08	W	98-88	Oklahoma City
1/23/09	W	107-104	Los Angeles
4/15/09	L	85-126	Los Angeles
11/11/09	L	79-83	Los Angeles
11/15/09	W	101-93	Oklahoma City
3/5/10	L	87-104	Los Angeles
11/3/10	W	107-92	Los Angeles
2/22/11	L	88-101	Oklahoma City
4/2/11	W	98-92	Los Angeles
4/6/11	L	112-108	Oklahoma City
1/30/12	W	112-100	Los Angeles
3/21/12	L	91-114	Oklahoma City
4/11/12	W	100-98	Oklahoma City
4/16/12	W	92-77	Los Angeles

** Indicates overtime (1-5)*
*** Indicates double overtime (0-2)*
(P) Indicates game played in Portland
(T) Indicates game played in Tacoma
(A) Indicates game played at Arrowhead Pond of Anaheim
(J) Indicates game played in Japan

2011-12 CLIPPERS VS. THUNDER

2011-2012 SEASON SERIES (3-1)

PLAYER	G-GS	MIN	FG-FGA	PCT	3FG-FGA	PCT	FT-FTA	PCT	- REBOUNDS - OFF	DEF	TOT	AST	PF-DQ	STL	TO	BLK	PTS	AVG	HI
Paul	4-4	142	31-60	.517	7-19	.368	13-14	.929	4	6	10	38	5-0	11	8	0	82	20.5	31
Young (TOT)	4-2	110	19-45	.422	11-22	.500	16-20	.800	2	5	7	3	14-0	1	3	1	65	16.3	24
Young (LAC)	3-1	76	13-28	.464	6-12	.500	9-10	.900	1	2	3	1	10-0	1	3	0	41	13.7	19
Griffin	4-4	139	25-57	.439	0-0	—	12-19	.632	8	29	37	18	13-0	4	9	7	62	15.5	22
Butler	3-3	82	16-33	.485	5-12	.417	3-4	.750	1	5	6	1	7-0	2	4	1	40	13.3	22
Billups	1-1	36	4-9	.444	2-6	.333	3-3	1.000	0	2	2	5	0-0	1	0	0	13	13.0	13
Foye	4-3	108	17-37	.459	10-19	.526	2-2	1.000	1	8	9	6	5-0	4	8	0	46	11.5	23
Williams	3-0	80	12-30	.400	8-14	.571	2-2	1.000	1	3	4	11	8-0	3	1	0	34	11.3	12
Jordan	4-4	112	14-23	.609	0-0	—	8-13	.615	12	21	33	1	13-0	0	5	4	36	9.0	12
Martin	3-0	71	9-19	.474	0-1	.000	2-2	1.000	5	9	14	1	8-0	4	3	3	20	6.7	12
Leslie	1-0	4	0-1	.000	0-0	—	2-4	.500	1	0	1	0	1-0	1	0	0	2	2.0	2
Bledsoe	4-0	43	3-13	.231	0-3	.000	1-2	.500	4	5	9	7	5-0	0	4	2	7	1.8	4
Evans	4-0	48	2-6	.333	0-0	—	3-4	.750	5	12	17	1	5-0	2	2	0	7	1.8	4
Simmons	2-0	6	1-1	1.000	1-1	1.000	0-0	—	0	1	1	0	1-0	0	1	0	3	1.5	3
Thompkins	3-0	7	1-3	.333	0-0	—	0-0	—	0	1	1	0	0-0	0	0	0	2	0.7	2
Gomes	1-0	4	0-1	.000	0-0	—	0-0	—	0	0	0	0	1-0	0	0	0	0	0.0	0
Jones	1-0	1	0-0	—	0-0	—	0-0	—	0	0	0	0	0-0	0	0	0	0	0.0	0
CLIPPERS	**4**	**960**	**148-321**	**.461**	**39-87**	**.448**	**60-79**	**.759**	**43**	**104**	**147**	**90**	**82-0**	**33**	**54**	**17**	**395**	**98.8**	**112**
THUNDER	**4**	**960**	**138-304**	**.454**	**35-92**	**.380**	**78-101**	**.772**	**50**	**116**	**166**	**68**	**76-0**	**27**	**67**	**31**	**389**	**97.3**	**114**

ORLANDO MAGIC

JACQUE VAUGHN

Record:
0-0 (.000)
w/ Magic:
0-0 (.000)

Two Magic Place
8701 Maitland Summit Blvd.
Orlando, FL 32810
Phone: (407) 916-2400
www.magic.com

Senior Chairman	Rich DeVos
Chairman	Dan DeVos
Chief Executive Officer	Alex Martins
General Manager	Rob Hennigan
Head Coach	Jacque Vaughn
Assistant Coaches	James Borrego, Wes Unseld, Jr., Brett Gunning
Assistant Coaches/Player Development	Laron Profit, Luke Stuckey, Ahmad Ajami
Athletic Trainer	Keon Weise
Strength and Conditioning Coach	Joe Rogowski
Vice President of Communications	**Joel Glass**
Director of Communications	**George Galante**
Assistant Director of Communications	**Trish Wingerson**
Communications Manager	**Melanie Curtsinger**
Team Colors	Blue, Silver, Black
Home Court	Amway Center (18,846), 1989
Radio	WDBO (FM 96.5, AM 580)3 - Dennis Neumann, Richie Adubato
Spanish Radio	ElOrlandoMagic.com - Joey Colon
Television	FOX Sports Florida - David Steele, Matt Guokas

SERIES HISTORY

All-Time: 17-27 (Home: 11-11, Road 6-16)
2011-12: 1-0
Current Overall Streak: Won 1
Home Streak: Lost 4
Last Win: December 3, 2006 (116-91)
Last Loss: December 12, 2010 (85-94)
Road Streak: Won 1
Last Win: February 6, 2012 (107-102) OT
Last Loss: February 8, 2011 (85-101)
Largest Margin of Victory:
Home: 28 (119-91), November 25, 1990
Road: 19 (113-94), April 3, 1997
Largest Margin of Defeat:
Home: 21 (80-101), November 14, 2002
Road: 33 (96-129), February 16, 2000

MAGIC 2011-12 REVIEW

Record:
52-30 (.634), 2nd Place, Southeast Division
Team Leaders:
Points: Howard (1,784)
Rebounds: Howard (1,098)
Assists: Nelson (456)
vs. Clippers:
2/6/12 **LAC 107** at ORL 102 (OT)
2012 Playoffs:
1st Round vs. Atlanta (2-4)
2012 Draft Choice:
Andrew Nicholson (19), Kyle O'Quinn (49)

ABOUT THE MAGIC

All-time record:
922-850 (.520)
Franchise Locations:
Orlando Magic (1990 to present)

2011-12 MAGIC VS. CLIPPERS

2011-2012 SEASON SERIES (0-1)

PLAYER	G-GS	MIN	FG-FGA	PCT	3FG-FGA	PCT	FT-FTA	PCT	- REBOUNDS - OFF	DEF	TOT	AST	PF-DQ	STL	TO	BLK	PTS	AVG	HI
Howard	1-1	44	15-21	.714	0-0	—	3-8	.375	3	11	14	1	3-0	2	4	2	33	33.0	33
J. Richardson	1-1	37	8-15	.533	3-8	.375	1-1	1.000	0	1	1	3	3-0	1	2	0	20	20.0	20
Nelson	1-1	36	5-13	.385	1-4	.250	4-4	1.000	1	2	3	12	4-0	0	3	0	15	15.0	15
Anderson	1-1	30	3-10	.300	2-5	.400	2-2	1.000	5	4	9	1	5-0	0	0	0	10	10.0	10
Q. Richardson	1-0	18	3-5	.600	3-4	.750	0-0	—	1	1	2	1	4-0	0	0	0	9	9.0	9
Redick	1-0	26	3-7	.429	2-4	.500	0-0	—	0	0	0	3	1-0	0	1	0	8	8.0	8
Davis	1-0	26	3-8	.375	0-0	—	1-1	1.000	0	3	3	0	2-0	2	2	0	7	7.0	7
Smith (TOT)	1-0	5	3-4	.750	1-1	1.000	0-0	—	0	0	0	0	2-0	0	0	0	7	7.0	7
Clark	1-0	6	0-0	—	0-0	—	0-0	—	0	1	1	0	1-0	0	0	0	0	0.0	0
Duhon	1-0	17	0-1	.000	0-1	.000	0-0	—	0	2	2	2	3-0	0	0	0	0	0.0	0
Turkoglu	1-1	25	0-6	.000	0-4	.000	0-0	—	0	2	2	4	1-0	1	1	0	0	0.0	0
MAGIC	**1**	**265**	**40-86**	**.465**	**11-30**	**.367**	**11-16**	**.688**	**10**	**27**	**37**	**27**	**27-0**	**6**	**13**	**2**	**102**	**102.0**	**102**
CLIPPERS	**1**	**265**	**36-82**	**.439**	**13-31**	**.419**	**22-25**	**.880**	**10**	**36**	**46**	**21**	**20-2**	**11**	**12**	**1**	**107**	**107.0**	**107**

DATE	W-L	LAC-ORL	SITE
2/3/90	W	113-110	Orlando
3/10/90	W	112-101	Los Angeles
11/25/90	W	119-91	Los Angeles
1/3/91	L	108-110	Orlando
3/6/91	L	86-89	Orlando
4/9/91	L	100-110	Los Angeles
12/15/91	W	119-104	Los Angeles
3/1/92	W	101-96	Orlando
12/3/92	W	122-104	Los Angeles
3/7/93	L	95-112	Orlando
12/15/93	W	110-109	Los Angeles
1/19/94	L	96-108	Orlando
12/21/94	L	91-102	Los Angeles
12/30/94	L	*105-116	Orlando
12/5/95	L	105-114	Los Angeles
12/29/95	L	98-122	Orlando
3/6/97	L	93-94	Los Angeles(A)
4/3/97	W	113-94	Orlando
11/18/97	L	94-112	Orlando
12/6/97	L	79-83	Los Angeles
1/23/00	L	89-102	Los Angeles
2/16/00	L	96-129	Orlando
12/11/00	W	92-80	Los Angeles
2/14/01	L	101-114	Orlando
12/10/01	W	100-92	Los Angeles
2/21/02	L	102-119	Orlando
11/10/02	W	120-117	Orlando
11/14/02	L	80-101	Los Angeles
11/15/03	W	95-92	Los Angeles
1/31/04	W	115-106	Orlando
2/15/05	L	94-99	Orlando
3/16/05	W	110-102	Los Angeles
1/10/06	W	90-73	Los Angeles
2/1/06	W	106-94	Orlando
12/3/06	W	116-91	Los Angeles
1/2/07	L	86-91	Orlando
1/9/08	L	106-113	Los Angeles
3/12/08	L	88-110	Orlando
12/8/08	L	88-95	Los Angeles
2/4/09	L	96-125	Orlando
12/8/09	L	86-97	Los Angeles
3/9/10	L	87-113	Orlando
12/12/10	L	85-94	Los Angeles
2/8/11	L	85-101	Orlando
2/6/12	W	*107-102	Orlando

** Indicates overtime (1-1)*
(A) Indicates game played at Arrowhead Pond of Anaheim

2011-12 CLIPPERS VS. MAGIC

2011-2012 SEASON SERIES (1-0)

PLAYER	G-GS	MIN	FG-FGA	PCT	3FG-FGA	PCT	FT-FTA	PCT	- REBOUNDS - OFF	DEF	TOT	AST	PF-DQ	STL	TO	BLK	PTS	AVG	HI
Paul	1-1	44	9-16	.563	3-3	1.000	8-8	1.000	0	7	7	8	3-0	2	3	0	29	29.0	29
Billups	1-1	32	5-11	.455	5-10	.500	3-3	1.000	0	3	3	3	0-0	0	0	0	18	18.0	18
Griffin	1-1	45	6-11	.545	0-0	—	6-7	.857	1	9	10	3	2-0	1	1	1	18	18.0	18
Young (TOT)	3-2	64	15-34	.441	6-10	.600	10-11	.909	1	7	8	0	8-0	0	6	2	46	15.3	24
Butler	1-1	38	5-13	.385	4-11	.364	0-0	—	1	2	3	1	0-0	3	4	0	14	14.0	14
Williams	1-0	32	3-12	.250	1-5	.200	2-2	1.000	0	4	4	4	2-0	0	2	0	9	9.0	9
Jordan	1-1	32	4-8	.500	0-0	—	0-1	.000	4	4	8	2	6-1	1	1	0	8	8.0	8
Evans	1-0	24	3-4	.750	0-0	—	1-2	.500	3	6	9	0	6-1	2	1	0	7	7.0	7
Gomes	1-0	10	1-4	.250	0-0	—	2-2	1.000	1	0	1	0	0-0	2	0	0	4	4.0	4
Cook	1-0	1	0-0	—	0-0	—	0-0	—	0	0	0	0	0-0	0	0	0	0	0.0	0
Foye	1-0	7	0-3	.000	0-2	.000	0-0	—	0	1	1	0	1-0	0	0	0	0	0.0	0
CLIPPERS	**1**	**265**	**36-82**	**.439**	**13-31**	**.419**	**22-25**	**.880**	**10**	**36**	**46**	**21**	**20-2**	**11**	**12**	**1**	**107**	**107.0**	**107**
MAGIC	**1**	**265**	**40-86**	**.465**	**11-30**	**.367**	**11-16**	**.688**	**10**	**27**	**37**	**27**	**27-0**	**6**	**13**	**2**	**102**	**102.0**	**102**

PHILADELPHIA 76ERS



DOUG COLLINS

Record:
408-359 (.532)
w/ Sixers:
76-72 (.514)

3601 S. Broad Street
Philadelphia, PA 19148
Phone: (215) 339-7600
www.sixers.com

Managing Owner	Josh Harris
Co-Managing Owner	David Blitzer
Chief Executive Officer	Adam Aron
President of Basketball Operations	Rod Thorn
Senior Vice President of Basketball Operations	Tony DiLeo
Head Coach	Doug Collins
Associate Head Coach	Michael Curry
Assistant Coaches	Brian James, Aaron McKie, Jeff Capel
Head Athletic Trainer	Kevin Johnson
Director of Public Relations	**Michael Preston**
Public Relations Coordinators	**Sean McCloskey, Rebecca Timms**
Director of Statistical Information	**Harvey Pollack**
Teams Colors	Red, White and Blue
Home Court	Wells Fargo Center (20,328), 1996
Radio	The Fanatic (97.5 FM, 950 AM) - Tom McGinnis
Television	Comcast SportsNet, The Comcast Network - Marc Zumoff, Malik Rose

SERIES HISTORY

All-Time: 49-67 (Home: 32-24, Road 17-43)
2011-12: 1-0
Current Overall Streak: Won 1
Home Streak: Lost 1
Last Win: December 31, 2009 (104-88)
Last Loss: March 16, 2011 (94-104)
Road Streak: Won 1
Last Win: February 10, 2012 (78-77)
Last Loss: December 15, 2010 (105-91)
Largest Margin of Victory:
Home: 25 (130-105), December 27, 1975
Road: 23 (2) (129-106), February 13, 1974
Largest Margin of Defeat:
Home: 26 (80-106), March 3, 2008
Road: 31 (118-149), March 29, 1978

SIXERS 2011-12 REVIEW

Record:
35-31 (.530), 3rd Place, Atlantic Division
Team Leaders:
Points: Williams (956)
Rebounds: Brand (429)
Assists: Iguodala (339)
vs. Clippers:
2/10/12 **LAC 78** at Phi 77
2012 Playoffs:
1st Round vs. Indiana (1-4)
2012 NBA Draft Choices:
Maurice Harkless (15), Justin Hamilton (45), Tornike Shengelia (54)

ABOUT THE SIXERS

All-time record:
2,645-2,331 (.532)
Franchise Locations:
Syracuse Nationals (1949-1963)
Philadelphia 76ers (1963 to present)

2011-12 SIXERS VS. CLIPPERS

2011-2012 SEASON SERIES (0-1)

PLAYER	G-GS	MIN	FG-FGA	PCT	3FG-FGA	PCT	FT-FTA	PCT	- REBOUNDS - OFF	DEF	TOT	AST	PF-DQ	STL	TO	BLK	PTS	AVG	HI
Brand	1-1	32	5-10	.500	0-0	—	2-4	.500	4	6	10	0	4-0	0	0	0	12	12.0	12
Iguodala	1-1	39	5-13	.385	2-4	.500	0-0	—	2	6	8	7	1-0	1	1	0	12	12.0	12
Williams	1-0	25	3-11	.273	0-3	.000	5-8	.625	0	0	0	2	0-0	2	1	0	11	11.0	11
Meeks	1-1	30	4-9	.444	1-5	.200	1-1	1.000	0	1	1	1	2-0	0	0	0	10	10.0	10
T. Young	1-0	26	4-9	.444	0-0	—	2-2	1.000	0	3	3	0	0-0	1	0	0	10	10.0	10
Holiday	1-1	38	2-8	.250	0-2	.000	4-6	.667	0	4	4	8	1-0	0	5	0	8	8.0	8
Turner	1-0	12	3-4	.750	1-1	1.000	0-0	—	0	2	2	1	2-0	0	1	0	7	7.0	7
Allen	1-0	26	2-5	.400	0-0	—	1-2	.500	1	7	8	0	3-0	0	1	0	5	5.0	5
Vucevic	1-1	12	1-2	.500	0-0	—	0-0	—	2	2	4	0	2-0	0	1	2	2	2.0	2
76ERS	**1**	**240**	**29-71**	**.408**	**4-15**	**.267**	**15-23**	**.652**	**9**	**31**	**40**	**19**	**15-0**	**4**	**11**	**2**	**77**	**77.0**	**77**
CLIPPERS	**1**	**240**	**33-85**	**.388**	**2-19**	**.105**	**10-15**	**.667**	**15**	**31**	**46**	**14**	**23-0**	**6**	**7**	**1**	**78**	**78.0**	**78**

PHILADELPHIA 76ERS

DATE	W-L	LAC-PHI	SITE
10/20/70	L	89-98	Buffalo
11/13/70	L	111-119	Philadelphia
11/25/70	L	92-99	Philadelphia(B)
12/29/70	L	113-124	Buffalo
12/14/71	W	117-110	Buffalo
12/27/71	L	112-121	Buffalo
1/12/72	W	111-109	Philadelphia
2/2/72	L	104-119	Philadelphia
3/1/72	L	99-108	Philadelphia
3/14/72	W	108-105	Buffalo
10/13/72	W	104-101	Philadelphia
10/17/72	W	122-114	Buffalo
11/24/72	W	105-96	Philadelphia(H)
11/28/72	L	94-101	Buffalo
12/16/72	W	126-103	Philadelphia
1/2/73	W	114-110	Buffalo
1/28/73	W	101-96	Philadelphia
1/30/73	W	105-104	Buffalo
10/20/73	W	116-110	Buffalo
1/20/74	L	112-129	Philadelphia
1/22/74	W	119-109	Buffalo
2/3/74	W	112-98	Buffalo(T)
2/6/74	W	114-98	Philadelphia
2/13/74	W	129-106	Philadelphia
3/2/74	W	103-99	Philadelphia
11/21/74	W	99-95	Buffalo(T)
11/26/74	W	103-99	Philadelphia
12/7/74	L	112-116	Philadelphia
12/10/74	W	101-91	Buffalo
1/6/75	L	95-101	Philadelphia
2/4/75	L	*105-111	Buffalo
3/25/75	W	118-103	Buffalo
3/28/75	W	115-104	Philadelphia
4/4/75	W	108-97	Buffalo
10/31/75	W	92-87	Philadelphia
11/4/75	L	114-121	Buffalo
12/26/75	L	95-96	Philadelphia
12/27/75	W	130-105	Buffalo
2/8/76	L	97-100	Philadelphia
3/6/76	W	105-99	Buffalo
3/31/76	L	103-107	Philadelphia
10/23/76	W	108-105	Buffalo
12/8/76	L	102-123	Philadelphia
2/8/77	W	99-89	Buffalo
2/16/77	L	113-117	Philadelphia
11/26/77	L	107-112	Buffalo
1/13/78	L	93-118	Philadelphia
2/10/78	W	116-110	Buffalo
3/29/78	L	118-149	Philadelphia
11/24/78	L	120-134	Philadelphia
12/19/78	L	113-124	San Diego
2/9/79	L	106-117	Philadelphia
2/23/79	W	117-116	San Diego
11/30/79	L	101-104	Philadelphia
2/21/80	W	104-99	San Diego
2/6/81	L	113-129	Philadelphia
2/25/81	L	95-107	San Diego
2/23/82	L	101-115	Philadelphia
3/3/82	L	107-125	San Diego
11/3/82	L	111-130	San Diego
12/3/82	L	110-127	Philadelphia
11/13/83	L	*116-124	Philadelphia
3/4/84	L	122-127	San Diego
1/26/85	L	113-120	Los Angeles
3/13/85	L	103-121	Philadelphia
12/26/85	L	108-117	Los Angeles
1/8/86	L	114-116	Philadelphia
11/16/86	L	90-103	Los Angeles
1/5/87	L	102-108	Philadelphia
12/2/87	W	88-85	Los Angeles
1/8/88	L	103-117	Philadelphia
11/4/88	L	110-129	Philadelphia
2/28/89	L	105-123	Los Angeles
12/30/89	L	95-100	Los Angeles
3/5/90	L	105-128	Philadelphia
12/18/90	L	99-110	Philadelphia
2/17/91	L	104-114	Los Angeles
12/28/91	W	102-95	Los Angeles
1/10/92	L	90-102	Philadelphia
12/11/92	W	125-110	Philadelphia
12/27/92	L	106-110	Los Angeles
12/27/93	W	96-86	Los Angeles
1/12/94	L	98-117	Philadelphia
11/18/94	L	83-97	Philadelphia
1/5/95	W	95-93	Los Angeles
3/10/96	W	104-102	Philadelphia
3/22/96	W	107-93	Los Angeles
2/20/97	L	84-101	Philadelphia
2/25/97	W	98-93	Los Angeles
2/25/98	W	117-108	Los Angeles
4/3/98	L	78-93	Philadelphia
11/5/99	W	91-81	Los Angeles
2/23/00	L	78-94	Philadelphia
2/16/01	L	93-108	Philadelphia
3/20/01	W	88-77	Los Angeles
12/26/01	L	86-100	Los Angeles
1/7/02	L	92-116	Philadelphia
11/6/02	L	*99-101	Philadelphia
12/31/02	L	75-83	Los Angeles
12/26/03	W	101-98	Los Angeles
1/7/04	L	80-100	Philadelphia
1/2/05	W	93-89	Los Angeles
2/6/05	L	104-106	Philadelphia
11/13/05	L	108-113	Philadelphia
3/17/06	W	99-89	Los Angeles
11/18/06	W	*103-97	Los Angeles
2/9/07	W	90-89	Philadelphia
2/9/08	L	80-101	Philadelphia
3/3/08	L	80-106	Los Angeles
11/21/08	L	88-89	Philadelphia
12/31/08	L	92-100	Los Angeles
12/19/09	W	*112-107	Philadelphia
12/31/09	W	104-88	Los Angeles
12/15/10	L	91-105	Philadelphia
3/16/11	L	94-104	Los Angeles
2/10/12	W	78-77	Philadelphia

** Indicates overtime (2-3)*
(B) Indicates game played in Boston
(H) Indicates game played in Hershey
(T) Indicates game played in Toronto

2011-12 CLIPPERS VS. SIXERS

2011-2012 SEASON SERIES (1-0)

PLAYER	G-GS	MIN	FG-FGA	PCT	3FG-FGA	PCT	FT-FTA	PCT	- REBOUNDS - OFF	DEF	TOT	AST	PF-DQ	STL	TO	BLK	PTS	AVG	HI
Paul	1-1	39	10-20	.500	0-4	.000	4-4	1.000	1	3	4	4	0-0	1	1	0	24	24.0	24
Griffin	1-1	40	8-19	.421	0-0	—	0-2	.000	4	7	11	4	2-0	1	1	0	16	16.0	16
Young (TOT)	3-3	95	20-42	.476	2-10	.200	6-9	.667	1	9	10	3	6-0	1	6	1	48	16.0	27
Williams	1-0	33	6-15	.400	2-7	.286	0-1	.000	0	3	3	0	1-0	0	1	0	14	14.0	14
Foye	1-1	27	4-14	.286	0-5	.000	2-2	1.000	0	1	1	4	3-0	0	0	0	10	10.0	10
Butler	1-1	28	2-8	.250	0-3	.000	2-2	1.000	0	3	3	1	4-0	2	2	0	6	6.0	6
Jordan	1-1	21	2-4	.500	0-0	—	1-2	.500	3	2	5	1	4-0	0	0	0	5	5.0	5
Martin	1-0	23	1-2	.500	0-0	—	1-2	.500	2	5	7	0	4-0	0	1	1	3	3.0	3
Evans	1-0	19	0-1	.000	0-0	—	0-0	—	5	5	10	0	4-0	1	0	0	0	0.0	0
Gomes	1-0	8	0-2	.000	0-0	—	0-0	—	0	2	2	0	1-0	1	1	0	0	0.0	0
CLIPPERS	**1**	**240**	**33-85**	**.388**	**2-19**	**.105**	**10-15**	**.667**	**15**	**31**	**46**	**14**	**23-0**	**6**	**7**	**1**	**78**	**78.0**	**78**
76ERS	**1**	**240**	**29-71**	**.408**	**4-15**	**.267**	**15-23**	**.652**	**9**	**31**	**40**	**19**	**15-0**	**4**	**11**	**2**	**77**	**77.0**	**77**

PHOENIX SUNS

ALVIN GENTRY

Record:
322-342 (.485)
w/ Suns:
145-116 (.556)

201 E. Jefferson Street
Phoenix, AZ 85004
Phone: (602) 379-7900
PR Fax: (602) 379-7908
www.suns.com

Managing Partner	Robert Sarver
Vice Chairmen	Andrew Kohlberg, Jahm Najafi, Sam Garvin
General Manager	Lance Blanks
Head Coach	Alvin Gentry
Assistant Coaches	Elston Turner,Dan Majerle, Igor Kokoskov, Noel Gillespie
Head Athletic Trainer	Aaron Nelson
Assistant Athletic Trainer/Strength & Conditioning Coach	Mike Elliott
Vice President, Basketball Communications	**Julie Fie**
Managers, Basketball Communications	**DC Headley, Vince Kozar**
Assistant to VP of Basketball Communications	**Sherry Reed**
Team Colors	Purple, Orange and Black
Home Court	US Airways Center (18,422), 1992
Radio	KTAR (620 AM) - Al McCoy, Tim Kempton
Spanish Radio	KSUN (1400 AM) - Ivan Valenzuela, Arturo Ochoa
Television	Fox Sports Arizona (Cable) – Steve Albert, Eddie Johnson, Ann Meyers Drysdale

SERIES HISTORY

All-Time: 66-126 (Home: 45-52, Road 21-74)
2011-12: 1-3
Current Overall Streak: Lost 1
Home Streak: Won 1
Last Win: March 28, 2012 (103-86)
Last Loss: March 15, 2012 (87-91)
Road Streak: Lost 10
Last Win: April 17, 2007 (103-99)
Last Loss: April 19, 2012 (90-93)
Largest Margin of Victory:
Home: 30 (124-94), March 12, 1974
Road: 16 (2) (112-96), November 20, 1987
Largest Margin of Defeat:
Home: 26 (2) (101-127), March 3, 2010
Road: 46 (68-114), February 2, 2000

SUNS 2011-12 REVIEW

Record:
33-33 (.500), 3rd place, Pacific Division
Team Leaders:
Points: Gortat (1,017)
Rebounds: Frye (659)
Assists: Nash (664)
vs. Clippers:

3/2/12	LAC 78	at	**PHX 81**
3/15/12	**PHX 91**	at	LAC 87
3/28/12	PHX 86	at	**LAC 103**
4/19/12	LAC 90	at	**PHX 93**

2012 Playoffs:
None
2012 Draft Choice:
Kendall Marshall (13)

ABOUT THE SUNS

All-time record:
1,987-1,573 (.558)
Franchise Locations:
Phoenix Suns (1968 to present)

2011-12 SUNS VS. CLIPPERS

2011-2012 SEASON SERIES (3-1)

PLAYER	G-GS	MIN	FG-FGA	PCT	3FG-FGA	PCT	FT-FTA	PCT	- REBOUNDS - OFF	DEF	TOT	AST	PF-DQ	STL	TO	BLK	PTS	AVG	HI
Gortat	4-4	126	24-48	.500	0-0	—	15-26	.577	17	24	41	5	7-0	0	3	4	63	15.8	23
Dudley	4-4	156	22-50	.440	8-18	.444	9-14	.643	8	11	19	13	8-0	1	4	1	61	15.3	22
Hill	1-1	35	6-10	.600	0-0	—	2-6	.333	1	1	2	3	1-0	0	0	2	14	14.0	14
Frye	4-4	136	17-50	.340	9-27	.333	7-8	.875	5	27	32	9	14-0	1	3	5	50	12.5	16
Brown	4-3	116	16-40	.400	4-12	.333	9-14	.643	2	10	12	4	3-0	6	2	0	45	11.3	21
Nash	3-3	98	5-14	.357	3-7	.429	7-8	.875	0	11	11	27	0-0	1	17	1	20	6.7	13
Lopez	4-0	61	10-17	.588	0-0	—	5-7	.714	5	3	8	1	6-0	0	1	1	25	6.3	10
Morris	3-0	48	7-27	.259	2-9	.222	2-3	.667	5	12	17	4	6-0	3	4	1	18	6.0	10
Telfair	4-1	78	7-25	.280	2-11	.182	8-9	.889	1	5	6	13	12-0	1	7	3	24	6.0	13
Price	2-0	24	4-8	.500	1-2	.500	0-0	—	2	3	5	3	2-0	2	1	0	9	4.5	6
Warrick	2-0	14	1-4	.250	0-1	.000	6-6	1.000	2	3	5	0	1-0	0	4	0	8	4.0	6
Redd	4-0	51	4-18	.222	1-8	.125	5-7	.714	0	9	9	3	2-0	0	0	0	14	3.5	7
Childress	2-0	18	0-1	.000	0-0	—	0-0	—	0	3	3	1	1-0	0	0	0	0	0.0	0
SUNS	**4**	**960**	**123-312**	**.394**	**30-95**	**.316**	**75-108**	**.694**	**48**	**122**	**170**	**86**	**63-0**	**15**	**48**	**18**	**351**	**87.8**	**93**
CLIPPERS	**4**	**960**	**149-337**	**.442**	**22-67**	**.328**	**38-61**	**.623**	**53**	**126**	**179**	**79**	**80-0**	**30**	**48**	**20**	**358**	**89.5**	**103**

PHOENIX SUNS

DATE	W-L	LAC-PHX	SITE
11/2/70	L	102-110	Phoenix
11/24/70	W	112-106	Buffalo
1/26/71	L	82-114	Phoenix
2/14/71	L	97-108	Buffalo
11/3/71	L	98-100	Buffalo
12/30/71	L	102-123	Phoenix
1/7/72	L	110-123	Buffalo
3/5/72	L	103-131	Phoenix
12/5/72	W	108-97	Buffalo
2/14/73	L	107-124	Phoenix
2/23/73	L	106-125	Buffalo
3/21/73	L	*124-134	Phoenix
11/20/73	W	127-100	Buffalo
12/29/73	W	120-108	Phoenix
3/12/74	W	124-94	Buffalo
3/22/74	L	119-126	Phoenix
11/23/74	W	117-104	Buffalo
12/27/74	W	108-92	Phoenix
2/12/75	L	96-108	Phoenix
2/18/75	W	124-109	Buffalo(T)
11/8/75	W	110-105	Buffalo
11/26/75	L	106-107	Phoenix
1/15/76	W	126-119	Phoenix
1/20/76	W	112-103	Buffalo
12/14/76	W	108-99	Buffalo
12/23/76	L	92-107	Phoenix
2/22/77	W	115-104	Buffalo
3/24/77	W	107-102	Phoenix
12/14/77	L	103-113	Phoenix
1/7/78	L	97-107	Buffalo
2/21/78	L	111-114	Buffalo
3/25/78	L	106-112	Phoenix
10/13/78	L	114-128	Phoenix
12/17/78	W	116-110	San Diego
4/6/79	L	117-118	Phoenix
4/7/79	W	120-116	San Diego
11/7/79	W	114-102	Phoenix
11/20/79	W	117-110	San Diego
1/19/80	L	123-137	Phoenix
1/29/80	W	133-121	San Diego
3/15/80	W	120-109	San Diego
3/30/80	L	104-122	Phoenix
10/19/80	L	84-102	San Diego
10/29/80	L	89-105	Phoenix
11/11/80	L	107-109	San Diego
2/10/81	L	93-107	San Diego
2/13/81	L	94-110	Phoenix
3/27/81	L	100-124	Phoenix
12/1/81	L	94-117	Phoenix
12/8/81	W	121-110	San Diego
1/16/82	L	87-106	Phoenix
1/27/82	W	99-92	San Diego
3/31/82	L	106-127	Phoenix
4/13/82	L	94-105	San Diego
10/29/82	L	99-113	San Diego
12/4/82	W	113-103	Phoenix
1/15/83	L	101-114	Phoenix
2/10/83	W	101-100	San Diego
4/15/83	L	101-113	San Diego
4/17/83	L	101-110	Phoenix
12/10/83	L	93-109	Phoenix
12/23/83	L	115-121	San Diego
1/11/84	L	104-129	Phoenix
1/26/84	W	119-101	San Diego
2/29/84	W	102-95	San Diego
3/27/84	L	109-116	Phoenix

DATE	W-L	LAC-PHX	SITE
10/30/84	L	96-99	Phoenix
11/25/84	W	114-109	Los Angeles
12/30/84	L	109-117	Los Angeles
1/11/85	W	98-94	Phoenix
3/28/85	W	116-110	Los Angeles
3/30/85	W	123-114	Phoenix
12/14/85	L	92-114	Los Angeles
1/29/86	L	108-118	Los Angeles
2/6/86	L	104-116	Phoenix
2/11/86	W	120-112	Los Angeles
3/28/86	W	107-96	Phoenix
4/13/86	L	99-118	Phoenix
11/1/86	W	117-111	Los Angeles
12/6/86	L	109-111	Los Angeles
1/17/87	L	101-132	Phoenix
3/27/87	L	117-130	Phoenix
4/4/87	L	*123-128	Los Angeles
4/18/87	L	106-121	Phoenix
11/20/87	W	112-96	Phoenix
12/6/87	L	96-97	Los Angeles
12/30/87	L	102-121	Los Angeles
2/9/88	L	100-106	Phoenix
2/10/88	W	101-95	Los Angeles
3/21/88	L	99-107	Phoenix
11/12/88	W	*138-127	Los Angeles
12/3/88	L	*106-114	Phoenix
2/9/89	L	113-120	Phoenix
3/4/89	L	91-133	Phoenix
3/25/89	L	103-123	Los Angeles
4/8/89	L	97-115	Los Angeles
12/1/89	L	90-111	Phoenix
12/23/89	L	100-104	Phoenix
2/13/90	L	96-118	Los Angeles
4/7/90	L	108-115	Los Angeles
11/14/90	W	108-102	Los Angeles
11/16/90	L	*110-121	Phoenix
2/20/91	L	93-113	Los Angeles
3/25/91	W	106-94	Los Angeles
4/17/91	L	100-105	Phoenix
11/6/91	W	111-87	Los Angeles
11/22/91	L	97-105	Phoenix
2/14/92	W	104-97	Los Angeles
2/22/92	L	112-130	Phoenix
3/20/92	W	114-101	Phoenix
11/7/92	L	105-111	Phoenix
11/21/92	W	111-107	Los Angeles
2/2/93	W	112-108	Los Angeles
2/10/93	L	100-122	Phoenix
4/12/93	W	111-104	Los Angeles
11/9/93	L	99-114	Los Angeles
12/18/93	L	109-116	Phoenix
2/1/94	L	106-108	Phoenix
3/31/94	L	102-117	Los Angeles
4/22/94	L	121-127	Phoenix
11/12/94	L	101-108	Los Angeles(A)
11/23/94	L	109-140	Phoenix
1/14/95	L	108-134	Los Angeles
2/24/95	L	106-118	Phoenix
2/28/95	W	110-99	Los Angeles
11/3/95	W	112-106	Los Angeles
1/5/96	W	94-88	Los Angeles
1/9/96	W	105-100	Phoenix
3/24/96	L	92-103	Phoenix
12/16/96	W	*122-121	Los Angeles(A)
2/14/97	L	93-110	Phoenix
3/13/97	L	96-112	Los Angeles
3/18/97	W	121-111	Phoenix

DATE	W-L	LAC-PHX	SITE
10/31/97	L	100-110	Phoenix
11/8/97	L	105-123	Los Angeles(A)
2/27/98	L	99-104	Los Angeles
3/9/98	L	105-134	Phoenix
2/5/99	L	92-101	Los Angeles
2/13/99	L	*104-107	Phoenix
4/6/99	L	83-88	Los Angeles
11/30/99	L	80-94	Los Angeles
2/2/00	L	68-114	Phoenix
4/11/00	L	88-95	Los Angeles
4/14/00	L	88-112	Phoenix
11/25/00	L	*89-95	Los Angeles
12/15/00	W	98-88	Phoenix
1/3/01	L	85-90	Phoenix
4/16/01	W	100-80	Los Angeles
11/10/01	W	111-102	Los Angeles
12/18/01	W	96-92	Phoenix
3/23/02	L	94-97	Los Angeles
3/29/02	W	96-94	Phoenix
12/20/02	L	76-87	Los Angeles
12/27/02	L	95-108	Phoenix
1/31/03	L	92-98	Los Angeles
2/11/03	W	107-106	Phoenix
12/13/03	W	106-91	Los Angeles
12/29/03	L	105-113	Los Angeles
3/16/04	W	110-98	Phoenix
4/13/04	W	98-96	Phoenix
11/21/04	L	111-122	Los Angeles
1/8/05	L	91-108	Los Angeles
2/23/05	L	101-118	Phoenix
4/15/05	L	91-98	Phoenix
12/10/05	W	101-91	Los Angeles
1/18/06	L	102-112	Los Angeles
3/15/06	L	95-126	Phoenix
4/5/06	W	119-105	Phoenix
11/1/06	L	104-112	Phoenix
11/4/06	W	114-108	Los Angeles
2/20/07	L	90-115	Los Angeles
4/17/07	W	103- 99	Phoenix
11/23/07	L	94-113	Phoenix
12/27/07	L	88-108	Los Angeles
12/28/07	L	88-94	Phoenix
1/15/08	W	97-90	Los Angeles
1/2/09	L	98-106	Phoenix
11/11/09	L	103-109	Los Angeles
2/17/09	L	100-140	Phoenix
2/18/09	L	119-142	Los Angeles
10/28/09	L	107-109	Los Angeles
12/25/09	L	93-124	Phoenix
2/26/10	L	112-125	Phoenix
3/3/10	L	101-127	Los Angeles
11/26/10	L	108-116	Phoenix
12/26/10	W	108-103	Los Angeles
3/20/11	L	99-108	Los Angeles
4/1/11	L	98-111	Phoenix
3/2/12	L	78-81	Phoenix
3/15/12	L	87-91	Los Angeles
3/28/12	W	103-86	Los Angeles
4/19/12	L	90-93	Phoenix

** Indicates overtime (2-6)*
(T) Indicates game played in Toronto
(A) Indicates game played at Arrowhead Pond of Anaheim

2011-12 CLIPPERS VS. SUNS

2011-2012 SEASON SERIES (1-3)

PLAYER	G-GS	MIN	FG-FGA	PCT	3FG-FGA	PCT	FT-FTA	PCT	- REBOUNDS - OFF	DEF	TOT	AST	PF-DQ	STL	TO	BLK	PTS	AVG	HI
Griffin	4-4	142	38-73	.521	0-3	.000	9-16	.563	10	30	40	11	12-0	2	9	5	85	21.3	27
Paul	4-4	148	23-61	.377	4-13	.308	10-12	.833	2	13	15	41	10-0	6	6	0	60	15.0	19
Butler	4-4	113	23-49	.469	5-11	.455	3-3	1.000	7	10	17	4	11-0	2	5	1	54	13.5	17
Martin	4-0	97	19-33	.576	0-1	.000	0-4	.000	10	18	28	0	11-0	4	1	5	38	9.5	14
Williams	3-0	85	11-34	.324	5-14	.357	0-0	—	1	4	5	7	3-0	2	6	0	27	9.0	13
Jordan	4-4	96	11-17	.647	0-0	—	10-12	.833	10	16	26	0	7-0	4	6	6	32	8.0	13
Young (TOT)	3-1	71	8-29	.276	2-10	.200	2-3	.667	0	6	6	1	8-0	0	2	1	20	6.7	9
Young (LAC)	2-0	42	5-16	.313	2-6	.333	2-3	.667	0	4	4	0	4-0	0	0	1	14	7.0	9
Foye	4-4	86	10-26	.385	4-8	.500	0-0	—	1	10	11	4	7-0	2	1	2	24	6.0	11
Thompkins	1-0	2	1-1	1.000	1-1	1.000	0-0	—	0	0	0	0	0-0	0	0	0	3	3.0	3
Simmons	4-0	71	4-11	.364	1-8	.125	1-2	.500	3	7	10	1	5-0	2	0	0	10	2.5	5
Bledsoe	4-0	42	3-11	.273	0-2	.000	2-6	.333	6	7	13	9	3-0	4	4	0	8	2.0	4
Evans	3-0	38	1-5	.200	0-0	—	1-3	.333	3	7	10	2	7-0	2	3	0	3	1.0	3
CLIPPERS	**4**	**960**	**149-337**	**.442**	**22-67**	**.328**	**38-61**	**.623**	**53**	**126**	**179**	**79**	**80-0**	**30**	**48**	**20**	**358**	**89.5**	**103**
SUNS	**4**	**960**	**123-312**	**.394**	**30-95**	**.316**	**75-108**	**.694**	**48**	**122**	**170**	**86**	**63-0**	**15**	**48**	**18**	**351**	**87.8**	**93**

PORTLAND TRAIL BLAZERS

TERRY STOTTS
Record:
115-168 (.406)
w/ Blazers:
0-0 (.000)

One Center Court, Suite 200
Portland, OR 97227
Phone: (503) 234-9291
www.blazers.com

Owner	Paul Allen
COO	Sarah Mensah
General Manager	Neil Olshey
Head Coach	Terry Stotts
Assistant Coaches	Kaleb Canales, Jay Triano, David Vanterpool, Kim Hughes, Dale Osbourne
Head Athletic Trainer	Geoff Clark
Strength & Conditioning Coach	Bob Medina
Vice President of Communications & Public Engagement	**Michael Lewellen**
Senior Director of Communications	**Jim Taylor**
Sports Communications Director	**Collin Romer**
Team Colors	Scarlet, Black and White
Home Court	The Rose Garden (19,980), 1995
Radio	Newsradio 1190 (102.3 KEX) - Brian Wheeler, Antonio Harvey
Television	KGW (Ch. 8)- Mike Barrett, Mike Rice Comcast SportsNet- Mike Barrett, Mike Rice

SERIES HISTORY

All-Time: 62-136 (Home: 45-54, Road 17-82)
2011-12: 2-1
Current Overall Streak: Won 1
Home Streak: Won 1
Last Win: January 1, 2012 (93-88)
Last Loss: October 27, 2010 (88-98)
Road Streak: Lost 5
Last Win: February 16, 2012 (74-71)
Last Loss: January 10, 2012 (97-105)
Largest Margin of Victory:
Home: 20 (3) (91-71), March 7, 2004
Road: 17 (112-95), March 16, 1976
Largest Margin of Defeat:
Home: 27 (70-97), April 10, 1999
Road: 48 (73-121), December 14, 1994

BLAZERS 2011-12 REVIEW

Record:
28-38 (.424), 4th place, Northwest Division
Team Leaders:
Points: Aldridge (1,191)
Rebounds: Aldridge (442)
Assists: Felton (390)
vs. Clippers:

1/1/12	POR	88	at	**LAC**	**93**
1/10/12	LAC	97	at	**POR**	**105**
2/16/12	**LAC**	**74**	at	POR	71

2012 Playoffs: None
2012 Draft Choices:
Damian Lillard (6), Meyers Leonard (11), Will Barton (40), Tyshawn Taylor (41)

ABOUT THE BLAZERS

All-time record:
1,809-1,587 (.533)
Franchise Locations:
Portland Trail Blazers (1970 to present)

2011-12 BLAZERS VS. CLIPPERS

2011-2012 SEASON SERIES (1-3)

PLAYER	G-GS	MIN	FG-FGA	PCT	3FG-FGA	PCT	FT-FTA	PCT	- REBOUNDS - OFF	DEF	TOT	AST	PF-DQ	STL	TO	BLK	PTS	AVG	HI
Aldridge	2-2	74	17-41	.415	0-1	.000	3-4	.750	6	10	16	5	7-0	1	3	1	37	18.5	19
Hickson (TOT)	2-1	50	15-23	.652	0-0	—	3-7	.429	6	9	15	3	3-0	1	3	1	33	16.5	29
Hickson (POR)	1-1	36	13-19	.684	0-0	—	3-7	.429	5	8	13	2	2-0	0	3	0	29	29.0	29
Crawford	4-0	105	21-52	.404	6-15	.400	17-18	.944	2	5	7	11	5-0	2	10	1	65	16.3	23
Batum	4-2	119	23-44	.523	6-13	.462	9-11	.818	5	16	21	4	7-0	2	7	1	61	15.3	19
Okur (TOT)	1-1	26	6-11	.545	3-6	.500	0-0	—	1	1	2	3	3-0	0	0	0	15	15.0	15
Matthews	4-4	141	20-43	.465	4-13	.308	14-16	.875	6	8	14	2	12-0	6	5	0	58	14.5	18
Felton	4-4	132	12-36	.333	2-9	.222	12-14	.857	3	3	6	26	9-0	5	18	0	38	9.5	17
Wallace	3-3	108	10-24	.417	2-5	.400	5-8	.625	1	13	14	8	13-1	4	4	0	27	9.0	20
Babbitt	1-0	21	3-5	.600	2-4	.500	0-0	—	0	3	3	1	4-0	0	0	0	8	8.0	8
Camby	3-3	82	8-15	.533	0-0	—	1-5	.200	6	19	25	6	7-0	3	6	3	17	5.7	12
Flynn (TOT)	2-0	27	2-7	.286	1-2	.500	1-2	.500	1	2	3	5	1-0	1	3	0	6	3.0	5
Flynn (POR)	1-0	15	2-4	.500	1-2	.500	0-0	—	1	0	1	3	1-0	0	1	0	5	5.0	5
Thomas	4-0	66	4-10	.400	0-0	—	0-0	—	1	10	11	8	12-0	4	3	3	8	2.0	4
E. Williams	1-0	8	1-1	1.000	0-0	—	0-0	—	0	3	3	0	1-0	0	0	0	2	2.0	2
C. Smith	3-0	27	1-3	.333	0-0	—	2-4	.500	1	8	9	2	1-0	1	1	0	4	1.3	4
Thabeet (TOT)	2-0	14	1-1	1.000	0-0	—	0-0	—	0	2	2	0	6-0	0	0	0	2	1.0	2
Thabeet (POR)	1-0	8	1-1	1.000	0-0	—	0-0	—	0	1	1	0	4-0	0	0	0	2	2.0	2
Przybilla	1-1	16	0-1	.000	0-0	—	0-0	—	3	4	7	0	2-0	1	0	1	0	0.0	0
TRAIL BLAZERS	**4**	**960**	**136-299**	**.455**	**23-62**	**.371**	**66-87**	**.759**	**40**	**111**	**151**	**78**	**87-1**	**29**	**63**	**10**	**361**	**90.3**	**105**
CLIPPERS	**4**	**960**	**142-311**	**.457**	**22-85**	**.259**	**56-86**	**.651**	**42**	**113**	**155**	**80**	**82-0**	**31**	**65**	**22**	**362**	**90.5**	**98**

PORTLAND TRAIL BLAZERS

DATE	W-L	LAC-POR	SITE
10/27/70	L	108-119	Portland
10/31/70	L	102-107	Portland
11/17/70	W	102-101	Portland
11/21/70	L	108-112	Portland(S)
11/28/70	W	111-95	Buffalo
12/11/70	L	105-120	Buffalo
1/14/71	W	119-113	Buffalo(R)
1/20/71	W	126-106	Buffalo
1/24/71	W	123-111	Buffalo
3/8/71	W	114-98	Portland
3/14/71	L	112-122	Portland
3/20/71	L	129-132	Buffalo
10/29/71	W	120-119	Portland
11/9/71	W	109-100	Buffalo
12/10/71	L	* 100-101	Buffalo
1/2/72	L	90-108	Portland
1/14/72	L	100-102	Buffalo
3/7/72	L	94-98	Portland
1/12/73	W	120-100	Buffalo
2/13/73	L	100-120	Portland
3/10/73	W	106-101	Buffalo
3/25/73	L	* 107-113	Portland
11/9/73	L	108-122	Portland
12/5/73	W	114-110	Buffalo
1/1/74	W	120-119	Portland
3/10/74	W	122-112	Buffalo(T)
11/1/74	L	106-113	Portland
12/6/74	W	114-105	Buffalo
2/21/75	W	116-106	Buffalo
3/16/75	L	95-102	Portland
11/22/75	L	104-109	Buffalo
11/29/75	L	115-130	Portland
2/17/76	W	116-113	Buffalo
3/16/76	W	112-95	Portland
11/21/76	L	98-121	Portland
12/10/76	L	102-103	Buffalo
3/8/77	W	102-95	Buffalo
3/29/77	L	101-127	Portland
10/25/77	L	85-107	Portland
12/13/77	L	108-111	Portland
1/17/78	L	94-96	Buffalo
3/12/78	W	96-90	Buffalo
11/3/78	L	98-119	Portland
1/24/79	W	122-121	San Diego
3/14/79	W	110-105	San Diego
3/20/79	L	109-115	Portland
10/16/79	L	81-88	Portland
11/2/79	L	102-123	San Diego
12/9/79	W	98-96	Portland
2/8/80	W	118-104	San Diego
3/23/80	L	91-98	Portland
3/27/80	L	93-96	San Diego
11/8/80	W	* 110-106	Portland
12/4/80	L	100-103	San Diego
1/29/81	L	106-108	San Diego
2/24/81	W	121-107	Portland
3/17/81	L	112-127	Portland
3/29/81	L	129-144	San Diego
11/12/81	W	122-115	San Diego
12/15/81	L	101-118	Portland
12/26/81	L	116-128	San Diego
1/29/82	L	93-96	Portland
4/9/82	L	104-124	Portland
4/15/82	W	129-123	San Diego
11/30/82	L	114-121	Portland
12/16/82	L	103-111	San Diego
12/26/82	W	112-105	San Diego
2/15/83	L	106-115	Portland
3/2/83	L	102-104	San Diego
4/14/83	L	83-120	Portland
10/28/83	L	93-107	Portland
1/24/84	W	118-113	San Diego
2/8/84	L	105-114	San Diego
2/28/84	L	99-117	Portland
3/20/84	L	105-106	Portland
4/6/84	W	121-112	San Diego
11/3/84	L	112-131	Los Angeles
11/18/84	L	105-113	Portland
12/13/84	W	106-100	Los Angeles
2/26/85	L	99-110	Portland
3/23/85	L	123-126	Portland
3/25/85	L	99-120	Los Angeles
10/29/85	W	119-113	Los Angeles
11/21/85	L	108-112	Los Angeles
12/25/85	L	107-121	Portland
2/1/86	L	121-156	Portland
2/13/86	W	118-113	Los Angeles
4/10/86	L	100-115	Portland
11/14/86	L	109-119	Portland
12/2/86	L	99-134	Portland
12/12/86	L	112-113	Los Angeles
2/16/87	L	105-110	Los Angeles
3/17/87	L	123-134	Los Angeles
4/12/87	L	100-113	Portland
11/7/87	L	99-124	Los Angeles
11/27/87	L	87-97	Portland
2/17/88	L	96-110	Los Angeles
3/13/88	L	100-121	Portland
4/5/88	L	119-141	Portland
4/6/88	L	103-111	Los Angeles
11/15/88	L	103-125	Portland
12/13/88	L	92-113	Portland
2/1/89	L	107-108	Los Angeles
3/2/89	L	113-119	Los Angeles
4/6/89	W	133-123	Los Angeles
4/11/89	L	102-126	Portland
11/28/89	L	94-116	Portland
12/12/89	L	92-99	Portland
1/27/90	L	115-118	Los Angeles
4/6/90	L	99-106	Portland
4/16/90	L	85-93	Los Angeles
11/11/90	L	107-138	Portland
12/21/90	L	107-117	Los Angeles
3/17/91	W	107-97	Portland
3/20/91	L	96-100	Los Angeles
11/19/91	L	112-132	Portland
11/21/91	L	91-106	Los Angeles
2/16/92	W	107-106	Portland
2/21/92	L	116-123	Los Angeles
4/9/92	W	106-100	Los Angeles
2/12/93	L	104-111	Los Angeles
2/14/93	W	96-86	Portland
3/26/93	L	110-122	Portland
4/13/93	L	99-101	Portland
4/25/93	W	123-112	Los Angeles
11/5/93	W	97-95	Los Angeles
12/29/23	L	98-114	Portland
2/22/94	L	117-120	Portland
2/23/94	L	112-121	Los Angeles
3/20/94	W	114-110	Los Angeles
11/4/94	L	100-121	Los Angeles(J)
11/5/94	L	95-112	Portland(J)
12/14/94	L	73-121	Portland
1/20/95	L	97-108	Los Angeles
2/27/95	L	83-96	Portland
11/20/95	L	94-113	Portland
2/17/96	W	100-96	Los Angeles(A)
3/15/96	L	79-86	Portland
4/8/96	W	102-89	Los Angeles
12/27/96	L	98-102	Los Angeles
1/21/97	L	82-100	Los Angeles
3/11/97	L	105-109	Portland
3/16/97	L	94-106	Portland
11/1/97	L	74-82	Los Angeles
3/15/97	L	92-103	Portland
4/9/98	L	95-99	Los Angeles
4/16/98	L	90-99	Portland
3/13/99	L	* 96-106	Los Angeles
4/10/99	L	70-97	Los Angeles(A)
4/11/99	W	89-83	Portland
11/3/99	L	98-121	Portland
11/27/99	L	71-88	Los Angeles
2/9/00	L	100-107	Portland
4/18/00	L	100-116	Los Angeles
2/3/01	W	90-89	Los Angeles
2/24/01	W	** 123-120	Los Angeles
3/1/01	L	81-94	Portland
3/26/01	L	96-104	Portland
11/8/01	L	101-119	Portland
1/1/02	W	112-97	Los Angeles
1/19/02	L	93-113	Portland
2/18/02	L	79-80	Los Angeles
11/15/02	L	88-112	Portland
12/18/02	L	93-97	Los Angeles
2/28/03	L	103-109	Portland
4/16/03	W	93-107	Los Angeles
1/13/04	W	* 103-96	Los Angeles
2/18/04	L	86-101	Portland
3/7/04	W	91-71	Los Angeles
3/24/04	L	85-91	Portland
11/5/04	L	81-94	Portland
1/5/05	W	102-98	Los Angeles
1/28/05	L	86-90	Portland
3/21/05	W	96-89	Los Angeles
1/1/06	W	100-94	Portland
3/26/06	W	97-83	Portland
4/12/06	W	97-93	Los Angeles
11/6/06	W	102- 89	Los Angeles
12/15/06	L	99-109	Portland
3/31/07	W	99- 86	Portland
4/13/07	W	107-89	Los Angeles
2/27/08	L	80-82	Los Angeles
3/21/08	L	102-107	Portland
3/22/08	L	72-83	Los Angeles
12/12/08	W	** 117-109	Portland
1/26/09	L	88-113	Los Angeles
2/22/09	L	87-116	Portland
4/11/09	L	72-87	Los Angeles
12/30/09	L	99-103	Portland
1/4/10	W	105-95	Los Angeles
2/16/10	L	87-109	Portland
4/7/10	L	85-93	Los Angeles
10/27/10	L	88-98	Los Angeles
12/5/10	L	91-100	Portland
1/20/11	L	93-108	Portland
1/1/12	W	93-88	Los Angeles
1/10/12	L	97-105	Portland
2/16/12	W	74-71	Portland

** Indicates overtime (2-3)*
*** Indicates double-overtime (2-0)*
(S) Indicates game played in Seattle
(R) Indicates game played in Rochester
(T) Indicates game played in Toronto
(J) Indicates game played in Japan
(A) Indicates game played at Arrowhead Pond of Anaheim

2011-12 CLIPPERS VS. BLAZERS

2011-2012 SEASON SERIES (3-1)

PLAYER	G-GS	MIN	FG-FGA	PCT	3FG-FGA	PCT	FT-FTA	PCT	- REBOUNDS - OFF	DEF	TOT	AST	PF-DQ	STL	TO	BLK	PTS	AVG	HI
Griffin	4-4	152	32-57	.561	0-0	—	15-24	.625	13	36	49	10	18-0	2	12	1	79	19.8	21
Billups	1-1	31	5-13	.385	2-6	.333	7-8	.875	0	1	1	4	1-0	0	5	0	19	19.0	19
Young (TOT)	3-1	93	20-44	.455	10-19	.526	5-7	.714	1	7	8	0	7-0	4	3	2	55	18.3	35
Young (LAC)	1-0	25	4-11	.364	2-5	.400	0-0	—	0	2	2	0	3-0	1	2	2	10	10.0	10
Paul	4-4	146	25-52	.481	4-10	.400	7-9	.778	3	9	12	27	10-0	12	10	0	61	15.3	20
Williams	3-0	94	16-38	.421	3-15	.200	9-12	.750	3	10	13	14	5-0	4	7	2	44	14.7	17
Butler	4-4	144	23-53	.434	4-22	.182	7-10	.700	2	11	13	6	11-0	1	4	1	57	14.3	20
Foye	4-3	97	14-41	.341	6-20	.300	5-6	.833	2	6	8	12	9-0	2	4	3	39	9.8	20
Jordan	4-4	127	12-18	.667	0-1	.000	6-14	.429	9	20	29	1	10-0	5	7	12	30	7.5	12
Martin	2-0	41	4-12	.333	0-0	—	0-2	.000	3	4	7	2	5-0	2	1	0	8	4.0	6
Gomes	3-0	30	3-6	.500	0-1	.000	0-0	—	2	0	2	1	1-0	0	5	0	6	2.0	4
Simmons	1-0	15	1-2	.500	0-1	.000	0-0	—	1	2	3	1	0-0	1	0	0	2	2.0	2
Thompkins	1-0	2	1-1	1.000	0-0	—	0-0	—	0	0	0	0	1-0	0	0	0	2	2.0	2
Cook	2-0	18	1-6	.167	1-4	.250	0-0	—	1	3	4	0	2-0	0	1	0	3	1.5	3
Evans	3-0	31	1-1	1.000	0-0	—	0-1	.000	3	8	11	1	5-0	1	1	1	2	0.7	2
Bledsoe	1-0	9	0-0	—	0-0	—	0-0	—	0	1	1	1	1-0	0	2	0	0	0.0	0
CLIPPERS	**4**	**960**	**142-311**	**.457**	**22-85**	**.259**	**56-86**	**.651**	**42**	**113**	**155**	**80**	**82-0**	**31**	**65**	**22**	**362**	**90.5**	**98**
TRAIL BLAZERS	**4**	**960**	**136-299**	**.455**	**23-62**	**.371**	**66-87**	**.759**	**40**	**111**	**151**	**78**	**87-1**	**29**	**63**	**10**	**361**	**90.3**	**105**

SACRAMENTO KINGS

KEITH SMART

Record:
65-116 (.359)
w/ Kings:
20-39 (.339)

One Sports Parkway
Sacramento, CA 95834
Phone: (916) 928-0000
www.kings.com

Ownership	Maloof Sports and Entertainment
President, Basketball Operations	Geoff Petrie
President	Matina Kolokotronis
Vice President &General Manager, Basketball Operations	Wayne Cooper
Assistant Vice President & General Manager, Basketball Operations	Mike Petrie
Head Coach	Keith Smart
Assistant Coaches	Jim Eyen, Alex English, Bobby Jackson
Head Athletic Trainer	Manny Romero
Strength & Conditioning Coach	Daniel Shapiro
Vice President of Media Relations/Basketball Operations	**Troy Hanson**
Executive Director of Media Relations/Basketball Operations	**Darrin May**
Director, Basketball Information	**Darryl Arata**
Director, Media Relations	**Devin Blakenship**
Director, Public Relations	**Chris Clark**
Team Colors	Purple, Silver and Black
Home Court	Sleep Train Arena (17,317), 1988
Radio	KHTK (1140 AM) - Gary Gerould
Television	Comcast SportsNet - Grant Napear, Jerry Reynolds, Jim Gray, Bill Walton

SERIES HISTORY

All-Time: 70-110 (Home: 50-41, Road 20-69)
2011-12: 3-0
Current Overall Streak: Won 3
Home Streak: Won 1
Last Win: April 7, 2012 (109-94)
Last Loss: March 21, 2010 (89-102)
Road Streak: Won 2
Last Win: April 5, 2012 (93-85)
Last Loss: February 28, 2010 (99-105)
Largest Margin of Victory:
Home: 31 (109-78), April 10, 2010
Road: 13 (98-85), November 7, 1997
Largest Margin of Defeat:
Home: 32 (85-117), April 11, 1995
Road: 39 (105-144), March 6, 1983

KINGS 2011-12 REVIEW

Record:
24-58 (.293), 5th place, Pacific Division
Team Leaders:
Points: Cousins (1,160)
Rebounds: Cousins (703)
Assists: Evans (283)
vs. Clippers:

3/1/12	**LAC**	**108**	at	Sac	100
4/5/12	**LAC**	**93**	at	Sac	85
4/7/12	Sac	94	at	**LAC**	**109**

2012 Playoffs:
None
2012 Draft Choices:
Thomas Robinson (5), Orlando Johnson (36)

ABOUT THE KINGS

All-time record:
2,346-2,695 (.465)
Franchise Locations:
Rochester Royals (1948-57)
Cincinnati Royals (1957-72)
Kansas City-Omaha Kings (1972-76)
Kansas City Kings (1976-85)
Sacramento Kings (1985 to present)

2011-12 KINGS VS. CLIPPERS

011-2012 SEASON SERIES (0-3)

									- REBOUNDS -											
PLAYER	G-GS	MIN	FG-FGA	PCT	3FG-FGA	PCT	FT-FTA	PCT	OFF	DEF	TOT	AST	PF-DQ	STL	TO	BLK	PTS	AVG	HI
Thornton	1-1	33	8-15	.533	1-4	.250	1-1	1.000	1	2	3	0	2-0	0	1	0	18	18.0	18
Cousins	3-3	91	18-44	.409	1-1	1.000	9-15	.600	10	23	33	4	13-1	2	10	4	46	15.3	23
Evans	3-3	95	17-44	.386	0-2	.000	12-13	.923	4	6	10	10	7-0	2	13	5	46	15.3	18
Outlaw	1-0	22	5-10	.500	2-5	.400	2-2	1.000	0	1	1	2	1-0	2	1	2	14	14.0	14
Thomas	3-3	100	11-24	.458	5-11	.455	9-9	1.000	3	9	12	7	10-0	4	11	1	36	12.0	17
Fredette	3-0	55	10-22	.455	5-10	.500	3-4	.750	1	5	6	8	3-0	0	4	1	28	9.3	11
Garcia	3-2	69	9-23	.391	4-15	.267	0-0	—	1	9	10	2	4-0	4	1	3	22	7.3	13
Williams (TOT)	4-0	91	11-35	.314	2-9	.222	5-9	.556	2	9	11	15	6-0	6	12	0	29	7.3	11
Williams (SAC)	2-0	49	7-17	.412	0-2	.000	2-4	.500	2	4	6	12	2-0	5	8	0	16	8.0	11
Salmons	1-0	23	3-5	.600	1-2	.500	0-0	—	0	3	3	1	2-0	0	1	0	7	7.0	7
Thompson	3-3	81	7-13	.538	0-0	—	5-10	.500	8	10	18	1	10-0	1	1	2	19	6.3	15
Greene	2-0	28	5-12	.417	1-6	.167	1-2	.500	0	6	6	1	2-0	0	1	2	12	6.0	11
Hickson	1-0	13	2-4	.500	0-0	—	0-0	—	1	1	2	1	1-0	1	0	1	4	4.0	4
Hayes	2-0	44	2-4	.500	0-0	—	2-2	1.000	4	6	10	3	2-0	2	1	0	6	3.0	6
Whiteside	3-0	11	2-5	.400	0-0	—	1-4	.250	2	4	6	0	0-0	0	1	0	5	1.7	3
Honeycutt	2-0	7	0-3	.000	0-1	.000	0-0	—	0	0	0	1	0-0	0	1	0	0	0.0	0
KINGS	**3**	**720**	**106-245**	**.433**	**20-59**	**.339**	**47-66**	**.712**	**37**	**89**	**126**	**53**	**59-1**	**23**	**56**	**21**	**279**	**93.0**	**100**
CLIPPERS	**3**	**720**	**124-261**	**.475**	**28-69**	**.406**	**34-51**	**.667**	**30**	**90**	**120**	**81**	**56-1**	**38**	**44**	**20**	**310**	**103.3**	**109**

SACRAMENTO KINGS

DATE	W-L	LAC-SAC	SITE
1/2/71	L	103-115	Buffalo
1/16/71	L	113-114	Cincinnati
2/20/71	L	94-120	Cincinnati
3/16/71	L	102-113	Buffalo
11/16/71	W	102-98	Buffalo
12/7/71	W	115-91	Buffalo
1/8/72	W	97-87	Cincinnati
1/11/72	L	* 107-109	Buffalo
2/24/72	L	97-108	Cincinnati(D)
3/19/72	L	105-136	Cincinnati
10/28/72	L	102-113	Buffalo
11/14/72	L	100-106	K.C.-Omaha
2/20/73	W	113-106	Buffalo
3/20/73	L	115-119	K.C.-Omaha
10/28/73	W	112-100	K.C.-Omaha
11/24/73	W	143-131	Buffalo
12/22/73	L	112-122	K.C.-Omaha
1/25/74	L	113-118	Buffalo
11/16/74	W	101-96	Buffalo
12/17/74	L	110-111	K.C.-Omaha
2/14/75	L	112-132	Buffalo
3/6/75	L	110-111	K.C.-Omaha
12/9/75	W	126-107	Buffalo
12/20/75	W	117-110	Kansas City
2/13/76	W	101-96	Kansas City
4/11/76	W	99-98	Buffalo
12/29/76	L	103-113	Buffalo
1/22/77	L	104-132	Kansas City
3/17/77	L	104-125	Kansas City
10/19/77	W	112-108	Buffalo
2/17/78	L	100-108	Buffalo
3/19/78	L	108-122	Kansas City
11/25/78	W	87-86	Kansas City
1/4/79	L	99-108	Kansas City
2/28/79	W	122-120	San Diego
3/29/79	L	111-116	San Diego
10/28/79	L	101-106	San Diego
11/23/79	L	91-107	San Diego
12/18/79	L	96-110	Kansas City
1/8/80	W	124-116	Kansas City
2/17/80	L	107-108	San Diego
2/29/80	L	93-98	Kansas City(SL)
11/15/80	L	94-96	San Diego
12/10/80	L	100-112	Kansas City
1/11/81	W	115-105	Kansas City
1/27/81	W	119-114	San Diego
3/10/81	L	100-107	San Diego
11/4/81	L	128-129	Kansas City
1/5/82	W	112-104	San Diego
2/19/82	L	97-113	Kansas City
3/11/82	L	107-113	San Diego
3/21/82	L	97-118	Kansas City
11/13/82	L	111-112	San Diego
12/10/82	L	106-118	Kansas City
1/14/83	W	127-120	San Diego
3/6/83	L	105-144	Kansas City
4/1/83	L	119-135	San Diego
11/22/83	L	99-118	Kansas City
12/30/83	W	99-96	Kansas City
1/4/84	W	122-121	San Diego
1/15/84	L	96-109	Kansas City
4/4/84	L	116-121	San Diego

DATE	W-L	LAC-SAC	SITE
11/17/84	W	121-113	Los Angeles
1/4/85	L	112-132	Kansas City
3/3/85	L	* 122-126	Los Angeles
3/10/85	L	111-129	Kansas City
4/3/85	W	124-122	Los Angeles
10/25/85	W	108-104	Sacramento
12/4/85	W	128-103	Los Angeles
12/21/85	W	117-116	Sacramento
3/14/86	W	105-104	Los Angeles
3/29/86	W	112-103	Sacramento
10/31/86	L	106-107	Sacramento
12/18/86	L	113-117	Los Angeles
2/28/87	W	111-106	Los Angeles
3/28/87	L	91-113	Sacramento
4/2/87	L	115-125	Los Angeles
12/4/87	W	98-84	Los Angeles
12/15/87	L	108-128	Sacramento
3/20/88	W	116-112	Los Angeles
4/2/88	W	105-103	Sacramento
4/19/88	L	105-120	Sacramento
11/16/88	W	112-101	Los Angeles
11/29/88	L	95-123	Sacramento
1/11/89	L	104-106	Los Angeles
3/29/89	W	114-108	Los Angeles
4/22/89	L	89-104	Sacramento
12/2/89	W	114-84	Los Angeles
1/22/90	L	104-136	Sacramento
2/19/90	L	97-99	Los Angeles
2/20/90	L	90-99	Sacramento
4/3/90	W	114-105	Sacramento
11/2/90	W	90-80	Los Angeles
12/23/90	W	109-99	Los Angeles
2/12/91	L	101-103	Sacramento
4/7/91	W	119-109	Los Angeles
4/21/91	L	101-105	Sacramento
11/1/91	L	90-94	Sacramento
1/31/92	L	109-112	Sacramento
3/10/92	W	120-109	Sacramento
3/15/92	W	131-105	Los Angeles
4/14/92	L	97-103	Los Angeles
11/10/92	L	97-99	Sacramento
11/11/92	W	109-101	Los Angeles
2/6/93	W	119-110	Los Angeles
2/23/93	W	123-116	Los Angeles
3/23/93	L	104-121	Sacramento
12/12/93	W	112-102	Sacramento
2/5/94	W	122-110	Los Angeles
2/9/94	L	95-105	Sacramento
2/25/94	W	121-111	Los Angeles
4/11/94	L	97-118	Sacramento
1/21/95	L	86-92	Los Angeles(A)
2/18/95	L	92-109	Sacramento
3/12/95	L	93-105	Los Angeles
4/8/95	W	* 112-105	Sacramento
4/11/95	L	85-117	Los Angeles
11/5/95	L	82-99	Sacramento
12/21/95	W	103-96	Los Angeles
2/29/96	W	122-110	Los Angeles
4/14/96	L	96-101	Sacramento
12/14/96	W	106-94	Los Angeles
12/23/96	L	88-100	Sacramento
2/13/97	L	98-105	Sacramento
3/19/97	W	108-98	Los Angeles

DATE	W-L	LAC-SAC	SITE
11/7/97	W	98-85	Sacramento
11/26/97	W	99-97	Los Angeles
1/6/98	L	89-105	Sacramento
4/18/98	W	83-77	Los Angeles(A)
3/11/99	W	106-92	Los Angeles
4/19/99	L	98-102	Los Angeles(A)
4/29/99	L	81-103	Sacramento
12/23/99	W	97-91	Los Angeles
1/18/00	L	98-104	Sacramento
3/15/00	L	78-98	Sacramento
3/18/00	L	83-104	Los Angeles
1/27/01	L	89-101	Los Angeles
2/27/01	L	* 93-106	Sacramento
3/2/01	W	88-81	Los Angeles
4/10/01	L	* 109-116	Sacramento
12/22/01	W	101-85	Los Angeles
1/2/02	L	91-105	Sacramento
3/26/02	L	90-107	Sacramento
4/12/02	L	106-125	Los Angeles
11/20/02	L	89-93	Los Angeles
11/29/02	L	94-107	Sacramento
1/18/03	W	112-107	Los Angeles
3/27/03	L	83-93	Sacramento
12/9/03	L	95-105	Sacramento
1/3/04	L	109-116	Los Angeles
1/19/04	L	100-125	Los Angeles
3/2/04	L	106-113	Sacramento
1/15/05	L	95-99	Sacramento
1/17/05	L	83-89	Los Angeles
3/11/05	L	112-113	Sacramento
3/19/05	L	* 107-111	Los Angeles
12/27/05	L	93-110	Los Angeles
1/6/06	L	114-118	Sacramento
4/2/06	L	96-106	Sacramento
4/7/06	L	93-96	Los Angeles
11/28/06	L	80- 93	Sacramento
12/29/06	W	102- 93	Los Angeles
3/30/07	W	105-101	Sacramento
4/15/07	L	100-105	Los Angeles
12/7/07	W	97-87	Sacramento
1/23/08	W	111-85	Los Angeles
3/5/08	W	** 116-109	Los Angeles
4/3/08	L	98-110	Sacramento
11/12/08	L	98-103	Los Angeles
12/30/08	L	90-92	Sacramento
2/27/09	L	86-98	Sacramento
4/10/09	W	109-78	Los Angeles
2/20/10	W	99-89	Los Angeles
2/28/10	L	92-97	Sacramento
3/21/10	L	89-102	Los Angeles
4/8/10	L	94-116	Sacramento
11/25/10	W	100-82	Los Angeles
12/6/10	L	91-98	Los Angeles
12/27/10	W	100-99	Sacramento
2/28/11	L	99-105	Sacramento
3/1/12	W	108-100	Sacramento
4/5/12	W	93-85	Sacramento
4/7/12	W	109-94	Los Angeles

** Indicates overtime (1-5)*
*** Indicates double overtime (0-1)*
(D) Indicates game played in Dayton
(SL) Indicates game played in St. Louis
(A) Indicates game played at Arrowhead Pond of Anaheim

2011-12 CLIPPERS VS. KINGS

2011-2012 SEASON SERIES (3-0)

PLAYER	G-GS	MIN	FG-FGA	PCT	3FG-FGA	PCT	FT-FTA	PCT	- REBOUNDS - OFF	DEF	TOT	AST	PF-DQ	STL	TO	BLK	PTS	AVG	HI
Foye	3-3	99	22-44	.500	11-22	.500	6-6	1.000	3	11	14	8	5-0	1	4	2	61	20.3	25
Griffin	3-3	103	26-38	.684	0-1	.000	3-13	.231	7	25	32	10	6-0	3	6	1	55	18.3	27
Paul	3-3	105	19-48	.396	2-6	.333	14-16	.875	3	9	12	32	5-0	15	10	0	54	18.0	22
Williams	1-0	25	7-14	.500	4-7	.571	0-0	—	1	0	1	5	0-0	3	1	0	18	18.0	18
Butler	3-3	71	17-37	.459	3-10	.300	2-2	1.000	2	6	8	5	1-0	3	6	0	39	13.0	14
Young (TOT)	3-1	82	11-40	.275	6-20	.300	1-1	1.000	2	4	6	4	5-0	3	5	1	29	9.7	17
Young (LAC)	2-0	47	5-17	.294	2-10	.200	0-0	—	1	3	4	3	3-0	2	3	1	12	6.0	7
Bledsoe	3-0	47	7-14	.500	1-2	.500	8-10	.800	2	4	6	13	9-1	3	7	1	23	7.7	13
Martin	3-0	74	10-16	.625	1-1	1.000	0-2	.000	2	9	11	1	9-0	5	1	7	21	7.0	8
Simmons	3-0	43	7-16	.438	4-8	.500	0-0	—	1	4	5	1	3-0	1	2	1	18	6.0	13
Jordan	3-3	57	3-7	.429	0-0	—	0-0	—	4	8	12	2	9-0	1	3	5	6	2.0	4
Evans	3-0	38	1-4	.250	0-0	—	1-2	.500	4	10	14	1	6-0	1	1	1	3	1.0	2
Cook	1-0	2	0-0	—	0-0	—	0-0	—	0	1	1	0	0-0	0	0	0	0	0.0	0
Gomes	1-0	3	0-1	.000	0-1	.000	0-0	—	0	0	0	0	0-0	0	0	0	0	0.0	0
Thompkins	2-0	6	0-5	.000	0-1	.000	0-0	—	0	0	0	0	0-0	0	0	1	0	0.0	0
CLIPPERS	**3**	**720**	**124-261**	**.475**	**28-69**	**.406**	**34-51**	**.667**	**30**	**90**	**120**	**81**	**56-1**	**38**	**44**	**20**	**310**	**103.3**	**109**
KINGS	**3**	**720**	**106-245**	**.433**	**20-59**	**.339**	**47-66**	**.712**	**37**	**89**	**126**	**53**	**59-1**	**23**	**56**	**21**	**279**	**93.0**	**100**

SAN ANTONIO SPURS

GREGG POPOVICH

Record:
847-399 (.680)
w/ Spurs:
847-399 (.680)

One AT&T Center
San Antonio, TX 78219
Phone: (210) 444-5000
www.spurs.com

Chairman & CEO	Peter M. Holt
President of Basketball Operations/Head Coach	Gregg Popovich
President of Sports Franchises/General Manager	R.C. Buford
Assistant Coaches	Mike Budenholzer, Brett Brown, Chip Engelland, Chad Forcier, Ime Udoka
Head Athletic Trainer	Will Sevening
Strength & Conditioning Coach	Matt Herring
Director of Media Services	**Tom James**
Basketball Communications Manager	**Kris Davis**
Team Colors	Metallic Silver, Black, Teal, Fushia, Orange
Home Court	SBC Center (19,797), 2002
Radio	WOIA (1200 AM) - Bill Schoening; KCOR (1350 AM Spanish) - Paul Castro
Television	KENS (Ch. 5), KMYS (Ch. 35); FOX Sports Southwest (Channel 26) Bill Land, Sean Elliott, Malik Rose and Andrew Monaco

SERIES HISTORY

All-Time: 30-115 (Home: 21-51, Road 9-64)

2011-12: 1-2

Current Overall Streak: Won 1

Home Streak: Lost 2
Last Win: December 1, 2010 (90-85)
Last Loss: February 18, 2012 (100-103)OT

Road Streak: Won 1
Last Win: March 9, 2012 (120-108)
Last Loss: November 10, 2010 (120-108)

Largest Margin of Victory:
Home: 15 (106-91), March 23, 1997
Road: 17 (118-101), February 20, 1982

Largest Margin of Defeat:
Home: 29 (67-96), January 29, 2001
Road: 38 (125-163), November 8, 1978

SPURS 2011-12 REVIEW

Record:
50-16 (.758), 1st place, Southwest Division

Team Leaders:
Points: Parker (1,095)
Rebounds: Duncan (520)
Assists: Parker (463)

vs. Clippers:

12/28/11	LAC	90	at	**SA**	**115**
2/18/12	**SA**	**103**	at	LAC	100 OT
3/9/12	**LAC**	**120**	at	SA	108

2012 Playoffs:
1st Round vs. Utah (4-0);
2nd Round Clippers (4-0); Conf.
Finals vs. Oklahoma City (2-4)

2012 Draft Choices: Marcus Denmon (59)

ABOUT THE SPURS

All-time record:
2,142-1,506 (.587)

All-time NBA record:
1,764-1,140 (.607)

Franchise Locations:
Dallas Chaparrals (1967-73, ABA)
San Antonio Spurs (1973-76, ABA)
San Antonio Spurs (1976 to present, NBA)

2011-12 SPURS VS. CLIPPERS

2011-2012 SEASON SERIES (2-1)

PLAYER	G-GS	MIN	FG-FGA	PCT	3FG-FGA	PCT	FT-FTA	PCT	- REBOUNDS - OFF	DEF	TOT	AST	PF-DQ	STL	TO	BLK	PTS	AVG	HI
Parker	2-2	71	17-31	.548	0-2	.000	10-13	.769	1	5	6	19	3-0	0	3	0	44	22.0	30
Jackson (TOT)	1-1	45	4-18	.222	3-9	.333	7-8	.875	2	2	4	2	3-0	2	4	0	18	18.0	18
Neal	2-1	61	10-24	.417	6-13	.462	9-14	.643	0	6	6	5	3-0	3	1	0	35	17.5	18
Ginobili	3-1	73	13-23	.565	9-16	.563	13-13	1.000	1	6	7	15	5-0	2	5	1	48	16.0	24
Duncan	3-3	96	17-40	.425	0-0	—	4-15	.267	8	21	29	6	5-0	0	1	2	38	12.7	17
Blair	3-3	62	18-26	.692	0-0	—	0-0	—	7	4	11	5	9-0	1	5	0	36	12.0	20
Jefferson	3-3	77	12-20	.600	4-9	.444	4-4	1.000	1	9	10	3	9-0	0	3	1	32	10.7	19
Green	3-2	76	10-21	.476	7-11	.636	0-0	—	3	5	8	1	6-0	5	3	1	27	9.0	16
Bonner	3-0	76	9-25	.360	6-16	.375	0-0	—	0	13	13	5	6-0	2	1	1	24	8.0	13
Anderson	2-0	27	5-10	.500	0-3	.000	4-4	1.000	1	2	3	1	2-0	0	3	0	14	7.0	12
Diaw (TOT)	1-1	24	3-10	.300	1-6	.167	0-0	—	0	1	1	2	2-0	0	0	2	7	7.0	7
Leonard	3-0	58	7-15	.467	2-5	.400	0-0	—	6	11	17	4	7-0	1	2	2	16	5.3	10
Ford	1-0	20	1-3	.333	0-1	.000	2-2	1.000	0	2	2	5	2-0	1	3	0	4	4.0	4
Splitter	3-0	41	4-9	.444	0-0	—	0-3	.000	0	6	6	3	9-0	1	5	3	8	2.7	4
Joseph	3-0	4	0-3	.000	0-1	.000	0-0	—	0	2	2	0	0-0	0	0	0	0	0.0	0
SPURS	**3**	**745**	**123-250**	**.492**	**34-77**	**.442**	**46-68**	**.676**	**28**	**92**	**120**	**72**	**66-0**	**16**	**37**	**11**	**326**	**108.7**	**115**
CLIPPERS	**3**	**745**	**108-247**	**.437**	**29-73**	**.397**	**65-80**	**.813**	**32**	**92**	**124**	**59**	**58-1**	**22**	**39**	**5**	**310**	**103.3**	**120**

SAN ANTONIO SPURS

DATE	W-L	LAC-SA	SITE
11/16/76	L	112-114	San Antonio
11/23/76	L	115-122	Buffalo
1/3/77	L	109-142	San Antonio
3/5/77	L	109-120	Buffalo
11/5/77	L	101-111	Buffalo
11/17/77	L	108-111	San Antonio
3/2/78	L	107-128	San Antonio
3/14/78	W	*123-115	Buffalo
10/18/78	L	125-127	San Diego
11/8/78	L	125-163	San Antonio
1/11/79	L	111-140	San Antonio
2/7/79	L	113-126	San Diego
10/31/79	L	123-130	San Diego
1/22/80	L	109-129	San Antonio
10/21/80	L	120-123	San Antonio
10/25/80	L	98-116	San Diego
11/13/80	L	107-113	San Diego
3/14/81	W	126-118	San Diego
3/22/81	L	99-107	San Antonio
12/23/81	L	109-114	San Diego
12/29/81	L	107-119	San Antonio
2/20/82	W	118-101	San Antonio
3/9/82	W	138-127	San Diego
3/23/82	L	98-106	San Antonio
11/11/82	W	109-105	San Diego
12/29/82	L	115-124	San Antonio
3/4/83	L	99-107	San Diego
3/15/83	L	109-130	San Antonio
3/17/83	L	101-111	San Diego
11/25/83	L	120-133	San Antonio
12/7/83	W	106-102	San Diego
12/14/83	L	114-129	San Antonio
3/18/84	L	135-140	San Diego
4/7/84	L	112-126	San Antonio
12/1/84	L	110-142	San Antonio
12/9/84	W	126-123	Los Angeles
2/7/85	L	108-120	San Antonio
2/18/85	W	125-121	Los Angles
3/31/85	L	115-126	Los Angeles
11/29/85	L	106-134	San Antonio
12/20/85	L	104-119	Los Angeles
1/21/86	W	97-96	San Antonio
3/7/86	L	126-142	San Antonio
3/26/86	L	97-105	Los Angeles
11/22/86	L	102-109	Los Angeles
1/19/87	L	106-113	San Antonio
1/30/87	L	*120-124	Los Angeles
2/13/87	W	110-96	San Antonio
3/22/87	L	*112-116	Los Angeles
11/17/87	L	*121-122	San Antonio
12/23/87	L	97-111	Los Angeles
1/23/88	L	100-106	San Antonio
3/16/88	L	110-113	San Antonio
4/1/88	L	91-105	Los Angeles
12/23/88	W	114-108	San Antonio
2/3/89	L	101-106	Los Angeles
3/13/89	W	115-103	San Antonio
3/31/89	W	109-106	Los Angeles
11/24/89	L	89-90	Los Angeles
1/24/90	L	98-106	San Antonio
2/25/90	L	106-107	Los Angeles
4/12/90	L	98-105	San Antonio
1/22/91	L	100-106	San Antonio
2/22/91	W	107-101	Los Angeles
3/13/91	W	97-93	Los Angeles
4/16/91	L	98-128	San Antonio
11/13/91	L	93-107	San Antonio
12/4/91	W	92-81	Los Angeles
1/21/92	L	100-114	San Antonio
2/17/92	W	124-110	Los Angeles
12/25/92	L	94-103	Los Angeles
2/9/93	L	97-112	San Antonio
2/15/93	L	99-102	Los Angeles
4/8/93	L	108-112	San Antonio
11/13/93	W	92-90	Los Angeles
11/22/93	L	98-110	San Antonio
3/4/94	L	113-121	San Antonio
4/24/94	L	97-112	Los Angeles
1/7/95	L	88-103	Los Angeles
1/10/95	L	97-108	San Antonio
4/4/95	L	89-113	Los Angeles
4/21/95	L	96-107	San Antonio
11/25/95	L	91-100	Los Angeles
11/29/95	L	86-105	San Antonio
1/31//96	L	106-115	San Antonio
2/27/96	W	95-90	Los Angeles(A)
11/20/96	W	93-81	San Antonio
12/12/96	W	97-94	Los Angeles
1/5/97	W	93-84	San Antonio
3/23/97	W	106-91	Los Angeles
12/4/97	W	*100-96	Los Angeles
12/10/97	L	87-102	San Antonio
1/28/98	L	86-109	San Antonio
1/30/98	L	87-97	Los Angeles
3/6/99	L	85-114	San Antonio
4/3/99	L	82-103	San Antonio
4/26/99	L	88-94	Los Angeles
11/10/99	L	94-99	Los Angeles
1/17/00	L	93-99	Los Angeles
1/25/00	L	82-105	San Antonio
3/22/00	L	78-103	San Antonio
1/29/01	L	67-96	Los Angeles
1/31/01	L	70-92	San Antonio
3/12/01	L	81-99	San Antonio
4/7/01	L	83-93	Los Angeles
10/30/01	L	98-109	San Antonio
1/31/02	W	91-87	San Antonio
2/14/02	L	76-89	Los Angeles
3/25/02	L	85-91	Los Angeles
12/13/02	L	84-97	San Antonio
12/16/02	W	91-79	Los Angeles
1/5/03	L	86-94	Los Angeles
3/14/03	L	96-107	San Antonio
12/1/03	W	91-83	Los Angeles
12/23/03	L	90-111	San Antonio
3/10/04	L	90-108	San Antonio
4/11/04	L	79-88	Los Angeles
12/31/04	L	79-98	Los Angeles
1/19/05	L	79-80	San Antonio
4/6/05	L	82-91	San Antonio
4/9/05	L	*124-125	Los Angeles
12/13/05	L	*87-95	San Antonio
3/7/06	W	98-85	Los Angeles
3/28/06	L	87-98	Los Angeles
12/8/06	L	82-111	San Antonio
12/11/06	L	81-103	Los Angeles
3/5/07	L	74-88	Los Angeles
3/13/07	L	84-93	San Antonio
12/22/07	L	90-99	San Antonio
1/6/08	L	82-88	Los Angeles
3/26/08	L	88-97	San Antonio
11/17/08	L	83-86	Los Angeles
1/8/09	L	84-106	San Antonio
3/2/09	L	78-106	Los Angeles
3/27/09	L	98-111	San Antonio
12/13/09	L	90-115	Los Angeles
12/21/09	L	87-103	San Antonio
2/6/10	L	81-98	Los Angeles
3/13/10	L	88-118	San Antonio
11/1/10	L	88-97	Los Angeles
11/10/10	L	95-107	San Antonio
12/1/10	W	90-85	Los Angeles
12/28/11	L	90-115	Los Angeles
2/18/12	L	*100-103	Los Angeles
3/9/12	W	120-108	San Antonio

** Indicates overtime (3-5)*
(A) Indicates game played at Arrowhead Pond of Anaheim

2011-12 CLIPPERS VS. SPURS

2011-2012 SEASON SERIES (1-2)

PLAYER	G-GS	MIN	FG-FGA	PCT	3FG-FGA	PCT	FT-FTA	PCT	- REBOUNDS - OFF	DEF	TOT	AST	PF-DQ	STL	TO	BLK	PTS	AVG	HI
Paul	3-3	115	21-49	.429	5-11	.455	20-21	.952	2	7	9	26	6-0	8	5	0	67	22.3	36
Griffin	3-3	112	27-51	.529	0-0	—	11-17	.647	13	25	38	6	12-1	0	5	0	65	21.7	28
Young (TOT)	1-0	24	7-10	.700	4-5	.800	0-0	—	0	2	2	0	2-0	1	3	1	18	18.0	18
Williams	3-0	89	19-39	.487	10-16	.625	5-6	.833	0	6	6	7	4-0	3	3	0	53	17.7	33
Butler	3-3	99	13-29	.448	3-12	.250	10-11	.909	2	4	6	7	6-0	1	3	0	39	13.0	14
Foye	3-2	84	14-35	.400	7-20	.350	3-4	.750	1	4	5	5	5-0	1	3	0	38	12.7	21
Billups	1-1	28	2-5	.400	2-4	.500	5-5	1.000	0	0	0	1	2-0	1	1	1	11	11.0	11
Jordan	3-3	65	6-12	.500	0-0	—	6-10	.600	7	12	19	0	11-0	3	6	3	18	6.0	8
Gomes	2-0	34	3-8	.375	1-4	.250	2-2	1.000	2	4	6	2	1-0	0	1	0	9	4.5	5
Martin	1-0	30	1-4	.250	0-1	.000	1-2	.500	0	7	7	2	2-0	2	3	0	3	3.0	3
Simmons	1-0	28	1-6	.167	1-3	.333	0-0	—	1	6	7	1	4-0	2	1	0	3	3.0	3
Cook	1-0	8	0-1	.000	0-0	—	2-2	1.000	0	1	1	0	1-0	1	0	1	2	2.0	2
Evans	2-0	34	1-3	.333	0-0	—	0-0	—	4	11	15	0	3-0	0	1	0	2	1.0	2
Bledsoe	2-0	12	0-3	.000	0-2	.000	0-0	—	0	3	3	2	1-0	0	0	0	0	0.0	0
Leslie	1-0	4	0-1	.000	0-0	—	0-0	—	0	2	2	0	0-0	0	0	0	0	0.0	0
Thompkins	1-0	4	0-1	.000	0-0	—	0-0	—	0	0	0	0	0-0	0	1	0	0	0.0	0
CLIPPERS	**3**	**745**	**108-247**	**.437**	**29-73**	**.397**	**65-80**	**.813**	**32**	**92**	**124**	**59**	**58-1**	**22**	**39**	**5**	**310**	**103.3**	**120**
SPURS	**3**	**745**	**123-250**	**.492**	**34-77**	**.442**	**46-68**	**.676**	**28**	**92**	**120**	**72**	**66-0**	**16**	**37**	**11**	**326**	**108.7**	**115**

TORONTO RAPTORS



DWANE CASEY

Record:
56-112 (.333)
w/ Raptors:
23-43 (.348)

50 Bay Street, Suite 500
Toronto, Ontario M5J 2L2
Phone: (416) 815-5600
www.raptors.com

Chairman of the Board	Larry Tanenbaum
President and General Manager	Bryan Colangelo
Head Coach	Dwane Casey
Assistant Coaches	Johnny Davis, Tom Sterner, Micah Nori, Scott Roth,
Assistant Coach/Basketball Development	Eric Hughes
Head Athletic Trainer	Scott McCullough
Strength & Conditioning Coach	Jon Lee
Director, Media Relations	**Jim LaBumbard**
Manager, Media Relations	**Roven Yau**
Coordinator, Media Relations	**Phil Summers**
Team Colors	Red, Silver and Black
Home Court	Air Canada Centre (19,800), 1999
Radio	SportsNet 590 The Fan - (590 AM) - Paul Jones, Eric Smith
Television	TSN, TSN2, Sportsnet, Sportsnet One - Matt Devlin, Leo Rautins, Jack Armstrong, Sherman Hamilton

SERIES HISTORY

All-Time: 12-19 (Home: 7-8, Road 5-11)

2011-12: 1-0

Current Overall Streak: Won 2

Home Streak: Won 2
Last Win: January 22, 2012 (103-91)
Last Loss: November 13, 2009 (89-104)

Road Streak: Lost 3
Last Win: February 8, 2008 (102-98)
Last Loss: February 13, 2011 (93-98)

Largest Margin of Victory:
Home: 32 (152-120), March 13, 1998
Road: 12 (110-122), February 4, 2007

Largest Margin of Defeat:
Home: 22 (75-97), December 22, 2008
Road: 24 (76-100), March 22, 2009

RAPTORS 2011-12 REVIEW

Record:
23-43 (.348), 4th Place, Atlantic Division

Team Leaders:
Points: DeRozan (1,054)
Rebounds: Davis (438)
Assists: Calderon (468)

vs. Clippers:
1/22/12 Tor 91 at **LAC 103**

2012 Playoffs:
None

2012 Draft Choice:
Terrance Ross (8), Quincy Acy (37), Tomislav Zubcic (56)

ABOUT THE RAPTORS

All-time record:
547-799 (.406)

Franchise Locations:
Toronto Raptors (1995 to present)

2011-12 RAPTORS VS. CLIPPERS

2011-2012 SEASON SERIES (0-1)

									- REBOUNDS -										
PLAYER	G-GS	MIN	FG-FGA	PCT	3FG-FGA	PCT	FT-FTA	PCT	OFF	DEF	TOT	AST	PF-DQ	STL	TO	BLK	PTS	AVG	HI
Barbosa	1-0	24	7-12	.583	3-4	.750	2-2	1.000	0	1	1	1	5-0	3	0	0	19	19.0	19
Kleiza	1-0	29	5-10	.500	2-5	.400	4-4	1.000	2	2	4	3	3-0	1	4	0	16	16.0	16
DeRozan	1-1	33	4-19	.211	0-2	.000	7-8	.875	6	2	8	1	4-0	3	2	0	15	15.0	15
Bayless	1-0	18	2-9	.222	0-1	.000	3-4	.750	1	0	1	5	0-0	2	3	0	7	7.0	7
Davis	1-1	31	1-5	.200	0-0	—	5-6	.833	0	5	5	1	4-0	0	0	1	7	7.0	7
Forbes	1-0	8	2-4	.500	0-2	.000	3-4	.750	0	0	0	1	1-0	1	2	0	7	7.0	7
J. Johnson	1-1	19	3-8	.375	1-2	.500	0-0	—	0	2	2	2	4-0	2	2	3	7	7.0	7
Gray	1-0	15	3-3	1.000	0-0	—	0-1	.000	4	4	8	1	4-0	2	0	0	6	6.0	6
Butler	1-0	17	1-2	.500	1-1	1.000	0-0	—	0	4	4	2	2-0	1	1	0	3	3.0	3
Calderon	1-1	24	1-8	.125	1-2	.500	0-0	—	0	2	2	4	0-0	0	2	0	3	3.0	3
A. Johnson	1-1	7	0-0	—	0-0	—	1-2	.500	0	1	1	0	2-0	0	1	0	1	1.0	1
Magloire	1-0	13	0-1	.000	0-0	—	0-0	—	1	3	4	0	2-0	0	1	0	0	0.0	0
RAPTORS	**1**	**240**	**29-81**	**.358**	**8-19**	**.421**	**25-31**	**.806**	**14**	**26**	**40**	**21**	**31-0**	**15**	**18**	**4**	**91**	**91.0**	**91**
CLIPPERS	**1**	**240**	**35-72**	**.486**	**8-21**	**.381**	**25-40**	**.625**	**9**	**35**	**44**	**26**	**24-0**	**14**	**22**	**9**	**103**	**103.0**	**103**

TORONTO RAPTORS

DATE	W-L	LAC-TOR	SITE
2/3/96	L	*113-119	Los Angeles
4/2/96	L	*103-104	Toronto
1/7/97	W	87-80	Toronto
2/28/97	W	94-92	Los Angeles
1/14/98	L	101-109	Toronto
3/13/98	W	152-120	Los Angeles
3/19/99	L	82-93	Toronto
11/19/99	L	100-106	Toronto
3/8/00	L	94-95	Los Angeles
12/1/00	L	*95-104	Toronto
1/2/01	W	110-97	Los Angeles
11/16/01	L	85-94	Los Angeles
1/13/02	W	79-72	Toronto
2/2/03	L	86-100	Toronto
3/16/03	W	111-110	Los Angeles
12/28/03	L	88-94	Los Angeles
1/9/04	W	76-68	Toronto
11/16/04	W	101-89	Los Angeles
2/13/05	L	106-109	Toronto
11/23/05	W	103-100	Los Angeles
2/5/06	W	*115-113	Toronto
12/20/06	L	96-98	Los Angeles
2/4/07	L	110-122	Toronto
12/18/07	L	80-77	Los Angeles
2/8/08	W	102-98	Toronto
12/22/08	L	75-97	Los Angeles
3/22/09	L	76-100	Toronto
11/13/09	L	89-104	Los Angeles
3/31/10	L	92-114	Toronto
2/13/11	L	93-98	Toronto
3/26/11	W	94-90	Los Angeles
1/22/12	W	103-91	Los Angeles

** Indicates overtime (1-3)*

2011-12 CLIPPERS VS. RAPTORS

2011-2012 SEASON SERIES (1-0)

PLAYER	G-GS	MIN	FG-FGA	PCT	3FG-FGA	PCT	FT-FTA	PCT	- REBOUNDS - OFF	DEF	TOT	AST	PF-DQ	STL	TO	BLK	PTS	AVG	HI
Williams	1-0	27	8-15	.533	3-6	.500	7-7	1.000	0	0	0	2	5-0	1	5	1	26	26.0	26
Young (TOT)	3-3	105	22-51	.431	5-12	.417	16-19	.842	4	6	10	3	7-0	2	2	1	65	21.7	29
Griffin	1-1	31	6-11	.545	0-0	—	6-14	.429	0	9	9	3	1-0	1	3	1	18	18.0	18
Jordan	1-1	25	7-9	.778	0-0	—	2-4	.500	5	11	16	0	2-0	1	0	2	16	16.0	16
Butler	1-1	24	6-10	.600	1-2	.500	2-5	.400	0	2	2	0	1-0	1	2	1	15	15.0	15
Foye	1-1	30	5-8	.625	3-4	.750	2-2	1.000	0	3	3	4	2-0	2	4	3	15	15.0	15
Billups	1-1	31	1-9	.111	1-7	.143	2-2	1.000	0	1	1	14	1-0	1	2	1	5	5.0	5
Thompkins	1-0	3	1-2	.500	0-0	—	1-2	.500	0	0	0	0	1-0	0	0	0	3	3.0	3
Gomes	1-0	24	1-5	.200	0-1	.000	0-0	—	1	7	8	2	2-0	3	0	0	2	2.0	2
Jones	1-0	23	0-1	.000	0-0	—	2-2	1.000	2	0	2	1	3-0	2	0	0	2	2.0	2
Evans	1-0	14	0-1	.000	0-0	—	1-2	.500	1	2	3	0	4-0	2	1	0	1	1.0	1
Fortson	1-0	6	0-1	.000	0-1	.000	0-0	—	0	0	0	0	1-0	0	3	0	0	0.0	0
Leslie	1-0	3	0-0	—	0-0	—	0-0	—	0	0	0	0	1-0	0	0	0	0	0.0	0
CLIPPERS	**1**	**240**	**35-72**	**.486**	**8-21**	**.381**	**25-40**	**.625**	**9**	**35**	**44**	**26**	**24-0**	**14**	**22**	**9**	**103**	**103.0**	**103**
RAPTORS	**1**	**240**	**29-81**	**.358**	**8-19**	**.421**	**25-31**	**.806**	**14**	**26**	**40**	**21**	**31-0**	**15**	**18**	**4**	**91**	**91.0**	**91**

UTAH JAZZ

TYRONE CORBIN

Record:
44-50 (.460)
w/ Jazz:
44-50 (.460)

301 W. South Temple
Salt Lake City, UT 84101
Phone: (801) 325-2500
www.utahjazz.com

Owner	Gail Miller (The Utah Jazz is a part of Larry H. Miller Group of Companies)
Chief Executive Officer	Greg Miller
President	Randy Rigby
Executive Vice President of Basketball Operations	Kevin O'Connor
General Manager	Dennis Lindsey
Vice President of Player Personnel	Walt Perrin
Head Coach	Tyrone Corbin
Assistant Coaches	Sidney Lowe, Jeff Hornacek, Michael Sanders
Assistant Coach/Player Development	Brad Jones, Mark McKown
Head Athletic Trainer	Gary Briggs
Senior Vice President, Communications	**Linda Luchetti**
Director, Communications	**Jonathan Rinehart**
Senior Manager, Communications	**Derek Garduño**
Manager, Communications	**Hannah Lee**
Team Colors	Navy, Dark Yellow, Dark Green and Gray
Home Court	EnergySolutions Arena (19,911), 1991
Radio	KZNS (KZNS 1280 AM/97.5 FM) - David Locke, Ron Boone
Television	ROOT Sports (Cable) - Craig Bolerjack, Matt Harpring

SERIES HISTORY

All-Time: 61-98 (Home: 44-40, Road 18-64)
2011-12: 2-1
Current Overall Streak: Won 2
Home Streak: Won 1
Last Win: March 31, 2012 (105-96)
Last Loss: December 29, 2010 (95-103)
Road Streak: Won 1
Last Win: February 1, 2012 (107-105)
Last Loss: January 17, 2012 (79-108)
Largest Margin of Victory:
Home: 34 (131-97), January 18, 1986
Road: 15 (2) (113-98), March 8, 1980
Largest Margin of Defeat:
Home: 40 (91-131), December 7, 1985
Road: 40 (90-130), January 25, 1986

JAZZ 2011-12 REVIEW

Record:
36-30 (.545), 3rd Place, Northwest Division
Team Leaders:
Points: Jefferson (1,170)
Rebounds: Jefferson (585)
Assists: Harris (316)
vs. Clippers:

1/17/12	LAC	79	at	**Utah 108**
2/1/12	**LAC**	**107**	at	Utah 105
3/31/12	Utah	96	at	**LAC 105**

2012 Playoffs:
None
2012 Draft Choices:
Kevin Murphy (47)

ABOUT THE JAZZ

All-time record:
1,669-1,399 (.544)
Franchise Locations:
New Orleans Jazz (1974-79)
Utah Jazz (1979 to present)

2011-12 JAZZ VS. CLIPPERS

2011-2012 SEASON SERIES (1-2)

PLAYER	G-GS	MIN	FG-FGA	PCT	3FG-FGA	PCT	FT-FTA	PCT	- REBOUNDS - OFF	DEF	TOT	AST	PF-DQ	STL	TO	BLK	PTS	AVG	HI
Jefferson	3-3	99	29-56	.518	0-0	—	5-7	.714	5	24	29	10	7-0	3	5	1	63	21.0	27
Millsap	3-3	90	18-37	.486	1-2	.500	15-16	.938	9	13	22	6	12-0	3	2	0	52	17.3	20
Miles	3-1	76	15-28	.536	6-11	.545	12-14	.857	0	8	8	2	8-0	5	1	0	48	16.0	19
Hayward	3-3	87	9-27	.333	0-5	.000	11-15	.733	1	12	13	5	4-0	2	4	3	29	9.7	14
Favors	2-0	36	5-10	.500	0-0	—	9-10	.900	3	6	9	1	2-0	1	4	2	19	9.5	14
Harris	3-3	90	9-19	.474	1-6	.167	7-10	.700	1	3	4	14	7-0	3	6	0	26	8.7	13
Bell	1-1	29	3-8	.375	1-2	.500	1-1	1.000	0	2	2	1	1-0	0	0	0	8	8.0	8
Kanter	3-0	46	9-13	.692	0-0	—	5-6	.833	5	6	11	0	6-0	0	0	0	23	7.7	10
Burks	3-0	47	5-19	.263	0-1	.000	6-9	.667	1	7	8	4	5-0	0	0	0	16	5.3	11
Evans	2-0	17	4-4	1.000	0-0	—	1-2	.500	0	3	3	1	2-0	0	1	2	9	4.5	9
Howard	1-1	22	2-6	.333	0-1	.000	0-1	.000	0	3	3	1	2-0	0	1	0	4	4.0	4
Watson	3-0	56	3-7	.429	1-3	.333	2-5	.400	2	4	6	12	6-0	2	6	2	9	3.0	4
Tinsley	2-0	13	1-3	.333	0-0	—	0-0	—	0	0	0	2	0-0	1	1	1	2	1.0	2
Carroll (TOT)	2-0	16	0-3	.000	0-0	—	1-2	.500	2	1	3	2	2-0	0	0	0	1	0.5	1
Carroll (UTA)	1-0	11	0-3	.000	0-0	—	1-2	.500	2	1	3	1	2-0	0	0	0	1	1.0	1
JAZZ	**3**	**720**	**112-240**	**.467**	**10-31**	**.323**	**75-98**	**.765**	**29**	**92**	**121**	**60**	**64-0**	**20**	**32**	**11**	**309**	**103.0**	**108**
CLIPPERS	**3**	**720**	**112-244**	**.459**	**19-63**	**.302**	**48-68**	**.706**	**30**	**100**	**130**	**58**	**69-0**	**18**	**39**	**14**	**291**	**97.0**	**107**

UTAH JAZZ

DATE	W-L	LAC-UTAH	SITE
10/22/74	W	134-118	Buffalo
11/6/74	W	110-98	New Orleans
1/19/75	W	117-112	New Orleans
2/27/75	W	110-100	Buffalo(T)
12/2/75	L	96-108	Buffalo
1/27/76	W	129-105	Buffalo
1/28/76	W	126-112	New Orleans
3/10/76	W	120-105	New Orleans
3/20/76	W	115-101	Buffalo
11/28/76	L	118-127	New Orleans
1/14/77	W	131-103	Buffalo
3/4/77	W	95-91	New Orleans
4/6/77	W	107-102	Buffalo
12/6/77	W	113-90	Buffalo
1/31/78	L	95-114	New Orleans
2/28/78	L	108-125	New Orleans
3/8/78	W	120-108	Buffalo
11/7/78	W	121-115	New Orleans
11/18/78	W	114-111	San Diego
1/9/79	W	114-107	New Orleans
2/15/79	W	122-112	San Diego
10/22/79	L	109-110	Utah
11/3/79	W	126-109	San Diego
12/21/79	W	110-98	Utah
12/23/79	W	*124-118	San Diego
1/12/80	W	119-102	San Diego
3/8/80	W	113-98	Utah
10/24/80	W	103-100	San Diego
12/20/80	W	103-91	Utah
1/16/81	L	109-112	Utah
2/22/81	W	108-93	San Diego
3/7/81	L	94-97	Utah
11/10/81	L	97-106	San Diego
11/25/81	L	100-102	Utah
1/9/82	W	125-118	San Diego
4/3/82	L	124-133	San Diego
4/12/82	L	107-122	Utah
12/15/82	L	113-119	Utah
1/5/83	W	*122-115	Utah
1/16/83	L	111-115	San Diego
2/20/83	W	107-97	San Diego
3/1/83	L	105-127	Utah
11/30/83	L	115-117	San Diego
1/13/84	L	119-122	San Diego
2/7/84	W	109-103	Utah (L)
4/12/84	L	94-113	Utah
4/14/84	W	146-128	San Diego
10/27/84	W	103-94	Utah
1/7/85	W	116-106	Los Angeles
2/15/85	L	100-109	Utah
3/20/85	W	121-110	Los Angeles
4/9/85	L	104-123	Utah
12/7/85	L	91-131	Los Angeles
1/18/86	W	131-97	Los Angeles
1/25/86	L	90-130	Utah
4/1/86	W	113-109	Utah

DATE	W-L	LAC-UTAH	SITE
4/2/86	W	97-94	Los Angeles
11/13/86	L	113-130	Utah
12/13/86	L	100-115	Utah
1/31/87	W	*114-113	Utah
2/5/87	L	103-126	Los Angeles
3/25/87	W	111-101	Los Angeles
11/10/87	W	100-88	Los Angeles
2/19/88	L	88-98	Los Angeles
2/20/88	L	103-120	Utah
4/12/88	L	93-100	Utah
4/20/88	L	106-112	Los Angeles
11/21/88	L	98-117	Utah
12/10/88	L	102-110	Los Angeles
4/17/89	L	102-108	Los Angeles
4/18/89	W	95-92	Utah
1/31/90	L	101-120	Utah
2/22/90	L	102-116	Los Angeles
3/21/90	L	102-118	Utah
3/24/90	L	79-112	Los Angeles
12/8/90	L	95-105	Los Angeles
12/29/90	L	102-131	Utah
3/27/91	W	95-89	Los Angeles
4/3/91	L	97-99	Utah
11/9/91	L	84-101	Utah
12/13/91	W	*102-101	Los Angeles
12/26/91	L	115-123	Utah
2/25/92	L	101-106	Los Angeles
11/14/92	L	104-124	Utah
1/27/93	W	107-97	Los Angeles
1/30/93	L	105-113	Utah
3/20/93	W	107-100	Los Angeles
2/16/94	L	99-103	Los Angeles
2/19/94	L	93-100	Utah
3/15/94	W	108-105	Los Angeles
4/9/94	L	104-128	Utah
2/7/95	L	88-101	Los Angeles
2/22/95	L	109-118	Utah
4/1/95	W	116-98	Los Angeles(A)
4/15/95	L	83-105	Utah
1/20/96	L	82-106	Los Angeles(A)
2/2/96	L	113-122	Utah
4/13/96	W	91-81	Los Angeles
4/16/96	L	85-108	Utah
11/2/96	L	90-95	Los Angeles
11/29/96	L	94-111	Utah
12/30/96	W	115-101	Los Angeles
3/22/97	L	94-107	Utah
11/29/97	L	91-94	Los Angeles
2/3/98	W	111-102	Los Angeles(A)
2/10/98	L	98-106	Utah
4/10/98	L	109-126	Utah
2/22/99	L	89-104	Utah
3/27/99	W	103-77	Los Angeles(A)
4/15/99	L	89-103	Los Angeles
5/4/99	L	82-99	Utah

DATE	W-L	LAC-UTAH	SITE
11/8/99	L	79-94	Los Angeles
1/15/00	L	75-112	Utah
4/4/00	L	93-103	Los Angeles
4/12/00	L	93-102	Utah
10/31/00	L	94-107	Utah
11/8/00	L	*87-93	Los Angeles
3/18/01	L	96-111	Los Angeles
4/17/01	L	92-97	Utah
11/23/01	L	101-106	Utah
12/7/01	L	86-102	Los Angeles
3/30/02	L	92-105	Los Angeles
4/3/02	L	87-99	Utah
11/26/02	L	94-99	Los Angeles
1/22/03	W	96-89	Utah
3/22/03	L	73-88	Utah
4/1/03	L	89-94	Los Angeles
12/5/03	L	67-86	Utah
1/23/04	W	93-82	Los Angeles
1/26/04	L	93-98	Utah
4/4/04	L	92-97	Los Angeles
12/14/04	L	91-93	Utah
12/29/04	W	101-90	Los Angeles
2/28/05	L	86-87	Utah
4/12/05	W	94-85	Los Angeles
1/16/06	W	102-93	Los Angeles
3/3/06	L	103-105	Utah
3/31/06	W	106-91	Los Angeles
11/4/06	L	90-112	Utah
12/13/06	L	86-105	Los Angeles
12/26/06	L	92-102	Utah
3/23/07	W	104-72	Los Angeles
1/18/08	L	88-106	Utah
1/21/08	L	93-109	Los Angeles
2/22/08	W	114-104	Los Angeles
3/28/08	L	101-121	Utah
11/1/08	L	79-101	Utah
11/3/08	L	73-89	Los Angeles
4/13/09	L	85-106	Utah
10/30/09	L	98-111	Utah
2/9/10	L	99-109	Los Angeles
3/1/10	W	108-104	Los Angeles
3/6/10	L	85-107	Utah
11/6/10	L	**107-109	Utah
11/28/10	L	97-109	Los Angeles
12/29/10	L	95-103	Los Angeles
1/17/12	L	79-108	Utah
2/1/12	W	107-105	Utah
3/31/12	W	105-96	Los Angeles

** Indicates overtime (4-1)*
*** Indicates double overtime (0-1)*
(T) Indicates game played in Toronto
(L) Indicates game played in Las Vegas
(A) Indicates game played at Arrowhead Pond of Anaheim

2011-12 CLIPPERS VS. JAZZ

2011-2012 SEASON SERIES (2-1)

PLAYER	G-GS	MIN	FG-FGA	PCT	3FG-FGA	PCT	FT-FTA	PCT	- REBOUNDS - OFF	DEF	TOT	AST	PF-DQ	STL	TO	BLK	PTS	AVG	HI
Paul	2-2	67	25-38	.658	5-10	.500	5-7	.714	3	5	8	17	2-0	3	6	0	60	30.0	34
Griffin	3-3	101	29-50	.580	0-0	—	7-13	.538	6	27	33	11	9-0	2	7	5	65	21.7	31
Williams	1-0	34	6-18	.333	2-8	.250	5-5	1.000	1	1	2	1	4-0	0	1	1	19	19.0	19
Fortson	1-0	23	5-10	.500	1-2	.500	2-5	.400	2	2	4	2	1-0	0	2	0	13	13.0	13
Young (TOT)	2-1	47	9-22	.409	2-5	.400	3-4	.750	0	6	6	2	5-0	1	3	0	23	11.5	13
Young (LAC)	1-0	22	5-10	.500	2-4	.500	1-2	.500	0	3	3	1	4-0	1	2	0	13	13.0	13
Foye	3-2	82	12-33	.364	6-14	.429	4-4	1.000	1	2	3	8	9-0	2	3	1	34	11.3	17
Butler	2-2	58	9-18	.500	2-6	.333	2-2	1.000	1	1	2	2	4-0	2	1	0	22	11.0	14
Billups	2-2	58	4-20	.200	0-9	.000	10-13	.769	0	9	9	9	7-0	0	6	0	18	9.0	10
Bledsoe	1-0	17	3-9	.333	0-3	.000	1-1	1.000	1	3	4	0	3-0	0	0	0	7	7.0	7
Thompkins	1-0	19	2-10	.200	0-2	.000	3-4	.750	0	4	4	1	2-0	1	1	0	7	7.0	7
Jordan	3-3	83	6-7	.857	0-0	—	4-4	1.000	6	23	29	1	8-0	1	4	2	16	5.3	8
Gomes	2-1	50	4-9	.444	0-4	.000	0-0	—	1	1	2	1	4-0	2	0	0	8	4.0	8
Simmons	1-0	12	1-1	1.000	1-1	1.000	0-0	—	0	1	1	1	1-0	0	0	0	3	3.0	3
Leslie	1-0	10	1-6	.167	0-0	—	0-0	—	2	0	2	2	1-0	0	1	1	2	2.0	2
Martin	1-0	25	0-3	.000	0-0	—	1-2	.500	1	5	6	1	3-0	2	0	3	1	1.0	1
Evans	3-0	43	0-1	.000	0-0	—	2-4	.500	4	10	14	0	4-0	2	2	0	2	0.7	1
Jones	2-0	17	0-1	.000	0-0	—	1-2	.500	1	3	4	0	3-0	0	1	1	1	0.5	1
CLIPPERS	**3**	**720**	**112-244**	**.459**	**19-63**	**.302**	**48-68**	**.706**	**30**	**100**	**130**	**58**	**69-0**	**18**	**39**	**14**	**291**	**97.0**	**107**
JAZZ	**3**	**720**	**112-240**	**.467**	**10-31**	**.323**	**75-98**	**.765**	**29**	**92**	**121**	**60**	**64-0**	**20**	**32**	**11**	**309**	**103.0**	**108**

WASHINGTON WIZARDS

RANDY WITTMAN

Record:
118-238 (.331)
w/ Wizards:
18-31 (.367)

601 F Street, NW
Washington, DC 20004
Phone: (202) 661-5000
www.washingtonwizards.com

Majority Owner	Ted Leonsis
President	Ernie Grunfeld
Executive Vice President of Business Operations	Greg Bibb
Vice President of Basketball Administration	Tommy Sheppard
Vice President of Player Personnel	Milt Newton
Head Coach	Randy Wittman
Assistant Coaches	Don Newman, Don Zierden, Sam Cassell, Jerry Sichting, Ryan Saunders, Gene Banks
Head Athletic Trainer	Eric Waters
Strength & Conditioning Coach	Drew Cleary
Senior Director, Communications	**Scott Hall**
Director, Basketball Communications	**Patrick Rees**
Director, Corporate Communications	**Ketsia Coliman**
Senior Communications Coordinator	**Daren Jenkins**
Team Colors	Blue, Black and Gold
Home Court	Verizon Center (20,278), 1997
Radio	The Fan (106.7 FM) - Dave Johnson, Glenn Consor
Television	Comcast SportsNet - Steve Buckhantz, Phil Chenier, Chris Miller

SERIES HISTORY

All-Time: 33-71 (Home: 17-33, Road 15-36)
2011-12: 2-0
Current Overall Streak: Won 7
Home Streak: Won 4
Last Win: February 15, 2012 (102-84)
Last Loss: February 13, 2008 (89-91)
Road Streak: Won 3
Last Win: February 4, 2012 (107-81)
Last Loss: March 18, 2009 (123-108)
Largest Margin of Victory:
Home: 37 (130-93), January 14, 1978
Road: 19 (117-98), March 4, 1993
Largest Margin of Defeat:
Home: 36 (88-124), November 21, 1972
Road: 34 (91-125), January 14, 1979

WIZARDS 2011-12 REVIEW

Record:
20-46 (.303), 4th Place, Southeast Division
Team Leaders:
Points: Wall (1,076)
Rebounds: McGee (362)
Assists: Wall (530)
vs. Clippers:

2/4/12	**LAC**	**107**	at	Was	81
2/15/12	Was	84	at	**LAC**	**102**

2012 Playoffs:
None
2012 Draft Choices:
Bradley Beal (3), Tomas Satoransky (32)

ABOUT THE WIZARDS

All-time record:
1,844-2,279 (.447)
Franchise Locations:
Chicago Packers (1961-62)
Chicago Zephyrs (1962-63)
Baltimore Bullets (1963-73)
Capital Bullets (1973-74)
Washington Bullets (1974 to 1997)
Washington Wizards (1997 to present)

2011-12 WIZARDS VS. CLIPPERS

2011-2012 SEASON SERIES (0-2)

PLAYER	G-GS	MIN	FG-FGA	PCT	3FG-FGA	PCT	FT-FTA	PCT	- REBOUNDS - OFF	DEF	TOT	AST	PF-DQ	STL	TO	BLK	PTS	AVG	HI
Wall	2-2	70	8-21	.381	0-1	.000	16-20	.800	1	10	11	19	4-0	2	7	1	32	16.0	18
Young	2-2	63	10-34	.294	4-15	.267	4-5	.800	1	2	3	2	3-0	1	2	1	28	14.0	14
Hilario (TOT)	2-2	60	13-24	.542	0-1	.000	0-0	—	7	7	14	5	7-0	0	6	1	26	13.0	18
Crawford	2-0	53	9-27	.333	4-13	.308	2-3	.667	3	2	5	4	2-0	1	3	0	24	12.0	12
McGee	2-2	56	9-17	.529	0-0	—	4-6	.667	3	6	9	0	8-0	0	4	4	22	11.0	18
Booker	2-2	55	6-10	.600	0-0	—	1-5	.200	5	7	12	0	8-0	1	4	3	13	6.5	9
Seraphin	2-0	34	5-11	.455	0-0	—	2-4	.500	6	7	13	0	6-0	2	2	0	12	6.0	8
Mack	2-0	26	4-8	.500	2-3	.667	0-0	—	0	0	0	1	1-0	0	1	0	10	5.0	6
C. Singleton	2-1	41	3-8	.375	2-4	.500	1-2	.500	1	5	6	5	5-0	4	1	1	9	4.5	9
Vesely	2-0	35	3-6	.500	0-0	—	1-4	.250	1	3	4	2	7-0	0	0	0	7	3.5	4
Lewis	2-1	39	1-8	.125	0-3	.000	2-2	1.000	1	3	4	0	2-0	3	3	0	4	2.0	2
Mason	2-0	6	2-5	.400	0-1	.000	0-0	—	1	0	1	0	0-0	0	0	0	4	2.0	4
Ndiaye	1-0	1	0-1	.000	0-0	—	0-0	—	0	0	0	0	0-0	0	0	0	0	0.0	0
WIZARDS	2	480	60-156	.385	12-40	.300	33-51	.647	23	45	68	33	46-0	14	29	10	165	82.5	84
CLIPPERS	2	480	80-166	.482	22-44	.500	27-45	.600	36	68	104	53	43-0	14	36	10	209	104.5	107

WASHINGTON WIZARDS

DATE	W-L	LAC-WAS	SITE
12/30/70	L	90-106	Baltimore(CP)
2/5/71	L	90-98	Buffalo
2/17/71	W	118-114	Baltimore
2/19/71	L	113-120	Buffalo
11/19/71	L	105-126	Baltimore
12/2/71	W	109-105	Buffalo(T)
1/26/72	L	*114-115	Baltimore
2/22/72	W	99-98	Buffalo
3/21/72	W	114-100	Buffalo
3/26/72	L	101-119	Baltimore
11/8/72	L	94-126	Baltimore
11/21/72	L	88-124	Buffalo
12/26/72	L	104-121	Buffalo
12/29/72	W	118-109	Baltimore
1/27/73	L	87-115	Baltimore
2/9/73	L	95-101	Buffalo
11/18/73	W	112-101	Capitol
11/30/73	L	113-121	Buffalo
12/23/73	L	85-110	Buffalo(T)
1/12/74	W	97-96	Capitol
1/18/74	W	98-94	Buffalo
2/16/74	L	92-101	Capitol
11/20/74	W	115-104	Washington
11/29/74	L	93-96	Buffalo
2/25/75	L	93-111	Buffalo
3/26/75	W	94-91	Washington
11/11/75	L	90-105	Buffalo
12/16/75	L	94-100	Washington
12/19/75	W	104-88	Buffalo
2/10/76	W	115-105	Buffalo
3/28/76	L	90-113	Washington
12/17/76	L	88-99	Buffalo
1/19/77	L	87-91	Washington
2/15/77	L	114-126	Buffalo
2/27/77	L	105-117	Washington
11/21/77	L	97-114	Buffalo
12/28/77	L	87-106	Washington
1/14/78	W	130-93	Buffalo
2/16/78	L	109-123	Washington
12/13/78	L	117-134	Washington
1/14/79	L	91-125	Washington
2/13/79	L	**136-138	San Diego
12/29/79	W	93-90	Washington
2/13/80	L	103-108	San Diego
11/21/80	L	90-102	Washington
3/4/81	L	103-115	San Diego
12/11/81	L	102-106	San Diego
3/19/82	L	98-108	Washington

DATE	W-L	LAC-WAS	SITE
11/20/82	L	87-95	San Diego
2/4/83	L	93-100	Washington
11/8/83	L	113-119	Washington
1/18/84	W	110-101	San Diego
11/8/84	L	88-93	Washington
12/15/84	W	109-103	Los Angeles
1/13/86	L	77-90	Washington
2/17/86	L	94-96	Los Angeles
12/20/86	L	101-113	Los Angeles
1/6/87	L	97-112	Washington
11/25/87	L	96-101	Los Angeles
1/9/88	L	76-108	Washington
2/18/89	L	93-98	Los Angeles
2/21/89	L	109-123	Washington
2/8/90	W	105-103	Washington
2/16/90	L	*112-118	Los Angeles
1/10/91	L	110-122	Washington
1/16/91	L	99-101	Los Angeles
11/29/91	L	94-101	Los Angeles
1/11/92	L	96-107	Washington
2/18/93	W	108-95	Los Angeles
3/4/93	W	117-98	Washington
12/22/93	W	109-92	Los Angeles
1/15/94	L	109-118	Washington
12/23/94	L	102-105	Los Angeles
1/28/95	L	87-93	Washington
12/19/95	L	104-108	Los Angeles
3/8/96	W	92-89	Washington
12/19/96	L	93-102	Los Angeles
1/10/97	L	98-102	Washington
1/17/98	L	99-108	Washington
2/11/98	L	104-110	Los Angeles
11/20/99	W	98-89	Washington
3/20/00	L	93-105	Los Angeles
12/6/00	W	93-88	Washington
12/17/00	L	94-103	Los Angeles
1/8/02	L	88-96	Washington
3/13/02	W	96-75	Los Angeles
2/12/03	L	104-108	Los Angeles
3/5/03	L	80-99	Washington
2/6/04	L	100-112	Washington
3/25/04	L	94-103	Los Angeles
2/11/05	L	91-94	Washington
3/25/05	W	98-94	Los Angeles
11/9/05	W	102-97	Washington
3/25/06	W	116-101	Los Angeles
1/5/07	L	105-116	Washington
3/24/07	W	111-105	Los Angeles

DATE	W-L	LAC-WAS	SITE
2/13/08	L	89-91	Los Angeles
3/15/08	L	*109-119	Washington
1/31/09	L	94-106	Washington
3/18/09	W	123-108	Los Angeles
12/14/09	W	97-95	Los Angeles
1/24/10	W	92-78	Washington
3/12/11	W	122-101	Washington
3/23/11	W	127-119	Los Angeles
2/4/12	W	107-81	Washington
2/15/12	W	102-84	Los Angeles

** Indicates overtime (0-3)*
*** Indicates double overtime (0-1)*
(CP) Indicates game played in College Park
(T) Indicates game played in Toronto

2011-12 CLIPPERS VS. WIZARDS

2011-2012 SEASON SERIES (2-0)

PLAYER	G-GS	MIN	FG-FGA	PCT	3FG-FGA	PCT	FT-FTA	PCT	- REBOUNDS - OFF	DEF	TOT	AST	PF-DQ	STL	TO	BLK	PTS	AVG	HI
Griffin	2-2	66	20-34	.588	0-0	—	4-12	.333	9	17	26	11	6-0	3	5	1	44	22.0	23
Butler	2-2	58	11-24	.458	8-13	.615	5-7	.714	2	10	12	1	2-0	0	3	0	35	17.5	21
Jordan	2-2	56	13-19	.684	0-0	—	3-3	1.000	12	8	20	1	6-0	0	5	6	29	14.5	18
Williams	2-0	54	9-21	.429	5-9	.556	5-6	.833	2	3	5	10	3-0	1	6	0	28	14.0	17
Billups	1-1	18	4-5	.800	4-4	1.000	0-0	—	0	0	0	4	0-0	1	2	0	12	12.0	12
Foye	2-1	57	5-13	.385	3-10	.300	5-6	.833	2	3	5	8	4-0	1	4	0	18	9.0	10
Paul	2-2	61	8-25	.320	2-4	.500	0-3	.000	2	4	6	16	6-0	4	2	0	18	9.0	16
Martin	1-0	23	2-5	.400	0-0	—	0-2	.000	0	3	3	0	3-0	1	1	1	4	4.0	4
Leslie	2-0	8	3-3	1.000	0-0	—	0-1	.000	2	1	3	0	0-0	0	1	1	6	3.0	6
Evans	2-0	27	1-1	1.000	0-0	—	3-3	1.000	1	7	8	0	5-0	2	3	0	5	2.5	3
Bledsoe	1-0	6	0-2	.000	0-0	—	2-2	1.000	0	1	1	1	1-0	0	1	0	2	2.0	2
Cook	2-0	8	2-7	.286	0-2	.000	0-0	—	1	0	1	0	2-0	0	1	0	4	2.0	2
Gomes	2-0	23	1-3	.333	0-1	.000	0-0	—	2	4	6	1	4-0	0	1	0	2	1.0	2
Thompkins	2-0	14	1-4	.250	0-1	.000	0-0	—	1	7	8	0	1-0	1	1	1	2	1.0	2
CLIPPERS	**2**	**480**	**80-166**	**.482**	**22-44**	**.500**	**27-45**	**.600**	**36**	**68**	**104**	**53**	**43-0**	**14**	**36**	**10**	**209**	**104.5**	**107**
WIZARDS	**2**	**480**	**60-156**	**.385**	**12-40**	**.300**	**33-51**	**.647**	**23**	**45**	**68**	**33**	**46-0**	**14**	**29**	**10**	**165**	**82.5**	**84**

Back to Index

NEWS YOU NEED
INFORMATION YOU CAN USE

LA'S MORNING NEWS

Penny Griego & Phil Hulett
5 - 9am

LA'S AFTERNOON NEWS

Maggie McKay & Michael Shappee
4 - 7pm

SAVE MORE

Bob McCormick
Money 101
9 - 11am

CUT YOUR DEBT

Dave Ramsey
11am - 2pm

BUILD A BUSINESS

Ken Rutkowski
Business Rockstars
2 - 4pm

THE RADIO HOME OF THE CLIPPERS

KFWB NEWS TALK 980

KFWB.com

Back to Index

Making his return to Los Angeles during the 2012 offseason, forward Lamar Odom was the 4th overall selection by the Clippers in the 1999 NBA Draft.

NBA OFFICES

NATIONAL BASKETBALL ASSOCIATION
NBA ENTERTAINMENT
WOMEN'S NATIONAL BASKETBALL ASSOCIATION
NATIONAL BASKETBALL ASSOCIATION DEVELOPMENT LEAGUE

New York
Olympic Tower
645 Fifth Avenue
New York, NY 10022
Telephone: 212-407-8000
Fax: 212-832-3861

New Jersey
100 Plaza Drive
Secaucus, NJ 07094
Telephone: 201-865-1500
Fax: 201-974-5973

INTERNATIONAL OFFICES

EUROPE
Headquarters - NBA EMEA
125 Kesington High Street
London W8 5SF UK
Telephone: 011-44-20-7795-8921
Fax: 011-44-20-7795-8901

Italy
Via Dogana 3
20123, Milano, Italy
Telephone: 011-39-02-8648-9361
Fax: 011-39-02-809-250

Spain
pq. Empresarial 'La Finca'
Edif. 15A, 28223
Pozuelo de Alarcon
Madrid, Spain
Telephone: 011-34-911-115-800
Fax: 011-34-917-995-182

Turkey
Tarakci Caddesi
Bele Gerden Stesi No8
Zekeriyaka Sariyer
Istanbul, Turkey
Telephone: 011-90-530-772-7975

AFRICA
Nelson Mandela Square, 2nd Floor
West Tower
Maude Street, Sandton
Johannesburg, South Africa
Telephone: 011-27-11-881-5980
Fax: 011-27-0-867-26-6351

INDIA
Parinee Crescenzo
1st Floor, C38 & C39
BCK, Mumbai 51
Telephone: 011-91-22-330-40608

MEXICO
Av. Santa Fe #94 A Tower 8th Floor.
Col. Zedec Santa Fe.
Mexico City, Mexico 01210
Telephone: 011-52-55-88511146

CANADA
50 Bay Street, Suite 1402
Toronto, Ontario
Canada M5J 3A5
Telephone: 416-364-2030
Fax: (416) 364-0205

ASIA/PACIFIC
Hong Kong
3101, The Lee Gardens
33 Hysan Avenue
Causeway Bay, Hong Kong
Telephone: 011-852-2843-9600
Fax: 011-852-2536-4808

Taiwan
Suite 1303, No. 88, Section 2,
Chung Hsiao East Road
Taipei, Taiwan ROC
Telephone: 011-886-2-2358-1900
Fax: 011-886-2-2358-1098

Korea
41F Gangnam Finance Center
737 Yeoksam-dong, Gangnam-gu
Seoul Korea 135-984
Telephone: 011-822-2008-4617
Fax: 011-822-2008-4618

China—Beijing
19th Floor, Office Tower 2,
China Central Place,
No. 79 Jianguo Road,
Chaoyang District,
Beijing 100025, China
Telephone: 011-86-10-5200-8200
Fax: 011 -86-10-5200-8202

China—Shanghai
Unit 2703-08, 27/F,
Tower, 2, Plaza 66
1366 Nanjing West Road
Shanghai 200040, China
Telephone: 011-86-21-6137-2200
Fax: 011-86-21-6288-9920

NBA STORE
666 Fifth Avenue
New York, NY 10103
Telephone: 212-515-6221

NBA CITY
6068 Universal Boulevard
Orlando, FL 32819
Telephone: 407-363-5919
Fax: 407-370-3178

NBA DEVELOPMENT LEAGUE

NBA DEVELOPMENT LEAGUE

477 Madison Avenue, 3rd Floor
New York, NY 10022
212-407-8700

AUSTIN TOROS
12885 N. Highway 183, Suite 207
Austin, TX 78750
Tel: (512) 236-8333; Fax: (512) 236-8444
Arena: Cedar Park Center
Media Relations Contact: Perri Travillion (ptravillion@austintoros.com)
NBA Affiliation: San Antonio

BAKERSFIELD JAM
1400 Norris Road; Bakersfield, CA 93308
Tel: (661) 615-6550; Fax: (661) 615-6555
Arena: Dignity Health Events Center
Media Relations Contact: William Aquije (william@bakersfieldjam.com)
NBA Affiliations: Atlanta, Los Angeles Clippers, Phoenix, Toronto

CANTON CHARGE
1101 Market Avenue North; Canton, OH 44702
Tel: (330) 489-1701; Fax: (330) 489-1703
Arena: Canton Memorial Civic Center
Media Relations Contact: Sean Wyatt (swyatt@cantoncharge.com)
NBA Affiliation: Cleveland

ERIE BAYHAWKS
110 East 8th Street; Erie, PA 16501
Tel: (814) 790-5600; Fax: (814) 790-5608
Arena: Tullio Arena
Media Relations Contact: Matt Bresee (matt.bresee@nbaerie.com)
NBA Affiliation: New York

FORT WAYNE MAD ANTS
1910 St. Joe Center Rd, Suite 61
Fort Wayne, IN 46825
Tel: (260) 469-4667; Fax: (260) 469-4674
Arena: Allen County War Memorial Coliseum
Media Relations Contact: Audrey Siebrase (audrey@fortwaynehoops.com)
NBA Affiliations: Charlotte, Detroit, Indiana, Milwaukee

IDAHO STAMPEDE
233 South Capitol Blvd., Suite 100
Boise, ID 83702
Tel: (208) 388-4667; Fax: (208) 388-3845
Arena: CenturyLink Arena
Media Relations Contact: Travis Tate (travis@idahostampede.com)
NBA Affiliations: Portland

IOWA ENERGY
730 3rd Street; Des Moines, Iowa 50309
Tel: (515) 564-8550; Fax: (515) 564-8551
Arena: Wells Fargo Arena
Media Relations Contacts: Randi Burrell (rburrell@iowanba.com)
NBA Affiliations: Chicago, Denver, New Orleans, Washington

LOS ANGELES D-FENDERS
555 North Nash Street
El Segundo, CA 90245
Tel: (310) 426-6000; Fax: (310) 426-6031
Arena: Toyota Sports Center
Media Relations Contacts: Daniel Ramirez (dramirez@d-fenders.com)
NBA Affiliation: Los Angeles Lakers

MAINE RED CLAWS
413 Congress Street; Portland, ME 04101
Tel: 207-210-6655; Fax: 207-210-6659
Arena: Portland Exposition Building
Media Relations Contact: Jana Spaulding (jspaulding@maineredclaws.com)
NBA Affiliations: Boston

RENO BIGHORNS
9393 Gateway Drive, Suite BH
Reno, NV 89511
Tel: (775) 284-2622; Fax: (775) 853-1601
Arena: Reno Events Center
Media Relations Contact: Allison Beck (abeck@renobighorns.com)
NBA Affiliations: Memphis, Sacramento, Utah

RIO GRANDE VALLEY VIPERS
4500 North 10th Street, Suite 315
McAllen, TX 78504
Tel: (956) 972-1144; Fax: (956) 972-1150
Arena: State Farm Arena
Media Relations Contact: Rebecca Sweat (rsweat@rgvipers.com)
NBA Affiliation: Houston

SANTA CRUZ WARRIORS
903 Pacific Avenue, Suite 101
Santa Cruz, CA 95060
Tel: (831) 466-3200; Fax: 831-466-3201
Arena: Kaiser Permanente Arena
Media Relations Contact: Matt De Nasnera (mdenasnera@santacruzbasketball.com)
NBA Affiliations: Golden State

SIOUX FALLS SKYFORCE
2131 South Minnesota Ave
Sioux Falls, SD 57105
Tel: (605) 332-0605; Fax: (605) 332-2305
Arena: Sioux Falls Arena
Media Relations Contact: Brett Hansen (brett@skyforceonline.com)
NBA Affiliations: Miami, Minnesota, Orlando, Philadelphia

SPRINGFIELD ARMOR
1 Monarch Place, Suite 220
Springfield, MA 01144
Tel: (413) 746-3263; Fax: (413) 746-3262
Arena: MassMutual Center
Media Relations Contact: Eli Pearlstein (epearlstein@armorhoops.com)
NBA Affiliation: New Jersey

TEXAS LEGENDS
2601 Avenue of the Stars, Suite 300
Frisco, TX 75215
Tel: (214) 469-0822; Fax: (214) 469-0823
Arena: Dr. Pepper Arena
Media Relations Contact: Kyle Judkins (kjudkins@texlegends.com)
NBA Affiliation: Dallas

TULSA 66ERS
10425 South 82nd East Avenue, Suite 105
Tulsa, OK 74133
Tel: (918) 585-8444; Fax: (918) 398-6930
Arena: SpiritBank Event Center
Media Relations Contact: Ben Coldagelli (bcoldagelli@tulsa66ers.com)
NBA Affiliation: Oklahoma City

2011-12 SEASON FINAL STANDINGS

EASTERN CONFERENCE	W-L	Home W-L	Away W-L	PCT	GB	Last 5	Streak
z-Springfield Armor	29-21	18-6	10-14	0.580	0.0	3-2	W 2
x-Dakota Wizards	29-21	17-7	12-12	0.580	0.0	4-1	L 1
x-Erie BayHawks	28-22	15-9	12-12	0.560	1.0	4-1	W 1
x-Canton Charge	27-23	14-10	12-12	0.540	2.0	1-4	L 1
x-Iowa Energy	25-25	16-8	8-16	0.500	4.0	1-4	L 3
Maine Red Claws	21-29	11-13	9-15	0.420	8.0	3-2	W 3
Sioux Falls Skyforce	15-35	10-14	5-19	0.300	14.0	1-4	L 1
Fort Wayne Mad Ants	14-36	7-17	6-18	0.280	15.0	2-3	W 1

WESTERN CONFERENCE	W-L	Home W-L	Away W-L	PCT	GB	Last 5	Streak
z-Los Angeles D-Fenders	38-12	20-4	16-8	0.760	0.0	4-1	W 4
x-Austin Toros	33-17	18-6	13-11	0.660	5.0	4-1	W 1
x-Bakersfield Jam	28-22	17-7	10-14	0.560	10.0	1-4	L 2
Rio Grande Valley Vipers	24-26	11-13	13-11	0.480	14.0	2-3	W 1
Texas Legends	24-26	14-10	8-16	0.480	14.0	0-5	L 6
Tulsa 66ers	23-27	13-11	9-15	0.460	15.0	1-4	L 2
Idaho Stampede	21-29	13-11	8-16	0.420	17.0	3-2	W 3
Reno Bighorns	21-29	11-13	8-16	0.420	17.0	2-3	L 1

x - Clinched Playoff Berth; z - Clinched Conference

2011-12 POSTSEASON RESULTS

QUARTERFINALS

Los Angeles 2, Iowa 0
Los Angeles 114, Iowa 103
Los Angeles 94, Iowa 92

Bakersfield 2, Dakota 0
Bakersfield 107, Dakota 94
Bakersfield 93, Dakota 91

Austin 2, Erie 1
Erie 108, Austin 95
Austin 97, Erie 87
Austin 99, Erie 85

Canton 2, Springfield 1
Canton 108, Springfield 93
Springfield 125, Canton 116 (OT)
Canton 115, Springfield 106

SEMIFINALS

Los Angeles 2, Bakersfield 0
Los Angeles 109, Bakersfield 104
Los Angeles 109, Bakersfield 90

Austin 2, Canton 1
Canton 112, Austin 109 (OT)
Austin 118, Canton 104
Austin 90, Canton 68

FINALS

Austin 2, Los Angeles 1
Los Angeles 109, Austin 101 (OT)
Austin 113, Los Angeles 94
Austin 122, Los Angeles 110

2011-12 FINAL NBA STANDINGS

EASTERN CONFERENCE

ATLANTIC DIVISION

	W	L	PCT	GB	HOME	ROAD	LAST-10	STREAK
Boston	39	27	.591	—	24-9	15-18	7-3	W 2
New York	36	30	.545	3	22-11	14-19	7-3	W 3
Philadelphia	35	31	.530	4	19-14	16-17	6-4	L 1
Toronto	23	43	.348	16	13-20	10-23	3-7	W 1
New Jersey	22	44	.333	17	9-24	13-20	3-7	L 6

CENTRAL DIVISION

	W	L	PCT	GB	HOME	ROAD	LAST-10	STREAK
Chicago	50	16	.758	—	26-7	24-9	7-3	W 3
Indiana	42	24	.636	8	23-10	19-14	8-2	L 1
Milwaukee	31	35	.470	19	17-16	14-19	3-7	L 2
Detroit	25	41	.379	25	18-15	7-26	4-6	W 1
Cleveland	21	45	.318	29	11-22	10-23	2-8	L 4

SOUTHEAST DIVISION

	W	L	PCT	GB	HOME	ROAD	LAST-10	STREAK
Miami	46	20	.697	—	28-5	18-15	6-4	L 2
Atlanta	40	26	.606	6	23-10	17-16	7-3	W 2
Orlando	37	29	.561	9	21-12	16-17	4-6	L 1
Washington	20	46	.303	26	11-22	9-24	8-2	W 6
Charlotte	7	59	.106	39	4-29	3-30	0-10	L 23

WESTERN CONFERENCE

SOUTHWEST DIVISION

	W	L	PCT	GB	HOME	ROAD	LAST-10	STREAK
San Antonio	50	16	.758	—	28-5	22-11	10-0	W 10
Memphis	41	25	.621	9	26-7	15-18	8-2	W 6
Dallas	36	30	.545	14	23-10	13-20	5-5	L 2
Houston	34	32	.515	16	22-11	12-21	3-7	W 1
New Orleans	21	45	.318	29	11-22	10-23	6-4	L 1

NORTHWEST DIVISION

	W	L	PCT	GB	HOME	ROAD	LAST-10	STREAK
Oklahoma City	47	19	.712	—	26-7	21-12	6-4	L 1
Denver	38	28	.576	9	20-13	18-15	8-2	W 4
Utah	36	30	.545	11	25-8	11-22	7-3	W 5
Portland	28	38	.424	19	20-13	8-25	1-9	L 7
Minnesota	26	40	.394	21	13-20	13-20	1-9	L 2

PACIFIC DIVISION

	W	L	PCT	GB	HOME	ROAD	LAST-10	STREAK
L.A. Lakers	41	25	.621	—	26-7	15-18	6-4	L 1
L.A. Clippers	**40**	**26**	**.606**	**1**	**24-9**	**16-17**	**6-4**	**L 2**
Phoenix	33	33	.500	8	19-14	14-19	4-6	L 3
Golden State	23	43	.348	18	12-21	11-22	1-9	L 2
Sacramento	22	44	.333	19	16-17	6-27	3-7	W 1

NBA PLAYOFF STRUCTURE

1. Sixteen teams qualify for the playoffs, with eight teams from each conference, consisting of the two division champions and the six other teams in each conference with the best winning percentage during the regular season.
2. The four rounds of the playoffs, including the NBA Finals, will follow a best-of-seven format. All qualifying teams participate in the first round.
3. All rounds will play a 2-2-1-1-1 format with the exception of the NBA Finals which will play a 2-3-2 format.

EASTERN CONFERENCE

First Round	Conference Semifinals	Conference Finals
Best of Seven (2-2-1-1-1 format)	Best of Seven (2-2-1-1-1 format)	Best of Seven (2-2-1-1-1 format)

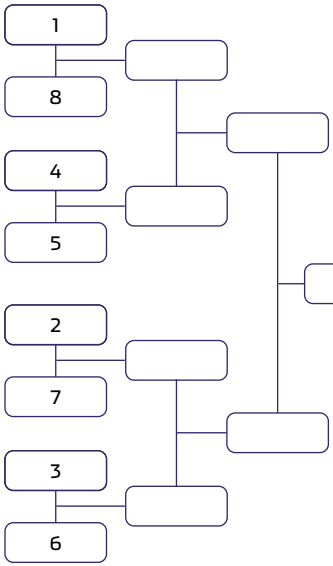

WESTERN CONFERENCE

Conference Finals	Conference Semifinals	First Round
Best of Seven (2-2-1-1-1 format)	Best of Seven (2-2-1-1-1 format)	Best of Seven (2-2-1-1-1 format)

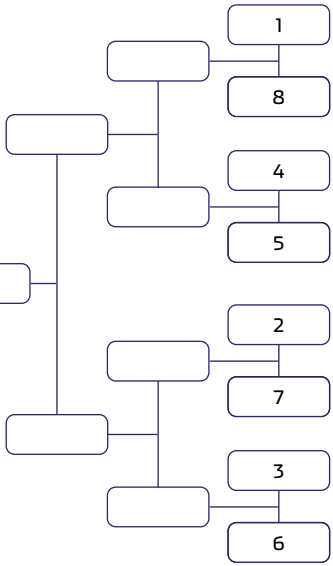

2012-13
NBA FINALS
(2-3-2 format)

Eight teams from each conference qualify for the 2013 NBA Playoffs. The first four seeds in each conference will be given to the three division winners and the team with the next best regular season record. These four teams will be seeded in order of their regular season record. This will ensure that the two teams with the best records in the conference will not meet each other earlier than the conference finals. The team with the better regular season won-loss record has home-court advantage in each round of the playoffs.

2011-12 NBA PLAYOFF RESULTS

WESTERN CONFERENCE FIRST ROUND

SAN ANTONIO (1) VS. UTAH (8)
(San Antonio wins series, 4-0)

Sun.	April 29	UTAH	91	at	SAS	106
Wed.	May 2	UTAH	83	at	SAS	114
Sat.	May 5	SAS	102	at	UTAH	90
Mon.	May 7	SAS	87	at	UTAH	81

OKLAHOMA CITY (2) VS. DALLAS (7)
(Oklahoma City wins series, 4-0)

Sat.	April 28	DAL	98	at	OKC	99
Mon.	April 30	DAL	99	at	OKC	102
Thu.	May 3	OKC	95	at	DAL	79
Sat.	May 5	OKC	103	at	DAL	97

LAKERS (3) VS. DENVER (6)
(Lakers win series, 4-3)

Sun.	April 29	DEN	88	at	LAL	103
Tue.	May 1	DEN	100	at	LAL	104
Fri.	May 4	LAL	84	at	DEN	99
Sun.	May 6	LAL	92	at	DEN	88
Tue.	May 8	DEN	102	at	LAL	99
Thu.	May 10	LAL	96	at	DEN	113
Sat.	May 12	DEN	87	at	LAL	96

MEMPHIS (4) VS. CLIPPERS (5)
(Clippers win series, 4-3)

Sun.	April 29	LAC	99	at	MEM	98
Wed.	May 2	LAC	98	at	MEM	105
Sat.	May 5	MEM	86	at	LAC	87
Mon.	May 7	MEM	97	at	LAC	101
Wed.	May 9	LAC	80	at	MEM	92
Fri.	May 11	MEM	90	at	LAC	88
Sun.	May 13	LAC	82	at	MEM	72

WESTERN CONFERENCE SEMIFINALS

SAN ANTONIO (1) VS. CLIPPERS (5)
(San Antonio wins series, 4-0)

Tue.	May 15	LAC	92	at	SAS	108
Thu.	May 17	LAC	88	at	SAS	105
Sat.	May 19	SAS	96	at	LAC	86
Sun.	May 20	SAS	102	at	LAC	99

OKLAHOMA CITY (2) VS. LAKERS (3)
(Oklahoma City wins series, 4-1)

Mon.	May 14	LAL	90	at	OKC	119
Wed.	May 16	LAL	75	at	OKC	77
Fri.	May 18	OKC	96	at	LAL	99
Sat.	May 19	OKC	103	at	LAL	100
Mon.	May 21	LAL	90	at	OKC	106

WESTERN CONFERENCE FINALS

SAN ANTONIO (1) VS. OKLAHOMA CITY (2)
(Oklahoma City wins series, 4-2)

Sun.	May 27	OKC	98	at	SAS	101
Tue.	May 29	OKC	111	at	SAS	120
Thu.	May 31	SAS	82	at	OKC	102
Sat.	June 2	SAS	103	at	OKC	109
Mon.	June 4	OKC	108	at	SAS	103
Wed.	June 6	SAS	99	at	OKC	107

EASTERN CONFERENCE FIRST ROUND

CHICAGO (1) VS. PHILADELPHIA (8)
(Philadelphia wins series, 4-2)

Sat.	April 28	PHI	91	at	CHI	103
Mon.	May 1	PHI	109	at	CHI	92
Fri.	May 4	CHI	74	at	PHI	79
Sun.	May 6	CHI	82	at	PHI	89
Tue.	May 8	PHI	69	at	CHI	77
Thu.	May 10	CHI	78	at	PHI	79

MIAMI (2) VS. NEW YORK (7)
(Miami wins series, 4-1)

Sat.	April 28	NYK	67	at	MIA	100
Mon.	April 30	NYK	94	at	MIA	104
Thu.	May 3	MIA	87	at	NYK	70
Sun.	May 6	MIA	87	at	NYK	89
Wed.	May 9	NYK	94	at	MIA	106

INDIANA (3) VS. ORLANDO (6)
(Indiana wins series, 4-1)

Sat.	April 28	ORL	81	at	IND	77
Mon.	April 30	ORL	78	at	IND	93
Wed.	May 2	IND	97	at	ORL	74
Sat.	May 5	IND	101	at	ORL	99
Tue.	May 8	ORL	87	at	IND	105

BOSTON (4) VS. ATLANTA (5)
(Boston wins series, 4-2)

Sun.	April 29	BOS	74	at	ATL	83
Tue.	May 1	BOS	87	at	ATL	80
Fri.	May 4	ATL	84	at	BOS	90
Sun.	May 6	ATL	79	at	BOS	101
Tue.	May 8	BOS	86	at	ATL	87
Thu.	May 10	ATL	80	at	BOS	83

EASTERN CONFERENCE SEMIFINALS

MIAMI (2) VS. INDIANA (3)
(Miami wins series, 4-2)

Sun.	May 13	IND	86	at	MIA	95
Tue.	May 15	IND	78	at	MIA	75
Thu.	May 17	MIA	75	at	IND	94
Sun.	May 20	MIA	101	at	IND	93
Tue.	May 22	IND	83	at	MIA	115
Thu.	May 24	MIA	105	at	IND	93

BOSTON (4) VS. PHILADELPHIA (8)
(Boston wins series, 4-3)

Sat.	May 12	PHI	91	at	BOS	92
Mon.	May 14	PHI	82	at	BOS	81
Wed.	May 16	BOS	107	at	PHI	91
Fri.	May 18	BOS	83	at	PHI	92
Mon.	May 21	PHI	85	at	BOS	101
Wed.	May 23	BOS	75	at	PHI	82
Sat.	May 26	PHI	75	at	BOS	85

EASTERN CONFERENCE FINALS

MIAMI (2) VS. BOSTON (4)
(Miami wins series, 4-3)

Mon.	May 28	BOS	79	at	MIA	93
Wed.	May 30	BOS	111	at	MIA	115
Fri.	June 1	MIA	91	at	BOS	101
Sun.	June 3	MIA	91	at	BOS	93
Tue.	June 5	BOS	94	at	MIA	90
Thu.	June 7	MIA	98	at	BOS	79
Sat.	June 9	BOS	88	at	MIA	101

NBA FINALS

OKLAHOMA CITY (2) VS. MIAMI (2)
(Miami wins series, 4-1)

Tue.	June 12	MIA	94	at	OKC	105
Thu.	June 14	MIA	100	at	OKC	96
Sun.	June 17	OKC	85	at	MIA	91
Tue.	June 19	OKC	98	at	MIA	104
Thu.	June 21	OKC	106	at	MIA	121

NBA CHAMPIONS

SEASON	CHAMPION	DEFEATED	SERIES
1946-47	Philadelphia Warriors	Chicago Stags	4-1
1947-48	Baltimore Bullets	Philadelphia Warriors	4-2
1948-49	Minneapolis Lakers	Washington Capitols	4-2
1949-50	Minneapolis Lakers	Syracuse Nationals	4-2
1950-51	Rochester Royals	New York Knickerbockers	4-3
1951-52	Minneapolis Lakers	New York Knickerbockers	4-3
1952-53	Minneapolis Lakers	New York Knickerbockers	4-1
1953-54	Minneapolis Lakers	Syracuse Nationals	4-3
1954-55	Syracuse Nationals	Fort Wayne Pistons	4-3
1955-56	Philadelphia Warriors	Fort Wayne Pistons	4-1
1956-57	Boston Celtics	St. Louis Hawks	4-3
1957-58	St. Louis Hawks	Boston Celtics	4-2
1958-59	Boston Celtics	Minneapolis Lakers	4-0
1959-60	Boston Celtics	St. Louis Hawks	4-3
1960-61	Boston Celtics	St. Louis Hawks	4-1
1961-62	Boston Celtics	Los Angeles Lakers	4-3
1962-63	Boston Celtics	Los Angeles Lakers	4-2
1963-64	Boston Celtics	San Francisco Warriors	4-1
1964-65	Boston Celtics	Los Angeles Lakers	4-1
1965-66	Boston Celtics	Los Angeles Lakers	4-3
1966-67	Philadelphia 76ers	San Francisco Warriors	4-2
1967-68	Boston Celtics	Los Angeles Lakers	4-2
1968-69	Boston Celtics	Los Angeles Lakers	4-3
1969-70	New York Knickerbockers	Los Angeles Lakers	4-3
1970-71	Milwaukee Bucks	Baltimore Bullets	4-0
1971-72	Los Angeles Lakers	New York Knickerbockers	4-1
1972-73	New York Knickerbockers	Los Angeles Lakers	4-1
1973-74	Boston Celtics	Milwaukee Bucks	4-3
1974-75	Golden State Warriors	Washington Bullets	4-0
1975-76	Boston Celtics	Phoenix Suns	4-2
1976-77	Portland Trail Blazers	Philadelphia 76ers	4-2
1977-78	Washington Bullets	Seattle Supersonics	4-3
1978-79	Seattle Supersonics	Washington Bullets	4-1
1979-80	Los Angeles Lakers	Philadelphia 76ers	4-2
1980-81	Boston Celtics	Houston Rockets	4-2
1981-82	Los Angeles Lakers	Philadelphia 76ers	4-2
1982-83	Philadelphia 76ers	Los Angeles Lakers	4-0
1983-84	Boston Celtics	Los Angeles Lakers	4-3
1984-85	Los Angeles Lakers	Boston Celtics	4-2
1985-86	Boston Celtics	Houston Rockets	4-2
1986-87	Los Angeles Lakers	Boston Celtics	4-2
1987-88	Los Angeles Lakers	Detroit Pistons	4-3
1988-89	Detroit Pistons	Los Angeles Lakers	4-0
1989-90	Detroit Pistons	Portland Trail Blazers	4-1
1990-91	Chicago Bulls	Los Angeles Lakers	4-1
1991-92	Chicago Bulls	Portland Trail Blazers	4-2
1992-93	Chicago Bulls	Phoenix Suns	4-2
1993-94	Houston Rockets	New York Knickerbockers	4-3
1994-95	Houston Rockets	Orlando Magic	4-0
1995-96	Chicago Bulls	Seattle Supersonics	4-2
1996-97	Chicago Bulls	Utah Jazz	4-2
1997-98	Chicago Bulls	Utah Jazz	4-2
1998-99	San Antonio Spurs	New York Knickerbockers	4-1
1999-00	Los Angeles Lakers	Indiana Pacers	4-2
2000-01	Los Angeles Lakers	Philadelphia 76ers	4-1
2001-02	Los Angeles Lakers	New Jersey Nets	4-0
2002-03	San Antonio Spurs	New Jersey Nets	4-2
2003-04	Detroit Pistons	Los Angeles Lakers	4-1
2004-05	San Antonio Spurs	Detroit Pistons	4-3
2005-06	Miami Heat	Dallas Mavericks	4-2
2006-07	San Antonio Spurs	Cleveland Cavaliers	4-0
2007-08	Boston Celtics	Los Angeles Lakers	4-2
2008-09	Los Angeles Lakers	Orlando Magic	4-1
2009-10	Los Angeles Lakers	Boston Celtics	4-3
2010-11	Dallas Mavericks	Miami Heat	4-2
2011-12	Miami Heat	Oklahoma City Thunder	4-1

NBA DIVISION WINNERS

SEASON	WESTERN	W-L	EASTERN	W-L
1946-47	Chicago	39-22	Washington	49-11
1947-48	St. Louis	29-19	Philadelphia	27-21
1948-49	Rochester	45-15	Washington	38-22

SEASON	WESTERN	W-L	CENTRAL	W-L	EASTERN	W-L
1949-50	Indianapolis	39-25	Rochester	51-17	Syracuse	51-13
	Minneapolis	51-17				

SEASON	WESTERN	W-L	EASTERN	W-L
1950-51	Minneapolis	44-24	Philadelphia	40-26
1951-52	Rochester	41-25	Syracuse	40-26
1952-53	Minneapolis	48-22	New York	47-23
1953-54	Minneapolis	46-26	New York	44-28
1954-55	Ft. Wayne	43-29	Syracuse	43-29
1955-56	Ft. Wayne	37-35	Philadelphia	45-27
1956-57	St. Louis	34-38	Boston	44-28
	Minneapolis	34-38		
	Fort Wayne	34-38		
1957-58	St. Louis	41-31	Boston	49-23
1958-59	St. Louis	49-23	Boston	52-20
1959-60	St. Louis	46-29	Boston	59-16
1960-61	St. Louis	51-28	Boston	57-22
1961-62	L.A. Lakers	54-26	Boston	60-20
1962-63	L.A. Lakers	53-27	Boston	58-22
1963-64	San Francisco	48-32	Boston	59-21
1964-65	L.A. Lakers	49-31	Boston	62-18
1965-66	L.A. Lakers	45-35	Philadelphia	55-25
1966-67	San Francisco	44-37	Philadelphia	68-13
1967-68	St. Louis	56-26	Philadelphia	62-20
1968-69	L.A. Lakers	55-27	Baltimore	57-25
1969-70	Atlanta	48-34	New York	60-22

SEASON	PACIFIC	W-L	MIDWEST	W-L	CENTRAL	W-L	ATLANTIC	W-L
1970-71	L.A. Lakers	48-34	Milwaukee	66-16	Baltimore	42-40	New York	52-30
1971-72	L.A. Lakers	69-13	Milwaukee	63-19	Baltimore	38-44	Boston	56-26
1972-73	L.A. Lakers	60-22	Milwaukee	60-22	Baltimore	52-30	Boston	68-14
1973-74	L.A. Lakers	47-35	Milwaukee	59-23	Capital	47-35	Boston	56-26
1974-75	Golden State	48-34	Chicago	47-35	Washington	60-22	Boston	60-22
1975-76	Golden State	59-23	Milwaukee	38-44	Cleveland	49-33	Boston	54-28
1976-77	L.A. Lakers	53-29	Denver	50-32	Houston	49-33	Philadelphia	50-32
1977-78	Portland	58-24	Denver	48-34	San Antonio	52-30	Philadelphia	55-27
1978-79	Seattle	52-30	Kansas City	48-34	San Antonio	48-34	Washington	54-28
1979-80	L.A. Lakers	60-22	Milwaukee	49-33	Atlanta	50-32	Boston	61-21
1980-81	Phoenix	57-25	San Antonio	52-30	Milwaukee	60-22	Boston/Phil.	62-20
1981-82	L.A. Lakers	57-25	San Antonio	48-34	Milwaukee	55-27	Boston	63-19
1982-83	L.A. Lakers	58-24	San Antonio	53-29	Milwaukee	51-31	Philadelphia	65-17
1983-84	L.A. Lakers	54-28	Utah	45-37	Milwaukee	50-32	Boston	62-20
1984-85	L.A. Lakers	62-20	Denver	52-30	Milwaukee	59-23	Boston	63-19
1985-86	L.A. Lakers	62-20	Houston	51-31	Milwaukee	57-25	Boston	67-15
1986-87	L.A. Lakers	65-17	Dallas	55-27	Atlanta	57-25	Boston	59-23
1987-88	L.A. Lakers	62-20	Denver	54-28	Detroit	54-28	Boston	57-25
1988-89	L.A. Lakers	57-25	Utah	51-31	Detroit	63-19	New York	52-30
1989-90	L.A. Lakers	63-19	San Antonio	56-26	Detroit	59-23	Philadelphia	53-29
1990-91	Portland	63-19	San Antonio	55-27	Chicago	61-21	Boston	56-26
1991-92	Portland	57-25	Utah	55-27	Chicago	67-15	Boston	51-31
1992-93	Phoenix	62-20	Houston	55-27	Chicago	57-25	New York	60-22
1993-94	Seattle	63-19	Houston	58-24	Atlanta	57-25	New York	57-25
1994-95	Phoenix	59-23	San Antonio	62-20	Indiana	52-30	Orlando	57-25
1995-96	Seattle	64-18	San Antonio	59-23	Chicago	72-10	Orlando	60-22
1996-97	Seattle	57-25	Utah	64-18	Chicago	69-13	Miami	61-21
1997-98	Seattle	61-21	Utah	62-20	Chicago	62-20	Miami	55-27
1998-99	Portland	35-15	San Antonio	37-13	Indiana	33-17	Miami	33-17
1999-00	L.A. Lakers	67-15	Utah	55-27	Indiana	56-26	Miami	52-30
2000-01	L.A. Lakers	56-26	San Antonio	58-24	Milwaukee	52-30	Philadelphia	56-26
2001-02	Sacramento	61-21	San Antonio	58-24	Detroit	50-32	New Jersey	52-30
2002-03	Sacramento	59-23	San Antonio	60-22	Detroit	50-32	New Jersey	49-33
2003-04	L.A. Lakers	56-26	Minnesota	58-24	Indiana	61-21	New Jersey	47-35

SEASON	PACIFIC	W-L	NORTHWEST	W-L	SOUTHWEST	W-L	SOUTHEAST	W-L	CENTRAL	W-L	ATLANTIC	W-L
2004-05	Phoenix	62-20	Seattle	52-30	San Antonio	59-23	Miami	59-23	Detroit	54-28	Boston	45-37
2005-06	Phoenix	54-28	Denver	44-38	San Antonio	63-49	Miami	52-30	Detroit	64-18	New Jersey	49-33
2006-07	Phoenix	61-21	Utah	51-31	Dallas	67-15	Miami	44-38	Detroit	53-29	Toronto	47-35
2007-08	L.A. Lakers	57-25	Utah	54-28	New Orleans	56-26	Orlando	52-30	Detroit	59-23	Boston	66-16
2008-09	L.A. Lakers	65-17	Denver	54-28	San Antonio	54-28	Orlando	59-23	Cleveland	66-16	Boston	62-20
2009-10	L.A. Lakers	57-25	Denver	53-29	Dallas	55-27	Orlando	59-23	Cleveland	61-21	Boston	50-32
2010-11	L.A. Lakers	57-25	Okla. City	55-27	San Antonio	61-21	Miami	58-24	Chicago	62-20	Boston	56-26
2011-12	L.A. Lakers	41-25	Okla. City	47-19	San Antonio	50-16	Miami	46-20	Chicago	50-16	Boston	39-27

2011-12 NBA LEADERS

POINTS PER GAME		AVG
Durant	Oklahoma City	28.0
Bryant	Lakers	27.9
James	Miami	27.1
Love	Minnesota	26.0
Westbrook	Oklahoma City	23.6
Anthony	New York	22.6
Aldridge	Portland	21.7
Nowitzki	Dallas	21.6
D. Williams	New Jersey	21.0
Griffin	**Clippers**	**20.7**
Ellis	Golden St-Mil.	20.4
Lee	Golden State	20.1
Paul	**Clippers**	**19.8**
Pierce	Boston	19.4
Jefferson	Utah	19.2
Jennings	Milwaukee	19.1
Gay	Memphis	19.0
J. Johnson	Atlanta	18.8
Smith	Atlanta	18.8
Bynum	Lakers	18.7

REBOUNDS PER GAME		AVG
Howard	Orlando	14.5
Love	Minnesota	13.3
Bynum	Lakers	11.8
Cousins	Sacramento	11.0
Humphries	New Jersey	11.0
Griffin	**Clippers**	**10.9**
Gasol	Lakers	10.4
Gortat	Phoenix	10.0
Chandler	New York	9.9
Noah	Chicago	9.8
Monroe	Detroit	9.7
Jefferson	Utah	9.6
Smith	Atlanta	9.6
Lee	Golden State	9.6
Camby	Portland-Houston	9.0
Duncan	San Antonio	9.0
Gasol	Memphis	8.9
Ilyasova	Milwaukee	8.8
Hibbert	Indiana	8.8
Millsap	Utah	8.8

ASSISTS PER GAME		AVG
Rondo	Boston	11.7
Nash	Phoenix	10.7
Paul	**Clippers**	**9.1**
Calderon	Toronto	8.8
D. Williams	New Jersey	8.7
Rubio	Minnesota	8.2
Wall	Washington	8.0
Parker	San Antonio	7.7
Miller	Denver	6.7
Lawson	Denver	6.6
Conley	Memphis	6.5
Felton	Portland	6.5
James	Miami	6.2
Ellis	Golden St-Mil.	6.0
Nelson	Orlando	5.7
Sessions	Cleveland-Lakers	5.5
Jennings	Milwaukee	5.5
Westbrook	Oklahoma City	5.5
Iguodala	Philadelphia	5.5
Vasquez	New Orleans	5.4

MINUTES PER GAME		AVG
Deng	Chicago	39.4
Love	Minnesota	39.0
Durant	Oklahoma City	38.6
Bryant	Lakers	38.5
Howard	Orlando	38.3
James	Miami	37.5
Gasol	Lakers	37.4
Gay	Memphis	37.3
Lee	Golden State	37.2
Rondo	Boston	36.9
Ellis	Golden St-Mil.	36.6
Gasol	Memphis	36.5
Paul	Clippers	36.4
D. Williams	New Jersey	36.3
Aldridge	Portland	36.3
Griffin	**Clippers**	**36.2**
Wall	Washington	36.2
Wallace	Portland-N.J.	35.8
Iguodala	Philadelphia	35.6
J. Johnson	Atlanta	35.5

FIELD GOAL PCT.		PCT
Chandler	New York	.679
Howard	Orlando	.573
Pekovic	Minnesota	.564
Bynum	Lakers	.558
McGee	Wash.-Denver	.556
Gortat	Phoenix	.555
Griffin	**Clippers**	**.549**
Ibaka	Oklahoma City	.535
Blair	San Antonio	.534
Boozer	Chicago	.532
Nash	Phoenix	.532
James	Miami	.531
Monroe	Detroit	.521
Aldridge	Portland	.512
Noah	Chicago	.508
T. Young	Philadelphia	.507
Lee	Golden State	.503
Garnett	Boston	.503
Gasol	Lakers	.501
Wade	Miami	.497

FREE THROW PCT.		PCT
Crawford	Portland	.927
Redick	Orlando	.911
Nowitzki	Dallas	.896
Nash	Phoenix	.894
Martin	Houston	.894
Ridnour	Minnesota	.891
Anderson	Orlando	.877
Augustin	Charlotte	.875
Granger	Indiana	.873
Bargnani	Toronto	.873
Irving	Cleveland	.872
Jack	New Orleans	.872
Gallinari	Denver	.871
Thornton	Sacramento	.865
Lowry	Houston	.864
Paul	**Clippers**	**.861**
Conley	Memphis	.861
Gordon	Detroit	.860
Durant	Oklahoma City	.860
Matthews	Portland	.860

3-PT FIELD GOAL PCT.		PCT
Novak	New York	.472
Ilyasova	Milwaukee	.455
Curry	Golden State	.455
Allen	Boston	.453
Miller	Miami	.453
Rush	Golden State	.452
Green	Atlanta	.442
Farmar	New Jersey	.440
Green	San Antonio	.436
Korver	Chicago	.435
Gordon	Detroit	.429
Duhon	Orlando	.420
Jefferson	San Ant-Golden St	.420
Bonner	San Antonio	.420
Neal	San Antonio	.419
Redick	Orlando	.418
Thompson	Golden State	.414
Ginobili	San Antonio	.413
Jones	Miami	.404
Budinger	Houston	.402

STEALS PER GAME		AVG
Paul	**Clippers**	**2.53**
Conley	Memphis	2.19
James	Miami	1.85
Millsap	Utah	1.84
Allen	Memphis	1.79
Iguodala	Philadelphia	1.73
Shumpert	New York	1.71
Westbrook	Oklahoma City	1.70
George	Indiana	1.64
Teague	Atlanta	1.61

STEALS/TURNOVER RATIO		
Leonard	San Antonio	1.93
C. Singleton	Washington	1.84
Matthews	Portland	1.32
Brewer	Denver	1.29
Paul	**Clippers**	**1.23**
Brewer	Chicago	1.22
Delfino	Milwaukee	1.20
Allen	Memphis	1.11
Memphis	1.09	
Houston	1.06	

BLOCKS PER GAME		AVG
Ibaka	Oklahoma City	3.65
McGee	Washington-Denver	2.16
Howard	Orlando	2.15
Jordan	**Clippers**	**2.03**
Hibbert	Indiana	1.97
Bynum	Lakers	1.93
Gasol	Memphis	1.86
Biyombo	Charlotte	1.83
Smith	Atlanta	1.74
Dalembert	Houston	1.71

ASSIST/TURNOVER RATIO		
Calderon	Toronto	4.50
Paul	**Clippers**	**4.38**
Conley	Memphis	3.23
Rondo	Boston	3.21
Williams	Philadelphia	3.11
Robinson	Golden State	3.08
Parker	San Antonio	3.03
Udrih	Milwaukee	2.95
Iguodala	Philadelphia	2.95
Kidd	Dallas	2.90

THE OPTIMA. OPTIMIZED.

The Optima upped the game for midsize sedans, and now the Optima Limited is taking it to a whole new level. Equipped with a 274-horsepower GDI Turbo engine, paddle shifters, a sport-tuned suspension, front and rear red brake calipers and HID headlights, the new Optima Limited isn't just a competitor – it's a game changer.

OPTIMA

GDI • TURBO • LIMITED • HYBRID

LOS ANGELES CLIPPERS | KIA

OFFICIAL VEHICLE

Optima Hybrid quantities are limited and available only at hybrid-authorized Kia dealers. Check with your local Kia dealer. Optima SX Limited shown. The NBA identifications are the intellectual property of NBA Properties, Inc. and the respective teams. © 2012 NBA Properties, Inc. All rights reserved.

Back to Index

2012 NBA DRAFT

ROUND 1

NO.	TEAM	PLAYER	FROM
1	New Orleans	Anthony Davis	Kentucky
2	Charlotte	Michael Kidd-Gilchrist	Kentucky
3	Washington	Bradley Beal	Florida
4	Cleveland	Dion Waiters	Syracuse
5	Sacramento	Thomas Robinson	Kansas
6	Portland (from Brooklyn)	Damian Lillard	Weber State
7	Golden State	Harrison Barnes	North Carolina
8	Toronto	Terrence Ross	Washington
9	Detroit	Andre Drummond	Connecticut
10	New Orleans (from Minnesota via L.A. Clippers)	Austin Rivers	Duke
11	Portland	Meyers Leonard	Illinois
12	Houston (from Milwaukee)	Jeremy Lamb	Connecticut
13	Phoenix	Kendall Marshall	North Carolina
14	Milwaukee (from Houston)	John Henson	North Carolina
15	Philadelphia	Maurice Harkless	St. John's
16	Houston (from New York)	Royce White	Iowa State
17	Dallas	Tyler Zeller*	North Carolina
18	Houston (from Minnesota via Utah)	Terrence Jones	Kentucky
19	Orlando	Andrew Nicholson	St. Bonaventure
20	Denver	Evan Fournier	France
21	Boston	Jared Sullinger	Ohio State
22	Boston (from L.A. Clippers via Oklahoma City)	Fab Melo	Syracuse
23	Atlanta	John Jenkins	Vanderbilt
24	Cleveland	Jared Cunningham*	Oregon State
25	Memphis	Tony Wroten Jr.	Washington
26	Indiana	Miles Plumlee	Duke
27	Miami	Arnett Moultrie**	Mississippi State
28	Oklahoma City	Perry Jones	Baylor
29	Chicago	Marquis Teague	Kentucky
30	Golden State (from San Antonio)	Festus Ezeli	Vanderbilt

ROUND 2

NO.	TEAM	PLAYER	FROM
31	Charlotte	Jeff Taylor	Vanderbilt
32	Washington	Tomas Satoransky	Czech Republic
33	Cleveland	Bernard James*	Florida State
34	Cleveland	Jae Crowder*	Marquette
35	Golden State (from Brooklyn)	Draymond Green	Michigan State
36	Sacramento	Orlando Johnson***	UC Santa Barbara
37	Toronto	Quincy Acy	Baylor
38	Denver (from Golden State via New York)	Quincy Miller	Baylor
39	Detroit	Khris Middleton	Texas A & M
40	Portland (from Minnesota via Houston)	Will Barton	Memphis
41	Portland	Tyshawn Taylor#	Kansas
42	Milwaukee	Doron Lamb	Kentucky
43	Atlanta (from Phoenix)	Mike Scott	Virginia
44	Detroit (from Houston)	Kim English	Missouri
45	Philadelphia	Justin Hamilton**	LSU
46	New Orleans (from Dallas)	Darius Miller	Kentucky
47	Utah	Kevin Murphy	Tennessee Tech
48	New York	Kostas Papanikolaou	Greece
49	Orlando	Kyle O'Quinn	Norfolk State
50	Denver	Izzet Turkyilmaz	Turkey
51	Boston	Kris Joseph	Syracuse
52	Golden State (from Atlanta)	Ognjen Kuzmic	Bosnia
53	**Clippers**	**Furkan Aldemir**	**Turkey**
54	Philadelphia	Tornike Shengelia##	Georgia
55	Dallas	Darius Johnson-Odom###	Marquette
56	Toronto (from Indiana)	Tomislav Zubcic	Croatia
57	Brooklyn (from Miami)	Ilkan Karaman	Turkey
58	Minnesota (from Oklahoma City)	Robbie Hummel	Purdue
59	San Antonio	Marcus Denmon	Missouri
60	Lakers	Robert Sacre	Gonzaga

* Cleveland gets Kelenna Azubuike and the draft rights to Tyler Zeller from Dallas for the draft rights to Jared Cunningham, Bernard James and Jae Crowder.

** Philadelphia gets the draft rights to Arnett Moultrie from Miami for the draft rights to Justin Hamilton and a future first round pick.

*** Indiana gets the draft rights to Orlando Johnson from Sacramento for cash considerations.

\# Brooklyn gets the draft rights to Tyshawn Taylor from Portland for cash considerations.

Brooklyn gets the draft rights Tornike Shengelia from Philadelphia for cash considerations.

Lakers get the draft rights to Darius Johnson-Odom from Dallas for cash considerations.

THE SPANISH VOICE OF SPORTS

for So. California Since 1962

1330 AM

ESPN DEPORTES

RadioDeportes.com

Back to Index

ACTIVE CAREER LEADERS

(Players who were on active rosters or on injured list during 2011-12 season)

MOST GAMES PLAYED

Jason Kidd	1,315
Kevin Garnett	1,255
Juwan Howard	1,201
Derek Fisher	1,173
Kobe Bryant	1,161
Steve Nash	1,152
Ray Allen	1,148
Tim Duncan	1,111
Ben Wallace	1,088
Kurt Thomas	1,071

MOST MINUTES PLAYED

Jason Kidd	48,068
Kevin Garnett	45,779
Kobe Bryant	42,378
Ray Allen	42,373
Tim Duncan	39,368
Dirk Nowitzki	38,314
Paul Pierce	37,785
Juwan Howard	36,602
Steve Nash	36,129
Antawn Jamison	35,753

MOST FIELD GOALS ATTEMPTED

Kobe Bryant	22,706
Kevin Garnett	19,515
Ray Allen	17,761
Dirk Nowitzki	17,747
Vince Carter	17,379
Tim Duncan	17,192
Paul Pierce	16,538
Antawn Jamison	16,357
Tracy McGrady	15,413
Jason Kidd	15,148

MOST FIELD GOALS MADE

Kobe Bryant	10,286
Kevin Garnett	9,729
Tim Duncan	8,717
Dirk Nowitzki	8,431
Ray Allen	8,035
Vince Carter	7,713
Paul Pierce	7,406
Antawn Jamison	7,383
LeBron James	6,794
Tracy McGrady	6,709

MOST FREE THROWS ATTEMPTED

Kobe Bryant	8,842
Paul Pierce	7,556
Tim Duncan	7,410
Dirk Nowitzki	6,831
LeBron James	6,082
Kevin Garnett	5,876
Dwight Howard	5,727
Jerry Stackhouse	5,636
Corey Maggette	5,551
Grant Hill	**5,474**

MOST FREE THROWS MADE

Kobe Bryant	7,407
Paul Pierce	6,101
Dirk Nowitzki	5,997
Tim Duncan	5,098
Kevin Garnett	4,641
Jerry Stackhouse	4,629
Corey Maggette	4,569
LeBron James	4,540
Chauncey Billups	**4,441**
Grant Hill	**4,214**

MOST 3-PT. FIELD GOALS MADE

Ray Allen	2,718
Jason Kidd	1,874
Jason Terry	1,788
Chauncey Billups	**1,783**
Rashard Lewis	1,690
Paul Pierce	1,678
Steve Nash	1,620
Jason Richardson	1,520
Mike Bibby	1,517
Kobe Bryant	1,505

MOST 3-PT. FIELD GOALS ATTEMPTED

Ray Allen	6,788
Jason Kidd	5,376
Jason Terry	4,706
Chauncey Billups	**4,587**
Paul Pierce	4,546
Kobe Bryant	4,472
Rashard Lewis	4,360
Baron Davis	4,159
Jason Richardson	4,081
Vince Carter	4,018

MOST OFFENSIVE REBOUNDS

Ben Wallace	3,444
Tim Duncan	3,292
Elton Brand	3,040
Kevin Garnett	3,011
Erick Dampier	2,723
Marcus Camby	2,587
Antawn Jamison	2,439
Shawn Marion	2,390
Juwan Howard	2,348
Dwight Howard	2,266

MOST DEFENSIVE REBOUNDS

Kevin Garnett	10,302
Tim Duncan	9,241
Dirk Nowitzki	7,488
Ben Wallace	7,038
Marcus Camby	6,846
Jason Kidd	6,684
Shawn Marion	6,487
Lamar Odom	**5,875**
Dwight Howard	5,806
Kurt Thomas	5,341

MOST REBOUNDS

Kevin Garnett	13,313
Tim Duncan	12,533
Ben Wallace	10,482
Marcus Camby	9,433
Shawn Marion	8,877
Dirk Nowitzki	8,733
Jason Kidd	8,402
Elton Brand	8,086
Dwight Howard	8,072
Antawn Jamison	7,740

MOST STEALS

Jason Kidd	2,559
Kobe Bryant	1,722
Kevin Garnett	1,664
Shawn Marion	1,567
Metta World Peace	1,543
Baron Davis	1,530
Paul Pierce	1,499
Andre Miller	1,391
Ben Wallace	1,369
Ray Allen	1,330

MOST ASSISTS

Jason Kidd	11,842
Steve Nash	9,916
Andre Miller	7,472
Baron Davis	6,025
Chauncey Billups	**5,545**
Mike Bibby	5,517
Kobe Bryant	5,418
Kevin Garnett	5,065
Chris Paul	**4,771**
Jason Terry	4,754

MOST BLOCKED SHOTS

Tim Duncan	2,469
Marcus Camby	2,317
Ben Wallace	2,137
Kevin Garnett	1,908
Jermaine O'Neal	1,702
Elton Brand	1,617
Erick Dampier	1,398
Samuel Dalembert	1,358
Dwight Howard	1,344
Pau Gasol	1,331

MOST FOULS

Kurt Thomas	3,527
Juwan Howard	3,484
Kevin Garnett	3,105
Kobe Bryant	2,991
Al Harrington	2,979
Paul Pierce	2,914
Erick Dampier	2,869
Vince Carter	2,867
Tim Duncan	2,763
Lamar Odom	**2,702**

MOST DISQUALIFICATIONS

Kurt Thomas	69
Lamar Odom	**53**
Tyson Chandler	43
Kenyon Martin	42
Samuel Dalembert	40
Erick Dampier	39
Jermaine O'Neal	36
Metta World Peace	34
Kirk Hinrich	33
Andris Biedrins	33
Jason Collins	33

MOST POINTS

Kobe Bryant	29,484
Kevin Garnett	24,270
Dirk Nowitzki	24,134
Ray Allen	22,941
Paul Pierce	22,591
Tim Duncan	22,558
Vince Carter	21,135
Antawn Jamison	19,246
LeBron James	19,045
Tracy McGrady	18,381

ACTIVE CAREER LEADERS

(Players who were on active rosters or on injured list during 2011-12 season)

HIGHEST FIELD GOAL PERCENTAGE

(2,000 FGM minimum)

Player	FGM	FGA	Pct
Tyson Chandler	2,287	3,956	.578
Dwight Howard	4,034	6,988	.577
Nene Hilario	2,634	4,696	.561
Eddy Curry	2,574	4,726	.545
David Lee	2,886	5,357	.539
Carlos Boozer	4,485	8,358	.537
Brendan Haywood	2,003	3,753	.534
Amar'e Stoudemire	5,048	9,473	.533
Andrew Bogut	2,220	4,250	.522
Paul Millsap	2,198	4,214	.522

HIGHEST FREE THROW PERCENTAGE

(1,200 FTM minimum)

Player	FTM	FTA	Pct
Steve Nash	2,931	3,244	.904
Ray Allen	4,153	4,646	.894
Chauncey Billups	**4,441**	**4,969**	**.894**
Kevin Durant	2,624	2,988	.878
Dirk Nowitzki	5,997	6,831	.878
Earl Boykins	1,255	1,433	.876
Mo Williams	1,209	1,392	.869
Kevin Martin	2,716	3,140	.865
Ben Gordon	1,871	2,179	.859
Chris Paul	**2,231**	**2,612**	**.854**

HIGHEST 3-POINT FIELD GOAL PERCENTAGE

(250 3FGM Minimum)

Player	FG3M	FG3A	Pct
Stephen Curry	372	843	.441
Steve Novak	347	795	.436
Jason Kapono	457	1,054	.434
Steve Nash	1,620	3,785	.428
Anthony Morrow	442	1,037	.426
Daniel Gibson	522	1,256	.416
Matt Bonner	641	1,545	.415
Brandon Rush	394	953	.413
Kyle Korver	1,134	2,743	.413
Jared Dudley	343	839	.409

HIGHEST SCORING AVERAGE

(400 Games or 10,000 Points Minimum)

Player	G	FGM	FTM	Pts	Avg
LeBron James	689	6,794	4,540	19,045	27.6
Kobe Bryant	1161	10,286	7,407	29,484	25.4
Dwyane Wade	596	5,292	4,082	14,990	25.2
Carmelo Anthony	646	5,677	4,041	15,926	24.7
Dirk Nowitzki	1055	8,431	5,997	24,134	22.9
Paul Pierce	1025	7,406	6,101	22,591	22.0
Amar'e Stoudemire	641	5,048	3,703	13,829	21.6
Vince Carter	986	7,713	4,208	21,135	21.4
Gilbert Arenas	552	3,722	2,879	11,402	20.7
Tim Duncan	1111	8,717	5,098	22,558	20.3

ALL-TIME STATISTICAL LEADERS

(Active 2011-12 players in capital letters)

MOST GAMES PLAYED

Robert Parish	1,611
Kareem Abdul-Jabbar	1,560
John Stockton	1,504
Karl Malone	1,476
Kevin Willis	1,424
Reggie Miller	1,389
Clifford Robinson	1,380
Gary Payton	1,335
Moses Malone	1,329
JASON KIDD	1,315

MOST MINUTES PLAYED

Kareem Abdul-Jabbar	57,446
Karl Malone	54,852
Elvin Hayes	50,000
JASON KIDD	48,068
Wilt Chamberlain	47,859
John Stockton	47,764
Reggie Miller	47,619
Gary Payton	47,117
John Havlicek	46,471
KEVIN GARNETT	45,779

MOST FIELD GOALS MADE

Kareem Abdul-Jabbar	15,837
Karl Malone	13,528
Wilt Chamberlain	12,681
Michael Jordan	12,192
Shaquille O'Neal	11,330
Elvin Hayes	10,976
Hakeem Olajuwon	10,749
Alex English	10,659
John Havlicek	10,513
KOBE BRYANT	10,286

MOST FIELD GOALS ATTEMPTED

Kareem Abdul-Jabbar	28,307
Karl Malone	26,210
Michael Jordan	24,537
Elvin Hayes	24,272
John Havlicek	23,930
Wilt Chamberlain	23,497
KOBE BRYANT	22,706
Dominique Wilkins	21,589
Alex English	21,036
Hakeem Olajuwon	20,991

MOST FREE THROWS MADE

Karl Malone	9,787
Moses Malone	8,531
Oscar Robertson	7,694
KOBE BRYANT	7,407
Michael Jordan	7,327
Jerry West	7,160
Dolph Schayes	6,979
Adrian Dantley	6,832
Kareem Abdul-Jabbar	6,712
Allen Iverson	6,375

MOST FREE THROWS ATTEMPTED

Karl Malone	13,188
Wilt Chamberlain	11,862
Shaquille O'Neal	11,252
Moses Malone	11,090
Kareem Abdul-Jabbar	9,304
Oscar Robertson	9,185
KOBE BRYANT	8,842
Jerry West	8,801
Michael Jordan	8,772
Charles Barkley	8,643

MOST 3-PT. FIELD GOALS MADE

RAY ALLEN	2,718
Reggie Miller	2,560
JASON KIDD	1,874
JASON TERRY	1,788
CHAUNCEY BILLUPS	**1,783**
Peja Stojakovic	1,760
Dale Ellis	1,719
RASHARD LEWIS	1,690
PAUL PIERCE	1,678
STEVE NASH	1,620

MOST 3-PT. FIELD GOALS ATTEMPTED

RAY ALLEN	6,788
Reggie Miller	6,486
JASON KIDD	5,376
JASON TERRY	4,706
CHAUNCEY BILLUPS	**4,587**
PAUL PIERCE	4,546
KOBE BRYANT	4,472
Peja Stojakovic	4,392
RASHARD LEWIS	4,360
Tim Hardaway	4,345

MOST OFFENSIVE REBOUNDS

Moses Malone	6,731
Robert Parish	4,598
Buck Williams	4,526
Dennis Rodman	4,329
Charles Barkley	4,260
Shaquille O'Neal	4,209
Kevin Willis	4,132
Hakeem Olajuwon	4,034
Charles Oakley	3,924
Dikembe Mutombo	3,808

MOST DEFENSIVE REBOUNDS

Karl Malone	11,406
KEVIN GARNETT	10,302
Robert Parish	10,117
Hakeem Olajuwon	9,714
Moses Malone	9,481
Kareem Abdul-Jabbar	9,394
TIM DUNCAN	9,241
Shaquille O'Neal	8,890
Patrick Ewing	8,855
Dikembe Mutombo	8,551

MOST TOTAL REBOUNDS

Wilt Chamberlain	23,924
Bill Russell	21,620
Kareem Abdul-Jabbar	17,440
Elvin Hayes	16,279
Moses Malone	16,212
Karl Malone	14,968
Robert Parish	14,715
Nate Thurmond	14,464
Walt Bellamy	14,241
Wes Unseld	13,769

MOST ASSISTS

John Stockton	15,806
JASON KIDD	11,842
Mark Jackson	10,334
Magic Johnson	10,141
STEVE NASH	9,916
Oscar Robertson	9,887
Isiah Thomas	9,061
Gary Payton	8,966
Rod Strickland	7,987
ANDRE MILLER	7,472

MOST PERSONAL FOULS

Kareem Abdul-Jabbar	4,657
Karl Malone	4,578
Robert Parish	4,443
Charles Oakley	4,421
Hakeem Olajuwon	4,383
Buck Williams	4,267
Elvin Hayes	4,193
Clifford Robinson	4,175
Kevin Willis	4,172
Shaquille O'Neal	4,146
Otis Thorpe	4,146

MOST DISQUALIFICATIONS

Vern Mikkelsen	127
Walter Dukes	121
Shawn Kemp	115
Charlie Share	105
Paul Arizin	101
Darryl Dawkins	100
James Edwards	96
Tom Gola	94
Tom Sanders	94
Steve Johnson	93

MOST STEALS

John Stockton	3,265
JASON KIDD	2,559
Michael Jordan	2,514
Gary Payton	2,445
Maurice Cheeks	2,310
Scottie Pippen	2,307
Clyde Drexler	2,207
Hakeem Olajuwon	2,162
Alvin Robertson	2,112
Karl Malone	2,085

MOST BLOCKED SHOTS

Hakeem Olajuwon	3,830
Dikembe Mutombo	3,289
Kareem Abdul-Jabbar	3,189
Mark Eaton	3,064
David Robinson	2,954
Patrick Ewing	2,894
Shaquille O'Neal	2,732
Tree Rollins	2,542
TIM DUNCAN	2,469
Robert Parish	2,361

POINTS

Kareem Abdul-Jabbar	38,387
Karl Malone	36,928
Michael Jordan	32,292
Wilt Chamberlain	31,419
KOBE BRYANT	29,484
Shaquille O'Neal	28,596
Moses Malone	27,409
Elvin Hayes	27,313
Hakeem Olajuwon	26,946
Oscar Robertson	26,710

ALL-TIME STATISTICAL LEADERS

(Active 2011-12 players in capital letters)

HIGHEST FIELD GOAL PERCENTAGE

(2,000 FGM minimum)

Player	FGM	FGA	Pct
Artis Gilmore	5,732	9,570	.599
Shaquille O'Neal	11,330	19,457	.582
Mark West	2,528	4,356	.580
TYSON CHANDLER	2,287	3,956	.578
DWIGHT HOWARD	4,034	6,988	.577
Steve Johnson	2,841	4,965	.572
Darryl Dawkins	3,477	6,079	.572
James Donaldson	3,105	5,442	.571
Bo Outlaw	2,005	3,534	.567
Jeff Ruland	2,105	3,734	.564

HIGHEST FREE THROW PERCENTAGE

(1,200 FTM minimum)

Player	FTM	FTA	Pct
Mark Price	2,135	2,362	.9039
STEVE NASH	2,931	3,244	.9035
Rick Barry	3,818	4,243	.900
Peja Stojakovic	2,237	2,500	.895
RAY ALLEN	4,153	4,646	.894
CHAUNCEY BILLUPS	**4,441**	**4,969**	**.894**
Calvin Murphy	3,445	3,864	.892
Scott Skiles	1,548	1,741	.889
Reggie Miller	6,237	7,026	.888
Larry Bird	3,960	4,471	.886

HIGHEST 3-POINT FIELD GOAL PERCENTAGE

(250 3FGM Minimum)

Player	FG3M	FG3A	Pct
Steve Kerr	726	1,599	.454
STEPHEN CURRY	372	843	.441
Hubert Davis	728	1,651	.441
Drazen Petrovic	255	583	.437
STEVE NOVAK	347	795	.436
JASON KAPONO	457	1,054	.434
Tim Legler	260	603	.431
STEVE NASH	1,620	3,785	.428
ANTHONY MORROW	442	1,037	.426
B.J. Armstrong	436	1,026	.425

HIGHEST SCORING AVERAGE

(400 Games or 10,000 Points Minimum)

Player	G	FGM	FTM	Pts	Avg
Michael Jordan	1072	12,192	7,327	32,292	30.12
Wilt Chamberlain	1045	12,681	6,057	31,419	30.07
LEBRON JAMES	689	6,794	4,540	19,045	27.6
Elgin Baylor	846	8,693	5,763	23,149	27.4
Jerry West	932	9,016	7,160	25,192	27.0
Allen Iverson	914	8,467	6,375	24,368	26.7
Bob Pettit	792	7,349	6,182	20,880	26.4
George Gervin	791	8,045	4,541	20,708	26.2
Oscar Robertson	1040	9,508	7,694	26,710	25.7
KOBE BRYANT	1161	10,286	7,407	29,484	25.4

AWARD WINNERS

2011-12 NBA HONOR ROLL

Kia NBA Most Valuable Player Award	LeBron James	Miami
NBA Coach of the Year	Gregg Popovich	San Antonio
T-Mobile NBA Rookie of the Year	Kyrie Irving	Cleveland
Kia NBA Defensive Player of the Year Award	Tyson Chandler	New York
Kia NBA Sixth Man Award	James Harden	Oklahoma City
Kia NBA Most Improved Player Award	Ryan Anderson	Orlando
NBA Sportsmanship Award	Jason Kidd	Dallas
J. Walter Kennedy Citizenship Award	Pau Gasol	Lakers
NBA Executive of the Year	Larry Bird	Indiana

2011-12 ALL-NBA TEAMS

FIRST TEAM			SECOND TEAM		THIRD TEAM	
F	LeBron James	Miami	F Kevin Love	Minnesota	F Carmelo Anthony	New York
F	Kevin Durant	Oklahoma City	**F Blake Griffin**	**Clippers**	F Dirk Nowitzki	Dallas
C	Dwight Howard	Orlando	C Andrew Bynum	Lakers	C Tyson Chandler	New York
G	Kobe Bryant	Lakers	G Tony Parker	San Antonio	G Dwyane Wade	Miami
G	**Chris Paul**	**Clippers**	G Russell Westbrook	Oklahoma City	G Rajon Rondo	Boston

2011-12 NBA ALL-DEFENSIVE TEAMS

FIRST TEAM			SECOND TEAM	
F	LeBron James	Miami	F Kevin Garnett	Boston
F	Serge Ibaka	Oklahoma City	F Luol Deng	Chicago
C	Dwight Howard	Orlando	C Tyson Chandler	Dallas
G	**Chris Paul**	**Clippers**	G Rajon Rondo	Boston
G	Tony Allen	Memphis	G Kobe Bryant	Lakers

2011-12 T-MOBILE NBA ALL-ROOKIE TEAMS

(Chosen Without Regard to Position)

FIRST TEAM		SECOND TEAM	
Kyrie Irving	Cleveland	Chandler Parsons	Houston
Ricky Rubio	Minnesota	Isaiah Thomas	Sacramento
Kenneth Faried	Denver	MarShon Brooks	New Jersey
Klay Thompson	Golden State	Derrick Williams	Minnesota
Iman Shumpert	New York	Tristan Thompson	Cleveland

COMMUNITY ASSIST AWARD

February	Wesley Matthews	Portland Trail Blazers
March	Gerald Henderson	Charlotte Bobcats
April	Rudy Gay	Memphis Grizzlies
May	Pau Gasol	Los Angeles Lakers

AWARD WINNERS

NBA PLAYERS OF THE WEEK

Week Ending	Eastern Conference	Western Conference
January 1	LeBron James, Miami	Kevin Durant, Oklahoma City
January 8	LeBron James, Miami	Kobe Bryant, Lakers
January 15	Derrick Rose, Chicago	Kobe Bryant, Lakers
January 22	Dwight Howard, Orlando	Pau Gasol, Lakers
January 29	LeBron James, Miami	Russell Westbrook, Oklahoma City
February 5	Paul Pierce, Boston	Tony Parker, San Antonio
February 12	Jeremy Lin, New York	Russell Westbrook, Oklahoma City
February 19	LeBron James, Miami	Kevin Durant, Oklahoma City
March 4	Derrick Rose, Chicago	Ty Lawson, Denver
March 11	Ersan Ilyasova, Milwaukee	Monta Ellis, Golden State
March 18	Drew Gooden, Milwaukee	Andrew Bynum, Lakers
March 25	Joe Johnson, Atlanta	Kevin Durant, Oklahoma City
April 1	Paul Pierce, Boston	**Chris Paul, Clippers**
April 8	LeBron James, Miami	Goran Dragic, Houston
April 15	Kevin Garnett, Boston	Andrew Bynum, Lakers
April 22	LeBron James, Miami	Al Jefferson, Utah

NBA PLAYER OF THE MONTH PRESENTED BY KIA MOTORS

Month	Eastern Conference	Western Conference
December/January	LeBron James, Miami	Kobe Bryant, Lakers
February	LeBron James, Miami	Kevin Durant, Oklahoma City
March	Paul Pierce, Boston	Kevin Durant, Oklahoma City
April	Carmelo Anthony, New York	**Chris Paul, Clippers**

T-MOBILE ROOKIE OF THE MONTH

Month	Eastern Conference	Western Conference
December/January	Kyrie Irving, Cleveland	Ricky Rubio, Minnesota
February	Kyrie Irving, Cleveland	Isaiah Thomas, Sacramento
March	Kyrie Irving, Cleveland	Isaiah Thomas, Sacramento
April	Ivan Johnson, Atlanta	Kenneth Faried, Denver

COACH OF THE MONTH

Month	Eastern Conference	Western Conference
December/January	Tom Thibodeau, Chicago	Scott Brooks, Oklahoma City
February	Erik Spoelstra, Miami	Gregg Popovich, San Antonio
March	Tom Thibodeau, Chicago	Gregg Popovich, San Antonio
April	Frank Vogel, Indiana	Lionell Hollins, Memphis

YOU'RE NOT A TOURIST. YOU'RE A
RESORTIST.™
If you find yourself ushering in a new day still smiling about the previous evening's adventures, you must be a resortist. So you'll be right at home at Mandalay Bay, a true resort at the beginning of the Strip. Resortists, welcome home.
mandalaybay.com
Live the M life at this MGM Resorts International™ destination
MANDALAY BAY®
RESORT AND CASINO, LAS VEGAS
Back to Index

ADDITIONAL INFORMATION

Back to Index

STAPLES CENTER

STAPLES Center has a reputation for excellence that is unrivaled worldwide and has established itself as the Sports and Entertainment Center of the World. Beginning with Bruce Springsteen and the E Street Band's opening night concert on October 17, 1999, over 38 million guests have come to the AEG-owned and operated STAPLES Center to attend a schedule of prestigious concerts, sporting events, family shows and other major attractions unmatched by any arena.

As the home of four professional sports franchises, the NBA's Clippers and Lakers, the NHL's Los Angeles Kings, and the WNBA's Los Angeles Sparks. STAPLES Center has proven to be a home court advantage for the local teams. Both the Clippers and Kings have set franchise records for attendance and sellouts since moving into their "new home".

STAPLES Center continues to distinguish itself as the host of major, high-profile events of national and international distinction including the 2004 & 2011 NBA All-Star Game, the 2002 NHL All-Star Game, 2002 U.S. Figure Skating Championships, the 2000 Democratic National Convention, 2009 ISU World Figure Skating Championships, twelve GRAMMY Award shows, ten X Games competitions, three WTA Tour Championships, eleven Pac-10/Pac-12 Men's Basketball Championship tournaments and the Michael Jackson Public Memorial Service on July 7, 2009.

STAPLES Center's first thirteen years have also been marked with performances and special events that brought international stature to Los Angeles' sports & entertainment icon including concerts starring Mana, Taylor Swift, Prince, U2, Garth Brooks Usher, Paul McCartney, Don Henley, Bon Jovi, Madonna, Christina Aguilera, Justin Timberlake, Phil Collins, the Rolling Stones, Taylor Swift, Dave Matthews Band, Britney Spears, Rod Stewart, Eric Clapton, Janet Jackson, Jay-Z, Simon & Garfunkel, Van Halen, Dixie Chicks, John Mayer, Shania Twain, Peter Gabriel, Ricky Martin, Tina Turner, Kanye West, Luis Miguel, Billy Joel, Lionel Ritchie, Reba McEntire, Crosby, Stills, Nash & Young, Faith Hill & Tim McGraw, Kenny Chesney, Rod Stewart, Tool, Shakira, Depeche Mode, Cher, Bette Midler, Lady Gaga, Keith Urban, Mariah Carey, Eurythmics, Googoosh, The Police, Beyonce, Bob Seger, Lady Antebellum, Katy Perry, Marco Antonio Solis, and a New Year's Eve spectacular starring The Eagles, Jackson Browne and Linda Ronstadt; world championship boxing including Lennox Lewis vs. Vitali Klitschko for the World Heavyweight Championship and the first-ever Latin Grammy Awards. In addition, the arena hosted multiple sold-out WWE dates, UFC events, Ringling Bros. & Barnum and Bailey Circus, Disney on Ice, Walking with Dinosaurs and the Harlem Globetrotters.

Through the activities of STAPLES Center Foundation, the people of Los Angeles have also been touched in a different way. Dedicated to improving the quality of life for the youth in the greater Los Angeles area through grants and educational and recreational programming, the Foundation has placed a special emphasis on contributing to low income neighborhoods surrounding the arena.

More than $10 million has already been pledged to community organizations by STAPLES Center Foundation including $1 million grants to Inner-City Arts (a public private partnership non-profit organization that provides much needed arts education for downtown elementary and middle school students) and the Walt Disney Concert Hall, home to the Los Angeles Philharmonic along with a recent $750,000 commitment to A Better LA, an organization founded by Pete Carroll and dedicated to supporting local communities in their goal to reduce gang violence by empowering change in South Los Angeles.

STAPLES Center has also "adopted" Tenth Street Elementary School located in the heart of the Pico-Union section of downtown Los Angeles. Together, the staffs of the arena and the school have developed a groundbreaking public-private educational partnership benefiting the school in the form of scholarships, teacher / student incentivizing and an in-school volunteer program in which STAPLES Center's executives regularly participate.

STAPLES Center has been designed with the fans of Los Angeles in mind. Guests who attend events are treated to the finest entertainment experience imaginable. The arena has over 1,000 Panasonic flat panel televisions and (as part of a specially designed $1.5 million facility sound system) 675 separate speakers outside of the seating area, so fans never miss any of the sights or sounds of a STAPLES Center event. Also featured is a $2 million specialty lighting package and other state-of-the-art industry amenities. In 2010, STAPLES Center unveiled their brand new $10 million center-hung video LIVE 4HD Scoreboard specially designed for the venue by Panasonic.

Along STAPLES Center's five concourses are 23 refreshment stands offering a variety of dining choices including the City View Grill, a one-of-a-kind outdoor dining experience with a spectacular view of L.A. LIVE and of the downtown Los Angeles skyline. The TEAM LA Store located on the main concourse is a retail store featuring official merchandise from the teams and events that call STAPLES Center home. Finally, the arena provides 55 public restrooms including three "family" restrooms.

Perhaps the greatest emphasis throughout STAPLES Center's development has been the recruitment and training of its guest services staff. The STAPLES Center experience is second-to-none from the entertainment environment to the staff's commitment to making every guest's visit a memorable one. Never before has an arena had the amenities, features and commitment to quality service that STAPLES Center offers to the fans and the City of Los Angeles. STAPLES Center continues to set new standards for the arena industry.

MICHAEL ROTH
Vice President,
Communications, AEG

Located directly across the street from STAPLES Center is L.A. LIVE, a one-of-a-kind sports, entertainment and residential district in downtown Los Angeles. The district features Nokia Theatre L.A. LIVE, The GRAMMY Museum, Conga Room and Club Nokia, giving L.A. LIVE more music per square foot than anywhere else in the world. The district offers a rich mix of local, regional and national restaurants including Wolfgang Puck Bar and Grill, Rosa Mexicano, The Farm of Beverly Hills, Yard House, Katsuya, Fleming's Prime Steakhouse & Wine Bar, Rock 'N Fish, Trader Vic's, ESPN Zone, Lawry's Carvery, New Zealand Natural Ice Cream, Starbucks and BOCA at the Conga Room, L.A. Market, WP24 and others, a 100,000 sf special events deck, the famous Lucky Strike Lanes and Lounge, the celebrity owned Conga Room. The development also features a 54-story, 1001-room convention "headquarters" hotel (combining JW Marriott and GThe Ritz Carlton brands and 224 luxury condominiums – The Ritz Carlton Residences at L.A.), the 14-screen Regal Cinemas L.A. LIVE Stadium 14 theatre, along with ESPN's West Coast broadcast headquarters. L.A. LIVE is recognized worldwide for offering an incomparable and unforgettable entertainment experience.

ARENA SERVICES

Box Office/Ticketmaster
STAPLES Center's Box Office, located along Chick Hearn Court (formerly 11th Street) in Star Plaza, is open Mondays through Saturdays from 9:00 AM – 6:00 PM. The Box Office will open on event Sundays and extend its hours to remain open through approximately 90 minutes after the start of events. Tickets for Clippers, Kings and Lakers games and all other sports and entertainment events at STAPLES Center are on sale at the Box Office, through Ticketmaster's charge-by-phone network (800) 745-3000, Ticketmaster retail ticket center locations and online at www.staplescenter.com.

TEAM LA Merchandise Store and Kiosks
Los Angeles' sports "superstore" is located on the main concourse opposite aisle 21 and is also accessible during the daytime via Star Plaza. TEAM LA opens at 11:00 AM daily and remains open during most events. Official merchandise from all of STAPLES Center's professional sports teams and many events are available.

American Express TEAM LA Discount
Use your American Express credit card and receive a 10% discount on all merchandise in the TEAM LA store.

Parking and Transportation Information
Guests traveling to STAPLES Center are encouraged to plan their route before leaving home. Suggested alternative routes, parking lot information, transportation options and directions are available online at www.staplescenter.com and through the STAPLES Center Parking Office (213) 742-PARK (742-7275). Pre-paid parking for all events is available in advance online at www.ticketmaster.com and at STAPLES Center's Box Office.

Special Event Sales/Catering
Host your next special event, party or function in one of STAPLES Center's Event Suites, City View Terrace, Hyde Lounge or other Arena location. For information call (213) 763-7767.

Wells Fargo Banking Service Center and Automated Teller Machines
Automated teller machines are available at the Wells Fargo Banking Service Center located across from Aisle 11on the Main Concourse. Additional ATM's provided by Wells Fargo are located on the Upper Concourse at Aisle 20, on Suite Level A at Aisle N and outdoors in Star Plaza.

STAPLES CENTER TIMELINE

Groundbreaking: March 26, 1998

First Public Event: October 17, 1999 – Bruce Springsteen and the E Street Band

First Hockey Game: October 20, 1999 – Los Angeles Kings vs. Boston Bruins

First Regular Season NBA Basketball Games:

November 2, 1999 – Los Angeles Clippers vs. Seattle Supersonics

November 3, 1999 – Los Angeles Lakers vs. Vancouver Grizzlies

Annual Grammy Awards – Feb. 23, 2000, Feb. 21, 2001, Feb. 27, 2002, Feb. 8, 2004, Feb. 13, 2005, Feb. 8, 2006, Feb. 11, 2007, Feb. 10, 2008, Feb. 8, 2009, Jan. 31, 2010, Feb. 13, 2011, Feb. 12, 2012

Oscar de la Hoya vs. "Sugar" Shane Mosley Championship Fight – June 17, 2000

2000 Democratic National Convention – August 14-17, 2000

First Ever Latin Grammy Awards – September 1, 2000

2002 U.S. Figure Skating Championships – January 6-13, 2002

52nd NHL All-Star Weekend – February 1-2, 2002

Pac-12 Basketball Tournament – March 7-9, 2002, March 13-15, 2003, March 11-13, 2004, March 10-12, 2005, March 8-11, 2006, March 7-10, 2007, March 12-18, 2008, March 11-14, 2009, March 10-13, 2010, March 9-12, 2011, March 7-10, 2012

WTA Tour Championships – Nov. 6-11, 2002, Nov. 5-10, 2003, Nov. 10-15, 2004, Nov. 8-13, 2005

Lennox Lewis vs.Vitali Klitschko, Heavyweight Championship Fight, June 21, 2003

ESPN X Games – August 14-17, 2003, August 5-8 2004, August 4-7, 2005, August 3-4, 2006, August 2-3, 2007, July 31-August 1, 2008, July 30-31, 2009, July 29-August 1, 2010, July 28-31, 2011, June 28-July 1, 2012

NBA All-Star Game – February 15, 2004 & February 20, 2011

Garth Brooks in Concert – Five Benefit Concerts in Two Days, January 25-26, 2008

Shane Mosley vs. Antonio Margarito, WBA Welterweight Championship, January 24, 2009

ISU World Figure Skating Championships – March 24-29, 2009

Michael Jackson Public Memorial Service – July 7, 2009

LOS ANGELES CLIPPERS TRAINING CENTER

Prior to the 2008-09 season, the Los Angeles Clippers moved into their new home away from STAPLES Center, the $50 million Los Angeles Clippers Training Center located in Playa Vista. The 42,500 square foot state-of-the-art facility serves as the team's training headquarters in addition to serving as the home of the Basketball Operations, Communications and Community Relations Departments.

A longtime vision of Clippers' Owner Donald T. Sterling, the team's comprehensive training center is situated on a two-acre parcel of land within the Playa Vista community on Los Angeles' ever-growing Westside and immediately took its place as one of the most impressive practice facilities in all of professional sports.

In addition to two regulation NBA basketball courts, the two story structure also houses a 2,600 square foot performance and strength training area featuring state of the art cardiovascular and weight training equipment, as well as a training room and steam and sauna facilities. Adjacent to the training room is an extensive hydrotherapy area featuring both hot and cold plunge pools and a resistance pool containing an underwater treadmill. Full locker room facilities for Clippers' players and coaches as well as offices for all members of the Clippers' Basketball Operations, Communications and Community Relations Departments are also on-site. The facility also boasts a state-of-the-art digital video production facility and video viewing room, player's lounge, full equipment storage and laundry facility and a fully equipped media workroom.



The training center is located within close proximity to both the San Diego and the Marina Freeways. About two thirds of the team's current players live within ten minutes of the facility.

The 104 year-old Turner Construction Company, headquartered in Dallas, Texas, served as the general contractor on the project. Turner Construction is a nationally recognized company and is one of the nation's largest builders of educational, sport, commercial, retail, hotel, multi-unit housing, industrial, pharmaceutical, medical, cul-

tural and institutional projects. Turner has a dynamic presence in the Downtown Los Angeles city skyline, starting with the Union Bank Building in 1967, and including the US Bank Tower and the Gas Company Tower in following years.

Turner has an extraordinary background in sports practice/training facility construction, having completed projects for the NBA's Cleveland Cavaliers and New York Knicks, the NFL's Cleveland Browns, Cincinnati Bengals, and Carolina Panthers, and the NHL's Columbus Blue Jackets and Pittsburgh Penguins.

Playa Vista is the first new community to be established on the Westside of Los Angeles in more than 50 years. The community balances residential, commercial and retail space, creating a place to live, work and play. Situated about a mile from the ocean, Playa Vista is nestled below the bluffs of Westchester, adjacent to the newly restored Ballona Freshwater Marsh and within easy reach of Santa Monica, Venice, Century City and LAX.

Architectural design on the facility was provided by Rossetti Architects of Los Angeles, with Tim Lambert serving as the lead designer. Rossetti's list of sports-related facilities includes the Palace of Auburn Hills, Michigan, Detroit's Ford Field, and the Home Depot Center, located in Dominguez Hills, California.

BROADCASTERS

RALPH LAWLER
PRIME TICKET/KFWB NEWS TALK 980

Entering his 34th year as the "Voice of the Clippers" and his 37th year in professional basketball, Ralph Lawler looks ahead with renewed enthusiasm to what has the potential to be the greatest season in Clipper franchise history. The 2011-12 season brought unmatched thrills to Clipper fans while the pairing of Blake Griffin and Chris Paul made the Clips one of the league's most popular teams. The summer additions of long-time Lawler favorite Lamar Odom, former 6th man of the year Jamal Crawford and decorated veteran Grant Hill labels this the deepest and most talented Clipper team of all-time.

Ralph's long tenure with the club sees him approaching 2,600 Clipper regular season and playoff broadcasts as his enthusiastic calls of "Bingo!," "Fasten your Seat-belts" and "Oh Me Oh My" continue to be familiar favorites for Clipper fans throughout Southern California. Lawler's active schedule has him handling play-by-play duties for all televised games on PRIME TICKET as well as on the Clippers' flagship radio station, KFWB NEWS TALK-980, for all non-televised contests. His list of honors include Emmys and Golden Mike Awards plus past recognition as Pennsylvania Sportscaster of the Year during his stint in Philadelphia at WCAU AM & TV. He has also been named to the Southern California Sports Broadcasters Hall of Fame. Lawler happily notes that he broadcast the NBA debuts of 3 of his all-time favorites: Julius Erving (with 76ers in Philadelphia), Magic Johnson (versus Clippers in San Diego) and Blake Griffin (with the Clippers). The NBA has long been Lawler's great love. However, the versatile broadcaster is one of only a handful of announcers who have worked play-by-play in each of the four major pro sports leagues: NFL (San Diego Chargers), MLB (Philadelphia Phillies), NHL (Philadelphia Flyers) and NBA (76ers and Clippers). His resume also includes broadcasting events as varied as A.B.A. and college basketball, golf, tennis, track & field, box lacrosse, auto racing, boxing and college football. Ralph is a graduate of Bradley University in Peoria, Illinois, and was inducted into his alma mater's Sports Hall of Fame in 1993. He's another in a long line of sportscasters who honed their craft in Peoria: Chick Hearn, Tom Kelly, Bob Starr, Bill King and Jack Brickhouse, among others. Ralph spends his off-season keeping tabs on all matters involving the NBA and communicates with Clipper fans regularly via Facebook and Twitter. Notable off-season activities have included a week aboard the SS Norway as the radio host of an NBA Cruise of the Caribbean, an 18-day whitewater rafting trip down the Colorado River through the Grand Canyon with former broadcast partner Bill Walton and service as the play-by-play voice for one of Nintendo's "NBA Courtside" video games. Ralph and his wife, Jo, proudly head a family that includes three grown children and seven grandchildren. The Lawlers spend the season at their home in La Quinta and their summers in Bend, Oregon. Fans can follow Ralph on Twitter: @ohmeomy or on Facebook at www.facebook.com/ralphlawler.

MICHAEL SMITH
PRIME TICKET/KFWB NEWS TALK 980

Former Clipper Michael Smith begins his 15th season behind the microphone for the Clippers and his 11th partnering with Ralph Lawler on all Clippers broadcasts. Prior to his permanent move to the Clippers television broadcast team, Smith served as the Clippers' radio play-by-play voice for four seasons where he was one of only two (Hot Rod Hundley) former NBA players to do play-by-play on radio for an NBA team. Previously, he had worked for NBC in Salt Lake City calling college games. Smith began his broadcast career just as his playing career came to a close. Smith played eight years professionally; three in the NBA, another four in Europe and one in the CBA. What might have been a 14 year career was cut in half by chronically sore knees. Still, he played with some of the games true greats; Larry Bird, Magic Johnson, Kevin McHale, Dennis Johnson and Robert Parish to name a few. Originally drafted by the Boston Celtics in 1989 as the 13th overall selection, Smith started eight games his rookie year in the middle of the season, a span during which he averaged 18 points per game and the Celtics went 7-1. He played in Europe from 1991-1995, and led the Spanish League in scoring and free throw percentage for two different seasons. He was also the leading American scorer in the Italian League. In 1995, Smith returned to the Clippers for one season. That season allowed him the opportunity to return to the city where he had excelled in his early days. Smith attended Los Altos High School in Hacienda Heights, where he set CIF football records for yardage, attempts, completions, and the single-game record for TD's (8) as a quarterback on the way to a perfect season and the CIF championship. That year he was chosen the National Male High School Athlete of the Year by the Dial Corporation, after being First Team All-American in football, basketball and volleyball. Smith was recruited by virtually every university in the country to play any or all of the three sports. He chose BYU and basketball. Accolades at the college level continued: he was an All-American his junior year and led the team to a 26-6 record, led the conference in scoring three times, was a two-time WAC Player of the Year, led the nation in free throw percentage his senior year, and was a three-time First Team Academic All American, majoring in Spanish with a minor in Communications. Smith and his wife, Debra, reside in Orange County.

JAIME MAGGIO
PRIME TICKET

This marks Jaime Maggio's first season as sideline reporter for Clippers broadcasts on PRIME TICKET after joining FOX Sports West's coverage of the Los Angeles Dodgers and Los Angeles Angels in April of 2012.

Maggio can also be seen anchoring and reporting for various NFL Network programming, and is a co-host on NFL Fantasy Live, a weekday show on NFL Network and NFL.com dedicated solely to fantasy football.

In addition to her NFL Network duties, Maggio is in her fourth season as a field reporter for NFL on FOX. Prior to her NFL work, Maggio was a studio anchor for CBS/KCAL covering a variety of sports in the Los Angeles market. She also served as a courtside reporter for TNT during the 2011 and 2012 NBA Playoffs and filed reports on the TNT program Inside the NBA. In addition, she was a reporter for Turner/CBS Sports covering the NCAA Men's Basketball Tournament in 2011 and 2012, as well as the MLB Postseason on TBS.

In 2009, Maggio worked as a reporter for Comcast SportsNet Philadelphia, hosting the weekly show "Sixers Season Pass" in addition to handling courtside reporter duties for the Philadelphia 76ers, which earned her a Mid-Atlantic Emmy Award.

Maggio got her start in broadcasting in 2006 as an on-air correspondent for FOX Sports Network. A native of Long Island, NY, Maggio is a graduate of the University of California, Santa Barbara where she earned B.A. in Communications.

KRISTINA PINK
PRIME TICKET

Kristina Pink joined the FOX family in 2012 serving as both a sideline reporter for Los Angeles Clippers telecasts on PRIME TICKET and as an NFL on FOX sideline reporter alongside play-by-play announcer Ron Pitts and analyst Mike Martz. This year marks Pink's first in working with the FOX family of networks and she is quickly establishing herself as a trusted, well-informed sideline reporter among players and coaches.

Prior to joining the NFL on FOX, Pink most recently worked as a sports reporter for WTVJ-TV an NBC affiliate in Miami, FL as well as WGNO-TV an ABC affiliate out of New Orleans, LA.

Pink began her broadcasting career during her college years at the University of Florida, providing Florida athletics feature stories on campus. Additionally, Pink contributed as a sportscaster for the University's television station, WUFT as well as their college radio station, WRUF-AM 850. In October 2009, Pink

Pink graduated from the aforementioned University of Florida with a Bachelor's degree in telecommunications.

MICHAEL EAVES
PRIME TICKET

Michael Eaves brings more than 18 years of journalism experience in television and radio to FOX Sports West and PRIME TICKET.

He currently hosts "Clippers Live" and "Angels Live" pre- and post-game shows for PRIME TICKET and FOX Sports West. In addition, Eaves serves as one of the primary hosts for "Insider" and "Before The Bigs," two original programming series' on the regional sports networks.

During the 2012 summer, Eaves garnered his second L.A. Area Emmy award with FOX Sports West for outstanding sports reporting. His first came in 2006 for his reporting on "Dean Karnazes: Ultra Marathon Man" in the category of Outstanding Sports Feature.

In 2005, Eaves anchored the FOX Sports West nightly local sports program "Southern California Sports Report," including live on-site reports at several major Los Angeles sporting events, such as the exhibition between Real Madrid vs. Los Angeles Galaxy game on July 18, and the 2005 Freeway Dodgers/Angels series in June 2005.

Eaves' career has frequently put him at the intersection of sports and history. Appearing on "Dodgers Live" September 18, 2006, Eaves interviewed Nomar Garciaparra on the field after his walk-off homerun to win the best comeback in Dodgers history. He scored an exclusive interview with Oscar de la Hoya after the fighter announced his challenge to Sugar Shane Mosley, and served as the primary reporter for the Los Angeles Lakers during their playoff run to the 2004 NBA finals.

Other highlights include discussions with Lakers owner Jerry Buss, David Beckham, Kobe Bryant, Pete Carroll, Tiger Woods, Vitali Klitschko, and Dodgers owner Frank McCourt. He also interviewed Heisman Trophy winner Carson Palmer as he prepared for the NFL draft in 2003.

His resume spans radio as well. Currently, he is a frequent guest host and contributor on Los Angeles-based radio show on FOX Sports Radio, AM570 and XTRA Sports AM830. His radio career began in 1997, when he hosted "The Original Sportsline" on WLXG-AM in Lexington, Ky. For two years, he hosted "The Midday Sports Report" on WHBQ-AM in Memphis, Tenn.

Eaves joined FOX Sports West and PRIME TICKET in 2003 from WPTY-TV in Memphis, where he worked as a sports anchor for four years. In Memphis, he was the sideline reporter on the Grizzlies' cable telecasts.

Prior to that experience, he spent seven years with WKYT-TV in Lexington, Ky. as a sports anchor, reporter, and producer. While at WKYT-TV, he co-anchored "This Week in Kentucky Basketball" and both co-anchored and produced "27 Sports Spectrum."

From 1994-96, Eaves received the Kentucky Broadcasters Association Award for best sportscast.

His affiliations include memberships in the National Sportscasters and Sportswriters Association, and National Association of Black Journalists.

Eaves graduated from the University of Kentucky with a bachelor of arts degree in journalism. He lives in Los Angeles and can be found daily on Twitter: www.twitter.com/MEavesFSWest and Facebook: www.facebook.com/michael.eaves.

BROADCASTERS

DON MACLEAN
PRIME TICKET

Former NCAA All-American and NBA veteran Don MacLean enters his seventh season providing analysis for "Clippers Live" pre-game and post-game shows surrounding Clippers telecasts on PRIME TICKET and FOX Sports West.

Supplementing his NBA work MacLean enters his fifth season as the national Pac-12 men's basketball analyst for FOX Sports West and PRIME TICKET.

In addition to his television duties, MacLean enters his tenth year as a radio analyst for UCLA basketball radio broadcasts on XTRA Sports 570 AM.

In 2005, MacLean made his first television appearance as an analyst for FSN during the Pac-10 tournament held at the STAPLES Center in Los Angeles.

Prior to his broadcast experience, MacLean spent nine seasons in the NBA. Drafted 19th overall in 1992 by the Detroit Pistons, he received the NBA's Most Improved Player Award for the 1993-94 season, and rounded out his career with the Miami Heat.

Before turning professional, MacLean spent four years (1989 — 1992) as a member of the UCLA Bruins basketball program. Coming from a long line of basketball legends, MacLean made a name for himself as a Bruin when he became the all-time career leader for both UCLA and the Pac-10, two records that still stand today. Fittingly, he was inducted in to the UCLA Athletics Hall of Fame in 2002.

A native of California, MacLean attended Simi Valley High School before UCLA. He now lives in the Southland with his wife and their three sons.

BRIAN SIEMAN
KFWB NEWS TALK 980

Brian Sieman enters his sixth season as a member of the Clippers' broadcast team, handling the radio play-by-play duties on KFWB NEWS TALK 980 for all televised games and providing additional analysis alongside Ralph Lawler and Michael Smith on radio for all non-televised contests. Sieman also provides play by play for Fox Sports West's coverage of High School Football. Prior to joining the Clippers, Sieman was the radio voice for the Minnesota Timberwolves and Lynx (WNBA). Sieman has experience in all levels of broadcast, having worked in the Continental Basketball Association, the International Basketball Association, Drake University, and 950 The Fan, the Flagship station for the Denver Nuggets. A 1998 graduate from the University of Kansas, Sieman, his wife Amy, and their sons Finnegan and Henry, reside in Westchester.

ISAAC LOWENKRON
KFWB NEWS TALK 980

Isaac Lowenkron is in his fourth season as the Clippers radio host on KFWB NEWS TALK 980. He hosts all pre-game and halftime shows, as well as Post-game Clipper Talk for all road games and selected home games. Lowenkron, who additionally serves as an anchor and fill-in host for FOX Sports Radio, has broadcast NFL and college football play-by-play for Sports USA Radio. He has also done radio play-by-play for UCLA football, UCLA men's basketball, USC men's basketball, the Los Angeles Avengers of Arena Football, and six Pac-12 men's basketball tournaments.

TELEVISION
PRIME TICKET

Beginning their 17th season as telecast partner and second campaign as the sole television home for the Clippers, PRIME TICKET is scheduled to televise 76 games, including four preseason and 72 regular season game telecasts. This marks the fourth complete High Definition (HD) Clippers season for the regional sports network. Ralph Lawler, the "Voice of the Clippers," is in his 34th year as the Clippers play-by-play announcer. He will call the action alongside former Clipper Michael Smith, who is in his 11th season providing color analysis. New to the broadcasts this season, Jaime Maggio and Kristina Pink will share sideline reporting duties for the regional sports network. PRIME TICKET is the exclusive home of "Clippers Live," the 30-minute pre- and post-game show that provides fans with unmatched access to the team. Hosted by PRIME TICKET reporter Michael Eaves, with analysis from former NBA player Don MacLean, "Clippers Live" keeps fans informed and entertained with player interviews, expert analysis and feature stories. PRIME TICKET and sister network, FOX Sports West, have been providing local sports coverage to Southern California, Nevada and Hawaii for over 25 years. Together, the regional sports networks present more live, local sports programming than any other network or broadcast system in the market. FOX Sports West provides 24-hour sports programming to more than 6.8 million subscribers; PRIME TICKET reaches 6.2 million subscribers. The partner networks combine to produce over 800 live sporting events and telecast 2,500 hours of live programming every year. For complete regional sports news, provocative opinions, telecast schedules and updated statistics, log-on to www.foxsportswest.com.

RADIO
KFWB NEWS TALK 980

The 2012-13 campaign marks the fourth season of a multi-year broadcast agreement between the Clippers and KFWB NEWS TALK 980. KFWB is scheduled to carry all Clippers' preseason, regular season and playoff games. Broadcaster Brian Sieman, entering his fifth season with the Clippers, calls the action while the "Voice of the Clippers," Ralph Lawler and former Clipper Michael Smith, team up with Sieman to call all nationally televised games not shown on PRIME TICKET. KFWB NEWS TALK 980 gives listeners a unique mix of useful news and information. The primetime lineup features Dave Ramsey, the creator of the 'Total Money Makeover,' consumer expert Bob McCormick with Money 101 and Ken Rutkowski's playbook for business success, Business Rockstars. LA's Morning News with Penny & Phil and LA's Afternoon News with Maggie & Michael round out weekdays with their original perspective of the day's top news stories. A diverse collection of weekend programs provides helpful information on topics like home improvement, small business, food and wine, film, real estate and travel. KFWB streams live on KFWB.com.

SPANISH RADIO
KWKW 1330 AM

Beginning their fourth season as the Clippers' Spanish radio home, KWKW 1330 AM ESPN Deportes brings Spanish language broadcasts to the Latino community of Los Angeles. Play by play announcer Armando Garcia will call a total of 82 home and road Clipper games for the number one Spanish sports station in country during the 2012-13 NBA regular season.

LACTV & CLIPPERS.COM

MADELYN BURKE
LACTV

Madelyn Burke enters her third season with the Clippers as the host of LACTV, producing unique content for the web-based LACTV on Clippers.com. Entering its third season, LACTV offers exclusive video content on the team's official website, Clippers.com and on the STAPLES Center video board prior to and during every Los Angeles Clippers home game. Throughout the season, Burke will again bring fans behind the scenes by providing exclusive player and coach interviews, features, and stories following the Clippers every step of the way, as well as host the new magazine show "Clippers Weekly" on LACTV. She will also provide post-game and post-practice recaps while the Clippers are at home and on the road.

Prior to her work with the Clippers, Burke covered College Football for various outlets. A graduate of Arizona State University, she hosted "Runnin' with the PAC" on Fox Sports Net in 2009, and continued to cover USC and UCLA football for Rivals.com and Comcast SportsNet. Madelyn has also served as a host for Fox Sports Interactive, as well as a high school football sideline reporter.

ERIC PATTEN
WEBSITE CONTENT COORDINATOR

Eric Patten is in his second season with the Clippers, and first as the team's Website Content Coordinator. He provides editorial content for the Clippers official website (Clippers.com) and writes feature stories for "Gametime," the team's game program as well as assisting with video content for "LACTV." Patten started with the Clippers as an intern in October 2011, after four years as a freelance reporter for the Orange County Register where he covered Big West basketball, and numerous high school and collegiate events. His previous experience includes writing for UC Irvine's Sports Information Department, tracking analytical statistics for 82games.com, and serving as Editor in Chief of the "Polaris" student newspaper at North Seattle Community College and later as Sports Editor of the "Valley Star" at Los Angeles Valley College in Van Nuys, Calif. A native of San Diego, Patten lived in the Pacific Northwest for two years before moving to Los Angeles in 2007. He graduated Cum Laude from UC Irvine, following completion of an honors thesis examining the successes and failures of the 1984 Summer Olympics.

Are we there yet?

Introducing the all-new 7-passenger GL.

THE 2013 GL
STARTING AT
$62,400*

The question of every road trip. And the one we continually ask. Are we at the place which separates a Mercedes-Benz from everything else on the road today? Introducing the all-new 2013 GL. The question has been answered. See your authorized Mercedes-Benz dealer today. MBUSA.com/GL

Mercedes-Benz

See your Mercedes-Benz Dealer of Southern California.
mbsocal.com

*MSRP for a 2013 GL 350 BlueTEC® 4MATIC® excludes all options, taxes, title, registration, transportation charge and dealer prep. Options, model availability and actual dealer price may vary. Standard 2013 GL 550 4MATIC shown at $86,900 with Lunar Blue metallic paint. See dealer for details.

©2012 Authorized Mercedes-Benz Dealers

For more information, call 1-800-FOR-MERCEDES, or visit MBUSA.com.

Back to Index

MEDIA GUIDELINES

COACHES' PRE-GAME AND POST-GAME

Clippers' Head Coach Vinny Del Negro will conduct his pre-game media availability session 90 minutes prior to tip-off and his post-game media session both in a designated Locker Room.

CREDENTIALS

Clippers season media credentials, Clippers daily media credentials (good for that specific game only), STAPLES and NBA League passes are the only credentials honored for Clippers games at STAPLES Center. **NO OTHER CREDENTIALS WILL BE HONORED**. A valid, government issued photo I.D. of the credential holder must be presented at time of daily and season credential pickup. Applications for season or daily credentials may be made in writing on company letterhead to the Clippers' Communications Department. Requests for daily credentials must be made by email, phone or fax to the Communications Department **at least 24 hours prior to game time**. Day-of-game requests will not be honored. When applying for the first time, newspapers and magazines must include copies of the publication with the request. Those who hold season credentials who are covering a specific game must still contact the Clippers Communications Department so we may reserve seating for you. When in the arena, we ask that media members please wear their credentials at all times.

FAX SERVICE

The Communications Department is available to service local and visiting writers covering Clippers home games. Visiting media needing a final box score faxed to their offices should inform any member of the game night staff.

GAME NOTES AND STATISTICS

Game notes are available in the press room 2 1/2 hours prior to tip-off. For visiting media every effort will be made to supply early game notes, credentials and other pertinent information the night before, or morning of, the game. Quarter, half-time and final box scores will be furnished to working media by the Clippers' game night staff throughout the game and are also available in the press room. Post-game quotes, notes and practice information will be distributed in the press room as soon as possible following the game.

INTERNATIONAL MEDIA POLICY

International media interested in covering NBA regular season games must first submit a request in writing to their respective regional NBA office. Please do not contact the Clippers directly. International media contacts are as follows:

Europe and Middle East Requests: Tom Marchesi - tmarchesi@nba.com
China Requests: Stefan Zhao - szhao@nba.com
Japan/Australia - Sheila Rasu - srasu@nba.com
Latin America - Sharon Lima - slima@nba.com

NBA International PR will then email the Clippers a list of approved international media for each game. Any international media not on that list will not be admitted to the game unless approval is received in advance.

LOCKER ROOM ACCESS

In accordance with NBA policy, locker rooms will be open for a 45-minute period, ending 45 minutes prior to game time (for example, the room will be open from 6:00 p.m. to 6:45 p.m. for a 7:30 p.m. start). Locker rooms will be opened 10 minutes after the conclusion of the game. **Only working members of the press with valid credentials will be admitted to the locker rooms**. Per NBA policy, still photography is not permitted in the locker rooms. In addition, per NBA policy, cell phone usage by members of the media is prohibited in the locker room.

MEDIA SEATING

Press seating at STAPLES Center is located courtside (on the east side of the court), in the Lower Level (Sections 108, 111 & 114) and in the press box located on the upper west side of the arena.

PARKING

Parking for members of the media who have purchased a full-season parking pass is located in Lot C, on L.A. LIVE Way between Pico Blvd. and 11th Street/Chick Hearn Court. A book of season parking passes, priced at the discounted rate of $10.00 per game with a guaranteed parking space, can be purchased by contacting the Clippers Communications Department at (310) 862-6023. Those not wishing to take advantage of the seasonal parking option will be able to park in the "general" parking lots, for example, LOT W (West Garage) and at the LA Convention Center adjacent to the West Hall, South Hall and Venice Blvd. These locations are available on a first-come, first serve basis for a rate ranging from $12 to $25. Complimentary Media Parking for Shootarounds at STAPLES Center is located in LOT C, located on L.A. LIVE Way between Pico Blvd. and 11th Street/Chick Hearn Court.

PHONES

Credit-card charge lines are available in selected media sections and in the press room for those outlets who do not have a designated phone line. Please contact Laura Geery Larson of STAPLES Center at (213) 742-7246 or via email at lgeerylarson@staplescenter.com with any phone related questions.

PHONE NUMBERS TO REMEMBER

Clippers Communications Department	Phone: (310) 862-6000	Fax: (310) 862-6029
Press Room	Phone: (213) 742-7488	Fax: (213) 742-7489
Courtside	Phone: (213) 763-7925	

MEDIA GUIDELINES

PHOTO GUIDELINES

Credentialed photographers may shoot at either the north or south baseline. There are no photo positions on the sideline. A photo position chart will be posted on the basket stanchions and in the press room for each game. **Photographers are asked to contact the Communications Department in advance to reserve space on the floor. A season photo credential does NOT guarantee you a photo position on the floor**. Free-lance photographers will not be credentialed unless they are on specific assignment from a magazine or newspaper, and proper requests are submitted from that outlet. **Photographers must observe the NBA's "Three-Foot Lane" rule, which allows one position for home and broadcasting television outlets immediately next to the stanchion, then a three-foot escape lane that must be kept completely clear of photographers and equipment. All other photographers will be seated beyond that three-foot lane**.

Photographers must also be aware of the following other NBA-enforced restrictions:

Cameras mounted on the basket stanchion must be set back at least four inches from the edge of the padding. Cameras mounted behind the backboard cannot be visible inside the target box from any angle. Tripods are not permitted. Use of flash is not permitted. All cameras must have rubber-capped lenses.

PRACTICES

Clippers practice sessions are held at the Los Angeles Clippers Training Center. Per NBA policy, media will be allowed access to the last 30 minutes of practice with a 30-minute media availability session to follow (Policy subject to change).

Practices are always subject to change and/or cancellation. Media wishing to cover practice should always contact the Communications Department in the morning to confirm practice time and location. The address and directions to the training center are as follows:

The Los Angeles Clippers Training Center
6951 S. Centinela Ave.
Playa Vista, CA 90094

From the 405 Freeway, exit Howard Hughes Parkway. Make a right on Sepulveda Blvd. Make a left on Centinela Ave. Turn left into the first driveway after the Radisson Hotel light, and make an immediate right into the Training Center parking lot.

PRESS ENTRANCE

The press entrance, where daily and season credentials may be picked up, is located on the Chick Hearn Court side of STAPLES Center (between Figueroa and Georgia Streets). Media must enter at Stairway 18, which leads down to the Event Level. This is the only location where season and daily credentialed media may enter the building.

PRESS ROOM

The stairway from the Media Entrance leads directly to the Press Room on the Event Level. It is equipped with work space, phones, TVs, a stat monitor and fax service.

SHOOTAROUNDS

The Clippers will shootaround on home game days from 10:00 a.m.-11:00 a.m. at either the Los Angeles Clippers Training Center or at STAPLES Center. Shootarounds are closed, with a 15-minute media session beginning at 11:00 a.m. If the visiting team conducts a shootaround from 11:00 a.m.-12:00 p.m., their media session will generally be held from 10:45 a.m.-11:00 a.m.

STATISTICIANS

The Communications Department will provide statisticians to assist visiting television and radio broadcasters. Requests should be made to the Communications Department several days in advance to avoid any conflicts.

STROBE RENTAL

Please contact Andy Bernstein with NBA Photos for all questions regarding strobe rentals at STAPLES Center at (213) 304-2123 or via email at abernstein@nba.com.

WIRELESS INTERNET ACCESS

Complimentary high-speed wireless internet access is available in all press seating locations at STAPLES Center as well as in the Chick Hearn Press Room.

JOE SAFETY
Vice President of Communications

ROB RAICHLEN
Director of Communications

SETH BURTON
Assistant Director of Communications

TA'NISHA COOPER
Assistant Director of Media Services

STEVEN ESPARZA
Media Services Coordinator

GAME ENTERTAINMENT

CLIPPERS SPIRIT

The Clippers Spirit Dance Team is the key component to Clippers Game Entertainment. Off the court, the dance team members serve as goodwill ambassadors for the organization. They appear at hundreds of community and charity events each year, have traveled internationally on behalf of the Clippers and the NBA and have been featured on local and national television.

Under the direction of Audrea Harris, this year's Clippers Spirit is comprised of 16 professional dancers who range in ages 18-28. Some ladies are currently full-time students, while others have already earned their undergraduate and graduate degrees. This well rounded group of ladies hold very interesting and diverse jobs in a variety fields. Among their career titles: clinical social worker, financial adviser, sales associate, account manager, brand ambassador, dance instructor, personal stylist, life guard and Disney resort performer.

All 16 ladies have extensive dance backgrounds and technical dance training. In its 29th season, six rookies join ten returning veterans to make up the 2012-2013 Clippers Spirit Dance Team.



FAN PATROL

The Fan Patrol is in its 12th year as a component to Clippers Game Entertainment. Under the direction of Audrea Harris and Fan Patrol Coach Brian Ahn, the squad is comprised of men and women with strong backgrounds in gymnastics, tumbling, and partner stunting.

The highly athletic team has become a crowd favorite. The Fan Patrol can be seen rallying Clipper fans throughout the games and entertaining the crowd with their high flying on-court performances.

JR. JAM SQUAD

Returning for their 8th season as a part of Clippers Game Entertainment is the Clippers Jr. Jam Squad. Under the direction of Audrea Harris, this squad is comprised of girls and boys ranging in ages 6 to 12 years old. With varied backgrounds in dance, hip hop and gymnastics, the Jr. Jam Squad has become a crowd favorite!

CROWD CREW

Under the direction of Audrea Harris, the Clippers Crowd Crew enters their 5th season! This group is made up of extremely energetic men and women that bring the exciting fan experience to our fans in the 300 sections of STAPLES Center.

FAST BREAK CREW

The Fast Break Crew is entering their 4th season as a part of Clippers Game Entertainment. Under the direction of Audrea Harris and Fast Break Crew Coach Cheryl Azurin, this exciting group consists of LA's hottest young street performers, B-Boys and B-Girls. Many members have been seen on the popular TV shows "America 's Best Dance Crew" and "So You Think You Can Dance!"

GOLF AT ITS HIGHEST LEVEL.
THE STANDARD IS SET BY TRUMP.

"The Best Course in the Entire State of California"
- Southland Golf

"Trump National, Los Angeles is the Stretch Limo of Golf Courses"
- Ron Whitten, Golf Digest

"The Best Golf Course in California"
"Finest Dining in Los Angeles"
- The American Academy of Hospitality Science

"Best Golf Course in the West"
- Fairways & Greens Magazine

"Top 100 Golf Course"
- Golf Digest

THE MOST SPECTACULAR GOLF COURSE IN THE U.S.
ALL 18 HOLES ON THE PACIFIC OCEAN

Trump National Golf Club
LOS ANGELES

TRUMP NATIONAL GOLF CLUB • RANCHO PALOS VERDES, CALIFORNIA
TEE TIMES & PRO SHOP • 310.303.3240 • RESTAURANT RESERVATIONS & EVENT PLANNING • 310.265.5000
WWW.TRUMPGOLF.COM

2012 RATES - OPEN TO THE PUBLIC
DAILY $275 • MIDDAY $215 • AFTERNOON $160 • SUNSET $80
•ALL RATES SUBJECT TO 7.5% CITY TAX

Interactive Map

Back to Index

STAPLES CENTER

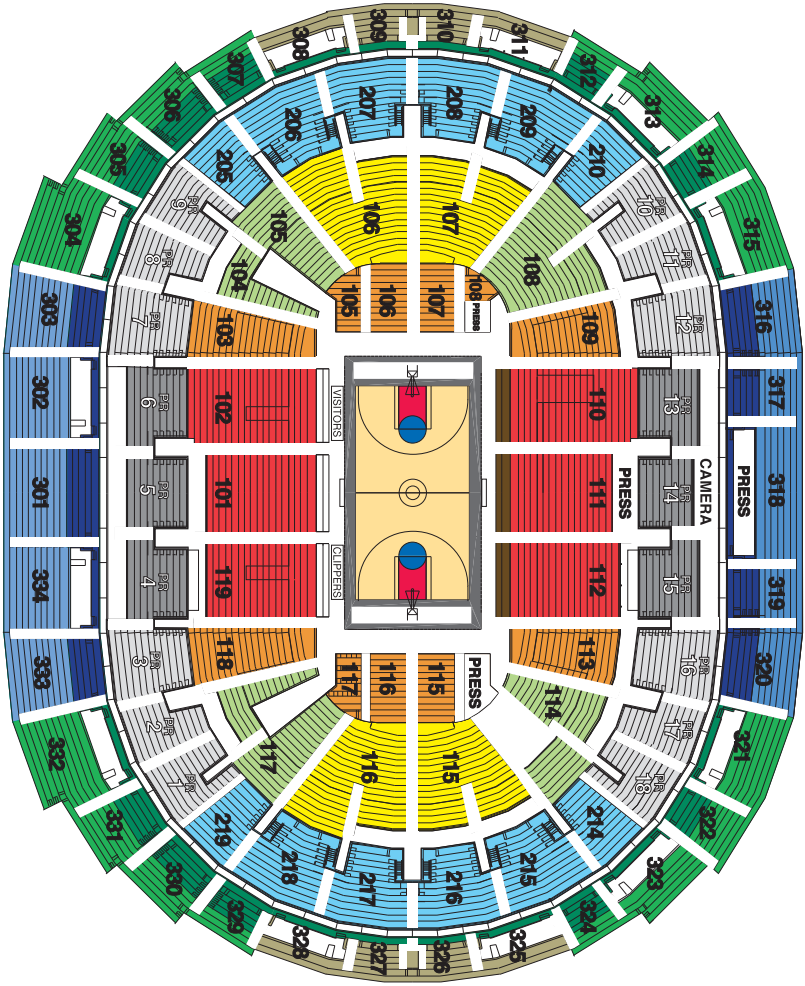

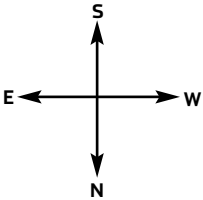

LOS ANGELES CLIPPERS

PRESENTED BY Chumash Casino RESORT

2012-13 SCHEDULE

OCTOBER / NOVEMBER

SUN	MON	TUE	WED	THU	FRI	SAT
			31 PT MEM 7:30PM	1	2 PT ESPN LAL 7:30PM	3 PT GSW 7:30PM
4	5 PT CLE 7:30PM	6	7 PT ESPN SA 7:30PM	8 TNT POR 7:30PM	9	10
11 PT ATL 12:30PM	12	13	14 PT ESPN MIA 7:30PM	15	16	17 PT CHI 12:30PM
18	19 PT SA 5:30PM	20	21 PT ESPN OKC 4:30PM	22	23 PT BKN 4:30PM	24 PT ATL 4:00PM
25	26 PT NO 7:30PM	27	28 PT MIN 7:30PM	29	30	

FEBRUARY

SUN	MON	TUE	WED	THU	FRI	SAT
					1 PT TOR 4:00PM	2
3 PT BOS 10:00AM	4 PT WAS 4:00PM	5	6 PT ORL 4:00PM	7	8 PT ESPN MIA 5:00PM	9
10 ABC NY 10:00AM	11 PT PHI 4:00PM	12	13 PT HOU 7:30PM	14 TNT LAL 7:30PM	15 ★ NBA ALL STAR WEEKEND	16 ★ NBA ALL STAR WEEKEND
17 ★ NBA ALL STAR WEEKEND	18	19	20	21 TNT SA 7:30PM	22	23 PT UTAH 7:30PM
24	25	26 PT CHA 7:30PM	27	28 PT IND 4:00PM		

DECEMBER

SUN	MON	TUE	WED	THU	FRI	SAT
						1 PT SAC 7:30PM
2	3 PT UTAH 6:00PM	4	5 PT ESPN DAL 7:30PM	6	7	8 PT PHX 12:30PM
9 PT TOR 12:30PM	10	11 PT ESPN CHI 6:30PM	12 PT CHA 4:30PM	13	14	15 PT MIL 5:30PM
16	17 PT DET 4:30PM	18	19 PT NO 7:30PM	20	21 PT SAC 7:30PM	22
23 PT PHX 5:00PM	24	25 PT ESPN DEN 7:30PM	26	27 TNT BOS 7:30PM	28 PT UTAH 6:00PM	29
30 PT UTAH 6:30PM	31					

MARCH

SUN	MON	TUE	WED	THU	FRI	SAT
					1 PT CLE 4:30PM	2
3 ABC OKC 12:30PM	4	5	6 PT MIL 7:30PM	7 PT TNT DEN 7:30PM	8	9
10 PT DET 6:30PM	11	12	13 PT MEM 7:30PM	14	15	16
17 ABC NY 12:30PM	18	19 PT SAC 7:00PM	20 PT PHI 7:30PM	21	22	23 PT BKN 7:30PM
24	25	26 TNT DAL 6:30PM	27 PT NO 5:00PM	28	29 PT SA 5:30PM	30 PT HOU 5:00PM
31						

JANUARY

SUN	MON	TUE	WED	THU	FRI	SAT
		1 PT DEN 6:00PM	2 PT GSW 7:30PM	3	4 PT ESPN LAL 7:30PM	5 PT GSW 7:30PM
6	7	8	9 PT ESPN DAL 7:30PM	10	11	12 PT ORL 12:30PM
13	14 PT MEM 5:00PM	15 PT HOU 5:00PM	16	17 TNT MIN 5:00PM	18	19 PT WAS 7:30PM
20	21 PT GSW 1:00PM	22 PT OKC 7:30PM	23	24 PT TNT PHX 7:30PM	25	26 PT POR 7:00PM
27 PT POR 6:30PM	28	29	30 PT MIN 5:00PM	31		

APRIL

SUN	MON	TUE	WED	THU	FRI	SAT
	1 PT IND 7:30PM	2	3 PT PHX 7:30PM	4	5	6
7 ABC LAL 12:30PM	8	9	10 PT MIN 7:30PM	11	12 PT NO 5:00PM	13 PT MEM 5:00PM
14	15	16 PT TNT POR 7:30PM	17 PT SAC 7:30PM	18		

HOME | AWAY

PT: PRIME TICKET
ESPN: ESPN
TNT: TNT
ABC: ABC

FOLLOW THE CLIPPERS ALL SEASON LONG ON:

FOX SPORTS PRIME TICKET · KFWB NEWS TALK 980 · 1330 AM ESPN DEPORTES

HotelPlanner.com

Back to Index

Make a fast break to nearby...

CHUMASH CASINO RESORT

JUST 2 HOURS NORTH OF CENTER COURT IN SANTA BARBARA WINE COUNTRY

There's never been a better time for Clippers fans to escape to the exciting Chumash Casino Resort. During the day, enjoy fun activities including wine tasting, golf, shopping, local tours and more. Or try your luck in our thrilling casino featuring 2,000 Slots, a variety of Table Games, Poker, Bingo and more, all 24/7. After the game or anytime, it's all waiting for you just a short drive north.

LOS ANGELES CLIPPERS PRESENTED BY Chumash Casino RESORT

OFFICIAL CASINO OF THE CLIPPERS

★★★★★★★

CLIPPERS FAN STAY & PLAY SPECIAL

20% OFF HOTEL ROOM

AT HOTEL CORQUE OR CHUMASH CASINO RESORT

Please book reservations online at hotelcorque.com or chumashcasino.com and enter Promo Code B1233. Offer based on availability and subject to blackout dates. Offer valid through October 31, 2013.

Chumash Casino RESORT

Back to Index

3400 EAST HWY 246, SANTA YNEZ, CA 1.800.248.6274 CHUMASHCASINO.COM