

# 2012-13 MEDIA GUIDE

# WHERE SEASONS ARE MADE





**GENE BARTOW**  
**1930-2012**



**DANA DAVIS**  
**1956-2012**

# TABLE OF CONTENTS



<b>TABLE OF CONTENTS</b>	<b>1</b>
Staff Directory	2
Ticket Information	4
<b>PLAYERS</b>	<b>5</b>
Tony Allen	6
Darrell Arthur	8
Jerryd Bayless	10
Mike Conley	12
Wayne Ellington	14
Marc Gasol	16
Rudy Gay	18
Hamed Haddadi	22
Quincy Pondexter	24
Zach Randolph	26
Josh Selby	30
Marreese Speights	32
Tony Wroten	34
Michael Dunigan	35
Ronald Dupree	36
Jarrod Famous	38
Jerome Jordan	40
D.J. Kennedy	42
Ronald Murray	44
Kyle Weaver	46
Roster	48
TV Roster	49
How the Grizzlies Were Built	50
<b>OWNERSHIP</b>	<b>51</b>
Michael Heisley	52
Pitt Hyde, Barbara Rosser Hyde, Fred Jones, Jr.	53
Elliot Perry, Staley Cates, Andy Cates	54
<b>FRONT OFFICE</b>	<b>55</b>
Chris Wallace	56
Kenny Williamson, Tony Barone, Sr.	57
Mitchell Anderson, Tony Barone, Jr., Gary Schmidt	58
Lionel Hollins	59
David Joergel, Henry Bibby	61
Bob Thornton, Barry Hecker	62
Lloyd Pierce, Drew Graham	63
Kelly Lambert, Jim Scholler	64
Chantal Hassard, Jason March, Basketball Operations	65
Greg Campbell, Mike Humes	66
Randy Stephens, Chad Bolen, Eric Granger	67
Scott Herring, Dennis O'Connor, Garth Webster	68
Grizz, Grizz Girls	69
<b>MEDIA</b>	<b>71</b>
Media Guidelines	72
Communications Staff	73
Broadcasters	74
Grizzlies.com	77
Media Directory	78
Don Poier Media Center	80
<b>COMMUNITY</b>	<b>81</b>
Grizzlies Community Investment	82
Grizzlies Foundation	83
NBA Cares	84

<b>HISTORY</b>	<b>85</b>
Team History Statistics	86
Individual History Statistics	100
All-Time Roster	109
Transactions	136
<b>PLAYOFFS</b>	<b>145</b>
Playoff Statistics	146
<b>SEASON REVIEW</b>	<b>159</b>
2011-12 Review	160
2010-11 Review	162
2009-10 Review	164
2008-09 Review	166
2007-08 Review	168
2006-07 Review	170
2005-06 Review	172
2004-05 Review	174
2003-04 Review	176
2002-03 Review	178
2001-02 Review	180
2000-01 Review	182
1999-00 Review	184
1998-99 Review	186
1997-98 Review	188
1996-97 Review	190
1995-96 Review	192
<b>OPPONENTS</b>	<b>195</b>
Opponent Directories	196
Series Records	254
<b>NBA</b>	<b>255</b>
Key Dates and Standings	256
Playoffs and 2011-12 Statistical Leaders	257
Grizzlies Statistics and Attendance	258
2012 Draft and NBA Officials Roster	260
NBA and NBA D-League Offices	261
NBA D-League Information	262
All-Time NBA Award Winners	263
<b>FEDEXFORUM</b>	<b>267</b>
FedExForum Information	268
<b>AT A GLANCE</b>	<b>271</b>
Medical Glossary	273
Court Diagram	274
Grizzlies Logo and Uniform	275
Memphis Attractions	276
Accommodation and Transportation	278
Memphis Map	280
Restaurants	281
NBA Road Map	282
<b>MEDIA GUIDE CREDITS</b>	
<b>EDITORS</b>	Jason Wallace, Ross Wooden
<b>ASSOCIATE EDITOR</b>	Caroline Burleson
<b>DESIGN</b>	Bryan Rumfola
<b>PRODUCTION</b>	Bryan Rumfola, Show & Tell
<b>PHOTOGRAPHY</b>	Joe Murphy, NBAE, Getty Images, NBA Photos
<b>PRINTING</b>	Mercury Printing

## Special Thanks to Chris Thorn and the Elias Sports Bureau

All NBA and team insignia depicted in this publication are the property of NBA Properties, Inc. and the respective teams of the NBA and may not be reproduced for commercial purposes without the prior written consent of NBA Properties, Inc.

The information contained in this publication was compiled by the Memphis Grizzlies and is provided as a courtesy to our fans and the press and may be used only for personal or editorial purposes. Any commercial use of this information is prohibited without the prior written consent of the Memphis Grizzlies.





# STAFF DIRECTORY

## BASKETBALL OPERATIONS

Chris Wallace	General Manager and Vice President, Basketball Operations
Kenny Williamson	Assistant General Manager
Tony Barone, Sr.	Director, Player Personnel
Mitchell Anderson	Director, Pro Personnel
Tony Barone, Jr.	Director, Scouting
Gary Schmidt	Director, Pro Scouting
Lionel Hollins	Head Coach
David Joerger	Assistant Coach
Henry Bibby	Assistant Coach
Bob Thornton	Assistant Coach
Barry Hecker	Assistant Coach
Lloyd Pierce	Player Development Coach
Drew Graham	Head Athletic Trainer
Kelly Lambert	Strength and Conditioning Coach
Jim Scholler	Assistant Athletic Trainer/ Assistant Strength and Conditioning Coach
Chantal Hassard	Director, Team Services
Jason March	Director, Basketball Information and Technologies
Charles Sweeney	Equipment Manager
Vince Ford	Assistant Equipment Manager
Julie Dawson	Executive Assistant
Steve Jones	Assistant, Basketball Information and Technology
Kevin Yeiser	Basketball Information Assistant

## BUSINESS OPERATIONS

Greg Campbell	President, Business Operations
Michael Humes	Chief Revenue Officer for Hoops LP
Genesha Dorris	Executive Assistant

## Broadcast

Randy Stephens	Senior Vice President, Broadcast
Brett Smith	Director, Broadcast Operations
Pat Stage	Director, Video Production
Nick Modisett	Manager, Video Production
Kristopher Peggs	Manager, Multimedia Production
Kim Johnson	Coordinator, Broadcast
Ross Lloyd	Coordinator, Video Production
Pete Pranica	Television Play-by-Play Broadcaster
Sean Tuohy	Television Analyst
Brevin Knight	Television Analyst
Rob Fischer	Television Sideline Reporter
Eric Hasseltine	Radio Play-by-Play Broadcaster
Elliot Perry	Radio Analyst
Hank McDowell	Radio Analyst
Gary Darby	Radio Host

## Communications and Publications

Jason Wallace	Director, Communications and Publications
Ross Wooden	Coordinator, Basketball Communications and Publications

Toiaya Crawford	Coordinator, Corporate Communications
Caroline Burleson	Intern, Basketball Communications and Publications
Meghan Triplett	Intern, Corporate Communications

## Community Investment

Teresa Dickerson	Director, Community Investment
Tina Fletcher	Manager, Community Investment
Tim Jordan	Coordinator, Community Investment
Daniel Peterson	Sports Development Coordinator
Mason Massey	Intern, Community Investment

## Corporate Partnership

Chad Bolen	Vice President, Corporate Partnership
Natasha Ashworth	Manager, Corporate Partnership Services
Benjamin Gunning	Manager, Corporate Partnership Sales
Melinda Sanders	Manager, Corporate Partnership Sales
David Schleter	Manager, Corporate Partnership Sales
Sarah Bryant	Activation Specialist, Corporate Partnership
Justin Boddie	Coordinator, Corporate Partnership Services

## Finance

Scott Herring	Vice President, Finance
Barbara Gray	Director, Accounting and Financial Reporting
Evonne Monie	Payroll Manager
Camille Donaldson	Payables and Receivables Specialist
Tim Freese	Junior Accountant
Courtney Gray	Junior Accountant

## Grizzlies Prep

Elizabeth Simpson	Executive Director, Grizzlies Prep
-------------------	------------------------------------

## Grizzlies Foundation

Jenny Koltnow	Executive Director, Grizzlies Foundation
Alayne Shoenfeld	Manager, Memphis Mentoring Partnership
Eric Bleier	Coordinator, Grizzlies Foundation
Joel Katz	Coordinator, Grizzlies Foundation
Tiffani Morrow	AmeriCorps VISTA/Grizzlies Foundation

## Human Resources

Ametria Knowles	Senior Director, Human Resources
Kimberly Brunt-Stephens	Manager, Human Resources
Janice Rayner	Receptionist

## Marketing

John Pugliese	Senior Director, Marketing Communications
Cynthia Hazell	Director, FedExForum and Media Marketing
David Thompson	Director, Creative Services
Lesley Torrell	Director, Internet Marketing and Web Development
Bryan Rumpfola	Graphic Designer
Jennifer Rivers	Intern, Marketing

## Promotions and Event Presentation

Jason Potter	Director, Promotions and Event Presentation
Carly Knight	Manager, Promotions



# STAFF DIRECTORY



INFO

PLAYERS

OWNERSHIP

FRONT  
OFFICE

MEDIA

COMMUNITY

HISTORY

PLAYOFFS

REVIEW

OPINIONS

NBA

FEDERFORUM

AT A GLANCE

Tamara Moore  
Terran Gary  
Eric McMahon  
Joey Thorsen  
Haley West

Dance Team Choreographer  
Entertainment Coordinator  
Mascot Coordinator  
Coordinator, Event Presentation  
Intern, Promotions

## Ticket Sales and Service

Dennis O'Connor Vice President, Ticket Sales and Service  
Lamont Nelson Senior Director, Group Sales  
Gregg Crone Director, Premium and Ticket Services  
Brian Lowe Director, Ticket Sales and Service  
Paige Perkins Senior Manager, Premium Sales  
Michael Brown Manager, Inside Sales  
David Harmon Manager, Premium Sales  
Monica King Manager, Client Services  
Hateisha Williamson Manager, Premium Service  
Jill Berryman Coordinator, Ticket Sales and Service  
Parker Cinfel Account Executive, Ticket Sales  
Makinzie Foos Account Executive, Group Sales  
Katina Garrard Account Executive, Client Services  
Mark Greer Account Executive, Ticket Sales  
Rickie Means Account Executive, Client Services  
Adrienne Mosby Account Executive, Group Sales  
Jocelyn Prieto Account Executive, Group Sales  
David Ridenhour Account Executive, Group Sales  
Michael Roelker Account Executive, Ticket Sales  
Carl Rosen Account Executive, Client Services  
Peggy Rounds Account Executive, Ticket Sales  
Jeremy Smith Account Executive, Ticket Sales  
Christopher Berretta Inside Sales Consultant  
Kenny Bunch Inside Sales Consultant  
Jason Cockerham Inside Sales Consultant  
Preston Dennis Inside Sales Consultant  
Clifford Jernigan Inside Sales Consultant  
Justin Ricks Inside Sales Consultant

## ARENA OPERATIONS

Eric Granger Vice President, Arena Operations  
and Entertainment  
Brett Reopell Booking Director, AEG  
Peter Pugh Director, Facility Operations  
Thomas Carrier Senior Manager, Event Operations  
Megan George Event Manager  
Diana Caglianone Event Coordinator  
Willie Fisher Supervisor, Conversion  
Scotty Swanger Supervisor, Conversion  
Maurio Batts Coordinator, Conversion  
Torey Smith Coordinator, Conversion  
Jose Gonzales Building Painter  
Renée Sparks Supervisor, Central Services  
Ben Newsham Clerk, Central Services  
Phil Allen Central Defense Systems Account Manager  
Bob O'Neal CrewOne

Bob Tiedemann  
Barry Callicutt  
Don Orman  
Kelvin Williams  
Keith Armstrong  
Cedric Rodgers  
Jason Johnson  
Roosevelt Johnson  
Lisa Montgomery

Director of Engineering, SM Lawrence  
Building Engineer, SM Lawrence  
Building Engineer, SM Lawrence  
Building Engineer, SM Lawrence  
Electrician, SM Lawrence  
Electrician, SM Lawrence  
Facility Director, ServiceMaster  
Post Event Manager, ServiceMaster  
Day Manager, ServiceMaster

## Event Services

Tyra Taylor Director, Event Services  
Mike Sullivan Manager, Event Services  
Paula Richmond Manager, Staff Services  
David Rodriguez Coordinator, Event Services  
Toby Blasingame General Manager of Parking Operations,  
AmeriPark  
Lori Tate Office Manager, AmeriPark  
Rufus Organ Event Security, Andy Frain Services  
Margaret Organ Event Security, Andy Frain Services  
Zack Cowell FedEx

## Game Day Merchandising

Steve Cox General Manager, Retail

## Information Technology

Richard Brewer Events Manager, Information Technology  
Will Lewis Manager, IT Services  
Dietrich Green IT Support Analyst

## Levy Restaurants

David LaPorte Director, Operations  
Mark Mabry Executive Chef  
Perrin Harper Manager, Catering and Sales  
Bruce Taylor Senior Sous Chef  
Arthur Wishropp Sous Chef  
Paul Bonney ADO, Concessions  
Mildred Clifton Senior Manager, Concessions  
Cedric Akins Manager, Concessions  
Marzette Taylor Manager, Suites  
Tanya Varner Manager, Accounting  
Bobby Zapf Regional Purchasing Manager

## Ticket Operations

Garth Webster Vice President, Ticket Operations  
Anita Biles Manager, Ticket Operations  
Amber Bryant Manager, Ticket Operations  
Michael Rose Manager, Ticket Operations  
Tabatha Dailey Coordinator, Ticket Operations  
Lisa Smith Coordinator, Ticket Operations



# TICKET INFORMATION

INTRO

THIRD STREET/PLAZA ENTRANCE

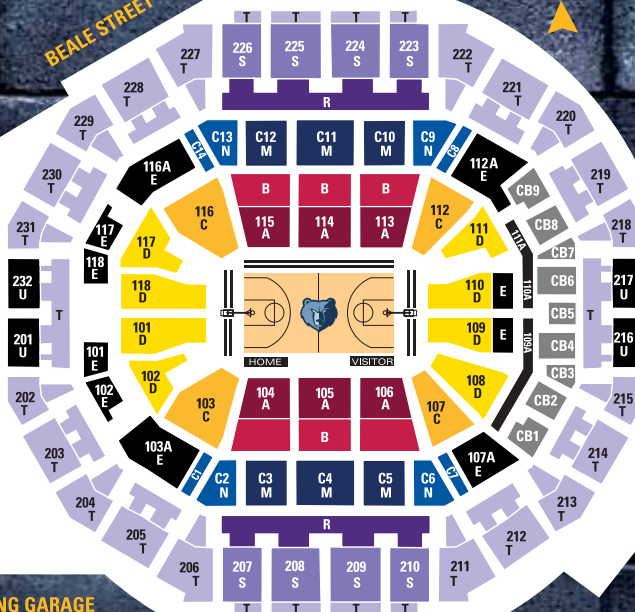
MAIN ENTRANCE

BOX  
OFFICE

TOYOTA PARKING GARAGE

BEALE STREET

NORTH



## SINGLE GAMES\*

## SEASON TICKETS

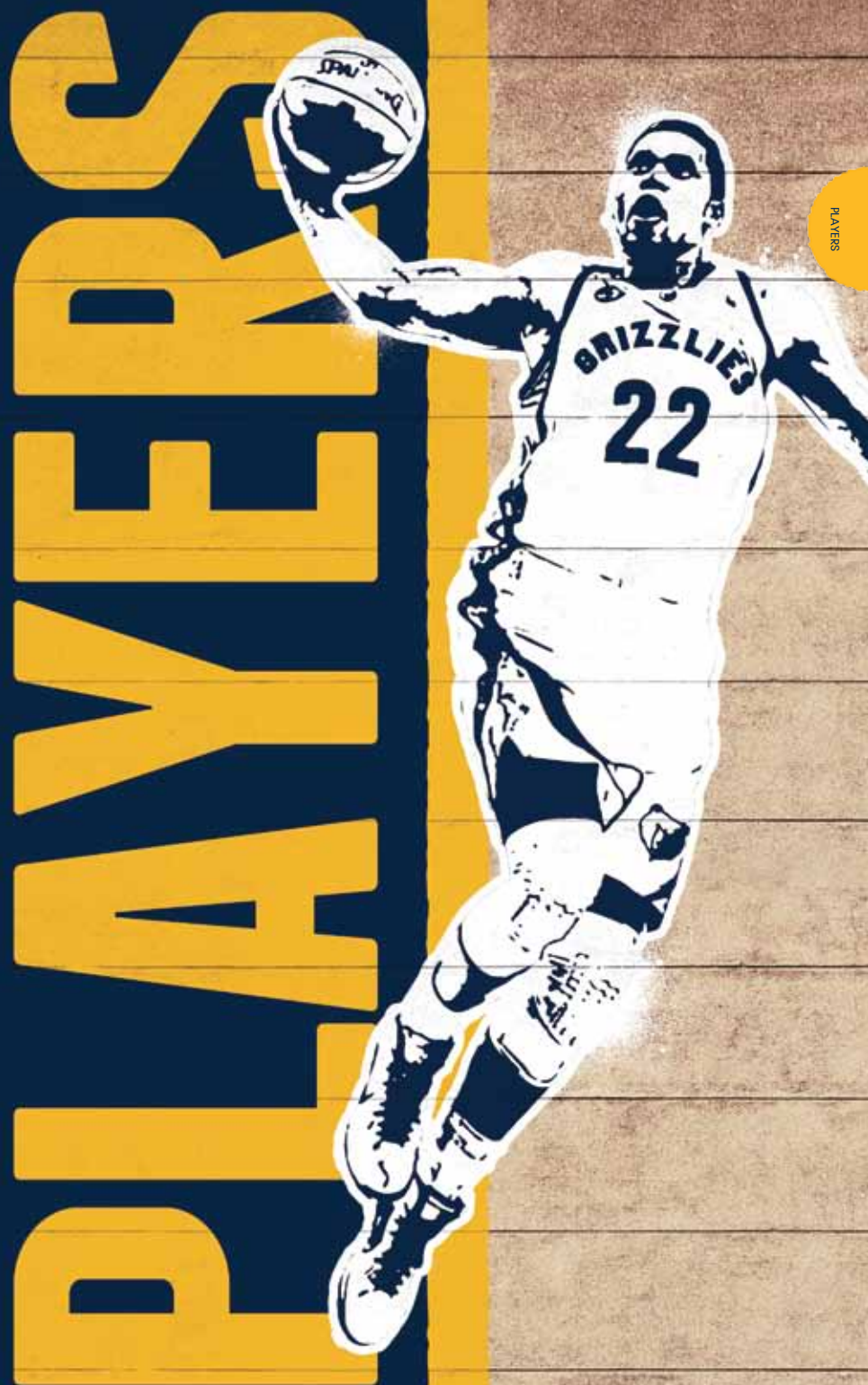
## 10-GAME PACKS

## 20-GAME PACKS

Section	Premium Game	Standard Game	Value Game	Per Game	Total Price	Per Game	Total Price	Per Game	Total Price
<b>U</b> Terrace IV	\$10	\$5	\$5	SOLD OUT	SOLD OUT	SOLD OUT	SOLD OUT	SOLD OUT	SOLD OUT
<b>T</b> Terrace III	\$28	\$20	\$12	\$11	\$495	\$13	\$130	\$12	\$240
<b>S</b> Terrace II	\$50	\$40	\$25	\$22	\$990	\$32	\$320	\$27	\$540
<b>R</b> Terrace I	\$56	\$50	\$30	\$27	\$1,215	\$34	\$340	\$30	\$600
<b>N</b> First Tennessee Club Baseline	\$130	\$99	\$65	\$50	\$2,250	\$70	\$700	\$65	\$1,300
<b>M</b> First Tennessee Club Sideline	\$130	\$99	\$80	\$79	\$3,555	\$85	\$850	\$80	\$1,600
<b>E</b> Plaza IV	SOLD OUT	SOLD OUT	SOLD OUT	SOLD OUT	SOLD OUT	SOLD OUT	SOLD OUT	SOLD OUT	SOLD OUT
<b>D</b> Plaza III	\$85	\$65	\$58	\$55	\$2,475	\$63	\$630	\$58	\$1,160
<b>C</b> Plaza II	\$105	\$90	\$80	\$74	\$3,330	\$85	\$850	\$80	\$1,600
<b>B</b> Plaza I	\$160	\$135	\$100	\$94	\$4,230	\$105	\$1,050	\$100	\$2,000
<b>A</b> Courtside	\$295	\$245	\$160	\$139	\$6,255	\$165	\$1,650	\$160	\$3,200

FedExForum

GET TICKETS AT THE FEDEXFORUM BOX OFFICE, ALL TICKETMASTER LOCATIONS, TICKETMASTER.COM, OR BY PHONE AT 1.800.745.5000 • FOR EVENT INFORMATION, CALL THE HOTLINE AT 901.205.2525 OR VISIT FEDEXFORUM.COM





9

## MEMPHIS GRIZZLIES

PLAYERS

## TONY ALLEN

POSITION: GUARD  
 HEIGHT, WEIGHT: 6'4", 213  
 NBA SEASONS: 8  
 PRIOR TO NBA: OKLAHOMA STATE

## 2011-12 SEASON

Named to the 2011-12 NBA All-Defensive First Team after placing fifth in the NBA in steals per game (career-high 1.79) and third in steals per 48 minutes (3.27)... Finished sixth in the voting for the 2011-12 NBA Defensive Player of the Year, the highest for any guard... Averaged 9.8 points, 4.0 rebounds and 1.4 assists on .469 shooting in 26.3 minutes in 58 games (57 starts)... Paired with **Mike Conley** to form the NBA's most prolific duo for total steals (240) and help the Grizzlies lead the league in steals and forced turnovers for the second consecutive season... Recorded a franchise record and set a career high with eight steals on April 23, 2012 vs. Cleveland, which tied the most steals by an individual player in a single game during the season... Tallied four of his five steals in the fourth quarter, tying a franchise mark for steals in a single quarter, as Memphis erased an 18-point fourth-quarter deficit to defeat the Golden State Warriors on Jan. 23, 2012... Scored 10-plus points 30 times and 20-plus points three times, including a season-high 21 points on Jan. 6, 2012 at Utah and Feb. 15, 2012 at New Jersey... Scored 20 points on Jan. 4, 2012 at Minnesota on perfect shooting (8-of-8 FG, 4-of-4 FT), tying a franchise record for most field goals made in a single game without a miss... Shot .609 from the field (14-of-23 FG) with under three minutes to play in the fourth quarter... Tied a career high with four blocks on Jan. 31, 2012 vs. Denver... DNP (Coach's Decision) on Feb. 5, 2012 at Boston while healing a sore left hip and knee... Missed seven additional games due to injury... Not with team for two games from Feb. 6-8, 2012 due to a sore left hip and knee... Not with team for five games from April 6-12, 2012 due to a facial laceration sustained on April 4, 2012 at Dallas... **2012 Playoffs:** Averaged 6.9 points, 3.1 rebounds and 0.7 assists on .400 shooting in 24.3 minutes in seven games against the Los Angeles Clippers in the first round of the 2012 Western Conference Playoffs.

## NBA CAREER

The eight-year veteran holds career averages of 7.8 points, 2.8 rebounds, 1.3 assists and 1.25 steals in 19.8 minutes in 466 games (170 starts) with the Boston Celtics and Memphis Grizzlies... Named to consecutive NBA All-Defensive Teams, earning First Team honors in 2011-12 and Second Team honors in 2010-11... His selection to the All-Defensive Teams mark career firsts, as well as franchise firsts for the Grizzlies... Finished sixth in the voting for the 2011-12 NBA Defensive Player of the Year and placed fourth in the balloting for 2010-11... A member of the 2008 NBA Champion Boston Celtics... The Grizzlies' all-time postseason leader in total steals (34) and steals per game (1.70)... Holds career postseason averages of 4.4 points, 1.6 rebounds and 0.87 steals in 76 playoff games... Has made the NBA Playoffs in six of his eight professional seasons... Owns two career double-doubles... **2010-11 (Memphis):** Emerged as one of the league's top perimeter defenders in his first season in Memphis, averaging 1.79 steals and helping the Grizzlies pace the NBA in steals and forced turnovers... Named to the 2010-11 NBA All-Defensive Second Team, marking his first and the Grizzlies' first selection to an All-Defensive Team... Averaged 4.14 steals per 48 minutes, the highest rate by an NBA player since **Nate McMillan** (1993-94)... Averaged 8.9 points, 2.7 rebounds and 1.4 assists on .510 shooting in 20.8 minutes in 72 games (31 starts)... Hauled in a career-high 11 rebounds on March 19, 2011 vs. Indiana... **2011 Playoffs:** Established new playoff career highs across the board with 8.8 points, 2.9 rebounds, 1.5 assists and 1.92 steals in 26.9 minutes in 13 games (all starts), helping Memphis advance to the Western Conference Semifinals for the first time in franchise history... Tied a playoff career high with 15 points in Game 2 of the first round on April 20, 2011 at San Antonio... **2009-10 (Boston):** Played a key defensive role for the Eastern Conference Champion Celtics, averaging 6.1 points, 2.7 rebounds, 1.3 assists and 1.07 steals in 16.5 minutes in 77 games (eight starts)... Recorded his first career double-double with 10 points and 10 rebounds on Dec. 27, 2009 at LA Clippers... Tied a career high with seven assists on Jan. 2, 2010 vs. Toronto... **2010 Playoffs:** Averaged 5.1 points and 1.04 steals in 16.3 minutes in 24 games... Scored a playoff career-high tying 15 points in Game 2 of the Eastern Conference Semifinals on May 9, 2010 vs. Cleveland... **2008-09 (Boston):** Averaged 7.8 points, 2.3 rebounds, 1.4 assists and 1.17 steals in 19.3 minutes in 46 games (two starts) in his fifth season with the Celtics... **2009 Playoffs:** Averaged 0.9 points and 0.9 rebounds in 6.0 minutes in 10 appearances... **2007-08 (Boston):** Averaged 6.6 points, 2.2 rebounds and 1.5 assists in 18.3 minutes in 75 games (11 starts) in his fourth season in Boston... Averaged 9.6 points, 2.9 rebounds and 1.45 steals in 29.3 minutes in his 11 starts... **2008 Playoffs:** Won his first NBA Championship, averaging 1.3 points in 4.3 minutes in 15 postseason games, as Boston went on to defeat the Los Angeles Lakers (4-2) in the 2008 NBA Finals... **2006-07 (Boston):** Started his third season in Boston averaging career highs in scoring (11.5 points), rebounding (3.8) and assists (1.7) in 24.4 minutes in 33 games (18 starts) before suffering a season-ending tear of the anterior cruciate ligament (ACL) and medial collateral ligament (MCL) of his left knee on Jan. 10, 2007 vs. Indiana... **2005-06 (Boston):** Averaged 7.2 points, 2.2 rebounds, 1.3 assists and 1.00 steals



in 19.2 minutes in 51 games (nine starts) in his second season with the Celtics... Blocked a career-high four shots on March 20, 2006 vs. LA Lakers... **2004-05 (Boston):** Averaged 6.4 points, 2.9 rebounds and 0.99 steals in 16.4 minutes in 77 games (34 starts) as a rookie... Tied for fourth among first-year players in steals... Participated in the Rookie Challenge at the 2005 NBA All-Star Weekend, scoring a team-high 17 points... Scored 20 points in his first career start on Jan. 22, 2005 at Atlanta... Made his NBA debut on Nov. 3, 2004 vs. Philadelphia... **2005 Playoffs:** Recorded 2.7 points, 1.7 rebounds and 0.3 assists in 12.9 minutes, appearing in all seven playoff games (three starts) for Boston.

## CAREER TRANSACTIONS

Drafted by the Boston Celtics in the first round (25th overall) of the 2004 NBA Draft on June 24, 2004, the draft pick of then-Celtics General Manager and current Grizzlies GM **Chris Wallace**... Signed a multi-year contract with the Boston Celtics on July 3, 2004... Signed as a free agent with the Memphis Grizzlies on July 13, 2010.

## COLLEGE CAREER

In two seasons at Oklahoma State University (2002-04), averaged 15.3 points, 5.5 rebounds, 2.9 assists, 2.01 steals and 0.82 blocks in 31.4 minutes in 67 games (62 starts)... Became the first player in Cowboys history to surpass the 1,000 career point threshold in just two seasons... Played his first two collegiate seasons at Wabash Valley (Ill.) and Butler County (Kan.) Community College... **2003-04 (Senior):** Led Oklahoma State in scoring (16.0 points) and guided the Cowboys to the 2004 NCAA Final Four... Named Big 12 Player of the Year and earned Honorable Mention All-America by The Associated Press... Averaged 5.5 rebounds and 2.1 steals in 35 games (34 starts)... Posted 15.2 points, 6.0 rebounds and 4.0 rebounds during the 2004 NCAA Tournament... Scored 23 points and grabbed seven rebounds in a Sweet 16 win over Pittsburgh on March 25, 2004... Recorded 13 points, four rebounds and four assists in Oklahoma State's Final Four loss to Georgia Tech on April 3, 2004... **2002-03 (Junior):** Averaged 14.4 points and 5.4 rebounds in 32 games (28 starts) en route to his consensus selection as Big 12 Newcomer of the Year... **2001-02 (Sophomore):** Averaged 14.5 points and 5.3 rebounds in 38 games for Wabash Valley (Ill.)... Led Wabash Valley to a 32-6 record and a fourth-place finish at the NJCAA Championships, averaging 22.8 points and 10.5 rebounds during the tournament... Named Second Team All-Region XXIV... **2000-01 (Freshman):** Averaged 16.5 points, 6.1 rebounds and 2.8 steals in 32 games (31 starts) for Butler County (Kan.) Community College... Named Second Team All-Jayhawk West Conference and Jayhawk West Freshman of the Year.

## PERSONAL

Born Jan. 11, 1982 in Chicago... Full name is Anthony Allen... Son of Ella Allen... Has two sisters, Ebony and Dominique, and a brother, Ryan, who played on the Grizzlies' 2012 summer league squad following a four-year collegiate career at Wisconsin-Milwaukee... Attended Crane High School in Chicago and played alongside Detroit Pistons guard **Will Bynum**, whom he would play against when Oklahoma State met Georgia Tech in the 2004 NCAA Final Four... Hosts annual Grit & Grind Basketball Academy, a free summer basketball clinic for boys and girls, during the offseason in Memphis... Remains close friends with **Glynn Cyprien**, who served as an assistant coach during his career at Oklahoma State... Enjoys listening to music in his spare time.

## NBA Regular Season Statistics

Year-Team	G-GS	MIN	Field Goals		3-Point		Free Throws		Rebounds		STL	BLK	TO	PF	PTS	RPG	APG	PPG
			FGM-FGA	PCT	FGM-FGA	PCT	FTM-FTA	PCT	OFF-DEF-TOT	AST								
04-05 BOS	77-34	1262	184-387	.475	12-31	.387	112-152	.737	85-136-221	64	76	24	77	156	492	2.9	0.8	6.4
05-06 BOS	51-9	978	129-274	.471	11-34	.324	100-134	.746	32-79-111	67	51	18	67	126	369	2.2	1.3	7.2
06-07 BOS	33-18	805	133-259	.514	8-33	.242	105-134	.784	35-89-124	56	49	12	75	87	379	3.8	1.7	11.5
07-08 BOS	75-11	1373	169-389	.434	18-57	.316	138-181	.762	34-134-168	114	62	21	109	168	494	2.2	1.5	6.6
08-09 BOS	46-8	887	137-284	.482	6-27	.222	79-109	.725	22-82-104	66	54	23	77	98	359	2.3	1.4	7.8
09-10 BOS	54-8	889	129-253	.510	0-5	.000	72-119	.605	52-93-145	72	59	19	66	109	330	2.7	1.3	6.1
10-11 MEM	72-31	1494	251-492	.510	4-23	.174	137-182	.753	70-123-193	104	129	44	86	161	643	2.7	1.4	8.9
11-12 MEM	58-57	1525	210-448	.469	8-26	.308	140-175	.800	98-135-233	79	104	33	94	142	568	4.0	1.4	9.8
CAREER	466-170	9213	1342-2786	.482	67-236	.284	883-1186	.745	428-871-1299	622	584	194	651	1047	3634	1.3	2.8	7.8

## NBA Playoff Statistics

Year-Team	G-GS	MIN	Field Goals		3-Point	Free Throws		Rebounds		AST	STL	BLK	TO	PF	PTS	RPG	APG	PPG
			FGM-FGA	PCT		FTM-FTA	PCT	OFF-DEF-TOT										
04-05 BOS	7-0	90	8-18	.444	0-0	---	3-7	.429	4-8-12	2	3	2	5	17	19	1.7	0.3	2.7
07-08 BOS	15-0	65	9-16	.563	0-1	.000	2-5	.400	1-2-3	3	2	0	1	5	20	0.2	0.2	1.3
08-09 BOS	10-0	60	4-8	.500	0-0	---	1-1	1.000	1-8-9	3	2	0	1	4	9	0.9	0.3	0.9
09-10 BOS	24-0	391	47-98	.480	0-5	.000	28-36	.778	13-28-41	17	25	14	23	58	122	1.7	0.7	5.1
10-11 MEM	13-13	350	43-101	.426	1-7	.143	27-41	.659	15-23-38	20	25	5	24	43	114	2.9	1.5	8.8
11-12 MEM	7-7	170	18-45	.400	0-5	.000	12-17	.706	8-14-22	5	9	7	10	21	48	3.1	0.7	6.9
CAREER	76-20	1126	129-286	.451	1-18	.056	73-107	.682	42-83-125	50	66	28	64	148	332	1.6	0.7	4.4

## SINGLE GAME HIGHS

<b>PTS</b>	<b>30</b>	<b>12/15/06, BOS vs DEN</b>	<b>3FGA</b>	<b>4</b>	<b>12/16/07, BOS at TOR (2x)</b>	<b>AST</b>	<b>7</b>	<b>1/2/10, BOS vs TOR (2x)</b>
<b>FGM</b>	<b>11</b>	<b>11/9/08, BOS at DET (2x)</b>	<b>FTM</b>	<b>11</b>	<b>12/27/06, BOS at LAC</b>	<b>STL</b>	<b>8</b>	<b>4/23/12, MEM vs CLE</b>
<b>FGA</b>	<b>17</b>	<b>3/30/11, MEM vs GS (4x)</b>	<b>FTA</b>	<b>14</b>	<b>2/22/11, MEM at DEN</b>	<b>BLK</b>	<b>4</b>	<b>1/31/12, MEM vs DEN (2x)</b>
<b>3FGM</b>	<b>2</b>	<b>1/4/11, MEM vs OKC (10x)</b>	<b>REB</b>	<b>11</b>	<b>3/19/11, MEM vs IND</b>	<b>MIN</b>	<b>48</b>	<b>12/15/06, BOS vs DEN</b>

00

## MEMPHIS GRIZZLIES

## DARRELL ARTHUR

POSITION: FORWARD  
 HEIGHT, WEIGHT: 6'9", 235  
 NBA SEASONS: 3  
 PRIOR TO NBA: KANSAS

## 2011-12 SEASON

Missed the entire 2011-12 season after sustaining a torn right Achilles tendon on Dec. 18, 2011... Underwent season-ending surgery on Dec. 22, 2011... **2012 Playoffs:** Inactive all seven games during the Grizzlies first-round playoff series with the Los Angeles Clippers.

## NBA CAREER

The four-year veteran holds career averages of 6.9 points, 4.2 rebounds and 0.6 assists in 18.8 minutes in 188 games (73 starts) with the Memphis Grizzlies... Holds career postseason averages of 7.1 points, 2.2 rebounds and 0.5 assists in 13 playoff games... Owns five career double-doubles... **2010-11 (Memphis):** Posted career highs in scoring (9.1 points), field goal percentage (.497), blocks (0.79) and minutes (20.1) while also averaging 4.3 rebounds in 80 games (nine starts)... Recorded the nine highest-scoring games of his career, including a career-high 24-point performance on Feb. 13, 2011 vs. Denver... **2011 Playoffs:** Averaged 7.1 points and 2.2 rebounds in 15.5 minutes in 13 games, helping Memphis advance to the Western Conference Semifinals for the first time in team history... Scored a playoff career-high 17 points in Game 4 of the first round on April 25, 2011 vs. San Antonio... **2009-10 (Memphis):** After missing the first 50 games of the season due to right pectoralis surgery, returned to average 4.5 points and 3.2 rebounds in 32 games... **2008-09 (Memphis):** Ranked in the top 10 among NBA rookies in rebounds (4.6, 8th), blocks (0.68, 7th) and steals (0.68, 10th)... Registered 5.6 points in 19.3 minutes in 76 games (64 starts)... Blocked a career-high five shots on March 18, 2009 vs. Denver... Notched a double-double (11 points, 15 rebounds) off the bench in his NBA debut on Oct. 29, 2008 at Houston, breaking the franchise record for most rebounds in a Grizzlies debut (**Benoit Benjamin**, 13).

## CAREER TRANSACTIONS

The early-entry candidate was drafted by the New Orleans Hornets in the first round (27th overall) of the 2008 NBA Draft on June 26, 2008... Draft rights traded on draft night by the New Orleans Hornets to the Portland Trail Blazers for cash considerations... Draft rights traded on draft night by the Portland Trail Blazers to the Houston Rockets for the draft rights to **Nicolas Batum** (25th) and the draft rights to **Joey Dorsey** (33rd)... Draft rights traded on draft night by the Houston Rockets to the Memphis Grizzlies for the draft rights to **Donte Greene** (28th) and a 2009 second round draft pick... Signed a multi-year contract with the Memphis Grizzlies on July 19, 2008... Re-signed with the Memphis Grizzlies to a multi-year contract on July 13, 2012.

## COLLEGE CAREER

In two seasons at the University of Kansas (2006-08), averaged 11.3 points, 5.5 rebounds and 1.40 blocks on .541 shooting in 21.9 minutes in 78 games (46 starts)... **2007-08 (Sophomore):** Named First Team All-Big 12, tying for second on the team in scoring (12.8 points) and placing second in rebounding (6.3) in 40 games for the 2008 NCAA Champion Jayhawks... Scored 20 points (9-of-13 FG) and grabbed 10 rebounds in the NCAA national championship game on April 7, 2008 vs. Memphis... **2006-07 (Freshman):** Averaged 9.8 points and 4.7 rebounds in 38 games in his first collegiate season... Led the team in blocked shots (1.50)... Scored a career-high 26 points on Nov. 19, 2006 vs. Towson.





## PERSONAL

Born March 25, 1988 in Dallas... Full name is Darrell Antwonnie Arthur... Mother is Sandra Arthur... Name is pronounced dur-RELL... Nickname is "Shady"... Joined fellow Jayhawk **Josh Selby** in Kansas' "Legends of the Phog" alumni exhibition game on Sept. 24, 2011 at Allen Fieldhouse... Played alongside cousin **Quinton Ross** during his rookie season... Was the first Kansas Jayhawk to wear jersey No. 00 since **Greg Ostertag**... Led South Oak Cliff High School to consecutive Texas 4A state championships in 2005 and 2006, winning tournament MVP each time... Named Dallas Morning News 2006 Player of the Year and 2006 co-Mr. Basketball by the Texas Association of Basketball Coaches (TABC)... Named the 4A Player of the Year by the TABC in 2005 and 2006.

## NBA Regular Season Statistics

Year-Team	G-GS	MIN	Field Goals		3-Point		Free Throws		Rebounds		AST	STL	BLK	TO	PF	PTS	RPG	APG	PPG
			FGM-FGA	PCT	FGM-FGA	PCT	FTM-FTA	PCT	OFF-DEF-TOT										
08-09 MEM	76-64	1464	191-436	.438	0-2	.000	40-60	.667	108-238-346	43	52	52	47	206	422	4.6	0.6	5.6	
09-10 MEM	32-1	457	63-146	.432	0-1	.000	17-30	.567	37-73-110	15	14	14	22	60	143	3.4	0.5	4.5	
10-11 MEM	80-9	1609	310-624	.497	0-6	.000	109-134	.813	115-227-342	53	52	63	88	228	729	4.3	0.7	9.1	
CAREER	188-74	3530	564-1206	.468	0-9	.000	166-224	.741	260-538-798	111	118	129	157	494	1294	4.2	0.6	6.9	

## NBA Playoff Statistics

Year-Team	G-GS	MIN	Field Goals		3-Point		Free Throws		Rebounds		AST	STL	BLK	TO	PF	PTS	RPG	APG	PPG
			FGM-FGA	PCT	FGM-FGA	PCT	FTM-FTA	PCT	OFF-DEF-TOT										
10-11 MEM	13-0	201	39-85	.459	1-1	1.000	13-17	.765	14-15-29	7	7	12	12	30	92	2.2	0.5	7.1	
CAREER	13-0	201	39-85	.459	1-1	1.000	13-17	.765	14-15-29	7	7	12	12	30	92	2.2	0.5	7.1	


## SINGLE GAME HIGHS

PTS	24	2/13/11, MEM vs DEN	FTA	10	2/13/11, MEM vs DEN	AST	4	3/17/11, MEM at NY
FGM	9	3/1/11, MEM vs SA (2x)	OREB	6	3/20/10, MEM vs GS	STL	4	3/18/09, MEM vs DEN
FGA	19	3/1/11, MEM vs SA	DREB	11	10/29/08, MEM at HOU	BLK	5	3/18/09, MEM vs DEN
FTM	9	3/9/11, MEM vs NY	REB	15	10/29/08, MEM at HOU	MIN	37	1/28/09, MEM at OKC

7

## MEMPHIS GRIZZLIES

PLAYERS



## JERRYD BAYLESS

POSITION: GUARD  
 HEIGHT, WEIGHT: 6'3", 200  
 NBA SEASONS: 4  
 PRIOR TO NBA: ARIZONA

## 2011-12 SEASON

Set career highs in seven major statistical categories, including scoring (11.4 points), assists (3.8), steals (0.77), minutes (22.7), field goal percentage (.424), three-point field goal percentage (.423) and free throw percentage (.852) in 31 games (11 starts) for the Toronto Raptors... Increased his averages to 17.8 points and 5.3 assists while shooting .450 from the field and .429 from three-point range in his 11 starts... Posted 22.4 points, 4.0 rebounds and 5.9 assists on .477 shooting in the seven games in which he played at least 30 minutes... Led the Raptors in scoring eight times and in assists on nine occasions... Scored 10-plus points 16 times, 20-plus points four times and 30-plus points once, a season-best 30-point performance on Feb. 6, 2012 at Washington in which he made a career-high six three-pointers... Recorded his third career double-double with 16 points and a season-high 10 assists on March 14, 2012 at New Jersey... Played a career-high 44 minutes on March 16, 2012 at Memphis... Missed 35 games due to injury... Missed 13 games from Jan. 1-20, 2012 due to a sprained left ankle sustained on Dec. 30, 2011 at Dallas... Missed four games from Feb. 10-15, 2012 due to a sore left ankle... Missed two games from March 23-24, 2012 with a left hip pointer... Missed the final 16 games of the season from March 28-April 26, 2012 due to a partially torn left oblique muscle sustained on March 26, 2012 vs. Orlando.

## NBA CAREER

The four-year veteran holds career averages of 8.1 points, 1.8 rebounds and 2.8 assists on .412 shooting in 18.2 minutes in 229 games (36 starts) for the Portland Trail Blazers, New Orleans Hornets and Toronto Raptors... Holds career postseason averages of 10.9 points, 2.1 rebounds and 2.9 assists in eight playoff games (two starts)... Owns three career double-doubles... **2010-11 (New Orleans/Toronto):** Averaged 9.2 points, 2.3 rebounds and 3.7 assists in 71 games (14 starts), splitting the season between the New Orleans Hornets and Toronto Raptors... Averaged 4.5 points, 1.4 rebounds and 2.5 assists in 13.5 minutes in 11 games for New Orleans... Traded by New Orleans with **Peja Stojakovic** to Toronto for **Jarrett Jack**, **Marcus Banks** and **David Andersen** on Nov. 20, 2010... Recorded 10.0 points, 2.5 points and 4.0 assists in 22.5 minutes in 60 games (14 starts) for Toronto following the trade... Upped his averages to 18.1 points and 6.7 assists in 35.6 minutes as a starter... Tied a career high with 31 points on Dec. 11, 2011 at Detroit... Set career highs with 11 assists and eight rebounds on January 24, 2011 vs. Memphis... Recorded a double-double with 11 points and 10 assists on Feb. 22, 2011 at Charlotte, tying career highs by shooting 11-of-12 from the free throw line... With the double-double, became the first NBA player to record a points/assists double-double without a made field goal since **Magic Johnson** (April 2, 1996 at Charlotte)... **2009-10 (Portland):** Averaged 8.5 points, 1.6 rebounds and 2.3 assists in 74 games (11 starts) in his second and final season in Portland... Made more free throws (201) than field goals (200)... Scored a career-high tying 31 points on Dec. 23, 2009 at Sacramento, setting a franchise record for points by a Trail Blazer making their first career start... **2010 Playoffs:** Posted 13.5 points, 2.7 rebounds and 3.8 assists in 27.7 minutes in six games (two starts) against Phoenix in the first round of the 2010 Western Conference Playoffs... Scored a playoff career-high 18 points in Game 1 on April 18, 2010 at Phoenix... **2008-09 (Portland):** Averaged 4.3 points, 1.1 rebounds and 1.5 assists in 12.4 minutes in 53 games during his rookie season... Named the Most Valuable Player of the 2008 NBA Summer League in Las Vegas, averaging 29.8 points in four games... **2009 Playoffs:** Made his first two postseason appearances, totaling six points in 11 minutes.

## CAREER TRANSACTIONS

The early-entry candidate was drafted by the Indiana Pacers in the first round (11th overall) of the 2008 NBA Draft on June 26, 2008... Draft rights traded on draft night by the Indiana Pacers with **Ike Diogu** to the Portland Trail Blazers for **Jarrett Jack**, **Josh McRoberts** and the draft rights to **Brandon Rush**... Traded by the Portland Trail Blazers to the New Orleans Hornets for a 2011 first round draft pick on Oct. 23, 2010... Traded by the New Orleans Hornets with **Peja Stojakovic** to the Toronto Raptors for **Jarrett Jack**, **Marcus Banks** and **David Andersen** on Nov. 20, 2010... Signed as a free agent by the Memphis Grizzlies on July 13, 2012.



## COLLEGE CAREER

In his lone season at the University of Arizona (2007-08), led the Wildcats in scoring (19.7 points) and assists (4.0) while averaging 2.7 rebounds on .458 shooting (.407 three-point shooting) in 35.7 minutes in 30 games... Earned All Pac-10 Second Team and All-Freshman honors... Garnered First Team All-District honors by the National Association of Basketball Coaches (NABC) and United States Basketball Writers Association (USBWA)... Named Honorable Mention All-America by The Associated Press... Was a finalist for the Wooden Award... Became the first freshman in school history to lead Arizona in scoring, as well as the first freshman to win team MVP, since **Sean Elliot** (1985-86)... Reached 30 points in three consecutive games, becoming the first player in Arizona history to do so... Tied the mark for most points by a freshman in a Pac-10 game with a career-high 39 points on Feb. 10, 2007 vs. Arizona State.

## PERSONAL

Born Aug. 20, 1988 in Phoenix... Son of Denise Bowman and Brad Bayless... Name is pronounced JAIR-id... Has an older brother, Justin... Named to the 2009 USA Basketball Men's Select Team, though injury prevented him from participating... Tabbed for the 2008 USA Basketball Men's Select Team alongside then-Trail Blazers teammate **LaMarcus Aldridge**... As a senior at St. Mary's, was named to the 2007 McDonald's All-American Team... Named to the 2007 Nike Brand All-America team and participated in the 2007 Jordan Brand Classic... A Parade and EA Sports All-American in 2007... Named Gatorade Arizona State Player of the Year during his junior and senior seasons at St. Mary's... Won the gold medal in the 100 meters at the 9- and 10-year old junior Olympics in Seattle... Hobbies include golf, where he has made two hole-in-ones.

## NBA Regular Season Statistics

Year-Team	G-GS	MIN	Field Goals		3-Point		Free Throws		Rebounds		AST	STL	BLK	TO	PF	PTS	RPG	APG	PPG
			FGM-FGA	PCT	FGM-FGA	PCT	FTM-FTA	PCT	OFF-DEF-TOT										
08-09 POR	53-0	655	69-189	.365	7-27	.259	83-103	.806	8-49-57	78	16	2	56	81	228	1.1	1.5	4.3	
09-10 POR	74-11	1304	200-483	.414	29-92	.315	201-242	.831	18-102-120	172	26	5	94	152	630	1.6	2.3	8.5	
10-11 NO/TOR	71-14	1496	218-517	.422	49-146	.336	166-206	.806	26-139-165	266	38	5	127	149	651	2.3	3.7	9.2	
11-12 TOR	31-11	705	117-276	.424	44-104	.423	75-88	.852	8-58-66	118	24	4	53	70	353	2.1	3.8	11.4	
CAREER	229-36	4160	604-1465	.412	129-369	.350	525-639	.822	60-348-408	634	104	16	330	452	1862	1.8	2.8	8.1	

## NBA Playoff Statistics

Year-Team	G-GS	MIN	Field Goals		3-Point		Free Throws		Rebounds		AST	STL	BLK	TO	PF	PTS	RPG	APG	PPG
			FGM-FGA	PCT	FGM-FGA	PCT	FTM-FTA	PCT	OFF-DEF-TOT										
08-09 POR	2-0	11	2-6	.333	0-1	.000	2-3	.667	0-1-1	0	0	1	1	0	6	0.5	0.0	3.0	
09-10 POR	6-2	166	28-65	.431	6-15	.400	19-24	.792	4-12-16	23	2	0	8	21	81	2.7	3.8	13.5	
CAREER	8-2	177	30-71	.423	6-16	.375	21-27	.778	4-13-17	23	2	1	9	21	87	2.1	2.9	10.9	

## SINGLE GAME HIGHS

PTS	31	12/11/10, TOR at DET (2x)	3FGA	10	2/6/12, TOR at WAS	AST	11	1/24/11, TOR vs MEM
FGM	10	3/17/12, TOR at CHA (4x)	FTM	11	2/22/11, TOR at CHA (2x)	STL	4	3/17/12, TOR at CHA (2x)
FGA	24	12/23/09, POR at SA	FTA	12	2/22/11, TOR at CHA (4x)	BLK	1	3/16/12, TOR at MEM (16x)
3FGM	6	2/6/12, TOR at WAS	REB	8	1/24/11, TOR vs MEM	MIN	44	3/16/12, TOR at MEM



11

## MEMPHIS GRIZZLIES

PLAYERS



## MIKE CONLEY

POSITION:  
HEIGHT, WEIGHT:  
NBA SEASONS:  
PRIOR TO NBA:

GUARD  
6'1", 185  
5  
OHIO STATE

## 2011-12 SEASON

The floor general finished second in the NBA in steals per game (2.19), setting a new franchise record and career high for the category... Led the team in assists (6.5) for a fifth consecutive season, tying for 11th among all NBA players and matching a personal best... Led the Grizzlies in three-point field goal percentage (.377)... Also averaged 12.7 points and 2.5 rebounds on .433 shooting in 35.1 minutes in 62 games (61 starts)... Paired with **Tony Allen** to form the NBA's most prolific duo for total steals (240) and help the Grizzlies lead the league in steals and forced turnovers for the second consecutive season... Ranked fourth in the NBA in steals per 48 minutes (3.00)... Scored 10-plus points 47 times and 20-plus points eight times, including a season-high 22 points on Jan. 21, 2012 vs. Sacramento, all of which came in the first half... Memphis went undefeated (8-0) when he reached 20 points... Scored 17 of his 20 points after halftime on Jan. 23, 2012 at Golden State, as Memphis rallied from a 20-point second-half deficit to defeat the Warriors... Led the team in assists in a career-high 26 consecutive games from Jan. 3-Feb. 15, 2012... Recorded his second career 20-10 game with 20 points and 10 assists on Feb. 29, 2012 vs. Dallas... Recorded multiple steals in a career-high and franchise-record 14 consecutive games from Feb. 15-March 18, 2012, the longest streak by any player during the season... Posted eight double-doubles... Missed four games due to injury... Missed two games from Dec. 30, 2011-Jan. 1, 2012 due to a left ankle sprain sustained in the first minute of the home opener on Dec. 28, 2011 vs. Oklahoma City... Missed two games from March 31-April 2, 2012 due to a sore right ankle... **2012 Playoffs:** Averaged 14.1 points, 3.3 rebounds and 7.1 assists on .421 shooting in 39.2 minutes in seven games against the Los Angeles Clippers in the first round of the 2012 Western Conference Playoffs... Scored a playoff career-high tying 25 points in Game 4 on May 7, 2012 at LA Clippers.

## NBA CAREER

The five-year veteran holds career averages of 11.9 points, 2.8 rebounds, 5.4 assists and 1.46 steals on .440 shooting in 32.1 minutes in 358 games (329 starts) with the Memphis Grizzlies... Has led the Grizzlies in assists in every season since being drafted by the team in the 2007 NBA Draft... Owns the Grizzlies' single-season franchise record for total steals (144 in 2010-11) and steals per game (2.19 in 2011-12)... Enters the 2012-13 season tied with **Shane Battier** for second on the Grizzlies' all-time steals list (523)... The Grizzlies' all-time postseason leader in assists (133), assists per game (6.7) and minutes played (784)... Holds career postseason averages of 14.8 points, 3.7 rebounds and 6.7 assists in 20 playoff games... Owns 23 career double-doubles... **2010-11 (Memphis):** Posted career highs in scoring (13.7 points), assists (6.5), steals (1.78) and minutes (35.5) on .444 shooting in 81 games (all starts) after signing a multi-year contract extension with Memphis on Nov. 1, 2010... Ranked sixth in the NBA in steals and tied for 16th in assists... Set the team single-season franchise record for total steals (144), surpassing **James Posey's** mark (137 in 2003-04)... Recorded a career-high 14 assists on Dec. 8, 2010 at Phoenix... Tied a career high with seven steals on Oct. 30, 2010 vs. Minnesota... **2011 Playoffs:** Averaged 15.2 points, 3.8 rebounds, 6.4 assists and 1.08 steals in 39.0 minutes in 13 games, guiding Memphis to the Western Conference Semifinals for the first time in team history... Set a club single-game playoff record with 12 assists in Game 6 of the conference semifinals on May 13, 2011 vs. Oklahoma City... Scored 12 of his 16 points in the fourth quarter in Game 4 of the conference semifinals on May 9, 2011 vs. Oklahoma City, sinking a three-pointer with 3.5 seconds remaining in regulation to send the game into the first of three overtimes... Scored a playoff career-high tying 25 points in Game 2 of the conference semifinals on May 3, 2011 at Oklahoma City... Set up **Shane Battier** for the game-winning three-pointer in Game 1 of the first round on April 17, 2011 at San Antonio, the Grizzlies' first-ever playoff victory... **2009-10 (Memphis):** Averaged 12.0 points, a team-high 5.3 assists and 1.36 steals in 32.1 minutes in 80 games (all starts)... Led the team in three-point percentage (.387)... Drove past **Shaquille O'Neal** and made the game-winning layup with 3.0 seconds remaining in overtime on Dec. 8, 2009 vs. Cleveland... **2008-09 (Memphis):** Improved on his rookie averages with 10.9 points, 3.4 points and a team-high 4.3 assists on .442 shooting in 30.6 minutes in 82 games (61 starts)... Led the team in three-point field goal percentage (career-high .406)... Recorded 14.3 points, 3.9 rebounds and 5.7 assists on .454 shooting in



36.3 minutes in 39 games after the team hired **Lionel Hollins** as head coach... Scored a career-high 31 points on March 7, 2009 vs. Philadelphia... Grabbed a career-high 10 rebounds on Dec. 12, 2008 vs. Chicago and Feb. 20, 2009 vs. Sacramento... Tallied a career-high tying seven steals on April 13, 2009 at Phoenix... **2007-08 (Memphis):** Averaged 9.4 points and led all rookies with 4.2 assists in 53 games (46 starts)... Played in the T-Mobile Rookie Challenge on Feb. 15, 2008 in New Orleans, recording a team-high eight assists.

## CAREER TRANSACTIONS

The early-entry candidate was drafted by the Memphis Grizzlies in the first round (fourth overall) of the 2007 NBA Draft on June 28, 2007... Signed a multi-year contract with the Memphis Grizzlies on July 30, 2007... Signed a multi-year contract extension with the Memphis Grizzlies on Nov. 1, 2010.

## COLLEGE CAREER

In his lone season at the Ohio State University (2006-07), guided the Buckeyes to a 35-4 record and the NCAA National Championship Game... Led the team in assists (6.1) and steals (2.2) while placing third in scoring (11.7 points) and shooting .518 from the field in 31.6 minutes in 39 games... Named to the All-Big Ten First Team by the media and All-Big Ten Second Team by the coaches... Earned 2007 Big Ten All-Tournament honors... Averaged 16.0 points, 5.0 rebounds and 4.8 assists in six games during the NCAA Tournament... Totaled 20 points, six assists and four steals in the national championship against Florida on April 2, 2007... Notched a double-double with 17 points and 10 assists on Jan. 17, 2007 vs. Northwestern.

## PERSONAL

Born Oct. 11, 1987 in Fayetteville, Ark. and raised in Indianapolis... Full name is Michael Alex Conley, Jr... Son of Rene and Mike Conley, Sr., who won the gold medal in the triple jump in the 1992 Olympics and took silver in 1984... Has three siblings, Joan, Sydney and Jon... Father earned nine NCAA individual titles at Arkansas (class of 1985) and was inducted into the USA Track and Field Hall of Fame in 2004... Was a high school and college teammate of the No. 1 overall pick in the 2007 NBA Draft, **Greg Oden**, first at Lawrence North High School in Indianapolis and then one season at Ohio State... Paired with Oden, lost just 11 total games during his high school and college careers... Father coached both Conley and Oden during the summers, starting when the duo was in the sixth grade... Both Conley, Sr. and Conley, Jr. own high school basketball state championships... Very active in the Memphis community, is one of two Grizzlies players in history (**Pau Gasol**) to join the Grizzlies Foundation Board of Directors... Co-hosted the 2012 Staxtacular event, his third consecutive year hosting the fundraiser benefiting the Stax Music Academy... An active participant in the Grizzlies TEAM UP Mentoring Initiative throughout his NBA career... Participated in the 2008 and 2009 "Payback Bowl," hosted by NFL superstar **Peyton Manning**, finishing second in 2008 to NFL Pro Bowl wide receiver **Reggie Wayne**... Enjoys bowling, golf, video games and movies... An avid bowler, who averages over 200, hosted an annual Bowl-N-Bash to benefit the Special Olympics and Memphis Police Sports Federation.

## NBA Regular Season Statistics

Year-Team	G-GS	MIN	Field Goals		3-Point		Free Throws		Rebounds		STL	BLK	TO	PF	PTS	RPG	APG	PPG
			FGM-FGA	PCT	FGM-FGA	PCT	FTM-FTA	PCT	OFF-DEF-TOT	AST								
07-08 MEM	53-46	1381	189-442	.428	30-91	.330	90-123	.732	21-118-139	222	44	2	89	85	498	2.6	4.2	9.4
08-09 MEM	82-61	2508	323-730	.442	88-217	.406	161-197	.817	25-251-276	354	90	8	143	146	895	3.4	4.3	10.9
09-10 MEM	80-80	2569	369-830	.445	82-212	.387	139-187	.743	30-161-191	425	109	12	170	178	959	2.4	5.3	12.0
10-11 MEM	81-81	2872	423-953	.444	80-217	.369	181-247	.733	32-215-247	528	144	18	176	182	1107	3.0	6.5	13.7
11-12 MEM	62-61	2174	296-684	.433	60-159	.377	136-158	.861	22-134-156	404	136	11	125	133	788	2.5	6.5	12.7
CAREER	358-329	11504	1600-3639	.440	340-896	.379	707-912	.775	130-879-1009	1933	523	51	703	724	4247	2.8	5.4	11.9

## NBA Playoff Statistics

Year-Team	G-GS	MIN	Field Goals		3-Point	Free Throws		Rebounds		STL	BLK	TO	PF	PTS	RPG	APG	PPG	
			FGM-FGA	PCT		FGM-FGA	PCT	FTM-FTA	PCT									OFF-DEF-TOT
10-11 MEM	13-13	507	71-183	.388	11-37	.297	44-53	.830	7-43-50	83	14	3	30	39	197	3.8	6.4	15.2
11-12 MEM	7-7	277	32-76	.421	11-22	.500	24-32	.750	4-19-23	50	6	0	16	19	99	3.3	7.1	14.1
CAREER	20-20	784	103-259	.398	22-59	.373	68-85	.800	11-62-73	133	20	3	46	58	296	3.7	6.7	14.8

## SINGLE GAME HIGHS

PTS	31	3/7/09, MEM vs PHI	3FGA	7	1/18/12, MEM at NO (6x)	AST	14	12/8/10, MEM at PHO
FGM	14	3/7/09, MEM vs PHI	FTM	10	3/12/10, MEM vs NY (2x)	STL	7	10/30/10, MEM vs MIN (2x)
FGA	21	3/7/09, MEM vs PHI	FTA	12	2/23/11, MEM at MIN (2x)	BLK	2	4/11/12, MEM vs PHO (5x)
3FGM	5	12/18/09, MEM vs IND	REB	10	2/20/09, MEM vs SAC (2x)	MIN	51	3/13/12, MEM vs LAL

3

## MEMPHIS GRIZZLIES

PLAYERS



## WAYNE ELLINGTON

POSITION: GUARD  
 HEIGHT, WEIGHT: 6'4", 200  
 NBA SEASONS: 3  
 PRIOR TO NBA: NORTH CAROLINA

## 2011-12 SEASON

Completed his third professional season averaging 6.1 points, 1.9 rebounds and 0.6 assists on .404 shooting in a career-high 19.1 minutes in 51 games (four starts) for the Minnesota Timberwolves... Shot .324 from three-point range... Scored 10-plus points 16 times, including a season-high 17 points on March 25, 2012 vs. Denver and April 4, 2012 vs. Golden State... Also hauled in a career-high tying seven rebounds on April 4, 2012 vs. Golden State... DNP (Coach's Decision) 13 times... Missed two games from April 11-12, 2012 due to back spasms.

## NBA CAREER

The three-year veteran holds career averages of 6.5 points, 1.9 rebounds and 0.9 assists on .412 shooting in 18.7 minutes in 189 games (13 starts) with the Minnesota Timberwolves... Drafted by the Minnesota Timberwolves in the first round (28th overall) of the 2009 NBA Draft after being named the Most Outstanding Player of the 2009 NCAA Tournament as a member of the 2009 NCAA National Champion North Carolina Tarheels... **2010-11 (Minnesota):** Posted 6.6 points, 1.7 rebounds and 1.2 assists on .403 shooting in 19.0 minutes in 62 games (eight starts)... Shot a career-high .397 from three-point range... Set a career high with 18 points on Feb. 8, 2011 at Houston and equaled that mark on Feb. 16, 2011 vs. LA Clippers... Recorded a career-high five assists on Feb. 14, 2011 vs. Portland and tied a career high with seven rebounds on Jan. 13 vs. Washington... **2009-10 (Minnesota):** Recorded 6.6 points in 18.2 minutes in 76 games (one start) during his rookie season... Established career highs for rebounding (2.1), field goal percentage (.424) and free throw percentage (.871)... Totaled seven points in 17 minutes in his first career start on Nov. 9, 2009 at Golden State... Tallied a career-high tying seven rebounds on Dec. 23, 2009 at New Jersey.

## CAREER TRANSACTIONS

The early-entry candidate was drafted by the Minnesota Timberwolves in the first round (28th overall) of the 2009 NBA Draft on June 25, 2009... Signed a multi-year contract with the Minnesota Timberwolves on July 10, 2009... Traded by the Minnesota Timberwolves to the Memphis Grizzlies for **Dante Cunningham** on July 24, 2012.

## COLLEGE CAREER

In three seasons at the University of North Carolina (2006-09), averaged 14.7 points, 4.1 rebounds and 2.2 assists on .463 shooting and .397 three-point shooting in 28.5 minutes in 115 games... Finished his collegiate career ranked second in UNC history in three-pointers made (229)... Earned ACC All-Tournament honors in each of his three collegiate seasons... **2008-09 (Junior):** Averaged 15.8 points, 4.9 rebounds and 2.7 assists on .483 shooting in 38 games for the 2009 NCAA Champion Tarheels... Named the 2009 NCAA Tournament Most Outstanding Player after averaging 19.2 points in six tourney games... Set a NCAA Final Four record by shooting .800 from three-point range (8-of-10 3FG) in two games... Led UNC with 85 three-pointers made, the fifth-best single-season total in school history... Ranked third in the ACC in three-point field goal percentage (.417)... **2007-08 (Sophomore):** Averaged 16.6 points, 4.5 rebounds and 2.0 assists on .467 shooting in 39 games... Exploded for a career-high 36 points and made the game-winning shot in an overtime victory on Jan. 6, 2008 at Clemson... Scored 28 points in the rematch with the Tigers on Feb. 10, 2008 and poured in 24 more points against Clemson in the ACC Championship Game on March 16, 2008... Earned All-East Regional honors during the 2008 NCAA Tournament... **2006-07 (Freshman):** Averaged 11.7 points, 2.9 rebounds and 2.1 assists on .433 shooting in 38 games in his first collegiate season.





## PERSONAL

Born Nov. 29, 1987 in Wynnewood, Pa... Full name is Wayne Robert Ellington, Jr... Son of Wayne Ellington, Sr... High school teammate of current Charlotte Bobcats guard **Gerald Henderson** at The Episcopal Academy in Merion, Pa... Led his high school in a 27-4 record as a senior and a 25-3 mark as a junior... Two-year letterman on his high school track team (high, triple and long jumps)... A McDonald's and Parade All-America selection in high school... Won the three-point contest at the 2006 McDonald's Game... Tied **Tyler Hansbrough**'s event record with 31 points to lead the United States to victory in the 2006 Nike Hoop Summit... Participated in the Seeds of Peace International Camp in the summer of 2009, working with Israeli, Palestinian, Egyptian, Jordanian and American youth to stress leadership and conflict resolution skills that apply on and off the court.

## NBA Regular Season Statistics

Year-Team	G-GS	MIN	Field Goals		3-Point		Free Throws		Rebounds		AST	STL	BLK	TO	PF	PTS	RPG	APG	PPG
			FGM-FGA	PCT	FGM-FGA	PCT	FTM-FTA	PCT	OFF-DEF-TOT										
09-10 MIN	76-1	1384	190-448	.424	64-162	.395	61-70	.871	33-126-159	74	20	5	74	72	505	2.1	1.0	6.6	
10-11 MIN	62-8	1181	160-397	.403	48-121	.397	42-53	.792	26-82-108	72	28	3	53	85	410	1.7	1.2	6.6	
11-12 MIN	51-4	973	122-302	.404	35-108	.324	32-40	.800	14-85-99	33	26	10	26	56	311	1.9	0.6	6.1	
CAREER	189-13	3538	472-1147	.412	147-391	.376	135-163	.828	73-293-366	179	74	18	153	213	1226	1.9	0.9	6.5	

## SINGLE GAME HIGHS

PTS	18	2/16/11, MIN vs LAC (2x)	3FGA	7	2/16/11, MIN vs LAC	AST	5	2/14/11, MIN vs POR (3x)
FGM	8	1/15/10, MIN at MEM	FTM	6	3/22/10, MIN vs TOR	STL	3	3/21/12, MIN at SA (4x)
FGA	15	1/25/12, MIN at DAL (3x)	FTA	6	1/25/12, MIN at DAL (3x)	BLK	2	1/25/12, MIN at DAL
3FGM	5	2/16/11, MIN vs LAC	REB	7	4/17/12, MIN vs MEM (4x)	MIN	40	3/5/11, MIN at WAS

INTRO

PLAYERS

OWNERSHIP

FRONT OFFICE

MEDIA

COMMUNITY

HISTORY

PLAYOFFS

REVIEW

OPPONENTS

NBA

FANS & FORUM

AT A GLANCE

33

## MEMPHIS GRIZZLIES

PLAYERS



## MARC GASOL

POSITION:  
HEIGHT, WEIGHT:  
NBA SEASONS:  
PRIOR TO NBA:

CENTER  
7'1", 265  
4  
AKASVAYU GIRONA

## 2011-12 SEASON

Led the Grizzlies in rebounding (8.9) and blocks (career-high 1.86) while ranking second on the team in scoring (14.6 points) and assists (career-high 3.1) en route to his first career All-Star selection... Shot .482 from the field and averaged a career-best 36.5 minutes in 65 games (all starts)... Ranked seventh in the NBA in blocks and 17th in rebounding... Selected to the 2012 Western Conference All-Star Team as a reserve on Feb. 9, 2012, making him the third All-Star in franchise history (**Zach Randolph** in 2010-11, **Pau Gasol** in 2005-06)... Tallied four points and three rebounds in 14 minutes in the 2012 All-Star Game on Feb. 26, 2012 in Orlando... Won his first career NBA Player of the Week Award for the week of Jan. 16, 2012 after averaging 19.5 points, 9.8 rebounds, 4.5 assists and 2.50 blocks on .673 shooting in 36.3 minutes and guiding the Grizzlies to a 4-0 record... Scored 10-plus points 51 times and 20-plus points 15 times, including a season-high 24 points on Feb. 3, 2012 at Oklahoma City... Grabbed 10-plus rebounds 28 times, including a season-high 15 boards on Jan. 3, 2012 vs. Sacramento... Recorded double-digit rebounds in a career-high 10 consecutive games from Jan. 1-20, 2012, the second-longest streak in franchise history (**Zach Randolph**, 14 in 2010-11)... Recorded 24 double-doubles... Recorded a career-high six blocks on Jan. 6, 2012 at Utah and Jan. 21, 2012 vs. Sacramento... Missed one game on March 27 vs. Minnesota due to a sore right ankle... **2012 Playoffs:** Averaged 15.1 points, 6.7 rebounds, 3.1 assists and 1.86 blocks on .522 shooting in 37.3 minutes in seven games against the Los Angeles Clippers in the first round of the Western Conference Playoffs.

## NBA CAREER

The four-year veteran holds career averages of 13.1 points, 8.1 rebounds, 2.4 assists and 1.54 blocks on .528 shooting in 33.5 minutes in 297 games (290 starts) with the Memphis Grizzlies... Named to the 2012 NBA All-Star Game, his first career selection... The all-time franchise leader in field goal percentage (.528), set the franchise single-season record for the category (.581) in 2009-10... Has led the Grizzlies in blocks per game in every season since joining the NBA... The Grizzlies' all-time postseason leader in blocks (28) and blocks per game (2.05)... Holds career postseason averages of 15.1 points, 9.7 rebounds and 2.6 assists on .514 shooting in 20 playoff games... Owns 83 career double-doubles... Draft rights were acquired by the Grizzlies from the Los Angeles Lakers on Feb. 1, 2008 in a blockbuster trade for older brother **Pau Gasol**... **2010-11 (Memphis):** Averaged 11.7 points, 7.0 rebounds, 2.5 assists and 1.68 blocks on .527 shooting in 31.9 minutes in 81 games (all starts)... Led the team in blocks per game and finished 13th in the NBA in the category... Tied a career high with 16 rebounds on Jan. 22, 2011 at Milwaukee... **2011 Playoffs:** Recorded 15.0 points, 11.2 rebounds, 2.2 assists and 2.15 blocks on .511 shooting in 39.9 minutes in 13 games, guiding Memphis to the Western Conference Semifinals for the first time in team history... Ranked second in the NBA in rebounds, seventh in field goal percentage, fourth in blocks and 10th in minutes during the playoffs... Posted playoff career highs with 26 points and a franchise-record 21 rebounds (club-record 10 offensive) in 57 minutes in a triple-overtime loss in Game 4 of the conference semifinals on May 9, 2011 vs. Oklahoma City... Tallied 24 points (9-of-10 FG) and nine rebounds in his playoff debut in Game 1 of the first round on April 17, 2011 at San Antonio... **2009-10 (Memphis):** Established career highs in rebounding (9.3) and field goal percentage (franchise-record .581)... Averaged a career-high tying 14.6 points and 2.4 points in 35.8 minutes in 69 games (all starts)... Tied **Kevin Durant** and **George Hill** for second in the voting for the 2009-10 Most Improved Player Award... Ranked fourth in the NBA in field goal percentage and 13th in blocks (team-high 1.58)... Set a franchise record by converting 15 consecutive field goal attempts from Nov. 14-18, 2009... Selected to play in the T-Mobile Rookie Challenge for the second-straight year, registering 10 points, six rebounds and two blocks in 14 minutes on Feb. 12, 2010 in Dallas... **2008-09 (Memphis):** Led the Grizzlies in rebounding (7.4), blocks (1.10), free throws made (275), free throws attempted (375) and double-doubles (17) as a rookie... Averaged 11.9 points on .530 shooting in 30.7 minutes in 82 games (75 starts)... Set a franchise rookie record for field goal percentage and ranked 14th in the NBA in the category... Tallied 15 points and eight rebounds in the T-Mobile Rookie Challenge on Feb. 13, 2009 in Phoenix... Scored a career-high 30 points on March 7, 2009 vs. Philadelphia... Grabbed a career-high tying 16 rebounds on Nov. 3, 2008 vs. Golden State... Posted a career-high 10 assists on March 4, 2009 at LA Clippers... Recorded 27 points and 16 rebounds in the fourth game of his career on Nov. 3, 2008 vs. Golden State, making him the first player since **Shaquille O'Neal** (Nov. 12, 1992) to post a 25-point, 15-rebound game within the first five games of his NBA career... Notched a double-double (12 points, 12 rebounds) in his NBA debut on Oct. 29, 2008 at Houston.



## CAREER TRANSACTIONS

Drafted by the Los Angeles Lakers in the second round (48th overall) of the 2007 NBA Draft on June 28, 2007... Draft rights traded by the Los Angeles Lakers with **Kwame Brown**, **Javaris Crittenton**, **Aaron McKie**, first round draft picks in 2008 and 2010 and cash considerations to the Memphis Grizzlies for **Pau Gasol** and a 2008 second round draft pick... Signed a multi-year contract with the Memphis Grizzlies on July 9, 2008... Re-signed with the Memphis Grizzlies to a multi-year contract on Dec. 14, 2011.

## INTERNATIONAL CAREER

Highly-decorated on the international level as a member of the Spanish National Team, has helped lead his country to six medals since joining the team in 2006... Took home the silver medal at the 2012 Olympics in London, United Kingdom as a member of the Spanish National Team, posting 12.6 points, 4.8 rebounds and 2.1 assists on .522 shooting in eight games... Won the gold medal at the 2011 FIBA European Championship in Lithuania, averaging 13.3 points, 7.3 rebounds and 2.0 assists on .513 shooting in 11 games... Earned gold at the 2010 FIBA World Championship in Turkey, recording 12.8 points, 6.4 rebounds and 2.33 blocks on .587 shooting in nine games... Helped guide Spain to its first gold medal at the 2009 FIBA European Championship in Poland, averaging 6.7 points, 5.7 rebounds and 1.33 blocks in nine games... Captured the silver medal at the 2008 Olympics in Beijing, China, averaging 7.1 points and 4.6 rebounds on .471 shooting in seven games... Took silver at the 2007 FIBA European Championship in Spain, recording 4.3 points and 2.8 rebounds in nine games... Captured gold at the FIBA World Championship in Japan, averaging 5.5 points and 3.3 rebounds on .773 shooting in eight games... Played five seasons in the Spanish ACB League with F.C. Barcelona (2003-06) and Akasvayu Girona (2006-08)... Won the 2008 ACB Most Valuable Player Award after posting 16.2 points, 8.3 rebounds and 1.8 blocks on .653 shooting... A two-time ACB All-Star selection (2007, 2008)... Recorded 13.6 points, 7.0 rebounds and 1.4 blocks in 28.2 minutes in 66 career games over two seasons with Akasvayu Girona... Averaged 3.2 points and 2.7 rebounds in 10.9 minutes in 50 career games over three seasons with F.C. Barcelona.

## PERSONAL

Born Jan. 29, 1985 in Barcelona, Spain... Born Marc Gasol Saez... Son of Marisa and Agusti Gasol... Older brother is Los Angeles Lakers forward **Pau Gasol**, the Grizzlies' all-time leading scorer who played seven seasons in Memphis (2001-08)... Draft rights were traded by the Los Angeles Lakers to the Memphis Grizzlies in a blockbuster deal for Pau on Feb. 1, 2008... Younger brother is **Adria Gasol**, who currently plays for the UCLA Bruins... Mother is a physician and father is a hospital administrator... The Gasol family, including Marc, followed Pau to Memphis when he started his NBA career... Played two seasons of high school basketball in Memphis for Lausanne (2001-03) before returning to Spain to play professionally for F.C. Barcelona... Lausanne retired his jersey on Dec. 11, 2008... Hosted the 2012 Staxtacular event, a fundraiser benefit for the Stax Music Academy... Donated \$14,000 – \$1,000 for each point scored on March 25, 2011 at Chicago – to the Japan Relief and Recovery Fund, helping the people of Japan recover from the devastating earthquake and tsunami of March 2011... The third Spanish-born player to play for the Grizzlies, joining **Pau Gasol** and fellow Spanish National Team member **Juan Carlos Navarro** (2007-08).

## NBA Regular Season Statistics

Year-Team	G-GS	MIN	Field Goals		3-Point		Free Throws		Rebounds		AST	STL	BLK	TO	PF	PTS	RPG	APG	PPG
			FGM-FGA	PCT	FGM-FGA	PCT	FTM-FTA	PCT	OFF-DEF-TOT										
08-09 MEM	82-75	2521	350-661	.530	0-1	.000	275-375	.733	201-404-605	143	63	90	164	265	975	7.4	1.7	11.9	
09-10 MEM	69-69	2469	378-651	.581	0-1	.000	252-376	.670	208-432-640	165	69	109	135	254	1008	9.3	2.4	14.6	
10-11 MEM	81-81	2586	364-691	.527	3-7	.429	220-294	.748	154-415-569	200	74	136	146	265	951	7.0	2.5	11.7	
11-12 MEM	65-65	2370	357-740	.482	1-12	.083	237-317	.748	120-459-579	204	62	121	121	201	952	8.9	3.1	14.6	
CAREER	297-290	9946	1449-2743	.528	4-21	.190	984-1362	.722	683-1710-2393	712	268	456	566	985	3886	8.1	2.4	13.1	

## NBA Playoff Statistics

Year-Team	G-GS	MIN	Field Goals		3-Point		Free Throws		Rebounds		AST	STL	BLK	TO	PF	PTS	RPG	APG	PPG
			FGM-FGA	PCT	FGM-FGA	PCT	FTM-FTA	PCT	OFF-DEF-TOT										
10-11 MEM	13-13	519	72-141	.511	0-2	.000	51-73	.699	41-105-146	29	14	28	26	44	195	11.2	2.2	15.0	
11-12 MEM	7-7	261	36-69	.522	0-1	.000	34-43	.791	16-31-47	22	2	13	13	25	106	6.7	3.1	15.1	
CAREER	20-20	780	108-210	.514	0-3	.000	85-116	.733	57-136-193	51	16	41	39	69	301	9.7	2.6	15.1	

## NBA All-Star Statistics

Year-Team	G-GS	MIN	Field Goals		3-Point		Free Throws		Rebounds		AST	STL	BLK	TO	PF	PTS	RPG	APG	PPG
			FGM-FGA	PCT	FGM-FGA	PCT	FTM-FTA	PCT	OFF-DEF-TOT										
11-12 MEM	1-0	14	2-5	.400	0-0	---	0-0	---	1-2-3	0	0	0	1	2	4	3.0	0.0	4.0	
CAREER	1-0	14	2-5	.400	0-0	---	0-0	---	1-2-3	0	0	0	1	2	4	3.0	0.0	4.0	

## SINGLE GAME HIGHS

PTS	30	3/7/09, MEM vs PHI	FTA	14	1/31/12, MEM vs DEN (2x)	AST	10	3/4/09, MEM at LAC
FGM	13	11/29/09, MEM at LAC	OREB	9	1/30/10, MEM vs NO	STL	4	4/12/12, MEM at SA (5x)
FGA	25	3/13/12, MEM vs LAL	DREB	14	1/3/12, MEM vs SAC (3x)	BLK	6	1/21/12, MEM vs SAC (2x)
FTM	11	4/4/09, MEM vs MIL (2x)	REB	16	1/16/11, MEM at MIL (5x)	MIN	51	2/19/10, MEM vs MIA

22

## MEMPHIS GRIZZLIES

PLAYERS



## RUDY GAY

POSITION:

FORWARD

HEIGHT, WEIGHT:

6'8", 230

NBA SEASONS:

6

PRIOR TO NBA:

CONNECTICUT

## 2011-12 SEASON

Returned from the previous year's season-ending shoulder injury to lead the team in scoring (19.0 points) and minutes (37.3)... Averaged a career high in rebounding (6.4)... Posted 2.3 assists and .455 shooting in 65 games (all starts)... Ranked 17th in the NBA in scoring, 16th in steals (1.46), sixth in minutes and seventh in dunks (110)... One of seven NBA players to rank in the top 20 in both scoring and steals (**Monta Ellis**, **LeBron James**, **Brandon Jennings**, **Chris Paul**, **Josh Smith** and **Russell Westbrook**)... Passed **Shane Battier** as the Grizzlies' all-time leader in steals on Feb. 2, 2012 at Atlanta... Scored 10-plus points 60 times, 20-plus points 33 times and 30-plus points once, a season-high 32-point performance on April 11, 2012 vs. Phoenix... Memphis went 24-9 when Gay reached 20 points... Grabbed 10-plus rebounds eight times, including a career-high tying 13 boards on Jan. 31, 2012 vs. Denver... Recorded eight double-doubles, including consecutive double-doubles against the Grizzlies' two opponents from the 2011 Playoffs (San Antonio and Oklahoma City) in the first two games of the season... Missed one game on March 13, 2012 vs. LA Lakers due to a mild concussion sustained on March 11, 2012 at Denver... **2012 Playoffs**: Made his first postseason appearance, averaging a team-high 19.0 points, 6.6 rebounds and 1.4 assists on .421 shooting in 39.9 minutes in seven games against the Los Angeles Clippers in the first round of the 2012 Western Conference Playoffs... Scored a playoff career-high 24 points in Game 3 of the first round on May 5, 2012 at LA Clippers.

## NBA CAREER

The six-year veteran holds career averages of 17.9 points, 5.7 rebounds, 1.9 assists and 1.34 steals on .456 shooting in 36.1 minutes in 437 games (401 starts) for the Memphis Grizzlies... The all-time franchise leader in steals (584)... Also ranks in the top 10 in team history in points (7,839, 2nd), scoring average (17.9 points, 4th), rebounds (2,509, 4th), rebounding average (5.7, 8th), assists (846, 9th), steal average (1.34, 8th), field goals made (3,012, 2nd), field goals attempted (6,601, 1st), three-point field goals (448, 4th), three-point field goals attempted (1,291, 3rd), free throws made (1,367, 3rd), free throws attempted (1,773, 3rd), games played (437, 3rd), games started (401, 2nd) and minutes (15,797, 2nd)... One of four NBA players to compile at least 6,900 points and 500 steals over the last five seasons (**Kobe Bryant**, **LeBron James**, **Dwyane Wade**)... Holds career postseason averages of 19.0 points, 6.6 rebounds and 1.4 assists on .421 shooting in seven playoff games... Owns 41 career double-doubles... **2010-11 (Memphis)**: Emerged as one of the league's premier small forwards, posting career highs in seven major statistical categories before missing the final 23 regular season games and all of the 2011 Playoffs due to a left shoulder subluxation sustained on Feb. 15, 2011 vs. Philadelphia... Established career highs for assists (2.8), steals (1.69), blocks (1.07), field goal percentage (.471), three-point field goal percentage (.396), free throw percentage (.805) and minutes (39.9)... Ranked second on the team in scoring (19.8 points) in 54 games (all starts)... Developed into one of the league's top shot-makers by making clutch shots in three memorable wins... Hit his third career game-winning buzzer-beater on Nov. 20, 2010 vs. Miami, a pull-up baseline jumper over **LeBron James** as Memphis prevailed 97-95... Sank a go-ahead jumper with 0.8 seconds remaining on Jan. 24, 2011 at Toronto... Led Memphis to a win on Dec. 8, 2010 at Phoenix by draining a three-pointer to send the game into overtime... Set a career-high with seven assists on Feb. 2, 2011 at Minnesota... Blocked a career-high six shots on Nov. 30, 2010 vs. LA Lakers, sealing the Grizzlies' victory with a swat on **Metta World Peace's** three-point attempt on the final play of the game... **2011 Playoffs**: Inactive all 13 postseason games during the 2011 Playoffs while recovering from left shoulder surgery... **2009-10 (Memphis)**: Ranked second on the team in scoring (19.6 points) on .466 shooting in 39.7 minutes in 80 games (all starts)... Finished tied for 18th in the NBA in scoring, 17th in steals and third in minutes... Exploded for a career-high 41 points on Dec. 13, 2009 at Miami, tying **Mike Miller's** franchise record for points in a win... Tied a career high with 13 rebounds on Nov. 2, 2008 at Sacramento... Set career highs for free throws made (11) and attempted (13) on Nov. 7, 2008 at LA Clippers... **2008-09 (Memphis)**: Recorded 18.9 points, 5.5 rebounds and 1.24 steals on .453 shooting in 37.3 minutes in 79 games (78 starts) in his third season... Led the team in scoring and steals for a second consecutive season... Made a baseline jumper as time expired in Memphis' home opener on Oct. 31, 2008 vs. Orlando, giving the organization its first home-opening win since the 2000-01 Vancouver Grizzlies... Selected as one of four participants in the 2009 Sprite Rising Stars Slam Dunk Contest but withdrew due to injury... **2007-08 (Memphis)**: Set a Memphis franchise record for points in a single season (1,632) and established a career high for scoring average (20.1 points)... Runner-up to **Hedo Turkoglu** for the 2007-08 NBA Most Improved Player Award... Became





just the third player in franchise history to average 20 points per game (**Shareef Abdur-Rahim** from 1997-01, **Pau Gasol** from 2005-07)... Led the team in scoring and steals (1.37)... Averaged 6.2 rebounds and 2.0 assists on .461 shooting in 37.0 minutes in 81 games (all starts)... Participated in the 2008 Sprite Rising Stars Slam Dunk Contest... **2006-07 (Memphis)**: Averaged 10.8 points, 4.5 rebounds and 1.3 assists on .422 shooting in 27.0 minutes in 78 games (43 starts) as a rookie... Selected to the 2006-07 All-Rookie First Team after placing fourth among first-year players in scoring, sixth in rebounding, fifth in steals (0.91), third in blocks (0.95) and fourth in minutes... Finished third in the balloting for the 2006-07 Rookie of the Year Award behind winner **Brandon Roy** and second-place **Andrea Bargnani**... Earned NBA Rookie of the Month honors for November 2006.

## CAREER TRANSACTIONS

The early-entry candidate was drafted by the Houston Rockets in the first round (eighth overall) of the 2006 NBA Draft on June 28, 2006... Draft rights traded by the Houston Rockets with **Stromile Swift** to the Memphis Grizzlies for **Shane Battier** on July 12, 2006... Signed a multi-year contract with the Memphis Grizzlies on July 12, 2006... Re-signed with the Memphis Grizzlies to a multi-year contract on July 8, 2010.

## INTERNATIONAL CAREER

Captured the gold medal with Team USA at the 2010 FIBA World Championship in Turkey, averaging 7.0 points, 2.9 rebounds, 1.00 steals and 0.89 blocks in 13.4 minutes in nine games for the undefeated Americans (9-0)... Helped guide Team USA to its first gold medal in the event since 1994... Participated in the 2009 and 2010 USA Basketball Showcase, an intra-squad scrimmage played on the final day of the Team USA mini-camp in Las Vegas... Led in team in scoring with 27 points in 2009 and 23 points in 2010... Named to the 2010-12 Team USA Men's National Team Program on Feb. 10, 2010... The fourth Grizzlies player to represent the United States in international play, joining **Shareef Abdur-Rahim** (2000), **Shane Battier** (2001) and **Mike Miller** (2007)... Competed as a member of the 2005 USA Men's U21 World Championship team in Summer 2005, averaging 10.5 points and 5.5 rebounds in eight games.

## COLLEGE CAREER

In two seasons at the University of Connecticut (2004-06), averaged 13.6 points, 5.9 rebounds and 1.8 assists on .461 shooting in 29.8 minutes in 64 games... **2005-06 (Sophomore)**: Led the Huskies in scoring (15.2 points) while averaging 6.4 rebounds and 2.1 assists on .461 shooting in 30.8 minutes in 33 games... Named First Team All-America by the National Association of Basketball Coaches (NABC)... One of four finalists for the 2006 Naismith National Player of the Year Award... Scored a career-high 28 points on Nov. 21, 2005 vs. Arkansas... Named to the 2006 Washington D.C. Regional All-Tournament Team... Finished his collegiate career with 20 points and six rebounds in a career-high 42 minutes in an NCAA Elite Eight loss to George Mason on March 26, 2006... **2004-05 (Freshman)**: Named Big East Rookie of the Year after averaging 11.8 points, 5.4 rebounds and 1.5 assists on .462 shooting in 28.8 minutes in 31 games... Shot .467 from three-point range... A unanimous Big East All-Rookie Team selection... Named National Freshman of the Year by The Sporting News... Earned Big East Rookie of the Week honors five times.

## PERSONAL

Born Aug. 17, 1986 in Baltimore... Full name is Rudy Carlton Gay, Jr... Son of Rae and Rudy Gay, Sr... Has one brother, Eric, and three sisters, Brett, Yozmin and Candace... Attended Archbishop Spalding High School in Severn, Md. outside Baltimore... Extremely active in the Memphis community... A longtime Hoops for St. Jude campaign ambassador, has donated \$22,222.22 in each of the last three seasons in support of the campaign... Recipient of the Kia NBA Cares Community Assist Award for April 2012 in recognition of his outstanding efforts in the community and his ongoing philanthropic and charitable work... Led a group of teammates on a visit to St. Jude's Grizzlies House in April 2012, where they spent time decorating cookies with boys and girls... Treated one young patient and his family to a dream dinner later in the month and invited the family to a Grizzlies game the following evening where they joined him on court during shootaround... Served as keynote speaker at the Boys & Girls Clubs of Greater Memphis' annual Steak 'N' Burger Dinner, which helped the organization raise over \$300,000... Lends support to the Stax Music Academy and has co-hosted the annual Staxtacular event for each of the last five seasons... Won the Kia NBA Cares Community Assist Award for March 2010 after helping raise fund for St. Jude Children's Hospital... Hosted the 12th Annual SportsBall in 2009, a black-tie affair benefiting Big Brothers Big Sisters of Memphis... Also has participated in programs benefiting Memphis Athletic Ministries, Read to Achieve, STREETS Ministries and Youth Villages... Participated in a "tryout" on April 24, 2009 with the Memphis Redbirds, the St. Louis Cardinals' Triple-A affiliate, hitting a home run... Close friends with NBA superstars **Kevin Durant** and **Chris Paul**... Favorite player growing up was **Michael Jordan**... Majored in liberal arts at UConn.



# RUDY GAY

PLAYERS

## NBA Regular Season Statistics


Year-Team	G-GS	MIN	Field Goals		3-Point		Free Throws		Rebounds		STL	BLK	TO	PF	PTS	RPG	APG	PPG
			FGM-FGA	PCT	FGM-FGA	PCT	FTM-FTA	PCT	OFF-DEF-TOT	AST								
06-07 MEM	78-43	2103	321-760	.422	52-143	.364	152-209	.727	93-255-348	100	71	74	140	192	846	4.5	1.3	10.8
07-08 MEM	81-81	3000	625-1355	.461	134-387	.346	248-316	.785	140-359-499	158	111	79	190	230	1632	6.2	2.0	20.1
08-09 MEM	79-78	2945	572-1262	.453	85-242	.351	264-344	.767	109-328-437	135	98	59	203	221	1493	5.5	1.7	18.9
09-10 MEM	80-80	3175	600-1288	.466	66-202	.327	301-400	.753	115-357-472	153	118	64	169	201	1567	5.9	1.9	19.6
10-11 MEM	54-54	2152	409-869	.471	57-144	.396	194-241	.805	82-254-336	153	91	58	135	131	1069	6.2	2.8	19.8
11-12 MEM	65-65	2422	485-1067	.455	54-173	.312	208-263	.791	130-287-417	147	95	55	161	138	1232	6.4	2.3	19.0
<b>CAREER</b>	<b>437-401</b>	<b>15797</b>	<b>3012-6601</b>	<b>.456</b>	<b>448-1291</b>	<b>.347</b>	<b>1367-1773</b>	<b>.771</b>	<b>669-1840-2509</b>	<b>846</b>	<b>584</b>	<b>389</b>	<b>998</b>	<b>1113</b>	<b>7839</b>	<b>5.7</b>	<b>1.9</b>	<b>17.9</b>

## NBA Playoff Statistics

Year-Team	G-GS	MIN	Field Goals		3-Point		Free Throws		Rebounds		STL	BLK	TO	PF	PTS	RPG	APG	PPG
			FGM-FGA	PCT	FGM-FGA	PCT	FTM-FTA	PCT	OFF-DEF-TOT	AST								
11-12 MEM	7-7	279	48-114	.421	4-19	.211	33-40	.825	10-36-46	10	9	2	21	15	133	6.6	1.4	19.0
<b>CAREER</b>	<b>7-7</b>	<b>279</b>	<b>48-114</b>	<b>.421</b>	<b>4-19</b>	<b>.211</b>	<b>33-40</b>	<b>.825</b>	<b>10-36-46</b>	<b>10</b>	<b>9</b>	<b>2</b>	<b>21</b>	<b>15</b>	<b>133</b>	<b>6.6</b>	<b>1.4</b>	<b>19.0</b>

## SINGLE GAME HIGHS

<b>PTS</b>	<b>41</b>	<b>12/13/09, MEM AT MIA</b>	<b>3FGA</b>	<b>10</b>	<b>3/22/08, MEM AT SAC (2x)</b>	<b>AST</b>	<b>7</b>	<b>2/2/11, MEM AT MIN</b>
<b>FGM</b>	<b>15</b>	<b>12/13/09, MEM AT MIA</b>	<b>FTM</b>	<b>11</b>	<b>11/7/09, MEM AT LAC</b>	<b>STL</b>	<b>5</b>	<b>12/27/10, MEM vs TOR (4x)</b>
<b>FGA</b>	<b>28</b>	<b>12/13/09, MEM vs MIA (2x)</b>	<b>FTA</b>	<b>13</b>	<b>11/7/09, MEM AT LAC</b>	<b>BLK</b>	<b>6</b>	<b>11/30/10, MEM vs LAL</b>
<b>3FGM</b>	<b>5</b>	<b>4/8/08, MEM vs PHO</b>	<b>REB</b>	<b>13</b>	<b>1/31/12, MEM vs DEN (3x)</b>	<b>MIN</b>	<b>52</b>	<b>11/5/10, MEM AT PHO (2x)</b>



## POWERING YOUR *man-to-man*

Spending quality one-on-one time at a Grizzlies game can be a pretty powerful thing. And First Tennessee helps you free up more time to do it thanks to convenient hours and solutions, like Banking Online and Mobile Banking. Not to mention multiple ATMs and locations that make it easy to find us on the way to the game. For these and other ways we help power your dreams, stop by or visit [ftb.com](http://ftb.com).

**EXCLUSIVE FINANCIAL  
SERVICES PARTNER OF  
YOUR MEMPHIS GRIZZLIES**



15

## MEMPHIS GRIZZLIES

PLAYERS



## HAMED HADDADI

POSITION:

CENTER

HEIGHT, WEIGHT:

7'2", 265

NBA SEASONS:

4

PRIOR TO NBA:

SABA BATTERY BC

## 2011-12 SEASON

Averaged 2.0 points and 2.0 rebounds in 5.7 minutes in 35 games during his fourth season with the Grizzlies... Established new career highs in blocks per game (0.74) and field goal percentage (.542)... Finished second in the NBA behind **Serge Ibaka** in blocks per 48 minutes (6.06) among players with at least 20 games played... Scored 10-plus points once, netting a season-high 10 points to go with a season-high six rebounds and three blocks in a victory on March 25, 2012 at LA Lakers... Totaled nine points and five rebounds in 11 minutes on Feb. 5, 2012 at Boston... Blocked a career-high four shots in a season-high 16 minutes on April 18, 2012 vs. New Orleans... DNP (Coach's Decision) 15 times... Missed 12 games due to personal reasons... Re-signed with Memphis on Dec. 31, 2011... **2012 Playoffs:** Averaged 1.3 points, 2.3 rebounds and 0.50 blocks in 5.3 minutes in four games against the Los Angeles Clippers in the first round of the 2012 Western Conference Playoffs.

## NBA CAREER

The four-year veteran holds career averages of 2.1 points, 2.2 rebounds and 0.54 blocks on .477 shooting in 6.1 minutes in 121 games with the Memphis Grizzlies... The first Iranian-born player to play in the NBA, making his NBA debut on Dec. 30, 2008 vs. Phoenix... Holds career postseason averages of 1.2 points, 1.3 rebounds and 0.54 blocks on .417 shooting in 4.0 minutes in 13 playoff games... Owns one career double-double... **2010-11 (Memphis):** Averaged 2.4 points, 2.2 rebounds and 0.42 blocks in 5.4 minutes in 31 games... Posted his first career double-double with 10 points and a career-high 10 rebounds in a career-high 21 minutes on Feb. 26, 2011 vs. Sacramento... **2011 Playoffs:** Averaged 1.2 points, 0.9 rebounds and 0.56 blocks in 3.4 minutes in nine postseason appearances during the Grizzlies' run to the Western Conference Semifinals... **2009-10 (Memphis):** Averaged 1.7 points, 2.1 rebounds and 0.39 blocks in 6.7 minutes in 36 games... Scored a career-high 11 points on April 12, 2010 at Denver... **2008-09 (Memphis):** Averaged 2.5 points, 2.5 rebounds and 0.63 blocks in 6.3 minutes in 19 games in his first NBA season... Became the first Iranian-born player to play in the NBA when he made his NBA debut on Dec. 30, 2008 vs. Phoenix... Averaged 5.9 points, 6.7 rebounds and 1.67 blocks in 17.4 minutes in 18 games (nine starts) for the NBA Development League's Dakota Wizards, the Grizzlies' D-League affiliate.

## CAREER TRANSACTIONS

Went undrafted in the 2004 NBA Draft... Signed as a free agent with the Memphis Grizzlies on Aug. 28, 2008... Re-signed with the Memphis Grizzlies on Dec. 31, 2011... Re-signed with the Memphis Grizzlies on July 28, 2012.

## INTERNATIONAL CAREER

One of the top performers on the international level, led Iran in scoring (20.0 points), rebounding (8.6), blocks (2.6) and minutes (32.6) in eight games during the 2010 FIBA World Championship in Turkey... Finished in the top 10 during the tournament in scoring (6th), rebounding (2nd) and blocks (2nd)... Led Iran to its second consecutive gold medal and a perfect 9-0 record at the 2009 FIBA Asian Championship in Tianjin, China, posting tournament highs in rebounding (13.1) and blocks (4.0) to go with 15.8 points in 33.4 minutes... During the 2008 Olympics, led all Olympians in rebounding (11.2) and blocks (2.6) while averaging 16.6 points in five games in Beijing, China... The only player to average a double-double in the 2008 Olympics... Scored a tournament career-high 21 points and 16 rebounds in a loss to the eventual bronze-medal winners Argentina on Aug. 16, 2008... Played two games for Iran at the 2008 FIBA Diamond Ball Tournament from July 29-Aug. 1, 2008 in Nanjing, China to prepare for the Olympics... Averaged an event-best 11.3 rebounds and 3.7 blocks in a field of players that included NBA veterans **Yao Ming**, **Andrew Bogut** and **Yi Jianlian**... Posted 14.0 points, 11.5 rebounds and 2.5 blocks in 25.5 minutes in two contests against squads from the Utah Jazz and Dallas Mavericks after NBA Commissioner **David Stern** allowed the Iranian National Team to compete against NBA competition to prepare for the 2008 Olympics... Led Iran with 31 points and 10 rebounds in a win against Lebanon in the 2007 FIBA Asian Championship, earning the country's first Olympic berth in basketball since 1948... Played eight seasons in the Iranian Professional League for Saba Battery BC (2007-08), Paykan Tehran (2002-07) and Shahin Ahvaz (1999-02).





## PERSONAL

Born May 19, 1985 in Ahvaz, Iran... Is fluent in Farsi, Arabic and English... Holds summer basketball camps in Washington, D.C., New York, San Francisco and Los Angeles... His 2009 Los Angeles summer camp at Cal State-Northridge featured a visit from Los Angeles Lakers forward **Metta World Peace**... Along with his Grizzlies teammates, dedicated a new playground to students at Bruce Elementary School in Memphis in April 2009.

## NBA Regular Season Statistics

Year-Team	G-GS	MIN	Field Goals		3-Point		Free Throws		Rebounds		STL	BLK	TO	PF	PTS	RPG	APG	PPG
			FGM-FGA	PCT	FGM-FGA	PCT	FTM-FTA	PCT	OFF-DEF-TOT	AST								
08-09 MEM	19-0	120	15-31	.484	0-0	---	18-30	.600	16-31-47	8	1	12	9	20	48	2.5	0.4	2.5
09-10 MEM	36-0	240	24-62	.387	0-3	.000	14-19	.737	26-49-75	10	1	14	20	57	62	2.1	0.3	1.7
10-11 MEM	31-0	168	30-58	.517	0-1	.000	15-23	.652	24-44-68	5	2	13	11	29	75	2.2	0.2	2.4
11-12 MEM	35-0	206	26-48	.542	0-1	.000	18-26	.692	28-43-71	8	1	26	21	43	70	2.0	0.2	2.0
CAREER	121-0	734	95-199	.477	0-5	.000	65-98	.663	94-167-261	31	5	65	61	149	255	2.2	0.3	2.1

## NBA Playoff Statistics

Year-Team	G-GS	MIN	Field Goals		3-Point		Free Throws		Rebounds		STL	BLK	TO	PF	PTS	RPG	APG	PPG
			FGM-FGA	PCT	FGM-FGA	PCT	FTM-FTA	PCT	OFF-DEF-TOT	AST								
10-11 MEM	9-0	31	3-10	.300	0-1	.000	5-6	.833	3-5-8	0	0	5	2	7	11	0.9	0.0	1.2
11-12 MEM	4-0	21	2-2	1.000	0-0	---	1-2	.500	5-4-9	1	0	2	1	5	5	2.3	0.3	1.3
CAREER	13-0	52	5-12	.417	0-1	.000	6-8	.750	8-9-17	1	0	7	3	12	16	1.3	0.1	1.2

## NBA D-League Statistics

Year-Team	G-GS	MIN	Field Goals		3-Point		Free Throws		Rebounds		STL	BLK	TO	PF	PTS	RPG	APG	PPG
			FGM-FGA	PCT	FGM-FGA	PCT	FTM-FTA	PCT	OFF-DEF-TOT	AST								
08-09 DAK	18-9	315	40-91	.440	0-3	.000	26-41	.634	50-70-120	16	8	30	36	41	106	6.7	0.9	5.9
CAREER	18-9	315	40-91	.440	0-3	.000	26-41	.634	50-70-120	16	8	30	36	41	106	6.7	0.9	5.9

## SINGLE GAME HIGHS

PTS	11	4/12/10, MEM AT DEN	FTA	8	3/28/09, MEM AT POR	AST	2	4/12/10, MEM AT DEN (3x)
FGM	5	3/25/12, MEM AT LAL (4x)	OREB	4	3/30/12, MEM AT HOU (5x)	STL	1	2/10/12, MEM vs IND (5x)
FGA	11	2/26/11, MEM vs SAC	DREB	6	4/12/11, MEM AT POR (4x)	BLK	4	4/18/12, MEM vs NO
FTM	5	4/10/11, MEM vs NO (2x)	REB	10	4/12/11, MEM vs POR (2x)	MIN	21	2/26/11, MEM AT SAC

20

## MEMPHIS GRIZZLIES

PLAYERS



## QUINCY PONDEXTER

POSITION:  
HEIGHT, WEIGHT:  
NBA SEASONS:  
PRIOR TO NBA:

GUARD/FORWARD  
6'6", 225  
2  
WASHINGTON

## 2011-12 SEASON

Averaged 4.2 points, 2.0 rebounds and 0.4 assists on .452 shooting in 15.7 minutes in 64 games (eight starts) in his first season in Memphis... Posted 5.9 points and 2.8 rebounds on .455 shooting in 26.3 minutes in his eight starts... Shot .364 from three-point range in the final 34 games of the regular season after shooting .111 from downtown in the first 30 games... Scored 10-plus points seven times, including a career-high 17-point performance on Feb. 8, 2012 vs. Minnesota... Established personal bests for field goals made (7) and minutes (36) in that game against the Timberwolves... Grabbed a career-high eight rebounds on Feb. 29, 2012 vs. Dallas... Made a career-high three treys on perfect long-range shooting on March 24, 2012 at LA Clippers... Scored nine points in 19 minutes on Jan. 14, 2012 vs. New Orleans in his first game against his former team... Recorded six points and five rebounds in his Grizzlies debut on Dec. 26, 2011 at San Antonio... DNP (Coach's Decision) twice... **2012 Playoffs:** Averaged 4.7 points, 2.3 rebounds and 0.3 assists on .667 shooting in 16.3 minutes in seven games against the Los Angeles Clippers in the first round of the 2012 Western Conference Playoffs.

## NBA CAREER

The two-year veteran holds career averages of 3.5 points, 1.6 rebounds and 0.4 assists on .432 shooting in 13.4 minutes in 130 games (14 starts) with the New Orleans Hornets and Memphis Grizzlies... Holds career postseason averages of 3.5 points, 1.7 rebounds and 0.3 assists on .542 shooting in 12.3 minutes in 10 playoff games... **2010-11 (New Orleans):** Averaged 2.8 points, 1.3 rebounds and 0.4 assists on .406 shooting in 11.1 minutes in 66 games (six starts) as a rookie... Posted 2.8 points and 2.2 rebounds in 21.8 minutes in his six starts.

## CAREER TRANSACTIONS

Drafted by the Oklahoma City Thunder in the first round (26th overall) of the 2010 NBA Draft on June 24, 2010... Draft rights traded by the Oklahoma City Thunder with the draft rights to **Craig Brackins** (21st) to the New Orleans Hornets for the draft rights to **Cole Aldrich** (11th) and **Morris Peterson**... Traded by the New Orleans Hornets to the Memphis Grizzlies for **Greivis Vasquez** on Dec. 24, 2011.

## COLLEGE CAREER

In four seasons at the University of Washington (2006-10), averaged 13.1 points, 5.6 rebounds and 1.7 assists on .503 shooting in 27.3 minutes in 136 games... The all-time leader in games played at the University of Washington... Left the Huskies ranked third in school history in scoring (1,786 points) and fifth in field goals made (652)... **2009-10 (Senior):** Averaged 19.3 points, 7.4 rebounds and 1.8 assists on .528 shooting in 32.3 minutes in 36 games in his final season at Washington... Selected to the All-Pac-10 First Team and Pac-10 All-Tournament Team... Set a Pac-10 record with five Player of the Week honors... Ranked third in the conference in scoring and rebounding... Poured in a career-high 34 points on March 4, 2010 at Oregon... **2008-09 (Junior):** Averaged 12.1 points, 5.9 rebounds and 1.6 assists on .511 shooting in 28.1 minutes in 35 games... Named team's Most Improved Player... **2007-08 (Sophomore):** Averaged 9.9 points, 4.8 rebounds and 1.9 assists on .452 shooting in 24.4 minutes in 33 games... Posted 11.6 points and 5.8 rebounds during the Huskies' five-game tour of Greece from Aug. 27-Sept. 7, 2007... **2006-07 (Freshman):** Recorded 10.7 points, 4.0 rebounds and 1.5 assists on .498 shooting in 23.9 minutes in his first collegiate season... Earned Pac-10 All-Freshman Team honorable mention.



## PERSONAL

Born March 10, 1988 in Fresno, Calif... Son of Roscoe and Doris Pondexter... Father played college basketball for **Lute Olson** at Long Beach State before being drafted by the Boston Celtics in the third round (53rd overall) of the 1974 NBA Draft and playing professionally for 10 seasons overseas... Uncle, Cliff Pondexter, was drafted by the Chicago Bulls in the first round (16th overall) of the 1974 NBA Draft and enjoyed a three-year NBA career... Attended San Joaquin Memorial High School in Fresno, Calif, where he averaged 23 points, seven rebounds and six assists per game in leading his team to a 33-4 record during his senior season... San Joaquin's roster included 7-foot twins and current NBA centers **Brook** and **Robin Lopez**... A 2006 All-California First Team selection and the Division IV Player of the Year.

## NBA Regular Season Statistics

Year-Team	G-GS	MIN	Field Goals		3-Point		Free Throws		Rebounds		AST	STL	BLK	TO	PF	PTS	RPG	APG	PPG
			FGM-FGA	PCT	FGM-FGA	PCT	FTM-FTA	PCT	OFF-DEF-TOT										
10-11 NO	66-6	734	73-180	.406	18-50	.360	24-34	.706	23-65-88		28	17	10	16	63	188	1.3	0.4	2.8
11-12 MEM	64-8	1002	108-239	.452	22-73	.301	33-53	.623	55-71-126		27	27	5	30	90	271	2.0	0.4	4.2
CAREER	130-14	1736	181-419	.432	40-123	.325	57-87	.655	78-136-214		55	44	15	46	153	459	1.6	0.4	3.5

## NBA Playoff Statistics

Year-Team	G-GS	MIN	Field Goals		3-Point		Free Throws		Rebounds		AST	STL	BLK	TO	PF	PTS	RPG	APG	PPG
			FGM-FGA	PCT	FGM-FGA	PCT	FTM-FTA	PCT	OFF-DEF-TOT										
10-11 NO	3-0	9	1-6	.167	0-3	.000	0-0	---	0-1-1		1	0	0	0	1	2	0.3	0.3	0.7
11-12 MEM	7-0	114	12-18	.667	2-4	.500	7-9	.778	3-13-16		2	4	0	5	13	33	2.3	0.3	4.7
CAREER	10-0	123	13-24	.542	2-7	.286	7-9	.778	3-14-17		3	4	0	5	14	35	1.7	0.3	3.5

## SINGLE GAME HIGHS

PTS	17	2/8/12, MEM vs MIN	3FGA	4	4/18/12, MEM vs NO (5x)	AST	3	3/11/12, MEM at DEN (2x)
FGM	7	2/8/12, MEM vs MIN (2x)	FTM	7	3/2/11, NO at NY	STL	3	3/16/12, MEM vs TOR
FGA	14	2/8/12, MEM vs MIN	FTA	8	3/2/11, NO at NY	BLK	1	4/11/12, MEM vs PHO (15x)
3FGM	3	3/24/12, MEM at LAC	REB	8	2/29/12, MEM vs DAL	MIN	36	2/8/12, MEM vs MIN

50

## MEMPHIS GRIZZLIES



## ZACH RANDOLPH

**POSITION:** FORWARD  
**HEIGHT, WEIGHT:** 6'9", 255  
**NBA SEASONS:** 11  
**PRIOR TO NBA:** MICHIGAN STATE

## 2011-12 SEASON

Posted 11.6 points, 8.0 rebounds and 1.7 assists on .463 shooting in 26.2 minutes, making just 28 appearances (eight starts) while recovering from a torn right medial collateral ligament (MCL) sustained on Jan. 1, 2012 at Chicago... Was averaging 19.0 points and 9.0 rebounds on .500 shooting in 34.0 minutes through the first three games of the season before suffering the injury in the first quarter in the New Year's Day tilt against the Bulls... Scored a season-high 25 points in 25 minutes in his return game on March 16, 2012 vs. Toronto, becoming just the second player in NBA history to score at least 25 points in his first game following a layoff of 10 weeks or more (**Jeff Malone**, 28 points on March 23, 1995)... Scored 10-plus points 21 times and 20-plus points three times... Grabbed 10-plus rebounds nine times, including a season-high 14 boards off the bench on April 6, 2012 at Miami... Recorded eight double-doubles... Missed 37 games from Jan. 3-March 13, 2012 due to a torn right MCL... DNP (Coach's Decision) once... **2012 Playoffs:** Averaged 13.7 points, a team-high 9.9 rebounds and 0.9 assists on .420 shooting in 35.4 minutes in seven games against the Los Angeles Clippers in the first round of the Western Conference Playoffs.

## NBA CAREER

The 11-year veteran holds career averages of 17.3 points, 9.1 rebounds and 1.7 assists on .473 shooting in 31.4 minutes in 690 games (542 starts) with the Portland Trail Blazers, New York Knicks, Los Angeles Clippers and Memphis Grizzlies... Selected to the 2010-11 All-NBA Third Team... His selection to an All-NBA team marked a career first and a franchise first for the Grizzlies... Named to the 2010 NBA All-Star Game, his first career selection... Winner of the 2003-04 NBA Most Improved Player Award... One of seven NBA players with at least 11,000 points and 5,500 rebounds since the start of the 2003-04 season (**Chris Bosh**, **Tim Duncan**, **Kevin Garnett**, **Pau Gasol**, **Dwight Howard** and **Dirk Nowitzki**)... Averaged at least 20 points and 10 rebounds in five of his 11 professional seasons... The Grizzlies' all-time postseason leader in points (385), rebounds (210), rebounding average (10.5), field goals made (137) and free throws made (109)... Holds career postseason averages of 17.2 points, 9.7 rebounds and 1.7 assists on .453 shooting in 34.6 minutes in 28 playoff games... Owns 313 career double-doubles (11th among active players)... **2010-11 (Memphis):** Posted 20.1 points, a franchise-record 12.2 rebounds and 2.2 assists on .503 shooting in 36.3 minutes en route to his selection to the 2010-11 All-NBA Third Team... Set a career high in rebounds per game and tied a personal best in assists per game... Ranked third in the NBA in rebounding and 19th in scoring... Earned numerous accolades on and off the court... Named the January 2011 Western Conference Player of the Month, a career first and franchise first for the monthly award... Averaged 22.4 points and 14.2 rebounds in the month of January... Earned three Western Conference Player of the Week Awards for the weeks of Jan. 3, Jan. 24 and March 28, earning more Western weekly awards than any NBA player except **Russell Westbrook** (four)... Recorded 53 double-doubles... Recorded his 300th career double-double on March 19, 2011 vs. Indiana... Won the NBA Cares Community Assist Award for December 2010... **2011 Playoffs:** Led Memphis to the Western Conference Semifinals for the first time in team history, averaging 22.2 points, 10.8 rebounds and 2.4 assists on .446 shooting in 39.6 minutes in 13 games... Led the team and placed 10th in the NBA in scoring... Ranked second on the team and fourth in the NBA in rebounding... Recorded an NBA-high four 30-point, 10-rebound games... Scored a franchise-record and career-high 34 points in Game 1 of the conference semifinals on May 1, 2011 at Oklahoma City... Posted the first 20-point, 20-rebounds in franchise playoff history with 21 points and a franchise-record tying 21 rebounds in Game 3 of the conference semifinals on May 7, 2011 vs. Oklahoma City... Matched his franchise record with 34 points in triple-overtime on Game 4 of the conference semifinals on May 9, 2011 vs. Oklahoma City... Poured in 17 of his 31 points in the fourth quarter in Memphis' first round series-clinching Game 6 victory on April 29, 2011 vs. San Antonio... Made the deciding three-pointer with 41.9 seconds remaining in Game 3 of the first round on April 23, 2011 vs. San Antonio... **2009-10 (Memphis):** Led the Grizzlies in scoring (20.8 points) and rebounding (11.7) on .488 shooting in 37.6 minutes in 81 games (all starts) in his first season in Memphis... Set or tied 16 franchise records en route to his selection to the 2010 All-Star Game, his first career All-Star berth... Became the second All-Star in club history (**Pau**





**Gasol** in 2005-06)... Recorded eight points, six rebounds, two assists and two steals in 19 minutes on Feb. 14, 2010 in Dallas... Ranked tied for third in rebounding and 12th in scoring... One of three players (**Chris Bosh**, **David Lee**) to average at least 20 points and 10 rebounds... Led the NBA with 4.1 offensive rebounds per game... Recorded a career-high and franchise-record 57 double-doubles, second in the NBA behind **Dwight Howard**... Grabbed a career-high 25 rebounds on Feb. 27, 2010 at New York... Recorded his 10,000th career point on April 4, 2010 at Orlando... Recorded his 5,000th career rebound on March 17, 2010 at Houston... Recorded his 200th career double-double on Nov. 10, 2009 vs. Portland... **2008-09 (New York/LA Clippers)**: Averaged 20.8 points and 10.1 rebounds in 35.1 minutes in 50 games (45 starts), splitting time between the New York Knicks and Los Angeles Clippers... Posted 20.9 points and 9.4 rebounds in 35.1 minutes in 39 games (34 starts) with the Clippers... Registered 20.5 points and 12.5 rebounds in 35.3 minutes in 11 games (all starts) with the Knicks... One of four NBA players (**Chris Bosh**, **Dwight Howard**, **Al Jefferson**) to average at least 20 points and 10 rebounds... **2007-08 (New York)**: Posted 17.6 points and 10.3 rebounds in 32.5 minutes in 69 games (68 starts)... Led the team in rebounding and ranked second in scoring... Collected 40 double-doubles, 10th in the NBA... **2006-07 (Portland)**: Averaged a career-high 23.6 points (12th in the NBA) and 10.1 rebounds (8th) in 35.7 minutes in 68 games (67 starts)... Became the first player in Trail Blazers history to lead the team in scoring and rebounding in four consecutive seasons... The only NBA player to average at least 23 points and 10 rebounds... Scored a career-high 43 points on March 29, 2007 vs. Memphis... **2005-06 (Portland)**: Averaged 18.0 points and 8.0 rebounds in 34.4 minutes in 74 games (71 starts)... Led Trail Blazers in scoring, rebounding and double-doubles (21) for a third consecutive year... Recorded a career-high eight assists on Dec. 16, 2005 vs. Seattle... **2004-05 (Portland)**: Led the team in scoring (18.9 points) and rebounding (9.6) in 34.8 minutes in 46 games (37 starts)... **2003-04 (Portland)**: Enjoyed a breakout campaign by leading the Trail Blazers in scoring (20.1 points) and 10.5 rebounds in 37.9 minutes in 81 games (80 starts)... Named the 2003-04 NBA Most Improved Player, becoming the first Trail Blazer to receive the honor since **Kevin Duckworth** (1987-88)... Ranked 16th in the NBA in scoring, sixth in rebounding and 17th in field goal percentage (.485)... Collected 43 double-doubles... **2002-03 (Portland)**: Averaged 8.4 points and 4.5 rebounds in 16.9 minutes in 77 games (11 starts)... Shot a career-high .513 from the field... **2003 Playoffs**: Posted 13.9 points and 8.7 rebounds in a seven-game first-round series against Dallas... Inserted into the starting lineup after Portland fell behind in the series 0-3 and responded by averaging 20.5 points and 11.0 rebounds in the final four contests, as the Trail Blazers became the third team in NBA history to force a Game 7 after starting the series 0-3... **2001-02 (Portland)**: Averaged 2.8 points and 1.7 rebounds in 5.8 minutes in 41 games as a rookie... **2002 Playoffs**: Made his postseason debut, logging one minute in Game 1 of a first-round matchup with the Los Angeles Lakers on April 21, 2002.

## CAREER TRANSACTIONS

The early-entry candidate was drafted by the Portland Trail Blazers in the first round (19th overall) of the 2001 NBA Draft on June 27, 2001... Signed a multi-year contract with the Portland Trail Blazers on Aug. 20, 2001... Signed a multi-year contract extension with the Portland Trail Blazers on Nov. 4, 2004... Traded by the Portland Trail Blazers with **Dan Dickau** and **Fred Jones** to the New York Knicks for **Steve Francis** and **Channing Frye** on June 28, 2007... Traded by the New York Knicks with **Mardy Collins** to the Los Angeles Clippers for **Cuttino Mobley** and **Tim Thomas** on Nov. 21, 2008... Traded by the Los Angeles Clippers to the Memphis Grizzlies for **Quentin Richardson** on July 17, 2009... Signed a multi-year contract extension with the Memphis Grizzlies on April 20, 2011.

## COLLEGE CAREER

In his lone season at Michigan State University (2000-01), averaged 10.8 points, 6.7 rebounds and 1.0 assists on .587 shooting in 19.8 minutes in 33 minutes as a key reserve on the Spartans' 2001 NCAA Final Four squad... Earned Freshman All-American honors from The Sporting News... Ranked third in the Big Ten in field goal percentage and ninth in rebounding... Scored a career-high 27 points on Dec. 6, 2000 vs. Florida... Posted a career-high 14 rebounds in the NCAA Elite Eight on March 25, 2001 vs. Temple.



# ZACH RANDOLPH

## PERSONAL

Born July 16, 1981 in Marion, Ind... Full name is Zachary Randolph... Nickname is "Z-Bo," a reference to the Friday movie franchise... Son of Mae Randolph... Has one brother, Roger... Has two sisters, Tomika and Kelly... Has two daughters, MacKenley and MaZiya... Attended Marion High School in Marion, Ind., where he earned USA Today and Parade First Team All-American honors as a senior in 2000... Named Most Valuable Player of the 2000 McDonald's All-American game... Guided Marion to the 2000 Class 4A State Championship... Named 2000 Indiana Player of the Year by USA Today... Member of the silver medalist U.S. Team at the 2000 World Championship for Young Men... Extremely active in the Memphis community... An advocate for pit bulls, assisting in the rescue of a pit bull that was trapped in a drainage pipe in Memphis in July 2012... Teamed with **Tia Torres** of Animal Planet's "Pit Bulls & Parolees," of which he is a fan, to help the troubled dog receive long-term care, financing the entire rescue, rehabilitation and adoption processes for the dog, named "Little Z-Bo"... Received the Kia NBA Cares Community Assist Award in December 2010 in recognition to his outstanding efforts in the community... Affectionately known as "Z-Bo Claus" during the holiday season for his philanthropic work in the Memphis community, has funded utility payments for 100 families in need during the holidays for three-straight years... Took 100 children from the Boys and Girls Club of Greater Memphis on a holiday shopping spree at Sam's Club in December 2010, providing each child with a \$100 gift card... Co-hosted the 2012 Staxtacular event, his third consecutive year hosting the fundraiser benefiting the Stax Music Academy... Appeared on "MTV Cribs" in January 2006... Met **Nelson Mandela** as part of NBA's "Basketball Without Borders" event in Johannesburg, South Africa in September 2004... Favorite basketball player growing up was **Michael Jordan**.

## NBA Regular Season Statistics

Year-Team	G-GS	MIN	Field Goals		3-Point		Free Throws		Rebounds		AST	STL	BLK	TO	PF	PTS	RPG	APG	PPG
			FGM-FGA	PCT	FGM-FGA	PCT	FTM-FTA	PCT	OFF-DEF-TOT										
01-02 POR	41-0	238	48-107	.449	0-0	---	18-27	.667	31-38-69	13	7	4	15	29	114	1.7	0.3	2.8	
02-03 POR	77-11	1301	264-515	.513	0-5	.000	122-161	.758	139-204-343	41	42	14	62	141	650	4.5	0.5	8.4	
03-04 POR	81-80	3067	663-1368	.485	1-5	.200	299-393	.761	242-609-851	163	68	41	247	227	1626	10.5	2.0	20.1	
04-05 POR	46-37	1603	332-741	.448	0-6	.000	207-254	.815	142-300-442	86	34	17	112	112	871	9.6	1.9	18.9	
05-06 POR	74-71	2545	536-1229	.436	16-55	.291	245-343	.714	193-399-592	144	57	14	165	185	1333	8.0	1.9	18.0	
06-07 POR	68-67	2425	600-1286	.467	14-48	.292	394-481	.819	199-489-688	147	53	15	215	184	1608	10.1	2.2	23.6	
07-08 NYK	69-68	2244	486-1058	.459	22-80	.275	223-289	.772	184-526-710	140	59	16	186	194	1217	10.3	2.0	17.6	
08-09 NYLAC	50-45	1757	415-873	.475	32-97	.330	179-244	.734	157-347-504	103	43	16	114	133	1041	10.1	2.1	20.8	
09-10 MEM	81-81	3051	652-1336	.488	15-52	.288	362-465	.778	330-620-950	149	80	34	174	226	1681	11.7	1.8	20.8	
10-11 MEM	75-74	2724	598-1188	.503	8-43	.186	300-396	.758	326-588-914	163	63	25	151	175	1504	12.2	2.2	20.1	
11-12 MEM	28-8	735	132-285	.463	2-8	.250	58-88	.659	78-147-225	48	21	4	40	57	324	8.0	1.7	11.6	
CAREER	690-542	21690	4726-9986	.473	110-399	.276	2407-3141	.766	2021-4267-6288	1197	527	200	1481	1663	11969	9.1	1.7	17.3	

## NBA Playoff Statistics

Year-Team	G-GS	MIN	Field Goals		3-Point		Free Throws		Rebounds		AST	STL	BLK	TO	PF	PTS	RPG	APG	PPG
			FGM-FGA	PCT	FGM-FGA	PCT	FTM-FTA	PCT	OFF-DEF-TOT										
01-02 POR	1-0	1	0-0	---	0-0	---	0-0	---	0-0-0	0	0	0	0	0	0	0.0	0.0	0.0	
02-03 POR	7-0	205	32-61	.525	0-0	---	33-37	.892	22-39-61	11	3	2	13	17	97	8.7	1.6	13.9	
10-11 MEM	13-13	515	100-224	.446	2-8	.250	87-106	.821	43-98-141	31	14	10	27	45	289	10.8	2.4	22.2	
11-12 MEM	7-7	248	37-88	.420	0-4	.000	22-35	.629	27-42-69	6	7	4	11	25	96	9.9	0.9	13.7	
CAREER	28-20	969	169-373	.453	2-12	.167	142-178	.798	92-179-271	48	24	16	51	87	482	9.7	1.7	17.2	

## NBA All-Star Statistics

Year-Team	G-GS	MIN	Field Goals		3-Point		Free Throws		Rebounds		AST	STL	BLK	TO	PF	PTS	RPG	APG	PPG
			FGM-FGA	PCT	FGM-FGA	PCT	FTM-FTA	PCT	OFF-DEF-TOT										
09-10 MEM	1-0	19	4-10	.400	0-0	---	0-0	---	3-3-6	2	2	0	1	2	8	6.0	2.0	8.0	
CAREER	1-0	19	4-10	.400	0-0	---	0-0	---	3-3-6	2	2	0	1	2	8	6.0	2.0	8.0	

## SINGLE GAME HIGHS

PTS	43	3/29/07, POR vs MEM	FTA	20	11/15/06, POR at CLE	AST	8	12/16/05, POR vs SEA
FGM	17	1/19/07, POR at PHO	OREB	11	12/11/09, MEM vs OKC (2x)	STL	5	2/10/04, POR vs UTA
FGA	40	1/27/07, POR at MEM	DREB	16	2/19/10, MEM vs MIA (2x)	BLK	5	11/23/04, POR at MIA
FTM	15	11/10/06, POR vs NOK	REB	25	2/27/10, MEM at NY	MIN	50	2/19/10, MEM vs MIA (2x)

Follow the Grizzlies  
wherever you go.



[commercialappeal.com/grizzlies](http://commercialappeal.com/grizzlies)

2

## MEMPHIS GRIZZLIES

PLAYERS

## JOSH SELBY

POSITION: GUARD  
 HEIGHT, WEIGHT: 6'2", 183  
 NBA SEASONS: 1  
 PRIOR TO NBA: KANSAS

## 2011-12 SEASON

Averaged 2.3 points and 1.1 assists on .347 shooting in 8.5 minutes in 28 games in his rookie season... Scored a career-high nine points on Dec. 30, 2011 vs. Houston and Jan. 12, 2012 vs. New York... Totaled three points and two assists in his NBA debut on Dec. 28, 2011 vs. Oklahoma City... DNP (Coach's Decision) 25 times... Missed two games from March 24-25, 2012 due to a pending NBA Development League assignment... Inactive in the regular season finale on April 26, 2012 vs. Orlando... Inactive 10 additional games while on D-League assignment... Enjoyed great success in the D-League, averaging 25.1 points, 6.3 rebounds and 4.9 assists on .475 shooting in 34.1 minutes in eight games (four starts) over three assignments with the Reno Bighorns, the Grizzlies' D-League affiliate... Scored 10-plus points in all eight appearances, 20-plus points six times and 30-plus points twice, including a D-League career-high 38 points on April 9, 2012 vs. Rio Grande Valley... Recorded a triple-double with 32 points, 10 rebounds and 10 assists on March 30, 2012 vs. Idaho... Scored 26 points in 27 minutes off the bench in his D-League debut on Feb. 14, 2012 vs. Austin... **2012 Playoffs:** Made his NBA playoffs debut, playing two seconds in Game 3 of the Grizzlies' first round series on May 5, 2012 at LA Clippers.

## NBA CAREER

Named co-MVP of the 2012 NBA Summer League in Las Vegas, joining **Damian Lillard** of the Portland Trail Blazers... Ranked third in scoring (24.2 points) during the event while averaging 2.4 rebounds, 3.2 assists and 2.40 steals on .557 shooting in 27.4 minutes in five games... Shot .643 from three-point range (27-of-42 3FG) and .889 from the free throw line.

## CAREER TRANSACTIONS

The early-entry candidate was drafted by the Memphis Grizzlies in the second round (49th overall) of the 2011 NBA Draft on June 23, 2011... Signed a multi-year contract with the Memphis Grizzlies on Dec. 10, 2011.

## COLLEGE CAREER

In his lone season at the University of Kansas (2010-11), averaged 7.9 points, 2.2 rebounds and 2.2 assists on .373 shooting in 20.4 minutes in 26 games (11 starts)... Named Big 12 Rookie of the Week twice for a Jayhawks team that earned a 35-3 record and an appearance in the NCAA Elite Eight... Scored a season-high 21 points in his first collegiate game on Dec. 18, 2010 vs. USC, converting the go-ahead three-pointer with 26.0 seconds remaining to give the Jayhawks a 70-68 victory... Scored 18 points in his next game on Dec. 22, 2010 at California... Netted 18 points two games later on Jan. 2, 2011 vs. Miami (OH).

## PERSONAL

Born March 27, 1991 in Baltimore... Son of Mae Witherspoon... Has two brothers, Daishon Knight and Dwayne Wheeler... Cousins are Portland Trail Blazers guard and former University of Memphis standout **Will Barton** and current University of Memphis guard **Antonio Barton**... Attended Lake Clifton High School in Baltimore, averaging 32 points, five rebounds, seven assists and two steals in his senior season... Named the No. 1 high school recruit by Rivals.com and ranked fifth in the ESPN100 and Scout.com final rankings... A 2010 McDonald's All-American, scored 13 points in the All-American Game... Won the Powerade Jam Fest slam dunk contest as part of the event's festivities... Participated in the Jordan Brand Classic game... Won The Baltimore Sun's 2010 All-Metro Player of the Year Award... Prior to enrolling at Lake Clifton High School, played two seasons at DaMatha High School in Hyattsville, Md. and one year at The John Carroll School in Bel Air, Md... Joined **LeBron James**, **Carmelo Anthony** and **Chris Paul** as a member of Team Melo, which competed against the **Hakim Warrick**-led Team Philly in the "Battle for I-95" on Sept. 25, 2011... Joined teammate **Darrell Arthur** in the University of Kansas' "Legends of the Phog" alumni exhibition game on Sept. 24, 2011 at Allen Fieldhouse.





## NBA Regular Season Statistics

Year-Team	G-GS	MIN	Field Goals		3-Point		Free Throws		Rebounds		STL	BLK	TO	PF	PTS	RPG	APG	PPG
			FGM-FGA	PCT	FGM-FGA	PCT	FTM-FTA	PCT	OFF-DEF-TOT	AST								
11-12 MEM	28-0	237	25-72	.347	2-15	.133	11-14	.786	2-13-15	30	7	0	29	17	63	0.5	1.1	2.3
CAREER	28-0	237	25-72	.347	2-15	.133	11-14	.786	2-13-15	30	7	0	29	17	63	0.5	1.1	2.3

## NBA Playoff Statistics

Year-Team	G-GS	MIN	Field Goals		3-Point		Free Throws		Rebounds		STL	BLK	TO	PF	PTS	RPG	APG	PPG
			FGM-FGA	PCT	FGM-FGA	PCT	FTM-FTA	PCT	OFF-DEF-TOT	AST								
11-12 MEM	1-0	0	0-0	---	0-0	---	0-0	---	0-0-0	0	0	0	0	0	0	0.0	0.0	0.0
CAREER	1-0	0	0-0	---	0-0	---	0-0	---	0-0-0	0	0	0	0	0	0	0.0	0.0	0.0

## NBA D-League Statistics

Year-Team	G-GS	MIN	Field Goals		3-Point		Free Throws		Rebounds		STL	BLK	TO	PF	PTS	RPG	APG	PPG
			FGM-FGA	PCT	FGM-FGA	PCT	FTM-FTA	PCT	OFF-DEF-TOT	AST								
11-12 REN	8-4	273	66-139	.475	20-44	.455	49-61	.803	8-42-50	39	13	1	32	19	201	6.3	4.9	25.1
CAREER	8-4	273	66-139	.475	20-44	.455	49-61	.803	8-42-50	39	13	1	32	19	201	6.3	4.9	25.1

## SINGLE GAME HIGHS

PTS	9	1/12/12, MEM vs NY (2x)	3FGA	3	1/16/12, MEM vs CHI	AST	7	12/30/11, MEM vs HOU
FGM	4	1/24/12, MEM AT POR (2x)	FTM	4	1/12/12, MEM vs NY	STL	2	1/20/12, MEM AT DET
FGA	9	1/1/12, MEM AT CHI (2x)	FTA	4	1/12/12, MEM vs NY	BLK	-	-
3FGM	1	1/16/12, MEM vs CHI (2x)	REB	3	1/28/12, MEM AT PHO	MIN	26	12/30/11, MEM vs HOU

INTRO

PLAYERS

OWNERSHIP

FRONT OFFICE

MEDIA

COMMUNITY

HISTORY

PLAYOFFS

REVIEW

OPPONENTS

NBA

FAN FORUM

AT A GLANCE

5

## MEMPHIS GRIZZLIES

PLAYERS



## MARREESE SPEIGHTS

POSITION:  
HEIGHT, WEIGHT:  
NBA SEASONS:  
PRIOR TO NBA:

FORWARD/CENTER  
6'10", 255  
4  
FLORIDA

## 2011-12 SEASON

Established new career highs in scoring (8.8 points), rebounding (6.2), assists (0.8), free throw percentage (.771) and minutes (22.4) in 60 games (54 starts) following a trade from the Philadelphia 76ers to the Memphis Grizzlies on Jan. 4, 2012... Shot .453 from the field... Averaged 9.0 points, 6.5 rebounds and 0.8 assists on .452 shooting in his 54 starts... Memphis went 37-17 (.685) with Speights in the starting lineup... Scored 10-plus points 26 times and 20-plus points twice, including a season-high 25 points in a career-high 49 minutes on March 13, 2012 vs. LA Lakers... Also set a personal best with five assists in the double-overtime loss to the Lakers... Grabbed 10-plus rebounds eight times, including a career-high 18 boards on Feb. 15, 2012 at New Jersey... Corralled a career-high eight offensive rebounds on Feb. 8, 2012 vs. Minnesota and Feb. 12, 2012 vs. Utah... Collected seven double-doubles... Made his Grizzlies debut on Jan. 6 at Utah, recording one block and one assist in six minutes... DNP (Coach's Decision) four times (all with Philadelphia)... Not with team on Jan. 4, 2012 at Minnesota... **2012 Playoffs:** Averaged 6.6 points, 4.3 rebounds and 0.3 assists on .488 shooting in 14.3 minutes in seven games against the Los Angeles Clippers in the first round of the 2012 Western Conference Playoffs.

## NBA CAREER

The four-year veteran holds career averages of 7.6 points, 4.3 rebounds and 0.5 assists on .481 shooting in 16.4 minutes in 265 games (58 starts) for the Philadelphia 76ers and Memphis Grizzlies... Holds career postseason averages of 4.9 points, 3.5 rebounds and 0.3 assists on .417 shooting in 12.5 minutes in 12 playoff games... Owns 11 career double-doubles... **2010-11 (Philadelphia):** Averaged 5.4 points and 3.3 rebounds on .495 shooting in 11.5 minutes in 64 games (one start)... Shot .525 from the field in the final 39 games after shooting .447 in his first 25 appearances... **2011 Playoffs:** Averaged 2.0 points and 3.0 rebounds in 10.5 minutes in two games... **2009-10 (Philadelphia):** Averaged 8.6 points, 4.1 rebounds and 0.6 assists on .477 shooting in 16.4 minutes in 62 games (one start)... Scored 20-or-more points in three of the final six games of the season after doing so once in his first 56 games... Scored a career-high 28 points on Dec. 19, 2009 vs. LA Clippers... Collected three double-doubles... **2008-09 (Philadelphia):** Averaged 7.7 points, 3.7 rebounds and 0.4 assists on .502 shooting in 16.0 minutes in 79 games (two starts) as a rookie... Recorded his first career double-double with 11 points and 10 rebounds on Feb. 18, 2009 vs. Denver... **2009 Playoffs:** Averaged 3.0 points and 2.0 rebounds on .429 shooting in 9.7 minutes in three games in his first NBA postseason.

## CAREER TRANSACTIONS

The early-entry candidate was drafted by the Philadelphia 76ers in the first round (16th overall) of the 2008 NBA Draft on June 26, 2008... Signed a multi-year contract with the Philadelphia 76ers on July 18, 2008... As part of a three-team trade, traded by the Philadelphia 76ers to the Memphis Grizzlies; the Memphis Grizzlies traded **Xavier Henry** to the New Orleans Hornets and a 2012 second round draft pick to the Philadelphia 76ers; and the New Orleans Hornets traded a 2013 second round draft pick to the Philadelphia 76ers... Re-signed with the Memphis Grizzlies to a multi-year contract on July 13, 2012.



## COLLEGE CAREER

In two seasons at the University of Florida (2006-08), averaged 9.5 points, 5.4 rebounds and 0.5 assists on .633 shooting in 15.4 minutes in 69 games... Would have ranked second in school history in field goal percentage but fell just short of the minimum qualifications... **2007-08 (Sophomore):** Averaged 14.5 points, 8.1 rebounds and 0.9 assists on .624 shooting in 24.3 minutes in his second and final season with the Gators... **2006-07 (Freshman):** Averaged 4.1 points and 2.6 rebounds on .671 shooting in 5.7 minutes in 33 games for the 2007 NCAA National Champion Gators, playing behind future NBA stars **Al Horford** and **Joakim Noah**... Along with Horford and Noah, three more of his teammates that season were selected in the 2007 NBA Draft (**Corey Brewer**, **Taurean Green** and **Chris Richard**)... Scored 16 points in just 10 minutes against Jackson State in the first round of the 2007 NCAA Tournament.

## PERSONAL

Born Aug. 4, 1987 in St. Petersburg, Fla... Full name is Marreese Akeem Speights... Attended Gibbs High School and Admiral Farragut Academy in St. Petersburg before spending his senior season at Hargrave Military Academy in Chatham, Va... As a senior, averaged 17.9 points, 10.3 rebounds and 2.3 assists for Hargrave Military Academy... Had his jersey retired after one year at Admiral Farragut Academy... Attended his first Staxtacular event in 2012, benefiting the Stax Music Academy... Hosted the 15th Annual SportsBall in 2012, a black-tie affair benefiting Big Brothers Big Sisters of Memphis.

## NBA Regular Season Statistics

Year-Team	G-GS	MIN	Field Goals		3-Point		Free Throws		Rebounds		AST	STL	BLK	TO	PF	PTS	RPG	APG	PPG
			FGM-FGA	PCT	FGM-FGA	PCT	FTM-FTA	PCT	OFF-DEF-TOT										
08-09 PHI	79-2	1263	252-502	.502	2-8	.250	102-132	.773	123-170-293	30	27	56	46	181	608	3.7	0.4	7.7	
09-10 PHI	62-1	1016	212-444	.477	0-5	.000	108-145	.745	85-167-252	36	29	34	51	152	532	4.1	0.6	8.6	
10-11 PHI	64-1	734	144-291	.495	1-4	.250	55-73	.753	64-146-210	30	8	19	40	120	344	3.3	0.5	5.4	
11-12 MEM	60-54	1345	221-488	.453	0-3	.000	84-109	.771	133-241-374	48	21	29	74	147	526	6.2	0.8	8.8	
CAREER	265-58	4358	829-1725	.481	3-20	.150	349-459	.760	405-724-1129	144	85	138	211	600	2010	4.3	0.5	7.6	

## NBA Playoff Statistics

Year-Team	G-GS	MIN	Field Goals		3-Point		Free Throws		Rebounds		AST	STL	BLK	TO	PF	PTS	RPG	APG	PPG
			FGM-FGA	PCT	FGM-FGA	PCT	FTM-FTA	PCT	OFF-DEF-TOT										
08-09 PHI	3-0	29	3-7	.429	0-0	---	3-4	.750	3-3-6	0	0	0	0	5	9	2.0	0.0	3.0	
10-11 PHI	2-0	21	2-12	.167	0-0	---	0-0	---	1-5-6	1	0	1	0	4	4	3.0	0.5	2.0	
11-12 MEM	7-0	100	20-41	.488	0-0	---	6-10	.600	13-17-30	2	3	3	5	13	46	4.3	0.3	6.6	
CAREER	12-0	150	25-60	.417	0-0	---	9-14	.643	17-25-42	3	3	4	5	22	59	3.5	0.3	4.9	

## SINGLE GAME HIGHS

PTS	28	12/19/09, PHI vs LAC	FTA	10	3/30/10, PHI vs OKC	AST	5	3/13/12, MEM vs LAL
FGM	12	3/13/12, MEM vs LAL	OREB	8	2/12/12, MEM at UTA (2x)	STL	3	1/22/10, PHI vs DAL
FGA	20	3/13/12, MEM vs LAL (2x)	DREB	12	2/15/12, MEM at NJ (2x)	BLK	4	1/6/09, PHI vs HOU (2x)
FTM	8	3/30/10, PHI vs OKC	REB	18	2/15/12, MEM at NJ	MIN	49	3/13/12, MEM vs LAL

1

## MEMPHIS GRIZZLIES

PLAYERS

## TONY WROTEN

POSITION:  
HEIGHT, WEIGHT:  
NBA SEASONS:  
PRIOR TO NBA:

GUARD  
6'6", 208  
ROOKIE  
WASHINGTON

## CAREER TRANSACTIONS

The early-entry candidate was selected by Memphis in the first round (No. 25 overall) of the 2012 NBA Draft on June 28, 2012.

## COLLEGE CAREER

In his lone season at the University of Washington (2011-12), averaged 16.0 points, 5.0 rebounds, 3.7 assists and 1.9 steals in 30.3 minutes in 35 games... Became the first freshman in school history to earn First Team All-Conference honors after ranking fifth in the Pac-12 in scoring, eighth in assists and second in steals... Named Pac-12 Freshman of the Year after setting numerous school freshman records, including highest scoring average, most points (559), assists (130) and steals (66)... Became the second player in UW history (**Detlef Schrempf**) to tally at least 500 points, 150 rebounds and 100 assists in a single season... A candidate for the Bob Cousy Award and the Wayman Tisdale Freshman of the Year Award... Selected to the All-District IX Team and NABC District 20 Second Team... Led the Huskies with 12 games of 20-or-more points, including a school freshman-record and career-high 29 points on March 8, 2012 vs. Oregon State in the Pac-12 Tournament.

## PERSONAL

Born April 13, 1993 in Seattle... Son of Tony and Shirley Wroten... A member of the 2010 USA U-17 World Championship Team that captured the gold medal while attending Garfield High School, which also produced former NBA All-Star **Brandon Roy**... Played in the 2011 Jordan Brand Classic while in high school, posting 16 points and 10 assists in 16 minutes for the West... Also competed for the U.S. Junior National Select Team at the 2011 Nike Hoop Summit game... Father, Tony, played football at Washington... Mother, Shirley, ran track at Washington and Arizona State University... Aunt, Joyce Walker, earned a gold medal as a member of the 1983 USA Basketball World University Games Team, was a two-time All-American at LSU and the third woman to play for the Harlem Globetrotters... Cousin, Jimmie Haywood, played basketball at Oregon State University... Cousin is current Chicago Bulls guard and former Washington standout **Nate Robinson**.

## NCAA Statistics

Year-Team	G	MIN	Field Goals			3-Point		Free Throws		Rebounds		STL	BLK	TO	PF	PTS	RPG	APG	PPG
			FGM-FGA	PCT		FGM-FGA	PCT	FTM-FTA	PCT	OFF-DEF-TOT	AST								
11-12 WAS	35	1062	198-447	.443		9-56	.161	154-264	.583	80-96-176	130	66	13	132	93	559	5.0	3.7	16.0
CAREER	35	1062	198-447	.443		9-56	.161	154-264	.583	80-96-176	130	66	13	132	93	559	5.0	3.7	16.0



21

## MEMPHIS GRIZZLIES

TRAINING CAMP INVITEE



## MICHAEL DUNIGAN

POSITION:  
HEIGHT, WEIGHT:  
NBA SEASONS:  
PRIOR TO NBA:

FORWARD/CENTER  
6'10", 245  
ROOKIE  
OREGON

## PROFESSIONAL CAREER

Has played internationally in Israel, Estonia, Italy and Ukraine after a two-year collegiate career at the University of Oregon... **2011-12 (Italy/Ukraine):** Averaged 2.8 points and 4.0 rebounds in five games for Novipiu Casale Monferrato in Italy (SerieA)... Posted 12.4 points, 8.9 rebounds and 1.7 blocks on .507 shooting in 25 games for SK Dnipro Azot Dniprodzerzhynsk in Ukraine (Superleague)... **2010-11 (Israel/Estonia):** After playing one game for Hapoel Migdal Jerusalem in Israel (Premier League), was loaned to BC Kalev/Cramo Tallinn in Estonia, where he played 50 total games in three competitions... Recorded 11.1 points, 8.0 rebounds and 1.4 blocks on .522 shooting in 25 games in the Estonian League, winning the league championship... Registered 10.3 points and 6.4 rebounds on .523 shooting in seven games in the VTB League... Averaged 12.5 points, 8.0 rebounds and 1.9 blocks on .586 shooting in 18 games in the Baltic League.

## CAREER TRANSACTIONS

Went undrafted in the 2010 NBA Draft... Signed as a free agent with the Memphis Grizzlies on Sept. 29, 2012.

## COLLEGE CAREER

In two seasons at the University of Oregon (2008-10), averaged 8.7 points, 4.8 rebounds and 0.3 assists on .521 shooting in 57 games... Ranked third on the team in scoring in both seasons... **2009-10 (Sophomore):** Averaged 9.0 points, 4.9 rebounds and 0.1 assists on .554 shooting in 28 games... Led the team and ranked fifth in the Pac-10 in blocks... **2008-09 (Freshman):** Averaged 8.4 points, 4.6 rebounds and 0.5 assists on .495 shooting in 29 games.

## PERSONAL

Born July 2, 1989 in Chicago... Full name is Michael René Dunigan... Son of Pearl Dunigan and Robert House... Attended Farragut Academy, in Chicago where he averaged 20 points, 12 rebounds and five blocks per game as a senior... Rated as one of the top prep centers in the nation as a senior, including No. 3 by ESPN, No. 5 by Scout.com and No. 8 by Rivals.com... A 2008 McDonald's All-American and Jordan Brand All-American... Named Illinois Gatorade Player of the Year and runner-up for Illinois' Mr. Basketball Award... Named Parade Magazine Third Team All-American and Chicago Tribune First Team All-State... Majored in pre-business administration at Oregon.

INTRO

PLAYERS

OWNERSHIP

FRONT OFFICE

MEDIA

COMMUNITY

HISTORY

PLAYOFFS

REVIEW

OPPONENTS

NBA

FEDERATION

AT A GLANCE

12

MEMPHIS GRIZZLIES  
TRAINING CAMP INVITEE

PLAYERS

## RONALD DUPREE

POSITION: GUARD/FORWARD  
 HEIGHT, WEIGHT: 6'7", 209  
 NBA SEASONS: 6  
 PRIOR TO NBA: LSU

## PROFESSIONAL CAREER

The six-year NBA veteran holds career averages of 3.5 points, 2.2 rebounds and 0.6 assists on .427 shooting in 11.2 minutes in 157 games (eight starts) for the Chicago Bulls, Detroit Pistons, Minnesota Timberwolves, Seattle SuperSonics and Toronto Raptors... Holds NBA postseason averages of 0.3 points and 0.4 rebounds in 2.7 minutes in 14 playoff games... Owns NBA Development League career averages of 16.7 points, 6.0 rebounds and 3.1 assists on .495 shooting in 33.6 minutes in 106 games (93 starts) for the Huntsville Flight, Tulsa 66ers and Utah Flash... Has played internationally in Germany, Argentina and Italy... **2011-12 (Argentina/Italy):** Averaged 10.9 points and 5.4 rebounds on .556 shooting in nine games for Regatas Corrientes in Argentina (LigaA)... Posted 15.9 points, 7.2 rebounds and 2.3 assists on .480 shooting in nine games for Agat Service Imola in Italy (Lega2)... **2010-11 (Toronto):** Totaled two points and three rebounds in 13 total minutes in three games for the Toronto Raptors... Recorded 15.2 points, 5.7 rebounds and 3.0 assists on .467 shooting in 32.7 minutes in 33 games for the NBA D-League's Utah Flash... **2009-10 (Germany):** Joined Telekom Baskets Bonn in Germany, where he played 33 games over two competitions... Averaged 12.5 points and 4.0 rebounds on .436 shooting in 28 games in the German League... Registered 9.4 points and 3.8 rebounds on .500 shooting in five appearances during the EuroCup... **2008-09 (D-League):** Joined the Cleveland Cavaliers for training camp before splitting the season with the D-League's Tulsa 66ers and Utah Flash... Posted 19.8 points, 6.6 rebounds and 3.7 assists on .468 shooting in 18 games for Tulsa... Averaged 17.3 points, 7.2 rebounds and 3.9 assists on .492 shooting in 33 games for Utah... Named to the All-NBDL Third Team... **2007-08 (Detroit/Seattle):** After appearing in one game for the Detroit Pistons, averaged 1.0 points and 2.0 rebounds in 4.5 minutes in four games for the Seattle SuperSonics... Recorded 17.2 points, 5.9 rebounds and 2.3 assists on .583 shooting in nine games for the D-League's Tulsa 66ers... **2006-07 (Detroit):** Recorded 1.3 points and 0.9 rebounds in 4.9 minutes in 19 games for the Pistons... **2005-06 (Minnesota):** Averaged 2.2 points and 1.4 rebounds in 7.4 minutes in 36 games for the Timberwolves... **2004-05 (Detroit):** Recorded 3.2 points and 2.0 rebounds in 10.0 minutes in 47 games for the Pistons... Scored a career-high 20 points on April 15, 2005 vs. Milwaukee... **2005 Playoffs:** Averaged 0.3 points and 0.4 rebounds in 2.7 minutes in 14 playoff games... **2003-04 (Chicago):** After going undrafted in the 2003 NBA Draft, participated in the Pistons' training camp... Averaged career highs in scoring (6.2 points), rebounds (3.6), assists (1.2) and minutes (19.0) in 47 games as a rookie for the Chicago Bulls... Also posted 16.9 points and 4.6 rebounds on .556 shooting in 15 games for the D-League's Huntsville Flight.

## CAREER TRANSACTIONS

Went undrafted in the 2003 NBA Draft... Signed as a free agent with the Detroit Pistons on Sept. 29, 2003... Waived by the Detroit Pistons on Oct. 23, 2003... Signed a 10-day contract with the Chicago Bulls on Jan. 7, 2004 and then signed a contract for the rest of the season... Signed as a free agent with the Detroit Pistons on July 21, 2004... Traded by the Detroit Pistons to the Minnesota Timberwolves for a 2009 second round draft pick on Oct. 31, 2005... Signed as a free agent with the Detroit Pistons on July 17, 2006... Waived by the Detroit Pistons on Dec. 14, 2007... Signed a 10-day contract with the Seattle SuperSonics on April 3, 2008 and then signed a contract for the rest of the season... Signed as a free agent with the Cleveland Cavaliers on Sept. 30, 2008... Waived by the Cleveland Cavaliers on Oct. 23, 2008... Signed as a free agent with the Toronto Raptors on Sept. 15, 2010... Waived by the Toronto Raptors on Oct. 19, 2010... Signed as a free agent with the Toronto Raptors on Dec. 26, 2010... Waived by the Toronto Raptors on Jan. 5, 2011... Signed as a free agent with the Memphis Grizzlies on Sept. 29, 2012.



## COLLEGE CAREER

In four seasons at Louisiana State University (1999-03), averaged 13.4 points, 7.0 rebounds and 1.6 assists on .483 shooting in 129 games... Finished his collegiate career ranked eighth in LSU history in scoring (1,726 points) and sixth in rebounding (907)... One of four players to rank in the LSU's top 10 in both scoring and rebounding, joining **Shaquille O'Neal**, **Durand Macklin** and **Bob Pettit**... Named to the All-SEC Second Team in each of his final three seasons... **2002-03 (Senior)**: Averaged 15.8 points, 7.8 rebounds and 2.4 assists on .529 shooting in 33.2 minutes in 32 games in his final season at LSU... **2001-02 (Junior)**: Led the team with 16.2 points and 8.5 rebounds with 2.1 assists on .452 shooting in 35.4 minutes in 34 games... **2000-01 (Sophomore)**: Posted a career-high 17.3 points and 8.8 rebounds with 1.4 assists on .485 shooting in 34.9 minutes in 29 games... Led the conference in points per game and field goals made... **1999-00 (Freshman)**: Averaged 4.9 points and 3.3 rebounds on .463 shooting in 12.7 minutes in 34 games.

## PERSONAL

Born Jan. 26, 1981 in Biloxi, Miss... Full name is Ronald Edmund Dupree, Jr... Son of Dianne and Ronald E. Dupree, Sr... Is an only child... Earned three basketball at Biloxi High School, where he averaged 25.6 points, 11.1 rebounds, 2.3 assists and 2.5 blocks as a senior... A three-time member of the All-Coast team and named to the All-County and All-State teams... Earned Mississippi Dandy Dozen honors... Consensus top 50 prep player as a senior... Majored in electrical engineering at LSU.

## NBA Regular Season Statistics

Year-Team	G-GS	MIN	Field Goals		3-Point		Free Throws		Rebounds		STL	BLK	TO	PF	PTS	RPG	APG	PPG
			FGM-FGA	PCT	FGM-FGA	PCT	FTM-FTA	PCT	OFF-DEF-TOT	AST								
03-04 CHI	47-8	893	111-282	.394	4-9	.444	66-105	.629	55-112-167	55	32	18	51	134	292	3.6	1.2	6.2
04-05 DET	47-0	472	61-127	.480	1-2	.500	29-47	.617	34-61-95	24	7	10	22	60	152	2.0	0.5	3.2
05-06 MIN	36-0	265	33-63	.524	0-1	.000	14-41	.341	21-28-49	14	12	0	14	44	80	1.4	0.4	2.2
06-07 DET	9-0	94	11-31	.355	0-0	---	3-9	.333	5-12-17	5	5	1	3	12	25	0.9	0.3	1.3
07-08 DET/SEA	5-0	21	1-3	.333	0-0	---	2-2	1.000	1-7-8	1	1	0	0	0	4	1.6	0.2	0.8
10-11 TOR	3-0	13	1-4	.250	0-1	.000	0-0	---	0-3-3	1	0	0	0	2	2	1.0	0.3	0.7
CAREER	157-8	1758	218-510	.427	5-13	.385	114-204	.559	116-223-339	100	57	29	90	252	555	2.2	0.6	3.5

## NBA Playoff Statistics

Year-Team	G-GS	MIN	Field Goals		3-Point		Free Throws		Rebounds		STL	BLK	TO	PF	PTS	RPG	APG	PPG
			FGM-FGA	PCT	FGM-FGA	PCT	FTM-FTA	PCT	OFF-DEF-TOT	AST								
04-05 DET	14-0	38	2-7	.286	0-0	---	0-0	---	2-4-6	0	0	0	1	6	4	0.4	0.0	0.3
CAREER	14-0	38	2-7	.286	0-0	---	0-0	---	2-4-6	0	0	0	1	6	4	0.4	0.0	0.3

## NBA D-League Statistics

Year-Team	G-GS	MIN	Field Goals		3-Point		Free Throws		Rebounds		STL	BLK	TO	PF	PTS	RPG	APG	PPG
			FGM-FGA	PCT	FGM-FGA	PCT	FTM-FTA	PCT	OFF-DEF-TOT	AST								
03-04 HUN	15-15	483	104-187	.556	1-6	.167	45-59	.763	25-44-69	22	23	5	42	46	254	4.6	1.5	16.9
07-08 TUL	9-2	282	67-115	.583	5-11	.455	16-27	.593	12-41-53	21	9	2	27	28	155	5.9	2.3	17.2
08-09 TUL/UTA	49-45	1714	312-651	.479	33-109	.303	204-274	.745	60-263-323	189	57	30	128	146	861	6.6	3.9	17.6
10-11 UTA	33-31	1079	198-424	.467	6-23	.261	98-160	.613	49-139-188	98	33	13	67	119	500	5.7	3.0	15.2
CAREER	106-93	3558	681-1377	.495	45-149	.302	363-520	.698	146-487-633	330	122	50	264	339	1770	6.0	3.1	16.7

## SINGLE GAME HIGHS

PTS	20	4/15/05, DET vs MIL	FTA	6	4/20/05, DET at CHA (4x)	AST	4	1/10/04, CHI vs NO
FGM	8	4/15/05, DET vs MIL	OREB	5	1/7/04, CHI at MIA	STL	4	3/10/04, CHI at DET
FGA	15	3/1/04, CHI at CLE	DREB	8	4/9/04, CHI vs ATL	BLK	3	4/15/05, DET vs MIL (3x)
FTM	5	2/10/10, CHI at IND	REB	10	4/9/04, CHI vs ATL	MIN	39	1/17/04, CHI vs NY

31

MEMPHIS GRIZZLIES  
TRAINING CAMP INVITEE

PLAYERS

## JARRID FAMOUS

POSITION:  
HEIGHT, WEIGHT:  
NBA SEASONS:  
PRIOR TO NBA:FORWARD/CENTER  
6'11", 240  
ROOKIE  
SOUTH FLORIDA

## PROFESSIONAL CAREER

Holds NBA Development League career averages of 13.9 points, 9.8 rebounds and 0.7 assists on .494 shooting in 29.4 minutes in 16 games (15 starts) for the Iowa Energy and Fort Wayne Mad Ants... Has played internationally in Slovakia and the Philippines... **2011-12 (Slovakia/D-League/Philippines):** Averaged 1.0 points and 1.5 rebounds in two games for SKP Banska Bystrica in Slovakia (Extraliga) before signing with the D-League's Iowa Energy... Posted 16.8 points and 11.0 rebounds on .551 shooting in 29.5 minutes in eight games for the Energy... Joined the Indiana Pacers for training camp... Recorded 11.1 points and 8.5 rebounds on .427 shooting in 29.4 minutes in eight games for the D-League's Fort Wayne Mad Ants... Poured in 26.0 points and 15.0 rebounds in three games for Meralco Bolts in the Philippines (PBA) during the Commissioner's Cup... Then moved to the Petron Blaze Boosters (PBA), where he averaged 12.3 points and 5.1 rebounds in seven games in the ASEAN League.

## CAREER TRANSACTIONS

Went undrafted in the 2011 NBA Draft... Signed as a free agent with the Indiana Pacers on Dec. 10, 2011... Waived by the Indiana Pacers on Dec. 23, 2011... Signed as a free agent with the Memphis Grizzlies on Sept. 29, 2012.

## COLLEGE CAREER

In two seasons at the University of South Florida (2009-11), averaged 9.6 points, 6.5 rebounds and 0.5 assists on .515 shooting in 63 games... Spent two years at Westchester Community College, where he averaged 23.5 points and 12.3 rebounds, before joining South Florida... **2010-11 (Senior):** Averaged 8.7 points, 5.4 rebounds and 0.4 assists on .500 shooting in 20.8 minutes in 31 games... **2009-10 (Junior):** Posted 10.4 points, 7.5 rebounds and 0.5 assists on .527 shooting in 29.7 minutes in 32 games, leading the Bulls to an NIT appearance... **2008-09 (Sophomore):** Recorded 25.2 points, 13.6 rebounds and 2.1 blocks on .583 shooting during his final season at Westchester Community College... Named to the NJCAA Division I All-American First Team... **2007-08 (Freshman):** Averaged 21.8 points and 11.0 rebounds... Named First Team Region 15 and First Team All Mid-Hudson.

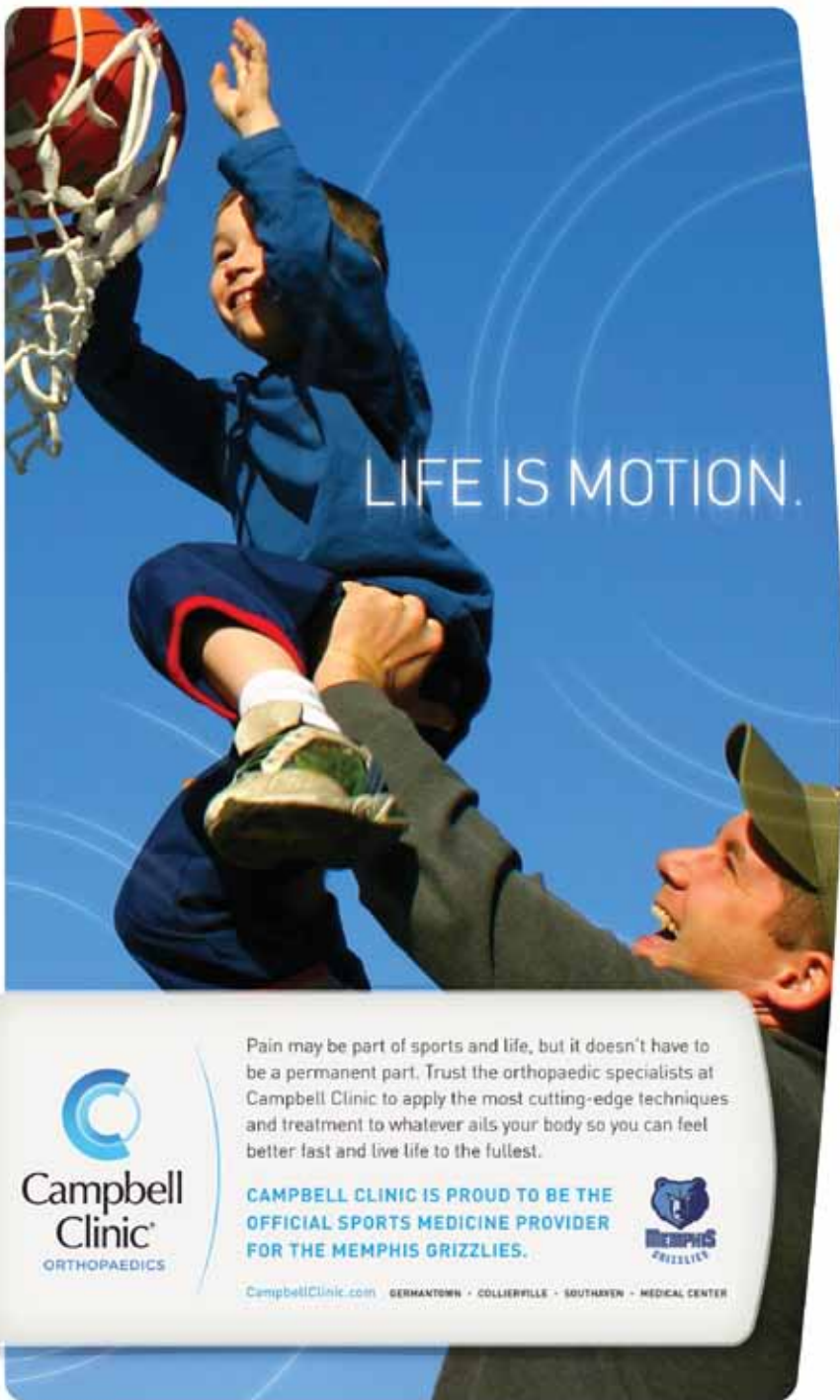
## PERSONAL

Born July 16, 1988 in Bronx, N.Y. ... Full name is Jarrod Jerome Famous... Son of Dianne and Jerome Famous... Spent a year at prep school at Houston Inner City Academy prior to attending Westchester Community College... Graduated from Blessed Sacrament High School in New Rochelle, N.Y.

## NBA D-League Statistics

Year-Team	Field Goals			3-Point		Free Throws		Rebounds		STL	BLK	TO	PF	PTS	RPG	APG	PPG
	G	MIN	FGM-FGA PCT	FGM-FGA PCT	FTM-FTA PCT	FTM-FTA PCT	OFF-DEF-TOT	AST									
11-12 FWN/IVA	16	471	89-180 .494	0-0 ---	45-63 .714	60-96-156	11	11	10	39	39	223	9.8	0.7	13.9		
CAREER	16	471	89-180 .494	0-0 ---	45-63 .714	60-96-156	11	11	10	39	39	223	9.8	0.7	13.9		





LIFE IS MOTION.



Pain may be part of sports and life, but it doesn't have to be a permanent part. Trust the orthopaedic specialists at Campbell Clinic to apply the most cutting-edge techniques and treatment to whatever ails your body so you can feel better fast and live life to the fullest.

**CAMPBELL CLINIC IS PROUD TO BE THE  
OFFICIAL SPORTS MEDICINE PROVIDER  
FOR THE MEMPHIS GRIZZLIES.**



[CampbellClinic.com](http://CampbellClinic.com) GERMANTOWN • COLLIERVILLE • SOUTHAVEN • MEDICAL CENTER

44

MEMPHIS GRIZZLIES  
TRAINING CAMP INVITEE

PLAYERS



## JEROME JORDAN

POSITION: CENTER  
 HEIGHT, WEIGHT: 7'0", 253  
 NBA SEASONS: 1  
 PRIOR TO NBA: TULSA

## PROFESSIONAL CAREER

Averaged 2.0 points, 1.3 rebounds and 0.2 assists on .515 shooting in 5.1 minutes in 21 games for the New York Knicks as an NBA rookie last season... Posted 18.0 points, 8.6 rebounds and 2.80 blocks on .485 shooting in 32.6 minutes in five games with the NBA Development League's Erie Bayhawks... Played internationally in Serbia and Slovenia before joining the NBA... **2011-12 (Slovenia/New York):** Played 14 games for Krka Novo Mesto in Slovenia (Telemach League) before the start of the NBA season... Averaged 12.2 points and 5.2 rebounds in 10 games in the Adriatic League... Recorded 11.8 points and 7.3 rebounds in four appearances in the EuroCup... Averaged 2.0 points, 1.3 rebounds and 0.2 assists for the New York Knicks during his NBA rookie season... Scored a career-high 13 points in 24 minutes in the season finale on April 26, 2012 at Charlotte... Posted 18.0 points, 8.6 rebounds and 2.80 blocks in five games for the D-League's Erie Bayhawks... Recorded 19.7 points, 7.0 rebounds and 2.00 blocks on .667 shooting in 35.0 minutes in three games during the D-League Playoffs... **2012 Playoffs:** Tallied two points and two rebounds in four minutes in his playoff debut and lone postseason appearance in Game 1 of the first round of the Eastern Conference Playoffs... **2010-11 (Serbia):** Played 50 games for KK Hemofarm Stada Vrsac in Serbia (A-League)... Recorded 9.6 points and 4.7 rebounds on .700 shooting in nine games in the Serbian League... Averaged 8.5 points and 2.5 rebounds on .688 shooting in four games during the Euroleague Qualifying Round... Registered 6.7 points and 2.8 rebounds on .690 shooting in 12 games in the EuroCup... Averaged 7.8 points and 3.8 rebounds on .735 shooting in 25 games in the Adriatic League.

## CAREER TRANSACTIONS

Drafted by the Milwaukee Bucks in the second round (44th overall) of the 2010 NBA Draft on June 24, 2010... Draft rights traded on draft night by the Milwaukee Bucks to the New York Knicks for cash considerations... Traded by the New York Knicks with **Toney Douglas**, **Josh Harrellson** and two future second round draft picks to the Houston Rockets for **Marcus Camby** on July 11, 2012... Waived by the Houston Rockets on July 18, 2012... Signed as a free agent by the Memphis Grizzlies on Sept. 29, 2012.

## COLLEGE CAREER

In four seasons at the University of Tulsa (2006-10), averaged 11.3 points, 7.4 rebounds and 0.8 assists on .567 shooting in 24.2 minutes in 133 games... A three-time Conference USA All-Defensive Team selection... Earned All-Conference honors in each of his final two seasons, including First Team accolades as a junior and Second Team merits as a senior... The first player in C-USA history to tally over 800 career rebounds (983) and 300 career blocks (333)... The school record holder for blocks... **2009-10 (Senior):** Led the team with 15.4 points, 9.1 rebounds and 2.4 blocks in 29.8 minutes in 35 games... **2008-09 (Junior):** Averaged 13.8 points, 8.6 rebounds and 0.9 assists on .586 shooting in 27.0 minutes in 36 games... Led the team in rebounding and blocked shots... **2007-08 (Sophomore):** Averaged 10.5 points, 7.9 rebounds and 0.8 assists on .564 shooting in 26.2 minutes in 39 games... **2006-07 (Freshman):** Averaged 2.7 points and 2.1 rebounds on .592 shooting in 7.8 minutes in 23 games.

## PERSONAL

Born Sept. 29, 1986 in Kingston, Jamaica... Full name is Jerome Adalphus Jordan... Son of Faith and Bryan Jordan... Moved to the United States from his native Jamaica as a high school junior... Attended Florida Air Academy for one year... Last season, joined then-Knicks teammates **Baron Davis**, **Mike Bibby**, **Jeremy Lin** and **Steve Novak** to host 25 children from Garden of Dreams Foundation for a bus tour through Manhattan and an afternoon of fun and games at Dave & Buster's in Times Square to help celebrate NBA FIT Live Healthy Week.



## NBA Regular Season Statistics

Year-Team	G-GS	MIN	Field Goals		3-Point		Free Throws		Rebounds		STL	BLK	TO	PF	PTS	RPG	APG	PPG
			FGM-FGA	PCT	FGM-FGA	PCT	FTM-FTA	PCT	OFF-DEF-TOT	AST								
2011-12 NYK	21-0	108	17-33	.515	0-0	---	8-10	.800	14-13-27	4	1	6	2	15	42	1.3	0.2	2.0
CAREER	21-0	108	17-33	.515	0-0	---	8-10	.800	14-13-27	4	1	6	2	15	42	1.3	0.2	2.0

## NBA Playoff Statistics

Year-Team	G-GS	MIN	Field Goals		3-Point		Free Throws		Rebounds		STL	BLK	TO	PF	PTS	RPG	APG	PPG
			FGM-FGA	PCT	FGM-FGA	PCT	FTM-FTA	PCT	OFF-DEF-TOT	AST								
11-12 NYK	1-0	4	1-2	.500	0-0	---	0-0	---	2-0-2	0	0	0	0	0	2	2.0	0.0	2.0
CAREER	1-0	4	1-2	.500	0-0	---	0-0	---	2-0-2	0	0	0	0	0	2	2.0	0.0	2.0

## NBA D-League Statistics

Year-Team	G-GS	MIN	Field Goals		3-Point		Free Throws		Rebounds		STL	BLK	TO	PF	PTS	RPG	APG	PPG
			FGM-FGA	PCT	FGM-FGA	PCT	FTM-FTA	PCT	OFF-DEF-TOT	AST								
11-12 ERI	5-5	163	33-68	.485	0-1	.000	24-29	.828	14-29-43	8	2	14	9	23	90	8.6	1.6	18.0
CAREER	5-5	163	33-68	.485	0-1	.000	24-29	.828	14-29-43	8	2	14	9	23	90	8.6	1.6	18.0

## SINGLE GAME HIGHS

PTS	13	4/26/12, NY AT CHA	FTA	2	4/26/12, NY AT CHA (5x)	AST	2	12/31/11, NY AT SAC
FGM	6	4/26/12, NY AT CHA	OREB	3	3/28/12, NY VS ORL	STL	1	3/16/12, NY VS IND
FGA	11	4/26/12, NY AT CHA	DREB	2	4/26/12, NY AT CHA (3x)	BLK	2	3/28/12, NY VS ORL
FTM	2	3/14/12, NY VS POR (3x)	REB	4	4/26/12, NY AT CHA (3x)	MIN	24	4/26/12, NY AT CHA

INTRO

PLAYERS

OWNERSHIP

FRONT  
OFFICE

MEDIA

COMMUNITY

HISTORY

PLAYOFFS

REVIEW

OPPONENTS

NBA

FAN &amp; FORUM

AT A GLANCE

41

4

# MEMPHIS GRIZZLIES

## TRAINING CAMP INVITEE

PLAYERS

## D.J. KENNEDY

POSITION: GUARD/FORWARD  
 HEIGHT, WEIGHT: 6'6", 215  
 NBA SEASONS: 1  
 PRIOR TO NBA: ST JOHN'S

### 2011-12 SEASON

Averaged 6.0 points, 3.5 rebounds and 1.5 assists on .417 shooting in 29.5 minutes in two games as a rookie for the Cleveland Cavaliers after signing as a free agent on April 21, 2012... Scored a career-high 12 points and added six rebounds, three assists and two steals in 31 minutes in his NBA debut on April 25, 2012 vs. Washington... DNP (Coach's Decision) twice... Averaged 15.7 points, 7.3 rebounds, 4.4 assists and 1.64 steals on .447 shooting in 37.3 minutes in 44 games (all starts) for the NBA Development League's Erie Bayhawks... Scored a D-League career-high 29 points on March 17, 2012 vs. Canton... Appeared in three playoff games for the Bayhawks, averaging 14.3 points, 9.7 rebounds and 5.3 assists on .350 shooting in 42.0 minutes.

### CAREER TRANSACTIONS

Went undrafted in the 2011 NBA Draft... Signed as a free agent with the Cleveland Cavaliers on April 21, 2012... Traded by the Cleveland Cavaliers to the Memphis Grizzlies for **Jeremy Pargo**, a 2014 second round draft pick and cash considerations on July 25, 2012... Waived by the Memphis Grizzlies on Sept. 18, 2012... Signed as a free agent by the Memphis Grizzlies on Sept. 29, 2012.

### COLLEGE CAREER

In four seasons for St. John's University (2007-11), averaged 11.7 points, 6.1 rebounds and 2.4 assists on .436 shooting in 129 games... Left the Red Storm as one of three players in school history to total at least 1,500 points, 750 rebounds and 150 steals, joining **Malik Sealy** and **George Johnson**... **2010-11 (Senior)**: Averaged 10.4 points, 5.6 rebounds and 2.0 assists on .456 shooting in 32 games... **2009-10 (Junior)**: Averaged 15.1 points, 6.1 rebounds and 3.1 assists on .450 shooting in 33 games... **2008-09 (Sophomore)**: Averaged 13.0 points, 6.6 rebounds and 3.0 assists on .402 shooting in 34 games... **2007-08 (Freshman)**: Averaged 7.8 points, 5.8 rebounds and 1.4 assists on .446 shooting in 30 games in his first collegiate season.

### PERSONAL

Born Nov. 5, 1989 in Pittsburgh... Full name is David J. Kennedy... Son of Rana Holliday and David Kennedy... Father was a standout college basketball player at the University of Cincinnati... Has one brother, Derrick Holliday, and one sister, Chanae Holliday... Majored in public relations at St. John's.





## NBA Regular Season Statistics

Year-Team	G-GS	MIN	Field Goals		3-Point		Free Throws		Rebounds		AST	STL	BLK	TO	PF	PTS	RPG	APG	PPG
			FGM-FGA	PCT	FGM-FGA	PCT	FTM-FTA	PCT	OFF-DEF-TOT										
11-12 CLE	2-0	59	5-12	.417	2-4	.500	0-2	.000	1-6-7	3	2	0	3	7	12	3.5	1.5	6.0	
CAREER	2-0	59	5-12	.417	2-4	.500	0-2	.000	1-6-7	3	2	0	3	7	12	3.5	1.5	6.0	

## NBA D-League Season Statistics

Year-Team	G-GS	MIN	Field Goals		3-Point		Free Throws		Rebounds		AST	STL	BLK	TO	PF	PTS	RPG	APG	PPG
			FGM-FGA	PCT	FGM-FGA	PCT	FTM-FTA	PCT	OFF-DEF-TOT										
11-12 ERI	44-44	1643	236-528	.447	51-135	.378	167-205	.815	74-246-320	193	72	12	113	108	690	7.3	4.4	15.7	
CAREER	44-44	1643	236-528	.447	51-135	.378	167-205	.815	74-246-320	193	72	12	113	108	690	7.3	4.4	15.7	

## SINGLE GAME HIGHS

PTS	12	4/25/12, CLE vs WAS	3FGA	2	4/26/12, CLE at CHI (2x)	AST	3	4/25/12, CLE vs WAS
FGM	5	4/25/12, CLE vs WAS	FTM	-	-	STL	2	4/25/12, CLE vs WAS
FGA	6	4/26/12, CLE at CHI (2x)	FTA	2	4/25/12, CLE vs WAS	BLK	-	-
3FGM	2	4/25/12, CLE vs WAS	REB	6	4/25/12, CLE vs WAS	MIN	31	4/25/12, CLE vs WAS

INTRO

PLAYERS

OWNERSHIP

FRONT  
OFFICE

MEDIA

COMMUNITY

HISTORY

PLAYOFFS

REVIEW

OPPONENTS

NBA

FAN FORUM

AT A GLANCE

43

6

MEMPHIS GRIZZLIES  
TRAINING CAMP INVITEE

PLAYERS

## RONALD MURRAY

POSITION: GUARD  
 HEIGHT, WEIGHT: 6'4", 200  
 NBA SEASONS: 8  
 PRIOR TO NBA: SHAW

## PROFESSIONAL CAREER

The eight-year NBA veteran holds career averages of 9.9 points, 2.1 rebounds and 2.3 assists on .414 shooting in 22.7 minutes in 487 games (92 starts) for the Milwaukee Bucks, Seattle SuperSonics, Cleveland Cavaliers, Detroit Pistons, Indiana Pacers, Atlanta Hawks, Charlotte Bobcats and Chicago Bulls... Holds NBA postseason averages of 11.1 points, 3.5 rebounds and 2.7 assists on .339 shooting in 23.0 minutes in 45 playoff games... Owns five NBA double-doubles... Holds NBA Development League career averages of 12.3 points, 2.7 rebounds and 2.0 assists on .667 shooting in 23.3 minutes in three games (one start) for the 2011-12 D-League Champion Austin Toros... Has played for every NBA team in the Central Division... Has played internationally in Turkey... **2011-12 (D-League):** Recorded 12.3 points, 2.7 rebounds and 2.0 assists on .667 shooting in 23.3 minutes in three games (one start) for the Austin Toros... Posted 15.3 points in nine playoff games, helping lead the Toros to the D-League title... **2010-11 (Turkey):** Played 14 games for Efes Pilsen Istanbul in Turkey (TBL) over two competitions... Averaged 6.4 points, 1.4 rebounds and 1.1 assists on .471 shooting in eight games for the Turkish League... Recorded 4.2 points and 1.0 assists in six games in the Euroleague... **2009-10 (Charlotte/Chicago):** Averaged 9.9 points, 2.1 rebounds and 1.8 assists on .389 shooting in 21.6 minutes in 46 games (one start) for Charlotte before a trade to Chicago... Tied a career high with 31 points for the Bobcats on Nov. 16, 2009 at Orlando... Registered 10.1 points, 2.9 rebounds and 1.8 assists on .397 shooting in 23.4 minutes in 29 games (one start) for the Bulls... **2010 Playoffs:** Averaged 8.4 points, 2.6 rebounds and 2.0 assists on .405 shooting in 19.4 minutes in five playoff games... **2008-09 (Atlanta):** Posted 12.2 points, 2.1 rebounds and 2.0 assists on a career-high .447 shooting in 24.7 minutes in 80 games (two starts)... **2009 Playoffs:** Averaged 11.8 points, 2.7 rebounds and 2.5 assists on .341 shooting in 31.0 minutes in 11 playoff games... **2007-08 (Detroit/Indiana):** Averaged 7.5 points, 1.9 rebounds and 3.4 assists on .410 shooting in 18.3 minutes in 19 games (two starts) for Detroit... Posted 11.0 points, 2.0 rebounds and 3.5 assists on .425 shooting in 22.9 minutes in 23 games (17 starts) after signing with the Pacers... **2006-07 (Detroit):** Registered 6.7 points, 1.6 rebounds and 2.7 assists on .404 shooting in 21.4 minutes in 69 games (18 starts)... **2007 Playoffs:** Averaged 2.5 points on .355 shooting in 11.3 minutes in 12 playoff games... **2005-06 (Seattle/Cleveland):** Recorded 9.9 points, 1.8 rebounds and 2.5 assists on .397 shooting in 22.6 minutes in 48 games (two starts) in his final season in Seattle... Averaged 13.5 points, 2.4 rebounds and 2.8 assists on .448 shooting in 36.7 minutes in 28 games (25 starts) following a trade to Cleveland... **2006 Playoffs:** Averaged 8.1 points, 3.2 rebounds and 1.6 rebounds on .330 shooting in 30.7 minutes in 13 playoff games... **2004-05 (Seattle):** Registered 7.0 points, 2.0 rebounds and 1.3 assists on .361 shooting in 18.0 minutes in 49 games (six starts)... **2005 Playoffs:** Averaged 3.0 points on .211 shooting in 15.5 minutes in four playoff games... **2003-04 (Seattle):** Enjoyed a breakout season in his sophomore campaign, posting a career-high 12.4 points, 2.5 rebounds and 2.5 assists on .425 shooting in 24.6 minutes while playing all 82 games (18 starts)... In the absence of starter **Ray Allen**, stepped into the starting lineup to pour in 23.9 points, 4.3 rebounds and 4.4 assists on .500 shooting in 37.0 minutes over the first 11 games of the season, reaching 20 points 10 times... Scored a career-high 31 points on Nov. 18, 2003 vs. Miami... Hit a game-winning, buzzer-beater over **Latrell Sprewell** on Nov. 11, 2003 at Minnesota... **2002-03 (Milwaukee/Seattle):** Averaged 1.9 points on .346 shooting in 3.5 minutes in 12 games for Milwaukee and 2.0 points on .400 shooting in 10.0 minutes in two appearances for Seattle during his rookie season.

## CAREER TRANSACTIONS

Drafted by the Milwaukee Bucks in the second round (42nd overall) of the 2002 NBA Draft on June 26, 2002... Traded by the Milwaukee Bucks with Ray Allen, Kevin Ollie and a 2003 first round draft pick to the Seattle SuperSonics for **Gary Payton** and **Desmond Mason** on Feb. 20, 2003... Traded by the Seattle SuperSonics to the Cleveland Cavaliers for **Mike Wilks** on Feb. 23, 2006... Signed as a free agent with the Detroit Pistons on July 18, 2006... Waived by the Detroit Pistons on Feb. 22, 2008... Signed as a free agent with the Indiana Pacers on March 1, 2008... Signed as a free agent with the Atlanta Hawks on Aug. 13, 2008... Signed as a free agent with the Charlotte Bobcats on Sept. 24, 2009... Traded by the Charlotte Bobcats with **Acie Law** and a future first round draft pick to the Chicago Bulls for **Tyrus Thomas**... Signed as a free agent with the Memphis Grizzlies on Oct. 1, 2012.



## COLLEGE CAREER

In two seasons at Shaw University (2000-02), averaged 23.0 points, 6.0 rebounds and 5.6 assists on .472 shooting in 37.1 minutes in 56 games... Spent two years (1997-99) at Meridian Community College (Miss.) before transferring to Shaw... **2001-02 (Senior):** Named the NCAA Division II Player of the Year after averaging 23.5 points, 6.3 rebounds and 6.2 assists on .487 shooting in 36.4 minutes in 33 games... Led the Bears to the NCAA Division II Final Four... **2000-01 (Junior):** Posted 22.2 points, 5.6 rebounds and 4.7 assists on .453 shooting in 38.1 minutes in 23 games... **1998-99 (Sophomore):** Averaged 20.0 points, 5.0 rebounds and 1.6 assists on .504 shooting in 34 games in his final season at Meridian CC... **1997-98 (Freshman):** Registered 17.8 points as a freshman at Meridian CC.

## PERSONAL

Born July 29, 1979 in Philadelphia... Nickname is "Flip," due to his gymnastics background as a child... Favorite basketball player growing up was **Clyde Drexler** and has worn No. 22 for the Seattle SuperSonics, Indiana Pacers, Atlanta Hawks and Charlotte Bobcats... Hobbies include billiards.

## NBA Regular Season Statistics

Year-Team	G-GS	MIN	Field Goals		3-Point		Free Throws		Rebounds		STL	BLK	TO	PF	PTS	RPG	APG	PPG
			FGM-FGA	PCT	FGM-FGA	PCT	FTM-FTA	PCT	OFF-DEF-TOT	AST								
02-03 MIL/SEA	14-0	62	11-31	.355	0-5	.000	5-8	.625	0-4-4	5	4	0	8	0	27	0.3	0.4	1.9
03-04 SEA	82-18	2021	389-915	.425	67-229	.293	168-235	.715	45-159-204	205	81	28	149	158	1013	2.5	2.5	12.4
04-05 SEA	49-6	883	131-363	.361	24-95	.253	59-80	.738	15-83-98	65	30	11	57	59	345	2.0	1.3	7.0
05-06 SEA/CLE	76-27	2112	321-768	.418	37-141	.262	172-242	.711	33-120-153	197	68	11	135	133	851	2.0	2.6	11.2
06-07 DET	69-18	1477	177-438	.404	24-83	.289	87-120	.725	26-87-113	187	49	13	90	96	465	1.6	2.7	6.7
07-08 DET/IND	42-19	874	154-367	.420	20-63	.317	68-98	.694	23-60-83	144	38	4	84	50	396	2.0	3.4	9.4
08-09 ATL	80-2	1975	355-795	.447	87-242	.360	177-233	.760	22-146-168	158	88	17	128	173	974	2.1	2.0	12.2
09-10 CHA/CHI	75-2	1673	268-683	.392	69-221	.312	141-194	.727	28-155-183	135	46	16	91	126	746	2.4	1.8	9.9
CAREER	487-92	11077	1806-4360	.414	328-1079	.304	877-1210	.725	192-814-1006	1096	404	100	742	795	4817	2.1	2.3	9.9

## NBA Playoff Statistics

Year-Team	G-GS	MIN	Field Goals		3-Point		Free Throws		Rebounds		STL	BLK	TO	PF	PTS	RPG	APG	PPG
			FGM-FGA	PCT	FGM-FGA	PCT	FTM-FTA	PCT	OFF-DEF-TOT	AST								
04-05 SEA	4-0	62	4-19	.211	0-2	.000	4-7	.571	2-4-6	5	0	2	2	8	12	1.5	1.3	3.0
05-06 CLE	13-0	399	37-112	.330	5-24	.208	26-32	.813	11-31-42	21	9	2	9	27	105	3.2	1.6	8.1
06-07 DET	12-0	136	11-31	.355	0-2	.000	8-11	.727	2-7-9	14	4	1	8	12	30	0.8	1.2	2.5
08-09 ATL	11-0	341	42-123	.341	14-50	.280	32-37	.865	6-24-30	28	12	3	14	17	130	2.7	2.5	11.8
09-10 CHI	5-0	97	15-37	.405	4-12	.333	8-8	1.000	4-9-13	10	2	0	1	3	42	2.6	2.0	8.4
CAREER	45-0	1035	109-322	.339	23-90	.256	78-95	.821	25-75-100	78	27	8	34	67	319	2.2	1.7	7.1

## NBA D-League Statistics

Year-Team	G-GS	MIN	Field Goals		3-Point		Free Throws		Rebounds		STL	BLK	TO	PF	PTS	RPG	APG	PPG
			FGM-FGA	PCT	FGM-FGA	PCT	FTM-FTA	PCT	OFF-DEF-TOT	AST								
11-12 AUS	3-1	70	14-21	.667	5-9	.556	4-5	.800	0-8-8	6	0	3	5	1	37	2.7	2.0	12.3
CAREER	3-1	70	14-21	.667	5-9	.556	4-5	.800	0-8-8	6	0	3	5	1	37	2.7	2.0	12.3

## SINGLE GAME HIGHS

PTS	31	11/16/09, CHA AT ORL (2x)	3FGA	11	3/16/10, CHI AT MEM	AST	12	11/14/07, DET AT GS
FGM	13	11/16/09, CHA AT ORL (2x)	FTM	12	4/15/09, ATL VS MEM	STL	6	3/16/07, DET AT PHO
FGA	26	12/19/03, SEA VS SA	FTA	13	4/15/09, ATL VS MEM	BLK	3	12/07/06, DET AT DAL (2x)
3FGM	5	3/23/09, ATL VS MIN (2x)	REB	9	3/30/10, CHI VS PHO	MIN	47	3/22/06, CLE AT CHA

25

MEMPHIS GRIZZLIES  
TRAINING CAMP INVITEE

PLAYERS



## KYLE WEAVER

POSITION:

GUARD

HEIGHT, WEIGHT:

6'6", 201

NBA SEASONS:

3

PRIOR TO NBA:

WASHINGTON STATE

## PROFESSIONAL CAREER

The three-year NBA veteran holds career averages of 5.0 points, 2.2 rebounds and 1.6 assists on .441 shooting in 18.9 minutes in 73 games (19 starts) for the Oklahoma City Thunder and Utah Jazz... Logged two points in 12 minutes in lone career playoff game with the Thunder... Holds NBA Development League career averages of 15.2 points, 5.7 rebounds and 4.1 assists on .434 shooting in 36.7 minutes in 37 games (31 starts) for the Tulsa 66ers, Iowa Energy and Austin Toros... Has played internationally in Belgium and Germany... **2011-12 (Germany):** Playing for ALBA Berlin, recorded 9.3 points, 5.0 rebounds and 2.6 assists on .508 shooting in 37 games in the German League... Posted 10.2 points, 4.5 rebounds and 3.0 assists on .453 shooting in 11 games during the EuroCup... Averaged 6.5 points, 4.0 rebounds and 4.5 assists in two games during the Euroleague Qualifying Round... **2010-11 (D-League/Utah/Belgium):** Started the season in the D-League, splitting time with the Iowa Energy and Austin Toros before being called up by the Utah Jazz... Averaged 16.6 points, 5.9 rebounds and 3.5 assists on .416 shooting in 37.1 minutes in 21 games (20 starts) for Iowa... Posted 13.2 points, 5.0 rebounds and 2.9 assists on .404 shooting in 30.4 minutes in nine games (four starts) for Austin... Recorded 5.6 points, 2.0 rebounds and 1.4 assists on .360 shooting in 13.8 minutes in five appearances with the Jazz, tying a career high with 19 points on April 3, 2011 at Sacramento... Later joined TEC Spirou Charleroi and helped lead the team to the 2011 Belgian League Championship after registering 7.5 points, 3.7 rebounds and 1.5 assists on .524 shooting in 11 games... **2009-10 (Oklahoma City):** Averaged 3.0 points, 1.5 rebounds and 0.9 assists on .364 shooting in 12.0 minutes in 12 games for the Thunder... Posted 12.4 points, 5.4 rebounds and 7.2 assists on .413 shooting in 42.8 minutes in five D-League appearances for Tulsa... **2010 Playoffs:** Scored two points in 12 minutes in his postseason debut on April 27, 2010 at LA Lakers in Game 5 of the first round of the Western Conference Playoffs... **2008-09 (Oklahoma City):** Recorded 5.3 points, 2.3 rebounds and 1.8 assists on .459 shooting in 20.8 minutes in 56 games (19 starts) during his rookie season... Scored a career-high tying 19 points on Feb. 21, 2009 at Golden State... Posted 17.0 points, 7.5 rebounds and 9.0 assists on .519 shooting in 44.5 minutes in two games for Tulsa while on D-League assignment.

## CAREER TRANSACTIONS

Drafted by the Charlotte Bobcats in the second round (38th overall) of the 2008 NBA Draft on June 26, 2008... Draft rights traded by the Charlotte Bobcats to the Oklahoma City Thunder for a 2009 second round draft pick on Aug. 11, 2008... Waived by the Oklahoma City Thunder on July 30, 2010... Signed as a free agent with the Chicago Bulls on Sept. 27, 2010... Waived by the Chicago Bulls on Oct. 21, 2010... Signed a 10-day contract with the Utah Jazz on March 30, 2011... Signed as a free agent with the Memphis Grizzlies on Oct. 1, 2012.

## COLLEGE CAREER

In four seasons at Washington State University (2004-08), averaged 9.6 points, 4.7 rebounds and 3.8 assists on .464 shooting in 29.8 minutes in 121 games... Left the Cougars ranked second in school history in assists (465), third in steals (188) and third in minutes played (3,602)... **2007-08 (Senior):** Earned Second Team All-Pac 10 honors after averaging 12.2 points, 5.3 rebounds and 4.3 assists on .463 shooting in 33.1 minutes in 35 games in his final season at Washington State... **2006-07 (Junior):** Named First Team All-Pac 10 after recording 11.2 points, 5.6 rebounds and 4.6 assists on .487 shooting in 33.9 minutes in 34 games... **2005-06 (Sophomore):** Recorded 8.6 points, 4.3 rebounds and a team-high 4.0 assists on .483 shooting in 29.7 minutes in 27 games... **2004-05 (Freshman):** Registered 4.8 points, 3.2 rebounds and 2.0 assists on .387 shooting in 19.6 minutes in 25 games.





## PERSONAL

Born February 18, 1986 in Beloit, Wisc... Full name is Kyle Donovan Weaver... Son of Jean and LaMont Weaver... Has one brother, LaMont Jr., and one sister, Shelsi... Earned three varsity letters as a guard at Beloit Memorial High School, averaging 18.1 points as a senior... Named 2004 First Team All-State by the Milwaukee Journal Sentinel... Earned 2004 First Team All-Conference and 2004 Second Team All-State honors from The Associated Press.

## NBA Regular Season Statistics

Year-Team	G-GS	MIN	Field Goals		3-Point		Free Throws		Rebounds		STL	BLK	TO	PF	PTS	RPG	APG	PPG
			FGM-FGA	PCT	FGM-FGA	PCT	FTM-FTA	PCT	OFF-DEF-TOT	AST								
08-09 OKC	56-19	1166	113-246	.459	32-93	.344	41-58	.707	31-99-130	101	47	25	69	81	299	2.3	1.8	5.3
09-10 OKC	12-0	144	12-33	.364	7-19	.368	5-6	.833	1-17-18	11	6	6	4	13	36	1.5	0.9	3.0
10-11 UTA	5-0	69	9-25	.360	3-7	.429	7-8	.875	2-8-10	7	2	2	7	3	28	2.0	1.4	5.6
CAREER	73-19	1379	134-304	.441	42-119	.353	53-72	.736	34-124-158	119	55	33	80	97	363	2.2	1.6	5.0

## NBA Playoff Statistics

Year-Team	G-GS	MIN	Field Goals		3-Point		Free Throws		Rebounds		STL	BLK	TO	PF	PTS	RPG	APG	PPG
			FGM-FGA	PCT	FGM-FGA	PCT	FTM-FTA	PCT	OFF-DEF-TOT	AST								
09-10 OKC	1-0	12	1-4	.250	0-1	.000	0-0	---	0-2-2	2	0	0	0	2	2	2.0	2.0	2.0
CAREER	1-0	12	1-4	.250	0-1	.000	0-0	---	0-2-2	2	0	0	0	2	2	2.0	2.0	2.0

## NBA D-League Statistics

Year-Team	G-GS	MIN	Field Goals		3-Point		Free Throws		Rebounds		STL	BLK	TO	PF	PTS	RPG	APG	PPG
			FGM-FGA	PCT	FGM-FGA	PCT	FTM-FTA	PCT	OFF-DEF-TOT	AST								
08-09-TUL	2-2	89	14-27	.519	1-6	.167	5-6	.833	5-10-15	18	6	4	7	5	34	7.5	9.0	17.0
09-10 TUL	5-5	214	26-63	.413	5-15	.333	5-5	1.000	5-22-27	36	7	7	22	17	62	5.4	7.2	12.4
10-11 UTABEL	30-24	1054	151-350	.431	52-124	.419	113-138	.819	45-123-168	99	36	33	81	88	467	5.6	3.3	15.6
CAREER	37-31	1357	191-440	.434	58-145	.400	123-149	.826	55-155-210	153	49	44	110	110	563	5.7	4.1	15.2

## SINGLE GAME HIGHS

PTS	19	4/3/11, UTA AT SAC (2x)	3FGA	7	2/10/10, OKC AT LAL	AST	7	3/29/09, OKC AT BOS
FGM	7	4/3/11, UTA AT SAC (2x)	FTM	6	2/21/09, OKC AT GS	STL	4	4/10/09, OKC vs CHA (3x)
FGA	13	3/2/09, OKC vs DAL (2x)	FTA	6	2/21/09, OKC AT GS	BLK	3	11/24/09, OKC AT UTA (2x)
3FGM	4	3/19/10, OKC AT TOR	REB	9	4/11/09, OKC AT MIL	MIN	39	2/28/09, OKC AT MEM

INTRO

PLAYERS

OWNERSHIP

FRONT OFFICE

MEDIA

COMMUNITY

HISTORY

PLAYOFFS

REVIEW

OPPONENTS

NBA

FAN FORUM

AT A GLANCE

47



# ROSTER

PLAYERS

NO.	PLAYER	POSITION	HEIGHT	WEIGHT	DATE OF BIRTH	PRIOR TO NBA/HOME COUNTRY	NBA EXP.
9	Tony Allen	G/F	6-4	213	1/11/1982	Oklahoma State/USA	8
00	Darrell Arthur	F	6-9	235	3/25/1988	Kansas/USA	3
7	Jerryd Bayless	G	6-3	200	8/20/1988	Arizona/USA	4
11	Mike Conley	G	6-1	185	10/11/1987	Ohio State/USA	5
3	Wayne Ellington	G	6-4	200	11/29/1987	North Carolina/USA	3
33	Marc Gasol	C	7-1	265	1/29/1985	Akasvayu Girona/Spain	4
22	Rudy Gay	F	6-8	230	8/17/1986	Connecticut/USA	6
15	Hamed Haddadi	C	7-2	265	5/19/1985	Saba Battery BC/Iran	4
20	Quincy Pondexter	G/F	6-6	225	3/10/1988	Washington/USA	2
50	Zach Randolph	F	6-9	255	7/16/1981	Michigan State/USA	11
2	Josh Selby	G	6-2	183	3/27/1991	Kansas/USA	1
5	Marreese Speights	F/C	6-10	255	8/4/1987	Florida/USA	4
1	Tony Wroten	G	6-6	208	4/13/1993	Washington/USA	R

**Head Coach** Lionel Hollins

**Assistant Coaches** David Joerger

Henry Bibby

Bob Thornton

Barry Hecker

**Player Development Coach** Lloyd Pierce

**Head Athletic Trainer** Drew Graham

**Strength and Conditioning Coach** Kelly Lambert

**Assistant Athletic Trainer/  
Assistant Strength and Conditioning Coach** Jim Scholler

## PRONUNCIATION GUIDE

Darrell Arthur (dur-RELL)

Jerryd Bayless (JAIR-id)

Hamed Haddadi (ha-DAH-dee)

Marreese Speights (mar-rees spates)

Tony Wroten (ROH-ten)

David Joerger (YAY-gr)



**9** TONY ALLEN

POSITION: GUARD/FORWARD  
HEIGHT: 6'4"  
WEIGHT: 213  
PRIOR TO NBA: OKLAHOMA STATE/USA



**00** DARRELL ARTHUR

POSITION: FORWARD  
HEIGHT: 6'9"  
WEIGHT: 235  
PRIOR TO NBA: KANSAS/USA



**7** JERRYD BAYLESS

POSITION: GUARD  
HEIGHT: 6'3"  
WEIGHT: 200  
PRIOR TO NBA: ARIZONA/USA



**11** MIKE CONLEY

POSITION: GUARD  
HEIGHT: 6'1"  
WEIGHT: 185  
PRIOR TO NBA: OHIO STATE/USA



**3** WAYNE ELLINGTON

POSITION: GUARD  
HEIGHT: 6'4"  
WEIGHT: 200  
PRIOR TO NBA: NORTH CAROLINA/USA



**33** MARC GASOL

POSITION: CENTER  
HEIGHT: 7'1"  
WEIGHT: 265  
PRIOR TO NBA: AKASVAYU GIRONA/SPAIN



**22** RUDY GAY

POSITION: FORWARD  
HEIGHT: 6'8"  
WEIGHT: 230  
PRIOR TO NBA: CONNECTICUT/USA



**15** HAMED HADDADI

POSITION: CENTER  
HEIGHT: 7'2"  
WEIGHT: 265  
PRIOR TO NBA: SABA BATTERY DC/IRAN



**20** QUINCY PONDEXTER

POSITION: GUARD/FORWARD  
HEIGHT: 6'6"  
WEIGHT: 225  
PRIOR TO NBA: WASHINGTON/USA



**50** ZACH RANDOLPH

POSITION: FORWARD  
HEIGHT: 6'9"  
WEIGHT: 255  
PRIOR TO NBA: MICHIGAN STATE/USA



**2** JOSH SELBY

POSITION: GUARD  
HEIGHT: 6'2"  
WEIGHT: 183  
PRIOR TO NBA: KANSAS/USA



**5** MARREESE SPEIGHTS

POSITION: FORWARD/CENTER  
HEIGHT: 6'10"  
WEIGHT: 255  
PRIOR TO NBA: FLORIDA/USA



**1** TONY WROTEN

POSITION: GUARD  
HEIGHT: 6'6"  
WEIGHT: 208  
PRIOR TO NBA: WASHINGTON/USA



**C** LIONEL HOLLINS

HEAD COACH

INTRO

PLAYERS

OWNERSHIP

FRONT OFFICE

MEDIA

COMMUNITY

HISTORY

PLAYOFFS

REVIEW

OPINIONS

NBA

FEDERATION

AT A GLANCE



# HOW THE GRIZZLIES WERE BUILT

- 00 Darrell Arthur** Draft rights (27th overall) traded by the Houston Rockets to the Memphis Grizzlies for the draft rights to Donte Greene and a 2009 second round draft pick on June 26, 2008.
- 1 Tony Wroten** Drafted by the Memphis Grizzlies in the first round (25th overall) of the 2012 NBA Draft on June 28, 2012.
- 2 Josh Selby** Drafted by the Memphis Grizzlies in the second round (49th overall) of the 2011 NBA Draft on June 23, 2011.
- 3 Wayne Ellington** Traded by the Minnesota Timberwolves to the Memphis Grizzlies for Dante Cunningham on July 24, 2012.
- 4 D.J. Kennedy** Signed as a free agent with the Memphis Grizzlies on Sept. 29, 2012.
- 5 Marreese Speights** As part of a three-team trade, traded by the Philadelphia 76ers to the Memphis Grizzlies; the Memphis Grizzlies traded Xavier Henry to the New Orleans Hornets and traded a 2012 second round draft pick to the Philadelphia 76ers; the New Orleans Hornets traded a 2013 second round draft pick to the Philadelphia 76ers.
- 6 Ronald Murray** Signed as a free agent with the Memphis Grizzlies on Oct. 1, 2012.
- 7 Jerryd Bayless** Signed as a free agent with the Memphis Grizzlies on July 13, 2012.
- 9 Tony Allen** Signed as a free agent with the Memphis Grizzlies on July 13, 2010.
- 11 Mike Conley** Drafted by the Memphis Grizzlies in the first round (fourth overall) of the 2007 NBA Draft on June 28, 2007.
- 12 Ronald Dupree** Signed as a free agent with the Memphis Grizzlies on Sept. 29, 2012.
- 15 Hamed Haddadi** Signed as a free agent with the Memphis Grizzlies on Aug. 28, 2008.
- 20 Quincy Pondexter** Traded by the New Orleans Hornets to the Memphis Grizzlies for Greivis Vasquez on Dec 24, 2011.
- 21 Michael Dunigan** Signed as a free agent with the Memphis Grizzlies on Sept. 29, 2012.
- 22 Rudy Gay** Draft rights (eighth overall) traded by the Houston Rockets with Stromile Swift to the Memphis Grizzlies for Shane Battier on July 12, 2006.
- 25 Kyle Weaver** Signed as a free agent with the Memphis Grizzlies on Oct. 1, 2012.
- 31 Jarrod Famous** Signed as a free agent with the Memphis Grizzlies on Sept. 29, 2012.
- 33 Marc Gasol** Draft rights (48th overall in 2007) traded by the Los Angeles Lakers with Kwame Brown, Javaris Crittenton, Aaron McKie, a 2008 first round draft pick, a 2010 first round draft pick and cash considerations to the Memphis Grizzlies for Pau Gasol and a 2010 second round draft pick on Feb. 1, 2008.
- 44 Jerome Jordan** Signed as a free agent with the Memphis Grizzlies on Sept. 29, 2012.
- 50 Zach Randolph** Traded by the Los Angeles Clippers to the Memphis Grizzlies for Quentin Richardson on July 17, 2009.



# OWNERSHIP





# OWNERSHIP



## MICHAEL E. HEISLEY, SR.

### OWNER

Michael Heisley, chairman emeritus and founder of The Heico Companies, LLC, purchased the Grizzlies on April 11, 2000 from John McCaw after initially coming to an agreement in January of that year. The purchase of the Grizzlies allowed Heisley, a lifelong basketball fan, to achieve his dream.

One of Heisley's first moves to bring a winner to the city of Memphis was hiring NBA legend Jerry West, one of the top basketball executives in the NBA, as the president of basketball operations on April 30, 2002. Less than two years later, the Grizzlies won a franchise-record 50 games in 2003-04 and clinched their first playoff berth in club history. Under West and Heisley's leadership, the Grizzlies made the playoffs three consecutive seasons from 2003-04 to 2005-06, making them one of just nine teams to qualify for the NBA Playoffs in each of those seasons.

Following West's retirement in 2007, Heisley immediately set out once again to re-shape the franchise.

On June 18, 2007, Heisley announced the hiring of Chris Wallace as the team's new general manager and vice president of basketball operations. Wallace joined the Grizzlies after serving the previous 10 seasons as general manager of the Boston Celtics and has long been highly regarded for his extensive knowledge across the basketball spectrum from the high school to professional levels and overseas.

Heisley and Wallace wasted no time improving the roster, making bold moves to acquire 2011 Third Team All-NBA forward Zach Randolph, 2012 All-Star Marc Gasol and 2012 First Team All-Defensive Team selection Tony Allen. Combined with re-signing Rudy Gay, a key member of the 2010 FIBA World Championship gold-medal winning Team USA, and extending one of the league's bright, young point guards in Mike Conley, Heisley's maneuvers have yielded one of the top young teams in the NBA. Under the guidance of head coach Lionel Hollins, the Grizzlies have steadily improved each season and made back-to-back trips to the NBA Playoffs, memorably upsetting the top-seeded San Antonio Spurs and advancing to the Western Conference Semifinals in 2011, and hosting a first-round playoff series for the first time in franchise history in 2012.

But no matter how good a team is on the court, it must have the backing of fans and the community. Heisley recognizes this, and has made strides to establish the Grizzlies as a leader in community involvement. Heisley has taken the lead on numerous large community initiatives, including spearheading a \$5 million donation from the Memphis Grizzlies Charitable Foundation to the St. Jude Children's Research Hospital to build the Memphis Grizzlies House, a temporary on-campus residence for the families of St. Jude patients.

The Foundation, led by the Grizzlies' ownership group, has given over \$7 million to Memphis Athletic Ministries, who operate six neighborhood centers and run year-round youth sports leagues and after-school programs, and another \$1.5 million to Stax Music Academy. The Grizzlies Foundation has donated over \$25 million to local non-profit organizations since December 2001, raising the bar for charitable giving in professional sports. The Foundation's commitment to giving earned it the coveted 2007 Steve Patterson Sports Philanthropy Award from the Robert Wood Johnson Foundation as the most philanthropic sports team in the nation and were recently named the 2012 Beyond Sport "Sport Team of the Year."

Of course, the biggest project the Grizzlies organization participated in was the construction of FedExForum, a state-of-the-art arena for the Grizzlies. The arena, the largest public works project in the history of the city of Memphis, was completed in September 2004 on time and on budget, and has set a new standard for NBA arenas. Fans flocked to FedExForum in its inaugural season, setting a franchise record with 18 sellouts, more than the first three seasons in Memphis combined.

Heisley's commitment to the community has been a thank you to Memphis for welcoming him and the team with open arms when he decided to relocate the franchise from Vancouver in the summer of 2001. Prior to deciding on Memphis as his destination, Heisley embarked on a cross-country odyssey to find a new home for his Grizzlies. Upon arriving in Memphis, he knew he'd found that home. Buoyed by impressive corporate and community support, Heisley successfully brought the NBA to Memphis.

Away from the court, Heico Acquisitions Inc., a key subsidiary of The Heico Companies, acts as an investment firm, specializing in buying interests in under-performing companies and turning them around. Heico holds interests in approximately 40 businesses worldwide within a diverse set of industries, including steel wire products, heavy equipment, telecommunications, plastics, food production and material handling equipment. The 40 businesses owned by Heico and its subsidiaries have over \$2.5 billion in revenue and employ approximately 13,000 people in varying capacities in the United States and internationally.

Heisley was born in Washington, D.C. and grew up in Alexandria, Va. He holds a BA from Georgetown University, where he served on the Board of Directors, Regents and Visitors for over 20 years. He also serves on the Board of Directors of several portfolio companies along with the Heisley Family Foundation. Heisley resides in Jupiter, Fla. with his wife, Agnes. They have five children and 12 grandchildren.



## PITT HYDE

### LIMITED PARTNER

Born in Memphis, Pitt Hyde received a bachelor's degree in economics from the University of North Carolina in 1965. Later that year, he joined Malone & Hyde, Inc., the wholesale food company founded by his grandfather in 1907, and initiated and developed Malone & Hyde's specialty retailing division.

Hyde was the first president of Super D Drugs, and in 1968, was elected President of Malone & Hyde. In 1972, he assumed the additional role of chairman, the position he held until 1988 when Malone & Hyde was sold to Fleming Companies. Under Hyde, the company became the nation's third-largest wholesale

food distributor with annual sales of over \$3 billion.

In 1979, he founded Memphis-based retail auto parts chain AutoZone as a division of Malone & Hyde. In 1987, AutoZone was spun off as a freestanding company. He served as chairman and CEO until 1996, when he passed on his CEO title.

Hyde is chairman of GTX Inc., a publicly-held biopharmaceutical company dedicated to the discovery, development and commercialization of therapeutics primarily related to the treatment of serious men's health conditions. In addition, he is the owner and president of Pittco Holdings, Inc., a private, institutional investment company. He also serves on the board of directors for AutoZone.

He is married to the former Barbara Rosser, and the couple has five children. He is actively involved with numerous Memphis-based cultural, educational and charitable organizations including the National Civil Rights Museum and Memphis Tomorrow.



## BARBARA ROSSER HYDE

### LIMITED PARTNER

Barbara Rosser Hyde was awarded a Morehead scholarship to attend the University of North Carolina at Chapel Hill and, following graduation with a Bachelor of Arts degree in English and Religion, she taught secondary school in Kenya. Upon her return to the United States, she served as development officer at UNC for eight years, including four years as executive director of the university's Arts and Sciences Foundation, and as associate dean of the College of Arts and Sciences from 1988 to 1992. Most recently, she was elected to the Board of Trustees at UNC-Chapel Hill where she currently serves as Vice-Chair.

She has made Memphis her home since 1992, serving as president of the J.R. Hyde III Family Foundation and J.R. Hyde, Sr. Foundation.

Known for her advocacy and involvement in public education reform, she has led numerous efforts to bring innovative education initiatives to Memphis, most notably KIPP Academy, Teach for America and New Leaders.

She is active in a number of cultural and civic organizations in the city of Memphis. As a founding member of the Shelby Farms Park Conservancy she is leading the master planning efforts to transform Shelby Farms into a world class park for the 21st century. She currently serves as the board chair for Shelby Farms. Barbara's other philanthropic efforts include St. Mary's Episcopal School, Leadership Academy, Ballet Memphis and the Brooks Museum. She is also actively involved in the National Civil Rights Museum. Hyde and her husband have five children.



## FRED JONES, JR.

### LIMITED PARTNER

Fred Jones, Jr. is recognized as one of Memphis' premier event organizers, having created some of the most popular traditions in the city. He is the president of SMC Entertainment, a division of Summit Management Corporation. Founded in 1986, SMC is an entertainment production, promotion and event management company.

Jones is the founder of the Southern Heritage Classic presented by FedEx. Since 1990, this annual event of football, music and fun is one of the Memphis metropolitan area's highest-attended events. The football game features Jackson State University and Tennessee State University. He has also

helped bring to Memphis hundreds of concerts, working with artists such as Prince, Usher, Bill Cosby, Ray Charles, Johnnie Taylor, The O'Jays and Tyler Perry from the '70s through today. In addition to a number of national festivals, Jones was a national tour manager for The Isley Brothers and a part of Isaac Hayes' national and international tours during the heyday of "Shaft." He was a leading figure in returning live entertainment to The Orpheum Theatre, helping to ensure its survival as a venue.

His success has brought him numerous awards, and in 2004 he was named one of the "50 Most Influential African-Americans in Tennessee" by Business Tennessee magazine. His recent honors include induction into the Black Business Directory's African-American Hall of Fame and the Beale Street Brass Note Walk of Fame, the Legacy Award from the AME Church, the Memphis Hero Award from The Orpheum Theatre, the Authur S. Holmon Lifetime Achievement Award from the University of Memphis and recognition by the Tennessee Senate and House of Representatives for extraordinary efforts.

Jones, a native Memphian, graduated from Memphis State University in 1971 with a Bachelor of Business Administration degree.



# OWNERSHIP



## ELLIOT PERRY

### LIMITED PARTNER

Memphis native Elliot Perry began a new chapter after a long NBA career when he joined the Memphis Grizzlies' ownership group on Oct. 8, 2005.

A graduate of Treadwell High School, Perry started every game in his four-year collegiate career with his hometown Memphis State Tigers and led his team to second round appearances in the NCAA Tournament twice. The slashing point guard averaged 17.5 points, 4.3 assists and 3.5 rebounds for the Tigers and also received his degree in marketing before being selected in the second round (37th overall)

of the 1991 NBA Draft by the Los Angeles Clippers.

A 10-year NBA veteran with seven teams, Perry averaged 6.3 points and 3.1 assists in 547 career games, including a two-game stint with the Memphis Grizzlies in his final NBA season (2001-02). Perry, who became known as "Socks" because of his trademark knee-highs, finished runner-up for the 1995 NBA Most Improved Player Award after averaging 9.7 points, 4.8 assists and 1.9 steals per game in a breakout season for the Phoenix Suns.

In addition to his ownership responsibilities with the Grizzlies, Perry has been a member of the club's radio broadcast team and will enter his fifth season as a color analyst alongside Grizzlies radio play-by-play man Eric Hasseltine.

Perry, a 2009 inductee in the Tennessee Sports Hall of Fame, is committed to making a difference in his community. He founded the SOCKS (Supporting Our Community and Kids) Banquet to provide financial support to those organizations that are making a difference in the Memphis area as it relates to kids and is an active mentor in the Boys & Girls Club of Greater Memphis.



## STALEY CATES

### LIMITED PARTNER

Staley Cates is President of Southeastern Asset Management, based in Memphis. Southeastern manages equities for endowment, foundation and pension accounts and is the advisor to the Longleaf Partners mutual fund family.

Born and raised in Memphis, Cates attended the University of Texas in Austin and earned a bachelor's of business administration. He is a Chartered Financial Analyst and has been with Southeastern since 1986.

Cates and his wife, Elizabeth, have two children. He is the Co-Founder of New Hope Christian Academy and the Board President of the Memphis Grizzlies Charitable Foundation. In addition, he was a founding Board member of Soulsville, Urban Youth Initiative and Memphis Athletic Ministries.



## ANDY CATES

### LIMITED PARTNER

Andy Cates is the President and General Partner of RVC Outdoors Destinations and Managing Member of Value Acquisition Fund. Cates began his real estate career in Dallas, Tex., where he worked for Crow Family Holdings. In 1996, Cates left Crow and was a founding partner in Dallas-based Viceroy Investments, LLC, a commercial real estate acquisition and asset management company.

In 1999, Cates relocated to his hometown of Memphis. to develop the \$20 million Soulsville Revitalization Project as its Project Developer and to serve as its Board Chairman. One of the largest inner city revitalization projects in the country, it includes the Stax Museum of American Soul Music, the Stax Music Academy and the Soulsville Charter School. In 2000, he helped initiate the pursuit and relocation of the Memphis Grizzlies NBA basketball franchise of which he is currently a minority owner.

Cates earned a Bachelor of Business Administration at the University of Texas at Austin, where he was inducted into the Order of Omega National Honor Society and the Omicron Delta Kappa Leadership Society. He is a Board Member of The Soulsville Foundation, Soulsville Charter School, Myelin Repair Foundation and Grizzlies Foundation. He also serves on the board of Pioneer Natural Resources (NYSE: PXD) Board of Directors.



# FRONT OFFICE



FRONT  
OFFICE



## CHRIS WALLACE

### GENERAL MANAGER/VICE PRESIDENT, BASKETBALL OPERATIONS

Grizzlies General Manager and Vice President of Basketball Operations Chris Wallace outlined his goal for the Memphis Grizzlies on his first day on the job on June 18, 2007:

"I'm here to build a championship team. I want to see a parade one day down Beale Street. This city deserves it."

With that statement marking a new chapter in team history, Wallace made a significant step toward that goal in celebrating with thousands of towel-waving Memphians outside FedExForum following the Grizzlies' series-clinching Game 6 victory over the top-seeded San Antonio Spurs in the first round of the 2011 NBA Playoffs.

The Grizzlies would go on to earn their first seven postseason wins during a 13-game playoff run that ended in a thrilling, seven-game Western Conference Semifinals series with the Oklahoma City Thunder. For the city of Memphis and its fans, it was their first taste of NBA Playoff success. For Wallace, it was the culmination of plan to reshape the culture of the organization, which continued into the following season when Memphis set a franchise record for regular season winning percentage (.621) and hosted a playoff series for the first time in team history.

During his tenure, Wallace has assembled one of the league's most cohesive and tenacious units, including 2011 Third Team All-NBA forward Zach Randolph, versatile high-flyer Rudy Gay, 2012 All-Star Marc Gasol, ascending floor general Mike Conley and 2012 All-Defensive First Team member Tony Allen. With key players choosing to sign long-term contracts and contract extensions with the Grizzlies, Wallace has established a core for current and future success for the franchise.

Well-traveled and well-connected, Wallace came to the Grizzlies as one of the most respected executives in the league, having served under seven NBA franchises since 1986. Wallace has worked closely with four Basketball Hall of Famers, including Red Auerbach, Billy Cunningham, Pat Riley and Jerry West, as well as five former NBA Executive of the Year winners, including Danny Ainge, Auerbach, Bucky Buckwalter, Geoff Petrie and West. He spent the previous 10 seasons as the general manager of the Boston Celtics where he had a hand in all basketball-related decisions, including free agent signings, trades and draft preparations.

Prior to becoming the Celtics' general manager, Wallace was director of player personnel for the Miami Heat. The Heat won a franchise-record 61 games in 1996-97 and Wallace is credited with discovering many of the Heat's players. His responsibilities included college and international scouting and searching for potential talent in the CBA as well as the NBA. Wallace was promoted to that position after four years as a scout for the Heat.

Before joining the Heat, Wallace worked in various scouting capacities for the Portland Trail Blazers, Denver Nuggets, Los Angeles Clippers and New York Knicks. He also worked as a draft consultant for the United States Basketball League (USBL). Wallace has also served on the selection committee for the prestigious Nike/ABCD and Converse ABCD national high school camps, evaluating scores of future college and NBA stars.

Wallace, an avid basketball fan before breaking into the NBA, got his start in basketball in 1981 when he founded the award-winning Blue Ribbon College Basketball Yearbook. Sports Illustrated named Wallace as one of the most influential members of the college basketball media in 1991. He has also served as an expert witness in basketball-related litigation and is a member of the Board of Directors at the Touchdown Club of Memphis and Catholic Charities of West Tennessee.

A native of Buckhannon, W.Va., Wallace and his wife, Debby, have a son, Truman.

#### CHRIS WALLACE NBA CAREER TIMELINE

Year	Team	Role
1986-89	Portland Trail Blazers	Scout
1989-90	Denver Nuggets	Scout
1990-91	Los Angeles Clippers	Scout
1991-92	New York Knicks	Scout
1993-97	Miami Heat	Scout
1996-97	Miami Heat	Director of Player Personnel
1997-07	Boston Celtics	General Manager
2007-present	Memphis Grizzlies	General Manager/VP of Basketball Operations



## KENNY WILLIAMSON

### ASSISTANT GENERAL MANAGER

A respected and well-connected member of the basketball community with over 30 years of basketball experience, Kenny Williamson enters his sixth season with the Grizzlies as assistant general manager.

Known affectionately in basketball circles as "Eggman," Williamson previously served three seasons with the Charlotte Bobcats, leading the club's scouting of college and high school prospects while assisting with the team's international scouting efforts.

Williamson worked six seasons (1997-03) as a scout for the New York Knicks before joining the Bobcats and aiding the team's preparations for the 2004 Expansion Draft and NBA Draft. Prior to the Knicks, he spent 21 years as an assistant coach in the collegiate ranks, including stints with legends such as Lou Carnesecca, Denny Crum and Jim Valvano. Williamson served as an assistant coach at St. John's, Seton Hall, Columbia and Louisville and was associate head coach at Iona and Florida State under Pat Kennedy. During his college coaching tenure, he worked with numerous future NBA players, including Sam Cassell, Doug Edwards, Pervis Ellison, Adrian Griffin, George Johnson, Jeff Ruland, Felton Spencer, Bob Sura, Irving Thomas and Charlie Ward.

A native of Harlem, N.Y., he is a well-known fixture at historic Rucker Park in Harlem and was featured in the television basketball documentary "Hallowed Ground," as well as an NBA-produced film on the Entertainers Basketball Classic at Rucker Park.

The graduate of City College of New York is married to wife, Nicole. He is the father of five children and grandfather of four.



## TONY BARONE, SR.

### DIRECTOR, PLAYER PERSONNEL

Tony Barone, Sr. enters his 13th season with the Grizzlies as the team's director of player personnel. Among his many accolades, he is credited with scouting the talents of Spain's Pau Gasol, the 2001-02 NBA Rookie of the Year.

Barone also spent the final 52 games of the 2006-07 season as the team's interim head coach, beginning on Dec. 28, 2006. It marked his first head coaching job in the NBA, leading the Grizzlies to several offensive franchise records during this stint. Barone also spent two seasons as an assistant coach under

two-time NBA Coach of the Year Hubie Brown.

Prior to joining the Grizzlies in 2000 in the team's final season in Vancouver, Barone spent two years as a Big 12 color commentator with ESPN Regional (1998-00) and seven as the head coach at Texas A&M (1991-98), where he was named the 1994 Southwestern Conference Coach of the Year after the Aggies earned a bid in the National Invitational Tournament (NIT). Prior to working at Texas A&M, he was the head coach at Creighton (1985-91), earning two Missouri Valley Conference Coach of the Year Awards. Creighton appeared in two NCAA Tournaments and one NIT during his tenure.

After a four-year college career at Duke, the Chicago native began his coaching career in the Illinois high school ranks. He has over 37 years of playing and coaching experience including assistant coaching positions with Duke (1972-74) and Bradley (1978-85). Barone also coached 10 years at Gordon Tech High School, Mt. Carmel High School and St. Rita's High School in Chicago.

An academic All-American who earned three letters at Duke, Barone earned a degree in English and was elected team captain as a senior with the Blue Devils. He is also a member of the Chicago Catholic League Hall of Fame and in 2007 was selected as a member of the Chicagoland Hall of Fame.

Barone and his wife of 45 years, Kathy, have three children: Amy, Tony Jr. and Brian; and five grandchildren: Katie, Christie, Kevin, Carson and Ava. Amy is a special education teacher in Shawnee, Kan., Tony Jr. is director of scouting for the Grizzlies and Brian is an assistant coach at the University of Wisconsin-Green Bay.



## MITCHELL ANDERSON

### DIRECTOR, PRO PERSONNEL

Mitchell Anderson enters his 13th season with the Grizzlies, his sixth as the team's director of pro personnel.

Anderson has served three stints as an assistant coach on the Grizzlies sidelines, most recently under Lionel Hollins for the Grizzlies' 2011 NBA Playoffs run. He also was an assistant under Mike Fratello from 2004-07, finishing the 2006-07 season under Interim Head Coach Tony Barone, Sr., and spent two seasons (2000-02) as an assistant under Head Coach Sidney Lowe.

When Hubie Brown was named head coach in 2003, Anderson remained with the organization as a scout for two seasons.

A First-Team All-Missouri Valley Conference selection in all four seasons at Bradley University (1978-82), Anderson is one of seven players to have his uniform number (11) retired by the school. In August 2010, Bradley renamed its practice court the Mitchell "JJ" Anderson Court to honor the Chicago native.

Drafted by the Philadelphia 76ers in the second round (36th overall) of the 1982 NBA Draft, Anderson holds career averages of 4.8 points and 2.8 rebounds in 157 games over three seasons (1982-85) for the 76ers and Utah Jazz. Afterward, he enjoyed a 12-year international career, playing in Italy, Spain, Greece and Germany, where he served as a player/coach. Before joining the Grizzlies in 2000, Anderson worked with an Upper Deck tour team as an assistant coach and player.

Anderson co-founded the Mitchell 'JJ' Anderson Camp in 1997 with his friend and former Grizzlies Vice President of Basketball Operations, the late Dana Davis.



## TONY BARONE, JR.

### DIRECTOR, SCOUTING

Tony Barone, Jr. enters his 10th season with the Grizzlies overseeing the team's scouting efforts while concentrating on scouting new and prospective talent throughout North America, including junior college and other professional leagues.

In addition to those duties, Barone travels to Europe to evaluate potential prospects, organizes and oversees draft workout scheduling and targets potential prospects for the organization. He also manages minor league and college player evaluations and administrative duties.

Barone puts together the roster of the Grizzlies' summer league team, finding unheralded free agents or undrafted players to make an impact.

Serving two seasons as the Grizzlies' scout for the Midwest region, Barone scouted minor league basketball and Midwest colleges. Prior to joining the organization, he served as an assistant coach at the University of Denver from 1997-00.

Barone received his undergraduate degree in journalism from Texas A&M in 1994 and his Master's of Sports Administration from Ohio University. While at Texas A&M, he was a three-year member of the Aggies' men's basketball team.



## GARY SCHMIDT

### DIRECTOR, PRO SCOUTING

Gary Schmidt enters his 18th season with the Grizzlies, originally joining the club in November 1994 prior to the team's inaugural 1995-96 season in Vancouver.

Currently serving as the director of pro scouting, Schmidt has been the team's advance scout since 2001, evaluating NBA talent and aiding the coaching staff in their preparation for upcoming opponents.

Prior to joining the Grizzlies, Schmidt was the basketball operations coordinator for the Continental Basketball Association. He also spent three years with Hoop 1 Video, the official scouting service of the NBA.

Schmidt, who also served as an assistant coach with the Canadian National Men's Basketball Team, earned a business degree from the University of Iowa before obtaining a Master's degree in Sports Administration from Western Illinois University.

During the offseason, the Readlyn, Iowa native enjoys playing golf.





## LIONEL HOLLINS

### HEAD COACH

Since Lionel Hollins was hired as the 11th head coach in team history on Jan. 25, 2009, he has helped to define the Grizzlies as a team that is distinctly "Memphis" – tough, resilient, gritty and successful.

An original member of the Vancouver Grizzlies as an assistant coach in 1995, Hollins has taken the franchise to new heights in less than four full seasons, guiding Memphis to a 13-game run through the 2011 NBA Playoffs that included a first-round upset over the top-seeded San Antonio Spurs and a dramatic seven-game series with the Oklahoma City Thunder in the Western Conference Semifinals. Hollins and the Grizzlies

gave the city of Memphis its first brush with NBA Playoff success by winning the first seven postseason games in team history.

The winningest head coach in franchise history, Hollins led Memphis to a franchise-record regular season winning percentage (.621) last season, earning the Grizzlies a second-place finish in the Southwest Division and the fourth seed in the Western Conference Playoffs, both club bests.

Hollins has helped to establish a team identity and culture within the organization, transforming what was a young, inexperienced roster into one of the most tenacious and cohesive units in the NBA, leading the league in steals and forced turnovers in each of the past two seasons. Memphis also paces the league in points in the paint per game (49.6) since the start of the 2009-10 season.

The Grizzlies have steadily improved since Hollins' hiring, posting a 140-129 record (.520) after going 55-152 (.266) in the two-and-a-half seasons prior. In Hollins' first full season as head coach, during which he won the Western Conference Coach of the Month Award (December 2009), the Grizzlies posted a 40-42 record (.488), the second-best improvement in the NBA in 2009-10 (16 wins), while setting a club record for scoring (102.5 points) and establishing the longest home (11, Dec. 18, 2009-Jan. 25, 2010) and road winning streaks (7, Feb. 17-March 10, 2010) in franchise history.

The 22-year NBA coaching veteran was an original member of the Vancouver franchise and was a staple on the coaching sidelines for 10 of its first 12 seasons (1995-00, 2002-07). Hollins also served as the club's interim head coach on two separate occasions. Hollins guided Vancouver to an 18-42 finish (.300) in 1999-00, replacing Brian Hill after the team started the season 4-18 (.182), and again took over for four games in 2004-05 following the resignation of Hall of Famer Hubie Brown. Hollins owns an overall career coaching record of 158-175 (.474), including two stints as Grizzlies interim head coach.

Prior to joining the Grizzlies, the Arizona State graduate spent seven years with the Phoenix Suns (1988-95) as an assistant coach under Cotton Fitzsimmons and later Paul Westphal. During that time, Phoenix compiled an overall record of 394-180 (.686) and never won fewer than 53 games in a single season. The Suns won a franchise-record 62 games in the 1992-93 season and represented the Western Conference in the 1993 NBA Finals against the Chicago Bulls. Hollins returned to the sidelines in 2008 as an assistant under Milwaukee Bucks Head Coach Scott Skiles.

The Las Vegas native has honed his straightforward approach by serving under three NBA Coaches of the Year, including Brown (1977, 2005), Fitzsimmons (1978, 1989) and Fratello (1986) and was on the coaching staff when Brown and Fitzsimmons were honored with the award a second time. During his 10-year playing career (1975-85) in the NBA, Hollins was led by several notable head coaches, including the NBA's all-time coaching wins leader and Hall of Famer Lenny Wilkens, Hall of Famers Billy Cunningham, Chuck Daly and Jack Ramsay, as well as Bill Fitch and Paul Silas.

Selected sixth overall in the first round of the 1975 NBA Draft by the Portland Trail Blazers, Hollins earned a spot on the 1976 All-Rookie First Team and won an NBA Championship as a starter for the Trail Blazers in 1977. A year later, he was an NBA All-Star while also being named to the NBA's All-Defensive First Team. Hollins averaged 11.6 points, 4.5 assists and 1.56 steals over 673 career games with the Trail Blazers, Philadelphia 76ers, San Diego Clippers, Detroit Pistons and Houston Rockets.

Hollins has been inducted into the Halls of Fame of the NCAA, Arizona State University, Nevada High School Basketball, Southern Nevada Sports and the Pac-10. In addition, he has been named one of the Top 100 athletes of Nevada and one of the top 150 athletes of Arizona. His No. 14 jersey is retired by the Trail Blazers and his No. 33 jersey was raised to the rafters by Arizona State on Feb. 17, 2011.

He also is one of three NBA coaches, along with Doc Rivers and Rick Carlisle, on the new NBA competition committee, which recommends changes to playing rules or any other competition-related matters to the Board of Governors for its consideration and vote.

Hollins, who lives in Memphis, has been extremely active in the community. He serves on the Board of Directors for the Grizzlies Foundation and regularly leads Community Investment programs. In conjunction with Lionel Hollins Charities, he established the annual Bowling for Backpacks event in 2003, which has raised thousands of dollars to purchase school supplies and uniforms for underprivileged youth; and established the annual Bike Buddies event in 2010, in which hundreds of bicycles with helmets and locks have been provided for area children in need during the Christmas holiday, following an afternoon of reading, face painting and games. In addition, he hosts an annual Role Models Dinner, which includes a fine dining experience and a connection with mentors that volunteer for one year at their school. For more information, please visit [lionelhollinscharities.org](http://lionelhollinscharities.org).



# FRONT OFFICE



FRONT  
OFFICE

## LIONEL HOLLINS NBA CAREER TIMELINE

Year	Team	Role
1975-80	Portland Trail Blazers	Player
1980-82	Philadelphia 76ers	Player
1982-83	San Diego Clippers	Player
1983-84	Detroit Pistons	Player
1984-85	Houston Rockets	Player
1985-86, 1987-88	Arizona State University	Assistant Coach
1988-95	Phoenix Suns	Assistant Coach
1995-99	Vancouver Grizzlies	Assistant Coach
1999-00	Vancouver Grizzlies	Interim Head Coach
2002-04	Memphis Grizzlies	Assistant Coach
2004	Memphis Grizzlies	Interim Head Coach
2004-07	Memphis Grizzlies	Assistant Coach
2008-09	Milwaukee Bucks	Assistant Coach
2009-present	Memphis Grizzlies	Head Coach

## LIONEL HOLLINS NBA CAREER COACHING RECORD

Year	Team	Record	Pct.
1999-00	Vancouver Grizzlies	18-42	.300
2004	Memphis Grizzlies	0-4	.000
2009-present	Memphis Grizzlies	140-129	.520
<b>Overall Total</b>		<b>158-175</b>	<b>.474</b>

## LIONEL HOLLINS PLAYOFF CAREER COACHING RECORD

Year	Team	Record	Pct.
2011	Memphis Grizzlies	7-6	.538
2012	Memphis Grizzlies	3-4	.429
<b>Overall Total</b>		<b>10-10</b>	<b>.500</b>



## DAVID JOERGER

### ASSISTANT COACH

One of the most successful minor league basketball coaches in history, David Joerger enters his sixth season as an assistant on the Grizzlies' bench.

Before earning his first NBA assistant coaching job with the Grizzlies, Joerger gained fame as head coach of the 2007 NBA D-League Champion Dakota Wizards, afterward becoming just the sixth head coach in D-League history to join the NBA coaching ranks.

The Wizards' championship was Joerger's fifth as a head coach. With one International Basketball Association (IBA) title and three in the Continental Basketball Association (CBA), Joerger also owns two CBA Coach of the Year Awards and a head coaching record of 232-117 (.665).

After finishing his playing career at Moorhead State, Joerger got his start as the Dakota Wizards' general manager when they were members of the IBA. He received his first opportunity on the sidelines as an assistant coach during the 1997-98 season. After three years as an assistant, Joerger replaced head coach Duane Ticknor and led the Wizards to their first championship during the 2000-01 season. Prior to the 2001-02 season, the Wizards moved into the CBA where Joerger led the team to another title. Continuing his success, Joerger captured his third title in four years after the Wizards defeated the Idaho Stampede to win the 2004 CBA Championship.

During the summer of 2004, Joerger moved to Sioux Falls to become the head coach of the Skyforce and proceeded to win his fourth CBA Championship, giving him more minor league championships than minor league-turned-NBA head coaches Phil Jackson, George Karl, Eric Musselman and Flip Saunders combined.

An excellent teacher of the game, Joerger had 18 of his players called up to the NBA from 2003-07.

Joerger and his wife, Kara, are the parents of two daughters, Alli, 9, and Kiana, 6.



## HENRY BIBBY

### ASSISTANT COACH

With over 40 years of collegiate and professional basketball experience as both a player and coach, Henry Bibby enters his fifth season on Grizzlies Head Coach Lionel Hollins' staff.

Bibby boasts a unique track record of success, most notably as the only person to win NBA, NCAA and Continental Basketball Association (CBA) Championships, playing for the New York Knicks and UCLA Bruins and coaching the Lancaster Lightning, respectively. He has won six championships overall, both as a player and a coach.

Prior to joining the Grizzlies, Bibby served two-and-a-half seasons (2005-08) as an assistant coach for the Philadelphia 76ers under Maurice Cheeks. He also notably served as the head coach of the men's basketball team at the University of Southern California, where he was named the 2002 National Association of Basketball Coaches (NABC) District 15 Co-Coach of the Year alongside current Sacramento Kings Head Coach Paul Westphal and was a finalist for the 2002 Naismith Coach of the Year Award. In nine seasons with the Trojans (1996-04), he guided USC to a 131-111 record (.541), including an Elite Eight appearance in the 2001 NCAA Tournament, the program's deepest tournament run since 1979.

Bibby started his coaching career by leading the Lancaster Lightning to the 1982 CBA Championship and winning Coach of the Year honors in his debut season. Overall, Bibby posted a 223-213 regular season record in the CBA with six different teams, including the Lancaster Lightning (1982), the Baltimore Lightning (1986), the Savannah Spirits (1988), the Tulsa Fast Breakers (1989-91), where he won a second CBA title in 1989, and the Oklahoma City Cavalry (1992-94).

Bibby also has had coaching stints with the WNBA's Los Angeles Sparks, Liga Profesional de Baloncesto (Venezuela), the International Basketball Association (IBA), Baloncesto Superior Nacional (Puerto Rico), and the United States Basketball League (USBL), where he was named 1986 Coach of the Year.

As a player, Bibby averaged 8.6 points, 2.3 rebounds and 3.4 assists in 675 career games over nine seasons (1972-81) with the New York Knicks, New Orleans Jazz, the 76ers and the San Diego Clippers. Bibby won an NBA championship with the Knicks as a rookie in 1973 on a team that featured eight future Hall-of-Famers, including Bill Bradley, Dave DeBusschere, Walt Frazier, Red Holzman, Phil Jackson, Jerry Lucas, Earl Monroe and Willis Reed. As a member of the 76ers, Bibby reached the NBA Finals again in 1977 and, teaming with Hollins, in 1980.

The Franklinton, N.C. native played three seasons (1969-72) at UCLA where, under head coach John Wooden, he was the starting point guard on three NCAA title teams, earning consensus All-American honors as a senior while serving as the team's captain. The Bruins lost just three games total in Bibby's three collegiate seasons and finished a perfect 30-0 in capturing the 1972 NCAA Championship.

Bibby is the father of former Vancouver Grizzlies guard Mike Bibby.

INTRO

PLAYERS

OWNERSHIP

FRONT OFFICE

MEDIA

COMMUNITY

HISTORY

PLAYOFFS

REVIEW

OPINIONS

NBA

FEDERATION

AT A GLANCE



## BOB THORNTON

### ASSISTANT COACH

Bob Thornton brings nearly 30 years of basketball experience as a player, scout and coach to the Grizzlies bench as he enters his second season as an assistant coach in Memphis. Thornton previously had served the past four seasons (2007-11) as an advance scout for the Oklahoma City Thunder.

Thornton also has served as an assistant coach for the Chicago Bulls (2002-04) and Minnesota Timberwolves (2005-07) and has head coaching experience with the NBA Development League's Huntsville Flight (2001-02) and the Continental Basketball Association's (CBA) Quad City Thunder (2000-01).

Drafted by the New York Knicks in the fourth round (87th overall) of the 1984 NBA Draft, Thornton played 11 professional seasons, including eight in the NBA (1985-92, 1995-96) for the Knicks, Philadelphia 76ers, Timberwolves, Utah Jazz and Washington Bullets.

The Los Angeles native attended the University of California-Irvine, where he earned his bachelor's degree in 1984.



## BARRY HECKER

### ASSISTANT COACH

Barry Hecker enters his fifth season on Lionel Hollins' staff, bringing over 40 years of basketball experience in the professional, collegiate and high school ranks to the Grizzlies bench.

A longtime member of the Los Angeles Clippers organization, Hecker served as director of scouting (1986-94) and as an assistant under head coach Bill Fitch (1994-98), helping the team to three playoff appearances (1992, 1993, 1997). Hecker rejoined the Clippers for four seasons (2001-05), serving as both director of player personnel and as assistant coach.

Before joining the Clippers, Hecker spent two seasons (1984-86) as director of player personnel for the Cleveland Cavaliers, helping assemble a core of players including Mark Price, Brad Daugherty, Ron Harper and Johnny "Hot Rod" Williams, that would turn the Cavaliers into a perennial Eastern Conference power in the late-1980s and early-1990s.

Hecker served as an assistant coach with the Jiangsu Nangang Dragons, winning the first round of the 2008 China Basketball Association (CBA) playoffs, before coming to Memphis.

Hecker's basketball executive experience also includes two seasons (1999-01) as the interim head coach, assistant coach and director of player personnel for the Las Vegas Bandits of the International Basketball League (IBL), where he assisted Hollins in the 2000-01 season.

A popular and frequent speaker on the basketball clinic circuit, Hecker has been the director of numerous camps, including those run by Hall of Famer Adrian Dantley, Tyrone "Muggsy" Bogues, Xavier McDaniel, Andrei Kirilenko and Wesley Matthews. He has directed the 2011 SEEDS Academy Camp and Clinic in Dakar, Senegal and the Adidas All-American Camp for college players.

Internationally, Hecker has been invited as a guest speaker at clinics in China, Italy, Turkey and Puerto Rico. This past summer, he ran a clinic for the Inuit in Alaska.

The Washington, D.C. native received his bachelor's degree in 1970 from Frostburg State where he played basketball and baseball. He earned his master's degree in education in 1971 from George Washington University and was a Ph.D. candidate at Florida State in 1974. Hecker's head coaching credits also include B.S. Leiden of the Dutch Professional League (1975) and Westminster College in Salt Lake City, Utah (1976-78).

Hecker and his wife, Terri, have three children: Monica, 26, Derick, 24, and Michela, 22.





## LLOYD PIERCE

### PLAYER DEVELOPMENT COACH

Lloyd Pierce enters his second season with the Grizzlies, bringing 16 years of professional and collegiate basketball experience to the organization. Pierce came to Memphis after spending the 2010-11 season as an assistant coach for the Golden State Warriors.

Prior to his stint with Golden State, Pierce served as player development coordinator for three seasons with the Cleveland Cavaliers (2007-10).

As a player, Pierce played four seasons internationally in Mexico, Australia, Germany and Turkey before returning to his alma mater, Santa Clara University, as an assistant coach under head coach Dick Davey.

The San Jose, Calif. native played four seasons at Santa Clara, teaming with two-time NBA MVP Steve Nash and leading the Broncos to consecutive NCAA Tournament berths in 1995 and 1996 before graduating with a degree in business management.



## DREW GRAHAM

### HEAD ATHLETIC TRAINER

Drew Graham enters his 13th NBA season, his seventh as the head athletic trainer for the Memphis Grizzlies. Graham oversees the prevention and rehabilitation of all athletic injuries and works closely with the team's doctors.

Graham joined the Grizzlies in 2006 after serving the previous six seasons as an assistant athletic trainer/strength and conditioning coach with the New Jersey Nets (2000-06). In addition to his athletic training duties with the Nets, he also assisted with off-season workouts and conditioning as well as in-season physicals, rehabilitation and the nutritional needs of players.

Prior to joining the NBA, Graham served three years (1997-2000) as the director of athletic training at Disney's Wide World of Sports Complex, working with USA Basketball, National Football League camps and a variety of other sports. He began his professional career in 1994 as an athletic trainer for the NFL's Cincinnati Bengals following four seasons at The Ohio State University, where he served as an athletic trainer for men's hockey (1994-1995), football (1993-1994) and baseball (1992-1994).

Graham earned his Bachelor of Science degree in Secondary Health Education with an emphasis in Athletic Training from Ohio State in 1996 and his Master of Science degree in Human Movement from the Arizona School of Health Sciences-A.T. Still University in 2009. He is a Certified Athletic Trainer, Strength and Conditioning Specialist, Performance Enhancement Specialist and Corrective Exercise Specialist.

Graham and his wife, Susan, have two sons, Andrew and Nicholas.



# FRONT OFFICE



## KELLY LAMBERT

### STRENGTH AND CONDITIONING COACH

Kelly Lambert enters his third season with the Grizzlies after joining the team during the 2010 preseason. As the strength and conditioning coach, Lambert supervises the off-court conditioning of players in an effort to enhance their performance through exercises in flexibility, strength, explosiveness, speed and power.

This past August, Lambert was one of two NBA strength coaches selected to travel to China to provide a strength and conditioning clinic for the Chinese Basketball Association.

Prior to joining the Grizzlies, Lambert occupied several roles with the University of Arkansas over the past decade, serving as the school's second full-time strength and conditioning coach from 2003-10. He assisted with the Razorbacks football team until January 2008 and also worked with golf, baseball, tennis and track. Under his tutelage, student-athletes at the university broke 15 of 20 all-time school records in lifting, agility and explosiveness tests. Lambert served as the program's graduate assistant from 2001-03 after beginning his career as a volunteer in 2000.

In nine years at Arkansas, Lambert trained a number of athletes at the collegiate and professional levels. Athletes trained by Lambert include six-time NBA All-Star Joe Johnson of the Brooklyn Nets, Oakland Raiders running back and two-time Heisman Trophy runner-up Darren McFadden, Dallas Cowboys running back Felix Jones and New York Knicks swingman Ronnie Brewer, along with three-time Pro Bowl offensive lineman Shawn Andrews, former NFL cornerback Ahmad Carroll, former NFL wide receiver Matt Jones and former NBA guard Sonny Weems.

Lambert has also trained United States Olympic sprinters Tyson Gay and Wallace Spearmon, both of whom captured gold medals at the 2007 Osaka World Championships, and Jamaica's Veronica Campbell-Brown, a three-time Olympic gold medalist and the reigning Olympic 200-meter champion.

The Hampton, Ark. native earned a bachelor's degree in kinesiology with an emphasis in athletic training at Central Arkansas before earning his master's degree in sports management from the University of Arkansas in 2003.



## JIM SCHOLLER

### ASSISTANT ATHLETIC TRAINER/ASSISTANT STRENGTH AND CONDITIONING COACH

Jim Scholler enters his fifth season as the Grizzlies assistant athletic trainer and assistant strength and conditioning coach.

Before joining the Grizzlies, Scholler spent nine of the previous 10 years as an athletic trainer for the University of North Florida, including the final four as the head athletic trainer, where he oversaw administration and supervision of all athletic training services provided to UNF student-athletes.

Scholler provided care for baseball and men's soccer as a UNF graduate assistant from 1998-01 before covering men's basketball, volleyball, men's and women's tennis, cheerleading and dance teams as assistant athletic trainer from 2001-03.

Scholler was the athletic trainer for the Greek National Baseball team which competed in the European Baseball Championships in 2003 and 2005. He also spent one season (2003-04) as the assistant athletic trainer at Notre Dame, where he oversaw the health care of the men's and women's cross country and men's lacrosse teams.

The Grand Haven, Mich. native is a Certified Athletic Trainer, Licensed Athletic Trainer in the State of Tennessee, a Performance Enhancement Specialist and Correct Exercise Specialist.

Scholler earned his bachelor's degree in movement science from the University of Michigan in 1998 and his master's degree in healthcare administration from UNF in 2001. He is married to wife Jennifer.



## CHANTAL HASSARD

### DIRECTOR, TEAM SERVICES

Chantal Hassard enters her 18th season with the Grizzlies organization and eighth as director of team services. An original member of the Grizzlies basketball operations department, Hassard has worked closely with each head coach since the Grizzlies' inaugural season in 1995 in Vancouver.

In her current role, Hassard is responsible for managing the services and programs provided to coaches, players and their families. She also ensures team-related activities are arranged and works directly with the coaching staff, organizing schedules and maintaining on- and off-court community initiatives. Prior to

joining the Grizzlies, Hassard began her sports career in 1993 as the team operations assistant for the National Hockey League's Vancouver Canucks.

Along with Angie Hollins and Debby Wallace, Hassard also helped to create the Lady Bears, a charitable group of the Memphis Grizzlies whose members are comprised of the women who play a significant role in the lives of Grizzlies players, coaches and basketball operations staff.

Hassard also commits her time to Volunteer Mid-South, the Mid-South Greyhound Adoption Option and the National Marrow Donor Program.



## JASON MARCH

### DIRECTOR, BASKETBALL INFORMATION AND TECHNOLOGIES

Jason March enters his sixth season with the Grizzlies and his first as director of basketball information and technologies.

March's responsibilities include working closely with the coaching staff preparing scouting videos and game plans for each opponent. He also works extensively preparing a library of game action clips in preparation for the annual NBA Draft.

Before joining the Grizzlies, March spent two seasons as the assistant video coordinator with the Phoenix Suns where he was part of a team that advanced to the 2006 Western Conference Finals. He also spent two seasons as head video coordinator with the Phoenix Mercury where he was part of the WNBA Championship team in 2007.

A graduate of Florida State University, Jason earned his bachelor's degree in education with a specialization in sports management. While in Tallahassee, he assisted the basketball and football programs.

Originally from Frostproof, Fla., Jason and his wife, Barkley, reside in Olive Branch and have two children, Oakley and Easton.



Julie Dawson  
Executive Assistant,  
Basketball Operations



Vince Ford  
Assistant Equipment Manager



Kevin Yeiser  
Basketball Information Assistant



Steve Jones  
Assistant, Basketball Information  
and Technology



Charles Sweeney  
Equipment Manager



## GREG CAMPBELL

### PRESIDENT, BUSINESS OPERATIONS

Entering his ninth season with the Memphis Grizzlies and his fifth as the president of business operations, Greg Campbell oversees all aspects of the Grizzlies' business operations, including arena operations, broadcasting, community investment, corporate partnership, finance, human resources, marketing and ticket sales and service.

With an extensive financial background, Campbell also actively works with Grizzlies General Manager and Vice President of Basketball Operations Chris Wallace on players' contracts, salary cap calculation, player acquisition and player insurance.

Before being promoted to his current role on May 15, 2008, Campbell spent four years as the team's vice president of finance, where he was responsible for the overall financial reporting of the organization and the corporate planning process to the ownership group.

Campbell's 23 years of experience in the sports industry (14 in the NBA) span a wide range of duties and professional leagues including the National Hockey League (NHL), Arena Football League (AFL), Canadian Football League (CFL) and XFL (WWE). Notably, he served as the controller for the Los Angeles Clippers from 1989-91 and as director of special projects and new arena development during the 1994-95 season, where he was instrumental in the negotiation of leases for the LA Sports Arena.

Campbell's résumé includes stops with the NHL's Los Angeles Kings (1989-90), the CFL's Toronto Argonauts (1991-94) and the AFL's Los Angeles Avengers (2001-04), dealing with Anschutz Entertainment Group (AEG) and STAPLES Center on a day-to-day basis regarding all finance and team operations. He has also served as the vice president of administration and chief financial officer for Champion Air (1995-98) as well as director of finance for the XFL Champion Los Angeles Xtreme (2000-01).

Campbell continues to ensure that the Grizzlies organization is committed to building strong bonds in the Mid-South community. During his tenure with the Grizzlies, Campbell has helped to establish and foster significant relationships with Memphis Athletic Ministries, St. Jude Children's Research Hospital, Memphis Boys and Girls Club, Bridges, Stax and Soulsville, USA.

On the business side, Campbell has negotiated venue deals with concert and entertainment leaders AEG Facilities and Live Nation to help secure relationships to bring exciting performers and events to Memphis. He was also integral in the implementation of the Grizzlies' MVP Season Ticket program, which offers special rewards and benefits to Season Ticket Holders.

The Samia, Ontario, Canada native graduated from Laurentian University in Sudbury, Ontario in 1984 with a bachelor's of commerce degree specialized in sports administration. Campbell has served on the Board of Directors for the Memphis Food Bank since 2007 and the Greater Memphis Chamber since 2008.



## MIKE HUMES

### CHIEF REVENUE OFFICER FOR HOOPS L.P.

Entering his third season as Chief Revenue Officer with the Memphis Grizzlies, Mike Humes brings with him over 20 years of experience in the professional sport industry.

With a background that includes time spent in the NBA, NHL, WNBA, K2 Sports and the AHL, Humes has worked to develop new inventory and platforms to increase both ticket and sponsorship sales.

Prior to joining the Grizzlies, Humes served as the Chief Operating Officer for the Chicago Fire of Major League Soccer, helping the team establish new high water marks in ticket sales and overall revenue and also spent time at K2 Sports as Vice President of Global Marketing, where he helped drive annual revenue of over \$300 million for the company's 16 outdoor sports brands in over 60 countries.

Humes' experience also includes time spent in business leadership positions with the Seattle Supersonics, the WNBA's Washington Mystics and Seattle Storm and the NHL's Washington Capitals, Columbus Blue Jackets, the NHL league office and the NHL's AAA development league, the American Hockey League.

Mike is native of Fredericton, New Brunswick, Canada where he attended St. Thomas University earning a Bachelor's Degree in Economics and Business then going on to earn a Masters in Sport Administration in Montreal at Concordia University. He is a member of the National Development Council at the Clark School for the Deaf in Northampton, Mass., sits as a Board Member for the Hockey Canada Foundation and recently became an Executive Advisory Board Member at the Folgerman College of Business and Economics at the University of Memphis. He and his wife, Jane, are the parents of two children, daughter Allie and son Scott.





## RANDY STEPHENS

### SENIOR VICE PRESIDENT, BROADCAST

Randy Stephens is entering his 18th season with the Grizzlies organization, having joined the expansion Vancouver Grizzlies back in 1995 as producer of the team's television broadcasts.

Stephens is responsible for negotiating the Grizzlies' broadcast partnerships for both television and radio, as well as developing new streams of broadcast-related revenue. He also oversees audio and video production for broadcast, in-arena and the internet, while continuing to work hands-on as producer of Grizzlies telecasts.

Before joining the Grizzlies, Stephens spent seven years at a television station in Vancouver, where he worked as a sportswriter, producer and reporter. He has also produced broadcasts for NHL hockey, track and field and lacrosse.

Stephens graduated from the broadcast journalism program at the British Columbia Institute of Technology. He and his wife, Tracey, live in Collierville with their three sons, Mitch, Brett and Aaron.



## CHAD BOLEN

### VICE PRESIDENT, CORPORATE SALES AND SERVICE

A 23-year veteran of the sports industry, Chad Bolen oversees corporate sales and sponsorship initiatives, including broadcast and internet advertising sales for the Grizzlies and FedExForum. Entering his 12th season with the Grizzlies, Bolen develops marketing programs that incorporate Grizzlies television, radio, arena signage, print media and customized promotions for local, regional and national companies.

A graduate of West Virginia University, Bolen began his career in Double-A baseball selling outfield billboards, program advertising and group tickets. He progressed through the minor leagues to become

sports marketing director for the NFL's Baltimore Ravens Radio Network in 1996.

Prior to his 2001 arrival in Memphis, he served as director of team and venue services for SFX Sports Group, representing teams and venues in their efforts to attract corporate sponsors and venue naming rights partners.

Bolen and his wife, Tammy, have two children, Sydney and Jimmy. The Bolens are founders of Mid-South Adaptive Sports and Recreation, a non-profit organization serving the needs of physically challenged children.



## ERIC GRANGER

### VICE PRESIDENT, ARENA OPERATIONS AND ENTERTAINMENT

Eric Granger enters his third year as vice president of arena operations and entertainment for Hoops, LP where he supervises and directs the event booking, facility operations, guest services and facility contractors at FedExForum. Granger also serves as a liaison with key client contacts and community leaders.

Over a 15-year career with SMG, Granger gained experience in event production, ticketing, arena marketing and guest services. Before joining the Grizzlies, he spent five years as general manager of the Nationwide Arena in Columbus, Ohio, home to the National Hockey League's Columbus Blue Jackets.

Granger returned to Memphis in 2010 after previously serving as director of event services for the Pyramid Arena and Memphis Cook Convention Center from 2001-05. During that time, Granger facilitated the opening of the Cannon Center for the Performing Arts and also planned and coordinated the 2002 Mike Tyson-Lennox Lewis Heavyweight Championship bout.

Prior to his first stint in Memphis, Granger helped oversee the opening of the Nationwide Arena in 2000. He has also worked for the Greater Columbus Convention Center in Columbus, Ohio and for the Mobile Civic Center, Civic Center Theatre and the Mobile Convention Center in Mobile, Ala.

Active with multiple community committees and organizations, Granger is a member of the International Association of Assembly Managers (IAAM) and the International Entertainment Buyers Association (IEBA).

A native of Mobile, Granger holds a bachelor's degree in political science from the University of South Alabama.



# FRONT OFFICE



## SCOTT HERRING

### VICE PRESIDENT, FINANCE

Scott Herring enters his first season with the Grizzlies as Vice President of Finance. Herring oversees all activities in the finance department and leads the team's efforts in strategic planning, financial reporting, cash forecasting and assists in basketball operations.

Prior to joining the Grizzlies, Herring served as Associate Athletic Director/Chief Financial Officer at the University of North Dakota's athletic department, where he oversaw all financial operations of athletics, including budget preparation and monitoring, financial projections and analysis, internal and external financial reporting and fiscal policy development and implementation.

Herring re-enters the NBA after spending 20 years with the Orlando Magic (1988-2008), where he last served as vice president of basketball administration. In this role, Herring was responsible for all day-to-day business and financial matters within basketball operations, as well as the club's salary cap and player contract issues. He also was involved in the formation of the WNBA's Orlando Miracle and the IHL's Orlando Solar Bears.

He joined the Magic as a controller in 1988, one year before the team began play as an NBA expansion franchise, and was elevated to Director of Finance in 1994, Senior Director of Finance, IT and Administration in 1997. He was named Vice President of Basketball Operations in 1999.

In addition to his experience on the professional and collegiate level, Herring previously worked as a CPA in public practice.

Herring is a graduate of Grove City (Pa.) College.



## DENNIS O'CONNOR

### VICE PRESIDENT, TICKET SALES AND SERVICE

Dennis O'Connor is entering his 12th season with the Grizzlies. He is responsible for overseeing the day-to-day operations of the ticket sales and service department including all season, power pack, group, suite and premium tickets.

Originally from Connecticut, O'Connor began his career in sports selling minor league hockey tickets in Richmond, Va. in 1993. From there, he went to minor league baseball as group sales manager and then director of ticket operations for the Rancho Cucamonga Quakes in the California League. Prior to joining the Grizzlies, he was vice president of ticket sales and marketing for the Utah Grizzlies of the American Hockey League (AHL).

A graduate of the University of Richmond with an undergraduate degree in Economics and a Masters in Sports Management, O'Connor resides in Cordova with his wife Erin, step-daughter Madison and daughter Kylie.



## GARTH WEBSTER

### VICE PRESIDENT, TICKET OPERATIONS

Garth Webster begins his 12th season with the Grizzlies and is responsible for the operational end of the ticket sales and service department.

Prior to joining the Grizzlies in July 2001, Webster spent four years with SMG and LMI, the private management companies who operated The Pyramid, where he was employed as The Pyramid box office manager. Webster served as venue manager for the Atlanta Committee for the Olympic Games from 1994-96, overseeing all operational functions at Miami's Orange Bowl, satellite site for Olympic football.

Prior to his Olympic employment, Webster oversaw all ticket operations for the Lipton Championships (NASDAQ 100 Open) in Key Biscayne, Fla. from 1989-94. Webster was also employed as a consultant by the Sydney Olympic Organizing Committee where he managed ticket operations at Darling Harbour, site of the 2000 Olympic boxing, weightlifting, fencing, judo and wrestling.

Born and raised in Miami, Webster and his wife Yvette have three children, Emily, Sarah and Garth III. He is a graduate of St. Thomas University in Miami.



## GRIZZ

Now in his 18th season, Grizz, the mascot of the Memphis Grizzlies, has remained a furry fan favorite among members of Grizz Nation, so much so that he was named the 2011 NBA Mascot of the Year as voted by his peers. Born in Vancouver, Canada in 1995, Grizz can always be relied upon to electrify audiences with dramatic dunks and signature shenanigans.

In celebration of the Grizzlies' historic 10th season in Memphis in 2010-11, Grizz re-introduced his equally popular alter-ego Super Grizz as a nod to the organization's first seasons in the Bluff City. Donning an updated mask and cape, Super Grizz encouraged fans to Believe as the team earned its first postseason berth since 2006 and advanced to the Western Conference Semifinals in thrilling fashion.

Memphis has proven to be the perfect natural habitat for Grizz, who stars in schools throughout the Mid-South as part of a variety of community initiatives. When not rallying fans at FedExForum or making appearances around town, Grizz is often found at St. Jude encouraging children in their battle against cancer, an issue near to Grizz's heart after his own defeat of the disease in 2008. If you would like Grizz to make an appearance at your special event please contact us at 901.205.1416.



## GRIZZ GIRLS

The Grizzlies players aren't the only athletes on the court at FedExForum. With their fast-paced dance moves and exciting routines, the Grizz Girls rock FedExForum at every home game. Throughout the season, these dancers entertain arena audiences with high-energy dance routines that keep the crowd excited during timeouts, between quarters and selected halftime intermissions.

Away from the arena, the Grizz Girls add a special touch to the Grizzlies community and around the world. The Grizz Girls have taken their act international in the past two offseasons, spreading the excitement of the NBA to Hong Kong as part of NBA Madness 2011, China and Taiwan as part of NBA Madness 2012 and Mexico as part of the 2012 NBA Rafaga Experience. With their infectious personalities and athletic ability, the Grizz Girls also share their love of dance throughout the community with their dance clinics for kids and their weekly adult dance classes.

From the Blues to Rock to Hip Hop, the Grizz Girls dazzle crowds with exciting routines to a variety of music. Under the direction of choreographer Tamara Moore, they continue to keep fans guessing what they will tackle next. To have the Grizz Girls at your upcoming event or party or more information on clinics and classes, call 901.205.1411 or visit grizzlies.com for more information.





**LIVE. LOCAL. ONLINE.  
ON YOUR PHONE.**



**MIKE AND MIKE IN THE MORNING**  
6AM TO 10 AM



**THE CHRIS VERNON SHOW**  
11AM TO 2PM



**THE ERIC HASSELTINE SHOW**  
2PM TO 4PM



**THE GARY PARRISH SHOW**  
4PM TO 6PM

**RADIO HOME OF THE MEMPHIS GRIZZLIES**

**WWW.929ESPN.COM**



**FOLLOW US @929ESPN**



# MEDIA



MEDIA



## MEDIA GUIDELINES

The Memphis Grizzlies would like to welcome you to the 2012-13 season. Coming off the most successful regular season in franchise history, the team would like to thank the media for its continued coverage and support. In an effort to provide the utmost service and a professional atmosphere, the Grizzlies communications department has compiled the following list of guidelines to help you with your coverage during the season:

### Credentials

Individual single-game credentials can be secured by contacting a member of the Grizzlies communications staff (Ross Wooden at [rwooden@grizzlies.com](mailto:rwooden@grizzlies.com) OR Jason Wallace at [jwallace@grizzlies.com](mailto:jwallace@grizzlies.com)). Valid credentials will allow access to FedExForum, press row, auxiliary media seating, the Don Poir Media Suite and both locker rooms. Credentials are issued to working press only and at the full discretion of the communications director. To reserve seating, media members must notify the Grizzlies communications department at least two weeks in advance. Single-game credentials may be picked up at the FedExForum media entrance on the Southeast corner of Fourth Street and Dr. Martin Luther King Jr. Avenue beginning three hours prior to tip-off. Season and single-game credentials must be visibly worn at all times and, in all cases, are non-transferable. Any unauthorized use will subject the bearer to ejection from FedExForum and forfeiture of the credential, including but not limited to obtaining autographs.

Credentials for working media are issued based on the following criteria: 1) Local newspapers, newspapers from the opponent's area and national publications; 2) Local radio and television sports department personnel considered reporting; 3) Other daily newspapers, radio and television sports department personnel which are deemed to regularly cover the Memphis Grizzlies; 4) Other weekly and monthly publications that regularly cover the Memphis Grizzlies; 5) Website reporters and bloggers that are previously approved by the NBA communications department; and 6) Professional scouts.

Photography requests must be submitted by the photo editor. Freelance writers and photographers will only be credentialed if the publication hiring them submits the credential request. Hard copies of the publication may be requested for verification. Your cooperation is appreciated.

### Parking

Media parking is available by contacting the Grizzlies communications department up until 5 p.m. the day before a game. Media parking will be available in the FedExForum surface lot located on Dr. MLK Jr. Avenue between Third and Fourth Streets (across from the Toyota Parking Garage).

### Media Workroom

The media workroom is open three hours prior to each game and is located in the Don Poir Media Suite on the Southeast side of FedExForum. Admittance/space is limited to working media members with credentials only. Television monitors, telephones, workspace and complimentary photocopy and fax services are provided. Game notes, news releases and a limited number of media guide and game programs will also be available in the media work room during the course of the game. The media work room will also be available for use during all practices at FedExForum. Family members and guests of media members will not be permitted (no exceptions).

### Locker Rooms

In accordance with NBA policy, both locker rooms will be open 90 minutes prior to tip-off for a 45-minute period and will reopen after the game following a 10-minute cooling-off period. Only those individuals with prominently-displayed, valid credentials will gain admittance. Personal cameras and camera phones are not permitted in the locker rooms, as still photography is not allowed. Seeking autographs or souvenir items from players or coaches is strictly prohibited and subject to forfeiture of credential.

### Services

Game notes and statistics will be available in the media work room three hours prior to tip-off. Quarterly, halftime and final box scores, play-by-play sheets and postgame quotes and notes will be delivered to all working media as quickly as possible.

Media members requiring long-distance telephone service, high-speed internet access and/or wireless internet access are advised to contact the Grizzlies communications department. Visiting media will have telephone access along press row and in the media work room, but must also contact the Grizzlies communications department to arrange high-speed, analog and/or wireless internet access both courtside and in the media work room.

Food services are available for \$5 for all working media beginning approximately three hours prior to game time. The dining area is located in the Media Dining Room in the Don Poir Media Suite on the Southeast side of FedExForum. Refreshments and snacks will be made available in the media dining room at halftime and postgame.

### International Media Policy

International media interested in covering NBA regular-season games must submit a written request to the NBA league office via the NBA international communications (Rachel Walsh at [rwalsh@nba.com](mailto:rwalsh@nba.com)). All credential requests must be received at least three business days prior to the first game requested. Photo identification will be required when picking up confirmed credentials at the media entrance.

### Practices/Shootarounds

Grizzlies practices and shootarounds are held at either the Coventry Healthcare Practice Facility or the main court at FedExForum. Practices are closed, with the last 30 minutes open to the media. All shootarounds are closed to the media; media availability is provided afterward. Please contact the Grizzlies communications department (Ross Wooden at 901.205.1607 OR Jason Wallace at 901.205.1409) to confirm practice and shootaround times, sites and player/staff availability.

### Photographers/Camera Operators

Baseline photographer positions are assigned by the Grizzlies communications department for both still photographers and television cameras. Per NBA policy, remote cameras, tripods and hard-back chairs are not permitted. All cameras must have a rubber shade lens cover. All television stations have access to the direct in-house feed by contacting the Grizzlies communications department.



## JASON WALLACE

### DIRECTOR, COMMUNICATIONS AND PUBLICATIONS

Jason Wallace enters his second season as the director of communications and publications for the Memphis Grizzlies.

Wallace is responsible for the day-to-day operations of the Communications and Publications Department as it supports basketball operations, business operations and FedExForum. He serves as the primary media contact for local, national and international media and team interview requests. He is responsible for managing media operations, strategic communications, press releases and coordinating interviews with players, coaches and front office personnel while also overseeing the editorial content and production of all team-produced publications.

Wallace has previous experience in the NBA communications field with the San Antonio Spurs and Orlando Magic, where he spent eight combined seasons. Prior to working in the NBA, he completed internships with the Rhein Fire of NFL Europe, the Houston Texans, Richmond Braves and the PGA TOUR.

A graduate of the University of Florida, Wallace earned a bachelor's degree in exercise and sport sciences with a specialization in sport management. While in Gainesville, he volunteered extensively with Florida's sports information department.

Originally from Richmond, Va., Wallace and his wife, Katie, reside on Mud Island in Downtown Memphis.



## ROSS WOODEN

### COORDINATOR, BASKETBALL COMMUNICATIONS AND PUBLICATIONS

Ross Wooden enters his sixth NBA season as the coordinator of basketball communications and publications for the Memphis Grizzlies.

Wooden manages media services for the Grizzlies on team matters, collaborating with players, coaches and members of the basketball operations staff to effectively promote the organization. He serves as the writer and editor of the annual Grizzlies media guide and game notes, produces press releases and statistical analysis, and handles the full-season and game-by-game media accreditation process.

Among his other duties, Wooden assists in facilitating local, national and international interview requests, news conferences and strategic planning for major events such as team media day.

Born in Springfield, Ill., Wooden graduated from Mississippi State University with a degree in journalism. During his final year at Mississippi State, he was the men's basketball head sportswriter for The Reflector while regularly commuting to Memphis to as a game-night intern for the Grizzlies.

A distant relative of legendary UCLA head coach John Wooden, Wooden has lived in Memphis for over 20 years and currently resides on Mud Island in Downtown Memphis.



## TOIAYA CRAWFORD

### COORDINATOR, CORPORATE COMMUNICATIONS

Toiaya Crawford enters her first NBA season as the coordinator of corporate communications for the Memphis Grizzlies. Crawford serves as the media contact for all Grizzlies and FedExForum business operations including, community investment initiatives, charitable foundation efforts, off-the-court basketball stories and arena events.

Prior to joining the Grizzlies she interned with the Tampa Bay Lightning in event marketing and communications and volunteered with the Ryan Nece Foundation.

The Bradenton/Sarasota, Fla. native earned a bachelor's degree in psychology at University of South Florida before earning her master's degree in sports management from the United States Sports Academy.



## PETE PRANICA

### TELEVISION PLAY-BY-PLAY ANNOUNCER

Pete Pranica enters his 20th NBA season and ninth in Memphis, providing the play-by-play call for the Emmy award-winning Grizzlies telecasts on SportSouth.

He originally joined the team as its radio announcer for the 2004-05 season and assumed the television duties upon the untimely death of the original "Voice of the Grizzlies," Don Poier, in January of 2005.

Pranica started in the NBA with the Detroit Pistons in 1990, doing radio play-by-play for select games before joining the Portland Trail Blazers in 1998. There he served as a studio host and sideline reporter

for one season before taking on the television duties alongside longtime NBA analyst Steve "Snapper" Jones. The duo earned a pair of regional Emmy nominations for their work together.

He was part of NBC's Emmy-winning coverage of the 2004 and 2008 Olympics, calling team handball, judo, weightlifting and fencing. Since arriving in Memphis, Pranica has also called select Memphis Redbirds (AAA) games in addition to Memphis Tigers basketball, the Southern Heritage Classic football game and SEC basketball, volleyball and soccer.

A 1986 graduate of Notre Dame, Pranica also counts Seattle Seahawks pre-season games, WNBA basketball, and Notre Dame football, basketball, baseball, hockey and soccer among his play-by-play credits.

Pranica is a devotee of aviation and spaceflight, maintaining an extensive library of books and videos on those subjects, and has written "Spaceflight Updates" for Discovery. He is on the board of the Memphis Grizzlies Charitable Foundation and the "Making It Happen"/Tuohy Family Foundation and also lends his support to St. Jude Children's Research Hospital and its "Hoops for St. Jude" program as well as to the WKNO Stations.



## SEAN TUOHY

### TELEVISION ANALYST

Adding color commentary to Grizzlies broadcasts is a perfect fit for former standout Ole Miss point guard Sean Tuohy, who enters his 12th season as a color commentator for the Memphis Grizzlies, his sixth on television broadcasts.

As a player at Ole Miss, Tuohy finished his four-year Rebel career (1978-82) as the SEC and school all-time leader in assists (830), led the Rebels to their only SEC title in school history by winning the 1981 SEC Tournament Championship and guided the team to its first NCAA Tournament appearance the same year. The 1998 Ole Miss Sports Hall of Fame inductee became the first four-year Rebel player to graduate with a winning record (62-55).

Drafted by the New Jersey Nets in the 1982 NBA Draft, the New Orleans native opted to continue his career overseas before returning to the Mid-South to lead another team, this time in the fast food industry. As a co-founder of RGT Management Inc., Tuohy currently oversees the day-to-day administration of the current system's 93 restaurants, which include Taco Bell, Pizza Hut, KFC and Long John Silver's franchises.

Prior to joining the Grizzlies broadcast booth, Tuohy spent seven seasons as a radio analyst for Ole Miss broadcasts as well as national broadcasts for Westwood One and CBS Radio.

Tuohy has been married to his college cheerleader sweetheart, the former Leigh Anne Roberts, for 30 years, and they are the proud parents of daughter Collins (26) and sons Michael Oher (26) and Sean, Jr. (19), who plays basketball at Loyola (Md.).

The life and childhood of Oher, now a standout offensive tackle for the Baltimore Ravens, was the subject of the 2006 New York Times best seller *The Blind Side: Evolution of a Game* by Michael Lewis.

The book was adapted into the 2009 film *The Blind Side*, which earned numerous accolades, including an Academy Award nomination for Best Picture. Starring Sandra Bullock, who won the Academy Award for Best Actress for her portrayal of Leigh Anne, and Tim McGraw as Sean, the film grossed over \$250 million domestically, making it the highest-grossing sports drama of all-time.





## BREVIN KNIGHT

### TELEVISION ANALYST

Former Memphis Grizzlies guard Brevin Knight enters his third season as an analyst for the Grizzlies' television broadcast, splitting time with Sean Tuohy as a color commentator alongside Pete Pranic.

Knight debuted in the broadcast booth with the Charlotte Bobcats, working as a radio analyst for Bobcats home games, and served an NBA TV correspondent during the 2006 NBA Playoffs.

Drafted in the first round (16th overall) of the 1997 NBA Draft by the Cleveland Cavaliers, Knight holds career averages of 7.3 points and 6.1 assists in 729 games over 12 seasons (2007-09) for Cleveland, Atlanta, Memphis, Phoenix, Washington, Milwaukee, Charlotte, the Los Angeles Clippers and Utah. After being acquired from the Atlanta Hawks, Knight averaged 5.4 points and 5.0 assists in 108 games during the Grizzlies' first two seasons in Memphis (2001-03). Prior to his NBA career, the East Orange, N.J. native enjoyed four seasons at Stanford University, where he was named First Team All-American as a senior.

Knight and his wife, Deena, have two daughters, Brenna and Kayla, and one son, Donevin.



## ROB FISCHER

### SIDELINE REPORTER

A well-known sports personality in the Mid-South, Rob Fischer enters his sixth season as the Grizzlies television sideline reporter.

Fischer hosts "Fish 'N Stats" on Sports 56 WHBQ (560 AM / 87.7 FM) from 3-6 p.m. weekdays with Brett Norsworthy. After moving to Memphis in 2002, he was the color television analyst for the University of Memphis Tigers football games on ABC 24/UPN 30 for three seasons (2003-05).

Fischer began his radio career in 1992 in St. Louis hosting a daily talk show, St. Louis Rams pre- and post-game shows and a weekly football show with former Rams wide receiver Jack Snow. After moving to Las Vegas in 1995, he worked for National Radio on SportsFan Radio Network, hosting a nightly, six-hour call-in show, a weekly hockey program with NHL Hall of Famer Phil Esposito and a weekly, game-day program with former NFL quarterback Sean Salisbury.

Throughout his broadcasting career, Fischer has covered major sporting events such as the Super Bowl, the Kentucky Derby, the Breeder's Cup, the Indianapolis 500, the NCAA men's basketball Final Four, the Summer Olympics, NBA training camp, NFL training camp and MLB spring training.

The St. Louis native was named Missouri's National Sportscasters and Sportswriters Association Sportscaster of the Year in 2000. He is married to wife Dipti and has a newborn daughter, Keegan.



## ERIC HASSELTINE

### RADIO PLAY-BY-PLAY ANNOUNCER

Eric Hasseltine returns for his 12th season with the Grizzlies, his eighth as the radio play-by-play voice of the team.

Teaming with color analysts Hank McDowell and Elliot Perry to provide commentary for all Grizzlies preseason, regular season and postseason games, Hasseltine also hosts "The Eric Hasseltine Show" weekdays from 2-4 p.m. on the Grizzlies' flagship radio station WMFS (ESPN 92.9 FM / 680 AM).

First joining the team upon its arrival in Memphis, Hasseltine served four seasons as the team's radio pre-game, halftime and post-game host prior to his current role.

His broadcasting credits include working for the flagship station of the Sacramento Kings as a reporter and host of a weekly NBA show, doing play-by-play for both football and basketball at UC Davis in California, as well as covering the NFL's Oakland Raiders for three seasons.

The Walnut Creek, Calif. native graduated from UC Davis in 1996. He has a daughter, Kate, and son, Austen.



## HANK McDOWELL

### RADIO ANALYST

Memphis native and former Memphis State basketball player Hank McDowell enters his seventh season with the Grizzlies' radio broadcast team as an analyst, sharing duties with fellow former NBA player and Memphis State alum Elliot Perry.

A 1981 graduate of Memphis State, he was the 1980 and 1981 MVP of the Tigers' men's basketball teams before being drafted in the fifth round of the 1981 NBA Draft by the Golden State Warriors. McDowell spent six seasons in the NBA (1981-87), averaging 2.9 points and 2.3 rebounds in 206 games

for Golden State, Portland, San Diego, Houston and Milwaukee. He also played overseas in Italy and Spain.

Following his playing career, McDowell launched Memphis-based McDowell Marketing, a local business specializing in corporate apparel and promotional products.

McDowell also served as the radio analyst for the University of Memphis men's basketball team for eight seasons and is currently their television analyst.

McDowell and his wife Carol have two sons, Patrick and Jake.



## GRIZZLIES.COM OFFICIAL WEBSITE OF THE MEMPHIS GRIZZLIES

Stay connected to your home team with grizzlies.com – the official website of the Memphis Grizzlies. From buying tickets, breaking news and behind-the-scenes features to community activities, live chats, photos and video highlights, grizzlies.com offers something for everyone.

### Grizzlies E-News

Receive free updates and special offers from your Memphis Grizzlies by signing up for Grizzlies E-News. Get the latest team information delivered right to your inbox each week. Visit grizzlies.com for more information.

### Grizzlies Fan Boards

Share your thoughts and opinions about the team's progress and improvements with fellow fans from around the globe by joining our online community. Get on the Fan Boards and connect with the Grizz Nation! ¿Se habla Español? Our Spanish speaking fans can discuss the progress of 2012 NBA All-Star Marc Gasol en Español. Plus, join fans in El Foro del Equipo on the Boards.

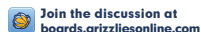
### Game Action

Visit grizzlies.com during Grizzlies games for live breaking news and more. Follow the game action live with grizzlies.com TV Companion. Video highlights, updated scores, stats, and play-by-play information are available for every game.

## FEDExFORUM.COM

Looking for the latest information about FedExForum, the Mid-South's most luxurious sports and entertainment venue? Visit fedexforum.com, where you can find everything from the event calendar to parking information, photos and our A-to-Z Visitor Guide. Fans can purchase tickets to FedExForum events and sign up to receive FedExForum Event Alert e-mails for the latest show information and subscriber presale opportunities. Fans attending a Grizzlies game can get an early view from their seats with Seats in 3D, which shows realistic views of the floor surface from every section of the arena. Visit fedexforum.com to learn more about Memphis' most exciting entertainment venue located in the heart of downtown on historic Beale Street.

Join us.





## TELEVISION STATIONS

### **WREG (CBS 3)**

803 Channel 3 Dr.  
Memphis, TN 38103  
Main: (901) 543-2111  
Fax: (901) 543-2167  
Sports Director: Glenn Carver (901) 543-2117  
Sports Anchors/Reporters: Mike Ceide (901) 543-2118,  
Teyah Townsend (901) 543-2131

### **WMC (NBC 5)**

1960 Union Ave.  
Memphis, TN 38104  
Main: (901) 726-0555  
Fax: (901) 278-7633  
Sports Director: Jarvis Greer (901) 726-0568  
Sports Anchor/Reporter: Carrie Anderson (901) 726-0578  
Sports Reporters/Photographers: Sam Korotkin (901) 726-0416,  
Ben Rainwater (901) 726-0416

### **WHBQ (FOX 13)**

485 South Highland St.  
Memphis, TN 38111  
Main: (901) 320-1313  
Fax: (901) 320-1366  
Sports Director: Matt Stark (901) 320-1347  
Sport Anchor/Reporter: Marcus Hunter (901) 320-1340

### **WPTY (ABC 24) / WLMT (Channel 30)**

2701 Union Ext.  
Memphis, TN 38112  
Main: (901) 321-2430  
Fax: (901) 452-1820  
Sports Director/Manager: Jamie Griffin (901) 321-7527  
Sports Anchor/Reporter: Corey Maclin (901) 321-7613  
Weekend Anchor/Reporter: Kathy Morris (901) 321-7615

### **FS Tennessee/SportSouth**

1175 Peachtree St. NE  
100 Colony Square, Suite 200  
Atlanta, GA 30361  
Main: (404) 230-7300

## RADIO STATIONS

### **Flagship Station:**

**WMFS (ESPN 92.9 FM / 680 AM)**  
1835 Moriah Woods Blvd., Building #1  
Memphis, TN 38117  
Main: (901) 384-5900  
Program Director: Brad Carson

### **WHBQ (Sports 56 87.7 FM / 560 AM)**

Flinn Broadcasting Company  
6080 Mt. Moriah Rd.  
Memphis, TN 38115  
Main: (901) 375-9324  
Program Director: Eli Savoie



## SPORTS EDITORS, WRITERS AND COLUMNISTS - LOCAL

### Commercial Appeal

495 Union Ave.  
Memphis, TN 38103  
Main: (901) 529-2345  
Fax: (901) 529-2362  
Executive Sports Editor: David Williams (901) 529-2361  
Grizzlies Beat Reporter: Ronald Tillery (901) 529-2353  
Columnist: Geoff Calkins (901) 529-2364  
Reporters: Ron Higgins (901) 529-2525,  
Kyle Veazey (901) 529-2799,  
Marlon Morgan (901) 529-2792

### Associated Press

495 Union Ave.  
Memphis, TN 38103  
Main: (901) 525-1972  
Fax: (901) 525-1978  
Sports Editor: Teresa Walker (615) 373-9988  
Memphis Correspondents: Clay Bailey (901) 529-5263,  
Adrian Sainz (901) 305-2310

### Memphis Business Journal

80 Monroe Ave., Suite 600  
Memphis, TN 38103  
Main: (901) 523-1000  
Fax: (901) 526-5240  
Sports: Michael Sheffield (901) 259-1722

### Contemporary Media

Memphis Flyer, Memphis Magazine  
460 Tennessee St., Suite 200  
Memphis, TN 38103  
Main: (901) 521-9000  
Fax: (901) 521-0129  
Sports Reporter for the Memphis Flyer:  
Chris Herrington (901) 575-9248  
Managing Editor for Memphis Magazine:  
Frank Murtaugh (901) 575-9432

### Tri-State Defender

203 Beale Street, Suite 200  
Memphis, TN 38103  
Main: (901) 523-1818  
Fax: (901) 578-5037  
Sports: Dr. Karanja Ajanaku (901) 746-5205

### La Prensa Latina

995 South Yates, Suite 3  
Memphis, TN 38119  
Main: (901) 751-2100  
Fax: (901) 751-1202  
Sports: Francisco Correa (901) 751-2100

### Mid-South Tribune

1095 Forrest Ave.  
Memphis, TN 38105  
Sports: William Larsha (901) 649-8009

## SPORTS EDITORS, WRITERS AND COLUMNISTS - REGIONAL

### The Clarion Ledger

201 South Congress  
Jackson, MS 39201  
Main: (601) 961-7000  
Fax: (601) 961-7224

### DeSoto Times-Tribune

2445 Hwy 51  
Hernando, MS 38632  
Main: (662) 429-6397  
Fax: (662) 429-5229

### Evening Times

P.O. Box 459  
1010 Hwy 77  
West Memphis, AR 72303  
Main: (870) 735-1010  
Fax: (870) 735-1020

### The Tennessean

1100 Broadway  
Nashville, TN 37203  
Main: (615) 259-8000  
Fax: (615) 259-8826

### The Jonesboro Sun

518 Carson St.  
Jonesboro, AR 72401  
Main: (870) 935-5525  
Fax: (870) 935-5823

### Arkansas Democrat Gazette

P.O. Box 2221  
121 East Capitol Ave.  
Little Rock, AR 72203  
Main: (501) 378-3400  
Fax: (501) 378-4521

INTRO

PLAYERS

OWNERSHIP

FRONT  
OFFICE

MEDIA

COMMUNITY

HISTORY

PLAYOFFS

REVIEW

OPINIONS

NBA

FEDERATION

AT A GLANCE



## THE DON POIER MEDIA CENTER

On January 21, 2005, the Memphis Grizzlies suffered a tremendous loss when the team's play-by-play announcer, Don Poier, passed away at the age of 53. Poier was known as "the Voice of the Grizzlies," serving as a radio and television announcer since the team's inception in Vancouver in 1995.

He brought to Grizzlies broadcasts knowledge of the team and passion for the game that was second to none. His legacy to the franchise was secured in April 2005 when the team named the media suite at FedExForum the Don Poier Media Center. A banner was also hung from the rafters in his honor.



When the Grizzlies moved to Memphis from Vancouver in 2001, Poier immediately became a fixture in Memphis. Fans who had never heard him call a game before instantly fell in love with his style. He was the team's biggest supporter, yet was unafraid to tell the truth if the team was playing poorly.

His catchphrases, which he always came up with on the spot, never failed to make listeners chuckle. His signature phrase, 'Only in the movies and in Memphis,' was used regularly during the 2003-04 season as the team embarked on its amazing 50-win season and first playoff appearance. As one of the original Grizzlies, no one was more excited to be a part of that season's magical ride than Don Poier, who had been through the highest of highs and lowest of lows with the Grizzlies. But Poier's contributions in the broadcast booth were only the tip of the iceberg of a life that touched so many.

His wife, Barb, came to every Grizzlies home game and became as much a fixture at the arena as her husband.

Don and Barb derived great pleasure from their blended family, which included Don's three daughters, Barb's five children and 10 grandchildren. Although these were the immediate members of Poier's family, by no means were they the only members.

Anyone who worked for the Grizzlies organization was a member of the Poier family. He made a point of introducing himself to everyone he didn't know. His large family grew to thousands as he recruited each fan who listened to his distinctive booming voice.

His spirit and generosity also extended to the community. Poier was a fixture at Grizzlies community events, attending dozens of events on behalf of the Grizzlies every year. He was a member of the Bellingham Boys and Girls Club in Washington State, and hosted a summer golf tournament in his home state of Washington.

Poier's memory will always be treasured by his Grizzlies family.



The Grizzlies honored Don Poier, "The Voice of the Grizzlies," by naming the media center in FedExForum after him.

# GO COMMUNITY



COMMUNITY



# COMMUNITY INVESTMENT

## COMMUNITY INVESTMENT

### Mission Statement

Our mission is to create opportunities for area youth through community outreach, education and sport development initiatives.

### Community Outreach

The Memphis Grizzlies invest in communities throughout the Mid-South by providing quality services, programs, events and in-kind donations that support the needs of area hospitals, schools and non-profits. During the 2012-13 season, the Grizzlies supported over 450 local and regional organizations through its Donations In-Kind and Tickets for Kids programs. In addition, the Grizzlies host several seasonal programs, which include events such as the Grizzlies Annual Canned Food Drives presented by ACH Food Companies, Inc. to benefit the Mid-South Food Bank, Grizzlies Holiday Toy Drive benefiting MIFA's Holiday Hope Chest, St. Jude Children's Research Hospital's Thanks and Giving and Hoops for St. Jude campaigns, Black History Month on-court recognitions, Grizzlies Go Green Week, and the Annual Tip-Off Luncheon and Grizz Gala, both supporting Grizzlies House at St. Jude Children's Research Hospital. The Grizzlies also help support Grizzlies House at St. Jude through proceeds from online and in-arena auctions. The online auctions feature one-of-a-kind Grizzlies memorabilia and experiences that fans can bid on by simply visiting [grizzlies.com](http://grizzlies.com). The in-arena auctions feature autographed memorabilia from past Grizzlies players and teams.



Marc Gasol visited with children at St. Jude in March 2012

The Grizzlies auxiliary group, Lady Bears, works closely with the Community Investment and Basketball Operations Departments to support outreach initiatives throughout the Mid-South community. Members are comprised of women who play a significant role in the lives of Grizzlies players, coaches, basketball operations and ownership staff. This past season the Lady Bears hosted a wine tasting fundraiser at Texas de Brazil to benefit Porter Leath and for the third-straight year hosted a Thanksgiving dinner at the Salvation Army's Purdue Center of Hope in November. The ladies, along with head coach Lionel Hollins, assistant coaches Dave Joerger and Barry Hecker, Marc Gasol, and other family members, served Thanksgiving dinner to homeless women and children. The Lady Bears also provided the children with backpacks, hats and gloves.

### Education

The NBA's Read to Achieve Program is the most extensive educational outreach initiative in the history of professional sports. Read to Achieve is designed to encourage our community's youth to develop a life-long love for reading and to promote the value of reading and literacy. Since the Grizzlies moved to Memphis from Vancouver in 2001, players, coaches and staff members have been actively involved in Read to Achieve by reading to students at area schools. Each season, the Grizzlies partner with International Paper to host a Read to Achieve Celebration at FedExForum. The Celebration rewards the top 100 readers from each school participating in the Memphis Grizzlies Reading Challenge. The Reading Challenge is a literacy initiative that encourages elementary age students to read six books in six weeks. The Grizzlies' Read to Achieve program touches the lives of nearly 25,000 Mid-South students through the Grizzlies Reading Challenge and Read to Achieve Assemblies. In addition to the Read to Achieve Program, the Grizzlies host the Stay in School Challenge presented by Lucite International to help encourage middle school students to increase their attendance rates by attending school regularly.

The Grizzlies also introduced the Grizzlies Poetry Slam presented by Southwest Tennessee Community College. High school students were encouraged to compose and perform original works of poetry based on the theme "I Believe" for a chance to win a trip to New York City.

### Sport Development

The Grizzlies' sport development initiatives include the Healthy Home Court fitness program, Jr. Grizzlies and the Hoops Camps Series. The Grizzlies partnered with The National Basketball Academy to conduct the Hoops Camp Series, which consists of four camp series: fall, holiday, spring break and summer. Each camp focuses on developing fundamental basketball skills in a safe, fun environment and are open to area youth ages 6-14 of all skill levels. Jr. Grizzlies provides area recreation basketball leagues the opportunity to be affiliated with the Grizzlies by receiving game tickets, professional basketball clinics for participating players and coaches, and an official Jr. Grizzlies jersey. There were over 6,500 youth participants in the Jr. Grizzlies league during the 2012-13 NBA season. The Grizzlies Healthy Home Court fitness initiative focuses on two areas, encouraging high school students to eat a healthy breakfast and encouraging families to get active together for at least 30 minutes three days a week.

For more information on any Memphis Grizzlies community outreach, education, or sport development initiative, please visit the Community section at [grizzlies.com](http://grizzlies.com).





## MEMPHIS GRIZZLIES CHARITABLE FOUNDATION

Recognized widely for the comprehensive community-wide youth mentoring initiative, Grizzlies TEAM UP, the Grizzlies Foundation has distinguished itself a leader – locally and nationally – in youth outreach. The Grizzlies Foundation and the Grizzlies' community investment departments' dedication to the Memphis community was honored this summer with the prestigious 'Sport Team of the Year' Award at the 2012 Beyond Sport Summit, one year after being selected as a finalist in the category. The Grizzlies Foundation was also the recipient of the Steve Patterson Sports Philanthropy Award, presented by the Robert Wood Johnson Foundation, in 2007.

Since 2001, the Grizzlies Foundation (and the Grizzlies Charitable Fund, which preceded the Foundation) has donated over \$29 Million to Memphis area nonprofit organizations and schools. Tens of thousands of children and families have directly benefited from these funds, resulting in new facilities and programs, including Memphis Athletic Ministries, Girls Incorporated, Facing History and Ourselves, the Soulsville Foundation, MIFA, STREETS Ministries, Memphis PREP Program and ArtsMemphis.

Beyond the cash contributions, the Grizzlies Foundation creates long-term partnerships with all agencies that receive funding with ongoing, hands-on involvement, significant outcomes are achieved.

### Grizzlies TEAM UP Youth Mentoring Initiative

Based on research that shows how the presence of even one mentor can help a young person achieve academically, develop resiliency and establish goals and avoid risky behavior, the Grizzlies have now become an award-winning leader in this space, successfully building a comprehensive community-wide initiative that has engaged thousands of individuals and dozens of organizations in youth mentoring in the Memphis.



This approach includes volunteer mentor recruitment, training and retention programs and activities; program manager networking, training and consulting; Corporate Mentoring program design and development; and vast partnership development and public awareness-building.

In 2011, the Grizzlies Foundation launched Grizzlies TEAM Mentoring, a new school-based model for mentoring that matches teams of three mentors to groups of nine students. Teams meet weekly, exploring topics ranging from leadership and civic engagement to health and financial literacy. Currently the program serves 160 students in four Memphis public charter schools.

The Grizzlies Foundation also facilitates corporate engagement in mentoring, ranging from employee volunteer programs to event-based corporate sponsorships. These efforts bring both human and financial resources to the mentoring community and enable Grizzlies TEAM UP and its partners to serve far more youth.

In addition, the Grizzlies Foundation is home to the Grizzlies Mentoring Alliance (formerly the Memphis Mentoring Partnership), an affiliate of MENTOR/The National Mentoring Partnership, which offers vast services and resources to support and sustain quality mentoring programs in the Greater Memphis region.

As the "hub" for youth mentoring in the Mid-South, any individual or organization interested in mentoring will find the resources and guidance necessary to get involved in a meaningful, lasting way. For more information, visit [www.GrizzliesTeamUp.org](http://www.GrizzliesTeamUp.org) or email [mentor@grizzlies.com](mailto:mentor@grizzlies.com).

### Memphis Grizzlies Preparatory Charter School

The Grizzlies opened Grizzlies Preparatory Charter School, a public middle school for boys located in Downtown Memphis on July 30, 2012. Educating young men in grades six to eight, Grizzlies Prep prepares all students to excel academically and demonstrate integrity. Within a rigorous and structured middle school, students become equipped for success in high school, college, and life.

Beginning in October 2012, community members will have opportunities to tutor and mentor Grizzlies Prep students. For more information, visit [www.grizzliesprep.org](http://www.grizzliesprep.org).



MEMPHIS GRIZZLIES  
CHARITABLE FOUNDATION





# COMMUNITY



Teresa Dickerson  
Director,  
Community Investment



Jenny Koltnow  
Executive Director, Memphis  
Grizzlies Charitable Foundation



Eric Bleier  
Coordinator, Memphis Grizzlies  
Charitable Foundation



Tina Fletcher  
Manager,  
Community Investment



Tim Jordan  
Coordinator,  
Community Investment



Joel Katz  
Coordinator, Memphis Grizzlies  
Charitable Foundation



Daniel Peterson  
Sports Development  
Coordinator



Alayne Shoenfeld  
Program Manager,  
Memphis Mentoring Partnership

## NBA CARES

NBA Cares is the league's global social responsibility program that builds on the NBA's mission to address important social issues in the United States and around the world. Through this program, the NBA, its teams and players have donated than \$200 million to charity, completed more than 1.9 million hours of hands-on community service, and created more than 720 places where kids and families can live, learn, or play, in 23 countries and territories on five continents. NBA Cares works with internationally recognized youth-serving programs that support education, youth and family development, and health-related causes, including: KaBOOM!, Special Olympics, Boys and Girls Clubs of America, UNICEF, the Make-A-Wish Foundation, and the Global Business Coalition on HIV/AIDS, Malaria and Tuberculosis.



# HISTORY



HISTORY



# ALL-TIME TEAM RECORDS

## WON & LOST RECORDS

(Franchise records shown in bold)

### YEAR-BY-YEAR RECORD

Season	Overall Record					Home			Road			Record by Months							
	W	L	Pct	GB	Finish	W	L	Pct	W	L	Pct	Oct/Nov	Dec	Jan	Feb	Mar	Apr	May	
2011-12	41	25	<b>.621</b>	9	2nd SW	26	7	<b>.788</b>	15	18	<b>.455</b>		1-2	10-8	9-5	8-7	<b>13-3</b>		
2010-11	46	36	.561	15	4th SW	30	11	.732	16	25	.390	8-10	6-8	11-6	8-4	9-5	4-3		
2009-10	40	42	.488	15	4th SW	23	18	.561	17	24	.415	6-12	9-4	10-5	5-8	8-7	2-6		
2008-09	24	58	.293	30	5th SW	16	25	.390	8	33	.195	4-13	6-9	1-13	4-8	4-11	5-4		
2007-08	22	60	.268	34	5th SW	14	27	.341	8	33	.195	5-10	3-12	5-11	1-11	5-11	3-5		
2006-07	22	60	.268	45	5th SW	14	27	.341	8	33	.195	4-11	3-14	5-10	3-9	4-11	3-5		
2005-06	49	33	.598	14	3rd SW	30	11	.732	<b>19</b>	22	<b>.463</b>	<b>10-5</b>	<b>9-5</b>	7-8	5-8	10-6	8-1		
2004-05	45	37	.549	14	4th SW	26	15	.634	<b>19</b>	22	<b>.463</b>	5-10	9-7	<b>12-3</b>	5-5	8-6	6-6		
2003-04	<b>50</b>	32	.610	8	3rd Mid	<b>31</b>	10	.737	<b>19</b>	22	<b>.463</b>	7-8	8-9	10-4	<b>10-3</b>	<b>13-2</b>	2-6		
2002-03	28	54	.341	32	6th Mid	20	21	.488	8	33	.195	2-14	7-8	4-10	5-7	8-9	2-6		
2001-02	23	59	.280	35	7th Mid	15	26	.359	8	33	.195	3-12	6-9	4-11	2-10	4-11	4-6		
<b>MEM</b>	<b>390</b>	<b>496</b>	<b>.440</b>			<b>245</b>	<b>198</b>	<b>.553</b>	<b>145</b>	<b>298</b>	<b>.327</b>	<b>54-105</b>	<b>67-87</b>	<b>79-89</b>	<b>57-78</b>	<b>81-86</b>	<b>52-51</b>		
2000-01	23	59	.280	35	7th Mid	15	26	.359	8	33	.195	6-9	2-13	4-11	6-8	3-11	2-7		
1999-00	22	60	.268	33	7th Mid	12	29	.293	10	31	.244	3-11	3-12	6-8	6-7	1-14	3-8		
1998-99	8	42	.160	29	7th Mid	7	18	.280	1	24	.040					2-15	2-15		0-3
1997-98	19	63	.232	43	6th Mid	14	27	.341	5	<b>36</b>	.122	7-11	3-9	3-13	1-9	2-14	3-7		
1996-97	14	<b>68</b>	.171	50	7th Mid	8	<b>33</b>	.195	6	35	.146	2-15	4-10	2-15	3-9	1-13	2-6		
1995-96	15	67	.183	44	7th Mid	10	31	.244	5	<b>36</b>	.122	2-13	3-12	5-9	1-8	0-17	4-8		
<b>TOTAL</b>	<b>491</b>	<b>855</b>	<b>.365</b>			<b>311</b>	<b>362</b>	<b>.462</b>	<b>180</b>	<b>493</b>	<b>.267</b>	<b>74-164</b>	<b>82-143</b>	<b>99-145</b>	<b>78-128</b>	<b>90-170</b>	<b>68-102</b>	<b>0-3</b>	

Season	Southwest		Pacific		Northwest		Western Conf			Atlantic		Southeast		Central		Eastern Conf		
	W	L	W	L	W	L	W	L	Pct	W	L	W	L	W	L	W	L	Pct
2011-12	7	8	9	7	10	7	26	22	.542	4	2	5	0	6	1	15	3	.833
2010-11	8	8	11	7	11	7	30	22	.577	5	5	4	6	7	3	16	14	.533
2009-10	5	11	9	9	8	10	22	30	.423	8	2	4	6	6	4	18	12	.600
2008-09	5	11	8	10	1	17	14	38	.269	1	9	5	5	3	6	10	20	.333
2007-08	2	14	4	14	5	13	11	41	.212	4	6	5	5	5	2	8	11	.367
2006-07	2	14	4	14	8	10	14	38	.269	3	7	4	6	1	9	8	22	.267
2005-06	6	10	13	5	12	6	31	21	.596	6	4	8	2	4	6	18	12	.600
2004-05	7	9	11	7	9	9	27	25	.519	8	2	6	4	4	6	18	12	.600
TOTAL	42	85	69	73	64	79	39	37		41	34	33	43					

	Midwest		Pacific		Western Conf			Atlantic		Central		Eastern Conf			Before AS		After AS	
Season	W	L	W	L	W	L	Pct	W	L	W	L	W	L	Pct	W	L	W	L
2011-12					26	22	.542					15	3	.833	19	15	22	10
2010-11					30	22	.577					16	14	.533	31	26	15	10
2009-10					22	30	.423					18	12	.600	26	25	14	17
2008-09					14	38	.269					10	20	.333	15	37	9	21
2007-08					11	41	.212					11	19	.367	14	38	8	22
2006-07					14	38	.269					8	22	.267	14	40	8	20
2005-06					31	21	.596					18	12	.600	29	23	20	10
2004-05					27	25	.519					18	12	.600	30	23	15	14
2003-04					28	24	.538					22	8	.647	30	22	20	10
2002-03					7	40	.231					16	14	.533	13	35	15	19
2001-02					7	38	.269					9	21	.300	14	35	24	9
MEM					229	317	.403					161	157	.506	235	319	155	177
2000-01	2	22	9	19	11	41	.212	6	8	6	10	12	18	.400	13	36	10	23
1999-00	6	18	6	22	12	40	.231	5	9	5	11	10	20	.333	14	34	8	26
1998-99	3	18	5	18	8	36	.182	0	2	0	4	0	6	.000				
1997-98	4	20	10	18	14	38	.269	1	13	4	12	5	25	.167	13	36	6	27
1996-97	6	18	3	25	9	43	.173	4	10	1	15	5	167	.9	9	42		
1995-96	3	21	6	22	9	43	.173	4	10	2	14	6	24	.200	10	37	5	30
TOTAL					292	580	.335					199	275	.420	304	504	189	309

\*Notes Franchise located in Vancouver, BC, Canada from 1995-96 to 2000-01 before relocating to Memphis, Tennessee in July 2001.

NBA realignment prior to the 2004-05 season divided each conference into three divisions. Prior to that, there were two divisions per conference.

### TEAM WON & LOST STREAKS

Wins & Losses	Games	First Game	Last Game
Most consecutive wins, overall	8	at LA Clippers, 1/11/04	vs Denver, 1/25/04
Most consecutive losses, overall	23	vs Atlanta, 2/16/96	at Portland, 4/2/96
Most consecutive wins, home	11	vs Indiana, 12/18/09	vs Orlando, 1/25/10
Most consecutive losses, home	11	vs Washington, 3/18/12	vs Orlando, 4/26/12
Most consecutive wins, road	7	at Atlanta, 2/16/96	vs Charlotte, 3/31/96
Most consecutive losses, road	30	at Toronto, 2/17/10	at Boston, 3/10/10
		at Minnesota, 2/19/99	at Houston, 12/6/99

### MONTHLY TEAM WON & LOST RECORDS

Category	Best	Month(s)	Worst	Month(s)
Overall Record	8-1 .889	April 2006*	0-17 .000	March 1996
	13-2 .867	March 2004		
Home Record	9-0 1.000	April 2012	0-7 .000	March 1996
Road Record	7-1 .875	March 2004	0-10 .000	March 1996, April 1999

\*The Grizzlies played only nine games overall in April 2006



# ALL-TIME TEAM RECORDS



## ALL-TIME SERIES

WESTERN CONFERENCE	Overall		Home		Road		EASTERN CONFERENCE	Overall		Home		Road	
	W	L	W	L	W	L		W	L	W	L	W	L
Dallas	15	51	9	24	6	27	Atlanta	11	21	7	8	4	13
Denver	21	43	17	15	4	28	Boston	12	20	5	11	7	9
Golden State	32	32	19	14	13	18	Charlotte	9	6	5	2	4	4
Houston	22	46	17	17	5	29	Chicago	14	19	11	5	3	14
LA Clippers	33	32	21	11	12	21	Cleveland	10	21	8	8	2	13
LA Lakers	17	46	10	21	7	25	Detroit	11	21	5	11	6	10
Minnesota	26	40	15	18	11	22	Indiana	11	21	8	9	3	12
New Orleans*	13	19	8	8	5	11	Miami	13	18	7	8	6	10
Oklahoma City	18	46	11	22	7	24	Milwaukee	14	17	7	8	7	9
Phoenix	17	46	11	19	6	27	New Jersey	14	17	8	7	6	10
Portland	23	40	13	19	10	21	New Orleans*	4	12	3	5	1	7
Sacramento	22	42	18	14	4	28	New York	13	18	7	9	6	9
San Antonio	16	51	10	24	6	27	Orlando	14	17	10	6	4	11
Utah	17	46	11	20	6	26	Philadelphia	12	20	7	10	5	10
							Toronto	19	14	10	6	9	8
							Washington	18	13	13	3	5	10
<b>VS WC – ALL-TIME</b>	<b>292</b>	<b>580</b>	<b>190</b>	<b>246</b>	<b>102</b>	<b>334</b>	<b>VS EC – ALL-TIME</b>	<b>199</b>	<b>275</b>	<b>121</b>	<b>116</b>	<b>78</b>	<b>159</b>

\*Notes From 1988-89 through 2003-04, the Charlotte/New Orleans Hornets were in the Eastern Conference before switching to the Western Conference; For two seasons (2005-06, 2006-07), the Hornets split their home games between Oklahoma City and New Orleans.

## ALL-TIME COACHES RECORDS

Season	Head Coach	Won	Lost	Pct	Note	Assistant Coaches
<b>MEMPHIS</b>						
2011-12	Lionel Hollins	41	25	.621		David Joerger, Henry Bibby, Bob Thornton, Barry Hecker
2010-11	Lionel Hollins	46	36	.533		Johnny Davis, Henry Bibby, David Joerger, Barry Hecker, Damon Stoudamire, Mitchell Anderson
2009-10	Lionel Hollins	40	42	.488		Johnny Davis, Henry Bibby, David Joerger, Barry Hecker, Damon Stoudamire
2008-09	Lionel Hollins	13	26	.333	From 1/25/09	Johnny Davis, Henry Bibby, David Joerger, Barry Hecker, Damon Stoudamire
	Johnny Davis	0	2	.000	1/23/09 to 1/25/09	Kevin O'Neill, Andy Greer, David Joerger, Ron DuBois
	Marc Iavaroni	11	30	.268	To 1/23/09	Johnny Davis, Kevin O'Neill, Andy Greer, David Joerger, Ron DuBois
2007-08	Marc Iavaroni	22	60	.268		Johnny Davis, Gordon Chiesa, Andy Greer, David Joerger, Ron DuBois
2006-07	Tony Barone, Sr.	16	36	.308	12/30/06 to 4/18/07	Mitchell Anderson, Paul Cormier, Lionel Hollins
	Mike Fratello	6	24	.200	To 12/28/06	Mitchell Anderson, Paul Cormier, Lionel Hollins
2005-06	Mike Fratello	49	33	.598		Mitchell Anderson, Eric Musselman, Lionel Hollins
2004-05	Mike Fratello	40	26	.606	From 12/3/04	Mitchell Anderson, Eric Musselman, Lionel Hollins
	Lionel Hollins	0	4	.000	11/26/04 to 12/1/04	Tony Barone Sr., Brendan Brown, Hal Wissel
	Hubie Brown	5	7	.417	To 11/25/04	Tony Barone Sr., Brendan Brown, Lionel Hollins, Hal Wissel
2003-04	Hubie Brown	50	32	.610		Tony Barone Sr., Brendan Brown, Lionel Hollins, Hal Wissel
2002-03	Hubie Brown	28	46	.378	From 11/15/02	Tony Barone Sr., Brendan Brown, Lionel Hollins, Hal Wissel
	Sidney Lowe	0	8	.000	To 11/11/02	Bob Staak, Scott Roth, Lionel Hollins, Mitchell Anderson
2001-02	Sidney Lowe	23	59	.280		Bob Staak, Scott Roth, Michael Adams, Mitchell Anderson
<b>VANCOUVER</b>						
2000-01	Sidney Lowe	23	59	.280		Bob Staak, Scott Roth, Michael Adams, Mitchell Anderson
1999-00	Lionel Hollins	18	42	.300	12/18/99 to 4/19/00	Jim Boylan, Jack Nolan, Lawrence Frank
	Brian Hill	4	18	.182	To 12/15/99	Lionel Hollins, Jim Boylan, Jack Nolan, Lawrence Frank
1998-99	Brian Hill	8	42	.160		Lionel Hollins, Jim Boylan, Jack Nolan
1997-98	Brian Hill	19	63	.232		Lionel Hollins, Jim Boylan, Jack Nolan
1996-97	Stu Jackson	6	33	.154	1/25/97 to 4/19/97	Lionel Hollins, Rex Hughes, Jimmy Powell
	Brian Winters	8	35	.186	To 11/23/97	Lionel Hollins, Rex Hughes, Jimmy Powell
1995-96	Brian Winters	15	67	.183		Lionel Hollins, Rex Hughes, Jimmy Powell

Total Wins	Head Coach	Won	Lost	Pct
1999-2000, 2004, 2009-12	Lionel Hollins	158	175	.474
2004-2006	Mike Fratello	95	83	.534
2002-2004	Hubie Brown	83	85	.494
2000-2002	Sidney Lowe	46	126	.267
2007-09	Marc Iavaroni	33	90	.268
1997-1999	Brian Hill	31	123	.201
1995-1997	Brian Winters	23	102	.184
2006-2007	Tony Barone	16	36	.308
1997	Stu Jackson	6	33	.154
2009	Johnny Davis	0	2	.000

INTRO

PLAYERS

OWNERSHIP

FRONT  
OFFICE

MEDIA

COMMUNITY

HISTORY

PLAYOFFS

REVIEW

OPINIONS

NBA

FEDERATION

AT A GLANCE



# ALL-TIME TEAM RECORDS

## GRIZZLIES & OPPONENTS STATISTICS BY SEASON

### GRIZZLIES

Season	G	Min	FG	FGA	Pct	FT	FTA	Pct	Off	Def	Total	Ast	PF	Stl	TO	Blk	Pts	Avg
<b>MEMPHIS</b>																		
2011-12	66	15940	2425	5422	.447	1142	1504	.759	831	1944	2775	1290	1316	631	955	345	6269	95.0
2010-11	82	19880	3200	6801	.471	1486	1981	.750	970	2391	3361	1691	1705	771	1145	441	8195	99.9
2009-10	82	19905	3223	6875	.469	1614	2202	.733	1070	2496	3566	1543	1655	645	1248	399	8404	102.5
2008-09	82	19805	2865	6311	.454	1570	2077	.756	847	2337	3184	1423	1777	615	1252	385	7698	93.9
2007-08	82	19805	3060	6737	.454	1517	2077	.723	848	2567	3415	1574	1592	503	1251	386	8257	100.7
2006-07	82	19980	2998	6448	.465	1835	2410	.761	866	2375	3241	1680	1827	564	1343	407	8331	101.6
2005-06	82	19855	2746	6125	.448	1476	2077	.711	834	2379	3213	1586	1757	600	1134	442	7558	92.2
2004-05	82	19705	2802	6271	.447	1526	2024	.754	887	2307	3194	1716	1910	699	1197	476	7661	93.4
2003-04	82	19880	2963	6657	.445	1557	2143	.727	1047	2381	3428	1915	1903	795	1226	565	7930	96.7
2002-03	82	19930	3049	6743	.452	1430	1936	.739	943	2466	3409	1892	1678	651	1262	500	7995	97.5
2001-02	82	19780	2851	6535	.436	1334	1883	.708	984	2413	3397	1785	1571	646	1344	488	7372	89.9
Mem	886	214465	32182	70925	.454	16487	22334	.738	10127	26056	36183	18095	18691	7120	13357	4834	85670	96.7

### VANCOUVER

2000-01	82	19780	2870	6539	.439	1457	1892	.770	894	2431	3325	1899	1733	586	1291	359	7522	91.7
1999-00	82	19855	2892	6441	.449	1594	2060	.774	1005	2324	3329	1700	1881	608	1381	346	7702	93.9
1998-99	50	12175	1643	3838	.428	1009	1408	.717	650	1359	2009	964	1123	420	848	199	4443	88.9
1997-98	82	19830	3006	6567	.458	1586	2145	.739	1081	2313	3394	1960	1809	614	1405	349	7923	96.6
1996-97	82	19780	2819	6453	.437	1230	1734	.709	1023	2155	3178	1862	1755	657	1301	464	7313	89.2
1995-96	82	19880	2772	6483	.428	1446	1998	.724	957	2170	3127	1706	1852	728	1347	333	7362	89.8
Total	1346	325765	48184	107246	.449	24809	33571	.739	14737	38808	53545	28186	28844	10753	20930	6884	127935	95.0

### THREE-POINT FG

1995-96: 372-1129 .329; 1996-97: 445-1274 .349; 1997-98: 325-898 .362; 1998-99: 148-453 .327; 1999-00: 324-898 .361; 2000-01: 325-947 .343;  
 2001-02: 336-1096 .307; 2002-03: 467-1279 .365; 2003-04: 447-1314 .340; 2004-05: 531-1486 .357; 2005-06: 590-1578 .374; 2006-07: 500-1362 .367;  
 2007-08: 620-1779 .349; 2008-09: 398-1106 .360; 2009-10: 344-1020 .337; 2010-11: 309-926 .334; 2011-12: 277-849 .326 MEMPHIS TOTAL: 4819-13795 .349;  
 FRANCHISE TOTAL: 6758-19394 .348

### DISQUALIFICATIONS

1995-96: 14; 1996-97: 8; 1997-98: 10; 1998-99: 7; 1999-00: 19; 2000-01: 12; 2001-02: 11; 2002-03: 16; 2003-04: 24; 2004-05: 9; 2005-06: 17;  
 2006-07: 20; 2007-08: 14; 2008-09: 11; 2009-10: 13; 2010-11: 8; 2011-12: 7 MEMPHIS TOTAL: 150; FRANCHISE TOTAL: 210

### OPPONENTS

Season	G	Min	FG	FGA	Pct	FT	FTA	Pct	Off	Def	Total	Ast	PF	Stl	TO	Blk	Pts	Avg
<b>MEMPHIS</b>																		
2011-12	66	15940	2278	5132	.444	1163	1522	.764	729	1954	2683	1274	1275	518	1130	363	6136	93.0
2010-11	82	19880	2967	6489	.457	1482	1948	.761	905	2387	3292	1724	1754	613	1367	505	8003	97.6
2009-10	82	19905	3277	6849	.478	1402	1858	.755	907	2349	3256	1875	1840	635	1165	501	8528	104.0
2008-09	82	19805	3018	6378	.473	1574	2043	.770	842	2431	3273	1735	1786	632	1194	443	8146	99.3
2007-08	82	19805	3394	7076	.480	1387	1791	.774	932	2721	3653	1963	1842	711	1096	403	8766	106.9
2006-07	82	19980	3287	6761	.486	1603	2113	.759	965	2483	3448	2062	1992	681	1253	450	8753	106.7
2005-06	82	19855	2691	6172	.436	1465	1942	.754	927	2404	3331	1605	1867	597	1213	456	7255	88.5
2004-05	82	19705	2684	6215	.432	1679	2179	.771	993	2387	3380	1633	1853	612	1303	476	7473	91.1
2003-04	82	19880	2859	6550	.436	1643	2150	.764	1099	2508	3607	1674	1891	673	1395	461	7730	94.3
2002-03	82	19930	3224	7008	.460	1381	1819	.759	1126	2555	3681	1991	1782	714	1213	430	8260	100.7
2001-02	82	19780	3119	6829	.457	1346	1788	.753	1135	2560	3695	1961	1784	781	1207	457	7982	97.3
Mem	886	214465	32798	71459	.459	16125	21153	.762	10560	26739	37299	19497	19666	7167	13536	4945	87032	98.2

### VANCOUVER

2000-01	82	19780	3143	6791	.463	1317	1798	.732	1052	2534	3586	1935	1768	710	1217	476	7992	97.5
1999-00	82	19855	3136	6613	.474	1530	1989	.769	970	2336	3306	1932	1912	725	1234	519	8163	99.5
1998-99	50	12175	1813	3917	.463	1021	1400	.729	673	1456	2129	1189	1164	490	779	328	4876	97.5
1997-98	82	19830	3230	6977	.475	1634	2233	.732	1144	2358	3502	2101	1832	836	1163	538	8522	103.9
1996-97	82	19780	3092	6556	.472	1468	2018	.727	1206	2426	3632	1974	1593	725	1251	461	8152	99.4
1995-96	82	19880	3080	6486	.475	1561	2129	.733	1102	2550	3652	1988	1785	698	1423	474	8180	99.8
Total	1346	325765	50292	108529	.463	24656	32720	.754	16707	40399	57106	30571	29720	11351	20603	7741	132917	98.7

### THREE-POINT FG

1995-96: 459-1226 .374; 1996-97: 500-1369 .365; 1997-98: 428-1111 .385; 1998-99: 229-653 .351; 1999-00: 361-1083 .333; 2000-01: 389-1075 .362;  
 2001-02: 398-1112 .358; 2002-03: 431-1188 .363; 2003-04: 369-1091 .338; 2004-05: 426-1215 .351; 2005-06: 408-1223 .334; 2006-07: 576-1480 .389;  
 2007-08: 591-1625 .364; 2008-09: 536-1510 .355; 2009-10: 572-1618 .354; 2010-11: 587-1592 .369; 2011-12: 417-1209 .345 MEMPHIS TOTAL: 5311-14863 .357;  
 FRANCHISE TOTAL: 7677-21380 .359

### DISQUALIFICATIONS

1995-96: 9; 1996-97: 15; 1997-98: 12; 1998-99: 15; 1999-00: 28; 2000-01: 16; 2001-02: 12; 2002-03: 21; 2003-04: 26; 2004-05: 15; 2005-06: 14;  
 2006-07: 26; 2007-08: 12; 2008-09: 11; 2009-10: 19; 2010-11: 12; 2011-12: 8 MEMPHIS TOTAL: 176; FRANCHISE TOTAL: 271

# ALL-TIME TEAM RECORDS



## NBA STATISTICAL RANK BY SEASON

Offensive	95-96	96-97	97-98	98-99	99-00	00-01	01-02	02-03	03-04	04-05	05-06	06-07	07-08	08-09	09-10	10-11	11-12
Points per gm	29	28	10	24	26	25	27	8	7	23	27	6	10	29	7	12	20
Field Goal Pct	27	26	9	19	18	17	21	8	8	16	20	8	15	21	9	6	16
Free Throw Pct	22	27	16	20	8	6	28	24	24	19	27	13	26	22	25	23	13
3-Pt Field Goal Pct	28	23	6	21	13	21	28	7	20	12	8	7	22	21	26	27	25
Off Rebounds per gm	22	15	12	12	19	26	16	20	3	25	25	23	22	24	1	6	5
Tot Rebounds per gm	28	27	15	23	28	24	24	19	17	30	28	26	18	30	4	16	16
Assists per gm	25	10	6	23	24	8	16	6	5	20	22	19	28	30	29	T-21	T-24
Steals per gm	5	15	26	16	21	23	16	14	1	5	10	23	28	T-9	7	1	1
Turnovers per gm	20	16	28	29	25	20	27	20	16	19	8	26	28	24	27	T-12	T-14
Blocks per gm	24	6	24	27	26	25	7	4	2	5	8	13	17	18	18	7	12

Defensive	95-96	96-97	97-98	98-99	99-00	00-01	01-02	02-03	03-04	04-05	05-06	06-07	07-08	08-09	09-10	10-11	11-12
Points per gm	15	21	28	26	17	26	21	27	15	4	1	29	28	14	24	13	5
Field Goal Pct	22	26	27	27	28	26	23	28	13	6	6	30	30	25	24	14	12
Free Throw Pct	8	4	11	16	27	4	18	14	24	27	25	22	29	16	12	11	25
3-Pt Field Goal Pct	21	19	29	22	4	22	19	23	9	11	2	30	18	10	15	24	11
Off Rebounds per gm	23	29	25	27	8	26	29	27	29	20	16	23	21	7	15	18	T-12
Tot Rebounds per gm	28	27	23	20	3	24	27	25	26	11	14	21	27	7	7	8	7
Assists per gm	23	25	28	29	21	26	25	29	8	6	10	29	28	17	23	14	4
Steals per gm	21	24	29	28	25	28	29	24	21	16	18	30	30	20	24	20	T-16
Turnovers per gm	20	22	23	14	17	17	13	13	3	4	9	11	22	10	17	1	1
Blocks per gm	24	26	29	29	28	21	20	22	25	29	29	30	18	25	28	30	22

Combination	95-96	96-97	97-98	98-99	99-00	00-01	01-02	02-03	03-04	04-05	05-06	06-07	07-08	08-09	09-10	10-11	11-12
Scoring differential	28	29	25	27	26	26	28	22	9	8	6	30	24	26	17	10	12
Rebound percentage	29	29	22	23	16	27	27	28	23	28	25	25	25	19	1	8	5

## ALL-TIME MONTHLY TEAM HIGHS & LOWS

Grizzlies on Offense	Highest	Month(s)	Lowest	Month(s)
Points Per Game	111.3 108.9 106.8	January 2007 April 2007 December 2009	84.3 85.0	February 2002 May 1999
Points Differential	+10.7 +9.2	April 2006 January 2005	-14.0	May 1999
Field Goal Pct	.501	January 2007	.397	May 1999
3-Pt Field Goal Pct	.471	December 1997	.225	February 2002
Free Throw Pct	.810	January 2000	.674 .676	April 2008 November 2005
Rebounds Per Game	45.5	December 2009	35.7	December 2006
Assists Per Game	26.3	March 2003	15.6	October/November 2008
Steals Per Game	11.27	March 2004	5.53	October/November 2007
Turnovers Per Game	18.9	March 2000	11.4	December 2008
Blocks Per Game	8.00	December 2003	2.94	March 1996

Grizzlies on Defense (Allowed)	Highest	Month(s)	Lowest	Month(s)
Points Per Game	118.2 112.1	January 2007 April 2008	85.2 86.9	April 2006 January 2006
Field Goal Pct	.509	April 1998	.413 .420	April 2006 January 2005
3-Pt Field Goal Pct	.436	February 2007	.275	May 1999
Free Throw Pct	.817	April 2000	.660	April 1998
Rebounds Per Game	49.9	December 2001	36.0	March 2011
Assists Per Game	29.7	April 1998	18.1	April 2012
Turnovers Per Game (Forced)	19.3	February 2005	11.6	April 1997

INTRO

PLAYERS

OWNERSHIP

FRONT OFFICE

MEDIA

COMMUNITY

HISTORY

PLAYOFFS

REVIEW

OPINIONS

NBA

FEDERATION

AT A GLANCE



# ALL-TIME TEAM RECORDS

## MARGINS, LEADS & DEFICITS

Margin of Victory	Diff	Game	Diff	Game
All Games	+47	Mem vs NJ, 12/13/03 (110-63)	-49	Van at SA, 11/8/95 (62-111)
	+33	Mem vs Sac, 1/21/12 (128-95)	-47	Van vs Ind, 12/4/96 (80-127)
	+33	Mem vs Cha, 12/15/10 (113-80)		
At Home	+47	Mem vs NJ, 12/13/03 (110-63)	-47	Van vs Ind, 12/4/96 (80-127)
On The Road	+30	Mem at Tor, 4/6/05 (104-74)	-49	Van at SA, 11/8/95 (62-111)

Leads & Deficits	Lead	Game	Def	Game
All Games	+48	Mem vs NJ, 12/13/03 (110-62 0:31 left 4th Q)	-49	Van at SA, 11/8/95 (54-103 2:03 left 4th Q)
	+39	Mem vs Sac, 1/21/12 (120-81 5:43 left in 4th Q)	-48	Van vs Sea, 4/3/98
	+37	(3) Mem vs Min, 12/1/07 (101-64, 5:13 left in 4th Q)	-47	(2) Mem at Por, 1/24/02*
At Home	+48	Mem vs NJ, 12/13/03	-48	Van vs Sea, 4/3/98
On The Road	+37	Mem at Tor, 4/6/05	-49	Van at SA, 11/8/95
After 1st Quarter	+21	(2) Mem vs Tor, 12/30/06 (39-18)*	-27	Mem at Was, 12/26/06 (18-45)
At the Half	+29	Mem vs Atl, 3/16/03 (70-41)	-33	Mem at Chi, 1/13/07 (38-71)
After 3rd Quarter	+33	(2) Mem at Tor, 4/6/05 (87-54)*	-45	Mem at Por, 1/24/02 (50-95)

Point Differential	Diff	Game	Diff	Game
In 1st Quarter	+21	(2) Mem vs Tor, 12/30/06 (39-18)*	-27	Mem at Was, 12/26/06 (18-45)
In 2nd Quarter	+20	(2) Mem at Mil, 4/4/09 (38-18)*	-27	Mem at LAC, 1/20/07 (12-39)
In 3rd Quarter	+25	Mem vs NO, 4/18/12 (37-12)	-23	(2) Mem vs Cle, 3/14/07 (12-35)*
In 4th Quarter	+23	Mem vs Cha, 11/3/06 (36-13)	-26	Van at Pho, 5/1/99 (12-38)
In 1st Half	+29	Mem vs Atl, 3/16/03 (70-41)	-33	Mem at Chi, 1/13/07 (38-71)
In 2nd Half	+30	(2) Mem vs NJ, 12/13/03 (65-35)*	-33	Van at SA, 11/8/95 (34-67)

Comebacks	From	Game	From	Game
All Games	-25	Mem at Por, 3/25/02 (down 25, won 103-100)	+23	Mem vs LAL, 4/4/03 (led by 23, lost 101-102)
	-24	Mem at Cle, 11/29/03 (down 24, won 122-115)	+21	Mem at Sea, 11/14/04 (led by 21, lost 113-118)
At Home	-23	Van vs NJ, 1/29/00 (down 23, won 97-86)	+23	Mem vs LAL, 4/4/03 (led by 23, lost 101-102)
On The Road	-25	Mem at Por, 3/25/02 (down 25, won 103-100)	+21	Mem at Sea, 11/14/04 (led by 21, lost 113-118)

Points Streaks	Lead	Game	Def	Game
Consecutive Points	21-0	Mem vs NJ, 1/13/06 (2nd/3rd Q, 5:13 span)	0-25	Mem vs Sac, 4/10/07 (1st Q, 5:36 span)
	21-0	Van vs LAC, 4/4/01 (3rd Q, 7:17 span)	0-20	(4) Mem at LAC, 11/29/06 (1st/2nd Q, 4:52 span)*
	21-0	Van vs NJ, 1/29/01 (3rd/4th Q, 7:32 span)		
	21-0	Mem at Por, 11/27/09 (1st/2nd Q, 8:14 span)		
At Home	21-0	(2) Mem vs NJ, 1/13/06 (2nd/3rd Q, 5:13 span)*	0-25	Mem vs Sac, 4/10/07 (1st Q, 5:36 span)
On The Road	21-0	Mem at Por, 11/27/09 (1st/2nd Q, 8:14 span)	0-20	(3) Mem at LAC, 11/29/06 (1st/2nd Q, 5:03 span)*
Scoreless	9:05	Van at NY, 3/18/97 (4th Q)	8:59	Mem at Uta, 12/26/05 (3rd/4th Q)
Without a FG	10:38	Mem vs LAC, 12/14/07 (3rd/4th Q)	12:15	Van vs Chi, 2/4/00 (3rd/4th Q)

\* Most recent occurrence





## TEAM SCORING RECORDS

### SCORING HIGHS

Scoring Highs	Grizzlies	Game	Date	Opp	Game	Date
Game, Overall	144	Mem vs GS	1/3/07	138	Van vs Sea	4/3/98
Game, Regulation	144	Mem vs GS	1/3/07	138	Van vs Sea	4/3/98
1st Quarter	41	Mem vs Chi	3/12/03	45	Mem at Was	12/26/06
2nd Quarter	42	Mem at Sea	11/14/04	44	(2) Mem at GS	3/24/10
3rd Quarter	46	Mem vs LAL	1/9/07	43	Van vs Sea	1/4/98
4th Quarter	43	Mem vs GS	1/3/07	41	Van at LAL	3/29/99
1st Half	74	(2) Mem vs NY*	4/2/08	78	Mem at GS	3/24/10
2nd Half	77	Mem vs GS	1/3/07	73	Mem vs Pho	4/8/08
1st Overtime	22	Mem vs Mia	2/28/03	20	Van at Tor	2/22/98
2nd Overtime	19	Mem vs Por	12/18/06	19	Mem vs Por	1/27/07
3rd Overtime	13	Van vs Bos	2/17/99	15	Van vs Bos	2/17/99

### SCORING LOWS

Scoring Lows	Grizzlies	Game	Date	Opp	Game	Date
Game, Overall	62	Van at SA	11/8/95	63	Mem vs NJ	12/13/03
1st Quarter	7	Van vs Atl	3/1/98	8	Mem vs NJ	2/12/03
2nd Quarter	7	Mem at NJ	1/2/02	8	(3) Mem at Min*	12/29/08
3rd Quarter	7	(2) Van vs Chi*	1/27/98	10	(2) Mem at Orl*	4/8/09
4th Quarter	6	Mem vs Pho	2/21/02	7	Mem at Pho	11/11/06
1st Half	24	Van at Dal	3/13/99	26	Mem at Hou	12/3/05
2nd Half	23	Van at SA	11/11/00	24	(2) Mem at LAL*	12/20/04
1st Overtime	0	Van vs Ind	12/1/00	4	Van vs Por	12/15/95
2nd Overtime	2	Mem vs Mia	2/19/10	4	Mem at Uta	1/12/02
3rd Overtime	9	Mem vs NY	11/1/06	10	Mem vs NY	11/1/06

### COMBINED

Total Points	Highs	Game	Date	Lows	Game	Date
Game, Overall	279	Mem vs GS (144-135)	1/3/07	134	Van vs Mia (69-65)	1/13/96
Game, Regulation	279	Mem vs GS (144-135)	1/3/07	134	Van vs Mia (69-65)	1/13/96
One Quarter	81	Mem vs Pho (2nd, 37-44)	1/15/07	22	Van vs Pho (14-8)	11/14/96
One Half	148	Mem vs Pho (1st, 72-76)	1/15/07	61	Van vs Mia (37-24)	1/13/96
Overtime	35	Mem vs Por (2nd, 16-19)	1/27/07	9	Mem vs Den (6-3)	2/25/05

### OTHER

Highs	Grizzlies	Game	Date	Opp	Game	Date
Starters Scoring	111	Mem at NY	2/27/10	123	Mem at NO	2/21/03
Bench Scoring	72	(2) Mem at Uta*	1/24/07	71	(2) Mem at Uta*	2/28/02
Fast Break Pts	39	(2) Mem vs LAL*	1/9/07	53	Mem vs Pho	1/18/10
2nd Chance Pts	29	Mem at Por	3/3/04	32	Van vs Sac	11/18/96
Pts In The Paint	78	Mem vs Sac	2/26/11	74	(3) Mem at Sac*	3/20/12
Players In Dbl Figs	8	(2) Mem vs NY*	4/2/08			
Players With Dbl Dbls	4	(2) Mem vs Chi*	1/21/08			

Lows	Grizzlies	Game	Date	Opp	Game	Date
Starters Scoring	21	Mem at Chi	1/1/12	32	Mem vs Was	11/23/02
Bench Scoring	0	Van vs Min	4/14/00	2	(2) Mem at NO*	2/21/03
Fast Break Pts	0	(4) Mem at LAL*	3/3/09	0	(4) Mem vs Tor*	3/16/12
2nd Chance Pts	0	(2) Mem vs NJ*	1/13/06	0	Mem vs Cle	1/13/09
Pts In The Paint	12	Van vs Uta	3/25/00	14	Mem vs Orl	12/27/02

\* Most recent occurrence

INTRO

PLAYERS

OWNERSHIP

FRONT  
OFFICE

MEDIA

COMMUNITY

HISTORY

PLAYOFFS

REVIEW

OPPONENTS

NBA

FEDERATION

AT A GLANCE



# ALL-TIME TEAM RECORDS

## GRIZZLIES ALL-TIME SEASON & SINGLE-GAME HIGHS

	Points	3-Pt Field Goal Pct	Defensive Rebounds
Season	8,404 2009-10 (Mem) 8,331 2006-07 (Mem) 8,257 2007-08 (Mem)	.374 2005-06 (Mem) .367 2006-07 (Mem) .365 2002-03 (Mem)	2,567 2007-08 (Mem) 2,496 2009-10 (Mem) 2,466 2002-03 (Mem)
Game	144 Mem vs GS, 1/3/07 136 Mem at Atl, 3/29/04 (2ot) 135 Mem vs Min, 1/15/10	.833 Mem at Mia, 12/10/02 (5/6) .800 Van at Bos, Jan 9/00 (8/10) .778 Van vs SA, Mar 20/99 (7/9)	48 Mem vs GS, 11/12/04 44 (3) Mem vs NO, 2/9/09*
Half	77 Mem vs GS, 1/3/07 (2nd)	1.000 (Many times) Mem at Pho, 1/28/12 (1st)*	27 Van vs LAC, 3/23/98 (1st)
Quarter	46 Mem vs LAL, 1/9/07 (3rd)	1.000 (Many times) Mem at Min, 4/17/12 (1st)*	16 Mem vs Ori, 4/26/12 (1st)
OT	22 Mem vs Mia, 2/28/03	1.000 (6) Mem at NO, 12/7/07*	7 (3) Mem at Tor, 2/17/10*
	Field Goals Made	Free Throws Made	Assists
Season	3,851 2002-03 (Mem) 3,223 2009-10 (Mem) 3,200 2010-11 (Mem)	1,835 2006-07 (Mem) 1,614 2009-10 (Mem) 1,594 1999-00 (Van)	1,960 1997-98 (Van) 1,915 2003-04 (Mem) 1,899 2000-01 (Van)
Game	55 Mem vs Min, 1/15/10 53 Mem vs GS, 1/3/07 52 (5) Mem vs LAL, 3/13/12 (2ot)*	45 Van vs Bos, 2/17/99 (3ot) 40 (3) Van vs Pho, 1/12/00*	40 Van at Pho, 4/19/97 38 Mem vs GS, 1/3/07 37 (2) Mem at Min, 4/18/07*
Half	32 Mem vs Den, 3/21/97 (1st)	32 Van at Tor, 1/9/00 (2nd)	25 Van at Pho, 4/19/97 (1st)
Quarter	18 (3) Mem at Dal, 3/6/11 (3rd)*	22 Van vs LAC, 11/11/97 (4th)	14 (2) Mem vs Min, 1/15/10 (3rd)*
OT	7 (2) Mem vs Por, 1/27/07 (2nd)*	11 Mem vs Mia, 2/28/03	6 Mem at Min, 4/19/06 (2nd)
	Field Goal Atts	Free Throw Atts	Personal Fouls
Season	6,875 2009-10 (Mem) 6,801 2010-11 (Mem) 6,743 2002-03 (Mem)	2,410 2006-07 (Mem) 2,145 1997-98 (Van) 2,143 2003-04 (Mem)	1,910 2004-05 (Mem) 1,903 2003-04 (Mem) 1,881 1999-00 (Van)
Game	116 Mem vs LAL, 3/13/12 (2ot) 105 Mem vs NY, 11/1/06 103 Mem at Den, 4/16/08	51 Mem vs Ind, 11/3/07 51 Mem vs Tor, 3/16/12 50 Van vs Bos, 2/17/99 (3ot)	37 Mem vs Den, 2/25/05 (ot) 35 Van vs Bos, 2/17/99 (3ot) 35 Mem at Atl, 3/29/04 (2ot)
Half	56 Van at LAC, 4/7/98 (2nd)	39 Van vs Bos, 2/14/97 (2nd)	20 (4) Mem at GS, 11/7/08 (2nd)*
Quarter	32 Van at Tor, 2/22/98 (2nd)	32 Van vs LAC, 11/11/97 (4th)	14 (2) Mem vs Den, 1/27/09 (2nd)*
OT	15 Mem at Mil, 3/28/10	14 Mem vs LAC, 1/28/02	9 Mem vs Cle, 1/15/08
	Field Goal Pct	Free Throw Pct	Steals
Season	.471 2010-11 (Mem) .469 2009-10 (Mem) .465 2006-07 (Mem)	.774 1998-00 (Van) .770 2000-01 (Van) .759 2011-12 (Mem)	795 2003-04 (Mem) 771 2010-11 (Mem) 728 1995-96 (Van)
Game	.620 Mem vs NJ, 12/13/03 (44/71) .612 Mem vs Cle, 3/19/03 (52/85) .608 Mem vs Chi, 3/12/03 (48/79)	1.000 (8) Mem vs LAL, 3/13/12 (2ot) (5/5)*	22 Mem vs Min, 10/30/10 19 (3) Mem vs SA, 3/9/04
Half	.718 Van at Atl, 3/13/01 (2nd) (28/39)	1.000 (Many times) Mem vs Ori, 4/26/12 (1st) (12/12)*	14 Mem vs Min, 10/30/10 (2nd)
Quarter	.875 Van vs Sac, 4/12/96 (2nd) (14/16)	1.000 (Many times) Mem vs Ori, 4/26/12 (2nd) (4/4)*	8 (2) Mem at GS, 1/23/12 (4th)*
OT	1.000 Mem vs LAC, 1/28/02 (5/5)	1.000 (Many times) Mem vs Den, 1/31/12 (2/2)*	2 (Many times) Mem vs Tor, 3/16/12*
	3-Pt Field Goals Made	Total Rebounds	Turnovers
Season	620 2007-08 (Mem) 590 2005-06 (Mem) 531 2004-05 (Mem)	3,566 2009-10 (Mem) 3,428 2003-04 (Mem) 3,415 2007-08 (Mem)	1,405 1997-98 (Van) 1,381 1999-00 (Van) 1,347 1995-96 (Van)
Game	16 Mem at Uta, 1/24/07 15 (4) Mem vs NY, 4/2/08*	64 Mem vs NO, 2/9/09 62 Mem vs GS, 11/12/04 61 Van vs LAC, 3/23/98	32 Van at Sea, 12/21/95 31 (3) Mem vs Pho, 12/8/02*
Half	11 Mem at Uta, 1/24/07 (2nd)	36 Van vs LAC, 3/23/98 (1st)	18 Van at Sea, 12/21/95 (2nd)
Quarter	6 (6) Mem vs GS, 3/20/10 (3rd)*	24 (2) Mem vs OKC, 12/11/09 (3rd)*	11 Van at Sea, 11/17/96 (1st)
OT	3 (3) Mem at GS, 2/21/07*	9 Van vs Was, 2/14/98	4 (5) Mem vs Tor, 3/16/12*
	3-Pt Field Goal Atts	Offensive Rebounds	Blocks
Season	1,779 2007-08 (Mem) 1,578 2005-06 (Mem) 1,486 2004-05 (Mem)	1,081 1997-98 (Van) 1,070 2009-10 (Mem) 1,047 2003-04 (Mem)	565 2003-04 (Mem) 500 2002-03 (Mem) 488 2001-02 (Mem)
Game	36 Mem at Den, 4/16/08 34 Mem at GS, 2/21/07 33 Mem vs NY, 4/2/08	28 Van at Tor, 2/22/98 28 Mem vs Por, 12/7/03 27 (2) Mem at GS, 3/2/03*	17 Mem vs GS, 11/12/04 16 Mem vs Den, 4/9/02 15 (4) Mem vs Mil, 4/7/06*
Half	21 Mem at Den, 4/16/08 (1st)	19 Mem vs Sac, 2/20/09 (2nd)	13 Mem vs GS, 11/12/04 (1st)
Quarter	13 Mem at Den, 4/16/08 (2nd)	12 (2) Mem at Hou, 3/30/12 (4th)*	9 Mem vs GS, 11/12/04 (2nd)
OT	7 Mem vs NO, 1/30/10	6 (2) Mem vs NO, 1/30/10*	3 (2) Mem vs Den, 1/31/12*

\* Most recent occurrence



## GRIZZLIES ALL-TIME SEASON &amp; SINGLE-GAME LOWS

	Points	3-Pt Field Goal Pct	Defensive Rebounds
Season	4,443 1998-99 (Van) 6,269 2011-12 (Mem) 7,313 1996-97 (Van)	.307 2001-02 (Mem) .326 2011-12 (Mem) .327 1998-99 (Van)	1,359 1998-99 (Van) 1,944 2011-12 (Mem) 2,155 1996-97 (Van)
Game	62 Van at SA, 11/8/95 64 Mem at Chi, 1/1/12 66 4 Mem at Por, 3/28/09*	.000 (Many times) Mem vs Min, 3/27/12 (0/11)*	14 Van at Uta, 2/28/01 16 4 Van at NY, 3/7/00*
Half	23 Van at SA, 11/1/00 (2nd)	.000 (Many times) Mem at Hou, 3/30/12 (2nd)*	4 Van at Mia, 11/25/95 (2nd)
Quarter	6 Mem vs Pho, 2/21/02	.000 (Many times) Mem vs Ori, 4/26/12 (4th)*	1 (7) Mem vs Atl, 12/15/06 (4th)*
OT	0 Van vs Ind, 12/1/00	.000 (Many times) Mem vs. Tor, 3/16/12*	0 (2) Mem at Cle, 11/29/03*
	Field Goals Made	Free Throws Made	Assists
Season	1,643 1998-99 (Van) 2,425 2011-12 (Mem) 2,746 2005-06 (Mem)	1,009 1998-99 (Van) 1,142 2011-12 (Mem) 1,230 1996-97 (Van)	964 1998-99 (Van) 1,290 2011-12 (Mem) 1,423 2008-09 (Mem)
Game	21 Mem at Chi, 1/13/07 22 3 Van vs Por, 4/17/97*	3 Van at Den, 12/20/96 3 Mem vs Hou, 11/30/01 4 4 Mem vs Was, 12/11/01*	7 Mem at Ori, 4/8/09 8 Van at SA, 11/8/95 8 Mem at Uta, 2/28/02
Half	7 2 Van vs Por, 2/8/99 (2nd)*	0 6 Mem at Por, 1/24/12 (1st)*	1 Mem at Ori, 4/8/09 (2nd)
Quarter	1 Van at Mia, 1/4/00 (4th)	0 (Many times) Mem vs Por, 4/21/12 (3rd)*	0 (Many times) Mem at Por, 1/24/12 (3rd)*
OT	0 Van vs Ind, 12/1/00	0 (Many times) Mem vs LAL, 3/13/12 (1st)*	0 (Many times) Mem vs LAL, 3/13/12 (1st)*
	Field Goal Atts	Free Throw Atts	Personal Fouls
Season	3,838 1998-99 (Van) 5,422 2011-12 (Mem) 6,125 2005-06 (Mem)	1,408 1998-99 (Van) 1,504 2011-12 (Mem) 1,734 1996-97 (Van)	1,123 1998-99 (Van) 1,316 2011-12 (Mem) 1,571 2001-02 (Mem)
Game	56 Mem vs SA, 2/24/06 58 Mem vs Uta, 1/30/04 59 2 Mem vs Bos, 3/14/06*	4 Mem vs Hou, 11/30/01 5 Van vs Cha, 12/9/96 5 Mem vs LAL, 3/13/12 (2ot)	8 Mem at Tor, 11/28/07 8 Mem vs NY, 11/12/08 9 Mem at Cha, 1/19/08
Half	24 Mem vs Uta, 1/30/04 (2nd)	0 5 Mem at Por, 3/28/09 (1st)*	2 2 Mem vs Mia, 11/20/10 (1st)*
Quarter	10 2 Mem at Uta, 3/11/05 (4th)*	0 (Many times) Mem vs Por, 4/21/12 (3rd)*	0 (Many times) Mem at Chi, 1/1/12 (4th)*
OT	2 Van vs Bos, 2/17/99 (3rd)	0 (Many times) Mem vs LAL, 3/13/12 (2nd)*	0 (Many times) Mem at NO, 1/19/11*
	Field Goal Pct	Free Throw Pct	Steals
Season	.428 1995-96 (Van) .428 1998-99 (Van) .436 2001-02 (Mem)	.708 2001-02 (Mem) .709 1996-97 (Van) .711 2005-06 (Mem)	420 1998-99 (Van) 503 2007-08 (Mem) 564 2006-07 (Mem)
Game	.280 Mem at NJ, 1/2/02 (28/100) .282 Van at SA, 11/8/95 (22/78) .304 2 Mem at Chi, 1/13/07*	.333 Van at Den, 12/20/96 (3/9) .375 Van at Min, 2/6/97 (6/16) .438 Van vs Pho, 4/7/96 (7/16)	0 Van vs Cle, 1/13/01 1 4 Mem at Dal, 2/8/08*
Half	.163 Van vs Por, 2/8/99 (2nd) (7/43)	.000 6 Mem at Por, 1/24/12 (1st)*	0 (Many times) Mem at Por, 4/12/11 (2nd)*
Quarter	.083 Van at Mia, 1/4/00 (4th) (1/12)	.000 (Many times) Mem at Cha, 4/20/12 (2nd)*	0 (Many times) Mem vs Ori, 4/26/12 (4th)*
OT	.000 Van vs Ind, 12/1/00 (0/8)	.000 (Many times) Mem at Sac, 11/2/09*	0 (Many times) Mem vs Den, 1/31/12*
	3-Pt Field Goals Made	Total Rebounds	Turnovers
Season	148 1998-99 (Van) 277 2011-12 (Mem) 309 2010-11 (Mem)	2,009 1998-99 (Van) 2,775 2011-12 (Mem) 3,127 1995-96 (Van)	848 1998-99 (Van) 955 2011-12 (Mem) 1,134 2005-06 (Mem)
Game	0 (Many times) Mem vs Min, 3/27/12*	21 Mem at Den, 3/6/06 22 Mem at NOK, 3/31/06 23 2 Mem vs Por, 4/7/09*	4 Mem vs LAL, 12/21/01 4 Mem vs Pho, 12/17/05 5 4 Mem vs Tor, 2/21/06*
Half	0 (Many times) Mem vs Ori, 4/26/12 (2nd)*	6 2 Mem at Dal, 3/6/06 (2nd)*	1 4 Mem at Hou, 3/30/12 (2nd)*
Quarter	0 (Many times) Mem vs Ori, 4/26/12 (4th)*	1 Van vs SA, 2/17/97 (1st)	0 (Many times) Mem at Mia, 4/6/12 (3rd)*
OT	0 (Many times) Mem vs. Tor, 3/16/12*	1 3 Mem at SA, 12/18/10*	0 (Many times) Mem vs LAL, 3/13/12 (1st)*
	3-Pt Field Goal Atts	Offensive Rebounds	Blocks
Season	453 1998-99 (Van) 849 2011-12 (Mem) 898 1997-98, 1999-00 (Van)	650 1998-99 (Van) 831 2011-12 (Mem) 847 2008-09 (Mem)	199 1998-99 (Van) 333 1995-96 (Van) 345 2011-12 (Mem)
Game	2 Van at Tor, 1/9/00 3 4 Mem at Pho, 1/28/12*	2 Mem at Den, 3/6/06 2 Van at Tor, 2/21/99 3 3 Mem at Det, 1/20/12*	0 (Many times) Mem at Atl, 12/3/08*
Half	0 3 Mem vs Den, 2/13/11 (2nd)	0 6 Mem at Den, 12/5/10 (1st)*	0 (Many times) Mem vs LAC, 4/9/12 (1st)*
Quarter	0 (Many times) Mem at Por, 3/22/12 (1st)*	0 (Many times) Mem vs Dal, 4/7/12 (2nd)*	0 (Many times) Mem vs Por, 4/21/12 (3rd)*
OT	0 (Many times) Mem at Pho, 12/8/10*	0 (Many times) Mem at NO, 1/19/11*	0 (Many times) Mem vs Tor, 3/16/12*

\* Most recent occurrence

INTRO

PLAYERS

OWNERSHIP

FRONT OFFICE

MEDIA

COMMUNITY

HISTORY

PLAYOFFS

REVIEW

OPONENTS

NBA

FEDERATION

AT A GLANCE



# ALL-TIME TEAM RECORDS

## OPPONENTS ALL-TIME SEASON & SINGLE-GAME HIGHS

	Points		3-Pt Field Goal Pct		Defensive Rebounds	
Season	8,766	2007-08 (Mem)	.389	2006-07 (Mem)	2,721	2007-08 (Mem)
	8,753	2006-07 (Mem)	.385	1997-98 (Van)	2,560	2001-02 (Mem)
	8,522	1997-98 (Van)	.374	1995-96 (Van)	2,555	2002-03 (Mem)
Game	138	Van vs Sea, 4/3/98	1.000	Van at Pho, 2/19/96 (1/1)	46	Mem at Den, 4/16/08
	137	Mem vs Pho, 1/15/07	.813	Van vs Sea, 1/4/98 (13/16)	45	Mem vs GS, 4/4/08
	135	(2) Mem vs Por, 1/27/07 (2ot)*	.800	Van vs Mil, 4/1/97 (4/5)	45	Mem vs LAL, 3/13/12 (2ot)
Half Quarter OT	78	Mem at GS, 3/24/10 (1st)	1.000	(4) Mem at Cha, 4/20/12 (1st) (1/1)*	26	Van at Det, 3/26/96 (1st)
	45	Mem at Was, 12/26/06 (1st)	1.000	(Many times) Mem at Cha, 4/20/12 (1st) (1/1)*	15	(7) Mem at Min, 4/17/12 (4th)*
	20	Van at Tor, 2/22/98	1.000	(6) Mem vs LAL, 3/13/12 (2nd) (1/1)*	7	(4) Mem vs Mia, 2/19/10*
	Field Goals Made		Free Throws Made		Assists	
Season	3,394	2007-08 (Mem)	1,679	2004-05 (Mem)	2,101	1997-98 (Van)
	3,287	2006-07 (Mem)	1,643	2003-04 (Mem)	2,062	2006-07 (Mem)
	3,230	1997-98 (Van)	1,634	1997-98 (Van)	1,991	2002-03 (Mem)
Game	56	Mem at Pho, 3/11/08	45	Mem at Atl, 3/29/04 (2ot)	42	Van vs Pho, 4/12/98
	54	Mem at Uta, 1/24/07 (ot)	44	Mem vs Den, 2/25/05 (ot)	39	(4) Mem at Uta, 1/6/10*
	52	(3) Mem at Pho, 11/25/09*	40	Van at Min, 11/28/95		
Half Quarter OT	30	(2) Van at Dal, 1/25/01 (1st)*	28	Mem at OKC, 1/8/11 (2nd)	25	Van vs Pho, 4/12/98 (1st)
	19	Mem vs Den, 2/13/11 (2nd)	19	Van vs Bos, 2/18/98 (4th)	15	Van vs Pho, 4/12/98 (1st)
	6	(3) Mem at GS, 2/21/07*	13	Mem at Min, 12/29/09	4	(5) Mem at OKC, 1/28/09*
	Field Goal Atts		Free Throw Atts		Personal Fouls	
Season	7,076	2007-08 (Mem)	2,233	1997-98 (Van)	1,992	2006-07 (Mem)
	7,008	2002-03 (Mem)	2,179	2004-05 (Mem)	1,989	1999-00 (Van)
	6,829	2001-02 (Mem)	2,150	2003-04 (Mem)	1,891	2003-04 (Mem)
Game	111	Van vs Was, 2/14/98	53	Van vs Ind, 3/3/98	42	Mem vs NY, 11/1/06 (3ot)
	109	Mem at Cle, 11/29/03	52	Mem vs Den, 2/25/05 (ot)	40	Van vs Bos, 2/17/99 (3ot)
	108	Van vs Den, 1/9/01	51	Van at Min, 11/28/95	38	(2) Mem vs LAC, 1/26/08 (ot)*
Half Quarter OT	60	Van at Bos, 2/2/97 (2nd)	35	Van vs Ind, 3/3/98	25	Van at Tor, 1/9/00
	31	(7) Mem at GS, 3/30/09 (4th)*	27	Van vs Bos, 2/18/98 (4th)	18	Van vs LAC, 11/11/97 (4th)
	12	(2) Mem at NO, 12/7/07*	13	Mem at Min, 12/29/09	8	Mem vs LAC, 1/26/08
	Field Goal Pct		Free Throw Pct		Steals	
Season	.486	2006-07 (Mem)	.774	2007-08 (Mem)	836	1997-98 (Van)
	.480	2007-08 (Van)	.771	2004-05 (Mem)	781	2001-02 (Mem)
	.475	1997-98, 1995-96 (Van)	.770	2008-09 (Mem)	725	1996-97, 1999-00 (Van)
Game	.658	Mem vs Cha, 12/19/08 (50/76)	1.000	(Many times) Mem at NO, 4/15/12 (21/21)*	20	Van at Atl, 2/20/98
	.640	Mem at Den, 3/6/06 (48/75)			19	(4) Mem vs Pho, 2/21/02*
	.638	Van vs Pho, 4/12/98 (51/80)				
Half Quarter OT	.733	Van at GS, 1/27/97 (2nd) (22/30)	1.000	(Many times) Mem at NO, 4/15/12 (2nd) (13/13)*	14	Van at Atl, 2/20/98 (1st)
	.875	(3) Mem vs NO, 1/30/10 (3rd) (14/16)*	1.000	(Many times) Mem vs Ori, 4/26/12 (2nd) (2/2)*	9	Van vs Sea, 4/3/98 (2nd)
	.857	(2) Mem vs Por, 1/27/07 (2nd) (6/7)*	1.000	(Many times) Mem vs Den, 1/31/12 (2/2)*	4	(2) Van vs Bos, 2/17/99 (3rd)*
	3-Pt Field Goals Made		Total Rebounds		Turnovers	
Season	591	2007-08 (Mem)	3,695	2001-02 (Mem)	1,423	1995-96 (Van)
	587	2010-11 (Mem)	3,681	2002-03 (Mem)	1,395	2003-04 (Mem)
	576	2006-07 (Mem)	3,653	2007-08 (Van)	1,367	2010-11 (Mem)
Game	20	Mem at NY, 3/17/11	76	Van at Dal, 12/28/95 (2ot)	30	Van at Phi, 1/5/96 (ot)
	19	Mem vs NY, 11/12/08	66	Mem at GS, 1/12/04	30	Mem vs NJ, 12/13/03
	18	(2) Mem vs Ori, 1/23/08*	65	Van vs Dal, 11/13/95 (2ot)	28	(2) Mem at Pho, 11/5/10 (2ot)*
Half Quarter OT	12	Mem at NY, 3/17/11 (2nd)	40	Mem vs Mil, 11/14/08 (2nd)	19	Van vs Min, 4/3/96 (2nd)
	9	Van vs Dal, 3/1/96 (3rd)	21	Van at Dal, 12/28/95 (1st)	11	(5) Mem vs NO, 4/18/12 (3rd)*
	3	Van vs Hou, 11/29/99	9	(2) Mem vs Mia, 2/19/10 (2nd)*	3	(7) Mem vs Tor, 3/16/12*
	3-Pt Field Goal Atts		Offensive Rebounds		Blocks	
Season	1,592	2010-11 (Mem)	1,206	1996-97 (Van)	538	1997-98 (Van)
	1,510	2008-09 (Mem)	1,144	1997-98 (Van)	519	1999-00 (Van)
	1,480	2006-07 (Mem)	1,135	2001-02 (Mem)	505	2010-11 (Mem)
Game	46	Mem vs GS, 1/3/07	37	Van at Dal, 12/28/95 (2ot)	18	Van at Den, 3/15/99
	45	Mem at LAL, 3/28/08	33	Van at GS, 4/18/01	16	Mem at LAL, 12/3/02
	44	Van vs Dal, 3/1/96	31	(2) Van at NJ, 2/4/97*	15	(4) Mem vs Den, 1/27/09*
Half Quarter OT	27	Van vs Dal, 3/1/96 (2nd)	20	Van at Bos, 2/2/97 (2nd)	11	Van at Den, 3/15/99 (1st)
	20	Van vs Dal, 3/1/96 (3rd)	12	(3) Mem at Uta, 12/26/05 (2nd)*	6	(Many times) Mem at Mia, 4/13/11 (2nd)*
	7	Mem at Min, 4/19/06 (2nd)	4	(4) Mem at Phi, 3/2/07*	3	(3) Mem at SA, 12/27/08 (2nd)*

\* Most recent occurrence





## OPPONENTS ALL-TIME SEASON & SINGLE-GAME LOWS

	Points	3-Pt Field Goal Pct	Defensive Rebounds
Season	4,876 1998-99 (Van) 6,136 2011-12 (Mem) 7,255 2005-06 (Mem)	.333 1999-00 (Van) .334 2005-06 (Mem) .338 2003-04 (Mem)	1,456 1998-99 (Van) 1,954 2011-12 (Mem) 2,336 1999-00 (Van)
Game	63 Mem vs NJ, 12/13/03 65 Van vs Mia, 1/13/96 65 Mem vs Uta, 1/6/06	.000 (Many times) Mem at Tor, 1/24/11 (0/13)*	14 Van vs Dal, 3/31/98 16 Mem vs Was, 2/7/06 17 (4) Mem vs SA, 3/27/11*
Half	24 (2) Mem at LAL, 12/20/04 (2nd)*	.000 (Many times) Mem at Sac, 3/20/12 (2nd)*	5 (2) Van vs Dal, 3/31/98 (2nd)*
Quarter	7 Mem at Pho, 11/11/06 (4th)*	.000 (Many times) Mem vs Cle, 4/23/12 (2nd)*	1 (7) Mem at LAC, 4/13/11 (3rd)*
OT	4 (3) Mem vs Hou, 12/13/02*	.000 (Many times) Mem vs LAL, 3/13/12 (1st)*	0 (4) Mem vs Pho, 12/8/10*
	Field Goals Made	Free Throws Made	Assists
Season	1,813 1998-99 (Van) 2,278 2011-12 (Mem) 2,684 2004-05 (Mem)	1,021 1998-99 (Van) 1,163 2011-12 (Mem) 1,268 2001-02 (Mem)	1,189 1998-99 (Van) 1,274 2011-12 (Mem) 1,605 2005-06 (Mem)
Game	21 Mem at Det, 1/6/05 23 (3) Mem vs Tor, 2/7/09*	3 Mem vs Pho, 12/17/05 4 (3) Mem vs NY, 3/9/11*	10 Van at Dal, 11/8/00 10 Mem at Hou, 10/29/08 11 (5) Mem vs Ind, 3/19/11*
Half	7 Mem at LAL, 12/20/04 (2nd)	0 (6) Mem vs Dal, 12/4/09 (2nd)*	3 (2) Mem vs Det, 11/24/10 (2nd)*
Quarter	1 Mem at Min, 12/29/08 (2nd)	0 (Many times) Mem vs Ori, 4/26/12 (3rd)*	0 (8) Mem vs Det, 11/24/10 (4th)*
OT	1 (Many times) Mem at Uta, 12/26/05*	0 (Many times) Mem at Hou, 2/5/11*	0 (Many times) Mem vs Tor, 3/16/12*
	Field Goal Atts	Free Throw Atts	Personal Fouls
Season	3,917 1998-99 (Van) 5,132 2011-12 (Mem) 6,172 2005-06 (Mem)	1,400 1998-99 (Van) 1,522 2011-12 (Mem) 1,788 2001-02 (Mem)	1,164 1998-99 (Van) 1,275 2011-12 (Mem) 1,593 1996-97 (Van)
Game	60 Van vs Hou, 3/6/99 60 Mem vs Hou, 11/25/05 60 Mem vs NO, 4/18/12	4 Mem vs Pho, 12/17/05 4 Mem at NY, 3/11/03 4 Mem vs NY, 3/9/11	9 Van vs Por, 4/10/01 10 Mem at Hou, 4/15/03 10 Mem at Min, 2/6/10
Half	25 Mem vs NO, 4/18/12 (2nd)	0 (6) Mem vs Dal, 12/4/09 (2nd)*	2 Van vs Por, 4/10/01
Quarter	8 Mem vs NO, 4/18/12 (3rd)	0 (Many times) Mem at Min, 4/17/12 (3rd)*	0 (Many times) Mem vs GS, 3/20/10 (3rd)*
OT	4 (3) Mem at Min, 12/29/08*	0 (Many times) Mem at Hou, 2/5/11*	0 (Many times) Mem vs LAL, 3/13/12 (2nd)*
	Field Goal Pct	Free Throw Pct	Steals
Season	.432 2004-05 (Mem) .436 2005-06 (Mem) .436 2003-04 (Mem)	.727 1996-97 (Van) .729 1998-99 (Van) .732 2000-01 (Mem)	490 1998-99 (Van) 518 2011-12 (Mem) 597 2005-06 (Mem)
Game	.275 Mem vs GS, 11/12/04 (25/91) .277 Van vs Dal, 11/13/95 (26/94) .291 Mem vs Tor, 2/7/09 (23/79)	.333 Van at LAL, 2/2/97 (8/24) .357 Mem vs Tor, 12/27/10 (5/14) .400 Mem at Mia, 12/28/01 (6/15)	1 Van vs Det, 12/7/95 1 Mem vs Tor, 2/21/06 1 Mem at Tor, 11/28/07
Half	.225 Mem vs GS, 4/4/06 (1st) (9/40)	.000 (6) Mem vs Dal, 12/4/09 (2nd)*	0 (Many times) Mem at Hou, 3/30/12 (2nd)*
Quarter	.063 Mem at Min, 12/29/08 (2nd) (1/16)	.000 (Many times) Mem vs Ori, 4/26/12 (3rd)*	0 (Many times) Mem at Cha, 4/20/12 (2nd)*
OT	.125 Van vs Phi, 3/24/96 (1/8)	.000 (Many times) Mem at SA, 12/27/08 (1st)*	0 (Many times) Mem vs LAL, 3/13/12 (1st)*
	3-Pt Field Goals Made	Total Rebounds	Turnovers
Season	229 1998-99 (Van) 361 1999-00 (Van) 369 2003-04 (Mem)	2,129 1998-99 (Van) 2,683 2011-12 (Mem) 3,273 2008-09 (Mem)	779 1998-99 (Van) 1,096 2007-08 (Mem) 1,130 2011-12 (Mem)
Game	0 (Many times) Mem at Tor, 1/24/11*	24 Mem vs Was, 2/27/06 24 Van vs Dal, 2/27/01 25 (4) Mem at Sac, 3/27/09*	4 Mem at Sea, 1/17/03 (ot) 5 Van at Ori, 3/17/98 5 Van vs Cle, 1/13/01
Half	0 (Many times) Mem vs NO, 4/18/12 (2nd)*	8 Van at Por, 4/8/00 (1st)	1 (3) Van vs Cle, 1/13/01 (2nd)*
Quarter	0 (Many times) Mem vs Cle, 4/23/12 (2nd)*	2 (5) Mem vs NO, 4/18/12 (3rd)*	0 (Many times) Mem vs LAC, 4/9/12 (1st)*
OT	0 (Many times) Mem vs Tor, 3/16/12*	0 (2) Mem vs Pho, 12/8/10*	0 (Many times) Mem at Pho, 11/5/10 (2nd)*
	3-Pt Field Goal Atts	Offensive Rebounds	Blocks
Season	653 1998-99 (Van) 1,075 2000-01 (Mem) 1,083 1999-00 (Van)	673 1998-99 (Van) 729 2011-12 (Mem) 842 2008-09 (Mem)	328 1998-99 (Van) 363 2011-12 (Mem) 403 2007-08 (Mem)
Game	1 Van at Pho, 2/5/95 1 Van at Pho, 2/19/96 1 Mem at LAC, 2/10/06	3 (6) Mem vs OKC, 1/4/11*	0 (Many times) Mem vs Por, 4/21/12*
Half	0 (Many times) Mem at LAC, 2/10/06 (2nd)*	0 (6) Mem vs Chi, 1/17/11 (1st)*	0 (Many times) Mem vs Por, 4/21/12 (2nd)*
Quarter	0 (Many times) Mem at Cha, 4/20/12 (2nd)*	0 (Many times) Mem vs Ori, 4/26/12 (1st)*	0 (Many times) Mem vs Ori, 4/26/12 (3rd)*
OT	0 (Many times) Mem vs Tor, 3/16/12*	0 (Many times) Mem vs LAL, 3/13/12 (2nd)*	0 (Many times) Mem vs Tor, 3/16/12*

INTRO

PLAYERS

OWNERSHIP

FRONT OFFICE

MEDIA

COMMUNITY

HISTORY

PLAYOFFS

REVIEW

OPPONENTS

NBA

FEDERATION

AT A GLANCE



# ALL-TIME TEAM RECORDS

## GRIZZLIES RECORD WHEN...

Won / Loss Records	Van	Mem	Mem	Mem	Mem	Mem	Mem	Mem	Mem	Mem	Mem	Mem	Mem	Mem	All-Time			
	95-01	01-02	02-03	03-04	04-05	05-06	06-07	07-08	08-09	09-10	10-11	11-12	11-12	11-12	Gm	W	L	Pct
Overall	101-359	23-59	28-54	50-32	45-37	49-33	22-60	22-60	24-58	40-42	46-36	41-25	41-25	41-25	1346	491	855	.365
When scoring 100 pts or more	52-52	9-7	19-14	25-3	17-6	18-5	16-24	18-22	17-11	30-18	33-14	17-3	17-3	17-3	450	271	179	.602
When scoring less than 100 pts	49-307	14-52	9-40	25-29	28-31	31-28	6-36	4-38	7-47	10-24	13-22	24-22	24-22	24-22	896	220	676	.246
When opp't scores 100 pts or more	24-210	4-29	10-35	11-12	2-14	3-9	12-43	11-52	7-37	17-36	9-22	4-8	4-8	4-8	621	114	507	.184
When opp't scores less than 100 pts	77-149	19-30	18-19	39-20	43-23	46-24	10-17	11-8	17-21	23-6	37-14	37-17	37-17	37-17	725	377	348	.520
When the Grizzlies shoot 50%+	31-44	7-5	14-4	14-1	9-6	15-3	9-14	12-6	10-6	16-8	23-7	13-0	13-0	13-0	277	173	104	.625
When the Grizzlies shoot <50%	70-315	16-54	14-50	36-31	36-31	34-30	13-46	10-54	14-52	24-34	23-29	28-25	28-25	28-25	1069	318	751	.297
Against .500 or better opponents	36-231	13-35	13-35	22-24	18-28	19-20	9-32	6-40	2-25	19-33	23-23	20-18	20-18	20-18	744	200	544	.269
Against sub .500 opponents	65-128	10-24	15-19	28-8	27-9	30-13	13-28	16-20	22-33	21-9	23-12	21-6	21-6	21-6	600	291	309	.485
In games decided by 3 points or less	23-39	7-6	5-7	10-6	7-11	6-10	5-12	2-11	2-4	6-4	9-10	6-2	6-2	6-2	210	88	122	.419
In games decided by 6 points or less	44-101	15-14	12-19	21-15	12-16	13-15	8-23	8-16	10-11	16-10	17-17	20-8	20-8	20-8	461	196	265	.425
In games decided by 10+ points	38-200	6-35	14-23	18-7	23-12	30-13	8-26	10-37	13-28	17-26	23-12	26-19	26-19	26-19	664	235	442	.354
When leading after three quarters	70-47	16-11	22-9	35-2	36-9	45-10	12-9	19-8	19-10	32-10	35-8	30-5	30-5	30-5	509	371	138	.729
When trailing after three quarters	24-286	5-46	6-43	14-30	8-27	4-22	9-49	1-51	5-46	8-30	10-26	10-19	10-19	10-19	779	104	675	.134

## GRIZZLIES ALL-TIME RECORD IN OVERTIME

Summary	Memphis	Opponent	OT	Result	Memphis	Opponent	OT	Result
<b>RECORD</b>	<b>W-L</b>	<b>2001-02</b>	<b>2-1</b>		<b>2007-08</b>	<b>1-4</b>		
Overall	33-54	1/12/02	at Utah	2 Won, 97-95	11/16/07	vs New Orleans	1	Lost, 118-120
Memphis	22-36	1/28/02	vs LA Clippers	1 Won, 119-115	12/7/07	at New Orleans	1	Lost, 116-118
Prior Years	11-18	2/19/02	at San Antonio	1 Lost, 93-99	1/15/08	vs Cleveland	1	Lost, 124-132
Home	19-27				1/26/08	vs LA Clippers	1	Won, 125-120
Road	14-27	<b>2002-03</b>	<b>3-6</b>		3/26/08	at Sacramento	1	Lost, 106-107
In Memphis	11-16	11/4/02	vs San Antonio	1 Lost, 101-103				
		11/19/02	at Minnesota	1 Lost, 106-110	<b>2008-09</b>	<b>0-4</b>		
<b>BY YEARS</b>		11/29/02	vs LA Lakers	1 Lost, 106-112	11/14/08	vs Milwaukee	1	Lost, 96-101
1995-96	4-3	12/13/02	vs Houston	1 Won, 114-109	12/27/08	at San Antonio	2	Lost, 103-106
1996-97	0-3	1/17/03	at Seattle	1 Lost, 108-110	12/28/08	at Minnesota	1	Lost, 98-108
1997-98	4-2	2/18/03	vs Indiana	1 Won, 108-103	1/28/09	at Oklahoma City	1	Lost, 102-114
1998-99	1-3	2/21/03	at New Orleans	1 Lost, 123-125				
1999-00	1-5	2/28/03	vs Miami	1 Won, 126-116	<b>2009-10</b>	<b>3-5</b>		
2000-01	1-2	4/13/03	vs Detroit	2 Lost, 107-110	11/2/09	at Sacramento	1	Lost, 116-127
2001-02	2-1				12/8/09	vs Cleveland	1	Won, 111-109
2002-03	3-6	<b>2003-04</b>	<b>5-0</b>		12/28/09	vs Washington	1	Won, 116-111
2003-04	5-0	11/15/03	vs Dallas	1 Won, 108-101	1/30/10	vs New Orleans	1	Lost, 102-109
2004-05	0-1	11/29/03	at Cleveland	2 Won, 122-115	2/17/10	at Toronto	1	Won, 109-102
2005-06	2-3	1/11/04	at LA Clippers	1 Won, 108-107	2/19/10	vs Miami	2	Lost, 87-100
2006-07	3-5	1/12/04	at Golden State	2 Won, 115-113	3/28/10	at Milwaukee	1	Lost, 103-108
2007-08	1-4	3/29/04	at Atlanta	2 Won, 136-133	3/31/10	vs Dallas	1	Lost, 102-106
2008-09	0-4							
2009-10	3-5	<b>2004-05</b>	<b>0-1</b>		<b>2010-11</b>	<b>2-5</b>		
2010-11	2-5	2/25/05	vs Denver	1 Lost, 94-97	11/5/10	at Phoenix	2	Lost, 118-123
2011-12	1-2				11/13/10	vs Boston	1	Lost, 110-116
		2005-06:	2-3		12/8/10	at Phoenix	1	Won, 104-98
		12/19/05	vs Detroit	2 Lost, 104-106	12/18/10	at San Antonio	1	Lost, 106-112
		12/26/05	at Utah	1 Lost, 102-105	1/19/11	at New Orleans	1	Lost, 102-103
		12/28/05	at LA Lakers	1 Won, 100-99	2/5/11	at Houston	1	Lost, 93-95
		1/20/06	at Philadelphia	1 Lost, 86-89	2/8/11	at Oklahoma City	1	Won, 105-101
		4/19/06	at Minnesota	2 Won, 102-92				
		<b>2006-07</b>	<b>3-5</b>		<b>2011-12</b>	<b>1-2</b>		
		11/1/06	vs New York	3 Lost, 117-118	1/31/12	vs Denver	1	Won, 100-97
		12/18/06	vs Seattle	2 Won, 134-126	3/13/12	vs LA Lakers	2	Lost, 111-116
		12/22/06	at NOK	1 Lost, 97-100	3/16/12	vs Toronto	1	Lost, 110-114
		1/24/07	at Utah	1 Won, 132-130				
		1/27/07	vs Portland	2 Lost, 132-135				
		2/9/07	vs Minnesota	1 Won, 105-97				
		2/21/07	at Golden State	1 Lost, 115-118				
		3/2/07	at Philadelphia	1 Lost, 112-117				



## GRIZZLIES NBA DRAFT HISTORY

Year	Player	Round, Pick	From
2012	Tony Wroten	1st Round, 25th pick	Washington
2011	Josh Selby	2nd Round, 49th pick	Kansas
2010	Xavier Henry	1st Round, 12th pick	Kansas
	Dominique Jones	1st Round, 25th pick	South Florida
	Greivis Vasquez	1st Round, 28th pick	Maryland
2009	Hasheem Thabeet	1st Round, 2nd pick	Connecticut
	DeMarre Carroll	1st Round, 27th pick	Missouri
	Sam Young	2nd Round, 36th pick	Pittsburgh
2008	Kevin Love	1st Round, 5th pick	UCLA
	Donte Greene	1st Round, 28th pick	Syracuse
2007	Mike Conley	1st Round, 4th pick	Ohio State
2006	Kyle Lowry	1st Round, 24th pick	Villanova
2005	Hakim Warrick	1st Round, 19th pick	Syracuse
2004	Sergei Lishouk	2nd Round, 49th pick	Ukraine
2003	Marcus Banks	1st Round, 13th pick	UNLV
	Kendrick Perkins	1st Round, 27th pick	Clifton Ozen HS
2002	Drew Gooden	1st Round, 4th pick	Kansas
	Robert Archibald	2nd Round, 32nd pick	Illinois
	Matt Barnes	2nd Round, 46th pick	UCLA

Year	Player	Round, Pick	From
2001	Shane Battier	1st Round, 6th pick	Duke
	Jamaal Tinsley	1st Round, 27th pick	Iowa State
	Will Solomon	2nd Round, 33rd pick	Clemson
	Antonis Fotsis	2nd Round, 48th pick	Greece
2000	Stromile Swift	1st Round, 2nd pick	LSU
1999	Steve Francis	1st Round, 2nd pick	Maryland
	Obinna Ekezie	2nd Round, 37th pick	Maryland
	Antwain Smith	2nd Round, 51st pick	St. Paul's College
1998	Mike Bibby	1st Round, 2nd pick	Arizona
	J.R. Henderson	2nd Round, 56th pick	UCLA
1997	Antonio Daniels	1st Round, 4th pick	Bowling Green
	C.J. Bruton	2nd Round, 53rd pick	Indian Hills CC
1996	Shareef Abdur-Rahim	1st Round, 3rd pick	California
	Roy Rogers	1st Round, 22nd pick	Alabama
	Chris Robinson	2nd Round, 51st pick	Western Kentucky
1995	Bryant Reeves	1st Round, 6th pick	Oklahoma State
	Lawrence Moten	2nd Round, 36th pick	Syracuse

## MEMPHIS NOTES

**2012 NBA Draft** The Grizzlies conveyed their 2012 second round draft pick to the Philadelphia 76ers in exchange for Marreese Speights and sent Xavier Henry to the New Orleans Hornets in a three-team trade on Jan. 4, 2012.

**2011 NBA Draft** The Grizzlies conveyed their 2011 first round draft pick to the Utah Jazz on Feb. 18, 2010 in exchange for Ronnie Brewer. Utah subsequently packaged the pick with Kosta Koufos and a future first round draft pick to acquire Al Jefferson from the Minnesota Timberwolves. Minnesota selected Donatas Motiejunas with the 20th overall pick in the 2011 Draft.

**2010 NBA Draft** The Grizzlies conveyed the draft rights to Dominique Jones (25th overall) to the Dallas Mavericks in exchange for cash considerations. Memphis originally obtained the 25th overall draft pick from Denver along with Steven Hunter in exchange for a future conditional second round pick on Aug. 7, 2009. The 28th overall draft selection was the second of two draft picks the Grizzlies acquired from the Los Angeles Lakers in exchange for Pau Gasol on Feb. 1, 2008. The Lakers received Memphis' 2010 second round draft pick as part of the trade.

**2009 NBA Draft** The Grizzlies originally acquired the 27th overall draft pick from Orlando in a three-team trade also involving the Houston Rockets on Feb. 19, 2009.

**2008 NBA Draft** The Grizzlies acquired the draft rights to O.J. Mayo, who was selected in the first round (third overall) by the Minnesota Timberwolves along with Marko Jaric, Antoine Walker and Greg Buckner in exchange for the draft rights to Kevin Love (fifth overall), Mike Miller, Brian Cardinal and Jason Collins. Memphis also acquired the draft rights to Darrell Arthur (27th overall) from the Houston Rockets for the draft rights to Donte Greene (28th overall) and a 2009 second round pick.

**2006 NBA Draft** The Grizzlies acquired the draft rights to Rudy Gay, who was selected in the first round (eighth overall) by the Houston Rockets, and Stromile Swift from Houston in exchange for Shane Battier. The Grizzlies also acquired the draft rights to Alexander Johnson, who was selected in the second round (45th overall by Indiana) from Portland in exchange for a second round pick in the 2008 NBA Draft.

**2005 NBA Draft** The Grizzlies acquired the draft rights to Lawrence Roberts (55th overall) from the Seattle SuperSonics in exchange for two future second round draft picks and cash considerations.

**2004 NBA Draft** The Grizzlies conveyed their 2004 first round pick to the Portland Trail Blazers on Dec. 3, 2003 in exchange for Bonzi Wells. Portland received the 23rd overall pick in the 2004 Draft and selected Sergei Monia from Russia. The Grizzlies traded a future second round pick and cash considerations to the Seattle SuperSonics in exchange for the draft rights to Andre Emmett (53rd overall). The Grizzlies traded cash considerations to the Orlando Magic in exchange for the draft rights to Antonio Burks (36th overall).

**2003 NBA Draft** The Grizzlies conveyed the draft rights to the 13th and 27th overall picks (Marcus Banks, Kendrick Perkins) in the 2003 NBA Draft to Boston in exchange for the draft rights to the 16th and 20th overall picks (Troy Bell, Dahntay Jones) in the 2003 NBA Draft. The Grizzlies' second overall pick in 2003 was conveyed to Detroit to complete a 1997 trade. The 13th overall pick in the 2003 NBA Draft was obtained from Houston in the 1999 trade involving Steve Francis and Michael Dickerson. The 27th overall pick in the 2003 NBA Draft was obtained from the Orlando Magic and the Sacramento Kings in an earlier trade.

**2002 NBA Draft** The Grizzlies conveyed the 46th overall pick in the 2002 (Matt Barnes) to the Cleveland Cavaliers along with Nick Anderson in exchange for Wesley Person. The Grizzlies obtained the 48th overall pick in 2002 NBA Draft (Chris Owens) from the Milwaukee Bucks in exchange for the Grizzlies' 2003 second round pick.

**2001 NBA Draft** The Grizzlies conveyed the 27th overall pick in the 2001 NBA Draft (Jamaal Tinsley) to Atlanta as part of the trade which sent Shareef Abdur-Rahim to the Hawks in exchange for the draft rights to the third overall pick (Pau Gasol), Lorenzen Wright and Brevin Knight. The Grizzlies received the 48th overall pick in the 2001 NBA Draft from New York as part of the trade which sent Othella Harrington to the Knicks in exchange for Erick Strickland and the rights to the L.A. Lakers' first round pick in the 2001 NBA Draft (27th overall).



# ALL-TIME TEAM RECORDS

## GRIZZLIES ALL-TIME ATTENDANCE

Season	Gm	HOME ATTENDANCE				ROAD ATTENDANCE				NBA Avg
		Total	Average	Rank	Sellouts	Total	Average	Rank		
MEMPHIS										
2011-12	33	518,446	15,710	20th	4	563,271	17,069	15th	17,274	
2010-11	41	600,687	14,651	27th	4	674,096	16,441	28th	17,319	
2009-10	41	552,914	13,486	28th	3	684,350	16,691	22nd	17,165	
2008-09	41	519,895	12,680	29th	2	701,143	17,101	23rd	17,520	
2007-08	41	523,578	12,770	29th	2	696,385	16,985	22nd	17,376	
2006-07	41	600,836	14,655	30th	3	710,811	17,337	25th	17,757	
2005-06	41	647,533	15,793	26th	4	705,671	17,211	18th	17,558	
2004-05	41	691,362	16,682	18th	18	681,487	16,622	30th	17,314	
2003-04	41	622,723	15,188	25th	5	684,513	16,695	17th	17,050	
2002-03	41	611,322	14,910	24th	4	667,360	16,277	24th	16,883	
2001-02	41	591,030	14,415	25th	6	648,706	15,822	28th	16,974	
MEMPHIS	443	6,480,326	14,628		55	7,417,793	16,744			
VANCOUVER										
2000-01	41	563,218	13,737	27th	2	648,706	15,822	28th	16,784	
1999-00	41	569,864	13,899	27th	1	657,705	16,042	26th	16,870	
1998-99	25	417,966	16,719	16th	7	394,422	15,777	24th	16,738	
1997-98	41	660,457	16,109	20th	2	635,692	15,505	29th	17,135	
1996-97	41	679,422	16,571	17th	6	624,046	15,221	29th	17,077	
1995-96	41	704,489	17,183	14th	10	665,147	16,223	27th	17,252	
TOTAL	673	10,075,742	14,971		83	11,043,511	16,409			

## GRIZZLIES OPENING NIGHT

### Season Openers (2-15)

Season	Date	Opp	Result	Attend	C	F	F	G	G
2011-12	12/26/11	SA	Lost, 82-95 at SA	18,581	M. Gasol	Z. Randolph	R. Gay	T. Allen	M. Conley
2010-11	10/27/10	ATL	Lost, 104-119 at Mem	17,519	Z. Randolph	D. Arthur	R. Gay	O.J. Mayo	M. Conley
2009-10	10/28/09	DET	Lost, 74-96 at Mem	17,212	M. Gasol	Z. Randolph	R. Gay	O.J. Mayo	M. Conley
2008-09	10/29/08	HOU	Lost, 71-82 at Hou	18,196	M. Gasol	D. Millicic	R. Gay	O.J. Mayo	M. Conley
2007-08	10/31/07	SA	Lost, 101-104 at Mem	17,538	D. Millicic	P. Gasol	R. Gay	M. Miller	D. Stoudamire
2006-07	11/1/06	NY	Lost, 117-118 at Mem (3OT)	17,117	J. Tsakalidis	H. Warrick	M. Miller	E. Jones	D. Stoudamire
2005-06	11/2/05	MIA	Lost, 78-97 at Mem	18,119	L. Wright	P. Gasol	S. Battier	E. Jones	D. Stoudamire
2004-05	11/3/05	WAS	Lost, 91-103 at Mem	18,119	S. Swift	P. Gasol	J. Posey	B. Wells	J. Williams
2003-04	10/31/03	BOS	Lost, 91-93 at Mem	16,178	S. Swift	P. Gasol	J. Posey	M. Miller	J. Williams
2002-03	10/30/02	DAL	Lost, 109-119 at Mem	16,638	P. Gasol	D. Gooden	W. Person	M. Dickerson	J. Williams
2001-02	11/1/01	DET	Lost, 80-90 at Mem	19,405	L. Wright	S. Swift	S. Battier	M. Dickerson	J. Williams
2000-01	10/31/00	SEA	Won, 94-88 at Van	15,779	B. Reeves	O. Harrington	S. Abdur-Rahim	M. Dickerson	M. Bibby
1999-00	11/2/99	POR	Lost, 86-106 at Van	18,218	B. Reeves	O. Harrington	S. Abdur-Rahim	M. Dickerson	M. Bibby
1998-99	2/7/99	SAC	Lost, 87-109 at Sac	17,317	T. Massenburg	C. Parks	S. Abdur-Rahim	S. Mack	M. Bibby
1997-98	10/31/97	DAL	Lost, 88-90 at Van	17,021	B. Reeves	O. Thorpe	S. Abdur-Rahim	A. Peeler	A. Daniels
1996-97	11/1/96	POR	Lost, 85-114 at Van	19,193	B. Reeves	E. Mobley	S. Abdur-Rahim	A. Peeler	G. Anthony
1995-96	11/3/95	POR	Won, 92-80 at Por	21,398	B. Benjamin	K. Gattison	C. King	B. Edwards	G. Anthony

### Home Openers (3-14)

Season	Date	Opp	Result	Attend
2011-12	12/28/11	OKC	Lost, 95-98 at Mem	18,119
2010-11	10/27/10	ATL	Lost, 104-119 at Mem	17,519
2009-10	10/28/09	DET	Lost, 74-96 at Mem	17,212
2008-09	10/31/08	ORL	Won, 86-84 at Mem	16,139
2007-08	10/31/07	SA	Lost, 101-104 at Mem	17,538
2006-07	11/1/06	NY	Lost, 117-118 at Mem (3OT)	17,117
2005-06	11/2/05	MIA	Lost, 78-97 at Mem	18,119
2004-05	11/3/05	WAS	Lost, 91-103 at Mem	18,119
2003-04	10/31/03	BOS	Lost, 91-93 at Mem	16,178
2002-03	10/30/02	DAL	Lost, 109-119 at Mem	16,638
2001-02	11/1/01	DET	Lost, 80-90 at Mem	19,405
2000-01	10/31/00	SEA	Won, 94-88 at Van	15,779
1999-00	11/2/99	POR	Lost, 86-106 at Van	18,218
1998-99	2/8/99	POR	Lost, 76-95 at Van	18,353
1997-98	10/31/97	DAL	Lost, 88-90 at Van	17,021
1996-97	11/1/96	POR	Lost, 85-114 at Van	19,193
1995-96	11/5/95	MIN	Won, 100-98 at Van	19,193





## GRIZZLIES PRESEASON HISTORY

### MEMPHIS

2001-02 (4-4)	Site	Opponent	Result
10/9/01	Memphis, TN	Portland	W, 99-95
10/14/01	Memphis, TN	LA Clippers	W, 121-113
10/15/01	Memphis, TN	Seattle	W, 103-99
10/18/01	Memphis, TN	Miami	W, 110-106
10/21/01	Phoenix, AZ	Phoenix	L, 88-102
10/23/01	Anaheim, CA	LA Lakers	L, 94-128
10/24/01	Sacramento, CA	Sacramento	L, 94-107
10/26/01	Portland, OR	Portland	L, 88-101

2002-03 (3-5)	Site	Opponent	Result
10/8/02	Memphis, TN	Houston	L, 98-106
10/9/02	Memphis, TN	Miami	W, 83-71
10/11/02	Little Rock, AR	LA Lakers	L, 87-95
10/13/02	Los Angeles, CA	LA Clippers	L, 96-106
10/14/02	Memphis, TN	Seattle	L, 78-88
10/18/02	Memphis, TN	Orlando	W, 108-105
10/19/02	Memphis, TN	Chicago	W, 123-99
10/22/02	Orlando, FL	Orlando	L, 74-82

2003-04 (7-1)	Site	Opponent	Result
10/6/03	Memphis, TN	Milwaukee	W, 105-94
10/8/03	Paris, FRANCE	San Antonio	L, 93-105
10/10/03	Barcelona, SPAIN	FC Barcelona	W, 91-80
10/14/03	Memphis, TN	Washington	W, 101-85
10/17/03	Memphis, TN	Orlando	W, 84-65
10/18/03	Memphis, TN	Atlanta	W, 94-81
10/21/03	Miami, FL	Miami	W, 97-82
10/23/03	Chicago, IL	Chicago	W, 93-89

2004-05 (6-2)	Site	Opponent	Result
10/12/04	Orlando, FL	Orlando	W, 99-95
10/14/04	Memphis, TN	Cleveland	W, 102-94
10/16/04	Memphis, TN	Indiana	L, 108-91
10/20/04	Atlanta, GA	Atlanta	W, 95-86
10/21/04	Memphis, TN	Milwaukee	W, 97-75
10/23/04	Memphis, TN	Atlanta	W, 104-72
10/26/04	Indianapolis, IN	Indiana	L, 96-102
10/28/04	Green Bay, WI	Milwaukee	W, 99-92

2005-06 (6-2)	Site	Opponent	Result
10/12/05	Memphis, TN	Chicago	W, 86-82
10/14/05	San Juan, PR	Miami	W, 101-91
10/15/05	Memphis, TN	Washington	W, 104-79
10/19/05	Cleveland, OH	Cleveland	L, 88-84
10/22/05	Memphis, TN	Houston	W, 82-78
10/24/05	Memphis, TN	Orlando	L, 67-65
10/25/05	Chicago, IL	Chicago	W, 95-88
10/27/05	Chattanooga, TN	Atlanta	W, 99-84

### VANCOUVER

1995-96 (1-7)	Site	Opponent	Result
10/13/95	Vancouver, BC	Portland	L, 86-104
10/16/95	Sacramento, CA	Sacramento	L, 72-101
10/17/95	Vancouver, BC	Minnesota	L, 79-93
10/21/95	Winnipeg, MB	Toronto	L, 77-98
10/22/95	Vancouver, BC	Sacramento	L, 84-110
10/26/95	Eugene, OR	Portland	L, 96-101
10/28/95	Edmonton, AB	Boston	L, 101-103
10/29/95	Vancouver, BC	Seattle	W, 105-104

1996-97 (2-6)	Site	Opponent	Result
10/10/96	Vancouver, BC	Utah	L, 77-89
10/11/96	Phoenix, AZ	Phoenix	L, 83-100
10/14/96	Missoula, MT	Seattle	L, 83-89
10/15/96	Vancouver, BC	Dallas	W, 86-75
10/18/96	Mankato, MN	Minnesota	L, 88-104
10/24/96	Vancouver, BC	LA Clippers	L, 87-97
10/25/96	Portland, OR	Portland	L, 77-98
10/27/96	Calgary, AB	Toronto	W, 80-77

1997-98 (2-6)	Site	Opponent	Result
10/11/97	Los Angeles, CA	LA Clippers	L, 94-98
10/12/97	Phoenix, AZ	Phoenix	L, 88-93
10/14/97	Vancouver, BC	Portland	W, 103-83
10/15/97	Rapid City, SD	Dallas	W, 83-79
10/18/97	Vancouver, BC	Sacramento	L, 81-98
10/20/97	Halifax, NS	Toronto	L, 98-107
10/22/97	Vancouver, BC	Phoenix	L, 83-113
10/24/97	Vancouver, BC	Golden State	L, 100-107

VANCOUVER PRESEASON RECORD: G: 42 W: 7 L: 35  
ALL-TIME PRESEASON RECORD: G: 124 W: 56 L: 67

2006-07 (4-4)	Site	Opponent	Result
10/10/06	Houston, TX	Houston	W, 75-69
10/11/06	Memphis, TN	Atlanta	L, 91-108
10/14/06	Memphis, TN	Detroit	W, 101-89
10/16/06	Memphis, TN	Chicago	L, 78-87
10/20/06	Memphis, TN	Miami	W, 96-95
10/21/06	Orlando, FL	Orlando	L, 89-112
10/24/06	Chicago, IL	Chicago	L, 87-84
10/25/06	Detroit, MI	Detroit	W, 92-82

2007-08 (5-3)	Site	Opponent	Result
10/9/07	Malaga, SPAIN	Unicaja Malaga	L, 102-99
10/11/07	Madrid, SPAIN	MMT Estudiantes	W, 98-73
10/15/07	Memphis, TN	Minnesota	W, 101-93
10/17/07	Indianapolis, IN	Miami	L, 115-122
10/22/07	Memphis, TN	Miami	W, 104-98
10/23/07	Houston, TX	Houston	W, 109-107
10/24/07	Memphis, TN	Houston	W, 96-90
10/26/07	Memphis, TN	Indiana	L, 113-140

2008-09 (2-6)	Site	Opponent	Result
10/7/08	Houston, TX	Houston	L, 93-96
10/8/08	Memphis, TN	Washington	L, 80-89
10/10/08	Memphis, TN	Charlotte	W, 92-78
10/13/08	Memphis, TN	Indiana	W, 103-95
10/15/08	Memphis, TN	Houston	L, 97-101
10/17/08	Indianapolis, IN	Indiana	L, 86-112
10/21/08	Miami, FL	Miami	L, 85-102
10/22/08	Orlando, FL	Orlando	L, 90-101

2009-10 (3-5)	Site	Opponent	Result
10/6/09	Richmond, VA	Washington	L, 92-101
10/7/09	Memphis, TN	Oklahoma City	W, 99-91
10/11/09	Dallas, TX	Dallas	L, 107-114
10/12/09	Memphis, TN	Orlando	L, 83-102
10/14/09	Memphis, TN	Atlanta	L, 96-111
10/17/09	Memphis, TN	Detroit	W, 115-94
10/21/09	Miami, FL	Miami	L, 93-99
10/23/09	Charlotte, NC	Charlotte	W, 95-92

2010-11 (8-0)	Site	Opponent	Result
10/6/10	Memphis, TN	Indiana	W, 87-85
10/7/10	Atlanta, GA	Atlanta	W, 115-111 (OT)
10/9/10	New Orleans, LA	New Orleans	W, 97-90
10/12/10	Tulsa, OK	Oklahoma City	W, 116-96
10/14/10	Memphis, TN	Caja Laboral	W, 110-105
10/16/10	Memphis, TN	Milwaukee	W, 91-77
10/18/10	Memphis, TN	New Orleans	W, 96-91
10/22/10	Detroit, MI	Detroit	W, 106-103

2011-12 (1-1)	Site	Opponent	Result
12/16/11	Memphis, TN	New Orleans	W, 97-90
12/21/11	New Orleans, LA	New Orleans	L, 80-95

MEMPHIS PRESEASON RECORD: G: 82 W: 49 L: 33

1998-99 (0-2)	Site	Opponent	Result
1/29/99	Vancouver, BC	Portland	L, 89-109
1/30/99	Seattle, WA	Seattle	L, 68-80

1999-00 (1-7)	Site	Opponent	Result
10/13/99	Ogden, UT	Utah	L, 86-98
10/15/99	Oakland, CA	Golden State	L, 84-96
10/17/99	Vancouver, BC	Denver	L, 94-106
10/18/99	Edmonton, AB	Toronto	L, 84-110
10/22/99	Vancouver, BC	LA Clippers	L, 94-104
10/24/99	Vancouver, BC	Sacramento	L, 101-103
10/26/99	Denver, CO	Denver	W, 105-97
10/27/99	Vancouver, BC	Seattle	L, 94-95

2000-01 (1-7)	Site	Opponent	Result
10/9/00	Seattle, WA	Seattle	L, 88-96
10/10/00	Vancouver, BC	Golden State	W, 91-84
10/12/00	Toronto, ON	Toronto	L, 92-97
10/14/00	Los Angeles, CA	LA Clippers	L, 78-86
10/15/00	Tucson, AZ	Phoenix	L, 94-105
10/20/00	Sacramento, CA	Sacramento	L, 90-92
10/24/00	Vancouver, BC	Phoenix	L, 75-88
10/25/00	Oakland, CA	Golden State	L, 91-101

INTRO

PLAYERS

OWNERSHIP

FRONT OFFICE

MEDIA

COMMUNITY

HISTORY

PLAYOFFS

REVIEW

OPONENTS

NBA

FEDERATION

AT A GLANCE

99



# ALL-TIME INDIVIDUAL RECORDS

## GRIZZLIES INDIVIDUAL SEASON & GAME HIGHS

(Current players in bold)

POINTS				FIELD GOALS MADE		
Season	1,829	Shareef Abdur-Rahim	1997-98 (Van)	653	Shareef Abdur-Rahim	1997-98 (Van)
	1,681	<b>Zach Randolph</b>	<b>2009-10 (Mem)</b>	<b>652</b>	<b>Zach Randolph</b>	<b>2009-10 (Mem)</b>
	1,663	(2) Shareef Abdur-Rahim	2000-01 (Van)	<b>625</b>	<b>Rudy Gay</b>	<b>2007-08 (Mem)</b>
Game	45	Mike Miller	Mem at GS, 2/21/07	18	Bryant Reeves	Van at Pho, 4/19/97
	44	Pau Gasol	Mem vs Sea, 3/28/06	17	(5) O.J. Mayo*	Mem at Den, 11/1/09
	43	Pau Gasol	Mem at GS, 1/11/08			
Half	27	(3) Mike Miller*	Mem vs Dal, 1/31/07 (2nd)	11	(3) Pau Gasol*	Mem at GS, 1/11/08 (1st)
	22	Greg Anthony	Van vs Det, 12/7/95 (2nd)	8	(2) Mike Bibby*	Van vs Dal, 2/27/01 (4th)

FIELD GOAL ATTEMPTS				FREE THROWS MADE		
Season	1,354	Rudy Gay	2007-08 (Mem)	502	Shareef Abdur-Rahim	1997-98 (Van)
	1,347	Shareef Abdur-Rahim	1997-98 (Van)	446	Shareef Abdur-Rahim	1999-00 (Van)
	1,336	Zach Randolph	2009-10 (Mem)	443	Shareef Abdur-Rahim	2000-01 (Van)
Game	31	Shareef Abdur-Rahim	Van vs Den, 12/23/99	16	Shareef Abdur-Rahim	Van vs LAC, 2/10/99
	31	Shareef Abdur-Rahim	Van at GS, 3/9/99	16	Shareef Abdur-Rahim	Van vs LAL, 2/23/99
	30	Shareef Abdur-Rahim	Van vs Por, 4/11/98	15	(9) Kyle Lowry*	Mem vs Cle, 1/13/09
Half	18	(3) Rudy Gay*	Mem vs Mil, 11/14/08 (2nd)	14	Shareef Abdur-Rahim	Van vs LAC, 2/10/99 (2nd)
Quarter	13	Rudy Gay	Mem vs Ori, 10/31/08 (4th)	12	Shareef Abdur-Rahim	Van vs LAC, 2/10/99 (4th)

FREE THROW ATTEMPTS				3-PT FGS MADE		
Season	640	Shareef Abdur-Rahim	1997-98 (Van)	202	Mike Miller	2006-07 (Mem)
	617	Pau Gasol	2005-06 (Mem)	156	Juan Carlos Navarro	2007-08 (Mem)
	565	Pau Gasol	2002-03 (Mem)	155	Mike Miller	2007-08 (Mem)
Game	20	Pau Gasol	Mem vs Uta, 1/6/06	9	Mike Miller	Mem vs GS, 1/3/07
	19	Shareef Abdur-Rahim	Van vs LAL, 2/23/99	9	Mike Miller	Mem at GS, 2/21/07
	19	Pau Gasol	Mem vs NOK, 12/6/05	8	(2) Juan Carlos Navarro*	Mem vs NO, 11/16/08
Half Quarter	15	(2) Zach Randolph	Mem at Det, 1/12/11 (2nd)	7	Jason Williams	Mem vs Mil, 1/15/05 (2nd)
	12	Shareef Abdur-Rahim	Van vs LAC, 2/10/99 (4th)	5	(4) Mike Miller*	Mem vs Dal, 1/31/07 (4th)

3-PT FG ATTEMPTS				REBOUNDS		
Season	498	Mike Miller	2006-07 (Mem)	950	Zach Randolph	2009-10 (Mem)
	432	Juan Carlos Navarro	2007-08 (Mem)	914	Zach Randolph	2010-11 (Mem)
	430	Jason Williams	2001-02 (Mem)	825	Shareef Abdur-Rahim	1999-00 (Van)
Game	17	Mike Miller	Mem at GS, 2/21/07	26	Lorenzen Wright	Mem vs Dal, 11/4/01
	14	Jason Williams	Mem vs Mil, 12/18/01	25	Zach Randolph	Mem at NY, 2/27/10
	14	Juan Carlos Navarro	Mem at Den, 4/16/08	24	Zach Randolph	Mem vs Den, 12/20/09
Half	11	Jason Williams	Mem vs Mil, 1/15/05 (2nd)	16	Zach Randolph	Mem vs OKC, 12/11/09 (2nd)
	7	(3) Juan Carlos Navarro*	Mem at Den, 4/16/08 (2nd)	13	Zach Randolph	Mem vs OKC, 12/11/09 (3rd)

	OFFENSIVE REBOUNDS				DEFENSIVE REBOUNDS	
Season	330	Zach Randolph	2009-10 (Mem)	620	Zach Randolph	2009-10 (Mem)
	326	Zach Randolph	2010-11 (Mem)	607	Shareef Abdur-Rahim	1999-00 (Van)
	238	Pau Gasol	2001-02 (Mem)	588	Zach Randolph	2010-11 (Mem)
Game	11	Zach Randolph	Mem vs OKC, 12/11/09	18	Shareef Abdur-Rahim	Van at Cha, 11/24/99
	10	(4) Zach Randolph*	Mem at SA, 2/27/11	18	Shareef Abdur-Rahim	Van at Bos, 11/26/00
				17	(2) Lorenzen Wright*	Mem vs Dal, 11/4/01
Half Quarter	10	Zach Randolph	Mem vs OKC, 12/11/09 (2nd)	11	(3) Marc Gasol*	Mem at Mil, 3/31/12 (2nd)
	7	Zach Randolph	Mem vs OKC, 12/11/09 (3rd)	8	(4) Mike Miller*	Mem vs Min, 12/1/07 (1st)

	ASSISTS				STEALS	
Season	685	Mike Bibby	2000-01 (Van)	144	Mike Conley	2010-11 (Mem)
	665	Mike Bibby	1999-00 (Van)	137	James Posey	2003-04 (Mem)
	631	Jason Williams	2002-03 (Mem)	136	Mike Conley	2011-12 (Mem)
Game	19	Jason Williams	Mem vs GS, 3/30/02	8	Tony Allen	Mem vs Cle, 4/23/12
	18	Mike Bibby	Van at Sea, 1/12/01	7	(7) Mike Conley*	Mem vs Min, 10/30/10
	18	Mike Bibby	Van at Den, 4/7/01			
Half Quarter	12	(3) Jason Williams*	Mem vs GS, 3/30/02 (1st)	7	Greg Anthony	Van vs LAC, 11/30/97 (2nd)
	8	(3) Jason Williams*	Mem vs GS, 3/30/02 (2nd)	4	(Many times) Tony Allen*	Mem at GS, 1/23/12 (4th)

\* Most recent occurrence



## GRIZZLIES INDIVIDUAL SEASON & GAME HIGHS (CONT'D)

(Current players in bold)

TURNOVERS				BLOCKS		
Season	257	Shareef Abdur-Rahim	1997-98 (Van)	169	Pau Gasol	2001-02 (Mem)
	249	Shareef Abdur-Rahim	1999-00 (Van)	163	Roy Rogers	1996-97 (Van)
	248	Mike Bibby	2000-01 (Van)	153	Pau Gasol	2005-06 (Mem)
Game	9	Pau Gasol	Mem at Dal, 2/7/07	8	Stromile Swift	Mem vs Phi, 11/20/02
	8	(Many times) Pau Gasol*	Mem at SA, 4/9/06	8	Pau Gasol	Mem vs Sac, 1/29/07
Half Quarter	6	(7) Marc Gasol*	Mem vs Den, 2/17/12 (2nd)	8	Pau Gasol	Mem vs Pho, 2/20/04
	5	(4) Pau Gasol*	Mem at SA, 4/9/06 (1st)	6	Pau Gasol	Mem vs Sac, 1/29/07 (2nd)
				4	(Many times) Rudy Gay*	Mem at LAL, 11/30/10 (4th)
MINUTES				FIELD GOAL PCT		
Season	3,241	Shareef Abdur-Rahim	2000-01 (Van)	.581	Marc Gasol	2009-10 (Mem)
	3,223	Shareef Abdur-Rahim	1999-00 (Van)	.538	Pau Gasol	2006-07 (Mem)
	3,190	Mike Bibby	2000-01 (Van)	.530	Marc Gasol	2008-09 (Mem)
Game	56	Shareef Abdur-Rahim	Van vs Bos, 2/17/99 (3ot)	1.000	Stromile Swift	Mem vs Chi, 3/12/03 (8/8)
	56	Pau Gasol	Mem vs Det, 12/19/06 (2ot)	1.000	Lorenzen Wright	Mem at NJ, 3/24/05 (8/8)
	55	Shareef Abdur-Rahim	Van vs Min, 4/14/00 (2ot)	1.000	Marc Gasol	Mem vs Min, 11/14/09 (8/8)
				1.000	Tony Allen	Mem at Min, 1/4/12 (8/8)
					min. 8 FGA	
FREE THROW PCT				3-PT FG PCT		
Season	.879	O.J. Mayo	2008-09 (Mem)	.433	Mike Miller	2004-05 (Mem)
	.873	Brian Cardinal	2004-05 (Mem)	.433	Wesley Person	2002-03 (Mem)
	.865	James Posey	2004-05 (Mem)	.432	Mike Miller	2007-08 (Mem)
Game	1.000	(Many times) O.J. Mayo*	Mem at Mil, 3/31/12 (10/10)	1.000	Mike Bibby	Van at Tor, 1/9/00 (6/6)
		min. 10 FTA		1.000	(3) James Posey*	Mem at Den, 1/21/05 (5/5)
					min. 5 3FGA	

\* Most recent occurrence



# ALL-TIME INDIVIDUAL RECORDS

## GRIZZLIES YEAR-BY-YEAR INDIVIDUAL LEADERS

(Single-season team record holder in bold)

SEASON	SCORING AVERAGE	G	PTS	AVG	SEASON	TOTAL POINTS	PTS
<b>MEMPHIS</b>							
2011-12	Rudy Gay	65	1,232	19.0	2011-12	Rudy Gay	1,232
2010-11	Zach Randolph	75	1,504	20.1	2010-11	Zach Randolph	1,504
2009-10	Zach Randolph	81	1,681	20.8	2009-10	Zach Randolph	1,681
2008-09	Rudy Gay	79	1,493	18.9	2008-09	Rudy Gay	1,493
2007-08	Rudy Gay	81	1,632	20.1	2007-08	Rudy Gay	1,632
2006-07	Pau Gasol	59	1,226	20.8	2006-07	Mike Miller	1,293
2005-06	Pau Gasol	80	1,628	20.4	2005-06	Pau Gasol	1,628
2004-05	Pau Gasol	56	997	17.8	2004-05	Mike Miller	1,022
2003-04	Pau Gasol	78	1,381	17.7	2003-04	Pau Gasol	1,381
2002-03	Pau Gasol	82	1,555	19.0	2002-03	Pau Gasol	1,555
2001-02	Pau Gasol	82	1,441	17.6	2001-02	Pau Gasol	1,441

<b>VANCOUVER</b>							
2000-01	Shareef Abdur-Rahim	81	1,663	20.5	2000-01	Shareef Abdur-Rahim	1,663
1999-00	Shareef Abdur-Rahim	82	1,663	20.3	1999-00	Shareef Abdur-Rahim	1,663
1998-99	<b>Shareef Abdur-Rahim</b>	<b>50</b>	<b>1,152</b>	<b>23.0</b>	1998-99	Shareef Abdur-Rahim	1,152
1997-98	Shareef Abdur-Rahim	82	1,829	22.3	1997-98	<b>Shareef Abdur-Rahim</b>	<b>1,829</b>
1996-97	Shareef Abdur-Rahim	80	1,494	18.7	1996-97	Shareef Abdur-Rahim	1,494
1995-96	Greg Anthony	69	967	14.0	1995-96	Blue Edwards	1,043

SEASON	REBOUND AVERAGE	G	REBS	AVG	SEASON	TOTAL REBOUNDS	REBS
<b>MEMPHIS</b>							
2011-12	Marc Gasol	65	579	8.9	2011-12	Marc Gasol	579
2010-11	<b>Zach Randolph</b>	<b>75</b>	<b>914</b>	<b>12.2</b>	2010-11	Zach Randolph	914
2009-10	Zach Randolph	81	950	11.7	2009-10	<b>Zach Randolph</b>	<b>950</b>
2008-09	Marc Gasol	82	605	7.4	2008-09	Marc Gasol	605
2007-08	Mike Miller	70	467	6.7	2007-08	Rudy Gay	499
2006-07	Pau Gasol	59	581	9.8	2006-07	Pau Gasol	581
2005-06	Pau Gasol	80	713	8.9	2005-06	Pau Gasol	713
2004-05	Lorenzen Wright	80	613	7.7	2004-05	Lorenzen Wright	613
2003-04	Pau Gasol	78	600	7.7	2003-04	Pau Gasol	600
2002-03	Pau Gasol	82	720	8.8	2002-03	Pau Gasol	720
2001-02	Lorenzen Wright	43	405	9.4	2001-02	Pau Gasol	730

<b>VANCOUVER</b>							
2000-01	Shareef Abdur-Rahim	81	735	9.1	2000-01	Shareef Abdur-Rahim	735
1999-00	Shareef Abdur-Rahim	82	825	10.1	1999-00	Shareef Abdur-Rahim	825
1998-99	Shareef Abdur-Rahim	50	374	7.5	1998-99	Shareef Abdur-Rahim	374
1997-98	Bryant Reeves	74	585	7.9	1997-98	Bryant Reeves	585
1996-97	Bryant Reeves	75	610	8.1	1996-97	Bryant Reeves	610
1995-96	Bryant Reeves	77	570	7.4	1995-96	Bryant Reeves	570

SEASON	ASSISTS AVERAGE	G	AST	AVG	SEASON	TOTAL ASSISTS	AST
<b>MEMPHIS</b>							
2011-12	Mike Conley	62	404	6.5	2011-12	Mike Conley	404
2010-11	Mike Conley	81	528	6.5	2010-11	Mike Conley	528
2009-10	Mike Conley	80	425	5.3	2009-10	Mike Conley	425
2008-09	Mike Conley	82	354	4.3	2008-09	Mike Conley	354
2007-08	Mike Conley	53	222	4.2	2007-08	Kyle Lowry	296
2006-07	Damon Stoudamire	62	299	4.8	2006-07	Chuckie Atkins	346
2005-06	Pau Gasol	80	371	4.6	2005-06	Pau Gasol	371
2004-05	Jason Williams	71	399	5.6	2004-05	Jason Williams	399
2003-04	Jason Williams	72	492	6.8	2003-04	Jason Williams	492
2002-03	Jason Williams	76	631	8.3	2002-03	Jason Williams	631
2001-02	Jason Williams	65	519	8.0	2001-02	Jason Williams	519

<b>VANCOUVER</b>							
2000-01	<b>Mike Bibby</b>	<b>82</b>	<b>685</b>	<b>8.4</b>	2000-01	<b>Mike Bibby</b>	<b>685</b>
1999-00	Mike Bibby	82	665	8.1	1999-00	Mike Bibby	665
1998-99	Mike Bibby	50	325	6.5	1998-99	Mike Bibby	325
1997-98	Antonio Daniels	74	334	4.5	1997-98	Lee Mayberry	349
1996-97	Greg Anthony	65	407	6.3	1996-97	Greg Anthony	407
1995-96	Greg Anthony	69	476	6.9	1995-96	Greg Anthony	476

SEASON	STEALS AVERAGE	G	STLS	AVG	SEASON	TOTAL STEALS	STLS
<b>MEMPHIS</b>							
2011-12	<b>Mike Conley</b>	<b>62</b>	<b>136</b>	<b>2.19</b>	2011-12	Mike Conley	136
2010-11	Tony Allen	72	129	1.79	2010-11	<b>Mike Conley</b>	<b>144</b>
2009-10	Rudy Gay	80	118	1.48	2009-10	Rudy Gay	118
2008-09	Rudy Gay	79	98	1.24	2008-09	Rudy Gay	98
2007-08	Rudy Gay	81	111	1.37	2007-08	Rudy Gay	111
2006-07	Tarence Kinsey	48	53	1.10	2006-07	Rudy Gay	71
2005-06	Eddie Jones	75	131	1.75	2005-06	Eddie Jones	131
2004-05	Brian Cardinal	58	88	1.52	2004-05	Shane Battier	91
2003-04	James Posey	82	137	1.67	2003-04	James Posey	137
2002-03	Shane Battier	78	102	1.31	2002-03	Shane Battier	102
2001-02	Jason Williams	65	111	1.71	2001-02	Jason Williams	111

<b>VANCOUVER</b>							
2000-01	Mike Bibby	82	107	1.30	2000-01	Mike Bibby	107
1999-00	Mike Bibby	82	132	1.61	1999-00	Mike Bibby	132
1998-99	Mike Bibby	50	78	1.56	1998-99	Mike Bibby	78
1997-98	Shareef Abdur-Rahim	82	89	1.09	1997-98	Shareef Abdur-Rahim	89
1996-97	Greg Anthony	65	129	1.98	1996-97	Greg Anthony	129
1995-96	Eric Murdock	64	129	2.02	1995-96	Eric Murdock	129





## GRIZZLIES YEAR-BY-YEAR INDIVIDUAL LEADERS (CONT'D)

(Single-season team record holder in bold)

SEASON	BLOCKS AVERAGE	G	BLKS	AVG	SEASON	TOTAL BLOCKS	BLKS
<b>MEMPHIS</b>							
2011-12	Marc Gasol	65	121	1.86	2011-12	Marc Gasol	121
2010-11	Marc Gasol	81	136	1.68	2010-11	Marc Gasol	136
2009-10	Marc Gasol	69	109	1.58	2009-10	Marc Gasol	109
2008-09	Marc Gasol	82	90	1.10	2008-09	Marc Gasol	90
2007-08	Darko Milicic	70	114	1.63	2007-08	Darko Milicic	114
<b>2006-07</b>	<b>Pau Gasol</b>	<b>59</b>	<b>126</b>	<b>2.14</b>	2006-07	Pau Gasol	123
2005-06	Pau Gasol	80	153	1.91	2005-06	Pau Gasol	153
2004-05	Pau Gasol	56	93	1.66	2004-05	Pau Gasol	93
2003-04	Pau Gasol	78	132	1.69	2003-04	Pau Gasol	132
2002-03	Pau Gasol	82	148	1.80	2002-03	Pau Gasol	148
2001-02	Pau Gasol	82	169	2.06	<b>2001-02</b>	<b>Pau Gasol</b>	<b>169</b>

<b>VANCOUVER</b>							
2000-01	Stromile Swift	80	82	1.03	2000-01	Stromile Swift	82
1999-00	Shareef Abdul-Rahim	82	87	1.06	1999-00	Shareef Abdul-Rahim	87
1998-99	Shareef Abdul-Rahim	50	55	1.10	1998-99	Shareef Abdul-Rahim	55
1997-98	Bryant Reeves	74	80	1.08	1997-98	Bryant Reeves	80
1996-97	Roy Rogers	82	163	1.99	1996-97	Roy Rogers	163
1995-96	Bryant Reeves	77	55	0.71	1995-96	Bryant Reeves	55

SEASON	FIELD GOAL PCT	FGM	ATTS	FG%	SEASON	FIELD GOALS MADE	FGM
<b>MEMPHIS</b>							
2011-12	Marc Gasol	357	740	.482	2011-12	Rudy Gay	485
2010-11	Marc Gasol	364	691	.527	2010-11	Zach Randolph	598
<b>2009-10</b>	<b>Marc Gasol</b>	<b>378</b>	<b>651</b>	<b>.581</b>	2009-10	Zach Randolph	652
2008-09	Marc Gasol	350	661	.530	2008-09	Rudy Gay	572
2007-08	Mike Miller	414	824	.502	2007-08	Rudy Gay	625
2006-07	Pau Gasol	462	858	.538	2006-07	Mike Miller	465
2005-06	Pau Gasol	600	1,194	.503	2005-06	Pau Gasol	600
2004-05	Pau Gasol	357	695	.514	2004-05	Mike Miller	387
2003-04	Bo Outlaw	159	312	.510	2003-04	Pau Gasol	506
2002-03	Pau Gasol	569	1,116	.510	2002-03	Pau Gasol	569
2001-02	Pau Gasol	551	1,064	.518	2001-02	Pau Gasol	551

<b>VANCOUVER</b>							
2000-01	Shareef Abdul-Rahim	604	1,280	.472	2000-01	Shareef Abdul-Rahim	604
1999-00	Othella Harrington	420	830	.506	1999-00	Shareef Abdul-Rahim	594
1998-99	Tony Massenburg	189	388	.487	1998-99	Shareef Abdul-Rahim	386
1997-98	Bryant Reeves	492	941	.523	<b>1997-98</b>	<b>Shareef Abdul-Rahim</b>	<b>653</b>
1996-97	Roy Rogers	244	483	.505	1996-97	Shareef Abdul-Rahim	550
1995-96	Bryant Reeves	401	877	.457	1995-96	B.Reeves, B.Edwards	401

SEASON	FIELD GOAL PCT	FGM	ATTS	FG%	SEASON	FIELD GOALS MADE	FGM
<b>MEMPHIS</b>							
2011-12	Mike Conley	136	158	.861	2011-12	Marc Gasol	237
2010-11	Rudy Gay	194	241	.805	2010-11	Zach Randolph	300
2009-10	O.J. Mayo	212	262	.809	2009-10	Zach Randolph	362
<b>2008-09</b>	<b>O.J. Mayo</b>	<b>247</b>	<b>281</b>	<b>.879</b>	2008-09	Marc Gasol	275
2007-08	Pau Gasol	176	215	.819	2007-08	Rudy Gay	248
2006-07	Chuck Atkins	252	311	.810	2006-07	Pau Gasol/Hakim Warrick	299
2005-06	Mike Miller	168	210	.800	2005-06	Pau Gasol	425
2004-05	Brian Cardinal	158	181	.873	2004-05	Pau Gasol	282
2003-04	James Posey	278	335	.830	2003-04	Pau Gasol	365
2002-03	Pau Gasol	416	565	.736	2002-03	Pau Gasol	416
2001-02	Stromile Swift	217	305	.711	2001-02	Pau Gasol	338

<b>VANCOUVER</b>							
2000-01	Shareef Abdul-Rahim	443	531	.834	2000-01	Shareef Abdul-Rahim	443
1999-00	Michael Dickerson	269	324	.830	1999-00	Shareef Abdul-Rahim	446
1998-99	Shareef Abdul-Rahim	369	439	.841	1998-99	Shareef Abdul-Rahim	369
1997-98	Blue Edwards	180	215	.837	<b>1997-98</b>	<b>Shareef Abdul-Rahim</b>	<b>502</b>
1996-97	Anthony Peeler	109	133	.820	1996-97	Shareef Abdul-Rahim	387
1995-96	Byron Scott	203	243	.835	1995-96	Greg Anthony	229

SEASON	3-PT FG PCT	3FG	ATTS	3FG%	SEASON	3-PT FGS MADE	3FG
<b>MEMPHIS</b>							
2011-12	Mike Conley	60	159	.377	2011-12	O.J. Mayo	100
2010-11	Mike Conley	80	217	.369	2010-11	O.J. Mayo	96
2009-10	Mike Conley	82	212	.387	2009-10	O.J. Mayo	136
2008-09	Mike Conley	88	217	.406	2008-09	O.J. Mayo	145
2007-08	Mike Miller	155	359	.432	2007-08	Juan Carlos Navarro	156
2006-07	Mike Miller	202	498	.406	<b>2006-07</b>	<b>Mike Miller</b>	<b>202</b>
2005-06	Mike Miller	138	339	.407	2005-06	Mike Miller	138
<b>2004-05</b>	<b>Mike Miller</b>	<b>140</b>	<b>323</b>	<b>.433</b>	2004-05	Mike Miller	140
2003-04	James Posey	112	290	.386	2003-04	Jason Williams	120
2002-03	Wesley Person	100	231	.433	2002-03	Jason Williams	143
2001-02	Shane Battier	103	276	.373	2001-02	Jason Williams	127

<b>VANCOUVER</b>							
2000-01	Mike Bibby	108	285	.379	2000-01	Mike Bibby	108
1999-00	Michael Dickerson	119	291	.409	1999-00	Michael Dickerson	119
1998-99	Sam Mack	42	108	.389	1998-99	Sam Mack	42
1997-98	Pete Chilcutt	54	130	.415	1997-98	Sam Mack	110
1996-97	Lee Mayberry	83	221	.376	1996-97	Anthony Peeler	128
1995-96	Chris King	44	113	.389	1995-96	Greg Anthony	90

INTRO

PLAYERS

OWNERSHIP

FRONT OFFICE

MEDIA

COMMUNITY

HISTORY

PLAYOFFS

REVIEW

OPPOSITIONS

NBA

FEDERATION

AT A GLANCE



# ALL-TIME INDIVIDUAL RECORDS

## GRIZZLIES YEAR-BY-YEAR INDIVIDUAL LEADERS (CONT'D)

(Single-season team record holder in bold)

SEASON	FG ATTEMPTS	FGA	SEASON	FT ATTEMPTS	FTA
<b>MEMPHIS</b>					
2011-12	Rudy Gay	1,067	2011-12	Marc Gasol	317
2010-11	Zach Randolph	1,188	2010-11	Zach Randolph	396
2009-10	Zach Randolph	1,336	2009-10	Zach Randolph	465
2008-09	O.J. Mayo	1,283	2008-09	Marc Gasol	375
2007-08	<b>Rudy Gay</b>	<b>1,354</b>	2007-08	Kyle Lowry	348
2006-07	Mike Miller	1,010	2006-07	Pau Gasol	400
2005-06	Pau Gasol	1,194	2005-06	Pau Gasol	617
2004-05	Pau Gasol	695	2004-05	Pau Gasol	367
2003-04	Pau Gasol	1,049	2003-04	Pau Gasol	511
2002-03	Pau Gasol	1,116	2002-03	Pau Gasol	565
2001-02	Pau Gasol	1,064	2001-02	Pau Gasol	477

<b>VANCOUVER</b>					
2000-01	Shareef Abdur-Rahim	1,280	2000-01	Shareef Abdur-Rahim	531
1999-00	Shareef Abdur-Rahim	1,277	1999-00	Shareef Abdur-Rahim	551
1998-99	Shareef Abdur-Rahim	893	1998-99	Shareef Abdur-Rahim	439
1997-98	Shareef Abdur-Rahim	1,347	<b>1997-98</b>	<b>Shareef Abdur-Rahim</b>	<b>640</b>
1996-97	Shareef Abdur-Rahim	1,214	1996-97	Shareef Abdur-Rahim	519
1995-96	Blue Edwards	956	1995-96	Bryant Reeves	299

SEASON	3-PT FG ATTEMPTS	3FGA	SEASON	MINUTES	MIN
<b>MEMPHIS</b>					
2011-12	O.J. Mayo	275	2011-12	Rudy Gay	2,422
2010-11	O.J. Mayo	264	2010-11	Mike Conley	2,872
2009-10	O.J. Mayo	355	2009-10	Rudy Gay	3,175
2008-09	O.J. Mayo	378	2008-09	O.J. Mayo	3,120
2007-08	Juan Carlos Navarro	432	2007-08	Rudy Gay	3,000
2006-07	<b>Mike Miller</b>	<b>498</b>	2006-07	Mike Miller	2,740
2005-06	Eddie Jones	374	2005-06	Pau Gasol	3,135
2004-05	Jason Williams	330	2004-05	Shane Battier	2,516
2003-04	Jason Williams	364	2003-04	Pau Gasol	2,458
2002-03	Jason Williams	404	2002-03	Pau Gasol	2,948
2001-02	Jason Williams	430	2001-02	Shane Battier	3,097

<b>VANCOUVER</b>					
2000-01	Mike Bibby	285	<b>2000-01</b>	<b>Shareef Abdur-Rahim</b>	<b>3,241</b>
1999-00	Michael Dickerson	291	1999-00	Shareef Abdur-Rahim	3,223
1998-99	Sam Mack	108	1998-99	Shareef Abdur-Rahim	2,021
1997-98	Sam Mack	269	1997-98	Shareef Abdur-Rahim	2,950
1996-97	Anthony Peeler	343	1996-97	Shareef Abdur-Rahim	2,802
1995-96	Greg Anthony	271	1995-96	Blue Edwards	2,773

SEASON	GAMES	GM	SEASON	GAMES STARTED	GS
<b>MEMPHIS</b>					
2011-12	O.J. Mayo	66	2011-12	Marc Gasol, Rudy Gay	65
2010-11	Mike Conley, Marc Gasol	81	2010-11	Mike Conley, Marc Gasol	81
2009-10	<b>O.J. Mayo</b>	<b>82</b>	2009-10	<b>O.J. Mayo</b>	<b>82</b>
2008-09	Four players tied with	<b>82</b>	2008-09	<b>O.J. Mayo</b>	<b>82</b>
2007-08	Kyle Lowry, Juan Carlos Navarro	<b>82</b>	2007-08	Rudy Gay	81
2006-07	Hakim Warrick	<b>82</b>	2006-07	Mike Miller	69
2005-06	Shane Battier	81	2005-06	Shane Battier	81
2004-05	S. Battier, E. Watson, L. Wright	80	2004-05	Lorenzen Wright	77
2003-04	James Posey, Bo Outlaw	<b>82</b>	2003-04	James Posey	<b>82</b>
2002-03	Pau Gasol	<b>82</b>	2002-03	Pau Gasol	<b>82</b>
2001-02	Pau Gasol	<b>82</b>	2001-02	Pau Gasol	79

<b>VANCOUVER</b>					
2000-01	Mike Bibby	<b>82</b>	2000-01	Mike Bibby	<b>82</b>
1999-00	Four players tied with	<b>82</b>	1999-00	Four players tied with	<b>82</b>
1998-99	S.Abdur-Rahim, M.Bibby	50	1998-99	Shareef Abdur-Rahim, Mike Bibby	50
1997-98	Shareef Abdur-Rahim, Pete Chilcutt, Geroge Lynch	<b>82</b>	1997-98	<b>Shareef Abdur-Rahim</b>	<b>82</b>
1996-97	Roy Rogers	<b>82</b>	1996-97	Bryant Reeves	75
1995-96	Blue Edwards	<b>82</b>	1995-96	Blue Edwards	<b>82</b>



## GRIZZLIES ALL-TIME TOP INDIVIDUAL SINGLE-GAME PERFORMANCES

(Current players in **bold**)

	GRIZZLIES	Game	Date	OPPONENTS	Game	Date
<b>POINTS</b>	45 Mike Miller	Mem at GS	2/21/07	60 Kobe Bryant	LAL at Mem	3/22/07
	44 Pau Gasol	Mem vs Sea	3/28/06	56 Kobe Bryant	LAL vs Mem	1/14/02
	43 Pau Gasol	Mem at GS	1/11/08	53 Kobe Bryant	LAL vs Mem	3/28/08
	41 Bryant Reeves	Van at Bos	1/15/98	51 LeBron James	Cle at Mem	1/15/08
	41 Mike Miller	Mem vs Den	3/17/06	50 Jamal Mashburn	NO vs Mem	2/21/03
	<b>41 Rudy Gay</b>	<b>Mem at Mia</b>	<b>12/13/09</b>	48 Kevin Martin	Sac vs Mem	11/2/09
	40 Anthony Peeler	Van at NJ	2/4/97	46 Antonio McDyess	Den vs Van	2/28/99
	40 Michael Dickerson	Van at LAC	2/10/00	45 Kobe Bryant	LAL at Mem	11/29/02
	40 O.J. Mayo	Mem at Den	11/1/09	45 Kobe Bryant	LAL vs Mem	12/28/05
	39 Bryant Reeves	Van at Pho	4/19/97	44 Elton Brand	LAC vs Mem	2/10/06
	39 Shareef Abdur-Rahim	Van vs Bos	2/17/99	44 Kobe Bryant	LAL at Mem	2/1/10
	39 Pau Gasol	Mem vs Was	2/27/06	<b>43 Zach Randolph</b>	<b>Por vs Mem</b>	<b>3/29/07</b>
	38 Bryant Reeves	Van vs Tor	3/8/98	43 Chris Paul	NO vs Mem	12/7/07
	38 Shareef Abdur-Rahim	Mem vs Mil	1/7/01	43 LeBron James	Cle at Mem	11/28/09
	38 Jason Williams	Mem vs Hou	11/30/01	42 Hakeem Olajuwon	Hou at Van	3/10/96
	38 James Posey	Mem at Atl	3/29/04	42 Tim Duncan	SA vs Van	12/9/99
				42 Stephon Marbury	NJ at Van	1/27/00
				42 Amar'e Stoudemire	Pho at Mem	1/15/07
				<b>42 Zach Randolph</b>	<b>Por at Mem</b>	<b>1/27/07</b>
				42 Carmelo Anthony	Den vs Mem	11/1/09
<b>REBOUNDS</b>	26 Lorenzen Wright	Mem vs Dal	11/4/01	23 Patrick Ewing	NY at Van	1/20/96
	<b>25 Zach Randolph</b>	<b>Mem at NY</b>	<b>2/27/10</b>	23 Elton Brand	LAC at Mem	2/25/02
	<b>24 Zach Randolph</b>	<b>Mem vs Den</b>	<b>12/20/09</b>	23 Dwight Howard	Orl at Mem	11/28/06
	22 Shareef Abdur-Rahim	Van vs Dal	2/6/00	23 Tyson Chandler	NOK at Mem	2/13/07
	22 Shareef Abdur-Rahim	Van at GS	4/18/01			
<b>ASSISTS</b>	19 Jason Williams	Mem vs GS	3/30/02	23 Nick Van Exel	LAL at Van	1/5/97
	18 Mike Bibby	Van at Sea	1/12/01	21 Deron Williams	Uta vs Mem	1/24/07
	18 Mike Bibby	Van at Den	4/7/01	20 Avery Johnson	SA vs Van	12/17/97
	18 Mike Bibby	Van vs Hou	4/14/01	19 Baron Davis	GS vs Mem	1/11/08
				19 Deron Williams	Uta at Mem	3/1/08
<b>FGS MADE</b>	18 Bryant Reeves	Van at Pho	4/19/97	21 Kobe Bryant	LAL vs Mem	1/14/02
	17 Michael Dickerson	Van at LAC	2/10/00	20 Kobe Bryant	LAL at Mem	3/22/07
	17 Pau Gasol	Mem vs Sea	3/28/06	19 Tim Duncan	SA vs Van	4/1/99
	17 Pau Gasol	Mem vs LAL	3/22/07	19 Kobe Bryant	LAL vs Mem	3/28/08
	17 Pau Gasol	Mem at GS	1/11/08	19 Kobe Bryant	LAL vs Mem	11/6/09
	17 O.J. Mayo	Mem at Den	11/1/09			
<b>3FGS MADE</b>	9 Mike Miller	Mem vs GS	1/3/07	9 Chuck Person	SA at Van	12/30/97
	9 Mike Miller	Mem at GS	2/21/07	9 Vince Carter	NJ vs Mem	12/11/06
	8 Sam Mack	Van vs Dal	2/14/99	9 Kobe Bryant	LAL vs Mem	3/28/08
	8 Juan Carlos Navarro	Mem vs NO	11/16/07	9 Toney Douglas	NY vs Mem	3/17/11
	8 Mike Miller	Mem at Min	4/6/08			
<b>FTS MADE</b>	16 Shareef Abdur-Rahim	Van vs LAC	2/10/99	17 Kobe Bryant	LAL at Mem	3/22/07
	16 Shareef Abdur-Rahim	Van vs LAL	2/23/99	16 Speedy Claxton	GS at Mem	2/25/04
	15 (9) Kyle Lowry*	Mem vs Cle	1/13/09	16 Allen Iverson	Phi vs Mem	2/9/05
				16 Corey Maggette	LAC at Mem	1/26/08
				16 Kevin Martin	Sac vs Mem	3/26/08
<b>STEALS</b>	8 Tony Allen	Mem vs Cle	4/23/12	8 Ron Artest	Chi vs Van	2/24/01
				8 Rajon Rondo	Bos vs Mem	3/23/11
<b>BLOCKS</b>	8 Stromile Swift	Mem vs Phi	11/20/02	10 Hakeem Olajuwon	Hou at Van	12/13/95
	8 Pau Gasol	Mem vs Pho	2/20/04	9 (5) Tim Duncan	SA vs Mem	1/26/07
	8 Pau Gasol	Mem vs Sac	1/29/07			
<b>SCORING OFF BENCH</b>	41 Mike Miller	Mem vs Den	3/17/06	34 Corey Maggette	LAC at Mem	1/3/03
	32 Mike Miller	Mem at Hou	12/31/06	32 Chuck Person	SA at Van	12/30/97
	31 Stromile Swift	Mem at Sea	4/17/02	31 Donyell Marshall	Chi vs Mem	11/16/02
				31 Al Harrington	NY vs Mem	2/27/10

\* Most recent occurrence

INTRO

PLAYERS

OWNERSHIP

FRONT OFFICE

MEDIA

COMMUNITY

HISTORY

PLAYOFFS

REVIEW

OPPONENTS

NBA

FEDERATION

AT A GLANCE



# ALL-TIME INDIVIDUAL RECORDS

## GRIZZLIES CAREER LEADERS THROUGH THE 2011-2012 SEASON

(Current players in **bold**)

GAMES	POINTS		REBOUNDS		ASSISTS		
Pau Gasol	476	Pau Gasol	8,966	Pau Gasol	4,096	Jason Williams	2,069
Stromile Swift	441	Rudy Gay	7,839	Shareef Abdur-Rahim	3,070	Mike Conley	1,933
Rudy Gay	437	Shareef Abdur-Rahim	7,801	Bryant Reeves	2,745	Mike Bibby	1,675
Shane Battier	419	Mike Miller	5,403	Rudy Gay	2,509	Pau Gasol	1,473
Bryant Reeves	395	Bryant Reeves	4,945	Marc Gasol	2,393	Mike Miller	1,221
Shareef Abdur-Rahim	375	O.J. Mayo	4,584	Lorenzen Wright	2,386	Shareef Abdur-Rahim	1,081
Mike Miller	371	Shane Battier	4,275	Stromile Swift	2,128	Earl Watson	986
Mike Conley	358	Mike Conley	4,247	Zach Randolph	2,089	Greg Anthony	883
Lorenzen Wright	336	Marc Gasol	3,886	Shane Battier	2,000	Rudy Gay	846
Hakim Warrick	307	Stromile Swift	3,829	Mike Miller	1,813	O.J. Mayo	818

GAMES STARTED	SCORING AVERAGE		REBOUND AVERAGE		ASSIST AVERAGE		
Pau Gasol	470	Shareef Abdur-Rahim	20.8	Zach Randolph	11.4	Mike Bibby	7.8
Rudy Gay	401	Zach Randolph	19.1	Pau Gasol	8.6	Jason Williams	7.0
Shareef Abdur-Rahim	366	Pau Gasol	18.8	Shareef Abdur-Rahim	8.2	Greg Anthony	6.6
Bryant Reeves	341	Rudy Gay	17.9	Marc Gasol	8.1	Mike Conley	5.4
Mike Conley	329	Michael Dickerson	16.7	Lorenzen Wright	7.1	Brevin Knight	5.0
Marc Gasol	290	O.J. Mayo	15.2	Bryant Reeves	6.9	Damon Stoudamire	4.6
Shane Battier	279	Mike Bibby	14.7	Othella Harrington	6.8	Lee Mayberry	4.2
Mike Miller	277	Mike Miller	14.6	Rudy Gay	5.7	Earl Watson	4.1
Jason Williams	277	Marc Gasol	13.1	Darko Milicic	5.3	Chucky Atkins	4.0
Lorenzen Wright	263	Chucky Atkins	12.5	George Lynch	5.1	Kyle Lowry	3.6
		min: 100 games		min: 100 games		min: 100 games	

FIELD GOALS MADE		FIELD GOAL ATTS		FREE THROWS MADE		FREE THROW ATTS	
Pau Gasol	3,324	Rudy Gay	6,601	Pau Gasol	2,301	Pau Gasol	3,152
Rudy Gay	3,012	Pau Gasol	6,533	Shareef Abdur-Rahim	2,147	Shareef Abdur-Rahim	2,680
Shareef Abdur-Rahim	2,787	Shareef Abdur-Rahim	6,011	Rudy Gay	1,367	Rudy Gay	1,773
Bryant Reeves	1,999	Bryant Reeves	4,208	Marc Gasol	984	Stromile Swift	1,387
Mike Miller	1,967	Mike Miller	4,127	Stromile Swift	984	Marc Gasol	1,362

MINUTES		FIELD GOAL PCT		3-PT FG PCT		FREE THROW PCT	
Pau Gasol	16,904	Marc Gasol	.528	Mike Miller	.414	Brian Cardinal	.847
Rudy Gay	15,797	Pau Gasol	.509	Wesley Person	.405	James Posey	.839
Shareef Abdur-Rahim	14,237	Hakim Warrick	.500	Sam Mack	.403	Byron Scott	.835
Shane Battier	13,339	Othella Harrington	.493	Pete Chilcutt	.393	O.J. Mayo	.817
Bryant Reeves	12,071	Zach Randolph	.492	Michael Dickerson	.392	Jason Williams	.817
		min: 500 FGM		min: 50 3FGM		min: 200 FTM	

3-PT FG MADE		3-PT FG ATTS		OFFENSIVE REBS		DEFENSIVE REBS	
Mike Miller	737	Mike Miller	1,778	Pau Gasol	1,200	Pau Gasol	2,896
Jason Williams	500	Jason Williams	1,543	Shareef Abdur-Rahim	950	Shareef Abdur-Rahim	2,120
O.J. Mayo	477	<b>Rudy Gay</b>	<b>1,291</b>	Bryant Reeves	856	Bryant Reeves	1,889
<b>Rudy Gay</b>	<b>448</b>	O.J. Mayo	1,272	Shane Battier	764	<b>Rudy Gay</b>	<b>1,840</b>
Shane Battier	403	Shane Battier	1,062	Lorenzen Wright	763	<b>Marc Gasol</b>	<b>1,710</b>

STEALS		STEALS PER GAME		BLOCKS		BLOCKS PER GAME	
Rudy Gay	584	Greg Anthony	1.83	Pau Gasol	877	Pau Gasol	1.84
Shane Battier	523	Tony Allen	1.79	Stromile Swift	607	Marc Gasol	1.54
Mike Conley	523	Mike Bibby	1.48	Marc Gasol	456	Stromile Swift	1.38
Shareef Abdur-Rahim	416	Eddie Jones	1.47	Shane Battier	428	Darko Milicic	1.26
Jason Williams	372	Mike Conley	1.46	Rudy Gay	389	Shane Battier	1.02
		min: 100 games				min: 100 games	

MINUTES PER GAME	TURNOVERS		PERSONAL FOULS		DISQUALIFICATIONS		
Shareef Abdur-Rahim	38.0	Pau Gasol	1,238	Bryant Reeves	1,365	Bryant Reeves	27
Mike Bibby	37.9	Shareef Abdur-Rahim	1,148	Pau Gasol	1,152	<b>Rudy Gay</b>	<b>13</b>
Michael Dickerson	36.6	<b>Rudy Gay</b>	<b>998</b>	<b>Rudy Gay</b>	<b>1,113</b>	Mike Miller	13
<b>Rudy Gay</b>	<b>36.1</b>	Mike Miller	761	Stromile Swift	1,080	Stromile Swift	12
Pau Gasol	35.5	Bryant Reeves	744	Shane Battier	1,064	Lorenzen Wright	12
min. 100 games							





## GRIZZLIES ROOKIE RECORDS

(Current players in bold)

CATEGORY	PLAYER	SEASON
Scoring, Total Points	1,516 O.J. Mayo	2008-09 (Mem)
Scoring, Average	18.7 Shareef Abdur-Rahim	1996-97 (Van)
Total Rebounds	730 Pau Gasol	2001-02 (Mem)
Offensive Rebounds	238 Pau Gasol	2001-02 (Mem)
Defensive Rebounds	492 Pau Gasol	2001-02 (Mem)
Rebounds Average	8.9 Pau Gasol	2001-02 (Mem)
Total Assists	334 Antonio Daniels	1997-98 (Van)
Assist Average	6.5 Mike Bibby	1998-99 (Van)
Total Steals	121 Shane Battier	2001-02 (Mem)
Steals Average	1.56 Mike Bibby	1998-99 (Van)
Total Blocks	169 Pau Gasol	2001-02 (Mem)
Blocks Average	2.06 Pau Gasol	2001-02 (Mem)
Field Goal %	<b>.530 Marc Gasol</b>	<b>2008-09 (Mem)</b>
Field Goals Made	562 O.J. Mayo	2008-09 (Mem)
Field Goal Attempts	1,283 O.J. Mayo	2008-09 (Mem)
3-Pt Field Goal %	.384 O.J. Mayo	2008-09 (Mem)
3-Pt Field Goals Made	156 Juan Carlos Navarro	2007-08 (Mem)
3-Pt Field Goal Attempts	432 Juan Carlos Navarro	2007-08 (Mem)
Free Throw %	.879 O.J. Mayo	2008-09 (Mem)
Free Throws Made	387 Shareef Abdur-Rahim	1996-97 (Van)
Free Throw Attempts	519 Shareef Abdur-Rahim	1996-97 (Van)
Games Played	82 Pau Gasol / Juan Carlos Navarro / O.J. Mayo / <b>Marc Gasol</b>	2001-02 / 2007-08 / (2) <b>2008-09 (All Mem)</b>
Games Started	82 O.J. Mayo	2008-09 (Mem)
Minutes Played	3,120 O.J. Mayo	2008-09 (Mem)

SINGLE GAME	PLAYER	DATE / OPPONENT
Most Points	37 Shareef Abdur-Rahim	Van vs Sac, 1/11/97
Most Rebounds	18 Bryant Reeves	Van vs OrL, 3/15/96
Most Assists	12 (2) Mike Bibby*	Van vs Min, 3/4/99
Most Steals	5 Mike Bibby	Van vs Min, 3/18/99
	5 (4) Shane Battier*	Mem vs Uta, 3/11/02
	5 Kyle Lowry	Mem vs OrL, 11/20/06
	5 Tarence Kinsey	Mem vs Pho, 4/3/07
Most Blocks	7 Bryant Reeves	Van vs Sac, 4/12/96
	(2) Pau Gasol*	Mem vs Ind, 3/7/02
Most Three-Pointers Made	8 Juan Carlos Navarro	Mem vs NO, 11/16/07

## MISCELLANEOUS INDIVIDUAL RECORDS

MOST CONSECUTIVE	PLAYER	DATES
Games played	228 Shareef Abdur-Rahim	4/6/97 to 11/16/00 (220+8)
Games started	228 Shareef Abdur-Rahim	4/6/97 to 11/16/00 (220+8)
Grizzlies points scored, one game*	22 Shareef Abdur-Rahim	12/1/00 (over a 12:32 span)
Field goals made	<b>15 Marc Gasol</b>	<b>11/14/09 (8/8) to 11/18/09 (first 7 att.)</b>
Field goals made, one game	<b>10 (3) Marc Gasol*</b>	<b>2/24/10 at Was</b>
3-Point field goals made	9 Mike Bibby	1/7/00 (last 3 att.) to 1/10/00 (6/6)
	9 Mike Miller	12/7/04 (4/4), 12/8/04 (2/2) to 12/10/04 (first 3 att.)
Free throws made	34 Anthony Peeler	1/19/97 to 3/6/97
	29 (2) Pau Gasol*	1/24/06 to 1/28/06

\*Note Shareef Abdur-Rahim scored all 20 Grizzlies points in the 4th quarter vs. Indiana on 12/1/00.

MOST CONSECUTIVE APPEARANCES WITH...	PLAYER	DATES
At least one point	476 Pau Gasol	11/1/01 to 1/28/08
Double-double	<b>14 Zach Randolph*</b>	<b>1/4/11 to 1/29/11</b>
10 points or more	110 Shareef Abdur-Rahim	2/24/00 to 4/18/01
20 points or more	14 Shareef Abdur-Rahim	12/17/97 to 1/13/98
30 points or more	3 (2) Pau Gasol*	3/24/06 to 3/28/06
10 rebounds or more	<b>14 Zach Randolph</b>	<b>1/4/11 to 1/29/11</b>
	9 Shareef Abdur-Rahim	11/2/99 to 11/21/99
	<b>9 Zach Randolph</b>	<b>12/16/09 to 1/5/10</b>
10 assists or more	4 Mike Bibby	3/29/00 to 4/4/00
	4 Jason Williams	3/19/03 to 3/24/03
At least one 3FGM	27 Mike Miller	12/13/06 to 1/3/07

\* Most recent occurrence

INTRO

PLAYERS

OWNERSHIP

FRONT OFFICE

MEDIA

COMMUNITY

HISTORY

PLAYOFFS

REVIEW

OPPONENTS

NBA

FEDERATION

AT A GLANCE



# ALL-TIME INDIVIDUAL RECORDS

## MISCELLANEOUS INDIVIDUAL RECORDS

(Current players in bold)

### MOST POINTS, REBOUNDS OR

#### ASSISTS IN CONSECUTIVE GAMES

		PLAYER	DATES
<b>Most points</b>	- 2 consecutive games	77 Pau Gasol	3/26/06 to 3/28/06
	- 3 consecutive games	113 Pau Gasol	3/24/06 to 3/28/06
	- 5 consecutive games	151 Pau Gasol	3/21/06 to 3/28/06
	- 10 consecutive games	<b>261 Zach Randolph</b>	<b>12/18/09 to 1/8/10</b>
<b>Most rebounds</b>	- 2 consecutive games	<b>42 Zach Randolph</b>	<b>12/20/09 to 12/22/09</b>
	- 3 consecutive games	<b>58 Zach Randolph</b>	<b>12/18/09 to 12/22/09</b>
	- 5 consecutive games	<b>91 Zach Randolph</b>	<b>12/18/09 to 12/28/09</b>
	- 10 consecutive games	<b>147 Zach Randolph</b>	<b>12/8/09 to 12/28/09</b>
<b>Most assists</b>	- 2 consecutive games	34 Mike Bibby	1/12/01 to 1/13/01
	- 3 consecutive games	43 Mike Bibby	1/9/01 to 1/13/01
	- 4 consecutive games	64 Mike Bibby	(2) 1/7/01 to 1/15/01
	- 5 consecutive games	64 Jason Williams	3/19/03 to 3/26/03
	- 10 consecutive games	114 Mike Bibby 114 Jason Williams	12/29/00 to 1/17/01 3/8/03 to 3/24/03

## SPECIAL ACHIEVEMENTS

TRIPLE DOUBLES	OPPONENT	DATE	THE NUMBERS
Blue Edwards	Van vs Dal	3/1/96	15 points, 13 rebounds, 11 assists
Shareef Abdur-Rahim	Van at Pho	4/19/97	26 points, 10 rebounds, 10 assists
Mike Bibby	Van vs Dal	4/2/00	14 points, 11 rebounds, 11 assists
Mike Miller	Mem vs Sac	1/10/06	21 points, 10 rebounds, 10 assists
Pau Gasol	Mem at Sea	3/8/06	21 points, 12 rebounds, 12 assists
Pau Gasol	Mem at Uta	1/24/07	17 points, 13 rebounds, 12 assists

FOUR-POINT PLAYS	OPPONENT	DATE
Greg Anthony	Van vs Ind	3/8/96
Byron Scott	Van vs Orl	3/15/96
Anthony Peeler	Van vs GS	11/3/96
Dennis Scott	Van vs Sac	12/13/99
Will Solomon	Mem vs Orl	1/19/02
Wesley Person	Mem vs Mil	12/20/02
Shane Battier	Mem at NY	3/11/03
Shane Battier	Mem vs Pho	3/26/03
Pau Gasol	Mem vs Ind	1/11/05
Bobby Jackson	Mem at Mil	2/4/06
Mike Miller (twice)	Mem vs LAC	12/14/07

PERFECT FROM FIELD	OPPONENT	DATE	THE NUMBERS
George Lynch	Van vs Hou	2/12/98	6-of-6 FG
Felipe Lopez	Van at LAC	4/24/99	6-of-6 FG
Grant Long	Van at Was	2/20/01	6-of-6 FG
Tony Massenburg	Van vs Por	3/9/01	6-of-6 FG
Stromile Swift	Mem at GS	1/23/02	7-of-7 FG
Stromile Swift	Mem vs Chi	3/12/03	8-of-8 FG
Lorenzen Wright	Mem at NJ	3/24/05	8-of-8 FG
Andre Brown	Mem at Por	4/15/08	6-of-6 FG
<b>Marc Gasol</b>	<b>Mem vs Min</b>	<b>11/14/09</b>	<b>8-of-8 FG</b>
<b>Marc Gasol</b>	<b>Mem at Mia</b>	<b>12/13/09</b>	<b>7-of-7 FG</b>
<b>Tony Allen</b>	<b>Mem at Min</b>	<b>1/4/12</b>	<b>8-of-8 FG</b>

min. 6 attempts



## GRIZZLIES ALL-TIME ROSTER

Player	Seasons	Gm	Gs	Player	Seasons	Gm	Gs
Abdul-Rauf, Mahmoud	2000-01	41	0	Lynch, George	1996-97 to 1997-98	123	27
Abdur-Rahim, Shareef	1996-97 to 2000-01	375	366	Mack, Sam	1997-98 to 1998-99	76	69
Allen, Tony	2010-11 to 2011-12	130	88	Manning, Rich	1995-96 to 1996-97	45	1
Amaya, Ashraf	1995-96	54	34	Martin, Cuzco	1995-96	4	0
Anderson, Nick	2001-02	15	0	Martin, Darrick	1995-96	24	0
Anthony, Greg	1995-96 to 1996-97	134	112	Massenburg, Tony	1997-98 to 1998-99;		
Archibald, Robert	2002-03	12	0		2000-01 to 2001-02	229	99
Arenas, Gilbert	2011-12	17	0	Mayberry, Lee	1996-97 to 1998-99	168	70
Arthur, Darrell	2008-09 to 2011-12	188	73	Mayo, D.J.	2008-09 to 2011-12	301	181
Atkins, Chucky	2005-06 to 2006-07	118	62	McKie, Aaron*	2007-08	0	0
Austin, Isaac	2000-01 to 2001-02	73	24	Mihm, Chris*	2008-09	0	0
Avent, Anthony	1995-96	71	32	Miles, Darius	2008-09	34	0
Batiste, Mike	2002-03	75	2	Millicic, Darko	2007-08 to 2008-09	131	79
Battier, Shane	2001-02 to 2005-06, 2010-11	419	279	Miller, Mike	2002-03 to 2007-08	371	277
Bell, Troy	2003-04	6	0	Mobley, Eric	1995-96 to 1996-97	62	9
Benjamin, Benoit	1995-96	13	13	Moten, Lawrence	1995-96 to 1996-97	111	21
Bibby, Mike	1998-99 to 2000-01	214	214	Muller, Dan*	1998-99	0	0
Brewer, Ronnie	2009-10	5	0	Murdoch, Eric	1995-96	64	14
Brown, Andre	2007-08	33	1	Navarro, Juan Carlos	2007-08	82	30
Brown, Kwame	2007-08	15	1	N'diaye, Makhtar	1998-99	4	0
Brown, Marcus*	1997-98	0	0	Newbill, Ivano	1997-98	28	2
Buckner, Greg	2008-09	63	0	Norris, Moochie	1996-97	8	0
Buford, Rodney	2001-02	63	21	Outlaw, Bo	2003-04	82	1
Burks, Antonio	2004-05 to 2005-06	81	1	Owens, Chris	2002-03	1	0
Cardinal, Brian	2004-05 to 2007-08	159	18	Padgett, Scott	2006-07	7	0
Carney, Rodney	2010-11	2	0	Palacio, Milt	1999-00	53	0
Carr, Antoine	1999-00	21	0	Pargo, Jeremy	2011-12	44	5
Carroll, DelMarre	2009-10 to 2010-11	78	1	Parks, Cheronkey	1998-99 to 1999-00	104	55
Chillcutt, Pete	1996-97 to 1998-99	182	1	Peeler, Anthony	1996-97 to 1997-98	80	65
Collins, Jason	2007-08	31	3	Perry, Elliot	2001-02	2	0
Conley, Mike	2007-08 to 2011-12	358	329	Person, Wesley	2002-03 to 2003-04	82	44
Conroy, Will	2006-07	3	0	Pondexter, Quincy	2011-12	64	8
Crittendon, Javaris	2007-08 to 2008-09	35	0	Posey, James	2003-04 to 2004-05	132	100
Cunningham, Dante	2011-12	64	5	Powe, Leon	2010-11	16	0
Daniels, Antonio	1997-98	74	50	Price, Brent	1999-00 to 2000-01	47	0
Davis, Josh	2011-12	15	0	Randolph, Zach	2009-10 to 2011-12	184	163
Dehere, Terry	1998-99	22	0	Reeves, Bryant	1995-96 to 2001-02	395	341
Dickerson, Michael	1999-00 to 2002-03	162	156	Rhodes, Rodrick	1998-99	10	1
Edwards, Blue	1995-96 to 1997-98	224	114	Richardson, Jeremy	2007-08	3	0
Edwards, Doug	1995-96 to 1997-98	31	0	Roberson, Anthony	2005-06	16	0
Edwards, Kevin	2000-01	46	5	Roberts, Lawrence	2005-06 to 2006-07	87	18
Ekezie, Obinna	1999-00	39	0	Robinson, Chris	1996-97 to 1997-98	57	6
Emmett, Andre	2004-05	8	0	Robinson, Larry	1997-98	6	0
Fontaine, Isaac	2001-02	6	0	Rogers, Roy	1996-97	82	50
Fotsis, Antonis	2001-02	28	1	Ross, Quinton	2008-09	68	7
Foyle, Adonal	2008-09	1	0	Sasser, Jason	1998-99	6	0
Francis, Steve*	2008-09	0	0	Scott, Byron	1995-96	80	0
Gasol, Marc	2008-09 to 2011-12	297	290	Scott, Dennis	1999-00	66	0
Gasol, Pau	2001-02 to 2007-08	476	470	Selby, Josh	2011-12	28	0
Gattison, Kenny	1995-96	25	14	Skinner, Brian	2011-12	1	0
Gay, Rudy	2006-07 to 2011-12	437	401	Smith, Ish	2010-11	15	0
Gilder, Trey	2009-10	2	0	Smith, Michael	1997-98 to 1998-99	78	39
Gill, Eddie	2001-02	23	5	Smith, Theron	2003-04	20	0
Giricek, Gordan	2002-03	49	35	Solomon, Will	2001-02	62	4
Gooden, Drew	2002-03	51	29	Speights, Marreese	2011-12	60	54
Haddadi, Hamed	2008-09 to 2011-12	121	0	Stephens, Joe	1999-00	13	0
Harrington, Junior	2006-07	29	8	Stoudamire, Damon	2005-06 to 2007-08	118	107
Harrington, Othella	1999-00 to 2000-01	126	122	Strickland, Erick	2000-01	22	0
Harvey, Antonio	1995-96	18	6	Swift, Stromlie	2000-01 to 2004-05;	441	92
Henry, Xavier	2010-11	38	16		2006-07 to 2007-08		
Henderson, J.R.	1998-99	30	0	Thabeet, Hasheem	2009-10 to 2010-11	113	13
Herrera, Carl	1998-99	4	0	Thomas, John	2005-06	3	0
Hudson, Lester	2009-10, 2011-12	12	0	Thorne, Otis	1997-98	47	46
Humphrey, Ryan	2003-04 to 2004-05	50	0	Tinsley, Jamaal	2009-10	38	1
Hunter, Steven	2009-10	21	0	Trybanski, Cezary	2002-03	15	0
Hurley, Bobby	1997-98	27	0	Tsakalidis, Jake	2003-04 to 2006-07	145	55
Iverson, Allen	2009-10	3	0	Turner, Jeff*	1995-96	0	0
Jackson, Bobby	2005-06	71	15	Vasquez, Greivis	2010-11	70	1
Jacobsen, Casey	2007-08	53	0	Walker, Antoine*	2008-09	0	0
Jaric, Marko	2008-09 to 2009-10	53	0	Warrick, Hakim	2005-06 to 2008-09	307	82
Johnson, Alexander	2006-07	59	19	Watson, Earl	2002-03 to 2004-05	240	30
Jones, Bobby	2007-08	9	2	Wells, Bonzi	2003-04 to 2004-05	128	36
Jones, Dahntay	2003-04 to 2006-07	221	36	West, Doug	1997-98 to 2000-01	67	8
Jones, Eddie	2005-06 to 2006-07	104	89	Wheat, DeJuan	1998-99	46	0
King, Chris	1995-96	80	66	Wilkins, Gerald	1995-96	28	14
Kinsey, Tarence	2006-07 to 2007-08	59	12	Wilks, Mike*	2008-09	0	0
Knight, Brevin	2001-02 to 2002-03	108	15	Williams, Aaron	1996-97	32	1
Law, Acie	2010-11	11	0	Williams, Jason	2001-02 to 2004-05, 2010-11	295	277
Leckner, Eric	1996-97	19	1	Williams, Marcus	2009-10	62	1
Long, Grant	1999-00 to 2001-02	174	84	Wright, Lorenzen	2001-02 to 2005-06	336	263
Lopez, Felipe	1998-99 to 1999-00	112	32	Young, Sam	2009-10 to 2011-12	179	49
Lowry, Kyle	2006-07 to 2008-09	141	30				

\* Did not play a regular season game with the Grizzlies but was on the Grizzlies official roster; i.e., Inactive List

INTRO

PLAYERS

OWNERSHIP

FRONT OFFICE

MEDIA

COMMUNITY

HISTORY

PLAYOFFS

REVIEW

OPINIONS

NBA

FEDERATION

AT A GLANCE



# ALL-TIME ROSTER

## GRIZZLIES ALL-TIME ROSTER



**Mahmoud Abdul-Rauf**

Years 2000-01

Years 2000-01			College LSU									No 1				Pos G									
Season	G	GS	Min	FG	FGA	Pct	3fg	Att	Pct	FT	FTA	Pct	Off	Def	Total	Ast	PF	St	TO	Bl	Pts	Avg			
2000-01	41	0	486	120	246	.488	4	14	.286	22	29	.759	5	20	25	76	50	9	26	1	266	6.5			

**Acquired** Signed as a free agent in Aug. 2000

**Departed** Free agent not re-signed July 2001




**Shareef Abdur-Rahim**

Years 1996-97 to 2000-01

Years	College California											No 3				Pos F						
Season	G	GS	Min	FG	FGA	Pct	3fg	Att	Pct	FT	FTA	Pct	Off	Def	Total	Ast	PF	St	TO	Bl	Pts	Avg
1996-97	80	71	2802	550	1214	.453	7	27	.259	387	519	.746	216	339	555	175	199	79	225	79	1494	18.7
1997-98	82	82	2950	653	1347	.485	21	51	.412	502	640	.784	227	354	581	213	201	89	257	76	1829	22.3
1998-99	50	50	2021	386	893	.432	11	36	.306	369	439	.841	114	260	374	172	137	69	186	55	1152	23.0
1999-00	82	82	3223	594	1277	.465	29	96	.302	446	551	.809	218	607	825	271	244	89	249	87	1663	20.3
2000-01	81	81	3241	604	1280	.472	12	64	.188	443	531	.834	175	560	735	250	238	90	231	77	1663	20.5
Total	375	366	14237	2787	6011	.464	80	274	.292	2147	2680	.801	950	2120	3070	1081	1019	416	1148	374	7801	20.8

**Acquired** Drafted third overall by the Grizzlies in the 1996 NBA Draft

**Departed** Traded to Atlanta in July 2001 in exchange for Brevin Knight, Lorenzen Wright and the draft rights to Pau Gasol



**Tony Allen**

Years 2010-11 to 2011-12

Years 2010-11 to 2011-12										College Oklahoma State					No 9				Pos G						
Season	G	GS	Min	FG	FGA	Pct	3fg	Att	Pct	FT	FTA	Pct	Off	Def	Total	Ast	PF	St	TO	Bl	Pts	Avg			
2010-11	72	31	1494	251	492	.510	4	23	.174	137	182	.753	70	123	193	104	161	129	86	44	643	8.9			
2011-12	58	57	1525	210	448	.469	8	26	.308	140	175	.800	98	135	233	79	142	104	94	33	568	9.8			
Total	130	88	3019	461	940	.490	12	49	.245	277	357	.776	168	358	426	183	303	233	180	77	1211	9.3			

**Acquired** Signed as a free agent on July 13, 2010



**Ashraf Amaya**

Years 1995-96

Years 1995-96				College Southern Illinois								No 18				Pos F									
Season	G	GS	Min	FG	FGA	Pct	3fg	Att	Pct	FT	FTA	Pct	Off	Def	Total	Ast	PF	St	TO	Bl	Pts	Avg			
1995-96	54	34	1104	121	252	.480	0	1	.000	97	149	.651	114	189	303	33	151	22	57	10	339	6.3			

**Acquired** Signed as a free agent in Oct. 1995

**Departed** Free agent renounced in July 1996



**Nick Anderson**

Years 2001-02

Years 2001-02			College Illinois								No 25				Pos G/F							
Season	G	GS	Min	FG	FGA	Pct	3fg	Att	Pct	FT	FTA	Pct	Off	Def	Total	Ast	PF	St	TO	Bl	Pts	Avg
2001-02	15	0	219	21	76	.276	13	48	.271	5	9	.556	1	32	33	14	17	6	14	6	60	4.0

**Acquired** Traded from Sacramento to Memphis with Jason Williams for Mike Bibby and Brent Price in June 2001

**Departed** Traded to Cleveland Cavaliers for Wesley Person in June 2002



**Greg Anthony**

Years 1995-96 to 1996-97

Years 1995-96 to 1996-97				College UNLV								No 2				Pos G							
Season	G	GS	Min	FG	FGA	Pct	3fg	Att	Pct	FT	FTA	Pct	Off	Def	Total	Ast	PF	St	TO	Bl	Pts	Avg	
1995-96	69	68	2096	324	781	.415	90	271	.332	229	297	.771	29	145	174	476	137	116	160	11	967	14.0	
1996-97	65	44	1863	199	507	.393	88	238	.370	130	178	.730	25	159	184	407	122	129	129	4	616	9.5	
Total	134	112	3959	523	1288	.406	178	509	.350	359	475	.756	54	304	358	883	259	245	289	15	1583	11.8	

**Acquired** In the 1995 Expansion Draft (from New York second overall)

**Departed** Free agent renounced in Aug. 1997



# ALL-TIME ROSTER



## Robert Archibald

Years 2002-03			College Illinois										No 21					Pos F									
Season	G	GS	Min	FG	FGA	Pct	3fg	Att	Pct	FT	FTA	Pct	Off	Def	Total	Ast	PF	St	TO	Bl	Pts	Avg					
2002-03	12	0	72	6	20	.300	0	0	---	7	18	.389	6	11	17	3	9	0	7	3	19	1.6					

**Acquired** Selected by the Memphis Grizzlies in the second round (32nd overall pick) in the 2002 NBA Draft

**Departed** Traded to Phoenix in Sept. 2003 for Jake Tsakalidis and Bo Outlaw



## Gilbert Arenas

Years 2011-12			College Arizona										No 10					Pos G									
Season	G	GS	Min	FG	FGA	Pct	3fg	Att	Pct	FT	FTA	Pct	Off	Def	Total	Ast	PF	St	TO	Bl	Pts	Avg					
2011-12	17	0	211	26	64	.406	13	39	.333	7	10	.700	2	16	18	18	35	11	12	1	72	4.2					

**Acquired** Signed as a free agent on March 20, 2012

**Departed** Free agent not re-signed



## Darrell Arthur

College Kansas													No 00					Pos F									
Season	G	GS	Min	FG	FGA	Pct	3fg	Att	Pct	FT	FTA	Pct	Off	Def	Total	Ast	PF	St	TO	Bl	Pts	Avg					
2008-09	76	64	1464	191	436	.438	0	2	.000	40	60	.667	108	238	346	43	206	52	47	52	422	5.6					
2009-10	32	1	457	63	146	.432	0	1	.000	17	30	.567	37	73	110	15	60	14	22	14	143	4.5					
2010-11	80	9	310	310	624	.497	0	6	.000	109	134	.813	115	227	342	53	228	52	88	63	729	9.1					
2011-12	Did not play due to injury																										
Total	188	73	3530	564	1206	.468	0	9	.000	166	224	.741	260	538	798	111	494	118	157	129	1294	6.9					

**Acquired** Draft rights (27th overall pick in the 2008 NBA Draft) traded by the Houston Rockets in exchange for the draft rights to Donté Greene (28th) and a 2009 second round draft pick on June 26, 2008



## Chuckie Atkins

Years 2005-06 to 2006-07										College South Florida										No 32, 3										Pos G									
Season	G	GS	Min	FG	FGA	Pct	3fg	Att	Pct	FT	FTA	Pct	Off	Def	Total	Ast	PF	St	TO	Bl	Pts	Avg																	
2005-06	43	39	1161	160	399	.401	64	182	.352	107	132	.811	11	64	75	129	94	29	57	2	491	11.4																	
2006-07	75	23	2064	310	715	.434	116	306	.379	252	311	.810	18	121	139	346	136	50	127	4	988	13.2																	
Total	118	62	3225	470	1114	.422	180	488	.369	359	443	.810	29	185	214	475	230	79	184	6	1479	12.5																	

**Acquired** Signed by the Grizzlies as a free agent on Jan. 23, 2006

**Departed** Free agent not re-signed July 2007



## Isaac Austin

Years 2000-01 to 2001-02										College Arizona State										No 9					Pos C									
Season	G	GS	Min	FG	FGA	Pct	3fg	Att	Pct	FT	FTA	Pct	Off	Def	Total	Ast	PF	St	TO	Bl	Pts	Avg												
2000-01	52	16	845	96	270	.356	6	24	.250	28	40	.700	50	172	222	58	94	20	54	23	226	4.3												
2001-02	21	8	307	36	92	.391	0	3	.000	4	4	1.000	11	60	71	13	36	9	11	5	76	3.6												
Total	73	24	1152	132	362	.365	6	27	.222	32	44	.727	61	232	293	71	130	29	65	28	302	4.1												

**Acquired** Traded to the Grizzlies in Aug. 2000 in exchange for Felipe Lopez, Cherokee Parks, Obinna Ekezie and Dennis Scott

**Departed** Waived Feb. 28, 2002




## Anthony Avent

Years 1995-96		College Seton Hall										No 34						Pos F									
Season	G	GS	Min	FG	FGA	Pct	3fg	Att	Pct	FT	FTA	Pct	Off	Def	Total	Ast	PF	St	TO	Bl	Pts	Avg					
1995-96	71	32	1586	179	466	.384	0	0	---	57	77	.740	108	247	355	69	202	30	107	42	415	5.8					

**Acquired** In a trade with Orlando in Nov. 1995 in exchange for Kevin Pritchard and Larry Stewart

**Departed** Free agent renounced in July 1996



## Mike Batiste

Years 2002-03			College Arizona State										No 24					Pos F									
Season	G	GS	Min	FG	FGA	Pct	3fg	Att	Pct	FT	FTA	Pct	Off	Def	Total	Ast	PF	St	TO	Bl	Pts	Avg					
2002-03	75	2	1248	197	467	.422	18	81	.222	69	88	.784	82	175	257	52	120	42	69	16	481	6.4					

**Acquired** Signed as a free agent on Oct. 30, 2002

**Departed** Free agent not re-signed in July 2003

(continued on page 112)

INTRO

PLAYERS

OWNERSHIP

FRONT OFFICE

MEDIA

COMMUNITY

HISTORY

PLAYOFFS

REVIEW

OPINIONS

NBA

FEDERATION

AT A GLANCE



# ALL-TIME ROSTER



**Shane Battier**

Years	2001-02 to 2005-06, 2010-11										College Duke										No 31										Pos F									
Season	G	GS	Min	FG	FGA	Pct	3fg	Att	Pct	FT	FTA	Pct	Off	Def	Total	Ast	PF	St	TO	Bl	Pts	Avg																		
2001-02	78	78	3,097	412	961	.429	103	276	.373	198	283	.700	180	238	418	216	215	121	155	81	1125	14.4																		
2002-03	78	47	2383	275	569	.483	86	216	.398	120	145	.828	128	217	345	105	207	102	68	88	756	9.7																		
2003-04	79	1	1947	242	543	.446	65	186	.349	120	164	.732	102	201	303	101	187	101	56	58	669	8.5																		
2004-05	80	72	2516	271	613	.442	70	177	.395	180	228	.789	158	255	413	126	201	91	75	77	792	9.9																		
2005-06	81	81	2839	303	621	.488	65	165	.394	147	208	.707	164	265	429	136	223	92	90	114	818	10.1																		
2010-11	23	0	557	43	101	.426	14	42	.333	15	17	.882	32	60	92	32	31	16	16	10	115	5.0																		
Total	419	279	13339	1546	3408	.454	403	1062	.379	780	1045	.746	764	1236	2000	716	1064	523	460	428	4275	10.2																		

**Acquired** 1) Selected by the Grizzlies in the first round (sixth overall pick) in the 2001 NBA Draft; 2) Acquired from the Houston Rockets with Ish Smith in exchange for Hasheem Thabeet, DeMarre Carroll and a future, lottery-protected first round draft pick on Feb. 24, 2011

**Departed** 1) Traded to the Houston Rockets in exchange for the draft rights to Rudy Gay and Stromile Swift on July 12, 2006; 2) Contract expired on June 30, 2011



**Troy Bell**

Years 2003-04			College Boston College										No 3					Pos G									
Season	G	GS	Min	FG	FGA	Pct	3fg	Att	Pct	FT	FTA	Pct	Off	Def	Total	Ast	PF	St	TO	Bl	Pts	Avg					
2003-04	6	0	34	4	18	.222	0	4	.000	3	3	1.000	1	4	5	4	6	1	6	0	11	1.8					

**Acquired** Selected by the Boston Celtics in the 2003 NBA Draft (16th overall). Draft rights traded to Memphis along with the draft rights to Dahntay Jones (20th) in exchange for the draft rights to Marcus Banks (13th) and Kendrick Perkins (27th)

**Departed** Waived Nov. 1, 2004



**Benoit Benjamin**

Years 1995-96				College Creighton								No 00								Pos C							
Season	G	GS	Min	FG	FGA	Pct	3fg	Att	Pct	FT	FTA	Pct	Off	Def	Total	Ast	PF	St	TO	Bl	Pts	Avg					
1995-96	13	13	404	71	161	.441	0	0	---	39	56	.696	31	72	103	16	40	10	34	15	181	13.0					

**Acquired** In the 1995 Expansion Draft (from New Jersey 22nd overall)

**Departed** Traded to Milwaukee in Nov. 1995 in exchange for Eric Mobley and Eric Murdock




**Mike Bibby**

Years	1998-99 to 2000-01										College Arizona										No 10										Pos G									
Season	G	GS	Min	FG	FGA	Pct	3fg	Att	Pct	FT	FTA	Pct	Off	Def	Total	Ast	PF	St	TO	Bl	Pts	Avg																		
1998-99	50	50	1758	260	605	.430	15	74	.203	127	169	.751	30	106	136	325	122	78	146	5	662	13.2																		
1999-00	82	82	3155	459	1031	.445	77	212	.363	195	250	.780	73	233	306	665	171	132	247	15	1190	14.5																		
2000-01	82	82	3190	525	1157	.454	108	285	.379	143	188	.761	47	257	304	685	148	107	248	12	1301	15.9																		
Total	214	214	8103	1244	2793	.445	200	571	.350	465	607	.766	150	596	746	1675	441	317	641	32	3153	14.7																		

**Acquired** Drafted second overall by the Grizzlies in the 1998 NBA Draft

**Departed** Traded to Sacramento in June 2001 with Brent Price in exchange for Jason Williams and Nick Anderson



**Ronnie Brewer**

Years 2009-10			College Arkansas										No 9					Pos G/F									
Season	G	GS	Min	FG	FGA	Pct	3fg	Att	Pct	FT	FTA	Pct	Off	Def	Total	Ast	PF	St	TO	Bl	Pts	Avg					
2009-10	5	0	80	3	13	.231	0	0	---	4	5	.800	1	6	7	3	0	6	2	0	10	2.0					

**Acquired** Traded by the Utah Jazz in exchange for a future protected first round draft pick

**Departed** Signed with the Chicago Bulls as a free agent on July 19, 2010



**Andre Brown**

Years 2007-08			College DePaul										No 44							Pos F						
Season	G	GS	Min	FG	FGA	Pct	3fg	Att	Pct	FT	FTA	Pct	Off	Def	Total	Ast	PF	St	TO	Bl	Pts	Avg				
2007-08	33	1	286	39	78	500	0	0	---	22	49	449	37	55	92	8	38	7	14	4	100	3.0				

**Acquired** Signed by Memphis as a free agent on July 20, 2007

**Departed** Free agent not re-signed and renounced on Aug. 8, 2008

# ALL-TIME ROSTER



## Kwame Brown

Years 2007-08		High School Glynn Academy HS (GA)															No 54		Pos F/C									
Season	G	GS	Min	FG	FGA	Pct	3fg	Att	Pct	FT	FTA	Pct	Off	Def	Total	Ast	PF	St	TO	Bl	Pts	Avg						
2007-08	15	1	204	19	39	.487	0	0	---	14	34	.412	20	37	57	17	24	6	14	4	52	3.5						
<b>Acquired</b> Traded by the Los Angeles Lakers with Javaris Crittenton, Aaron McKie, the draft rights to Marc Gasol, two future first round picks (2008 and 2010) and cash considerations for Pau Gasol and a 2010 second round pick on Feb. 1, 2008																												
<b>Departed</b> Free agent not re-signed July 2008																												



## Greg Buckner

Years 2008-09											College Clemson											No 7											Pos G										
Season	G	GS	Min	FG	FGA	Pct	3fg	Att	Pct	FT	FTA	Pct	Off	Def	Total	Ast	PF	St	TO	Bl	Pts	Avg																					
2008-09	63	0	878	61	159	.384	13	51	.255	20	25	.800	32	98	130	57	108	29	38	8	155	2.5																					

**Acquired** Traded by the Minnesota Timberwolves along with the draft rights to O.J. Mayo (third overall pick), Marko Jaric and Antoine Walker in exchange for the draft rights to Kevin Love (fifth), Mike Miller, Brian Cardinal and Jason Collins on June 26, 2008

**Departed** Traded to the Dallas Mavericks in exchange for a 2016 second round pick (from the Toronto Raptors) along with Jerry Stackhouse and cash considerations (from Dallas) as part of a four-team trade also involving the Orlando Magic on July 9, 2009



## Rodney Buford

Years 2001-02				College Creighton								No 32								Pos G/F							
Season	G	GS	Min	FG	FGA	Pct	3fg	Att	Pct	FT	FTA	Pct	Off	Def	Total	Ast	PF	St	TO	Bl	Pts	Avg					
2001-02	63	21	1769	258	593	.435	17	70	.243	58	80	.725	52	220	272	71	110	42	63	12	591	9.4					
<b>Acquired</b> Signed Nov. 19, 2001 as a free agent																											
<b>Departed</b> Contract not renewed by Grizzlies in July 2002																											



## Antonio Burks

College Memphis										No. 1										Pos. G									
Season	G	GS	Min	FG	FGA	Pct	3fg	Att	Pct	FT	FTA	Pct	Off	Def	Total	Ast	PF	St	TO	Bl	Pts	Avg							
2004-05	24	0	219	28	60	.467	3	11	.273	14	19	.737	1	11	12	28	25	13	12	1	73	3.0							
2005-06	57	1	570	51	144	.354	1	6	.167	10	23	.435	4	33	37	76	45	20	36	0	113	2.0							
Total	81	1	789	79	204	.387	4	17	.235	24	42	.571	5	44	49	104	70	33	48	1	186	2.3							

**Acquired** Draft rights traded to Memphis by Orlando in exchange for cash considerations on June 24, 2004  
**Departed** Free agent not re-signed in July 2006



## Brian Cardinal

Years 2004-05 to 2007-08				College Purdue										No 35										Pos F									
Season	G	GS	Min	FG	FGA	Pct	3fg	Att	Pct	FT	FTA	Pct	Off	Def	Total	Ast	PF	St	TO	Bl	Pts	Avg											
2004-05	58	16	1433	160	432	.370	44	125	.352	158	181	.873	63	162	225	114	172	88	83	19	522	9.0											
2005-06	36	0	402	46	111	.414	13	29	.448	19	27	.704	11	44	55	33	65	23	27	0	124	3.4											
2006-07	28	1	313	42	85	.494	18	44	.409	25	27	.926	13	46	59	31	42	22	23	1	127	4.5											
2007-08	37	1	440	43	126	.341	25	81	.309	13	19	.684	26	70	96	22	62	10	23	2	124	3.4											
Total	159	18	2588	291	754	.386	100	279	.358	215	254	.846	113	322	392	200	341	143	156	22	897	5.6											

**Acquired** Signed by the Grizzlies as a free agent on July 14, 2004  
**Departed** Traded to Minnesota with the draft rights to Kevin Love, Mike Miller and Jason Collins in exchange for the draft rights to O.J. Mayo, Marko Jaric, Antoine Walker and Greg Buckner on June 26, 2008



## Rodney Carney

Years 2010-11		College Memphis										No 10				Pos G/F									
Season	G	GS	Min	FG	FGA	Pct	3fg	Att	Pct	FT	FTA	Pct	Off	Def	Total	Ast	PF	St	TO	Bl	Pts	Avg			
2010-11	2	0	5	1	3	.333	0	1	.000	0	0	---	1	0	1	0	0	1	0	0	2	1.0			
<b>Acquired</b> Signed to a 10-day contract on Feb. 21, 2011																									
<b>Departed</b> 10-day contract expired on March 2, 2011																									



## Antoine Carr

Years 1999-00				College Wichita State										No 55				Pos C									
Season	G	GS	Min	FG	FGA	Pct	3fg	Att	Pct	FT	FTA	Pct	Off	Def	Total	Ast	PF	St	TO	Bl	Pts	Avg					
1999-00	21	0	221	28	64	.438	0	0	---	11	14	.786	8	24	32	7	42	3	9	6	67	3.2					
<b>Acquired</b> In a three-team trade with Houston and Orlando in Aug. 1999																											
<b>Departed</b> Free agent not re-signed July 2000																											

(continued on page 114)

INTRO

PLAYERS

OWNERSHIP

FRONT OFFICE

MEDIA

COMMUNITY

HISTORY

PLAYOFFS

REVIEW

OPINIONS

NBA

FEDERATION

AT A GLANCE



# ALL-TIME ROSTER



## DeMarre Carroll

Years 2009-10 to 2010-11

College Missouri

No 1

Pos F

Season	G	GS	Min	FG	FGA	Pct	3fg	Att	Pct	FT	FTA	Pct	Off	Def	Total	Ast	PF	St	TO	Bl	Pts	Avg
2009-10	71	1	795	88	222	.396	0	6	.000	33	53	.623	53	97	150	33	107	28	24	9	209	2.9
2010-11	7	0	39	4	9	.444	0	0	---	2	2	1.000	2	6	8	2	5	1	0	1	10	1.4
Total	78	1	834	92	231	.398	0	6	.000	35	55	.636	55	103	158	35	112	29	24	10	219	2.8

**Acquired** Selected by the Grizzlies in the first round (27th overall) of the 2009 NBA Draft

**Departed** Traded to the Houston Rockets with Hasheem Thabeet and a future, lottery-protected first round draft pick in exchange for Shane Battier and Ish Smith on Feb. 24, 2011



## Pete Chilcutt

Years 1996-97 to 1998-99

College North Carolina

No 33/23/32

Pos F

Season	G	GS	Min	FG	FGA	Pct	3fg	Att	Pct	FT	FTA	Pct	Off	Def	Total	Ast	PF	St	TO	Bl	Pts	Avg
1996-97	54	1	662	72	165	.436	25	69	.362	13	22	.591	67	89	156	47	52	26	28	17	182	3.4
1997-98	82	0	1420	156	359	.435	54	130	.415	39	59	.661	77	229	306	104	158	53	62	37	405	4.9
1998-99	46	0	697	63	172	.366	26	68	.382	14	17	.824	29	88	117	30	52	22	28	12	166	3.6
Total	182	1	2779	291	696	.418	105	267	.393	66	98	.673	173	406	579	181	262	101	118	66	753	4.1

**Acquired** In a trade with Houston in June 1996 along with Tim Breaux, the 22nd and 51st picks of the 1996 NBA Draft and a conditional 2nd round pick in the 1997 NBA Draft in exchange for the Grizzlies' 30th and 42nd picks in the 1996 NBA Draft and a 2nd round pick in the 1997 NBA Draft

**Departed** Free agent not re-signed July 1999



## Jason Collins

Years 2007-08

College Stanford

No 34

Pos C

Season	G	GS	Min	FG	FGA	Pct	3fg	Att	Pct	FT	FTA	Pct	Off	Def	Total	Ast	PF	St	TO	Bl	Pts	Avg
2007-08	31	3	488	30	59	.508	0	1	.000	20	38	.526	29	60	89	6	84	12	25	17	80	2.6

**Acquired** Traded by the New Jersey Nets along with cash considerations in exchange for Stromile Swift on Feb. 4, 2008

**Departed** Traded to Minnesota with the draft rights to Kevin Love, Mike Miller and Brian Cardinal in exchange for the draft rights to O.J. Mayo, Marko Jaric, Antoine Walker and Greg Buckner on June 26, 2008



## Mike Conley

Years 2007-08 to 2011-12

College Ohio State

No 11

Pos G

Season	G	GS	Min	FG	FGA	Pct	3fg	Att	Pct	FT	FTA	Pct	Off	Def	Total	Ast	PF	St	TO	Bl	Pts	Avg
2007-08	53	46	1381	189	442	.428	30	91	.330	90	123	.732	21	118	139	222	85	44	89	2	498	9.4
2008-09	82	61	2508	323	730	.442	88	217	.406	161	197	.817	25	251	276	354	146	90	143	8	895	10.9
2009-10	80	80	2568	369	830	.445	82	212	.387	139	187	.743	30	161	191	425	178	109	170	12	959	12.0
2010-11	81	81	2872	423	953	.444	80	217	.369	181	247	.733	32	215	247	528	182	144	176	18	1107	13.7
2011-12	62	61	2174	296	684	.433	60	159	.377	136	158	.861	22	134	156	404	133	136	125	11	788	12.7
Total	358	329	11504	1600	3639	.440	340	896	.379	707	912	.775	130	879	1009	1933	724	523	703	51	4247	11.9

**Acquired** Selected by Memphis in the first round (fourth overall) of the 2007 NBA Draft



## Will Conroy

Years 2006-07

College Washington

No 5

Pos G

Season	G	GS	Min	FG	FGA	Pct	3fg	Att	Pct	FT	FTA	Pct	Off	Def	Total	Ast	PF	St	TO	Bl	Pts	Avg
2006-07	3	0	17	0	0	---	0	0	---	0	0	---	1	1	2	1	1	0	0	0	0	0.0

**Acquired** Signed by Memphis to a 10-day contract on Jan. 30, 2007

**Departed** Contract not renewed by Memphis



## Javaris Crittenton

Years 2007-08 to 2008-09

College Georgia Tech

No 3

Pos G

Season	G	GS	Min	FG	FGA	Pct	3fg	Att	Pct	FT	FTA	Pct	Off	Def	Total	Ast	PF	St	TO	Bl	Pts	Avg
2007-08	28	0	508	72	180	.400	9	34	.265	53	76	.697	20	69	89	33	35	12	33	2	206	7.4
2008-09	7	0	44	7	15	.467	0	1	.000	5	11	.455	4	2	6	5	5	1	3	0	19	2.7
Total	35	0	552	79	195	.405	9	35	.257	58	87	.667	24	71	95	38	40	13	36	2	225	6.4

**Acquired** Traded by the Los Angeles Lakers with Kwame Brown, Aaron McKie, the draft rights to Marc Gasol, two future first round picks (2008 and 2010) and cash considerations for Pau Gasol and a 2010 second round draft pick on Feb. 1, 2008

**Departed** Traded to the Washington Wizards in exchange for the team's own future first round draft pick (originally sent to the Wizards on Aug. 17, 2007 for Juan Carlos Navarro) as part of a three-team trade also involving the New Orleans Hornets on Dec. 10, 2008. As part of the trade, Memphis sent future considerations involving a second round pick to New Orleans







# ALL-TIME ROSTER



**Kevin Edwards**

Years 2000-01			College DePaul							No 21				Pos G								
Season	G	GS	Min	FG	FGA	Pct	3fg	Att	Pct	FT	FTA	Pct	Off	Def	Total	Ast	PF	St	TO	Pts	Avg	
2000-01	46	5	634	56	170	.329	5	19	.263	43	53	.811	23	59	82	52	46	29	37	8	160	3.5
<b>Acquired</b> Signed as a free agent in Oct. 2000																						
<b>Departed</b> Free agent not re-signed July 2001																						

**Acquired** Signed as a free agent in Oct. 2000

**Departed** Free agent not re-signed July 2001



**Obinna Ekezie**

Years 1999-00			College Maryland								No 54				Pos F/C									
Season	G	GS	Min	FG	FGA	Pct	3fg	Att	Pct	FT	FTA	Pct	Off	Def	Total	Ast	PF	St	TO	Bl	Pts	Avg		
1999-00	39	0	351	41	88	.466	0	0	---	43	64	.672	34	58	92	8	61	9	26	4	125	3.2		

**Acquired** Drafted 37th overall by the Grizzlies in the 1999 NBA Draft

**Departed** Traded to Washington in Aug. 2000 along with Felipe Lopez, Cherokee Parks and Dennis Scott in exchange for Isaac Austin



**Andre Emmett**

Years 2004-05			College Texas Tech									No. 14				Pos. G									
Season	G	GS	Min	FG	FGA	Pct	3fg	Att	Pct	FT	FTA	Pct	Off	Def	Total	Ast	PF	St	TO	Bl	Pts	Avg			
2004-05	8	0	28	2	6	.333	0	0	---	3	5	.600	0	2	2	0	4	0	1	0	7	0.9			

**Acquired** Draft rights traded to Memphis on June 24, 2004 by Seattle for cash considerations and a 2005 second round NBA Draft pick

**Departed** Traded to Miami along with James Posey and Jason Williams as part of a five-team trade on Aug. 2, 2005



**Isaac Fontaine**

Years	College Washington State										No 21				Pos G							
Season	G	GS	Min	FG	FGA	Pct	3fg	Att	Pct	FT	FTA	Pct	Off	Def	Total	Ast	PF	St	TO	Bl	Pts	Avg
2001-02	6	0	76	3	14	.214	1	5	.200	4	6	.667	0	5	5	4	6	0	4	0	11	1.8

**Acquired** Signed March 3, 2002 to a 10-day contract

**Departed** Waived March 13, 2002



**Antonis Fotsis**

Years	From Athens, Greece										No 6				Pos F							
Season	G	GS	Min	FG	FGA	Pct	3fg	Att	Pct	FT	FTA	Pct	Off	Def	Total	Ast	PF	St	TO	Bl	Pts	Avg
2001-02	28	1	320	42	104	.404	7	23	.304	17	20	.850	25	37	62	10	22	9	21	11	108	3.9

**Acquired** Selected by the Grizzlies in the second round (48th pick overall) of the 2001 NBA Draft

**Departed** Free agent not re-signed in July 2002



**Adonal Foyle**

Years 2008-09	College Colgate									No 30				Pos C									
Season	G	GS	Min	FG	FGA	Pct	3fg	Att	Pct	FT	FTA	Pct	Off	Def	Total	Ast	PF	St	TO	Bl	Pts	Avg	
2008-09	1	0	3	0	0	---	0	0	---	0	0	---	0	0	0	0	1	0	0	0	0	0.0	

**Acquired** Traded by the Orlando Magic to Memphis along with Orlando's 2009 first round pick, Mike Wilks and cash considerations as part of a three-team trade also involving the Houston Rockets on Feb. 19, 2009. As part of the trade, Houston also acquired Kyle Lowry from the Grizzlies

**Departed** Waived on March 1, 2009



**Marc Gasol**

Years 2008-09 to 2011-12	From Barcelona, Spain										No 33					Pos C						
Season	G	GS	Min	FG	FGA	Pct	3fg	Att	Pct	FT	FTA	Pct	Off	Def	Total	Ast	PF	St	TO	Pts	Avg	
2008-09	82	75	2521	350	661	.530	0	1	.000	275	375	.733	201	404	605	143	265	63	164	90	975	11.9
2009-10	69	69	2468	378	651	.581	0	1	.000	252	376	.670	208	432	640	165	254	69	135	109	1008	14.6
2010-11	81	81	2586	364	691	.527	3	7	.429	220	294	.748	154	415	569	200	265	74	146	136	951	11.7
2011-12	65	65	2370	357	740	.482	1	12	.083	237	317	.748	120	459	579	204	201	62	121	121	952	14.6
Total	297	290	9946	1449	2743	.528	4	21	.190	984	1362	.722	683	1710	2393	712	985	268	566	456	3886	13.1

**Acquired** Draft rights (48th overall pick in the 2007 NBA Draft) traded by the Los Angeles Lakers along with Kwame Brown, Javaris Crittenton, Aaron McKie, two future first round draft picks (2008, 2010) and cash considerations in exchange for Pau Gasol and a 2010 second round draft pick on Feb. 1, 2008




## Pau Gasol

Years 2001-02 to 2007-08										From Barcelona, Spain										No 16										Pos F/C									
Season	G	GS	Min	FG	FGA	Pct	3fg	Att	Pct	FT	FTA	Pct	Off	Def	Total	Ast	PF	St	To	Bl	Pts	Avg																	
2001-02	82	79	3007	551	1064	.518	1	5	.200	338	477	.709	238	492	730	223	195	41	224	169	1441	17.6																	
2002-03	82	82	2948	569	1116	.510	1	10	.100	416	565	.736	192	528	720	229	220	34	213	148	1555	19.0																	
2003-04	78	78	2458	506	1049	.482	4	15	.267	365	511	.714	206	394	600	198	185	44	187	132	185	17.7																	
2004-05	56	53	1790	357	695	.514	1	6	.167	282	367	.768	130	280	410	135	146	37	137	93	997	17.8																	
2005-06	80	80	3135	600	1194	.503	3	12	.250	425	617	.689	191	522	713	371	184	46	235	153	1628	20.4																	
2006-07	59	59	2133	462	858	.538	3	11	.273	299	400	.748	149	432	581	201	137	29	162	126	1226	20.8																	
2007-08	39	39	1433	279	557	.501	4	15	.267	176	215	.819	94	248	342	116	85	16	80	56	738	18.9																	
Total	476	470	16904	3324	6533	.509	17	74	.230	2301	3152	.730	1200	2896	4096	1473	1152	247	1238	877	8966	18.8																	

**Acquired** Selected by the Atlanta Hawks in the first round (third pick overall) of the 2001 NBA Draft. Draft rights traded with Lorenzen Wright and Brevin Knight by the Hawks to the Grizzlies for Shareef Abdur-Rahim on June 30, 2001

**Departed** Traded to the Los Angeles Lakers with a 2010 second-round pick in exchange for Kwame Brown, Javaris Crittenton, Aaron McKie, the draft rights to Marc Gasol, a first-round pick in 2008, a first-round pick in 2010 and cash considerations on Feb. 1, 2008



## Kenny Gattison

Years 1995-96				College Old Dominion								No 44					Pos F									
Season	G	GS	Min	FG	FGA	Pct	3fg	Att	Pct	FT	FTA	Pct	Off	Def	Total	Ast	PF	St	TO	Bl	Pts	Avg				
1995-96	25	14	570	91	190	.479	0	0	---	47	78	.603	35	79	114	14	75	10	40	11	229	9.2				

**Acquired** In the 1995 Expansion Draft (from Charlotte 16th overall)

**Departed** Traded to Orlando in Feb. 1996 along with a 1996 2nd round draft choice in exchange for Jeff Turner



## Rudy Gay

Years 2006-07 to 2010-11					College Connecticut					No 22					Pos F							
Season	G	GS	Min	FG	FGA	Pct	3fg	Att	Pct	FT	FTA	Pct	Off	Def	Total	Ast	PF	St	To	Bl	Pts	Avg
2006-07	78	43	2103	321	760	.422	52	143	.364	152	209	.727	93	255	348	100	192	71	140	74	846	10.8
2007-08	81	81	3000	625	1355	.461	134	387	.346	248	316	.785	140	359	499	158	230	111	190	79	1632	20.1
2008-09	79	78	2945	572	1262	.453	85	242	.351	264	344	.767	109	328	437	135	221	98	203	59	1493	18.9
2009-10	80	80	3174	600	1288	.466	66	202	.327	301	400	.752	115	357	472	153	201	118	169	64	1567	19.6
2010-11	54	54	2152	409	869	.471	57	144	.396	194	241	.805	82	254	336	153	131	91	135	58	1069	19.8
2011-12	65	65	2422	485	1067	.455	54	173	.312	208	263	.791	130	287	417	147	138	95	161	55	1232	19.0
Total	437	401	15797	3012	6601	.456	448	1291	.347	1367	1773	.771	669	1840	2509	846	1113	584	998	389	7839	17.9

**Acquired** Draft rights (eighth overall in the 2006 NBA Draft) traded by the Houston Rockets with Stromile Swift for Shane Battier on July 12, 2006



## Trey Gilder

Years 2009-10				College Northwestern State								No 2				Pos F							
Season	G	GS	Min	FG	FGA	Pct	3fg	Att	Pct	FT	FTA	Pct	Off	Def	Total	Ast	PF	St	TO	Bl	Pts	Avg	
2009-10	2	0	5	1	1	1.000	0	0	---	0	0	---	0	1	1	0	0	1	0	0	2	1.0	

**Acquired** Signed as a free agent on Aug. 27, 2009

**Departed** Waived on Nov. 5, 2009



## Eddie Gill

Years 2001-02				College Weber State								No 7				Pos G							
Season	G	GS	Min	FG	FGA	Pct	3fg	Att	Pct	FT	FTA	Pct	Off	Def	Total	Ast	PF	St	TO	Bl	Pts	Avg	
2001-02	23	5	384	39	92	.424	7	22	.318	31	39	.795	7	21	28	49	38	11	34	3	116	5.0	

**Acquired** Signed to a 10-day contract on Feb. 2002

**Departed** Contract not renewed by Grizzlies



## Gordon Giricek

Years 2002-2003				From Zagreb, Croatia								No 10				Pos G									
Season	G	GS	Min	FG	FGA	Pct	3fg	Att	Pct	FT	FTA	Pct	Off	Def	Total	Ast	PF	St	TO	Bl	Pts	Avg			
2002-03	49	35	1187	207	478	433	46	130	354	88	107	822	18	90	108	70	104	22	94	6	548	11.2			



# ALL-TIME ROSTER



## Drew Gooden

Years 2002-2003

College Kansas

No 0

Pos F

Season	G	GS	Min	FG	FGA	Pct	3fg	Att	Pct	FT	FTA	Pct	Off	Def	Total	Ast	PF	St	TO	Bl	Pts	Avg
2002-03	51	29	1329	255	576	.443	14	46	.304	92	132	.697	105	190	295	63	121	38	105	22	616	12.1

**Acquired** Selected by the Memphis Grizzlies in the first round (fourth pick overall) of the 2002 NBA Draft

**Departed** Traded by Memphis with Gordon Girecek to the Orlando Magic for Mike Miller, Ryan Humphrey, a future first-round draft pick and a future second round draft pick on Feb. 19, 2003



## Hamed Haddadi

Years 2008-09 to 2011-12

From Ahvaz, Iran

No 15

Pos C

Season	G	GS	Min	FG	FGA	Pct	3fg	Att	Pct	FT	FTA	Pct	Off	Def	Total	Ast	PF	St	TO	Bl	Pts	Avg
2008-09	19	0	120	15	31	.484	0	0	---	18	30	.600	16	31	47	8	20	1	9	12	48	2.5
2009-10	36	0	240	24	62	.387	0	3	.000	14	19	.737	26	49	75	10	57	1	20	14	62	1.7
2010-11	31	0	168	30	58	.517	0	1	.000	15	23	.652	24	44	68	5	29	2	11	13	75	2.4
2011-12	35	0	206	26	48	.542	0	1	.000	18	26	.692	28	43	71	8	43	1	21	26	70	2.0
Total	121	0	734	95	199	.477	0	5	.000	65	98	.663	94	167	261	31	149	5	61	65	255	2.1

**Acquired** Signed as a free agent on Aug. 28, 2008



## Lorinza "Junior" Harrington

Years 2006-07

College Wingate


No 10

Pos G

Season	G	GS	Min	FG	FGA	Pct	3fg	Att	Pct	FT	FTA	Pct	Off	Def	Total	Ast	PF	St	TO	Bl	Pts	Avg
2006-07	29	8	543	57	137	.416	7	26	.269	31	46	.674	12	56	68	89	79	21	52	5	152	5.2

**Acquired** Signed by the Grizzlies to the first of two 10-day contracts on Feb. 9, 2007; Signed for the remainder of the season on March 1, 2007

**Departed** Free agent not re-signed July 2007



## Othella Harrington

Years 1999-00 to 2000-01

College Georgetown

No 24

Pos F

Season	G	GS	Min	FG	FGA	Pct	3fg	Att	Pct	FT	FTA	Pct	Off	Def	Total	Ast	PF	St	TO	Bl	Pts	Avg
1999-00	82	82	2677	420	830	.506	0	2	.000	236	298	.792	196	367	563	97	287	36	217	58	1076	13.1
2000-01	44	40	1267	180	386	.466	0	3	.000	120	154	.779	102	187	289	36	136	19	104	26	480	10.9
Total	126	122	3944	600	1216	.493	0	5	.000	356	452	.788	298	554	852	133	423	55	321	84	1556	12.3

**Acquired** In a three-team trade with Houston and Orlando in Aug. 1999

**Departed** Traded to New York in Feb. 2001 in exchange for Erick Strickland and two draft picks



## Antonio Harvey

Years 1995-96

College Pfeiffer

No 40

Pos F

Season	G	GS	Min	FG	FGA	Pct	3fg	Att	Pct	FT	FTA	Pct	Off	Def	Total	Ast	PF	St	TO	Bl	Pts	Avg
1995-96	18	6	410	39	95	.411	0	2	.000	20	43	.465	27	67	94	09	38	14	18	21	98	5.4

**Acquired** In the 1995 Expansion Draft (from LAL sixth overall)

**Departed** Waived in Dec. 1995



## J.R. Henderson

Years 1998-99

College UCLA


No 52

Pos F

Season	G	GS	Min	FG	FGA	Pct	3fg	Att	Pct	FT	FTA	Pct	Off	Def	Total	Ast	PF	St	TO	Bl	Pts	Avg
1998-99	30	0	331	35	96	.365	2	5	.400	25	45	.556	20	27	47	22	29	9	18	4	97	3.2

**Acquired** Drafted 56th overall by the Grizzlies in the 1998 NBA Draft

**Departed** Free agent not re-signed July 1999



## Xavier Henry

Years 2010-11

College Kansas


No 13

Pos G/F

Season	G	GS	Min	FG	FGA	Pct	3fg	Att	Pct	FT	FTA	Pct	Off	Def	Total	Ast	PF	St	TO	Bl	Pts	Avg
2010-11	38	16	527	65	160	.406	2	17	.118	33	52	.635	9	28	37	18	48	11	13	3	165	4.3

**Acquired** Selected by the Grizzlies in the first round (12th overall) of the 2010 NBA Draft

# ALL-TIME ROSTER




## Carl Herrera

Years 1998-99			College Houston										No 14					Pos F									
Season	G	GS	Min	FG	FGA	Pct	3fg	Att	Pct	FT	FTA	Pct	Off	Def	Total	Ast	PF	St	TO	Bl	Pts	Avg					
1998-99	4	0	42	3	13	.231	0	0	---	0	2	.000	5	3	8	3	3	0	4	0	6	1.5					

**Acquired** In a trade with San Antonio in June 1998 (along with the draft rights to Felipe Lopez in exchange for Antonio Daniels)

**Departed** Waived in Feb. 1999




## Lester Hudson

Years 2009-10, 2011-12										College Tennessee-Martin										No 26, 14					Pos G									
Season	G	GS	Min	FG	FGA	Pct	3fg	Att	Pct	FT	FTA	Pct	Off	Def	Total	Ast	PF	St	TO	Bl	Pts	Avg												
2009-10	9	0	61	14	35	.400	2	11	.182	6	7	.857	4	6	10	5	5	5	5	1	36	4.0												
2011-12	3	0	20	3	11	.273	1	3	.333	2	3	.667	0	0	0	1	0	0	2	0	9	3.0												
Total	12	0	81	17	46	.370	3	14	.214	8	10	.800	4	6	10	6	5	5	7	1	45	3.8												

**Acquired** 1) Claimed off waivers on Jan. 8, 2010; 2) Signed as a free agent on April 20, 2012

**Departed** 1) Waived on July 1, 2010; 2) Free agent not re-signed



## Ryan Humphrey

Years 2002-03 to 2004-05										College Notre Dame										No 40										Pos F									
Season	G	GS	Min	FG	FGA	Pct	3fg	Att	Pct	FT	FTA	Pct	Off	Def	Total	Ast	PF	St	TO	Bl	Pts	Avg																	
2002-03	13	0	122	12	35	.343	0	0	---	5	11	.455	4	26	30	4	18	5	2	2	18	1.4																	
2003-04	2	0	11	1	4	.250	0	1	.000	0	0	---	2	1	3	1	3	1	2	0	2	1.0																	
2004-05	35	0	317	42	103	.408	0	2	.000	18	37	.486	50	37	87	6	35	10	23	1	102	2.9																	
Total	50	0	450	55	142	.387	0	3	.000	23	48	.479	56	64	120	11	56	16	27	3	133	2.7																	

**Acquired** Traded by Orlando with Mike Miller, a future first-round draft pick and a future second round draft pick for Gordan Giricek and Drew Gooden on Feb. 19, 2003

**Departed** Free agent not re-signed in July 2005



## Steven Hunter

Years 2009-10			College DePaul										No 45							Pos C									
Season	G	GS	Min	FG	FGA	Pct	3fg	Att	Pct	FT	FTA	Pct	Off	Def	Total	Ast	PF	St	TO	Bl	Pts	Avg							
2009-10	21	0	157	17	43	.395	0	0	---	19	36	.528	18	24	42	0	10	1	9	12	53	2.5							

**Acquired** Traded by the Denver Nuggets along with a 2010 first round draft pick and cash considerations in exchange for a future conditional second round draft pick

**Departed** Contract expired on June 30, 2010



## Bobby Hurley

Years 1997-98		College Duke										No 12						Pos G									
Season	G	GS	Min	FG	FGA	Pct	3fg	Att	Pct	FT	FTA	Pct	Off	Def	Total	Ast	PF	St	TO	Bl	Pts	Avg					
1997-98	27	0	458	46	123	.374	1	7	.143	29	39	.744	5	25	30	97	43	10	44	0	122	4.5					

**Acquired** In a trade with Sacramento in Feb. 1998 along with Michael Smith in exchange for Otis Thorpe and Chris Robinson

**Departed** Waived in Jan. 1999



## Allen Iverson

Years 2009-10			College Georgetown										No 3					Pos G									
Season	G	GS	Min	FG	FGA	Pct	3fg	Att	Pct	FT	FTA	Pct	Off	Def	Total	Ast	PF	St	TO	Bl	Pts	Avg					
2009-10	3	0	67	15	26	577	1	1	1.000	6	12	500	1	3	4	11	5	1	7	0	37	12.3					

**Acquired** Signed as a free agent on Sept. 10, 2009

**Departed** Waived on Nov. 17, 2009



## Bobby Jackson

Years 2005-06			College Minnesota										No 24							Pos G									
Season	G	GS	Min	FG	FGA	Pct	3fg	Att	Pct	FT	FTA	Pct	Off	Def	Total	Ast	PF	St	TO	Bl	Pts	Avg							
2005-06	71	15	1775	286	748	.382	129	332	.389	107	146	.733	44	179	223	195	155	61	101	1	808	11.4							

**Acquired** Traded to Memphis from Sacramento with Greg Ostertag in exchange for Bonzi Wells on Aug. 2, 2005

**Departed** Free agent not re-signed in July 2006

(continued on page 120)

INTRO

PLAYERS

OWNERSHIP

FRONT OFFICE

MEDIA

COMMUNITY

HISTORY

PLAYOFFS

REVIEW

OPINIONS

NBA

FEDERATION

AT A GLANCE



# ALL-TIME ROSTER



## Casey Jacobsen

Years 2007-08

College Stanford

No 23

Pos G

Season	G	GS	Min	FG	FGA	Pct	3fg	Att	Pct	FT	FTA	Pct	Off	Def	Total	Ast	PF	St	TO	Bl	Pts	Avg
2007-08	53	0	547	39	115	.339	16	72	.222	13	17	.765	12	53	65	20	34	5	16	1	107	2.0

**Acquired** Signed by Memphis as a free agent on July 24, 2007

**Departed** Free agent not re-signed and renounced on Aug. 8, 2008



## Marko Jaric

Years 2008-09 to 2009-10

From Belgrade, Serbia

No 55

Pos G

Season	G	GS	Min	FG	FGA	Pct	3fg	Att	Pct	FT	FTA	Pct	Off	Def	Total	Ast	PF	St	TO	Bl	Pts	Avg
2008-09	53	0	605	48	145	.331	11	28	.393	29	41	.707	23	42	65	74	62	29	49	11	136	2.6

**Acquired** Traded by the Minnesota Timberwolves along with the draft rights to O.J. Mayo (third overall pick), Greg Buckner and Antoine Walker in exchange for the draft rights to Kevin Love (fifth), Mike Miller, Brian Cardinal and Jason Collins on June 26, 2008

**Departed** Waived on Dec. 24, 2009



## Alexander Johnson

Years 2006-07

College Florida State

No 32

Pos F

Season	G	GS	Min	FG	FGA	Pct	3fg	Att	Pct	FT	FTA	Pct	Off	Def	Total	Ast	PF	St	TO	Bl	Pts	Avg
2006-07	59	19	753	91	169	.538	0	0	---	78	118	.661	50	131	181	17	137	25	47	35	260	4.4

**Acquired** Draft rights traded to Memphis by Portland in exchange for a second round pick in the 2008 NBA Draft on June 28, 2006

**Departed** Waived by the Grizzlies July 13, 2007



## Bobby Jones

Years 2007-08

College Washington

No 6

Pos G/F

Season	G	GS	Min	FG	FGA	Pct	3fg	Att	Pct	FT	FTA	Pct	Off	Def	Total	Ast	PF	St	TO	Bl	Pts	Avg
2007-08	9	2	137	14	36	.389	3	13	.231	9	10	.900	10	17	27	11	17	5	5	2	40	4.4

**Acquired** Signed by Memphis to a 10-day contract on Jan. 10, 2008

**Departed** Second 10-day contract expired on Jan. 30, 2008



## Dahntay Jones

Years 2003-04 to 2006-07

College Duke

No 30

Pos G/F

Season	G	GS	Min	FG	FGA	Pct	3fg	Att	Pct	FT	FTA	Pct	Off	Def	Total	Ast	PF	St	TO	Bl	Pts	Avg
2003-04	20	0	154	15	53	.283	1	4	.250	5	11	.455	7	16	23	12	23	5	12	6	36	1.8
2004-05	52	7	649	83	190	.437	23	60	.383	44	64	.688	11	58	69	21	81	13	29	11	233	4.5
2005-06	71	4	967	109	263	.414	3	21	.143	60	93	.645	20	84	104	39	108	38	50	15	281	4.0
2006-07	78	25	1671	220	461	.477	5	12	.417	138	174	.793	47	106	153	68	192	39	92	22	583	7.5
Total	221	36	3441	427	967	.442	32	97	.330	247	342	.722	85	264	349	140	404	95	183	54	1133	5.1

**Acquired** Selected by the Boston Celtics in the 2003 NBA Draft (20th overall). Draft rights traded to Memphis along with the draft rights to Troy Bell (16th) in exchange for the draft rights to Marcus Banks (13th) and Kendrick Perkins (27th)

**Departed** Free agent not re-signed July 2007



## Damon Jones

Years 2000-01

College Houston

No 11

Pos G

Season	G	GS	Min	FG	FGA	Pct	3fg	Att	Pct	FT	FTA	Pct	Off	Def	Total	Ast	PF	St	TO	Bl	Pts	Avg
2000-01	71	10	1415	170	416	.409	84	231	.364	37	52	.712	16	108	124	224	58	36	76	1	461	6.5

**Acquired** Signed as a free agent in Aug. 2000

**Departed** Free agent not re-signed in July 2001



## Eddie Jones

Years 2005-06 to 2006-07

College Temple

No 6

Pos G

Season	G	GS	Min	FG	FGA	Pct	3fg	Att	Pct	FT	FTA	Pct	Off	Def	Total	Ast	PF	St	TO	Bl	Pts	Avg
2005-06	75	75	2437	292	722	.404	133	374	.356	168	215	.781	35	244	279	177	201	131	93	27	885	11.8
2006-07	29	14	561	57	151	.377	22	74	.297	25	34	.735	14	47	61	33	54	22	23	2	161	5.6
Total	104	89	2998	349	873	.400	155	448	.346	193	249	.775	49	291	340	210	255	153	116	29	1046	10.1

**Acquired** Traded to Memphis from Miami as part of a five-team trade on Aug. 2, 2005

**Departed** Waived on Jan. 30, 2007



# ALL-TIME ROSTER



## Chris King

College Wake Forest										No 17				Pos F								
Season	G	GS	Min	FG	FGA	Pct	3fg	Att	Pct	FT	FTA	Pct	Off	Def	Total	Ast	PF	St	TO	Bl	Pts	Avg
1995-96	80	66	1930	250	585	.427	44	113	.389	90	136	.662	102	183	285	104	163	68	103	33	634	7.9
<b>Acquired</b> Signed as a free agent in Oct. 1995																						
<b>Departed</b> Free agent not re-signed in July 1996																						


**Acquired** Signed as a free agent in Oct. 1995  
**Departed** Free agent not re-signed in July 1996



## Tarence Kinsey

Years 2006-07 to 2007-08				College South Carolina							No 7				Pos G							
Season	G	GS	Min	FG	FGA	Pct	3fg	Att	Pct	FT	FTA	Pct	Off	Def	Total	Ast	PF	St	TO	Bl	Pts	Avg
2006-07	48	12	967	139	304	.457	13	46	.283	78	98	.796	29	68	97	41	57	53	46	1	369	7.7
2007-08	11	0	96	16	38	.421	3	7	.429	5	6	.833	3	9	12	2	11	3	3	0	40	3.6
Total	59	12	1063	155	342	.453	16	53	.302	83	104	.798	32	77	109	43	68	56	49	1	409	6.9

**Acquired** Signed by Memphis as a free agent on July 13, 2006  
**Departed** Waived on Dec. 18, 2007



## Brevin Knight

Years 2001-02 to 2002-03									College Stanford				No 33				Pos G							
Season	G	GS	Min	FG	FGA	Pct	3fg	Att	Pct	FT	FTA	Pct	Off	Def	Total	Ast	PF	St	TO	Bl	Pts	Avg		
2001-02	53	11	1151	141	334	.422	2	8	.250	87	115	.757	11	98	109	302	135	79	111	7	371	7.0		
2002-03	55	4	928	97	228	.425	2	8	.250	20	37	.541	15	66	81	233	123	69	94	2	216	3.9		
Total	108	15	2079	238	562	.423	4	16	.250	107	152	.704	26	164	190	535	258	141	205	9	587	5.4		

**Acquired** Traded by the Hawks with Lorenzen Wright and the draft rights to Pau Gasol to the Memphis Grizzlies for Shareef Abdur-Rahim on July 19, 2001  
**Departed** Traded to Phoenix in Sept. 2003 in exchange for Jake Tsakalidis and Bo Outlaw



## Acie Law

Years 2010-11			College Texas A&M										No 2					Pos G									
Season	G	GS	Min	FG	FGA	Pct	3fg	Att	Pct	FT	FTA	Pct	Off	Def	Total	Ast	PF	St	TO	Bl	Pts	Avg					
2010-11	11	0	94	3	19	.158	0	6	.000	6	10	.600	3	8	11	14	10	4	10	0	12	1.1					

**Acquired** Signed as a free agent on Aug. 5, 2010  
**Departed** Waived on Dec. 4, 2010



## Eric Leckner

Years 1996-97			College Wyoming										No 55					Pos C									
Season	G	GS	Min	FG	FGA	Pct	3fg	Att	Pct	FT	FTA	Pct	Off	Def	Total	Ast	PF	St	TO	Bl	Pts	Avg					
1996-97	19	1	115	14	30	.467	0	0	---	6	12	.500	5	30	35	4	32	3	10	2	34	1.8					

**Acquired** Signed to a 10-day contract in Feb. 1997  
**Departed** Free agent not re-signed in July 1997



## Grant Long

Years 1999-00 to 2001-02				College Eastern Michigan					No 43					Pos F									
Season	G	GS	Min	FG	FGA	Pct	3fg	Att	Pct	FT	FTA	Pct	Off	Def	Total	Ast	PF	St	TO	Bl	Pts	Avg	
1999-00	42	1	920	74	167	.443	0	4	.000	55	71	.775	86	148	234	43	108	45	49	10	203	4.8	
2000-01	66	27	1507	140	319	.439	4	15	.267	112	157	.713	76	198	274	83	160	72	62	15	396	6.0	
2001-02	66	56	1868	164	385	.426	3	17	.176	86	123	.699	31	200	231	136	123	63	103	12	417	6.3	
Total	174	84	4295	378	871	.434	7	36	.194	253	351	.720	193	546	739	262	391	180	214	37	1016	5.8	

**Acquired** Signed as a free agent in Sept. 1999  
**Departed** Free agent not re-signed in July 2002

(continued on page 122)

INTRO

PLAYERS

OWNERSHIP

FRONT OFFICE

MEDIA

COMMUNITY

HISTORY

PLAYOFFS

REVIEW

OPINIONS


NBA

FEDERATION

AT A GLANCE



# ALL-TIME ROSTER



## Felipe Lopez

Years 1998-99 to 1999-00

College St. John's

No 13

Pos G

Season	G	GS	Min	FG	FGA	Pct	3fg	Att	Pct	FT	FTA	Pct	Off	Def	Total	Ast	PF	St	TO	Bl	Pts	Avg
1998-99	47	32	1218	169	379	.446	12	44	.273	87	135	.644	69	97	166	62	128	49	82	14	437	9.3
1999-00	65	0	781	111	261	.425	3	18	.167	67	109	.615	59	65	124	44	94	32	53	17	292	4.5
Total	112	32	1999	280	640	.438	15	62	.242	154	244	.631	128	162	290	106	222	81	135	31	729	6.5

**Acquired** In a trade with San Antonio in June 1998 along with Carl Herrera in exchange for Antonio Daniels

**Departed** Traded to Washington in Aug. 2000 along with Obinna Ekezie, Cherokee Parks and Dennis Scott in exchange for Isaac Austin



## Kyle Lowry

Years 2006-07 to 2008-09

College Villanova

No 1

Pos G

Season	G	GS	Min	FG	FGA	Pct	3fg	Att	Pct	FT	FTA	Pct	Off	Def	Total	Ast	PF	St	TO	Bl	Pts	Avg
2006-07	10	0	175	14	38	.368	3	8	.375	25	28	.893	12	19	31	32	20	14	12	1	56	5.6
2007-08	82	9	2089	256	592	.432	36	140	.257	243	348	.698	41	209	250	296	185	92	127	22	791	9.6
2008-09	49	21	1071	112	272	.412	17	69	.246	129	161	.801	13	98	111	178	89	48	79	8	370	7.6
Total	141	30	3335	382	902	.424	56	217	.258	397	537	.739	66	326	392	506	294	154	218	31	1217	8.6

**Acquired** Selected by Memphis in the first round (24th overall) in the 2006 NBA Draft

**Departed** Traded to the Houston Rockets in exchange for the Orlando Magic's 2009 unprotected first round pick, Adonal Foyle, Mike Wilks and cash considerations as part of a three-team deal also involving Orlando on Feb. 19, 2009



## George Lynch

Years 1996-97 to 1997-98

College North Carolina


No 34/9

Pos F

Season	G	GS	Min	FG	FGA	Pct	3fg	Att	Pct	FT	FTA	Pct	Off	Def	Total	Ast	PF	St	TO	Bl	Pts	Avg
1996-97	41	27	1059	137	291	.471	8	31	.258	60	97	.619	98	163	261	76	97	63	64	17	342	8.3
1997-98	82	0	1493	248	516	.481	9	30	.300	111	158	.703	147	215	362	122	161	65	104	41	616	7.5
Total	123	27	2552	385	807	.477	17	61	.279	171	255	.671	245	378	623	198	258	128	168	58	958	7.8

**Acquired** In a trade with LA Lakers in July 1996 along with Anthony Peeler and a 2nd round pick in 1998 and 1999 for the Grizzlies 2nd round pick in 1998 and 1999

**Departed** Free agent not re-signed July 1998



## Sam Mack

Years 1997-98 to 1998-99

College Houston

No 7

Pos G/F

Season	G	GS	Min	FG	FGA	Pct	3fg	Att	Pct	FT	FTA	Pct	Off	Def	Total	Ast	PF	St	TO	Bl	Pts	Avg
1997-98	57	54	1414	222	559	.397	110	269	.409	62	77	.805	30	103	133	101	117	41	69	11	616	10.8
1998-99	19	15	577	86	212	.406	42	108	.389	28	30	.933	7	46	53	23	53	20	20	1	242	12.7
Total	76	69	1991	308	771	.399	152	377	.403	90	107	.841	37	149	186	124	170	61	89	12	858	11.3

**Acquired** In a trade with Houston in Oct. 1997 in exchange for a 2nd round draft pick

**Departed** Traded to Houston in March 1999 in exchange for Rodrick Rhodes



## Rich Manning

Years 1995-96 to 1996-97

College Washington


No 15

Pos C

Season	G	GS	Min	FG	FGA	Pct	3fg	Att	Pct	FT	FTA	Pct	Off	Def	Total	Ast	PF	St	TO	Bl	Pts	Avg
1995-96	29	0	311	49	113	.434	0	1	.000	9	14	.643	16	39	55	7	37	3	17	6	107	3.7
1996-97	16	1	128	18	48	.375	2	3	.667	6	8	.750	8	15	23	2	18	3	5	1	44	2.8
Total	45	1	439	67	161	.416	2	4	.500	15	22	.682	24	54	78	9	55	6	22	7	151	3.4

**Acquired** 1) Signed to a free agent contract in Oct. 1995; 2) Signed to a free agent contract in Jan. 1996

**Departed** 1) Waived in Nov. 1995; 2) Waived in Jan. 1997



## Cuonzo Martin

Years 1995-96

College Purdue


No 40

Pos G

Season	G	GS	Min	FG	FGA	Pct	3fg	Att	Pct	FT	FTA	Pct	Off	Def	Total	Ast	PF	St	TO	Bl	Pts	Avg
1995-96	4	0	19	3	5	.600	3	3	1.000	0	2	.000	1	1	2	2	1	1	1	0	9	2.3

**Acquired** Signed to a 10-day contract in April 1996

**Departed** Free agent not re-signed in July 1996



## Darrick Martin

Years 1995-96

College UCLA


No 5

Pos G

Season	G	GS	Min	FG	FGA	Pct	3fg	Att	Pct	FT	FTA	Pct	Off	Def	Total	Ast	PF	St	TO	Bl	Pts	Avg
1995-96	24	0	402	59	131	.450	5	22	.227	38	46	.826	13	25	38	61	47	27	37	1	161	6.7

**Acquired** Signed as a free agent in Nov. 1995

**Departed** Traded to Minnesota in Jan. 1996 in exchange for a second round draft choice



## Tony Massenburg

Years	1997-98 to 1998-99, 2000-01 to 2001-02										College Maryland					No 44					Pos F/C				
Season	G	GS	Min	FG	FGA	Pct	3fg	Att	Pct	FT	FTA	Pct	Off	Def	Total	Ast	PF	St	TO	Bl	Pts	Avg			
1997-98	61	13	894	148	309	.479	0	0	---	100	137	.730	80	152	232	21	123	25	60	24	396	6.5			
1998-99	43	35	1143	189	388	.487	0	2	.000	103	155	.665	83	174	257	23	108	26	64	39	481	11.2			
2000-01	52	20	823	92	199	.462	0	---	49	70	.700	75	135	210	9	122	10	48	28	233	4.5				
2001-02	73	31	1247	159	349	.456	1	1	1.000	84	117	.718	100	224	324	26	174	30	65	31	403	5.5			
Total	229	99	4107	588	1245	.472	1	3	.333	336	479	.701	338	685	1023	79	527	91	237	122	1513	6.6			

**Acquired** 1) In a trade with Boston in Oct. 1997 along with a second round draft pick in exchange for Roy Rogers; 2) Signed as a free agent in Aug. 2000

**Departed** 1) Traded to Houston in a three-way deal in Aug. 1999; 2) Free agent not re-signed in July 2002



## Lee Mayberry

Years	1996-97 to 1998-99										College Arkansas					No 11					Pos G				
Season	G	GS	Min	FG	FGA	Pct	3fg	Att	Pct	FT	FTA	Pct	Off	Def	Total	Ast	PF	St	TO	Bl	Pts	Avg			
1996-97	80	38	1952	149	370	.403	83	221	.376	29	46	.630	29	105	134	329	159	60	90	8	410	5.1			
1997-98	79	32	1835	131	349	.375	63	180	.350	38	51	.745	19	95	114	349	164	65	113	10	363	4.6			
1998-99	9	0	126	7	19	.368	2	10	.200	4	5	.800	0	3	3	23	13	7	11	0	20	2.2			
Total	168	70	3913	287	738	.389	148	411	.360	71	102	.696	48	203	251	701	336	132	214	18	793	4.7			

**Acquired** Signed as a free agent in July 1996

**Departed** Traded to Houston in a three-way deal in Aug. 1999



## O.J. Mayo

Years	2008-09 to 2011-12										College USC					No 32					Pos G				
Season	G	GS	Min	FG	FGA	Pct	3fg	Att	Pct	FT	FTA	Pct	Off	Def	Total	Ast	PF	St	TO	Bl	Pts	Avg			
2008-09	82	82	3120	562	1283	.438	145	378	.384	247	281	.879	56	252	308	262	204	91	226	13	1516	18.5			
2009-10	82	82	3113	542	1183	.458	136	355	.383	212	262	.809	61	250	311	242	174	98	176	17	1432	17.5			
2010-11	71	17	1869	304	747	.407	96	264	.364	99	131	.756	35	135	170	145	127	73	99	26	803	11.3			
2011-12	66	0	1771	300	736	.408	100	275	.364	133	172	.773	30	180	210	169	137	71	124	23	833	12.6			
Total	301	181	9873	1708	3949	.433	477	1272	.375	691	846	.817	182	817	999	818	642	333	625	79	4584	15.2			

**Acquired** Draft rights (third overall pick in the 2008 NBA Draft) traded by the Minnesota Timberwolves along with Marko Jaric, Antoine Walker and Greg Buckner in exchange for the draft rights to Kevin Love (fifth), Mike Miller, Brian Cardinal and Jason Collins on June 26, 2008

**Departed** Free agent not re-signed



## Darius Miles

Years 2008-09			High School East St. Louis HS (IL)										No 3					Pos F									
Season	G	GS	Min	FG	FGA	Pct	3fg	Att	Pct	FT	FTA	Pct	Off	Def	Total	Ast	PF	St	TO	Bl	Pts	Avg					
2008-09	34	0	298	48	99	.485	1	6	.167	23	31	.742	19	38	57	17	32	11	21	20	120	3.5					

**Acquired** Originally signed as a free agent on Dec. 13, 2008 but was waived on Jan. 7, 2009. Re-signed with the team to the first of two consecutive 10-day contracts on Jan. 10, 2009 before signing for the remainder of the season on Jan. 30, 2009

**Departed** Free agent not re-signed and renounced on July 9, 2009



## Darko Milicic

Years 2007-08 to 2008-09				From Novi Sad, Serbia							No 31					Pos C						
Season	G	GS	Min	FG	FGA	Pct	3fg	Att	Pct	FT	FTA	Pct	Off	Def	Total	Ast	PF	St	TO	Bl	Pts	Avg
07-08	70	64	1663	219	500	.438	0	1	.000	67	121	.554	127	297	424	58	185	32	101	114	505	7.2
08-09	61	15	1034	137	266	.515	0	0	---	59	105	.562	83	181	264	34	134	22	48	51	333	5.5
Total	131	79	2697	356	766	.465	0	1	.000	126	226	.558	210	478	688	92	319	54	149	165	838	6.4

**Acquired** Signed as a free agent on July 13, 2007

**Departed** Traded to the New York Knicks in exchange for Quentin Richardson and cash considerations on June 25, 2009



## Mike Miller

Years	2002-03 to 2007-08										College Florida					No 33					Pos G/F				
Season	G	GS	Min	FG	FGA	Pct	3fg	Att	Pct	FT	FTA	Pct	Off	Def	Total	Ast	PF	St	TO	Bl	Pts	Avg			
2002-03	16	13	360	77	151	.510	22	44	.500	29	36	.806	6	49	55	31	34	6	26	5	205	12.8			
2003-04	65	65	1770	270	616	.436	80	215	.372	102	149	.766	42	174	216	232	162	59	107	14	722	11.1			
2004-05	76	51	2278	387	766	.505	140	323	.433	108	150	.720	36	264	300	220	197	54	127	23	1022	13.4			
2005-06	74	9	2268	354	760	.466	138	339	.407	168	210	.800	42	355	397	200	173	52	140	27	1014	13.7			
2006-07	70	69	2740	465	1010	.460	202	498	.406	161	203	.793	52	326	378	298	138	54	179	18	1293	18.5			
2007-08	70	70	2474	414	824	.502	155	359	.432	164	212	.774	51	416	467	240	145	35	182	16	1147	16.4			
Total	371	277	11890	1967	4127	.477	737	1778	.415	732	952	.769	229	1584	1813	1221	849	260	761	103	5403	14.6			

**Acquired** Traded by Orlando with Ryan Humphrey, a future first-round draft pick and a future second round draft pick for Gordon Gricec and Drew Gooden on Feb. 19, 2003

**Departed** Traded to Minnesota with the draft rights to Kevin Love, Brian Cardinal and Jason Collins in exchange for the draft rights to

O.J. Mayo, Marko Jaric, Antoine Walker and Greg Buckner on June 26, 2008

(continued on page 124)



# ALL-TIME ROSTER



**Eric Mobley**

Years	1995-96 to 1996-97										College Pittsburgh										No 52										Pos C									
Season	G	GS	Min	FG	FGA	Pct	3fg	Att	Pct	FT	FTA	Pct	Off	Def	Total	Ast	PF	St	TO	Bl	Pts	Avg																		
1995-96	34	1	611	72	131	.550	1	2	.500	37	83	.446	51	77	128	22	82	13	49	23	182	5.4																		
1996-97	28	8	307	28	63	.444	0	0	---	16	30	.533	30	28	58	14	44	5	29	10	72	2.6																		
Total	62	9	918	100	194	.515	1	2	.500	53	113	.469	81	105	186	36	126	18	78	33	254	4.1																		

**Acquired** In a trade with Milwaukee in Nov. 1995 along with Eric Murdock in exchange for Benoit Benjamin

**Departed** Waived in Oct. 1997



**Lawrence Moten**

Years	1995-96 to 1996-97										College Syracuse										No 7/21										Pos G									
Season	G	GS	Min	FG	FGA	Pct	3fg	Att	Pct	FT	FTA	Pct	Off	Def	Total	Ast	PF	St	TO	Bl	Pts	Avg																		
1995-96	44	3	573	112	247	.453	18	55	.327	49	75	.653	36	25	61	50	54	29	44	8	291	6.6																		
1996-97	67	18	1214	171	441	.388	41	141	.291	64	99	.646	43	76	119	129	83	48	81	24	447	6.7																		
Total	111	21	1787	283	688	.411	59	196	.301	113	174	.649	79	101	180	179	137	77	125	32	738	6.6																		

**Acquired** Drafted 36th overall by the Grizzlies in the 1995 NBA Draft

**Departed** Free agent not re-signed July 1997



**Eric Murdock**

Years 1995-96				College Providence								No 14				Pos G									
Season	G	GS	Min	FG	FGA	Pct	3fg	Att	Pct	FT	FTA	Pct	Off	Def	Total	Ast	PF	St	TO	Bl	Pts	Avg			
1995-96	64	14	1480	220	521	.422	39	122	.320	106	131	.809	21	134	155	292	124	129	120	9	585	9.1			

**Acquired** In a trade with Milwaukee in Nov. 1995 along with Eric Mobley in exchange for Benoit Benjamin

**Departed** Grizzlies renounced his rights in July 1996



**Juan Carlos Navarro**

Years 2007-08					From Saint Feliu de Llobregat, Spain										No 2					Pos G									
Season	G	GS	Min	FG	FGA	Pct	3fg	Att	Pct	FT	FTA	Pct	Off	Def	Total	Ast	PF	St	TO	Bl	Pts	Avg							
2007-08	82	30	2117	308	766	.402	156	432	.361	124	146	.849	34	176	210	177	94	48	134	1	896	10.9							

**Acquired** Draft rights traded from Washington for a future protected first round pick on Aug. 17, 2007

**Departed** Signed with F.C. Barcelona (Spain) on June 18, 2008



**Makhtar N'Diaye**

Years 1998-99			College North Carolina										No 40					Pos F									
Season	G	GS	Min	FG	FGA	Pct	3fg	Att	Pct	FT	FTA	Pct	Off	Def	Total	Ast	PF	St	TO	Bl	Pts	Avg					
1998-99	4	0	27	1	4	.250	0	0	---	3	4	.750	3	2	5	1	9	0	1	1	5	1.3					

**Acquired** Signed as a free agent in Jan. 1999

**Departed** Traded to Orlando in a three-way deal in Aug. 1999




**Ivano Newbill**

Years 1997-98				College Georgia Tech										No 40					Pos C									
Season	G	GS	Min	FG	FGA	Pct	3fg	Att	Pct	FT	FTA	Pct	Off	Def	Total	Ast	PF	St	TO	Bl	Pts	Avg						
1997-98	28	2	249	20	57	.351	1	1	1.000	17	30	.567	24	45	69	9	38	10	17	3	58	2.1						

**Acquired** Signed as a free agent in Sept. 1997

**Departed** Free agent not re-signed July 1998




**Moochie Norris**

Years	1996-97										College West Florida										No 10										Pos G									
Season	G	GS	Min	FG	FGA	Pct	3fg	Att	Pct	FT	FTA	Pct	Off	Def	Total	Ast	PF	St	TO	Bl	Pts	Avg																		
1996-97	8	0	89	4	22	.182	2	10	.200	2	5	.400	3	9	12	23	5	4	5	0	12	1.5																		

**Acquired** Signed as a free agent in Dec. 1996

**Departed** Waived in Dec. 1996

# ALL-TIME ROSTER



## Bo Outlaw

College Houston										No 45										Pos F									
Season	G	GS	Min	FG	FGA	Pct	3fg	Att	Pct	FT	FTA	Pct	Off	Def	Total	Ast	PF	St	TO	Bl	Pts	Avg							
2003-04	82	1	1606	159	312	.510	0	4	.000	61	116	.526	125	217	342	90	170	73	69	70	379	4.6							
<b>Acquired</b> Traded by Phoenix along with Jake Tsakalidis in exchange for Brevin Knight, Cezary Trybanski and Robert Archibald on Sept. 30, 2003																													
<b>Departed</b> Waived Nov. 1, 2004																													



## Chris Owens

College Texas													No 20					Pos F				
Season	G	GS	Min	FG	FGA	Pct	3fg	Att	Pct	FT	FTA	Pct	Off	Def	Total	Ast	PF	St	TO	Bl	Pts	Avg
2002-03	1	0	6	2	3	.667	0	0	---	0	0	---	1	0	1	0	0	0	0	0	4	4.0

**Acquired** Selected by the Milwaukee Bucks in the second round (48th overall pick) in the 2002 NBA Draft. Draft rights traded by the Bucks to the Memphis Grizzlies for the 2003 second-round draft pick

**Departed** Free agent not re-signed in July 2003



## Scott Padgett

College Kentucky										No 34					Pos F									
Season	G	GS	Min	FG	FGA	Pct	3fg	Att	Pct	FT	FTA	Pct	Off	Def	Total	Ast	PF	St	TO	Bl	Pts	Avg		
2006-07	7	0	33	1	7	.143	0	4	.000	0	2	.000	5	4	9	0	2	1	1	0	2	0.3		

**Acquired** Traded to Memphis by Houston in exchange for Jake Tsakalidis on Feb. 13, 2007

**Departed** Waived by Memphis on April 4, 2007



## Milt Palacio

College Colorado State										No 5					Pos G							
Season	G	GS	Min	FG	FGA	Pct	3fg	Att	2Pt	FT	FTA	Pct	Off	Def	Total	Ast	PF	St	TO	Bl	Pts	Avg
1999-00	53	0	394	43	98	.439	0	2	.000	22	37	.595	17	34	51	48	32	20	44	0	108	2.0
<b>Acquired</b> Signed as a free agent in Sept. 1999																						
<b>Departed</b> Free agent not re-signed July 2000																						



## Jeremy Pargo

Years 2011-12			College Gonzaga										No 1					Pos G									
Season	G	GS	Min	FG	FGA	Pct	3fg	Att	Pct	FT	FTA	Pct	Off	Def	Total	Ast	PF	St	TO	Bl	Pts	Avg					
2011-12	44	5	424	50	150	.333	10	38	.263	16	27	.593	12	25	37	55	46	15	46	0	126	2.9					
<b>Acquired</b> Signed as a free agent on Dec. 10, 2011																											
<b>Departed</b> Traded to the Cleveland Cavaliers with a 2014 second round pick and cash considerations for D.J. Kennedy on July 25, 2012																											



## Cherokee Parks

College Duke										No 1					Pos F/C							
Season	G	GS	Min	FG	FGA	Pct	3fg	Att	Pct	FT	FTA	Pct	Off	Def	Total	Ast	PF	St	TO	Bl	Pts	Avg
1998-99	48	41	1118	118	275	.429	0	1	.000	30	55	.545	75	168	243	36	114	28	49	28	266	5.5
1999-00	56	14	808	72	145	.497	0	1	.000	24	37	.649	55	128	183	35	115	29	28	45	168	3.0
Total	104	55	1926	190	420	.452	0	2	.000	54	92	.587	130	296	426	71	229	57	77	73	434	4.2

**Acquired** Signed as a free agent in Jan. 1999

**Departed** Traded to Washington in Aug. 2000 along with Obinna Ekezie, Felipe Lopez and Dennis Scott in exchange for Isaac Austin



## Anthony Peeler

College Missouri													No 7/1					Pos G									
Season	G	GS	Min	FG	FGA	Pct	3fg	Att	Pct	FT	FTA	Pct	Off	Def	Total	Ast	PF	St	TO	Bl	Pts	Avg					
1996-97	72	57	2291	402	1011	.398	128	343	.373	109	133	.820	54	193	247	256	168	105	157	17	1041	14.5					
1997-98	8	8	202	35	72	.486	5	19	.263	4	6	.667	6	14	20	23	16	9	6	0	79	9.9					
Total	80	65	2493	437	1083	.404	133	362	.367	113	139	.813	60	207	267	279	184	114	163	17	1120	14.0					

**Acquired** In a trade with LA Lakers in July 1996 along with George Lynch and a second round pick in 1998 and 1999 for the Grizzlies second round pick in 1998 and 1999

**Departed** Traded to Minnesota on Feb. 18, 1998 in exchange for Doug West

(continued on page 126)

INTRO

PLAYERS

OWNERSHIP

FRONT OFFICE

MEDIA

COMMUNITY

HISTORY

PLAYOFFS

REVIEW

OPINIONS

NBA

FEDERATION

AT A GLANCE





# ALL-TIME ROSTER



**Elliot Perry**

Years 2001-02			College Memphis								No 5					Pos G							
Season	G	GS	Min	FG	FGA	Pct	3fg	Att	Pct	FT	FTA	Pct	Off	Def	Total	Ast	PF	St	TO	Bl	Pts	Avg	
2001-02	2	0	48	5	10	.500	0	0	---	1	2	.500	0	4	4	7	6	3	7	0	11	5.5	

**Acquired** Signed to a 10-day contract in Feb. 2002

**Departed** Free agent not re-signed in Feb. 2002




**Wesley Person**

Years 2002-03 to 2003-04				College Auburn					No 1							Pos G/F						
Season	G	GS	Min	FG	FGA	Pct	3fg	Att	Pct	FT	FTA	Pct	Off	Def	Total	Asst	PF	St	TO	Bl	Pts	Avg
2002-03	66	44	1941	274	601	.456	100	231	.433	79	97	.814	24	168	192	112	64	42	56	19	727	11.0
2003-04	16	0	284	33	107	.308	11	43	.256	6	8	.750	2	16	18	23	11	5	16	2	83	5.2
Total	82	44	2225	307	708	.433	111	274	.405	85	105	.810	26	184	210	135	75	47	72	21	75	1.1

**Acquired** Traded by the Cavaliers to the Memphis Grizzlies for Nick Anderson and the draft rights to Mark Barnes on June 26, 2002

**Departed** Traded to Portland with a conditional first round draft pick and cash considerations in Dec. 2003 in exchange for Bonzi Wells



**Quincy Pondexter**

Years 2011-12				College Washington								No 20					Pos G/F						
Season	G	GS	Min	FG	FGA	Pct	3fg	Att	Pct	FT	FTA	Pct	Off	Def	Total	Ast	PF	St	TO	Bl	Pts	Avg	
2011-12	64	8	1736	181	419	.452	22	73	.301	33	53	.623	55	71	126	27	90	27	30	5	271	4.2	

**Acquired** Traded by the New Orleans Hornets to Memphis for Greivis Vasquez



**James Posey**

Years 2003-04 to 2004-05					College Xavier					No 41					Pos G/F							
Season	G	GS	Min	FG	FGA	Pct	3fg	Att	Pct	FT	FTA	Pct	Off	Def	Total	Ast	PF	St	TO	Bl	Pts	Avg
2003-04	82	82	2451	368	770	.422	112	290	.332	278	335	.818	92	311	403	122	248	137	112	40	1126	13.7
2004-05	50	18	1382	127	356	.357	55	178	.309	96	111	.865	45	174	219	88	134	48	69	23	405	8.1
Total	132	100	3833	495	1126	.440	167	468	.357	374	446	.839	137	485	622	210	382	185	181	63	1531	11.6

**Acquired** Signed as a free agent on July 24, 2003

**Departed** Traded to Miami along with Andre Emmett and Jason Williams as part of a five-team trade on Aug. 2, 2005



**Leon Powe**

Years 2010-11			College California								No 7					Pos F/C						
Season	G	GS	Min	FG	FGA	Pct	3fg	Att	Pct	FT	FTA	Pct	Off	Def	Total	Ast	PF	St	TO	Bl	Pts	Avg
2010-11	16	0	141	30	60	.500	0	2	.000	28	46	.609	8	17	25	5	24	3	7	1	88	5.5

**Acquired** Signed as a free agent on March 5, 2011

**Departed** Free agent not re-signed



**Brent Price**

Years 1999-00 to 2000-01				College Oklahoma						No 20						Pos G						
Season	G	GS	Min	FG	FGA	Pct	3fg	Att	Pct	FT	FTA	Pct	Off	Def	Total	Ast	PF	St	TO	Bl	Pts	Avg
1999-00	41	0	424	41	119	.345	25	68	.368	34	39	.872	8	29	37	69	63	17	47	1	141	3.4
2000-01	6	0	30	3	11	.273	1	4	.250	6	7	.857	1	3	4	5	8	2	4	0	13	2.2
Total	47	0	454	44	130	.338	26	72	.361	40	46	.870	9	32	41	74	71	19	51	1	154	3.3

**Acquired** In a three-team trade with Houston and Orlando in Aug. 1999

**Departed** Traded to Sacramento in June 2001 with Mike Bibby in exchange for Jason Williams and Nick Anderson



**Zach Randolph**

Years 2009-10 to 2011-12					College Michigan State					No 50					Pos F							
Season	G	GS	Min	FG	FGA	Pct	3fg	Att	Pct	FT	FTA	Pct	Off	Def	Total	Ast	PF	St	TO	Bl	Pts	Avg
2009-10	81	81	3050	652	1336	.488	15	52	.288	362	465	.778	330	620	950	149	226	80	174	34	1681	20.8
2010-11	75	74	2724	598	1188	.503	8	43	.186	300	396	.758	326	588	914	163	175	63	151	25	1504	20.1
2011-12	28	8	735	132	285	.463	2	8	.250	58	88	.659	78	147	225	48	57	21	40	4	324	11.6
Total	184	163	6510	1382	2809	.492	25	103	.243	720	949	.759	734	1355	2089	360	458	164	365	63	3509	19.1

**Acquired** Traded by the Los Angeles Clippers in exchange for Quentin Richardson on July 17, 2009



**Bryant Reeves**

Years	College Oklahoma State										No 50					Pos C						
Season	G	GS	Min	FG	FGA	Pct	3fg	Ast	Pct	FTA	Pct	Off	Def	Total	Ast	PF	ST	TB	Pts	Avg		
1995-96	77	63	2460	401	877	.457	0	3	0.000	219	.299	732	178	392	570	199	226	43	157	55	1021	13.3
1996-97	75	75	2777	498	1025	.486	1	11	.091	213	.307	704	174	436	610	160	270	19	175	67	1213	16.2
1997-98	74	74	2527	492	941	.523	0	4	0.000	226	.316	706	196	399	585	155	278	39	156	80	1207	16.3
1998-99	25	14	702	102	251	.406	0	1	0.000	67	.116	578	50	88	138	37	103	13	47	8	271	10.8
1999-00	69	67	1773	252	562	.448	0	4	0.000	107	.165	648	126	264	390	82	245	33	119	38	611	8.9
2000-01	75	48	1832	254	552	.460	1	4	.250	113	.142	796	132	320	452	80	243	43	90	54	622	8.3
Total	395	341	12071	1999	4208	.475	2	27	.074	945	.1345	703	856	1889	275	623	1365	200	744	302	4545	12.5

**Acquired** Drafted sixth overall by the Grizzlies in the 1995 NBA Draft

**Departed** Retired Jan. 29, 2002



## Rodrick Rhodes

Years 1998-99			College USC										No 12					Pos G/F									
Season	G	GS	Min	FG	FGA	Pct	3fg	Att	Pct	FT	FTA	Pct	Off	Def	Total	Ast	PF	St	TO	Bl	Pts	Avg					
1998-99	10	1	123	11	44	.250	1	7	.143	11	19	.579	7	6	13	10	16	4	15	2	34	3.4					

**Acquired** In a trade with Houston in March 1999 in exchange for Sam Mack

**Departed** Traded to Orlando in a three-way deal in Aug. 1999



**Jeremy Richardson**

Years 2007-08				College Delta State								No 3				Pos G/F							
Season	G	GS	Min	FG	FGA	Pct	3fg	Att	Pct	FT	FTA	Pct	Off	Def	Total	Ast	PF	St	TO	Bl	Pts	Avg	
2007-08	3	0	15	0	6	.000	0	2	.000	0	0	---	0	1	1	1	2	0	1	0	0	0.0	

**Acquired** Signed by Memphis as a free agent on Dec. 20, 2007

**Departed** Waived on Jan. 7, 2008



**Anthony Roberson**

Years 2005-06			College Florida										No 3					Pos G									
Season	G	GS	Min	FG	FGA	Pct	3fg	Att	Pct	FT	FTA	Pct	Off	Def	Total	Ast	PF	St	TO	Bl	Pts	Avg					
2005-06	16	0	88	14	31	.452	5	10	.500	2	2	1.000	0	6	6	5	6	1	3	0	35	2.2					

**Acquired** Signed by the Grizzlies as a free agent on Aug. 18, 2005

**Departed** Waived by the Grizzlies in July 2006



## Lawrence Roberts

Years 2005-06 to 2006-07				College Mississippi State								No 44				Pos F							
Season	G	GS	Min	FG	FGA	Pct	3fg	Att	FT	FT	FTA	Pct	Off	Def	Total	Ast	PF	St	TO	Bt	Pts	Avg	
2005-06	33	0	181	20	44	.455	0	2	.000	11	23	.478	26	23	49	5	30	8	5	2	51	1.5	
2006-07	54	18	969	94	208	.452	0	2	.000	95	131	.725	101	160	261	30	133	36	36	13	283	5.2	
Total	87	18	1150	114	252	.452	0	4	.000	106	154	.688	127	183	310	35	163	44	11	45	334	3.8	

**Acquired** Draft rights traded to Memphis by Seattle in exchange for two future second round draft picks and cash considerations on June 28, 2005

**Departed** Free agent not re-signed July 2007



**Chris Robinson**

Years 1996-97 to 1997-98				College Western Kentucky										No 5				Pos G									
Season	G	GS	Min	FG	FGA	Pct	3fg	Att	Pct	FT	FTA	Pct	Off	Def	Total	Ast	PF	St	TO	Bt	Pts	Avg					
1996-97	41	6	681	69	182	.379	34	89	.382	16	26	.615	23	48	71	65	85	28	34	9	188	4.6					
1997-98	16	0	143	23	63	.365	7	24	.292	1	2	.500	0	13	13	10	21	7	15	1	54	3.4					
Total	57	6	824	92	245	.376	41	113	.363	17	28	.607	23	61	84	75	106	35	49	10	242	4.2					

**Acquired** Drafted 51st overall by the Grizzlies in the 1996 NBA Draft.

**Departed** Traded to Sacramento in Feb. 1998 along with Otis Thorpe in exchange for Michael Smith and Bobby Hurley



# ALL-TIME ROSTER



## Larry Robinson

Years 1997-98

College Centenary

No 6

Pos G

Season	G	GS	Min	FG	FGA	Pct	3fg	Att	Pct	FT	FTA	Pct	Off	Def	Total	Ast	PF	St	TO	Bl	Pts	Avg
1997-98	6	0	41	6	19	.316	3	6	.500	2	2	1.000	2	10	12	1	0	4	2	0	17	2.8

**Acquired** Signed to a 10-day contract in March 1998

**Departed** Free agent not re-signed July 1998



## Roy Rogers

Years 1996-97

College Alabama

No 44

Pos F

Season	G	GS	Min	FG	FGA	Pct	3fg	Att	Pct	FT	FTA	Pct	Off	Def	Total	Ast	PF	St	TO	Bl	Pts	Avg
1996-97	82	50	1848	244	483	.505	1	1	1.000	54	94	.574	139	247	386	46	214	21	86	163	543	6.6

**Acquired** Drafted 22nd overall by the Grizzlies in the 1996 NBA Draft

**Departed** Traded to Boston in Oct. 1997 in exchange for Tony Massenburg and a 2nd round draft pick



## Quinton Ross

Years 2008-09

College Southern Methodist

No 13

Pos F/G

Season	G	GS	Min	FG	FGA	Pct	3fg	Att	Pct	FT	FTA	Pct	Off	Def	Total	Ast	PF	St	TO	Bl	Pts	Avg
2008-09	68	7	1164	99	259	.382	33	88	.375	34	42	.810	29	97	126	47	114	32	36	14	265	3.9

**Acquired** Signed as a free agent on Sept. 28, 2008

**Departed** Contract expired on June 30, 2009



## Jason Sasser

Years 1998-99

College Texas Tech

No 23

Pos F

Season	G	GS	Min	FG	FGA	Pct	3fg	Att	Pct	FT	FTA	Pct	Off	Def	Total	Ast	PF	St	TO	Bl	Pts	Avg
1998-99	6	0	39	5	11	.455	0	0	---	1	2	.500	2	5	7	2	4	2	2	0	11	1.8

**Acquired** Signed as a free agent in Jan. 1999

**Departed** Waived in Feb. 1999



## Byron Scott

Years 1995-96

College Arizona State

No 4

Pos G

Season	G	GS	Min	FG	FGA	Pct	3fg	Att	Pct	FT	FTA	Pct	Off	Def	Total	Ast	PF	St	TO	Bl	Pts	Avg
1995-96	80	0	1894	271	676	.401	74	221	.335	203	243	.835	40	152	192	123	126	63	100	2	819	10.2

**Acquired** In the 1995 Expansion Draft (from Indiana 18th overall)

**Departed** Waived in July 1996



## Dennis Scott

Years 1999-00

College Georgia Tech

No 9

Pos F

Season	G	GS	Min	FG	FGA	Pct	3fg	Att	Pct	FT	FTA	Pct	Off	Def	Total	Ast	PF	St	TO	Bl	Pts	Avg
1999-00	66	0	1263	125	333	.375	71	189	.376	48	57	.842	16	90	106	69	104	29	30	9	369	5.6

**Acquired** Signed as a free agent in Aug. 1999

**Departed** Traded to Washington in Aug. 2000 along with Obinna Ekezie, Felipe Lopez and Cherokee Parks in exchange for Isaac Austin



## Josh Selby

Years 2011-12

College Kansas

No 2

Pos G

Season	G	GS	Min	FG	FGA	Pct	3fg	Att	Pct	FT	FTA	Pct	Off	Def	Total	Ast	PF	St	TO	Bl	Pts	Avg
2011-12	28	0	237	25	72	.347	2	15	.133	11	14	.786	2	13	15	30	17	7	29	0	63	2.3

**Acquired** Selected by Memphis in the second round (49th overall) in the 2011 NBA Draft



## Brian Skinner

Years 2011-12			College Baylor										No 3				Pos F/C							
Season	G	GS	Min	FG	FGA	Pct	3fg	Att	Pct	FT	FTA	Pct	Off	Def	Total	Ast	PF	St	TO	Bl	Pts	Avg		
2011-12	1	0	4	0	1	.000	0	0	---	0	0	---	0	0	0	0	1	0	0	0	0	0.0		

**Acquired** Signed as a free agent on Dec. 10, 2011

**Departed** Waived on Dec. 29, 2011




## Ish Smith

Years 2010-11			College Wake Forest										No 5					Pos G							
Season	G	GS	Min	FG	FGA	Pct	3fg	Att	Pct	FT	FTA	Pct	Off	Def	Total	Ast	PF	St	TO	Bl	Pts	Avg			
2010-11	15	0	113	11	32	.344	0	2	.000	5	11	.455	1	4	5	15	11	5	8	0	27	1.8			

**Acquired** Traded by the Houston Rockets with Shane Battier in exchange for Hasheem Thabeet, DeMarre Carroll and a future, lottery-protected first round draft pick on Feb. 24, 2011

**Departed** Waived on Dec. 14, 2011



## Michael Smith

College Providence													No 34				Pos F					
Season	G	GS	Min	FG	FGA	Pct	3fg	Att	Pct	FT	FTA	Pct	Off	Def	Total	Ast	PF	St	TO	Bl	Pts	Avg
1997-98	30	29	706	67	133	.504	0	1	.000	48	73	.658	85	121	206	59	60	26	36	6	182	6.1
1998-99	48	10	1098	77	144	.535	0	1	.000	76	128	.594	135	215	350	48	107	46	60	18	230	4.8
Total	78	39	1804	144	277	.520	0	2	.000	124	201	.617	220	336	556	107	167	72	96	24	412	5.3

**Acquired** In a trade with Sacramento in Feb. 1998 along with Bobby Hurley in exchange for Otis Thorpe and Chris Robinson

**Departed** Traded to Orlando in a three-way deal in Aug. 1999




## Theron Smith

Years 2003-04			College Ball State										No 0				Pos F						
Season	G	GS	Min	FG	FGA	Pct	3fg	Att	Pct	FT	FTA	Pct	Off	Def	Total	Ast	PF	St	TO	Bl	Pts	Avg	
2003-04	20	0	178	16	43	.372	6	12	.500	6	8	.750	13	28	41	7	18	5	14	5	44	2.2	

**Acquired** Signed as a free agent on July 16, 2003

**Departed** Selected by the Charlotte Bobcats in the 2004 NBA Expansion Draft




## Will Solomon

Years 2001-02			College Clemson								No 1				Pos G							
Season	G	GS	Min	FG	FGA	Pct	3fg	Att	Pct	FT	FTA	Pct	Off	Def	Total	Ast	PF	St	TO	Bl	Pts	Avg
2001-02	62	4	872	113	331	.341	46	162	.284	49	73	.671	12	56	68	92	76	35	62	7	321	5.2

**Acquired** Selected in the second round (33rd pick overall) of the 2001 NBA Draft

**Departed** Free agent not re-signed in July 2002



## Marreese Speights

College Florida									No 5					Pos F								
Season	G	GS	Min	FG	FGA	Pct	3fg	Att	Pct	FT	FTA	Pct	Off	Def	Total	Ast	PF	St	TO	Bl	Pts	Avg
2011-12	60	54	1345	221	488	.453	0	3	.000	84	109	.771	133	241	374	48	147	21	74	29	526	8.8

**Acquired** As part of a three-team trade on Jan. 4, 2012, traded by the Philadelphia 76ers to Memphis; Memphis traded Xavier Henry to the New Orleans Hornets and a 2012 second round pick to Philadelphia; New Orleans traded a 2013 second round pick to Philadelphia



## Joe Stephens

Years 1999-00			College Arkansas—Little Rock										No 25					Pos F						
Season	G	GS	Min	FG	FGA	Pct	3fg	Att	Pct	FT	FTA	Pct	Off	Def	Total	Ast	PF	St	TO	Bl	Pts	Avg		
1999-00	13	0	181	19	51	.373	0	8	.000	3	4	.750	13	23	36	11	9	7	6	3	41	3.2		

**Acquired** Signed as a free agent in Oct. 1999

**Departed** Waived in Nov. 1999

(continued on page 130)

INTRO

PLAYERS

OWNERSHIP

FRONT OFFICE

MEDIA

COMMUNITY

HISTORY

PLAYOFFS

REVIEW

OPINIONS

NBA

FEDERATION

AT A GLANCE



# ALL-TIME ROSTER



**Damon Stoudamire**

Years 2005-06 to 2007-08

College Arizona


No 20

Pos G

Season	G	GS	Min	FG	FGA	Pct	3fg	Att	Pct	FT	FTA	Pct	Off	Def	Total	Ast	PF	St	TO	Bl	Pts	Avg
2005-06	27	27	862	114	287	.397	36	104	.346	53	62	.855	23	72	95	128	49	19	55	1	317	11.7
2006-07	62	51	1501	171	437	.391	59	175	.337	66	83	.795	31	108	139	299	95	47	101	2	467	7.5
2007-08	29	29	624	77	194	.397	36	94	.383	21	26	.808	14	57	71	112	46	19	50	0	211	7.3
Total	118	107	2987	362	918	.394	131	373	.351	140	171	.819	68	237	305	539	190	85	206	3	995	8.4

**Acquired** Signed by Memphis as a free agent on Aug. 5, 2005

**Departed** Waived on Jan. 28, 2008



**Erick Strickland**

Years 2000-01

College Nebraska

No 25

Pos G

Season	G	GS	Min	FG	FGA	Pct	3fg	Att	Pct	FT	FTA	Pct	Off	Def	Total	Ast	PF	St	TO	Bl	Pts	Avg
2000-01	22	0	409	41	136	.301	14	48	.292	44	51	.863	9	67	76	66	42	22	27	1	140	6.4

**Acquired** In a trade with New York in Feb. 2001 along with two draft picks in exchange for Othella Harrington

**Departed** Free agent not re-signed in July 2001



**Stromile Swift**

Years 2000-01 to 2004-05; 2006-07 to 2007-08

College Louisiana State

No 4

Pos F/C

Season	G	GS	Min	FG	FGA	Pct	3fg	Att	Pct	FT	FTA	Pct	Off	Def	Total	Ast	PF	St	TO	Bl	Pts	Avg
2000-01	80	6	1312	153	339	.451	0	4	.000	85	141	.603	109	175	284	28	160	62	64	82	391	4.9
2001-02	68	14	1805	293	611	.480	0	3	.000	217	305	.711	161	269	460	50	178	53	122	113	803	11.8
2002-03	67	26	1478	235	489	.481	0	2	.000	177	245	.722	114	270	384	45	152	55	99	104	647	9.7
2003-04	77	10	1528	268	571	.469	1	4	.250	190	262	.725	141	237	378	38	188	56	88	118	727	9.4
2004-05	60	14	1279	219	488	.449	0	4	.000	166	219	.758	92	181	273	43	182	41	90	92	604	10.1
2006-07	54	18	1029	161	346	.465	0	5	.000	97	134	.724	85	165	250	17	146	30	69	62	419	7.8
2007-08	35	4	549	93	177	.525	0	2	.000	52	81	.642	46	83	129	22	74	10	39	36	238	6.8
Total	441	92	8980	1422	3021	.471	1	24	.042	984	1387	.709	748	1380	2128	243	1080	307	571	607	3829	8.7

**Acquired** 1) Selected second overall by Vancouver in the 2000 NBA Draft; 2) Traded to Memphis by Houston along with the draft rights to Rudy Gay in exchange for Shane Battier on July 12, 2006

**Departed** 1) Free agent not re-signed in July 2005; 2) Traded to New Jersey in exchange for Jason Collins and cash considerations on Feb. 4, 2008



**Hasheem Thabeet**

Years 2009-10 to 2010-11

College Connecticut


No 34

Pos C

Season	G	GS	Min	FG	FGA	Pct	3fg	Att	Pct	FT	FTA	Pct	Off	Def	Total	Ast	PF	St	TO	Bl	Pts	Avg
2009-10	68	13	883	77	131	.588	0	0	---	54	93	.581	85	158	243	11	162	15	43	89	208	3.1
2010-11	45	0	369	17	39	.436	0	0	---	19	35	.543	24	51	75	4	73	9	17	15	53	1.2
Total	113	13	1252	94	170	.553	0	0	---	73	128	.570	109	209	318	15	235	24	60	104	261	2.3

**Acquired** Selected by the Grizzlies in the first round (second overall) of the 2009 NBA Draft

**Departed** Traded to the Houston Rockets with DeMarre Carroll and a future, lottery-protected first round draft pick in exchange for Shane Battier and Ish Smith on Feb. 24, 2011



**John Thomas**

Years 2005-06

College Minnesota

No 25

Pos F/C

Season	G	GS	Min	FG	FGA	Pct	3fg	Att	Pct	FT	FTA	Pct	Off	Def	Total	Ast	PF	St	TO	Bl	Pts	Avg
2005-06	3	0	25	2	1,000	0	0	0	---	0	0	---	0	0	0	1	3	0	2	1	4	1.3

**Acquired** Signed by the Grizzlies as a free agent on Oct. 2, 2005

**Departed** Waived by the Grizzlies on Nov. 22, 2005



**Otis Thorpe**

Years 1997-98

College Providence

No 10

Pos F/C

Season	G	GS	Min	FG	FGA	Pct	3fg	Att	Pct	FT	FTA	Pct	Off	Def	Total	Ast	PF	St	TO	Bl	Pts	Avg
1997-98	47	46	1574	205	430	.477	0	4	.000	118	170	.694	100	271	371	161	158	30	115	23	528	11.2

**Acquired** In a trade with Detroit in Aug. 1997 in exchange for a future first round draft pick

**Departed** Traded to Sacramento in Feb. 1998 along with Chris Robinson in exchange for Michael Smith and Bobby Hurley







# ALL-TIME ROSTER



## Bonzi Wells

Years 2003-04 to 2004-05

College Ball State


No 6

Pos G/F

Season	G	GS	Min	FG	FGA	Pct	3fg	Att	Pct	FT	FTA	Pct	Off	Def	Total	Ast	PF	St	TO	Bl	Pts	Avg
2003-04	59	17	1468	295	675	.437	21	61	.344	138	183	.750	157	142	199	104	197	71	129	61	728	12.3
2004-05	69	19	1489	272	617	.441	36	104	.346	141	188	.750	49	180	229	80	165	85	90	27	721	10.4
Total	128	36	2957	567	1346	.421	57	165	.345	279	371	.752	106	322	428	184	362	156	219	88	1449	11.3

**Acquired** Traded by Portland on Dec. 3, 2003 in exchange for Wesley Person, a conditional first round pick in the 2004 NBA Draft and cash considerations

**Departed** Traded to Sacramento in exchange for Bobby Jackson and Greg Ostertag on Aug. 2, 2005



## Doug West

Years 1997-98 to 2000-01

College Villanova

No 2

Pos G/F

Season	G	GS	Min	FG	FGA	Pct	3fg	Att	Pct	FT	FTA	Pct	Off	Def	Total	Ast	PF	St	TO	Bl	Pts	Avg
1997-98	Did not play due to injury																					
1998-99	14	2	294	31	65	.477	0	2	.000	19	25	.760	5	20	25	19	38	16	12	7	81	5.8
1999-00	38	0	581	59	145	.407	0	3	.000	34	40	.694	18	53	71	43	80	12	19	8	152	4.0
2000-01	15	6	171	11	38	.289	0	2	.000	6	7	.857	4	11	15	14	21	3	4	4	28	1.9
Total	67	8	1046	101	248	.407	0	7	.000	59	72	.819	27	84	111	76	139	31	35	19	261	3.9

**Acquired** In a trade with Minnesota in Feb. 1998 in exchange for Anthony Peeler

**Departed** Free agent not re-signed July 2001



## DeJuan Wheat

Years 1998-99

College Louisville


No 6

Pos G

Season	G	GS	Min	FG	FGA	Pct	3fg	Att	Pct	FT	FTA	Pct	Off	Def	Total	Ast	PF	St	TO	Bl	Pts	Avg
1998-99	46	0	590	73	193	.378	22	60	.367	40	55	.727	11	34	45	102	59	26	48	2	208	4.5

**Acquired** Signed as a free agent in Jan. 1999

**Departed** Free agent not re-signed July 1999



## Gerald Wilkins

Years 1995-96

College Chattanooga

No 21

Pos G/F

Season	G	GS	Min	FG	FGA	Pct	3fg	Att	Pct	FT	FTA	Pct	Off	Def	Total	Ast	PF	St	TO	Bl	Pts	Avg
1995-96	28	14	738	77	205	.376	14	64	.219	20	23	.870	22	43	65	68	55	22	37	2	188	6.7

**Acquired** In the 1995 Expansion Draft (from Cleveland 20th overall)

**Departed** Free agent not re-signed in July 1996



## Aaron Williams

Years 1996-97

College Xavier

No 15

Pos F

Season	G	GS	Min	FG	FGA	Pct	3fg	Att	Pct	FT	FTA	Pct	Off	Def	Total	Ast	PF	St	TO	Bl	Pts	Avg
1996-97	32	1	553	82	143	.376	0	1	.000	33	49	.673	60	78	138	15	72	16	28	26	197	6.2

**Acquired** Signed to a 10-day contract in Jan. 1997

**Departed** Free agent not re-signed in July 1997



## Jason Williams

Years 2001-02 to 2004-05, 2010-11

College Florida

No 2

Pos G

Season	G	GS	Min	FG	FGA	Pct	3fg	Att	Pct	FT	FTA	Pct	Off	Def	Total	Ast	PF	St	TO	Bl	Pts	Avg
2001-02	65	65	2236	376	985	.382	127	430	.295	80	101	.792	22	173	195	519	102	111	214	7	959	14.8
2002-03	76	76	2407	333	859	.388	143	404	.354	110	131	.840	25	187	212	631	130	91	168	10	919	12.1
2003-04	72	68	2115	290	713	.387	120	364	.314	82	98	.791	25	122	147	492	97	92	136	5	782	10.9
2004-05	71	68	1952	266	644	.413	107	330	.324	80	101	.792	19	103	122	399	91	75	130	5	719	10.1
2010-11	11	0	124	9	29	.310	3	15	.200	0	0	---	0	8	8	28	2	3	7	1	21	1.9
Total	295	277	8834	1274	3230	.394	500	1543	.324	352	431	.817	91	593	684	2069	422	372	655	28	3400	11.5

**Acquired** 1) Traded with Nick Anderson in exchange for Mike Bibby and Brent Price on June 27, 2001; 2) Signed as a free agent on Feb. 7, 2011

**Departed** 1) Traded to the Miami Heat with James Posey and Andre Emmett as part of a five-team deal on Aug. 2, 2005; 2) Retired on April 18, 2011



## Marcus Williams

Years 2009-10

College Connecticut

No 5

Pos G

Season	G	GS	Min	FG	FGA	Pct	3fg	Att	Pct	FT	FTA	Pct	Off	Def	Total	Ast	PF	St	TO	Bl	Pts	Avg
2009-10	62	1	872	104	271	.384	24	81	.296	37	55	.673	13	80	93	161	43	32	74	1	269	4.3

**Acquired** Signed as a free agent on Aug. 6, 2009

**Departed** Contract expired on June 30, 2010



## Lorenzen Wright

Years 2001-02 to 2005-06

College Memphis

No 42

Pos F/C

Season	G	GS	Min	FG	FGA	Pct	3fg	Att	Pct	FT	FTA	Pct	Off	Def	Total	Ast	PF	St	TO	Bl	Pts	Avg
2001-02	43	33	1251	223	486	.459	0	2	.000	70	123	.569	130	275	405	44	126	30	72	23	516	12.0
2002-03	70	49	1982	325	716	.454	0	5	.000	147	223	.659	170	358	528	80	209	51	110	54	797	11.4
2003-04	65	46	1674	257	586	.439	0	5	.000	96	131	.733	144	301	445	71	192	45	77	58	610	9.4
2004-05	80	77	2287	320	683	.469	0	3	.000	131	198	.662	177	436	613	87	251	58	100	69	771	9.6
2005-06	78	58	1689	194	406	.478	0	2	.000	66	117	.564	142	253	395	48	201	52	67	46	454	5.8
Total	336	263	8883	1319	2877	.458	0	17	.000	510	792	.644	763	1623	2386	330	979	236	426	250	3148	9.4

**Acquired** Traded by Atlanta with Brevin Knight and the draft rights to Pau Gasol to the Memphis Grizzlies for Shareef Abdur-Rahim on July 19, 2001

**Departed** Free agent not re-signed in July 2006



## Sam Young

Years 2009-10 to 2011-12

College Pittsburgh

No 4

Pos F/G

Season	G	GS	Min	FG	FGA	Pct	3fg	Att	Pct	FT	FTA	Pct	Off	Def	Total	Ast	PF	St	TO	Bl	Pts	Avg
2009-10	80	1	1321	224	497	.451	11	56	.196	136	175	.777	77	124	201	52	106	34	94	20	595	7.4
2010-11	78	46	1577	233	494	.472	17	50	.340	89	116	.767	40	147	187	71	120	68	61	23	572	7.3
2011-12	21	2	240	32	83	.386	0	9	.000	10	12	.833	14	27	41	9	12	11	9	2	74	3.3
Total	179	49	3138	489	1074	.455	28	115	.243	235	303	.776	131	298	429	132	238	113	164	45	1241	6.9

**Acquired** Selected by the Grizzlies in the second round (36th overall) of the 2009 NBA Draft

**Departed** Traded to the Philadelphia 76ers for the draft rights to Ricky Sanchez on March 15, 2012

INTRO

PLAYERS

OWNERSHIP

FRONT  
OFFICE

MEDIA

COMMUNITY

HISTORY

PLAYOFFS

REVIEW

OPONENTS

NBA

FEDERATION

AT A GLANCE



# ALL-TIME ROSTER

## GRIZZLIES ALL-TIME UNIFORM NUMBERS

No	Player	Season(s)	No	Player	Season(s)
00	Benoit Benjamin	1995-96	15	Rich Manning	1995-96 to 1996-97
	Darrell Arthur	2008-09 to 2011-12		Aaron Williams	1996-97
0	Drew Gooden	2002-03		Cezary Trybanski	2002-03
	Theron Smith	2003-04		Hamed Haddadi	2008-09 to 2011-12
1	Anthony Peeler	1997-98	16	Pau Gasol	2001-02 to 2007-08
	Cherokee Parks	1998-99 to 1999-00	17	Chris King	1995-96
	Mahmoud Abdul-Rauf	2000-01	18	Ashraf Amaya	1995-96
	Will Solomon	2001-02		Josh Davis	2011-12
	Wesley Person	2002-03 to 2003-04	20	Brent Price	1999-00 to 2000-01
	Antonio Burks	2004-05 to 2005-06		Chris Owens	2002-03
	Kyle Lowry	2006-07 to 2008-09		Damon Stoudamire	2005-06 to 2007-08
	DeMarre Carroll	2009-10 to 2010-11		Quincy Pondexter	2011-12
	Jeremy Pargo	2011-12	21	Gerald Wilkins	1995-96
2	Greg Anthony	1995-96 to 1996-97		Lawrence Moten	1996-97
	Doug West	1997-98 to 2000-01		Kevin Edwards	2000-01
	Jason Williams	2001-02 to 2004-05		Isaac Fontaine	2001-02
	Juan Carlos Navarro	2007-08		Robert Archibald	2002-03
	Trey Gilder	2009-10		Hakim Warrick	2005-06 to 2008-09
	Acie Law	2010-11		Greivis Vasquez	2010-11
	Josh Selby	2011-12	22	Brevin Knight	2001-02 to 2002-03
3	Shareef Abdur-Rahim	1996-97 to 2000-01		Rudy Gay	2006-07 to 2011-12
	Troy Bell	2003-04	23	Pete Chilcutt	1997-98
	Anthony Roberson	2005-06		Jason Sasser	1998-99
	Chuck Atkins	2006-07		Casey Jacobsen	2007-08
	Jeremy Richardson	2007-08	24	Terry Dehere	1998-99
	Javaris Crittenton	2007-08 to 2008-09		Othella Harrington	1999-00 to 2000-01
	Steve Francis*	2008-09		Bobby Jackson	2005-06
	Darius Miles	2008-09	25	Joe Stephens	1999-00
	Allen Iverson	2009-10		Erick Strickland	2000-01
	Jason Williams	2010-11		Nick Anderson	2001-02
	Brian Skinner	2011-12		Earl Watson	2002-03 to 2004-05
4	Byron Scott	1995-96		John Thomas	2005-06
	Stromile Swift	2000-01 to 2004-05; 2006-07 to 2007-08	26	Lester Hudson	2009-10
	Sam Young	2009-10 to 2011-12	30	Blue Edwards	1995-96 to 1997-98
5	Darrick Martin	1995-96		Dahntay Jones	2003-04 to 2006-07
	Chris Robinson	1997-98		Adonal Foyle	2008-09
	Mitt Palacio	1999-00	31	Darko Milicic	2007-08 to 2008-09
	Elliott Perry	2001-02		Shane Battier	2001-02 to 2005-06, 2010-11
	Will Conroy	2006-07	32	Doug Edwards	1995-96 to 1997-98
	Marcus Williams	2009-10		Pete Chilcutt	1998-99
	Ish Smith	2010-11		Rodney Buford	2001-02
	Marreese Speights	2011-12		Chuck Atkins	2005-06
6	Larry Robinson	1996-97 to 1997-98		Alexander Johnson	2006-07
	De Juan Wheat	1998-99		O.J. Mayo	2008-09 to 2011-12
	Antonis Fotsis	2001-02	33	Pete Chilcutt	1996-97
	Bonzi Wells	2003-04 to 2004-05		Antonio Daniels	1997-98
	Eddie Jones	2005-06 to 2006-07		Mike Miller	2002-03 to 2007-08
	Bobby Jones	2007-08		Marc Gasol	2008-09 to 2011-12
7	Lawrence Moten	1995-96	34	Anthony Avent	1995-96
	Anthony Peeler	1996-97		George Lynch	1996-97
	Sam Mack	1997-98 to 1998-99		Michael Smith	1997-98 to 1998-99
	Eddie Gill	2001-02		Scott Padgett	2006-07
	Tarence Kinsey	2006-07 to 2007-08		Jason Collins	2007-08
	Greg Buckner	2008-09		Hasheem Thabeet	2009-10 to 2010-11
	Leon Powe	2010-11	35	Brian Cardinal	2004-05 to 2007-08
8	Michael Dickerson	1999-00 to 2002-03	40	Antonio Harvey	1995-96
9	George Lynch	1997-98		Cuonzo Martin	1995-96
	Dennis Scott	1999-00		Ivano Novitski	1997-98
	Isaac Austin	2000-01 to 2001-02		Makhtar N'diaye	1998-99
	Ronnie Brewer	2009-10		Ryan Humphrey	2002-03 to 2004-05
	Tony Allen	2010-11 to 2011-12	41	James Posey	2003-04 to 2004-05
10	Moochie Norris	1996-97	42	Lorenzen Wright	2001-02 to 2005-06
	Otis Thorpe	1997-98	43	Grant Long	1999-00 to 2001-02
	Mike Bibby	1998-99 to 2000-01	44	Kenny Gattison	1995-96
	Gordan Grice	2002-03		Roy Rogers	1996-97
	Junior Harrington	2006-07		Tony Massenburg	1997-98 to 1998-99; 2000-01 to 2001-02
	Jamaal Tinsley	2009-10		Lawrence Roberts	2005-06 to 2006-07
	Rodney Carney	2010-11		Andre Brown	2007-08
	Gilbert Arenas	2011-12		Dante Cunningham	2011-12
11	Lee Mayberry	1996-97 to 1998-99	45	Bo Outlaw	2003-04
	Damon Jones	2000-01		Steven Hunter	2009-10
	Mike Conley	2007-08 to 2011-12	50	Bryant Reeves	1995-96 to 2001-02
12	Bobby Hurley	1997-98		Zach Randolph	2009-10 to 2011-12
	Rodrick Rhodes	1998-99	52	Eric Mobley	1995-96 to 1996-97
	Jake Tsakalidis	2003-04 to 2006-07		J.R. Henderson	1998-99
13	Felipe Lopez	1998-99 to 1999-00	54	Obinna Ekezie	1999-00
	Quinton Ross	2008-09		Kwame Brown	2007-08
	Xavier Henry	2010-11	55	Eric Leckner	1996-97
14	Eric Murdock	1995-96		Antoine Carr	1999-00
	Carl Herrera	1998-99		Marko Jaric	2008-09 to 2009-10
	Andre Emmett	2004-05			
	Lester Hudson	2011-12			



## PLAYER COLLEGES

College	Player	College	Player
Alabama	Roy Rogers	Nebraska	Erick Strickland
Arizona	Gilbert Arenas	North Carolina	Pete Chilcutt
	Mike Bibby		Makhtar N'Diaye
	Michael Dickerson		George Lynch
Arizona State	Damon Stoudamire	Northwestern State	Trey Gilder
	Isaac Austin	Notre Dame	Ryan Humphrey
	Mike Batiste	Ohio State	Mike Conley
	Byron Scott	Oklahoma	Brent Price
Arkansas	Ronnie Brewer	Oklahoma State	Tony Allen
	Lee Mayberry		Bryant Reeves
Arkansas-Little Rock	Joe Stephens	Old Dominion	Kenny Gattison
Auburn	Wesley Person	Pfeiffer	Antonio Harvey
Ball State	Theron Smith	Pittsburgh	Eric Mobley
	Bonzi Wells		Sam Young
Baylor	Brian Skinner	Providence	Eric Murdock
Boston College	Troy Bell		Michael Smith
Bowling Green	Antonio Daniels		Otis Thorpe
California	Shareef Abdur-Rahim	Purdue	Brian Cardinal
	Leon Powe		Cuonzo Martin
Centenary	Larry Robinson	Seton Hall	Anthony Avert
Chattanooga	Gerald Wilkins		Terry Dehere
Clemson	Greg Buckner	South Carolina	Tarence Kinsey
	Will Solomon	South Florida	Chucky Atkins
Colgate	Adonal Foyle	Southern Illinois	Ashraf Amaya
Colorado State	Milt Palacio	Southern Methodist	Quinton Ross
Connecticut	Rudy Gay	St. John's	Felipe Lopez
	Hasheem Thabeet	Stanford	Jason Collins
	Marcus Williams		Casey Jacobsen
Creighton	Benoit Benjamin	Syracuse	Brevin Knight
	Rodney Buford		Lawrence Moten
Delta State	Jeremy Richardson	Temple	Hakim Warrick
DePaul	Andre Brown	Tennessee-Martin	Eddie Jones
	Kevin Edwards	Texas	Lester Hudson
Duke	Steven Hunter	Texas A&M	Chris Owens
	Shane Battier	Texas Tech	Acie Law
	Bobby Hurley		Andre Emmett
	Dahntay Jones		Jason Sasser
	Cherokee Parks	UCLA	J.R. Henderson
East Carolina	Blue Edwards		Darrick Martin
Eastern Michigan	Grant Long		Earl Watson
Florida	Mike Miller	UNLV	Greg Anthony
	Anthony Roberson	USC	O.J. Mayo
	Marreese Speights		Rodrick Rhodes
	Jason Williams	Villanova	Dante Cunningham
Florida State	Doug Edwards		Kyle Lowry
	Alexander Johnson		Doug West
Georgetown	Othella Harrington	Wake Forest	Chris King
	Allen Iverson		Ish Smith
Georgia Tech	Javaris Crittenton	Washington	Will Conroy
	Ivano Newbill		Bobby Jones
	Dennis Scott		Rich Manning
Gonzaga	Jeremy Pargo		Quincy Pondexter
Houston	Carl Herrera	Washington State	Isaac Fontaine
	Damon Jones	Weber State	Eddie Gill
	Sam Mack	West Florida	Moochie Norris
	Bo Outlaw	Western Kentucky	Chris Robinson
Illinois	Nick Anderson	Wichita State	Antoine Carr
	Robert Archibald	Wingate	Junior Harrington
Iowa State	Jamaal Tinsley	Wyoming	Josh Davis
Kansas	Darrell Arthur		Eric Leckner
	Drew Gooden	Xavier	James Posey
	Xavier Henry		Aaron Williams
	Josh Selby		
Kentucky	Scott Padgett		
Louisville	DeJuan Wheat		
LSU	Mahmoud Abdul-Rauf		
	Stromile Swift		
	Obinna Ekezie		
Maryland	Tony Massenburg		
	Greivis Vasquez		
Memphis	Antonio Burks		
	Rodney Carney		
	Elliot Perry		
	Lorenzen Wright		
Michigan State	Zach Randolph		
Minnesota	Bobby Jackson		
	John Thomas		
Mississippi State	Lawrence Roberts		
Missouri	DeMarre Carroll		
	Anthony Peeler		

### High School

Player
East St. Louis HS (IL)
Glynn Academy HS (GA)

### International

Player
Croatia
Gordana Gircic
Georgia
Jake Tsakalidis
Greece
Antonis Fotsis
I.R. of Iran
Hamed Haddadi
Poland
Cezary Trybanski
Serbia
Marko Jaric
Darko Milicic
Marc Gasol
Pau Gasol
Juan Carlos Navarro

INTRO

PLAYERS

OWNERSHIP

FRONT OFFICE

MEDIA

COMMUNITY

HISTORY

PLAYOFFS

REVIEW

OPINIONS

NBA

FEDERATION

AT A GLANCE





# ALL-TIME TRANSACTIONS

## GRIZZLIES ALL-TIME TRANSACTIONS

### 1994

April 27	NBA Board of Governors awards a conditional franchise to Vancouver to begin play in the 1995-96 season.
July 22	Appointed Stu Jackson as Vice-President of Basketball Operations and General Manager.
October 3	Appointed Larry Riley as Director of Scouting.

### 1995

May 16	NBA closed the expansion agreement, officially making the Grizzlies the 29th NBA team.
June 1	Signed free agent Kevin Pritchard.
June 19	Named Brian Winters head coach.
June 24	Selected Greg Anthony, Rodney Dent, Antonio Harvey, Reggie Slater, Trevor Ruffin, Derrick Phelps, Larry Stewart, Kenny Gattison, Byron Scott, Gerald Wilkins, Benoit Benjamin, Doug Edwards, Blue Edwards in the 1995 NBA Expansion Draft.
	Acquired a future second round pick from Orlando in exchange for selecting Rodney Dent in the 1995 NBA Expansion Draft.
June 28	Selected Bryant Reeves in the first round (sixth overall) of the 1995 NBA Draft.
	Selected Lawrence Moten in the second round (36th overall) of the 1995 NBA Draft.
July 6	Hired Jimmy Powell as an assistant coach.
August 25	Hired Lionel Hollins as an assistant coach.
September 8	Hired Rex Hughes as an assistant coach.
September 25	Signed 1995 first round draft pick Bryant Reeves to a three-year contract.
October 3	Signed 1995 second round draft pick Lawrence Moten to a two-year contract.
October 5	Signed free agents Ashraf Amaya, Rich Manning, Henry James, Nate Higgs and Litterial Green.
October 17	Waived Nate Higgs.
October 18	Signed free agent Chris King.
October 24	Waived Henry James.
October 31	Waived Litterial Green.
November 1	Acquired Anthony Avent from Orlando in exchange for Kevin Pritchard and Larry Stewart.
November 5	Signed free agent Darrick Martin.
November 27	Acquired Eric Mobley and Eric Murdock from Milwaukee in exchange for Benoit Benjamin.
	Waived Rich Manning.
December 28	Waived Antonio Harvey.

### 1996

January 11	Acquired a future second round draft pick from Minnesota in exchange for Darrick Martin.
	Signed free agent Rich Manning.
February 22	Acquired Jeff Turner from Orlando in exchange for Kenny Gattison and a 1996 second round draft pick.
March 9	Waived Jeff Turner.
April 3	Signed Cuonzo Martin to a 10-day contract.
April 12	Signed Cuonzo Martin for the remainder of the season.
June 19	Acquired Pete Chilcutt, Tim Breaux, a 1996 first round draft pick, a 1996 second round draft pick and a conditional 1997 second round draft pick from Houston in exchange for two second round draft picks in the 1996 NBA Draft and a 1997 second round draft pick.
June 26	Selected Shareef Abdur-Rahim in the first round (third overall) of the 1996 NBA Draft.
	Selected Roy Rogers in the first round (22nd overall) of the 1996 NBA Draft.
	Selected Chris Robinson in the second round (51st overall) of the 1996 NBA Draft.
July 16	Acquired Anthony Peeler, George Lynch, a 1998 second round draft pick and a 1999 second round draft pick from the Los Angeles Lakers in exchange for second round draft picks in 1998 and 1999.
	Renounced the rights to free agents Ashraf Amaya, Anthony Avent, Chris King, Gerald Wilkins, Cuonzo Martin, Eric Murdock, Derrick Phelps and Rodney Dent.
July 22	Signed free agent Lee Mayberry.
	Waived Byron Scott.
August 6	Signed 1996 first round draft pick Shareef Abdur-Rahim to a three-year contract.
August 14	Signed 1996 first round draft pick Roy Rogers to a three-year contract.
October 2	Signed free agents Chucky Atkins and Jack Lothian.
October 3	Signed 1996 second round draft pick Chris Robinson to a one-year contract.
October 21	Waived Chucky Atkins and Jack Lothian.
October 31	Waived Tim Breaux.
December 12	Signed free agent Moochie Norris.

# ALL-TIME TRANSACTIONS



## 1997

January 6	Waived Rich Manning.
January 24	President & General Manager Stu Jackson assumed head coaching duties replacing Brian Winters.
January 29	Signed free agent Aaron Williams to a 10-day contract.
February 11	Signed Aaron Williams to a second 10-day contract.
	Signed Eric Leckner to a 10-day contract.
February 20	Signed Aaron Williams for the remainder of the season and signed Eric Leckner to a second 10-day contract.
March 2	Signed Eric Leckner for the remainder of the season.
April 23	Relieved Rex Hughes and Jimmy Powell of their duties as assistant coaches.
June 25	Selected Antonio Daniels in the first round (4th overall) of the 1997 NBA Draft.
	Selected C.J. Bruton in the second round (52nd overall) of the 1997 NBA Draft.
	Traded the draft rights of C.J. Bruton to the Portland Trail Blazers for cash considerations.
June 26	Named Brian Hill as head coach.
July 7	Signed Bryant Reeves to a six-year contract extension.
July 15	Signed Chris Robinson to a two-year contract.
August 7	Acquired Otis Thorpe from Detroit in exchange in exchange for a protected future first round draft pick.
	Renounced the rights to free agent Greg Anthony.
August 20	Signed 1997 first round draft choice Antonio Daniels to a three-year contract.
September 9	Signed free agent Marcus Brown.
September 10	Named Jack Nolan and Jim Boylan as assistant coaches.
September 15	Signed free agent Ivano Newbill.
October 1	Signed free agents Mark Hendrickson, Alan Ogg, Litterial Green and David Booth.
October 8	Waived Eric Mobley and Mark Hendrickson.
October 28	Acquired Tony Massenburg and a second round draft pick from Boston for Roy Rogers.
October 28	Acquired Sam Mack from Houston in exchange for a second round draft pick.
October 28	Waived Alan Ogg, Litterial Green and David Booth.

## 1998

January 12	Waived Doug Edwards and Marcus Brown.
February 18	Acquired Michael Smith and Bobby Hurley from Sacramento in exchange for Otis Thorpe and Chris Robinson.
February 18	Acquired Doug West from Minnesota in exchange for Anthony Peeler.
March 27	Signed Larry Robinson to a 10-day contract.
April 6	Signed Larry Robinson to a second 10-day contract.
April 16	Signed Larry Robinson for the remainder of the season.
June 24	Selected Mike Bibby in the first round (2nd overall) of the 1998 NBA Draft.
	Selected J.R. Henderson in the second round (56th overall) of the 1998 NBA Draft.
	Acquired Carl Herrera and the draft rights to Felipe Lopez (24th overall) from San Antonio in exchange for Antonio Daniels.

## 1999

January 21	Signed free agents Corey Beck, Greg Dreiling, Sean Higgins, Dan Muller, Makhtar Ndiaye, Jason Sasser.
January 22	Signed 1998 first round draft picks Mike Bibby and Felipe Lopez and second round draft pick J.R. Henderson to multi-year contracts.
	Signed Cherokee Parks to a three-year contract.
January 25	Placed Bobby Hurley on waivers.
January 27	Signed Shareef Abdur-Rahim to a six-year contract extension.
January 28	Placed Corey Beck on waivers.
January 29	Signed Reggie Geary and DeJuan Wheat.
February 1	Placed Greg Dreiling, Reggie Geary and Sean Higgins on waivers.
February 18	Placed Dan Muller and Jason Sasser on waivers.
February 28	Placed Carl Herrera on waivers.
March 11	Acquired Rodrick Rhodes from Houston in exchange for Sam Mack.
March 23	Signed Terry Dehere to a 10-day contract.
April 2	Signed Terry Dehere to a second 10-day contract.
April 12	Signed Terry Dehere for the rest of the season.
June 30	Selected Steve Francis in the first round (2nd overall) of the 1999 NBA Draft.
	Selected Obinna Ekezie in the second round (37th overall) of the 1999 NBA Draft.
	Selected Antwain Smith in the second round (51st overall) of the 1999 NBA Draft.

INTRO

PLAYERS

OWNERSHIP

FRONT  
OFFICE

MEDIA

COMMUNITY

HISTORY

PLAYOFFS

REVIEW

OPINIONS

NBA

FEDERATION

AT A GLANCE



# ALL-TIME TRANSACTIONS

## 1999 continued

August 27	Acquired Antoine Carr, Michael Dickerson, Othella Harrington, Brent Price, a future first round pick from Houston and a future second round pick from Orlando in a three-way trade in exchange for Tony Massenburg, Lee Mayberry, Makhtar Ndiaye, Rodrick Rhodes, Michael Smith and the draft rights to Steve Francis (2nd overall).
	Signed free agent Dennis Scott.
September 14	Signed 1999 second round draft pick Obinna Ekezie.
September 16	Signed free agent Grant Long.
September 29	Signed free agent Milt Palacio.
October 4	Signed 1999 second round draft pick Antwain Smith.
	Waived J.R. Henderson.
	Signed free agents Stephen Jackson, Rich King and Joe Stephens.
October 26	Signed free agent Robert Werdann.
October 28	Waived Stephen Jackson, Rich King and Antwain Smith.
November 1	Waived Robert Werdann.
November 30	Waived Joe Stephens.
December 16	Dismissed Head Coach Brian Hill and named assistant coach Lionel Hollins as interim head coach.

## 2000

January 24	Agreement reached for sale of the Vancouver Grizzlies by Orca Bay Sports & Entertainment with Michael E. Heisley, Sr.
April 11	NBA approves the sale of the Vancouver Grizzlies by Orca Bay Sports & Entertainment to Michael E. Heisley Sr.
May 8	Dismissed Interim Head Coach Lionel Hollins and Director of Player Personnel Larry Riley.
May 9	Announced the resignation of President and General Manager Stu Jackson.
May 10	Appointed Dick Versace as President of Basketball Operations, Billy Knight as General Manager, Chuck Daly as Special Consultant to the President and Tony Barone as Director of Player Personnel.
June 1	Appointed Sidney Lowe as head coach.
June 23	Appointed Scott Roth as assistant Coach.
June 29	Selected Stromile Swift in the first round (2nd overall) of the 2000 NBA Draft.
July 17	Appointed Michael Adams as an assistant coach.
July 18	Signed 2000 first round draft pick Stromile Swift to a multi-year contract.
August 8	Signed free agents Tony Massenburg and Damon Jones.
August 20	Signed free agent Mahmoud Abdul-Rauf.
August 22	Acquired Isaac Austin from Washington in exchange for Felipe Lopez, Cherokee Parks, Obinna Ekezie and Dennis Scott.
August 23	Appointed Bob Staak as an assistant coach.
October 1	Signed William Cunningham, Kevin Edwards, Paul Grant, Arijan Komazec and Jeff Nordgaard.
October 26	Waived Paul Grant, Jeff Nordgaard and Arijan Komazec.
December 31	Released William Cunningham.

## 2001

January 30	Acquired Erick Strickland, a first round pick in the 2001 NBA Draft (via Los Angeles Lakers) and a second round pick in the 2001 NBA Draft from New York in exchange for Othella Harrington.
March 26	Grizzlies file an application with the NBA to move the franchise from Vancouver, British Columbia to Memphis, Tennessee.
June 30	Acquired the draft rights to Pau Gasol (3rd overall), Lorenzen Wright and Brevin Knight from Atlanta in exchange for Shareef Abdur-Rahim and the draft rights to Jamaal Tinsley (27th overall).
	Selected Shane Battier in the first round (6th overall) in the 2001 NBA Draft.
	Selected Will Solomon in the second round (33rd overall) of the 2001 NBA Draft.
	Selected Antonis Fotsis in the second round (48th overall) of the 2001 NBA Draft.
	Acquired Jason Williams and Nick Anderson from Sacramento for Mike Bibby and Brent Price.
July 1	Damon Jones elected to seek free agency by not picking up his option to remain with the Grizzlies.
	Erick Strickland elected to seek free agency by exercising his early termination option.
July 2	Signed 2001 second round draft choice Will Solomon.
July 3	The NBA Board of Governors officially approved the move of the Grizzlies from Vancouver, BC to Memphis, Tennessee.
	Signed 2001 first round draft pick Shane Battier to a three-year contract.
July 19	Announced the trade of Shareef Abdur-Rahim to Atlanta in exchange for the draft rights to Pau Gasol (3rd overall pick in the 2001 NBA Draft), Lorenzen Wright and Brevin Knight.
	Signed 2001 second round draft pick Antonis Fotsis.
August 31	
September 6	Signed 2001 first round draft pick Pau Gasol to a three-year contract.
September 13	Signed James Collins.



## 2001 continued

October 1	Signed free agents Lazarus Sims, Adebayo Akinkunle and Bryant Notree.
October 14	Released free agents Lazarus Sims and Adebayo Akinkunle.
October 17	Signed Jason Williams to a multi-year contract extension.
October 25	Released free agents James Collins and Bryant Notree.
October 30	Signed Michael Dickerson to a multi-year contract extension.

## 2002

January 29	Announced retirement of Bryant Reeves.
February 13	Signed Elliot Perry to a 10-day contract.
February 22	Released Elliot Perry.
February 23	Signed Eddie Gill to a 10-day contract.
February 28	Waived Isaac Austin.
March 3	Signed Isaac Fontaine to a 10-day contract.
March 4	Signed Eddie Gill for the remainder of the 2001-02 season.
March 13	Waived Isaac Fontaine.
April 18	Announced that Billy Knight would no longer continue to serve as general manager.
April 30	Announced the hirings of Jerry West as president of basketball operations and Gary Colson as assistant to the president. Announced that Dick Versace would take over as general manager.
May 15	Announced the resignations of Assistant Coaches Michael Adams and Bob Staak.
June 14	Announced hiring of John Welch as assistant/workout coach.
June 26	Selected Drew Gooden in the first round (4th overall) in the 2002 NBA Draft. Selected Robert Archibald in the second round (32nd overall) in the 2002 NBA Draft. Selected Matt Barnes in the second round (46th overall) in the 2002 NBA Draft. Acquired Wesley Person from Cleveland in exchange for Nick Anderson and the draft rights to Matt Barnes. Acquired the draft rights to Chris Owens (48th overall) from Milwaukee in exchange for a 2003 second round pick.
June 28	Acquired the rights to Gordan Giricek (40th overall in 1999 NBA Draft) from San Antonio in exchange for a 2004 second round pick and cash considerations. Exercised the option on the contract of Eddie Gill, declined options on Will Solomon and Antonis Fotsis.
June 30	Hired Lionel Hollins as assistant coach.
July 2	Signed 2002 first round pick Drew Gooden to a multi-year contract.
July 17	Signed 1999 second round pick Gordan Giricek to a contract.
July 19	Signed restricted free agent Earl Watson to a contract offer sheet, giving the Seattle SuperSonics 15 days to match the offer.
July 22	Signed free agent center Cezary Trybanski to a contract.
August 6	Officially signed free agent Earl Watson after Seattle declined to match the offer sheet.
September 27	Signed free agents Cory Bradford, Robb Dryden, Tang Hamilton, Mark Vershaw.
October 7	Waived Robb Dryden and Mark Vershaw.
October 17	Waived Cory Bradford and Tang Hamilton.
October 24	Waived Eddie Gill.
October 30	Waived Tony Massenburg.
October 30	Acquired Mike Batiste off of waivers.
November 12	Announced Hubie Brown as the sixth head coach in team history following the resignation of Sidney Lowe.
November 13	Appointed Tony Barone, Dr. Hal Wissel and Brendan Brown as assistant coaches. Appointed former assistants Scott Roth and Mitchell Anderson as members of the scouting staff.

## 2003

February 19	Acquired Mike Miller, Ryan Humphrey, a first round pick in the 2003 NBA Draft and a second round pick in the 2004 NBA Draft from Orlando in exchange for Drew Gooden and Gordan Giricek.
June 26	Selected Marcus Banks in the first round (13th overall) of the 2003 NBA Draft. Selected Kendrick Perkins in the first round (27th overall) of the 2003 NBA Draft. Acquired the draft rights to Troy Bell (16th overall) and Dahntay Jones (20th overall) from Boston in exchange for the draft rights to Marcus Banks (13th overall) and Kendrick Perkins (27th overall)
June 27	Exercised the options on the contracts of Robert Archibald and Chris Owens Made a qualifying offer to Mike Batiste.
July 5	Signed 2003 first round draft picks Troy Bell and Dahntay Jones to multi-year contracts.
July 16	Signed free agent Theron Smith to a contract.
July 24	Signed free agent James Posey to a contract.

INTRO

PLAYERS

OWNERSHIP

FRONT  
OFFICE

MEDIA

COMMUNITY

HISTORY

PLAYOFFS

REVIEW

OPINIONS

NBA

FEDERATION

AT A GLANCE



# ALL-TIME TRANSACTIONS

## 2003 continued

August 9	Officially signed restricted free agent James Posey after Houston declined to match the offer sheet.
September 24	Waived forward Chris Owens.
September 26	Signed Richard Jeter, Shelton Jones and Robert O'Kelley.
September 30	Acquired Jake Tsakalidis and Bo Outlaw from Phoenix in exchange for Brevin Knight, Cezary Trybanski and Robert Archibald.
October 4	Signed Mike Miller to a six-year contract extension.
October 5	Picked up the fourth-year option for the 2004-05 season on the contracts of Shane Battier and Pau Gasol.
October 7	Waived Robert O'Kelley, Shelton Jones and Richard Jeter.
October 25	Michael Dickerson announced his retirement due to chronic pain caused by a groin strain and sports hernia surgery.
October 27	Waived Michael Dickerson.
December 3	Acquired Bonzi Wells from Portland in exchange for Wesley Person, a conditional 2004 first round draft pick and cash considerations.

## 2004

June 10	Assistant Coach Lionel Hollins signed a one-year contract extension.
June 22	Theron Smith was selected by the Charlotte Bobcats in the Expansion Draft.
June 24	Acquired the draft rights to Andre Emmett (35th overall) from Seattle in exchange for a 2005 second round pick and cash considerations. Acquired the draft rights to Antonio Burks (36th overall) from Orlando in exchange for cash considerations. Selected Sergei Lishouk in the second round (49th overall) of the 2004 NBA Draft.
July 7	Signed 2004 second round picks Andre Emmett and Antonio Burks to contracts.
July 14	Signed free agent Brian Cardinal to a multi-year contract.
July 15	Signed Shane Battier to a multi-year contract extension.
September 9	Matched the offer sheet Cleveland offered Jake Tsakalidis.
September 30	Signed restricted free agent Stromile Swift to a one-year contract.
October 1	Signed Pau Gasol to a multi-year contract extension.
November 1	Waived Bo Outlaw and Troy Bell.
November 25	Head Coach Hubie Brown resigned, Lionel Hollins named interim head coach.
December 2	Named Mike Fratello as head coach. Named Eric Musselman and Mitchell Anderson as assistant coaches.

## 2005

April 3	Announced resignation of General Manager Dick Versace.
June 28	Selected Hakim Warrick in the first round (19th overall) of the 2005 Draft. Acquired the draft rights to Lawrence Roberts (55th overall) from Seattle in exchange for two future second round draft picks and cash considerations.
July 1	Named Scott Adubato as assistant coach/workout coach. Named Jason Hamm as video coordinator.
July 9	Signed 2005 first round draft pick Hakim Warrick to a multi-year contract.
July 10	Signed 2005 second round draft pick Lawrence Roberts to a multi-year contract.
August 2	Acquired Bobby Jackson and Greg Ostertag from Sacramento in exchange for Bonzi Wells. Acquired Eddie Jones and Raul Lopez in a five-team trade involving Miami, Utah, Boston and New Orleans in exchange for Andre Emmett, Greg Ostertag, James Posey and Jason Williams.
August 5	Signed free agent Damon Stoudamire to a multi-year contract.
August 17	Requested waivers on Raul Lopez.
August 18	Signed Anthony Roberson to a contract.
September 27	Signed free agent Kimani Friend.
September 28	Signed free agent Kennedy Winston.
October 3	Signed free agent John Thomas.
October 8	Announced that Elliot Perry joined the franchise's ownership group, while Charles Ewing had sold his share of ownership.
October 24	Requested waivers on Kimani Friend and Kennedy Winston.
October 31	Signed President of Basketball Operations Jerry West to a two-year contract extension.
November 22	Waived John Thomas.



# ALL-TIME TRANSACTIONS



## 2006

January 23	Signed free agent Chuckie Atkins.
February 2	Assigned Anthony Roberson and Lawrence Roberts to the NBA Development League Arkansas RimRockers.
February 20	Recalled Anthony Roberson and Lawrence Roberts from the NBA Development League Arkansas RimRockers.
February 28	Re-assigned Anthony Roberson and Lawrence Roberts to the NBA Development League Arkansas RimRockers.
March 6	Recalled Anthony Roberson and Lawrence Roberts from the NBA Development League Arkansas RimRockers.
June 28	Selected Kyle Lowry in the first round (24th overall) of the 2006 NBA Draft.
	Acquired the draft rights to Alexander Johnson (45th overall) from Portland (via Indiana) in exchange for a second round pick in the 2008 NBA Draft.
July 6	Hired Paul Cormier as an assistant coach.
July 7	Signed 2006 first round draft pick Kyle Lowry to a multi-year contract.
July 12	Acquired the draft rights to Rudy Gay (8th overall) and Stromile Swift from Houston in exchange for Shane Battier.
	Signed 2006 first round draft pick Rudy Gay to a multi-year contract.
July 13	Signed free agent Tarence Kinsey to a contract.
July 17	Signed 2006 second round draft pick Alexander Johnson to a multi-year contract.
July 25	Waived Anthony Roberson.
July 31	Re-signed Chuckie Atkins to a one-year contract.
August 1	Signed Junior Harrington to a contract.
August 22	Hired Drew Graham as head athletic trainer.
October 1	Signed free agents Kimani Friend and Laron Profit.
October 13	Requested waivers on Kimani Friend and Laron Profit.
October 26	Waived Junior Harrington.
October 28	Exercised third-year option on Hakim Warrick.
December 28	Relieved Head Coach Mike Fratello of his duties; named Tony Barone, Sr. interim head coach.

## 2007

January 30	Signed Will Conroy to a 10-day contract.
	Waived Eddie Jones.
February 9	Signed Junior Harrington to a 10-day contract.
February 13	Acquired Scott Padgett from Houston in exchange for Jake Tsakalidis.
February 20	Signed Junior Harrington to a second 10-day contract.
March 1	Assigned Alexander Johnson to the Arkansas RimRockers of the NBA Development League.
	Signed Junior Harrington for the remainder of the season.
March 15	Recalled Alexander Johnson from the Arkansas RimRockers of the NBA Development League.
April 4	Waived Scott Padgett.
May 31	Hired Marc Iavaroni as head coach.
June 18	Hired Chris Wallace as general manager and vice president of basketball operations.
June 22	Hired Johnny Davis, Gordon Chiesa and David Joerger as assistant coaches.
June 28	Selected Mike Conley in the first round (4th overall) in the 2007 NBA Draft.
July 2	Hired Andy Greer as an assistant coach.
July 12	Hired Ron DuBois as an assistant coach.
July 13	Signed free agent Darko Milicic to a multi-year contract.
	Waived Alexander Johnson.
July 20	Signed free agent Andre Brown.
July 24	Signed free agent Casey Jacobsen.
August 17	Acquired the rights to Juan Carlos Navarro from Washington in exchange for a protected future first round draft pick.
September 29	Signed Dontell Jefferson and Kasib Powell.
October 5	Waived Kasib Powell.
October 25	Waived Dontell Jefferson
	Picked up the 2008-09 options for Rudy Gay, Kyle Lowry and Hakim Warrick.
December 18	Waived Tarence Kinsey.
December 20	Signed Jeremy Richardson.

INTRO

PLAYERS

OWNERSHIP

FRONT  
OFFICE

MEDIA

COMMUNITY

HISTORY

PLAYOFFS

REVIEW

OPINIONS

NBA

FEDERATION

AT A GLANCE



# ALL-TIME TRANSACTIONS

## 2008

January 7	Waived Jeremy Richardson.
January 10	Signed Bobby Jones to a 10-day contract.
January 20	Signed Bobby Jones to a second 10-day contract.
January 28	Waived Damon Stoudamire.
February 1	Acquired Kwame Brown, Javaris Crittenton, Aaron McKie, the draft rights to Marc Gasol, a protected (Top 3) first-round pick in 2008, a protected (Top 6) first-round pick in 2010 and cash considerations from the Los Angeles Lakers in exchange for Pau Gasol and a 2010 second round pick.
February 4	Acquired Jason Collins and cash considerations from New Jersey in exchange for Stromile Swift.
February 21	Acquired Marcus Vinicius from New Orleans and the draft rights to Mallick Badiane and cash considerations from Houston in exchange for the draft rights to Sergei Lishouk (to Houston).
February 23	Waived Marcus Vinicius.
May 9	Waived Aaron McKie.
May 15	Promoted Greg Campbell to president of business operations.
June 17	Hired Kevin O'Neill as assistant coach.
June 26	Acquired the draft rights to O.J. Mayo (3rd overall), Marko Jaric, Antoine Walker and Greg Buckner from the Minnesota Timberwolves in exchange for the draft rights to Kevin Love (5th overall), Mike Miller, Brian Cardinal and Jason Collins.
	Acquired the draft rights to Darrell Arthur (27th overall) from the Houston Rockets in exchange for the draft rights to Donté Greene (28th overall) and a 2009 second-round pick.
June 30	Extended qualifying offer to Juan Carlos Navarro.
July 8	Signed 2008 first round draft picks O.J. Mayo and Darrell Arthur to multi-year contracts.
July 9	Signed 2007 second round draft pick Marc Gasol to a multi-year contract.
August 8	Renounced free agents Casey Jacobsen and Andre Brown.
	Signed restricted free agent Josh Smith to an offer sheet; offer matched by the Atlanta Hawks.
August 28	Signed free agent Hamed Haddadi to a multi-year contract.
September 28	Signed free agent Quinton Ross.
September 29	Signed free agent Brent Petway.
September 30	Signed Mallick Badiane.
October 11	Waived Mallick Badiane.
October 20	Waived Brent Petway.
October 31	Exercised fourth-year options on Rudy Gay and Kyle Lowry and third-year options on Mike Conley and Javaris Crittenton.
November 25	Assigned Hamed Haddadi to the NBA Development League's Dakota Wizards.
December 10	Reacquired a future first round pick from Washington (originally sent to the Wizards on Aug. 17, 2007 for Juan Carlos Navarro) in a three-team trade also involving the New Orleans Hornets; As part of the deal, Memphis traded Javaris Crittenton to Washington and sent future considerations involving a second round pick to New Orleans, while the Wizards traded Antonio Daniels to the Hornets for Mike James.
December 13	Signed free agent Darius Miles.
December 18	Waived Antoine Walker.
December 24	Recalled Hamed Haddadi from the Dakota Wizards.
	Reacquired a 2009 second round pick from Houston (originally sent to the Rockets on June 26, 2008 for the draft rights to Darrell Arthur) along with Steve Francis and cash considerations in exchange for a conditional 2011 second round pick.

## 2009

January 7	Waived Darius Miles.
	Acquired Shaun Livingston and cash considerations from the Miami Heat in exchange for a 2012 conditional second round draft pick; Waived Shaun Livingston.
January 10	Signed Darius Miles to a 10-day contract.
January 20	Signed Darius Miles to a second 10-day contract
January 23	Relieved Marc Iavaroni of head coaching duties; Named Johnny Davis as interim head coach.
January 25	Named Lionel Hollins as head coach.
January 27	Hired Barry Hecker as assistant coach; Reassigned Kevin O'Neill as special assistant to the general manager; Relieved Andy Greer and Ron DuBois of assistant coaching duties.
	Waived Steve Francis.
January 30	Signed Darius Miles for the remainder of the season.
February 6	Hired Henry Bibby and Damon Stoudamire as assistant coaches
February 17	Reassigned Hamed Haddadi to the Dakota Wizards.
February 18	Acquired Chris Mihm and cash considerations from the Los Angeles Lakers in exchange for a 2013 protected second round draft pick.
February 19	Acquired Orlando's 2009 unprotected first round draft pick along with Mike Wilks, Adonal Foyle and cash considerations from the Magic in a three-team trade also involving the Houston Rockets; As part of the deal, Houston acquired Kyle Lowry from Memphis and Brian Cook from Orlando, while Orlando acquired Rafer Alston from Houston.



## 2009 continued

March 1	Waived Adonal Foyle.
March 18	Recalled Hamed Haddadi from the Dakota Wizards.
June 25	Selected Hasheem Thabeet in the first round (2nd overall) of the 2009 NBA Draft. Selected DeMarre Carroll in the first round (27th overall) of the 2009 NBA Draft. Selected Sam Young in the second round (36th overall) of the 2009 NBA Draft. Acquired Quentin Richardson and cash considerations from New York in exchange for Darko Milicic.
June 29	Extended qualifying offers to Hakim Warrick and Juan Carlos Navarro.
July 9	Renounced the rights to free agents Darius Miles, Chris Mihm and Mike Wilks. Acquired a 2016 second round pick from Toronto, along with Jerry Stackhouse and cash considerations from Dallas in exchange for Greg Buckner (to Dallas) as part of a four-team, eight-player trade also involving Orlando.
July 10	Waived Jerry Stackhouse.
July 17	Acquired Zach Randolph from the Los Angeles Clippers in exchange for Quentin Richardson.
July 19	Signed 2009 first round draft pick Hasheem Thabeet to a multi-year contract.
July 25	Renounced qualifying offer to Hakim Warrick. Signed 2009 first round draft pick DeMarre Carroll to a multi-year contract. Signed 2009 second round draft pick Sam Young to a multi-year contract.
July 29	Signed free agent Marcus Williams.
August 6	Signed free agent Trey Gilder.
August 7	Acquired a protected 2010 first round draft pick and Steven Hunter from Denver in exchange for a future conditional second round draft pick.
August 27	Signed free agent Trey Gilder.
September 10	Renounced qualifying offer to Juan Carlos Navarro. Signed free agent Allen Iverson.
September 28	Signed free agents Thomas Gardner, Leon Rodgers and Mike Taylor.
October 8	Waived Thomas Gardner.
October 20	Waived Leon Rodgers.
October 22	Waived Mike Taylor.
October 29	Exercised fourth-year option on Mike Conley and exercised third-year options on O.J. Mayo and Darrell Arthur.
November 5	Waived Trey Gilder.
November 14	Signed free agent Jamaal Tinsley.
November 17	Waived Allen Iverson.
December 24	Waived Marko Jaric.

## 2010

January 8	Claimed Lester Hudson off waivers.
February 18	Acquired Ronnie Brewer from the Utah Jazz in exchange for a future protected first round draft pick.
February 25	Assigned Hasheem Thabeet to the NBA Development League's Dakota Wizards.
February 27	Assigned Lester Hudson to the Dakota Wizards.
March 8	Recalled Hasheem Thabeet from the Dakota Wizards.
May 11	Signed Head Coach Lionel Hollins to a multi-year contract extension.
June 24	Selected Xavier Henry in the first round (12th overall) of the 2010 NBA Draft. Selected Dominique Jones in the first round (25th overall) of the 2010 NBA Draft and traded his draft rights to the Dallas Mavericks. Selected Greivis Vasquez in the first round (28th overall) of the 2010 NBA Draft.
June 30	Extended qualifying offer to Rudy Gay.
July 1	Waived Lester Hudson.
July 8	Re-signed Rudy Gay to a multi-year contract extension.
July 13	Signed free agent Tony Allen.
August 5	Signed free agent Acie Law.
September 24	Signed first round draft picks Xavier Henry and Greivis Vasquez to multi-year contracts.
September 28	Signed free agents Luke Jackson, Tre Kelley, Kenny Thomas and Damien Wilkins.
September 29	Signed free agent Josh Davis.
October 11	Waived Luke Jackson, Trey Kelley and Kenny Thomas.
October 21	Waived Josh Davis and Damien Wilkins.
November 1	Signed Mike Conley to a multi-year contract extension.
December 4	Waived Acie Law.
December 14	Assigned DeMarre Carroll to the NBA Development League's Dakota Wizards.

INTRO

PLAYERS

OWNERSHIP

FRONT  
OFFICE

MEDIA

COMMUNITY

HISTORY

PLAYOFFS

REVIEW

OPINIONS

NBA

FEDERATION

AT A GLANCE



# ALL-TIME TRANSACTIONS

## 2011

January 5	Recalled DeMarre Carroll from the Dakota Wizards.
February 7	Signed free agent Jason Williams.
February 21	Signed free agent Rodney Carney to a 10-day contract.
February 24	Acquired Shane Battier and Ish Smith from the Houston Rockets in exchange for Hasheem Thabeet, DeMarre Carroll and a future lottery-protected first round draft pick.
March 5	Signed free agent Leon Powe.
April 18	Jason Williams announced retirement.
April 20	Signed Zach Randolph to a multi-year contract extension.
June 23	Selected Josh Selby in the second round (49th overall) of the 2011 NBA Draft.
June 24	Extended qualifying offer to Marc Gasol.
June 27	Exercised contract option on Sam Young.
June 28	Extended qualifying offer to Hamed Haddadi.
December 5	Added Bob Thornton as an assistant coach and Lloyd Pierce as a player development coach.
December 10	Signed second round draft pick Josh Selby to a multi-year contract.
	Signed free agent Jeremy Pargo.
	Signed free agents Josh Davis, Mikki Moore, Jared Reiner, Walter Sharpe and Brian Skinner.
December 11	Waived Jared Reiner.
December 14	Re-signed Marc Gasol to a multi-year contract.
	Waived Ish Smith.
December 15	Waived Mikki Moore.
December 23	Signed free agent Dante Cunningham.
	Waived Walter Sharpe.
December 24	Acquired Quincy Pondexter from the New Orleans Hornets in exchange for Greivis Vasquez.
December 29	Waived Brian Skinner.

## 2012

January 4	As part of a three-team trade, traded Xavier Henry to the New Orleans Hornets and a 2012 second round draft pick to the Philadelphia 76ers and acquired Marreese Speights from Philadelphia; Philadelphia also acquired a 2013 second round draft pick from New Orleans.
February 6	Waived Josh Davis.
February 13	Assigned Josh Selby to the NBA Development League's Reno Bighorns.
February 27	Recalled Josh Selby from the Reno Bighorns.
March 15	Acquired the draft rights to Ricky Sanchez from the Philadelphia 76ers in exchange for Sam Young.
March 20	Signed free agent Gilbert Arenas.
March 26	Assigned Josh Selby to the Reno Bighorns.
March 31	Recalled Josh Selby from the Reno Bighorns.
April 5	Assigned Josh Selby to the Reno Bighorns.
April 9	Recalled Josh Selby from the Reno Bighorns.
April 20	Signed free agent Lester Hudson.
June 28	Selected Tony Wroten in the first round (25th overall) of the 2012 NBA Draft.
July 13	Signed free agent Jerryd Bayless.
	Re-signed Marreese Speights to a multi-year contract.
	Re-signed Darrell Arthur to a multi-year contract.
	Signed first round pick Tony Wroten to a multi-year contract.
July 24	Acquired Wayne Ellington from the Minnesota Timberwolves in exchange for Dante Cunningham.
July 25	Acquired D.J. Kennedy from the Cleveland Cavaliers in exchange for Jeremy Pargo, a 2013 second round draft pick and cash considerations.
July 28	Re-signed Hamed Haddadi to a multi-year contract.
September 18	Waived D.J. Kennedy.
September 29	Signed free agents Michael Dunigan, Ronald Dupree, Jarrid Famos, Jerome Jordan and D.J. Kennedy.
October 1	Signed free agents Ronald Murray and Kyle Weaver.

# PLAYOFFS



PLAYOFFS





# PLAYOFFS

## PLAYOFF WON & LOST RECORDS

Season	OVERALL RECORD				HOME			ROAD		
	W	L	Pct	Finish	W	L	Pct	W	L	Pct
2011-12	3	4	.428	Lost in first round to LA Clippers	2	2	.500	1	2	.333
2010-11	7	6	.538	Lost in conference semifinals to Oklahoma City	5	1	.833	2	5	.286
2006-10				Did not qualify						
2005-06	0	4	.000	Lost in first round to Dallas	0	2	.000	0	2	.000
2004-05	0	4	.000	Lost in first round to Phoenix	0	2	.000	0	2	.000
2003-04	0	4	.000	Lost in first round to San Antonio	0	2	.000	0	2	.000
1995-2003				Did not qualify						
<b>Total</b>	<b>10</b>	<b>22</b>	<b>.313</b>		<b>7</b>	<b>9</b>	<b>.438</b>	<b>3</b>	<b>13</b>	<b>.188</b>

## PLAYOFF GAME BY GAME HISTORY

### 2012 PLAYOFFS

Date	Opponent	Mem	Opp	Hm	Rd	Tot	Atten.	Grizzlies Top Scorer	Grizzlies Top Rebounder	Opponent Top Scorer
Apr 29	LA Clippers	L	98	99	0-1	0-0	18,119	Gay-19	Speights-9	Young-19
May 2	LA Clippers	W	105	98	1-1	0-0	18,119	Gay-21	Randolph-8	Paul-29
May 5	@ LA Clippers	L	86	87	1-1	0-1	19,060	Gay-24	Gasol-10	Paul-24
May 7	@ LA Clippers	L	97	101	1-1	0-2	19,167	Conley-25	Randolph-9	Griffin-30
May 9	LA Clippers	W	92	80	2-1	0-2	18,117	Gasol-23	Randolph-10	Williams-20
May 11	@ LA Clippers	W	90	88	2-1	1-2	19,060	Gasol-23	Randolph-16	Griffin-17
May 13	LA Clippers	L	72	82	2-2	1-2	18,117	Gasol, Gay-19	Randolph-12	Paul-19

### 2011 PLAYOFFS

Date	Opponent	Mem	Opp	Hm	Rd	Tot	Atten.	Grizzlies Top Scorer	Grizzlies Top Rebounder	Opponent Top Scorer
Apr 17	@ San Antonio	W	101	98	0-0	1-0	18,581	Randolph-25	Randolph-14	Parker-20
Apr 20	@ San Antonio	L	87	93	0-0	1-1	18,760	Young-17	Gasol-17	Giinobili-17
Apr 23	San Antonio	W	91	88	1-0	1-1	18,119	Randolph-25	Gasol-9	Giinobili-23
Apr 25	San Antonio	W	104	86	2-0	1-1	18,119	Conley-15	Gasol-9	Parker-23
Apr 27	@ San Antonio	L	103	110 (OT)	2-0	1-2	18,581	Randolph-26	Gasol-17	Giinobili-33
Apr 29	San Antonio	W	99	91	3-0	1-2	18,119	Randolph-31	Gasol-13	Parker-23
May 1	@ Oklahoma City	W	114	101	3-0	2-2	18,203	Randolph-34	Gasol-13	Durant-33
May 3	@ Oklahoma City	L	102	111	3-0	2-3	18,203	Conley-24	Gasol-10	Durant-26
May 7	Oklahoma City	W	101	93 (OT)	4-0	2-3	18,119	Randolph-21	Randolph-21	Westbrook-23
May 9	Oklahoma City	L	123	133 (3OT)	4-1	2-3	18,119	Randolph-34	Gasol-21	Westbrook-40
May 11	@ Oklahoma City	L	72	99	4-1	2-4	18,203	Gasol-15	Randolph-7	Durant-19
May 13	Oklahoma City	W	95	83	5-1	2-4	18,119	Randolph-30	Randolph-13	Westbrook-27
May 15	@ Oklahoma City	L	90	105	5-1	2-5	18,203	Conley-18	Randolph-10	Durant-39

### 2006 PLAYOFFS

Date	Opponent	Mem	Opp	Hm	Rd	Tot	Atten.	Grizzlies Top Scorer	Grizzlies Top Rebounder	Opponent Top Scorer
Apr 23	@ Dallas	L	93	103	0-0	0-1	20,340	Gasol-24	Tsakalidis-8	Nowitzki-31
Apr 26	@ Dallas	L	79	94	0-0	0-2	20,612	Gasol-16	Gasol-7	Nowitzki-31
Apr 29	Dallas	L	89	94 (OT)	0-1	0-2	17,871	Atkins-20	Wright-10	Nowitzki-36
May 1	Dallas	L	76	102	0-2	0-2	15,104	Gasol-25	Battier-7	Nowitzki-27

### 2005 PLAYOFFS

Date	Opponent	Mem	Opp	Hm	Rd	Tot	Atten.	Grizzlies Top Scorer	Grizzlies Top Rebounder	Opponent Top Scorer
Apr 24	@ Phoenix	L	103	114	0-0	0-1	18,422	Miller-19	Battier-9	Marion-26
Apr 27	@ Phoenix	L	103	108	0-0	0-2	18,422	Gasol-28	Gasol-16	Stoudemire-34
Apr 29	Phoenix	L	90	110	0-1	0-2	18,119	Wright-14	Bttr/Swrt/Wrght-8	Stoudemire-30
May 1	Phoenix	L	115	123	0-2	0-2	17,243	Gasol-28	Battier/Jones-5	Johnson-25

### 2004 PLAYOFFS

Date	Opponent	Mem	Opp	Hm	Rd	Tot	Atten.	Grizzlies Top Scorer	Grizzlies Top Rebounder	Opponent Top Scorer
Apr 17	@ San Antonio	L	74	98	0-0	0-1	18,797	Wells-16	Swift-7	Duncan-26
Apr 19	@ San Antonio	L	70	87	0-0	0-2	18,797	Gasol-20	Gasol-11	Parker-27
Apr 22	San Antonio	L	93	95	0-1	0-2	19,351	Gasol-18	Wright/Swift-6	Duncan-22
Apr 25	San Antonio	L	97	110	0-2	0-2	19,351	Gasol-22	Posey-11	Parker-29



## TEAM SCORING RECORDS

Scoring Highs	Grizzlies	Game	Date	Opp	Game	Date
Game, Overall	123	Game 4 vs OKC	5/9/11	133	Game 4 vs OKC	5/9/11
1st Quarter	36	Game 5 vs LAC	5/9/12	39	(2) Game 4 at Pho	5/1/05
2nd Quarter	36	Game 4 vs Pho	5/1/05	33	(2) Game 6 vs OKC	5/9/11
3rd Quarter	30	Game 4 vs SA	4/25/11	31	(2) Game 1 vs SA	4/17/11
4th Quarter	34	Game 2 at OKC	5/3/11	35	(2) Game 1 vs LAC	4/29/12
1st Half	58	Game 1 vs LAC	4/29/12	63	Game 4 vs Pho	5/1/05
2nd Half	59	Game 4 vs Pho	5/1/05	63	Game 7 vs OKC	5/15/11
Overtime	15	Game 3 vs OKC	5/7/11	18	Game 3 vs Dal	4/29/06

Scoring Lows	Grizzlies	Game	Date	Opp	Game	Date
Game, Overall	70	Game 2 at SA	4/19/04	80	Game 5 vs LAC	5/9/12
1st Quarter	13	Game 7 vs LAC	5/13/12	16	(5) Game 7 vs LAC	5/13/12
2nd Quarter	12	Game 2 at Dal	4/26/06	19	Game 4 at LAC	5/7/12
3rd Quarter	13	Game 2 at Dal	4/26/06	14	(2) Game 3 at LAC	5/5/12
4th Quarter	11	Game 2 at SA	4/19/04	10	Game 3 vs OKC	5/7/11
1st Half	34	(2) Game 7 at OKC	5/15/11	38	(2) Game 6 at LAC	5/11/12
2nd Half	30	Game 3 vs Dal	4/29/06	29	Game 6 vs OKC	5/13/11
Overtime	4	Game 4 vs OKC (30T)	5/9/11	7	Game 3 vs OKC	5/7/11

\* Most recent occurrence

## MARGINS, LEADS &amp; DEFICITS

Margin of Victory	Diff	Game	Diff	Game
All Games	+18	Game 4 vs SA, 4/25/11 (104-86)	-27	Game 5 at OKC, 5/11/11 (72-99)
Leads & Deficits	Lead	Game	Def	Game
All Games	+27	Game 1 vs LAC, 4/29/12 (84-57)	-30	Game 4 vs Dal, 5/1/06 (68-98)
After 1st Quarter	+18	Game 1 vs LAC, 4/29/12 (34-16)	-19	Game 4 vs Pho, 5/1/05 (20-39)
At The Half	+19	Game 1 vs LAC, 4/29/12 (58-39)	-15	Game 1 at SA, 4/17/04 (34-49)
After 3rd Quarter	+21	Game 1 vs LAC, 4/29/12 (85-64)	-20	Game 2 at Dal, 4/26/06 (56-76)



# PLAYOFFS

## PLAYOFF STATISTICS HISTORY

### TOTALS

	Season	G	Min	FG	FGA	Pct	3FG	Att	Pct	FT	FTA	Pct	Off	Def	Tot	Ast	PF	Stl	TO	Blk	Pts	Avg
Mem	2004	4	960	123	290	.424	15	51	.294	73	94	.777	38	100	138	58	100	38	57	20	334	83.5
Mem	2005	4	960	166	351	.473	31	79	.392	48	68	.706	47	111	158	84	98	23	43	18	411	102.8
Mem	2006	4	985	120	266	.451	15	48	.313	82	113	.726	33	104	137	56	110	19	64	15	337	84.3
Mem	2011	13	3245	477	1092	.437	50	157	.318	278	366	.760	162	398	560	245	307	104	170	78	1282	98.6
Mem	2012	7	1705	228	534	.427	24	83	.289	160	215	.744	94	205	299	114	163	50	108	34	640	91.4
Total		32	7855	1114	2533	.440	135	418	.323	641	856	.749	374	918	1292	557	778	234	442	165	3004	93.9
SA	2004	4	960	146	288	.507	31	65	.477	67	101	.663	46	122	168	87	81	30	65	25	390	97.5
Pho	2005	4	960	159	316	.503	42	92	.457	95	128	.742	42	130	172	95	70	19	44	31	455	113.8
Dal	2006	4	985	139	307	.453	21	59	.356	94	110	.855	55	117	172	73	112	27	51	18	393	98.3
SA/OKC	2011	13	3245	457	1030	.444	79	255	.310	298	377	.790	153	415	568	237	308	94	199	88	1291	99.3
LAC	2012	7	1705	233	516	.452	43	123	.350	126	188	.670	65	194	259	114	179	65	106	43	635	90.7
Total		32	7855	1134	2457	.462	216	594	.364	680	904	.752	361	978	1339	606	750	235	465	205	3164	98.9

### SINGLE-GAME HIGHS

Record	Grizzlies	Game	Date	Opp	Game	Date
Points	123	Game 4 vs OKC	5/9/11	133	Game 4 vs OKC	5/9/11
Total Rebounds	55	(2) Game 4 vs OKC	5/9/11	54	Game 4 vs OKC	5/9/11
Offensive Rebounds	24	Game 4 vs OKC	5/9/11	21	Game 3 vs SA	4/22/04
Defensive Rebounds	40	Game 5 at SA	4/27/11	41	Game 2 at SA	4/19/04
Assists	26	Game 4 vs Pho	5/1/05	28	Game 1 at Pho	4/24/05
Personal Fouls	36	Game 4 vs OKC	5/9/11	31	(2) Game 4 vs OKC	5/9/11
Steals	13	Game 2 vs LAC	5/2/12	13	Game 6 at LAC	5/11/12
Turnovers	22	Game 6 at LAC	5/11/12	21	Game 2 vs LAC	5/2/12
Blocks	9	(3) Game 6 at LAC	5/11/12	11	Game 7 at OKC	5/15/11
Field Goal Pct	.552	Game 1 at SA (37/67)	4/17/11	.603	Game 4 vs Pho (38/63)	5/1/05
3-Pt Field Goal Pct	.688	Game 1 vs LAC (11/16)	4/29/12	.647	Game 4 vs SA (11/17)	4/25/04
Free Throw Pct	.925	Game 4 vs OKC (37/40)	5/9/11	1.000	Game 4 vs Dal (17/17)	5/1/06
FGs Made	45	Game 4 vs Pho	5/1/05	43	(2) Game 4 vs OKC	5/9/11
FGs Attempted	111	Game 4 vs OKC	5/9/11	95	Game 4 vs OKC	5/9/11
3-Pt FGs Made	13	Game 4 vs Pho	5/1/05	15	Game 1 at Pho	4/24/05
3-Pt FGs Attempted	24	Game 4 vs Pho	5/1/05	32	Game 1 at Pho	4/24/05
FTs Made	37	Game 4 vs OKC	5/9/11	42	Game 4 vs OKC	5/9/11
FTs Attempted	44	Game 3 vs OKC	5/7/11	50	Game 4 vs OKC	5/9/11

### SINGLE-GAME LOWS

Record	Grizzlies	Game	Date	Opp	Game	Date
Points	70	Game 2 at SA	4/19/04	80	Game 5 vs LAC	5/9/12
Total Rebounds	28	Game 4 vs Pho	5/1/05	28	Game 2 vs LAC	5/2/12
Offensive Rebounds	4	Game 2 at SA	4/19/04	4	Game 2 vs LAC	5/2/12
Defensive Rebounds	18	Game 4 vs Pho	5/1/05	22	Game 6 at LAC	5/11/12
Assists	9	Game 4 vs Dal	5/1/06	11	Game 5 vs LAC	5/9/12
Personal Fouls	17	(3) Game 2 vs LAC	5/2/12	16	Game 4 vs SA	4/25/11
Steals	1	Game 2 at Dal	4/26/06	4	(6) Game 6 vs OKC	5/13/11
Turnovers	7	(3) Game 1 at OKC	5/1/11	5	Game 3 vs Pho	4/29/05
Blocks	1	(2) Game 1 vs LAC	4/29/12	3	(2) Game 1 at SA	4/17/11
Field Goal Pct	.325	Game 7 vs LAC (25/77)	5/13/12	.366	Game 3 vs OKC (34/93)	5/7/11
3-Pt Field Goal Pct	.000	(3) Game 7 vs LAC (0/13)	5/13/12	.133	Game 3 vs SA (2/15)	4/23/11
Free Throw Pct	.579	Game 2 at Pho (11/19)	4/27/05	.433	Game 3 at LAC (13/30)	5/5/12
FGs Made	23	Game 1 at SA	4/17/04	26	Game 5 vs LAC	5/9/12
FGs Attempted	61	Game 2 at Dal	4/26/06	63	(2) Game 4 vs Pho	5/1/05
3-Pt FGs Made	0	(3) Game 7 vs LAC (0/13)	5/13/12	2	Game 3 vs SA	4/23/11
3-Pt FGs Attempted	6	Game 5 vs LAC	5/9/12	12	Game 4 vs Dal	5/1/06
FTs Made	11	(2) Game 1 vs LAC	4/29/12	10	Game 1 at SA	4/17/04
FTs Attempted	15	Game 1 at Pho	4/24/05	13	Game 1 at SA	4/17/04

\* Most recent occurrence



## PLAYOFF STATISTICS HISTORY BY HALF & QUARTER

### SINGLE-HALF HIGHS

Record	Grizzlies	Game	Date	Opp	Game	Date
Points	59	Game 4 vs Pho (2nd)	5/1/05	63	(2) Game 7 at OKC (2nd)*	5/15/11
Total Rebounds	28	Game 3 vs OKC (2nd)	5/7/11	29	Game 3 vs SA (2nd)	4/22/04
Assists	15	Game 3 vs SA (1st)	4/23/11	17	Game 1 at Pho (1st)	4/24/05
Turnovers	14	Game 2 at SA (2nd)	4/19/04	12	(2) Game 2 vs LAC (2nd)*	5/2/12
Field Goal Pct	.618	Game 1 at SA (2nd)	4/17/11	.704	Game 4 vs Pho (2nd)	5/1/05
3 Pt FGs Made	7	Game 4 vs Pho (2nd)	5/1/05	9	Game 1 at Pho (1st)	4/24/05

### SINGLE-HALF LOWS

Record	Grizzlies	Game	Date	Opp	Game	Date
Points	30	Game 3 vs Dal (2nd)	4/29/06	29	Game 6 vs OKC (2nd)	5/13/11
Total Rebounds	6	Game 1 at Dal (1st)	4/23/06	9	Game 6 at LAC (2nd)	5/11/12
Assists	1	Game 5 vs LAC (2nd)	5/9/12	4	Game 5 vs LAC (2nd)	5/9/12
Turnovers	1	Game 3 vs SA (2nd)	4/22/04	2	Game 3 vs Pho (1st)	4/29/05
Field Goal Pct	.281	Game 5 vs LAC (2nd)	5/9/12	.289	Game 6 vs OKC (2nd)	5/13/11
3 Pt FGs Made	0	(Many times) Game 7 vs LAC (2nd)*	5/13/12	0	(4) Game 6 vs OKC (2nd)*	5/13/11

### SINGLE-QUARTER HIGHS

Record	Grizzlies	Game	Date	Opp	Game	Date
Points	36	(2) Game 5 vs LAC (1st)*	5/9/12	39	(2) Game 4 vs Pho (1st)*	5/1/05
Total Rebounds	16	(4) Game 6 at LAC (1st)*	5/9/11	18	(2) Game 1 at Pho (2nd)*	4/24/05
Assists	10	Game 1 vs LAC (1st)	4/29/12	13	Game 1 at Pho (1st)	4/24/05
Turnovers	11	Game 1 at SA (4th)	4/17/04	9	Game 5 at OKC (1st)	5/11/05
Field Goal Pct	.714	Game 5 vs LAC (1st)	5/9/12	.833	Game 4 vs Pho (3rd)	5/1/05
3 Pt FGs Made	5	Game 1 vs LAC (3rd)	4/29/12	7	Game 1 at Pho (1st)	4/24/05

### SINGLE-QUARTER LOWS

Record	Grizzlies	Game	Date	Opp	Game	Date
Points	11	Game 2 at SA (4th)	4/19/04	10	Game 3 vs OKC (4th)	5/7/11
Total Rebounds	3	(2) Game 1 at Dal (2nd)*	4/23/06	3	Game 1 at SA (4th)	4/17/04
Assists	0	Game 5 vs LAC (3rd)	5/9/12	0	Game 1 at SA (2nd)	4/17/11
Turnovers	0	(2) Game 2 at Dal (1st)*	4/26/06	0	(3) Game 6 vs SA (3rd)*	4/29/11
Field Goal Pct	.188	Game 3 at LAC (4th)	5/5/12	.222	Game 3 vs OKC (4th)	5/7/11
3 Pt FGs Made	0	(Many times) Game 7 vs LAC (4th)*	5/13/12	0	(Many times) Game 7 vs LAC (3rd)*	5/15/11

\* Most recent occurrence



# PLAYOFFS

## INDIVIDUAL PLAYOFF RECORDS

Series	Mem	Player	Vs	Season	Opp	Player	Team	Season
Points	160	Zach Randolph	OKC	2011	185	Kevin Durant	OKC	2011
Points Per Game	22.9	Zach Randolph	OKC	2011	31.3	Dirk Nowitzki	DAL	2006
Total Rebounds	86	Zach Randolph	OKC	2011	64	Kevin Durant	OKC	2011
Rebounds Per Game	12.3	Marc Gasol	SA	2011	12.5	Shawn Marion	PHO	2005
Offensive Rebounds	32	Zach Randolph	OKC	2011	19	(2) Kendrick Perkins	OKC	2011
Defensive Rebounds	54	(2) Zach Randolph	OKC	2011	57	Kevin Durant	OKC	2011
Assists	50	Mike Conley	LAC	2012	53	Russell Westbrook	OKC	2011
Assists Per Game	7.1	Mike Conley	LAC	2012	11.3	Steve Nash	PHO	2005
Steals	14	Tony Allen	SA	2011	19	Chris Paul	LAC	2012
Blocks	19	Marc Gasol	OKC	2011	19	Serge Ibaka	OKC	2011
Field Goal Pct	.667	Quincy Pondexter	LAC	2012	.647	Steven Hunter	PHO	2005
3-Pt Field Goal Pct	.500	(2) Mike Conley	LAC	2012	.688	Tony Parker	SA	2004
Free Throw Pct (Min. 6 att.)	1.000	(4) Greivis Vasquez	OKC	2011	1.000	(3) Randy Foye	LAC	2012
FGs Made	52	Zach Randolph	OKC	2011	61	Kevin Durant	OKC	2011
FGs Attempted	128	Zach Randolph	OKC	2011	142	Russell Westbrook	OKC	2011
3-Pt FGs Made	12	O.J. Mayo	OKC	2011	14	Kevin Durant	OKC	2011
3-Pt FGs Attempted	33	O.J. Mayo	OKC	2011	42	Kevin Durant	OKC	2011
FTs Made	55	Zach Randolph	OKC	2011	49	Kevin Durant	OKC	2011
FTs Attempted	67	Zach Randolph	OKC	2011	61	Kevin Durant	OKC	2011

Single Game	Mem	Player	Date	Opp	Player	Date
Points	34	(2) Zach Randolph	5/9/11 vs OKC	40	Russell Westbrook	5/9/11 vs OKC
Total Rebounds	21	(2) Marc Gasol	5/9/11 vs OKC	13	(8) Reggie Evans	4/22/04 vs SA
Offensive Rebounds	10	Marc Gasol	5/9/11 vs OKC	8	Robert Horry	4/22/04 vs SA
Defensive Rebounds	15	Marc Gasol	4/27/11 at SA	12	(2) Kevin Durant	5/7/11 vs OKC
Assists	12	Mike Conley	5/13/11 vs OKC	15	Steve Nash	4/27/05 at Pho
Steals	4	(4) Tony Allen	5/15/11 at OKC	5	Chris Paul	5/2/12 vs LAC
Turnovers	6	Marc Gasol	5/9/11 vs OKC	7	(4) Russell Westbrook	5/7/11 vs OKC
Blocks	5	Marc Gasol	5/3/11 at OKC	6	Serge Ibaka	5/7/11 vs OKC
Field Goal Pct (Min. 6 att.)	.900	Marc Gasol (9/10)	4/17/11 at SA	.857	Daequan Cook (6/7)	5/11/11 at OKC
3-Pt Pct (Min. 4 att.)	1.000	Mike Conley (5/5)	4/29/12 vs LAC	.800	(4) Randy Foye (4/5)	5/5/12 at LAC
Free Throw Pct (Min. 5 att.)	1.000	(Many times) Marc Gasol (5/5)	5/9/11 vs OKC	1.000	(Many times) Chris Paul (6/6)	5/7/12 at LAC
FGs Made	13	Pau Gasol	4/27/05 at Pho	15	Russell Westbrook	5/9/11 vs OKC
FGs Attempted	26	Pau Gasol	4/27/05 at Pho	33	Russell Westbrook	5/9/11 vs OKC
3-Pt FGs Made	5	(2) Mike Conley	4/29/12 vs LAC	5	Jim Jackson	4/29/05 vs Pho
3-Pt FGs Attempted	7	(4) O.J. Mayo	5/2/12 vs LAC	11	Quentin Richardson	4/24/05 at Pho
FTs Made	16	Zach Randolph	5/9/11 vs OKC	18	Amare Stoudemire	4/27/05 at Pho
FTs Attempted	17	Zach Randolph	5/9/11 vs OKC	22	Amare Stoudemire	4/27/05 at Pho

\* Most recent occurrence





## GRIZZLIES ALL-TIME PLAYOFF INDIVIDUAL CAREER LEADERS

GAMES		POINTS		REBOUNDS		ASSISTS	
Shane Battier	25	Zach Randolph	385	Zach Randolph	210	Mike Conley	133
5 players	20	Marc Gasol	301	Marc Gasol	193	Marc Gasol	51
		Mike Conley	296	Shane Battier	114	O.J. Mayo	46
		Pau Gasol	240	Pau Gasol	77	Jason Williams	39
		O.J. Mayo	209	Mike Conley	73	Zach Randolph	37

GAMES STARTED		SCORING AVERAGE		REBOUND AVERAGE		ASSIST AVERAGE	
Tony Allen	20	Pau Gasol	20.0	Zach Randolph	10.5	Mike Conley	6.7
Mike Conley	20	Zach Randolph	19.3	Marc Gasol	9.7	Jason Williams	4.9
Marc Gasol	20	Rudy Gay	19.0	Rudy Gay	6.6	Chuck Atkins	3.0
Zach Randolph	20	Marc Gasol	15.1	Pau Gasol	6.4	Earl Watson	2.8
Pau Gasol	12	Mike Conley	14.8	Lorenzen Wright	4.8	Pau Gasol	2.7

FIELD GOALS MADE		FIELD GOAL ATTS		FREE THROWS MADE		FREE THROW ATTS	
Zach Randolph	137	Zach Randolph	312	Zach Randolph	109	Zach Randolph	141
Marc Gasol	108	Mike Conley	259	Marc Gasol	85	Marc Gasol	116
Mike Conley	103	Marc Gasol	210	Mike Conley	68	Mike Conley	85
Pau Gasol	96	Pau Gasol	196	Pau Gasol	47	Pau Gasol	62
O.J. Mayo	69	O.J. Mayo	196	O.J. Mayo	44	Tony Allen	58

MINUTES		FIELD GOAL PCT		3-PT FG PCT		FREE THROW PCT	
Mike Conley	784	Lorenzen Wright	.536	Jason Williams	.381	Mike Miller	.875
Marc Gasol	780	Marc Gasol	.514	James Posey	.381	Hakim Warrick	.857
Zach Randolph	763	Greivis Vasquez	.512	Mike Conley	.373	James Posey	.853
Shane Battier	656	Bonzi Wells	.500	O.J. Mayo	.370	Rudy Gay	.825
O.J. Mayo	525	Pau Gasol	.490	Mike Miller	.368	Mike Conley	.800

3-PT FG MADE		3-PT FG ATTS		OFFENSIVE REBS		DEFENSIVE REBS	
O.J. Mayo	27	O.J. Mayo	73	Zach Randolph	70	Zach Randolph	140
Mike Conley	22	Mike Conley	59	Marc Gasol	57	Marc Gasol	136
Jason Williams	16	Shane Battier	50	Shane Battier	40	Shane Battier	74
Shane Battier	14	Jason Williams	42	Tony Allen	23	Mike Conley	62
Mike Miller	14	Mike Miller	38	Pau Gasol	23	2 players	54

STEALS		STEALS PER GAME		BLOCKS		BLOCKS PER GAME	
Tony Allen	34	Tony Allen	1.70	Marc Gasol	28	Marc Gasol	2.05
Zach Randolph	21	James Posey	1.38	Pau Gasol	18	Pau Gasol	1.50
Mike Conley	20	Rudy Gay	1.29	Shane Battier	13	Darrell Arthur	0.92
O.J. Mayo	20	Zach Randolph	1.05	Darrell Arthur	12	Stromile Swift	0.86
Marc Gasol	16	5 players	1.00	Zach Randolph	10	Zach Randolph	0.70

MINUTES PER GAME		TURNOVERS		PERSONAL FOULS		DISQUALIFICATIONS	
Rudy Gay	39.9	Mike Conley	46	Shane Battier	74	O.J. Mayo	3
Mike Conley	39.2	Marc Gasol	39	Zach Randolph	70	Tony Allen	2
Marc Gasol	39.0	Zach Randolph	38	Marc Gasol	69	Chuck Atkins	1
Zach Randolph	38.2	O.J. Mayo	35	Tony Allen	64	Mike Conley	1
Pau Gasol	35.4	Tony Allen	34	O.J. Mayo	60		



# PLAYOFFS

## MEMPHIS GRIZZLIES 2012 FIRST ROUND VS. L.A. CLIPPERS

PLAYER	G	GS	MIN	FIELD GOALS			3-POINT FG			FREE THROWS			REBOUNDS			AST	PF	DQ	STL	TO	BLK	PTS	AVG
				FG	FGA	PCT	FG	FGA	PCT	FT	FTA	PCT	OFF	DEF	TOT								
Gay	7	7	279	48	114	.421	4	19	.211	33	40	.825	10	36	46	10	15	0	9	21	2	133	19.0
Gasol	7	7	261	36	69	.522	0	1	.000	34	43	.791	16	31	47	22	25	0	2	13	1	106	15.1
Conley	7	7	277	32	76	.421	11	22	.500	24	32	.750	4	19	23	50	19	0	6	16	0	99	14.1
Randolph	7	7	248	37	88	.420	0	4	.000	22	35	.629	27	42	69	6	25	0	7	11	4	96	13.7
Mayo	7	0	163	17	62	.274	7	24	.292	21	27	.778	2	23	25	15	18	1	9	18	1	62	8.9
Allen	7	7	170	18	45	.400	0	5	.000	12	17	.706	8	14	22	5	21	1	9	10	7	48	6.9
Speights	7	0	100	20	41	.488	0	0	---	6	10	.600	13	17	30	2	13	0	3	5	3	46	6.6
Pondexter	7	0	114	12	18	.667	2	4	.500	7	9	.778	3	13	16	2	13	0	4	5	0	33	4.7
Haddadi	4	0	21	2	2	1.000	0	0	---	1	2	.500	5	4	9	1	5	0	0	1	2	5	1.3
Cunningham	7	0	49	4	11	.364	0	0	---	0	0	---	6	5	11	0	3	0	1	1	2	8	1.1
Arenas	6	0	23	2	8	.250	0	4	.000	0	0	---	0	1	1	1	6	0	0	1	0	4	0.7
Selby	1	0	0	0	0	---	0	0	---	0	0	---	0	0	0	0	0	0	0	0	0	0	0.0
GRIZZLIES	7	--	1705	228	534	.427	24	83	.289	160	215	.744	94	205	299	114	163	2	50	108	34	640	91.4
CLIPPERS	7	--	1705	233	516	.452	43	123	.350	126	188	.670	65	194	259	114	179	2	65	106	43	635	90.7

PLAYER	SINGLE-GAME HIGHS							AVERAGE PER GAME							CAREER HIGHS (C=SET, T=TIED THIS SERIES)													
	MIN	REB	AST	ST	TO	BL	PTS	MIN	REB	AST	STL	TO	BLK	PTS	FG	FGA	FT	FTA	REB	AST	PTS	FG	FGA	FT	FTA	REB	AST	PTS
Gay	48	9	4	3	4	1	24	39.9	6.6	1.4	1.29	3.0	0.29	19.0	9C	25C	12C	15C	9C	4C	24C							
Gasol	40	10	6	1	3	3	23	37.3	6.7	3.1	0.29	1.9	1.86	15.1	11	20	8	12	21	6C	26							
Conley	46	7	9	3	4	0	25	39.6	3.3	7.1	0.86	2.3	0.00	14.1	10T	20	11T	12T	7T	12	25C							
Randolph	39	16	2	2	3	3	19	35.4	9.9	0.9	1.00	1.6	0.57	13.7	12	25	16	17	21	6	34							
Mayo	29	9	4	3	5	1	20	23.3	3.6	2.1	1.29	2.6	0.14	8.9	7	18	6C	6T	9C	5	20C							
Allen	30	5	1	3	3	3	10	24.3	3.1	0.7	1.29	1.4	1.00	6.9	7	13	6	10	5T	3	15							
Speights	22	9	1	1	2	1	11	14.3	4.3	0.3	0.43	0.7	0.43	6.6	4C	10C	3C	4C	9C	1T	11C							
Pondexter	25	7	1	2	2	0	11	16.3	2.3	0.3	0.57	0.7	0.00	4.7	4C	5C	2C	2C	7C	1T	11C							
Haddadi	11	5	1	0	1	1	3	5.3	2.3	0.3	0.00	0.3	0.50	1.3	2	4	5	6	5C	1C	5							
Cunningham	13	4	0	1	1	1	4	7.0	1.6	0.0	0.14	0.1	0.29	1.1	3	5T	5	6	5	0T	11							
Arenas	10	1	1	0	1	0	4	3.8	0.2	0.2	0.00	0.2	0.00	0.7	14	27	14	19	8	14	44							
Selby	0	0	0	0	0	0	0	0.0	0.0	0.0	0.00	0.0	0.00	0.0	0C	0C	0C	0C	0C	0C	0C							
GRIZZLIES	265	48	20	13	22	9	105	243.6	42.7	16.3	7.14	15.4	4.86	91.4	45	111	37	44	55	26	123							
OPPONENTS	265	47	21	13	21	8	101	243.6	37.0	16.3	9.29	15.1	6.14	90.7	43	95	42	50	54	28	133							

## L.A. CLIPPERS 2012 FIRST ROUND VS. MEMPHIS

PLAYER	G	GS	MIN	FIELD GOALS			3-POINT FG			FREE THROWS			REBOUNDS			AST	PF	DQ	STL	TO	BLK	PTS	AVG
				FG	FGA	PCT	FG	FGA	PCT	FT	FTA	PCT	OFF	DEF	TOT								
Paul	7	7	272	49	107	.458	9	27	.333	36	42	.857	3	37	40	50	21	1	19	25	1	143	20.4
Griffin	7	7	248	48	91	.527	0	1	.000	30	51	.588	13	32	45	18	30	1	15	18	2	126	18.0
Williams	7	0	150	26	69	.377	9	27	.333	7	8	.875	1	5	6	10	10	0	5	9	2	68	9.7
Butler	6	6	162	21	60	.350	4	20	.200	10	14	.714	4	12	16	3	16	0	4	9	1	56	9.3
Simmons	1	1	22	4	5	.800	1	2	.500	0	0	---	0	1	1	0	4	0	0	0	0	9	9.0
Young	7	0	135	18	41	.439	10	19	.526	11	12	.917	1	6	7	2	16	0	3	6	3	57	8.1
Foye	7	7	185	19	51	.373	9	24	.375	7	7	1.000	4	12	16	13	13	0	3	11	1	54	7.7
Bledsoe	7	0	97	16	33	.485	1	3	.333	8	14	.571	5	9	14	14	8	0	4	5	1	41	5.9
Martin	7	0	129	16	27	.593	0	0	---	1	2	.500	10	14	24	0	26	0	2	4	13	33	4.7
Jordan	7	7	151	10	20	.500	0	0	---	5	14	.357	9	20	29	3	12	0	3	6	14	25	3.6
Evans	7	0	156	6	12	.500	0	0	---	11	24	.458	15	46	61	1	23	0	7	6	5	23	3.3
CLIPPERS	7	--	1705	233	516	.452	43	123	.350	126	188	.670	65	194	259	114	179	2	65	106	43	635	90.7
GRIZZLIES	7	--	1705	228	534	.427	24	83	.289	160	215	.744	94	205	299	114	163	2	50	108	34	640	91.4

PLAYER	SINGLE-GAME HIGHS							AVERAGE PER GAME							CAREER HIGHS (C=SET, T=TIED THIS SERIES)													
	MIN	REB	AST	ST	TO	BL	PTS	MIN	REB	AST	STL	TO	BLK	PTS	FG	FGA	FT	FTA	REB	AST	PTS	FG	FGA	FT	FTA	REB	AST	PTS
Paul	42	9	11	5	5	1	29	38.9	5.7	7.1	2.71	3.6	0.14	20.4	15	25	12	14	13	17	35							
Griffin	43	11	7	3	5	2	30	35.4	6.4	2.6	2.14	2.6	0.29	18.0	13	24	10C	17C	16	7C	30C							
Williams	33	3	4	2	3	2	20	21.4	0.9	1.4	0.71	1.3	0.29	9.7	9	21T	8	9	7	10	24							
Butler	32	5	2	1	2	1	14	27.0	2.7	0.5	0.67	1.5	0.17	9.3	12	24	8	10	20	5	35							
Simmons	22	1	0	0	0	0	9	22.0	1.0	0.0	0.00	0.0	0.00	9.0	5	11	0T	0T	6	3	10							
Young	24	2	1	2	2	1	19	19.3	1.0	0.3	0.43	0.9	0.43	8.1	6C	10	5C	6C	2T	1T	19C							
Foye	36	4	3	1	3	1	16	26.4	2.3	1.9	0.43	1.6	0.14	7.7	6C	13C	4	6	4C	3T	16C							
Bledsoe	24	4	6	1	2	1	14	13.9	2.0	2.0	0.57	0.7	0.14	5.9	10	16	3C	5C	5	6C	23							
Martin	25	10	0	1	2	3	11	18.4	3.4	0.0	0.29	0.6	1.86	4.7	15	28	10	14	16	6	36							
Jordan	26	8	2	1	3	4	7	21.6	4.1	0.4	0.43	0.9	2.00	3.6	4	7	3C	6C	9	2C	10							
Evans	28	13	1	2	3	3	7	22.3	8.7	0.1	1.00	0.9	0.71	3.3	4	7	7	10	15	3	13							
CLIPPERS	265	47	21	13	21	8	101	243.6	37.0	16.3	9.29	15.1	6.14	90.7	50	111	36	48	62	30	124							
OPPONENTS	265	48	20	13	22	9	105	243.6	42.7	16.3	7.14	15.4	4.86	91.4	49	107	35	46	59	35	130							



# MEMPHIS GRIZZLIES 2011 FIRST ROUND VS. SAN ANTONIO

PLAYER	G	GS	MIN	FIELD GOALS			3-POINT FG			FREE THROWS			REBOUNDS			AST	PF	DQ	STL	TO	BLK	PTS	AVG
				FG	FGA	PCT	FG	FGA	PCT	FT	FTA	PCT	OFF	DEF	TOT								
Randolph	6	6	224	48	96	.500	1	5	.200	32	39	.821	11	44	55	20	21	0	8	12	3	129	21.5
Conley	6	6	230	32	81	.395	2	12	.167	20	26	.769	3	24	27	37	21	0	5	13	1	86	14.3
Gasol	6	6	242	32	60	.533	0	0	---	21	32	.656	20	54	74	13	23	0	3	13	9	85	14.2
Young	6	6	133	24	47	.511	3	8	.375	8	13	.615	2	14	16	1	10	0	3	5	2	59	9.8
Allen	6	6	160	21	47	.447	0	3	.000	12	17	.706	5	11	16	12	18	1	14	11	2	54	9.0
Mayo	6	0	134	18	49	.367	8	16	.500	10	14	.714	1	11	12	10	20	1	3	8	0	54	9.0
Arthur	6	0	99	22	40	.550	0	0	---	4	5	.800	8	9	17	3	12	0	2	6	9	48	8.0
Battier	6	0	162	15	30	.500	6	17	.353	3	4	.750	5	20	25	8	13	0	4	3	2	39	6.5
Vasquez	6	0	61	10	16	.625	2	5	.400	3	6	.500	1	8	9	11	5	0	2	5	1	25	4.2
Smith	2	0	5	2	2	1.000	0	0	---	0	0	---	0	1	1	1	1	0	0	0	0	4	2.0
Powe	2	0	6	1	5	.200	0	0	---	0	0	---	1	0	1	0	0	0	0	0	0	2	1.0
Haddadi	4	0	10	0	1	.000	0	0	---	0	0	---	0	1	1	0	3	0	0	1	0	0	0.0
GRIZZLIES	6	--	1465	225	474	.475	22	66	.333	113	156	.724	57	197	254	116	147	2	44	82	29	585	97.5
SPURS	6	--	1465	202	463	.436	32	109	.294	130	171	.760	61	189	250	107	129	2	44	86	35	566	94.3

PLAYER	SINGLE-GAME HIGHS							AVERAGE PER GAME							CAREER HIGHS (C=SET, T=TIED THIS SERIES)						
	MIN	REB	AST	ST	TO	BL	PTS	MIN	REB	AST	STL	TO	BLK	PTS	FG	FGA	FT	FTA	REB	AST	PTS
Randolph	44	14	6	3	4	2	31	37.3	9.2	3.3	1.33	2.0	0.50	21.5	12C	22C	9	10T	15	6C	31C
Conley	44	7	10	3	5	1	20	38.3	4.5	6.2	0.83	2.2	0.17	14.3	9C	20C	6C	8C	7C	10C	20C
Gasol	44	17	3	4	2	2	24	40.3	12.3	2.2	0.50	2.2	1.50	14.2	9C	14C	8C	11C	17C	3C	24C
Young	32	6	1	2	2	1	18	22.2	2.7	0.2	0.50	0.8	0.33	9.8	7C	13C	3C	4C	6C	1C	18C
Allen	32	4	3	4	4	1	15	26.7	2.7	2.0	2.33	1.8	0.33	9.0	7T	13C	4	6T	5	3T	15T
Mayo	30	3	4	2	3	0	13	22.3	2.0	1.7	0.50	1.3	0.00	9.0	5C	13C	4C	6C	3C	4C	13C
Arthur	21	6	1	1	3	3	14	16.5	2.8	0.5	0.33	1.0	1.50	8.0	7C	10C	2C	2C	6C	1C	14C
Battier	34	7	2	2	1	1	10	27.0	4.2	1.3	0.67	0.5	0.33	6.5	7	12	6	6	9	7	23
Vasquez	23	3	3	1	2	1	11	10.2	1.5	1.8	0.33	0.8	0.17	4.2	4C	8C	3C	4C	3C	3C	11C
Smith	3	1	1	0	0	0	4	2.5	0.5	0.5	0.00	0.0	0.00	2.0	2C	2C	0C	0C	1C	1C	4C
Powe	3	1	0	0	0	0	2	3.0	0.5	0.0	0.00	0.0	0.00	1.0	6	8	9	13	8	1	21
Haddadi	9	1	0	0	1	0	0	2.5	0.3	0.0	0.00	0.3	0.00	0.0	0C	1C	0C	0C	1C	0C	0C
GRIZZLIES	265	50	24	12	17	7	104	244.2	42.3	19.3	7.33	13.7	4.83	97.5	45	94	24	33C	50C	26	115
OPPONENTS	265	48	23	9	19	10	110	244.2	41.7	17.8	7.33	14.3	5.83	94.3	43	93	36T	49	53	28	123

# SAN ANTONIO SPURS 2011 FIRST ROUND VS. MEMPHIS

PLAYER	G	GS	MIN	FIELD GOALS			3-POINT FG			FREE THROWS			REBOUNDS			AST	PF	DQ	STL	TO	BLK	PTS	AVG
				FG	FGA	PCT	FG	FGA	PCT	FT	FTA	PCT	OFF	DEF	TOT								
Ginobili	5	5	174	31	70	.443	9	28	.321	32	41	.780	2	18	20	21	13	0	13	17	3	103	20.6
Parker	6	6	221	43	93	.462	1	8	.125	31	41	.756	1	15	16	31	10	0	8	20	2	118	19.7
Duncan	6	6	212	33	69	.478	0	0	---	10	16	.625	16	47	63	16	17	1	3	18	15	76	12.7
Hill	6	1	189	20	50	.400	4	15	.267	26	30	.867	5	25	30	14	15	1	9	8	2	70	11.7
Neal	6	0	111	17	46	.370	5	19	.263	7	7	1.000	2	16	18	5	11	0	1	2	1	46	7.7
Splitter	3	0	50	10	16	.625	0	0	---	0	3	.000	7	7	14	1	4	0	3	2	1	20	6.7
Jefferson	6	6	176	12	31	.387	6	17	.353	9	11	.818	2	23	25	5	13	0	3	6	3	39	6.5
Bonner	6	0	123	12	25	.480	6	18	.333	8	10	.800	7	12	19	2	18	0	1	1	1	38	6.3
McDyess	6	6	145	15	36	.417	0	0	---	4	7	.571	10	20	30	8	21	0	2	7	5	34	5.7
Blair	4	0	50	7	21	.333	0	0	---	3	5	.600	9	4	13	2	6	0	0	2	1	17	4.3
Green	4	0	7	2	6	.333	1	4	.250	0	0	---	0	1	1	2	1	0	1	1	1	5	1.3
Novak	1	0	6	0	0	---	0	0	---	0	0	---	0	1	1	0	0	0	0	0	0	0	0.0
SPURS	6	--	1465	202	463	.436	32	109	.294	130	171	.760	61	189	250	107	129	2	44	86	35	566	94.3
GRIZZLIES	6	--	1465	225	474	.475	22	66	.333	113	156	.724	57	197	254	116	147	2	44	82	29	585	97.5

PLAYER	SINGLE-GAME HIGHS							AVERAGE PER GAME							CAREER HIGHS (C=SET, T=TIED THIS SERIES)						
	MIN	REB	AST	ST	TO	BL	PTS	MIN	REB	AST	STL	TO	BLK	PTS	FG	FGA	FT	FTA	REB	AST	PTS
Ginobili	42	7	6	4	6	2	33	34.8	4.0	4.2	2.60	3.4	0.60	20.6	11	24	15	17	11	11	39
Parker	44	5	9	3	7	1	24	36.8	2.7	5.2	1.33	3.3	0.33	19.7	18	29	13	16T	10	14	43
Duncan	40	13	6	1	5	5	16	35.3	10.5	2.7	0.50	3.0	2.50	12.7	16	30	19	23	25	11	41
Hill	41	7	4	4	2	1	16	31.5	5.0	2.3	1.50	1.3	0.33	11.7	11	16	11C	13C	7C	4C	29
Neal	25	5	2	1	1	1	11	18.5	3.0	0.8	0.17	0.3	0.17	7.7	4C	12C	4C	4C	5C	2C	11C
Splitter	22	9	1	2	1	1	10	16.7	4.7	0.3	1.00	0.7	0.33	6.7	5C	9C	0C	2C	9C	1C	10C
Jefferson	37	6	2	1	2	1	16	29.3	4.2	0.8	0.50	1.0	0.50	6.5	13	22	13	18	16	10	33
Bonner	24	5	1	1	1	1	12	20.5	3.2	0.3	0.17	0.2	0.17	6.3	5	9	6C	6C	7	1T	14
McDyess	32	10	2	1	2	3	10	24.2	5.0	1.3	0.33	1.2	0.83	5.7	11	23	6	7	19	3	26
Blair	22	6	2	0	1	1	9	12.5	3.3	0.5	0.00	0.5	0.25	4.3	3T	9C	4	5	8	2C	9C
Green	6	1	2	1	1	1	3	1.8	0.3	0.5	0.25	0.3	0.25	1.3	1C	4C	0C	0C	1C	2C	3C
Novak	6	1	0	0	0	0	0	6.0	1.0	0.0	0.00	0.0	0.00	0.0	3	3	0T	0T	2	0T	8
SPURS	265	48	23	9	19	10	110	244.2	41.7	17.8	7.33	14.3	5.83	94.3	67	124	39	54	75	51	152
OPPONENTS	265	50	24	12	17	7	104	244.2	42.3	19.3	7.33	13.7	4.83	97.5	58	111	49	51	63	40	141

INFO

PLAYERS

OWNERSHIP

FRONT OFFICE

MEDIA

COMMUNITY

HISTORY

PLAYOFFS

REVIEW

OPPONENTS

NBA

FEDERATION

AT A GLANCE



# PLAYOFFS

## MEMPHIS GRIZZLIES 2011 WESTERN CONFERENCE SEMIFINALS VS. OKLAHOMA CITY

PLAYER	G	GS	MIN	FIELD GOALS			3-POINT FG			FREE THROWS			REBOUNDS		AST	PF	DQ	STL	TO	BLK	PTS	AVG	
				FG	FGA	PCT	FG	FGA	PCT	FT	FTA	PCT	OFF	DEF									TOT
Randolph	7	7	292	52	128	.406	1	3	.333	55	67	.821	32	54	86	11	24	0	6	15	7	160	22.9
Conley	7	7	277	39	102	.382	9	25	.360	24	27	.889	4	19	23	46	18	1	9	17	2	111	15.9
Gasol	7	7	276	40	81	.494	0	2	.000	30	41	.732	21	51	72	16	21	0	11	13	19	110	15.7
Mayo	7	2	229	34	85	.400	12	33	.364	13	15	.867	9	20	29	21	22	1	8	9	4	93	13.3
Allen	7	7	190	22	54	.407	1	4	.250	15	24	.625	10	12	22	8	25	0	11	13	3	60	8.6
Arthur	7	0	102	17	45	.378	1	1	1.000	9	12	.750	6	6	12	4	18	0	5	6	3	44	6.3
Young	7	5	123	19	49	.388	0	4	.000	1	2	.500	5	9	14	1	8	0	3	3	1	39	5.6
Battier	7	0	177	14	36	.389	2	12	.167	3	5	.600	12	15	27	7	14	0	3	3	4	33	4.7
Vasquez	7	0	80	11	25	.440	2	6	.333	7	7	1.000	2	8	10	14	6	0	3	4	1	31	4.4
Powe	2	0	8	1	3	.333	0	0	---	3	4	.750	1	2	3	0	0	0	0	0	0	5	2.5
Haddadi	5	0	21	3	9	.333	0	1	.000	5	6	.833	3	4	7	0	4	0	0	1	5	11	2.2
Smith	3	0	5	0	1	.000	0	0	---	0	0	---	0	1	1	1	0	0	1	1	0	0	0.0
GRIZZLIES	7	--	1780	252	618	.408	28	91	.308	165	210	.786	105	201	306	129	160	2	60	88	49	697	99.6
THUNDER	7	--	1780	255	567	.450	47	146	.322	168	206	.816	92	226	318	130	179	3	50	113	53	725	103.6

PLAYER	SINGLE-GAME HIGHS							AVERAGE PER GAME							CAREER HIGHS (G=SET, T=TIED THIS SERIES)						
	MIN	REB	AST	ST	TO	BLK	PTS	MIN	REB	AST	STL	TO	BLK	PTS	FG	FGA	FT	FTA	REB	AST	PTS
Randolph	56	21	3	3	5	2	34	41.7	12.3	1.6	0.86	2.1	1.00	22.9	12T	25C	16C	17C	21C	6	34C
Conley	47	5	12	2	4	1	24	39.6	3.3	6.6	1.29	2.4	0.29	15.9	10C	20	11C	12C	7	12C	24C
Gasol	57	21	4	3	6	5	26	39.4	10.3	2.3	1.57	1.9	2.71	15.7	11C	20C	8T	12C	21C	4C	26C
Mayo	42	6	5	4	3	2	18	32.7	4.1	3.0	1.14	1.3	0.57	13.3	7C	18C	4T	6	6C	5C	18C
Allen	33	5	2	4	4	1	10	27.1	3.1	1.1	1.57	1.9	0.43	8.6	7	13T	6C	10C	5T	3	15
Arthur	20	4	2	2	3	1	9	14.6	1.7	0.6	0.71	0.9	0.43	6.3	7	10	3C	4C	6	2C	14
Young	26	4	1	1	2	1	12	17.6	2.0	0.1	0.43	0.4	0.14	5.6	7	13	3	4	6	1T	18
Battier	39	5	3	2	1	2	11	25.3	3.9	1.0	0.43	0.4	0.57	4.7	7	12	6	6	9	7	23
Vasquez	27	4	3	2	2	1	14	11.4	1.4	2.0	0.43	0.6	0.14	4.4	4T	12C	5C	5C	4C	3T	14C
Powe	6	2	0	0	0	0	3	4.0	1.5	0.0	0.00	0.0	0.00	2.5	6	8	9	13	8	1	21
Haddadi	7	2	0	0	1	2	5	4.2	1.4	0.0	0.00	0.2	1.00	2.2	2C	4C	5C	6C	2C	0T	5C
Smith	4	1	1	1	1	0	0	1.7	0.3	0.3	0.33	0.3	0.00	0.0	2	2	0T	0T	1T	1T	4
GRIZZLIES	315	55	24	11	19	9	123	254.3	43.7	18.4	8.57	12.6	7.00	99.6	45	111C	37C	44C	55C	26	123C
OPPONENTS	315	54	25	11	18	11	133	254.3	45.4	18.6	7.14	16.1	7.57	103.6	43T	95C	42C	50C	54C	28	133C

## OKLAHOMA CITY THUNDER 2011 WESTERN CONFERENCE SEMIFINALS VS. MEMPHIS

PLAYER	G	GS	MIN	FIELD GOALS			3-POINT FG			FREE THROWS			REBOUNDS		AST	PF	DQ	STL	TO	BLK	PTS	AVG	
				FG	FGA	PCT	FG	FGA	PCT	FT	FTA	PCT	OFF	DEF									
Durant	7	7	290	61	136	.449	14	42	.333	49	61	.803	7	57	64	10	19	0	5	16	7	185	26.4
Westbrook	7	7	262	59	142	.415	5	15	.333	45	50	.900	13	24	37	53	24	1	12	34	3	168	24.0
Harden	7	0	226	30	62	.484	10	34	.294	27	31	.871	5	28	33	29	17	0	9	13	7	97	13.9
Ibaka	7	7	186	28	56	.500	0	0	---	8	11	.727	17	20	37	1	30	0	1	6	19	64	9.1
Collison	7	0	177	18	32	.563	0	0	---	9	11	.818	16	27	43	4	26	0	8	4	6	45	6.4
Cook	7	0	96	12	32	.375	8	26	.308	4	4	1.000	1	12	13	1	7	0	1	4	0	36	5.1
Maynor	7	0	94	10	30	.333	5	11	.455	8	10	.800	4	6	10	20	7	0	6	8	0	33	4.7
Perkins	7	7	214	11	25	.440	0	0	---	7	13	.538	19	26	45	5	27	2	2	12	5	29	4.1
Robinson	2	0	6	2	4	.500	2	4	.500	2	2	1.000	0	0	0	1	1	0	0	0	0	8	4.0
Sefolosha	7	7	136	11	25	.440	1	12	.083	5	5	1.000	4	12	16	5	7	0	3	10	2	28	4.0
Mohammed	7	0	86	11	21	.524	0	0	---	4	8	.500	6	13	19	0	14	0	3	3	4	26	3.7
Ivey	2	0	6	2	2	1.000	2	2	1.000	0	0	---	0	1	1	1	0	0	0	0	0	6	3.0
THUNDER	7	--	1780	255	567	.450	47	146	.322	168	206	.816	92	226	318	130	179	3	50	113	53	725	103.6
GRIZZLIES	7	--	1780	252	618	.408	28	91	.308	165	210	.786	105	201	306	129	160	2	60	88	49	697	99.6

PLAYER	SINGLE-GAME HIGHS							AVERAGE PER GAME							CAREER HIGHS (G=SET, T=TIED THIS SERIES)									
	MIN	REB	AST	ST	TO	BLK	PTS	MIN	REB	AST	STL	TO	BLK	PTS	FG	FGA	FT	FTA	REB	AST	PTS			
Durant	57	13	3	4	5	3	39	41.4	9.1	1.4	0.71	2.3	1.00	26.4	14	27	18	19	19	6	41			
Westbrook	51	10	14	3	7	2	40	37.4	5.3	7.6	1.71	4.9	0.43	24.0	15C	33C	14	18	10C	14C	40C			
Harden	49	7	7	4	3	3	21	32.3	4.7	4.1	1.29	1.9	1.00	13.9	7	11T	11C	11C	9	7C	23			
Ibaka	43	11	1	1	3	6	16	26.6	5.3	0.1	0.14	0.9	2.71	9.1	8	15	10	10	16	2	22			
Collison	35	12	1	2	2	3	9	25.3	6.1	0.6	0.14	0.6	0.86	6.4	6	9	3T	7	12T	3	15			
Cook	24	5	1	1	2	0	18	13.7	1.9	0.1	0.14	0.6	0.00	5.1	7	12	2T	2T	5T	2	20			
Maynor	23	2	9	3	2	0	15	13.4	1.4	2.9	0.86	1.1	0.00	4.7	6C	9	6	7	3	9C	15C			
Perkins	35	13	2	1	3	2	6	30.6	6.4	0.7	0.29	1.7	0.71	4.1	8	13	6	9	19	4	18			
Robinson	4	0	1	0	0	0	5	3.0	0.0	0.5	0.00	0.0	0.00	4.0	4	10	3	4	4	4	13			
Sefolosha	28	6	2	2	3	1	6	19.4	2.3	0.7	0.43	1.4	0.29	4.0	6	10	5	8	8	3	12			
Mohammed	22	6	0	2	1	2	10	12.3	2.7	0.0	0.43	0.4	0.57	3.7	8	11	8	10	15	1	19			
Ivey	4	1	1	0	0	0	3	3.0	0.5	0.5	0.00	0.0	0.00	3.0	2	3	2	2	2	1T	5			
THUNDER	315	54	25	11	18	11	133	254.3	45.4	18.6	7.14	16.1	7.57	103.6	52	107	47	62	71	38	133C			
OPPONENTS	315	55	24	11	19	9	123	254.3	43.7	18.4	8.57	12.6	7.00	99.6	59	114	57	64	69	36	151			



## MEMPHIS GRIZZLIES 2006 FIRST ROUND VS. DALLAS

PLAYER	G	GS	MIN	FIELD GOALS			3-POINT FG			FREE THROWS			REBOUNDS			AST	PF	DQ	STL	TO	BLK	PTS	AVG
				FG	FGA	PCT	FG	FGA	PCT	FT	FTA	PCT	OFF	DEF	TOT								
Gasol	4	4	158	29	67	.433	0	1	.000	23	30	.767	4	23	27	12	11	0	2	11	5	81	20.3
E. Jones	4	3	119	14	29	.483	3	7	.429	10	15	.667	8	3	11	10	10	0	3	1	1	41	10.3
Atkins	4	4	103	15	37	.405	4	11	.364	5	8	.625	0	3	3	12	15	1	2	4	0	39	9.8
Miller	4	1	107	12	30	.400	1	8	.125	9	9	1.000	1	14	15	7	11	0	2	8	2	34	8.5
Jackson	4	0	100	12	29	.414	4	11	.364	5	7	.714	0	8	8	5	7	0	1	14	0	33	8.3
Wright	4	0	86	11	18	.611	0	0	---	7	10	.700	11	9	20	3	9	0	0	5	4	29	7.3
Warrick	3	1	43	4	16	.250	0	1	.000	12	14	.857	1	6	7	0	7	0	1	4	0	20	6.7
Battier	4	4	129	10	20	.500	2	7	.286	2	6	.333	7	16	23	2	16	0	4	8	2	24	6.0
D. Jones	4	0	46	5	7	.714	0	0	---	7	10	.700	1	6	7	0	7	0	1	2	0	17	4.3
Tsakalidis	4	3	59	6	10	.600	0	0	---	1	2	.500	4	7	11	2	13	0	1	7	1	13	3.3
Burks	2	0	13	1	1	1.000	0	0	---	1	2	.500	0	1	1	2	2	0	1	0	0	3	1.5
Cardinal	3	0	22	1	2	.500	1	2	.500	0	0	---	1	3	4	1	2	0	1	0	0	3	1.0
GRIZZLIES	4	--	985	120	266	.451	15	48	.313	82	113	.726	33	104	137	56	110	1	19	64	15	337	84.3
MAVERICKS	4	--	985	139	307	.453	21	59	.356	94	110	.855	55	117	172	73	112	0	27	51	18	393	98.3

PLAYER	SINGLE-GAME HIGHS							AVERAGE PER GAME							CAREER HIGHS (C=SET, T=TIED THIS SERIES)						
	MIN	REB	AST	ST	TO	BL	PTS	MIN	REB	AST	STL	TO	BLK	PTS	FG	FGA	FT	FTA	REB	AST	PTS
Gasol	41	7	5	1	4	2	25	39.5	6.8	3.0	0.50	2.8	1.25	20.3	13	26	8T	11C	16	5T	28
E. Jones	48	6	5	2	1	1	16	29.8	2.8	2.5	0.75	0.3	0.25	10.3	12	21	10	14	11	8	32
Atkins	36	2	4	1	2	0	20	25.8	0.8	3.0	0.50	1.0	0.00	9.8	8T	17	9	9	7	8	23
Miller	38	5	2	1	3	2	10	26.8	3.8	1.8	0.50	2.0	0.50	8.5	9	18	5C	5C	6	5	22
Jackson	33	4	4	1	5	0	12	25.0	2.0	1.3	0.25	3.5	0.00	8.3	10	20	5	8	11	6	26
Wright	40	10	2	0	2	3	10	21.5	5.0	0.8	0.00	1.3	1.00	7.3	7	13	5	5	10C	3	17
Warrick	18	4	0	1	2	0	11	14.3	2.3	0.0	0.33	1.3	0.00	6.7	2C	7C	7C	8C	4C	0C	11C
Battier	43	7	1	3	4	2	10	32.3	5.8	0.5	1.00	2.0	0.50	6.0	4T	9	2	4	9	3	10T
D. Jones	20	3	0	1	1	0	8	11.5	1.8	0.0	0.25	0.5	0.00	4.3	5	10	3C	6C	5	1	14
Tsakalidis	27	8	2	1	2	1	11	14.8	2.8	0.5	0.25	1.8	0.25	3.3	5C	8C	2	2T	12	2C	11T
Burks	8	1	1	1	0	0	3	6.5	0.5	1.0	0.50	0.0	0.00	1.5	1C	1C	1C	2C	1C	1T	3C
Cardinal	10	3	1	1	0	0	3	7.3	1.3	0.3	0.33	0.0	0.00	1.0	4	12	5	7	6	1T	13
GRIZZLIES	265	42	16	8	20	5	93	246.3	34.3	14.0	4.75	16.0	3.75	84.3	45	94	24	30C	46	26	115
OPPONENTS	265	50	21	12	14	6	103	246.3	43.0	18.3	6.75	12.8	4.50	98.3	43	93	36	49	53	28	123

## DALLAS MAVERICKS 2006 FIRST ROUND VS. MEMPHIS

PLAYER	G	GS	MIN	FIELD GOALS			3-POINT FG			FREE THROWS			REBOUNDS			AST	PF	DQ	STL	TO	BLK	PTS	AVG
				FG	FGA	PCT	FG	FGA	PCT	FT	FTA	PCT	OFF	DEF	TOT								
Nowitzki	4	4	165	42	83	.506	8	19	.421	33	38	.868	6	25	31	12	12	0	3	5	2	125	31.3
Terry	4	4	147	26	62	.419	4	17	.235	14	16	.875	3	12	15	22	12	0	3	7	0	70	17.5
Howard	4	4	126	23	47	.489	6	12	.500	13	15	.867	4	18	22	7	16	0	4	7	1	65	16.3
Stackhouse	4	0	118	15	42	.357	2	9	.222	15	17	.882	4	6	10	8	11	0	2	8	0	47	11.8
Dampier	4	0	111	8	23	.348	0	0	---	10	12	.833	19	16	35	2	14	0	3	2	9	26	6.5
Griffin	4	4	100	10	18	.556	0	0	---	1	1	1.000	11	9	20	10	9	0	6	3	0	21	5.3
Daniels	3	0	57	6	12	.500	1	1	1.000	0	0	---	1	7	8	7	7	0	2	3	0	13	4.3
Harris	4	0	52	7	13	.538	0	0	---	3	5	.600	1	3	4	5	8	0	2	5	0	17	4.3
Mbenga	2	0	11	1	2	.500	0	0	---	2	2	1.000	1	4	5	0	3	0	0	2	1	4	2.0
Armstrong	2	0	6	0	2	.000	0	1	.000	2	2	1.000	0	2	2	0	1	0	0	1	0	2	1.0
Diop	4	4	77	1	2	.500	0	0	---	1	2	.500	5	15	20	0	16	0	2	4	5	3	0.8
Powell	2	0	14	0	1	.000	0	0	---	0	0	---	0	0	0	0	3	0	0	1	0	0	0.0
MAVERICKS	4	--	985	139	307	.453	21	59	.356	94	110	.855	55	117	172	73	112	0	27	51	18	393	98.3
GRIZZLIES	4	--	985	120	266	.451	15	48	.313	82	113	.726	33	104	137	56	110	1	19	64	15	337	84.3

PLAYER	SINGLE-GAME HIGHS							AVERAGE PER GAME							CAREER HIGHS (C=SET, T=TIED THIS SERIES)						
	MIN	REB	AST	ST	TO	BL	PTS	MIN	REB	AST	STL	TO	BLK	PTS	FG	FGA	FT	FTA	REB	AST	PTS
Nowitzki	48	11	5	2	2	1	36	41.3	7.8	3.0	0.75	1.3	0.50	31.3	16	28	21	24	21	9	46
Terry	46	6	9	1	3	0	22	36.8	3.8	5.5	0.75	1.8	0.00	17.5	13	25	12	12	9	9C	36
Howard	38	9	2	3	3	1	24	31.5	5.5	1.8	1.00	1.8	0.25	16.3	13	21	11	11	14	4	29
Stackhouse	34	5	5	1	3	0	19	29.5	2.5	2.0	0.50	2.0	0.00	11.8	11	22	11	13	11	8	31
Dampier	33	12	1	2	1	3	12	27.8	8.8	0.5	0.75	0.5	2.25	6.5	7	8T	4C	6C	14	2	15
Griffin	31	9	4	4	1	0	6	25.0	5.0	2.5	1.50	0.8	0.00	5.3	7	12	2	2	9C	4C	15
Daniels	26	4	3	2	2	0	13	19.0	2.7	2.3	0.67	1.0	0.00	4.3	10	20	6	7	11	5	22
Harris	19	1	3	2	3	0	7	13.0	1.0	1.3	0.50	1.3	0.00	4.3	7	14	10	11	6	6	24
Mbenga	7	3	0	0	1	1	2	5.5	2.5	0.0	0.00	1.0	0.50	2.0	1C	1T	2C	2C	3C	0T	2C
Armstrong	5	2	0	0	1	0	2	3.0	1.0	0.0	0.00	0.5	0.00	1.0	6	14	9	10	10	8	21
Diop	24	8	0	2	2	2	3	19.3	5.0	0.0	0.50	1.0	1.25	0.8	3	3	2	2T	8C	0T	8
Powell	10	0	0	0	1	0	0	7.0	0.0	0.0	0.00	0.5	0.00	0.0	0T	1T	0T	0T	0T	0T	0T
MAVERICKS	265	50	21	12	14	6	103	246.3	43.0	18.3	6.75	12.8	4.50	98.3	59	112	49	55	58	36	151
OPPONENTS	265	42	16	8	20	5	93	246.3	34.3	14.0	4.75	16.0	3.75	84.3	57	108	40	48	68	38	137

INFO

PLAYERS

OWNERSHIP

FRONT OFFICE

MEDIA

COMMUNITY

HISTORY

PLAYOFFS

REVIEW

OPPONENTS

NBA

FEDERATION

AT A GLANCE





# PLAYOFFS

## MEMPHIS GRIZZLIES 2005 FIRST ROUND VS. PHOENIX

PLAYER	G	GS	MIN	FIELD GOALS			3-POINT FG			FREE THROWS			REBOUNDS			AST	PF	DQ	STL	TO	BLK	PTS	AVG
				FG	FGA	PCT	FG	FGA	PCT	FT	FTA	PCT	OFF	DEF	TOT								
Gasol	4	4	133	39	80	.488	1	1	1.000	6	12	.500	15	15	30	10	12	0	2	7	7	85	21.3
Williams	4	4	114	28	53	.528	10	21	.476	2	2	1.000	1	8	9	21	7	0	6	8	0	68	17.0
Miller	4	4	110	18	37	.486	8	17	.471	4	4	1.000	0	10	10	11	7	0	0	5	3	48	12.0
Posey	4	0	100	11	25	.440	7	15	.467	10	13	.769	1	12	13	4	14	0	2	5	1	39	9.8
Swift	3	0	48	12	20	.600	0	0	---	4	7	.571	7	7	14	1	3	0	1	2	0	28	9.3
Wright	4	4	85	16	28	.571	0	0	---	1	2	.500	6	14	20	9	10	0	1	2	1	33	8.3
Jones	3	0	71	8	21	.381	3	5	.600	3	4	.750	2	7	9	1	8	0	1	2	0	22	7.3
Battier	4	4	119	13	31	.419	1	7	.143	2	5	.400	10	17	27	6	14	0	2	4	4	29	7.3
Wells	2	0	25	4	9	.444	0	0	---	6	6	1.000	0	4	4	3	1	0	2	1	1	14	7.0
Cardinal	4	0	78	9	23	.391	0	4	.000	8	11	.727	2	10	12	2	11	0	3	1	0	26	6.5
Watson	4	0	74	8	24	.333	1	9	.111	2	2	1.000	3	7	10	15	11	0	3	2	1	19	4.8
Burks	1	0	3	0	0	---	0	0	---	0	0	---	0	0	0	1	0	0	0	0	0	0	0.0
GRIZZLIES	4	--	960	166	351	.473	31	79	.392	48	68	.706	47	111	158	84	98	0	23	43	18	411	102.8
SUNS	4	--	960	159	316	.503	42	92	.457	95	128	.742	42	130	172	95	70	0	19	44	31	455	113.8

PLAYER	SINGLE-GAME HIGHS							AVERAGE PER GAME							CAREER HIGHS (C=SET, T=TIED THIS SERIES)										
	MIN	REB	AST	ST	TO	BL	PTS	MIN	REB	AST	STL	TO	BLK	PTS	FG	FGA	FT	FTA	REB	AST	PTS	FG	FGA	FT	FTA
Gasol	39	16	5	1	2	4	28	33.3	7.5	2.5	0.50	1.8	1.75	21.3	13C	26C	8	8	16C	5C	28C	13C	26C	8	8
Williams	31	4	8	2	3	0	21	28.5	2.3	5.3	1.50	2.0	0.00	17.0	9C	16	5	5	8	8T	21C	9C	16	5	5
Miller	33	3	5	0	2	2	19	27.5	2.5	2.8	0.00	1.3	0.75	12.0	9	18	4	4	6	5T	22	9	18	4	4
Posey	28	5	2	2	3	1	12	25.0	3.3	1.0	0.50	1.3	0.25	9.8	6	13	8	8	11	2T	20	6	13	8	8
Swift	22	8	1	1	1	0	13	16.0	4.7	0.3	0.33	0.7	0.00	9.3	6C	9T	4	4T	8C	1T	13C	6C	9T	4	4T
Wright	30	8	3	1	1	1	14	21.3	5.0	2.3	0.25	0.5	0.25	8.3	7C	13	5	5	9	3C	17	7C	13	5	5
Jones	34	5	1	1	2	0	14	23.7	3.0	0.3	0.33	0.7	0.00	7.3	5C	10C	2C	2C	5C	1C	14C	5C	10C	2C	2C
Battier	36	9	3	2	2	2	10	29.8	6.8	1.5	0.50	1.0	1.00	7.3	4C	9C	2T	4C	9C	3C	10C	4C	9C	2T	4C
Wells	16	2	3	2	1	1	8	12.5	2.0	1.5	1.00	0.5	0.50	7.0	16	24	9	12	10	7	45	16	24	9	12
Cardinal	33	6	1	3	1	0	13	19.5	3.0	0.5	0.75	0.3	0.00	6.5	4C	12C	5C	7C	6C	1C	13C	4C	12C	5C	7C
Watson	20	4	5	1	1	1	11	18.5	2.5	3.8	0.75	0.5	0.25	4.8	5	9	3	3	4T	5C	13	5	9	3	3
Burks	3	0	1	0	0	0	0	3.0	0.0	1.0	0.00	0.0	0.00	0.0	0C	0C	0C	0C	0C	1C	0C	0C	0C	0C	0C
GRIZZLIES	240	46	26	9	13	8	115	240.0	39.5	21.0	5.75	10.8	4.50	102.8	45C	94C	24	28	46C	26C	115C	45C	94C	24	28
OPPONENTS	240	49	28	6	20	10	123	240.0	43.0	23.8	4.75	11.0	7.75	113.8	43C	93C	36C	49C	53	28C	123C	43C	93C	36C	49C

## PHOENIX SUNS 2005 FIRST ROUND VS. MEMPHIS

PLAYER	G	GS	MIN	FIELD GOALS			3-POINT FG			FREE THROWS			REBOUNDS			AST	PF	DQ	STL	TO	BLK	PTS	AVG
				FG	FGA	PCT	FG	FGA	PCT	FT	FTA	PCT	OFF	DEF	TOT								
Stoudemire	4	4	148	27	54	.500	0	0	---	37	50	.740	7	29	36	7	17	0	4	9	10	91	22.8
Marion	4	4	164	36	65	.554	5	13	.385	8	13	.615	12	38	50	10	12	0	5	8	9	85	21.3
Johnson	4	4	171	29	54	.537	9	17	.529	14	19	.737	5	17	22	14	7	0	2	3	2	81	20.3
Nash	4	4	149	20	46	.435	6	14	.429	14	16	.875	2	12	14	45	7	0	2	16	0	60	15.0
Richardson	4	4	145	19	45	.422	10	24	.417	12	17	.706	6	13	19	7	10	0	6	3	2	60	15.0
Jackson	4	0	85	15	31	.484	10	20	.500	4	5	.800	3	8	11	7	7	0	0	1	1	44	11.0
Hunter	4	0	69	11	17	.647	0	0	---	6	8	.750	5	10	15	2	8	0	0	2	7	28	7.0
McCarty	1	0	3	1	1	1.000	1	1	1.000	0	0	---	0	0	0	0	1	0	0	0	0	3	3.0
Barbosa	4	0	26	1	3	.333	1	3	.333	0	0	---	2	3	5	3	1	0	0	1	0	3	0.8
SUNS	4	--	960	159	316	.503	42	92	.457	95	128	.742	42	130	172	95	70	0	19	44	31	455	113.8
OPPONENTS	4	--	960	166	351	.473	31	79	.392	48	68	.706	47	111	158	84	98	0	23	43	18	411	102.8

PLAYER	SINGLE-GAME HIGHS							AVERAGE PER GAME							CAREER HIGHS (C=SET, T=TIED THIS SERIES)						
	MIN	REB	AST	ST	TO	BL	PTS	MIN	REB	AST	STL	TO	BLK	PTS	FG	FGA	FT	FTA	REB	AST	PTS
Stoudemire	41	10	3	1	4	5	34	37.0	9.0	1.8	1.00	2.3	2.50	22.8	11.7	2.3	5.5	1.30	2.9	3.24	29.5
Marion	43	13	4	3	4	4	26	41.0	12.5	2.5	1.25	2.0	2.25	21.3	14.6	2.9	3.5	1.46	2.3	2.63	24.9
Johnson	45	8	6	1	3	1	25	42.8	5.5	3.5	0.50	0.8	0.50	20.3	6.2	3.9	2.0	0.56	0.8	0.56	22.7
Nash	41	5	15	1	7	0	24	37.3	3.5	11.3	0.50	4.0	0.00	15.0	4.5	14.5	2.3	0.64	5.2	0.00	19.3
Richardson	39	5	3	2	2	1	22	36.3	4.8	1.8	1.50	0.8	0.50	15.0	6.3	2.3	3.3	1.99	1.0	0.66	19.9
Jackson	27	4	3	0	1	1	19	21.3	2.8	1.8	0.00	0.3	0.25	11.0	6.2	4.0	4.0	0.00	0.6	0.56	24.8
Hunter	20	6	1	0	1	2	16	17.3	3.8	0.5	0.00	0.5	1.75	7.0	10.4	1.4	5.6	0.00	1.4	4.87	19.5
McCarty	3	0	0	0	0	0	3	3.0	0.0	0.0	0.00	0.0	0.00	3.0	0.0	0.0	16.0	0.00	0.00	48.0	
Barbosa	12	2	1	0	1	0	3	6.5	1.3	0.8	0.00	0.3	0.00	0.8	9.2	5.5	1.8	0.00	1.8	0.00	5.5
SUNS	240	49	28	6	20	10	123	240.0	43.0	23.8	4.75	11.0	7.75	113.8	43.0	23.8	17.5	4.75	11.0	7.75	113.8
OPPONENTS	240	46	26	9	13	8	115	240.0	39.5	21.0	5.75	10.8	4.50	102.8	39.5	21.0	24.5	5.75	10.8	4.50	102.8



# MEMPHIS GRIZZLIES 2004 FIRST ROUND VS. SAN ANTONIO

PLAYER	G	GS	MIN	FIELD GOALS			3-POINT FG			FREE THROWS			REBOUNDS			AST	PF	DQ	STL	TO	BLK	PTS	AVG
				FG	FGA	PCT	FG	FGA	PCT	FT	FTA	PCT	OFF	DEF	TOT								
Gasol	4	4	134	28	49	.571	0	0	---	18	20	.900	4	16	20	10	10	0	4	5	6	74	18.5
Posey	4	4	130	15	37	.405	1	6	.167	19	21	.905	8	14	22	4	13	0	9	6	2	50	12.5
Wells	4	0	94	19	37	.514	0	1	.000	9	14	.643	2	10	12	4	8	0	4	9	1	47	11.8
Williams	4	4	130	15	46	.326	6	21	.286	7	7	1.000	1	8	9	18	10	0	2	7	0	43	10.8
Miller	4	4	98	12	34	.353	5	13	.385	1	3	.333	0	12	12	3	4	0	5	5	0	30	7.5
Swift	4	0	74	9	26	.346	0	0	---	6	8	.750	6	13	19	3	6	0	3	3	6	24	6.0
Wright	4	4	100	10	23	.435	0	0	---	2	6	.333	5	12	17	2	15	0	4	5	2	22	5.5
Battier	4	0	69	6	15	.400	3	7	.429	4	6	.667	6	6	12	1	17	0	0	4	1	19	4.8
Watson	4	0	62	8	15	.533	0	3	.000	3	3	1.000	4	5	9	7	8	0	5	6	0	19	4.8
Tsakalidis	1	0	3	0	0	---	0	0	---	2	2	1.000	0	0	0	0	0	0	0	3	0	2	2.0
Humphrey	3	0	5	1	1	1.000	0	0	---	0	0	---	1	1	2	0	0	0	0	0	0	2	0.7
Outlaw	4	0	61	0	7	.000	0	0	---	2	4	.500	1	3	4	6	9	0	2	3	2	2	0.5
GRIZZLIES	4	--	960	123	290	.424	15	51	.294	73	94	.777	38	100	138	58	100	0	38	57	20	334	83.5
SPURS	4	--	960	146	288	.507	31	65	.477	67	101	.663	46	122	168	87	81	0	30	65	25	390	97.5

PLAYER	SINGLE-GAME HIGHS							AVERAGE PER GAME							CAREER HIGHS (C=SET, T=TIED THIS SERIES)						
	MIN	REB	AST	ST	TO	BL	PTS	MIN	REB	AST	STL	TO	BLK	PTS	FG	FGA	FT	FTA	REB	AST	PTS
Gasol	37	11	3	2	3	2	22	33.5	5.0	2.5	1.00	1.3	1.50	18.5	10C	15C	8C	8C	11C	3C	22C
Posey	38	11	2	3	3	1	20	32.5	5.5	1.0	2.25	1.5	0.50	12.5	6C	13C	8C	8C	11C	2C	20C
Wells	26	5	2	4	4	1	16	23.5	3.0	1.0	1.00	2.3	0.25	11.8	16	24	9	12	10	7	45
Williams	35	4	8	1	4	0	16	32.5	2.3	4.5	0.50	1.8	0.00	10.8	8	16	5C	5C	8	8C	20
Miller	27	5	1	2	2	0	12	24.5	3.0	0.8	1.25	1.3	0.00	7.5	9	18	4	4	6	5	22
Swift	22	7	1	2	3	3	9	18.5	4.8	0.8	0.75	0.8	1.50	6.0	4C	9C	4C	4C	7C	1C	9C
Wright	28	6	1	2	2	2	8	25.0	4.3	0.5	1.00	1.3	0.50	5.5	6	13	5	5	9	1T	17
Battier	21	4	1	0	2	1	6	17.3	3.0	0.3	0.00	1.0	0.25	4.8	2C	5C	2C	2C	4C	1C	6C
Watson	21	4	3	2	2	0	13	15.5	2.3	1.8	1.25	1.5	0.00	4.8	5C	9C	3C	3C	4C	3C	13C
Tsakalidis	3	0	0	0	3	0	2	3.0	0.0	0.0	0.00	3.0	0.00	2.0	3	6	2C	2C	12	0T	6
Humphrey	3	2	0	0	0	0	2	1.7	0.7	0.0	0.00	0.0	0.00	0.7	1C	1C	0C	0C	2C	0C	2C
Outlaw	22	2	4	2	2	1	1	15.3	1.0	1.5	0.50	0.8	0.50	0.5	8	10	3	6	14	4C	17
GRIZZLIES	240	38	19	12	20	8	97	240.0	34.5	14.5	9.50	14.3	5.00	83.5	38C	78C	24C	28C	38C	19C	97C
OPPONENTS	240	53	26	9	18	8	110	240.0	42.0	21.8	7.50	16.3	6.25	97.5	41C	77C	25C	34C	53C	26C	110C

# SAN ANTONIO SPURS 2004 FIRST ROUND VS. MEMPHIS

PLAYER	G	GS	MIN	FIELD GOALS			3-POINT FG			FREE THROWS			REBOUNDS			AST	PF	DQ	STL	TO	BLK	PTS	AVG
				FG	FGA	PCT	FG	FGA	PCT	FT	FTA	PCT	OFF	DEF	TOT								
Duncan	4	4	154	40	68	.588	0	0	---	17	30	.567	10	30	40	12	13	0	2	14	10	97	24.3
Parker	4	4	148	29	55	.527	11	16	.688	15	22	.682	0	8	8	34	4	0	3	13	0	84	21.0
Horry	4	0	100	16	26	.615	6	10	.600	6	6	1.000	14	19	33	5	14	0	3	4	2	44	11.0
Ginobili	4	0	107	11	30	.367	2	12	.167	18	21	.857	4	12	16	9	9	0	6	10	1	42	10.5
Turkoglu	4	4	133	13	31	.419	6	14	.429	8	12	.667	2	21	23	8	9	0	5	9	1	40	10.0
Bowen	4	4	129	13	28	.464	4	10	.400	2	8	.250	3	12	15	7	11	0	1	4	2	32	8.0
Nesterovic	4	4	93	11	21	.524	0	0	---	0	0	---	9	15	24	6	13	0	1	2	7	22	5.5
Hart	4	0	41	8	14	.571	0	0	---	0	0	---	0	2	2	1	4	0	4	1	0	16	4.0
Ward	3	0	7	2	2	1.000	2	2	1.000	0	0	---	0	0	0	1	0	0	1	1	0	6	2.0
Rose	4	0	31	2	7	.286	0	0	---	0	0	---	4	1	5	3	4	0	3	7	2	4	1.0
Willis	3	0	6	1	2	.500	0	0	---	0	0	---	0	1	1	0	0	0	1	0	0	2	0.7
Brown	3	0	11	0	4	.000	0	1	.000	1	2	.500	0	1	1	1	0	0	0	0	0	1	0.3
SPURS	4	--	960	146	288	.507	31	65	.477	67	101	.663	46	122	168	87	81	0	30	65	25	390	97.5
OPPONENTS	4	--	960	123	290	.424	15	51	.294	73	94	.777	38	100	138	58	100	0	38	57	20	334	83.5

PLAYER	SINGLE-GAME HIGHS							AVERAGE PER GAME							CAREER HIGHS (C=SET, T=TIED THIS SERIES)						
	MIN	REB	AST	ST	TO	BL	PTS	MIN	REB	AST	STL	TO	BLK	PTS	FG	FGA	FT	FTA	REB	AST	PTS
Duncan	41	13	3	1	6	5	26	38.5	10.0	3.0	0.50	3.5	2.50	24.3	12.5	3.7	4.1	0.62	4.4	3.12	30.2
Parker	40	3	13	2	4	0	29	37.0	2.0	8.5	0.75	3.3	0.00	21.0	2.6	11.0	1.3	0.97	4.2	0.00	27.2
Horry	29	12	2	3	2	1	14	25.0	8.3	1.3	0.75	1.0	0.50	11.0	15.8	2.4	6.7	1.44	1.9	0.96	21.1
Ginobili	29	7	4	2	3	1	15	26.8	4.0	2.3	1.50	2.5	0.25	10.5	7.2	4.0	4.0	2.69	4.5	0.45	18.8
Turkoglu	34	7	3	3	5	1	18	33.3	5.8	2.0	1.25	2.3	0.25	10.0	8.3	2.9	3.2	1.80	3.2	0.36	14.4
Bowen	34	5	3	1	3	1	10	32.3	3.8	1.8	0.25	1.0	0.50	8.0	5.6	2.6	4.1	0.37	1.5	0.74	11.9
Nesterovic	27	7	3	1	2	3	8	23.3	6.0	1.5	0.25	0.5	1.75	5.5	12.4	3.1	6.7	0.52	1.0	3.61	11.4
Hart	17	2	1	2	1	0	6	10.3	0.5	0.3	1.00	0.3	0.00	4.0	2.3	1.2	4.7	4.68	1.2	0.00	18.7
Ward	4	0	1	1	1	0	6	2.3	0.0	0.3	0.33	0.3	0.00	2.0	0.0	6.9	0.00	6.86	6.9	0.00	41.1
Rose	15	5	3	2	3	2	4	7.8	1.3	0.8	0.75	1.8	0.50	1.0	7.7	4.6	6.2	4.65	10.8	3.10	6.2
Willis	3	1	0	1	0	0	2	2.0	0.3	0.0	0.33	0.0	0.00	0.7	8.0	0.0	0.00	8.00	0.00	0.00	16.0
Brown	5	1	1	0	0	0	1	3.7	0.3	0.3	0.00	0.0	0.00	0.3	4.4	4.4	0.00	0.00	0.00	0.00	4.4
SPURS	240	53	26	9	18	8	110	240.0	42.0	21.8	7.50	16.3	6.25	97.5	42.0	21.8	20.3	7.50	16.3	6.25	97.5
OPPONENTS	240	38	19	12	20	8	97	240.0	34.5	14.5	9.50	14.3	5.00	83.5	34.5	14.5	25.0	9.50	14.3	5.00	83.5

INFO

PLAYERS

OWNERSHIP

FRONT OFFICE

MEDIA

COMMUNITY

HISTORY

PLAYOFFS

REVIEW

OPPONENTS

NBA

FEDERATION

AT A GLANCE



Help defend the Grizzlies' true home court.  
Protect the forest. Use more paper.

When you use paper, you give tree farmers a reason to plant more trees, manage their forests responsibly and avoid selling their land for development. If you want to learn more, watch videos, and spread the word about how the paper and printing industry fosters healthy forestland, visit [www.GoPaperGrowTrees.com](http://www.GoPaperGrowTrees.com).



Go paper.  
Grow trees.™

INTERNATIONAL  PAPER



# SEASON REVIEW



REVIEW



# SEASON REVIEW

## 2011-12 MEMPHIS GRIZZLIES (41-25)



**Back Row, standing (L-R):** Charles Sweeney, Jason March, Dana Davis, Drew Graham, Barry Hecker, Mitchell Anderson, David Joerger, Dante Cunningham, Rudy Gay, Marreese Speights, Hamed Haddadi, Marc Gasol, Zach Randolph, Darrell Arthur, Bob Thornton, Kelly Lambert, Lloyd Pierce, Henry Bibby, Jim Scholler, Gary Schmidt, Vince Ford. **Front Row, sitting (L-R):** Quincy Pondexter, O.J. Mayo, Mike Conley, Lionel Hollins, Jeremy Pargo, Gilbert Arenas, Tony Allen. **Not Pictured:** Josh Selby.

Player	--Field Goals--						--3-Point FG--			--Free Throws--			--Rebounds--										
	G	GS	Min	FG	FGA	Pct	FG	FGA	Pct	FT	FTA	Pct	Off	Def	Tot	Ast	PF	Dq	Stl	TO	Blk	Pts	Avg
Gay	65	65	2422	485	1067	.455	54	173	.312	208	263	.791	130	287	417	147	138	1	95	161	55	1232	19.0
Gasol	65	65	2370	357	740	.482	1	12	.083	237	317	.748	120	459	579	204	201	0	62	121	121	952	14.6
Conley	62	61	2174	296	684	.433	60	159	.377	136	158	.861	22	134	156	404	133	1	136	125	11	788	12.7
Mayo	66	0	1771	300	736	.408	100	275	.364	133	172	.773	30	180	210	169	137	2	71	124	23	833	12.6
Randolph	28	8	735	132	285	.463	2	8	.250	58	88	.659	78	147	225	48	57	0	21	40	4	324	11.6
Allen	58	57	1525	210	448	.469	8	26	.308	140	175	.800	98	135	233	79	142	0	104	94	33	568	9.8
Speights	60	54	1345	221	488	.453	0	3	.000	84	109	.771	133	241	374	48	147	2	21	74	29	526	8.8
Cunningham	64	5	1124	144	279	.516	0	2	.000	45	69	.652	91	155	246	37	98	0	42	29	34	333	5.2
Arenas	17	0	211	26	64	.406	13	39	.333	7	10	.700	2	16	18	18	35	0	11	12	1	72	4.2
Pondexter	64	8	1002	108	239	.452	22	73	.301	33	53	.623	55	71	126	27	90	0	27	30	5	271	4.2
Young	21	2	240	32	83	.386	0	9	.000	10	12	.833	14	27	41	9	12	0	11	9	2	74	3.5
Hudson	3	0	20	3	11	.273	1	3	.333	2	3	.667	0	0	0	1	0	0	0	2	0	9	3.0
Pargo	44	5	424	50	150	.333	10	38	.263	16	27	.593	12	25	37	55	46	0	15	46	0	126	2.9
Selby	28	0	237	25	72	.347	2	15	.133	11	14	.786	2	13	15	30	17	0	7	29	0	63	2.3
Haddadi	35	0	206	26	48	.542	0	1	.000	18	26	.692	28	43	71	8	43	1	1	21	26	70	2.0
Davis	15	0	130	10	27	.370	4	13	.308	4	8	.500	16	11	27	6	19	0	7	3	1	28	1.9
Skinner	1	0	4	0	1	.000	0	0	---	0	0	---	0	0	0	0	1	0	0	0	0	0	0.0
GRIZZLIES	66		15940	2425	5422	.447	277	849	.326	1142	1504	.759	831	1944	2775	1290	1316	7	631	955	345	6269	95.0
OPPONENTS	66		15940	2278	5132	.444	417	1209	.345	1163	1522	.764	729	1954	2683	1274	1275	8	518	1130	363	6136	93.0

## QUICK FACTS

- Memphis set a franchise record for both regular season winning percentage (.621) and home winning percentage (.788), finishing the season with a franchise-record tying 11-game home winning streak.
- The Grizzlies clinched the fourth seed in the Western Conference Playoffs and hosted a postseason matchup, a seven-game series with the Los Angeles Clippers, for the first time in team history.
- Memphis led the league in steals (9.6) and forced turnovers (17.1) for the second consecutive season, becoming the first team to pace the NBA in both categories in back-to-back seasons since the 1995-96 and 1996-97 Seattle SuperSonics.
- The Grizzlies finished second in the Southwest Division, earning their highest end-of-season rank in the division.
- **Lionel Hollins** guided Memphis to a 24-14 record without last season's leading scorer and rebounder **Zach Randolph**, who was sidelined after sustaining a torn right MCL on Jan. 1 at Chicago.
- **Tony Allen** earned NBA All-Defensive First Team honors for the first time in his career, becoming the first Grizzlies player ever to be named to the All-Defensive First Team.
- **Marc Gasol** was named to his first career All-Star Game, marking the Grizzlies' third All-Star selection.
- **Rudy Gay** returned from last year's season-ending shoulder injury to lead the team in scoring and surpass **Shane Battier** as the franchise's all-time leader in total steals, doing so on Feb. 2 at Atlanta.
- **Mike Conley** set the franchise record for steals per game (2.19) and finished second in the league in the category.

## NBA STATISTICAL RANKINGS

Category	Memphis		Opponents		Category	Memphis		Opponents	
Points per game	95.0	20th	93.0	5th	Assists Per Game	19.55	T-24th	19.30	4th
Field Goal Pct.	.447	16th	.444	12th	Steals Per Game	9.56	1st	7.85	16th
Free Throw Pct.	.759	13th	.764	25th	Turnovers Per Game	14.47	T-14th	17.12	1st
3-Pt. Field Goal Pct.	.326	25th	.345	11th	Blocks Per Game	5.23	12th	5.50	22th
Offensive Rebounds Per Game	12.59	5th	11.05	12th	Personal Fouls Per Game	19.94	12th	19.32	13th
Defensive Rebounds Per Game	29.45	26th	29.61	8th	Disqualifications	7	T-18th	8	T-10th
Rebounds Per Game	42.0	16th	40.7	7th	Points Per Game Differential	+2.0	12th		





## 2011-12 GAME BY GAME

Date	Opponent	Mem	Opp	Hm	Rd	Tot	Atten	Grizzlies Top Scorer	Grizzlies Top Rebounder	Opponent Top Scorer				
Dec 26	at San Antonio	L	82	95	0-0	0-1	0-1	18,581	Gay	19	10	Ginobili	24	
Dec 28	OKLAHOMA CITY	L	95	98	0-1	0-1	0-2	18,119	Randolph	24	12	Durant	32	
Dec 30	HOUSTON	W	113	93	1-1	0-1	1-2	16,069	Randolph	23	9	Martin	21	
Jan 1	at Chicago	L	64	104	1-1	0-2	2-2	22,763	Davis, Young	10	Gasol	Boozer, Brewer	17	
Jan 3	SACRAMENTO	W	113	96	2-1	0-2	3-2	12,391	Gay	23	Gasol	Fredette	17	
Jan 4	at Minnesota	W	90	86	2-1	1-2	3-3	17,404	Allen	20	Gasol	Love	27	
Jan 6	at Utah	L	85	94	2-1	1-3	3-4	19,503	Allen, Gasol	21	Gasol	11	Jefferson	20
Jan 8	at L.A. Lakers	L	82	90	2-1	1-4	3-5	18,997	Gay	19	Gasol	11	Bryant	26
Jan 10	OKLAHOMA CITY	L	95	100	2-2	1-4	3-6	13,601	Gasol	20	Gasol	14	Westbrook	30
Jan 12	NEW YORK	W	94	83	3-2	1-4	4-6	15,324	Gay	26	Gasol	12	Anthony, Walker	14
Jan 14	NEW ORLEANS	W	108	99	4-2	1-4	5-6	14,983	Gay	23	Gasol	11	Jack	23
Jan 16	CHICAGO	W	102	86	5-2	1-4	6-6	18,119	Gay	24	Speights	12	Deng	20
Jan 18	at New Orleans	W	93	87	5-2	2-4	7-6	12,045	Gasol	22	Gasol	12	Jack	27
Jan 20	at Detroit	W	98	81	5-2	3-4	8-6	10,255	Gay	24	Gasol	6	Knight	22
Jan 21	SACRAMENTO	W	128	95	6-2	3-4	9-6	16,562	Gay	23	Speights	15	Greene	21
Jan 23	at Golden State	W	91	90	6-2	4-4	10-6	17,549	Gay	23	Gasol	11	Ellis	20
Jan 24	at Portland	L	84	97	6-2	4-5	10-7	20,602	Mayo	20	Speights	6	Aldridge	23
Jan 26	at L.A. Clippers	L	91	98	6-2	4-6	10-8	19,275	Gay	24	Gasol	11	Griffin	20
Jan 28	at Phoenix	L	84	86	6-2	4-7	10-9	14,903	Gasol, Gay	18	Gasol	13	Nash	21
Jan 30	SAN ANTONIO	L	73	83	6-3	4-7	10-10	15,118	Mayo	17	Gasol	12	Bonner	15
Jan 31	DENVER	W	100	97 <sup>(m)</sup>	7-3	4-7	11-10	13,651	Gasol, Gay	20	Gasol, Gay	13	Harrington	23
Feb 2	at Atlanta	W	96	77	7-3	5-7	12-10	14,211	Gay	21	Gasol	13	Smith	11
Feb 3	at Oklahoma City	L	94	101	7-3	5-8	12-11	18,203	Gasol	24	Gay	13	Durant	36
Feb 5	at Boston	L	80	98	7-3	5-9	12-12	18,624	Gay	21	Cunningham	12	Garnett	24
Feb 6	SAN ANTONIO	L	84	89	7-4	5-9	12-13	13,527	Gasol	22	Gasol	8	Parker	21
Feb 8	MINNESOTA	W	85	80	8-4	5-9	13-13	13,287	Gay	19	Speights	15	Barea	17
Feb 10	INDIANA	W	98	92	9-4	5-9	14-13	16,281	Gay	21	Speights	9	West	22
Feb 12	UTAH	L	88	98	9-5	5-9	14-14	14,234	Gay	22	Speights	11	Hayward	23
Feb 14	HOUSTON	W	93	83	10-5	5-9	15-14	13,042	Conley	21	Gay	8	Lowry	24
Feb 15	at New Jersey	W	105	100	10-5	6-9	16-14	10,885	Gay	25	Speights	18	D. Williams	26
Feb 17	DENVER	W	103	102	11-5	6-9	17-14	15,201	Gay	20	Gasol	14	Brewer	26
Feb 18	GOLDEN STATE	W	104	103	12-5	6-9	18-14	17,151	Gay	19	Gasol	13	Curry	36
Feb 20	at Houston	L	93	97	12-5	6-10	18-15	12,525	Gay	23	Gasol, Gay, Speights	7	Lowry	24
Feb 21	PHILADELPHIA	W	89	76	13-5	6-10	19-15	14,258	Gasol	15	Gasol	14	Holiday	22
Feb 29	DALLAS	W	96	85	14-5	6-10	20-15	17,023	Gasol	22	Gasol	11	Terry	18
Mar 2	at Toronto	W	102	99	14-5	7-10	21-15	17,168	Gay	23	Gay	12	Bayless	18
Mar 3	DETROIT	W	100	83	15-5	7-10	22-15	17,569	Gasol, Mayo	17	Gasol	9	Stuckey	20
Mar 7	at Golden State	W	110	92	15-5	8-10	23-15	19,171	Gay	26	Gasol, Gay	12	Ellis, Thompson	16
Mar 10	at Phoenix	L	91	98	15-5	8-11	23-16	16,350	Gasol	21	Gasol	8	Dudley	19
Mar 11	at Denver	W	94	91	15-5	9-11	24-16	17,737	Mayo	22	Speights	9	Brewer, Harrington, Nene	15
Mar 13	L.A. LAKERS	L	111	116 <sup>(m)</sup>	15-6	9-11	24-17	18,119	Speights	25	Gasol	11	Bynum	37
Mar 16	TORONTO	L	110	114 <sup>(m)</sup>	15-7	9-11	24-18	17,239	Gasol	28	Gay	11	Bayless	28
Mar 18	WASHINGTON	W	97	92	16-7	9-11	25-18	15,412	Gay	27	Gay, Randolph	9	Wall	25
Mar 20	at Sacramento	L	110	119	16-7	9-12	25-19	11,105	Gay	23	Gasol	10	Thornton	31
Mar 22	at Portland	L	93	97	16-7	9-13	25-20	20,636	Gasol	22	Gasol	9	Batum	24
Mar 24	at L.A. Clippers	L	85	101	16-7	9-14	25-21	19,060	Randolph	14	Gasol, Randolph	8	Griffin	30
Mar 25	at L.A. Lakers	W	102	96	16-7	10-14	26-21	18,997	Gay	18	Randolph	12	Bynum	20
Mar 27	MINNESOTA	W	93	86	17-7	10-14	27-21	14,769	Gay	21	Cunningham	14	Love	28
Mar 30	at Houston	L	89	98	17-7	10-15	27-22	16,884	Gay	20	Gasol	9	Dragic	25
Mar 31	at Milwaukee	W	99	95	17-7	11-15	28-22	17,106	Mayo	24	Gasol	15	Jennings	24
Apr 2	at Oklahoma City	W	94	88	17-7	12-15	29-22	18,203	Mayo	22	Speights	13	Durant	21
Apr 3	GOLDEN STATE	W	98	94	18-7	12-15	30-22	14,310	Mayo	19	Allen	7	Lee	22
Apr 4	at Dallas	L	85	95	18-7	12-16	30-23	20,233	Mayo	17	Gasol	10	Nowitzki	23
Apr 6	at Miami	W	97	82	18-7	13-16	31-23	20,008	Gay	17	Randolph	14	James	21
Apr 7	DALLAS	W	94	89	19-7	13-16	32-23	18,119	Gay	25	Randolph	11	Nowitzki	17
Apr 9	L.A. CLIPPERS	W	94	85	20-7	13-16	33-23	17,219	Gasol	18	Randolph	12	Paul	21
Apr 11	PHOENIX	W	104	93	21-7	13-16	34-23	15,239	Gay	32	Randolph	9	Gortat	19
Apr 12	at San Antonio	L	97	107	21-7	13-17	34-24	18,581	Gay	19	Randolph	11	Duncan	28
Apr 14	UTAH	W	103	98	22-7	13-17	35-24	17,190	Gay	26	Gay	12	Harris, Jefferson	20
Apr 15	at New Orleans	L	75	88	22-7	13-18	35-25	15,570	Gay	24	Randolph	13	Gordon	18
Apr 17	at Minnesota	W	91	84	22-7	14-18	36-25	16,709	Gay	28	Randolph	11	Barea	28
Apr 18	NEW ORLEANS	W	103	91	23-7	14-18	37-25	14,507	Gay	26	Randolph	6	Dyson	24
Apr 20	at Charlotte	W	85	80	23-7	15-18	38-25	13,428	Conley	20	Gay, Randolph	6	Henderson	32
Apr 21	PORTLAND	W	93	89	24-7	15-18	39-25	17,904	Gay	21	Speights	11	Hickson	23
Apr 23	CLEVELAND	W	109	101	25-7	15-18	40-25	15,504	Gasol, Speights	17	Speights	10	Irving	25
Apr 26	ORLANDO	W	88	76	26-7	15-18	41-25	17,215	Gasol	22	Randolph	12	Turkoglu	18

INTRO

PLAYERS

OWNERSHIP

FRONT  
OFFICE

MEDIA

COMMUNITY

HISTORY

PLAYOFFS

REVIEW

OPONENTS

NBA

FEDERATION

AT A GLANCE



# SEASON REVIEW

## 2010-11 MEMPHIS GRIZZLIES (46-36)



**Back Row, standing (L-R):** Damon Stoudamire, Gary Schmidt, Johnny Davis, Mitchell Anderson, Leon Powe, Rudy Gay, Zach Randolph, Hamed Haddadi, Marc Gasol, Darrell Arthur, Shane Battier, Sam Young, Drew Graham, Henry Bibby, David Joergel, Kelly Lambert, Barry Hecker. **Front Row, sitting (L-R):** Xavier Henry, Tony Allen, Ish Smith, Lionel Hollins, Mike Conley, O.J. Mayo, Greivis Vasquez. **Not Pictured:** Jason Williams.

Player				--Field Goals--			--3-Point FG--			-Free Throws-			--Rebounds--					
	G	GS	Min	FG	FGA	Pct	FG	FGA	Pct	FT	FTA	Pct	Off	Def	Tot	Ast	PF	Dq
Randolph	75	74	2724	598	1188	.503	8	43	.186	300	396	.758	326	588	914	163	175	0
Gay	54	54	2152	409	869	.471	57	144	.396	194	241	.805	82	254	336	153	131	2
Conley	81	81	2872	423	953	.444	80	217	.369	181	247	.733	32	215	247	528	182	0
Gasol	81	81	2586	364	691	.527	3	7	.429	220	294	.748	154	415	569	200	265	2
Mayo	71	17	1869	304	747	.407	96	264	.364	99	131	.756	35	135	170	145	127	0
Arthur	80	9	1609	310	624	.497	0	6	.000	109	134	.813	115	227	342	53	228	4
Allen	72	31	1494	251	492	.510	4	23	.174	137	182	.753	70	123	193	104	161	0
Young	78	46	1577	233	494	.472	17	50	.340	89	116	.767	40	147	187	71	120	0
Powe	16	0	141	30	60	.500	0	2	.000	28	46	.609	8	17	25	5	24	0
Battier	23	0	557	43	101	.426	14	42	.333	15	17	.882	32	60	92	32	31	0
Henry	38	16	527	65	160	.406	2	17	.118	33	52	.635	9	28	37	18	48	0
Vasquez	70	1	860	95	233	.408	25	86	.291	34	44	.773	12	61	73	151	83	0
Haddadi	31	0	168	30	58	.517	0	1	.000	15	23	.652	24	44	68	5	29	0
Williams	11	0	124	9	29	.310	3	15	.200	0	0	---	0	8	8	28	2	0
Smith	15	0	113	11	32	.344	0	2	.000	5	11	.455	1	4	5	15	11	0
Carroll	7	0	39	4	9	.444	0	0	---	2	2	1.000	2	6	8	2	5	0
Thabeet	45	0	369	17	39	.436	0	0	---	19	35	.543	24	51	75	4	73	0
Law	11	0	94	3	19	.158	0	6	.000	6	10	.600	3	8	11	14	10	0
Carmey	2	0	5	1	3	.333	0	1	.000	0	0	---	1	0	1	0	0	0
GRIZZLIES	82		19880	3200	6801	.471	309	926	.334	1486	1981	.750	970	2391	3361	1691	1705	8
OPPONENTS	82		19880	2967	6489	.457	587	1592	.369	1482	1948	.761	905	2387	3292	1724	1754	12

## QUICK FACTS

- After earning their first postseason berth since the 2005-06 season, the Memphis Grizzlies captivated fans nationwide with a 13-game run through the NBA Playoffs that included a first-round upset over the top-seeded San Antonio Spurs and a thrilling seven-game series with the Oklahoma City Thunder.
- Memphis won the first seven postseason games in franchise history, advancing to the conference semifinals for the first time and selling out all six home playoff games at FedExForum.
- The Grizzlies became the second eighth-seed in NBA history to eliminate a one-seed in a seven-game series (Golden State over Dallas in 2007).
- Memphis competed in a triple-overtime epic with Oklahoma City in Game 4 of the Western Conference Semifinals at FedExForum, tying the longest game in team history and marking the longest game in club postseason history.
- Memphis won 30 home games, tying the second-highest single-season win total in club history, behind only the 2003-04 season (31-10).
- Lionel Hollins** became the franchise's all-time winningest head coach, eclipsing **Mike Fratello** with his 96th victory on Jan. 31 vs. Orlando. Under Hollins, Memphis led the league in both steals and forced turnovers while posting a winning record in four consecutive calendar months (January-April) for the first time in team history.
- Zach Randolph** was named to the All-NBA Third Team, the first All-NBA selection for both Randolph and the Grizzlies franchise. Randolph earned numerous honors during the season, including the NBA Western Conference Player of the Month Award for January, three NBA Player of the Week Awards and the NBA Community Assist Award for December, all career firsts.
- After finishing fourth in the NBA Defensive Player of the Year voting, **Tony Allen** was selected to the NBA All-Defensive Second Team in his first season with the Grizzlies. This marks the first appearance on the All-Defensive Team by a Grizzlies player.
- Rudy Gay** drained an iconic game-winner, a pull-up jumper over **LeBron James** as time expired, to give Memphis a 97-95 victory over Miami on Nov. 20 at FedExForum.
- Mike Conley** set the single-season franchise record for steals (144) while leading the team in assists per game (6.5) for the fourth consecutive season.

## NBA STATISTICAL RANKINGS

Category	Memphis		Opponents		Category	Memphis		Opponents	
Points per game	99.9	12th	97.6	13th	Assists Per Game	20.62	T-21st	21.02	14th
Field Goal Pct.	.471	6th	.457	14th	Steals Per Game	9.40	1st	7.48	20th
Free Throw Pct.	.750	23rd	.761	11th	Turnovers Per Game	13.96	T-12th	16.67	1st
3-Pt. Field Goal Pct.	.334	27th	.369	24th	Blocks Per Game	5.38	7th	6.16	30th
Offensive Rebounds Per Game	11.83	6th	11.04	18th	Personal Fouls Per Game	20.79	17th	21.39	T-8th
Defensive Rebounds Per Game	29.16	24th	29.11	T-4th	Disqualifications	8	T-8th	12	T-9th
Rebounds Per Game	41.0	16th	40.1	8th	Points Per Game Differential	+2.3	10th		



## 2010-11 GAME BY GAME

Date	Opponent	Mem	Opp	Hm	Rd	Tot	Atten	Grizzlies Top Scorer	Grizzlies Top Rebounder	Opponent Top Scorer	
Oct 27	ATLANTA	L	104	119	0-1	0-0	17,519	Conley	23	Johnson	
Oct 29	at Dallas	W	91	90	0-1	1-0	20,060	Gay	21	Nowitzki	
Oct 30	MINNESOTA	W	109	89	1-1	1-0	12,753	Mayo	29	Ellington	
Nov 2	at L.A. Lakers	L	105	124	1-1	1-1	22,189	Gay	30	Bryant	
Nov 3	at Golden State	L	109	115	1-1	1-2	2-3	16,607	Gay	35	Ellis
Nov 5	at Phoenix	L	118	123 <sup>(OT)</sup>	1-1	1-3	2-4	16,470	Gasol, Gay	26	Richardson
Nov 6	at Sacramento	W	100	91	1-1	2-3	4	14,085	Gay	32	Evans
Nov 8	PHOENIX	W	109	99	2-1	2-3	4-4	10,786	Randolph	23	Hill
Nov 10	DALLAS	L	91	106	2-2	2-3	4-5	10,767	Randolph	23	Terry
Nov 13	BOSTON	L	110	116 <sup>(OT)</sup>	2-3	2-3	4-6	18,119	Gay	22	Pierce
Nov 15	at Orlando	L	72	89	2-3	2-4	4-7	18,846	Gasol	14	Carter
Nov 16	PORTLAND	L	99	100	2-4	2-4	4-8	10,827	Gay	20	Matthews
Nov 19	at Washington	L	86	89	2-4	2-5	4-9	13,504	Randolph	19	Arenas
Nov 20	MIAMI	W	97	95	3-4	2-5	5-9	18,119	Randolph	21	James
Nov 24	DETROIT	W	105	84	4-4	2-5	6-9	11,283	Randolph	21	Stuckey
Nov 26	GOLDEN STATE	W	116	111	5-4	2-5	7-9	14,753	Gay	25	Biedris
Nov 27	at Cleveland	L	86	92	5-4	2-6	7-10	20,562	Gay	17	Williams
Nov 30	L.A. LAKERS	W	98	96	6-4	2-6	8-10	17,638	Conley	28	Bryant
Dec 1	at Atlanta	L	109	112	6-4	2-7	8-11	11,513	Gay	23	Horford
Dec 3	HOUSTON	L	111	127	6-5	2-7	8-12	14,577	Gay	29	Lowry, Martin
Dec 5	at Denver	L	107	108	6-5	2-8	8-13	15,017	Gay	24	Nene
Dec 6	at Utah	L	85	94	6-5	2-9	8-14	19,131	Conley	19	Williams
Dec 8	at Phoenix	W	104	98 <sup>(OT)</sup>	6-5	3-9	9-14	16,288	Randolph	34	Dragic
Dec 11	at L.A. Clippers	W	85	84	6-5	4-9	10-14	14,970	Randolph	18	Gordon
Dec 13	PORTLAND	W	86	73	7-5	4-9	11-14	10,467	Randolph	25	Matthews
Dec 15	CHARLOTTE	W	113	80	8-5	4-9	12-14	12,219	Mayo	24	Jackson
Dec 17	at Houston	L	87	103	8-5	4-10	12-15	14,534	Gay, Young	19	Martin
Dec 18	at San Antonio	L	106	112 <sup>(OT)</sup>	8-5	4-11	12-16	18,581	Mayo	27	Parker
Dec 21	NEW JERSEY	L	94	101	8-6	4-11	12-17	14,113	Gasol	19	Lopez
Dec 26	at Indiana	W	104	90	8-6	5-11	13-17	12,630	Gay	30	Granger
Dec 27	TORONTO	W	96	85	9-6	5-11	14-17	14,971	Randolph	21	Allen, Randolph
Dec 29	at Sacramento	L	98	100	9-6	5-12	14-18	12,636	Randolph	35	Randolph
Jan 1	at Utah	L	92	98	9-6	5-13	14-19	19,732	Randolph	27	Millsap
Jan 2	at L.A. Lakers	W	104	85	9-6	6-13	15-19	18,997	Gay	27	Bryant
Jan 4	OKLAHOMA CITY	W	110	105	10-6	6-13	16-19	12,765	Randolph	31	Durant, Westbrook
Jan 7	UTAH	W	110	99	11-6	6-13	17-19	14,781	Gay	28	Millsap
Jan 8	at Oklahoma City	L	100	109	11-6	6-14	17-20	18,203	Randolph	27	Durant
Jan 10	at Charlotte	L	82	96	11-6	6-15	17-21	10,188	Randolph	15	Jackson
Jan 12	at Detroit	W	107	99	11-6	7-15	18-21	13,068	Randolph	34	Gordon
Jan 15	DALLAS	W	89	70	12-6	7-15	19-21	15,812	Randolph	23	Mahinmi
Jan 17	CHICAGO	L	96	84	12-7	7-15	19-22	18,119	Randolph	21	Deng
Jan 19	at New Orleans	L	102	103 <sup>(OT)</sup>	12-7	7-16	19-23	15,951	Conley, Gay	22	Paul
Jan 21	HOUSTON	W	115	110	13-7	7-16	20-23	13,458	Randolph	29	Martin
Jan 22	at Milwaukee	W	94	81	13-7	8-16	21-23	16,157	Gasol	24	Boykins
Jan 24	at Toronto	W	100	98	13-7	9-16	22-23	14,127	Gay	21	Bargnani
Jan 26	at New Jersey	L	88	93	13-7	9-17	22-24	8,866	Gay	22	Morrow
Jan 28	at Philadelphia	W	99	94	13-7	10-17	23-24	14,289	Randolph	22	Holiday, Meeks
Jan 29	WASHINGTON	W	107	93	14-7	10-17	24-24	14,722	Randolph	24	Wall
Jan 31	ORLANDO	W	100	97	15-7	10-17	25-24	13,513	Conley	26	Howard
Feb 2	at Minnesota	W	102	84	15-7	11-17	26-24	12,662	Randolph	23	Beasley
Feb 4	CLEVELAND	W	112	105	16-7	11-17	27-24	11,932	Randolph	29	Hickson
Feb 5	at Houston	L	93	95 <sup>(OT)</sup>	16-7	11-18	27-25	18,195	Randolph	22	Martin
Feb 7	L.A. LAKERS	L	84	93	16-8	11-18	27-26	18,119	Young	22	Bryant
Feb 8	at Oklahoma City	W	105	101 <sup>(OT)</sup>	16-8	12-18	28-26	17,868	Randolph	31	Durant
Feb 11	MILWAUKEE	W	89	86	17-8	12-18	29-26	14,749	Conley	23	Maggette
Feb 13	DENVER	W	116	108	18-8	12-18	30-26	15,398	Arthur	24	Anthony
Feb 15	PHILADELPHIA	W	102	91	19-8	12-18	31-26	11,197	Conley	22	Young
Feb 22	at Denver	L	107	120	19-8	12-19	31-27	14,638	Allen	26	Smith
Feb 23	at Minnesota	W	104	95	19-8	13-19	32-27	11,497	Randolph	24	Ellington
Feb 26	SACRAMENTO	W	120	92	20-8	13-19	33-27	16,028	Randolph	23	Udrih
Feb 27	at San Antonio	L	88	95	20-8	13-20	33-28	18,581	Randolph	24	Ginobili
Mar 1	SAN ANTONIO	W	109	93	21-8	13-20	34-28	13,480	Arthur, Randolph	21	Neal
Mar 4	NEW ORLEANS	L	91	98	21-9	13-20	34-29	15,367	Randolph	20	Paul
Mar 6	at Dallas	W	104	103	21-9	14-20	35-29	20,102	Randolph	29	Terry
Mar 7	OKLAHOMA CITY	W	107	101	22-9	14-20	36-29	13,903	Allen, Conley	20	Westbrook
Mar 9	NEW YORK	L	108	110	22-10	14-20	36-30	17,512	Allen	22	Anthony
Mar 12	at Miami	L	85	118	22-10	14-21	36-31	19,600	Mayo	19	Wade
Mar 14	L.A. CLIPPERS	W	102	85	23-10	14-21	37-31	15,989	Randolph	30	Bledsoe
Mar 17	at New York	L	99	120	23-10	14-22	37-32	19,763	Conley	16	Douglas
Mar 19	INDIANA	W	99	78	24-10	14-22	38-32	17,013	Allen	19	Collison, Granger
Mar 21	UTAH	W	103	85	25-10	14-22	39-32	12,688	Randolph	19	Millsap
Mar 23	at Boston	W	90	87	25-10	15-22	40-32	18,624	Powe, Randolph	13	Pierce
Mar 25	at Chicago	L	96	99	25-10	15-23	40-33	22,274	Randolph	16	Rose
Mar 27	SAN ANTONIO	W	111	104	26-10	15-23	41-33	17,098	Allen, Randolph	23	Hill
Mar 30	GOLDEN STATE	W	110	91	27-10	15-23	42-33	13,815	Allen	21	Ellis, Wright
Apr 1	at New Orleans	W	93	81	27-10	16-23	43-33	16,561	Randolph	28	Landry
Apr 2	MINNESOTA	W	106	89	28-10	16-23	44-33	15,327	Randolph	22	Beasley
Apr 5	L.A. CLIPPERS	L	81	82	28-11	16-23	44-34	15,433	Conley	20	Williams
Apr 8	SACRAMENTO	W	101	96	29-11	16-23	45-34	16,517	Randolph	27	Thornton
Apr 10	NEW ORLEANS	W	111	89	30-11	16-23	46-34	17,041	Mayo	18	Belinelli
Apr 12	at Portland	L	89	102	30-11	16-24	46-35	20,662	Conley	17	Aldridge
Apr 13	at L.A. Clippers	L	103	110	30-11	16-25	46-36	19,060	Young	22	Griffin

INTRO

PLAYERS

OWNERSHIP

FRONT OFFICE

MEDIA

COMMUNITY

HISTORY

PLAYOFFS

REVIEW

OPONENTS

NBA

FEDERATION

AT A GLANCE



# SEASON REVIEW

## 2009-10 MEMPHIS GRIZZLIES (40-42)



**Back Row, standing (L-R):** Drew Graham, Damon Stoudamire, Johnny Davis, Gary Schmidt, Mitchell Anderson, Darrell Arthur, Rudy Gay, Marc Gasol, Hasheem Thabeet, Hamed Haddadi, Zach Randolph, DeMarre Carroll, Henry Bibby, Jim Scholler, David Joerger, Jason Biles, Barry Hecker. **Front Row, sitting (L-R):** Sam Young, O.J. Mayo, Mike Conley, Lionel Hollins, Marcus Williams, Jamaal Tinsley, Ronnie Brewer. **Not Pictured:** Lester Hudson.

	--Field Goals--						--3-Point FG--			--Free Throws--			--Rebounds--										
Player	G	GS	Min	FG	FGA	Pct	FG	FGA	Pct	FT	FTA	Pct	Off	Def	Tot	Ast	PF	Dq	Stl	TO	Bk	Pts	Avg
Randolph	81	81	3051	652	1336	.488	15	52	.288	362	465	.778	330	620	950	149	226	3	80	174	34	1681	20.8
Gay	80	80	3175	600	1288	.466	66	202	.327	301	400	.753	115	357	472	153	201	0	118	169	64	1567	19.6
Mayo	82	82	3113	542	1183	.458	136	355	.383	212	262	.809	61	250	311	242	174	1	98	176	17	1432	17.6
Gasol	69	69	2469	378	651	.581	0	1	.000	252	376	.670	208	432	640	165	254	3	69	135	109	1008	14.6
Iverson	3	0	67	15	26	.577	1	1	1.000	6	12	.500	1	3	4	11	5	0	1	7	0	37	12.3
Conley	80	80	2569	369	830	.445	82	212	.387	139	187	.743	30	161	191	425	178	4	109	170	12	959	12.0
Young	80	1	1321	224	497	.451	11	56	.196	136	175	.777	77	124	201	52	106	0	34	94	20	955	7.4
Arthur	32	1	457	63	146	.432	0	1	.000	17	30	.567	37	73	110	15	60	0	14	22	14	143	4.5
Williams	62	1	872	104	271	.384	24	81	.296	37	55	.673	13	80	93	161	43	0	32	74	1	269	4.3
Hudson	9	0	61	14	35	.400	2	11	.182	6	7	.857	4	6	10	5	5	0	5	5	1	36	4.0
Tinsley	38	1	589	52	140	.371	7	39	.179	22	27	.815	11	55	66	108	67	0	33	63	5	133	3.5
Thabeet	68	13	883	77	131	.588	0	0	---	54	93	.581	85	158	243	11	162	1	15	43	89	208	3.1
Carroll	71	1	795	88	222	.396	0	6	.000	33	53	.623	53	97	150	33	107	1	28	24	9	209	2.9
Hunter	21	0	158	17	43	.395	0	0	---	19	36	.528	18	24	42	0	10	0	1	9	10	53	2.5
Brewer	5	0	80	3	13	.231	0	0	---	4	5	.800	1	6	7	3	0	0	6	2	0	10	2.0
Haddadi	36	0	240	24	62	.387	0	3	.000	14	19	.737	26	49	75	10	57	0	1	20	14	82	1.7
Gilder	2	0	5	1	1	1.000	0	0	---	0	0	---	0	1	1	0	0	0	1	0	0	2	1.0
GRIZZLIES	82		19905	3223	6875	.469	344	1020	.337	1614	2202	.733	1070	2496	3566	1543	1655	13	645	1248	399	8404	102.5
OPPONENTS	82		19905	3277	6849	.478	572	1618	.354	1402	1858	.755	907	2349	3256	1875	1840	19	635	1165	501	8528	104.5

## QUICK FACTS

- The Memphis Grizzlies finish with a 40-42 record (.488), a 16-game improvement over the 2008-09 season, second in the NBA behind the Oklahoma City Thunder.
- Team establishes the longest home and road winning streaks in franchise history, winning 11 straight at FedExForum from Dec. 18, 2009-Jan. 25, 2010 and seven-in-a-row away from home from Feb. 17-March 10, 2010.
- In his first season with the team, **Zach Randolph** leads the team in scoring (20.8 points) and rebounding (11.7) while setting or tying 16 franchise records en route to his first career All-Star appearance.
- Grizzlies set franchise records in scoring (102.5 points) and field goal percentage (.469).
- Head Coach **Lionel Hollins** is named the Western Conference Coach of the Month after leading the Grizzlies to a 9-4 record (.692) in December, the best December record and sixth-highest winning percentage in a single month in team history.
- Memphis defeats every NBA division leader, including the Cleveland Cavaliers, Los Angeles Lakers, Orlando Magic, Boston Celtics, Dallas Mavericks and Denver Nuggets.
- The Grizzlies win 39 of their final 74 games (.527) following a 1-8 start to the season.
- The club snaps long-standing road losing streaks against the San Antonio Spurs (10 games), New Orleans Hornets (eight games), Phoenix Suns (seven games), Chicago Bulls (five games), Portland Trail Blazers (four games) and Philadelphia 76ers (four games).
- Marc Gasol** sets a franchise record for field goal percentage (.581, 4th in the NBA), breaking the previous mark held by his brother Pau (.538 in 2006-07).

## NBA STATISTICAL RANKINGS

Category	Memphis		Opponents		Category	Memphis		Opponents	
Points per game	102.5	7th	104.0	24th	Assists Per Game	18.82	29th	22.87	23rd
Field Goal Pct.	.469	9th	.478	24th	Steals Per Game	7.87	7th	7.74	24th
Free Throw Pct.	.733	25th	.755	12th	Turnovers Per Game	15.22	27th	14.21	17th
3-Pt. Field Goal Pct.	.337	26th	.354	15th	Blocks Per Game	4.87	18th	6.11	28th
Offensive Rebounds Per Game	13.05	1st	11.06	15th	Personal Fouls Per Game	20.18	12th	22.44	T-2nd
Defensive Rebounds Per Game	30.44	18th	28.65	2nd	Disqualifications	13	T-22nd	19	3rd
Rebounds Per Game	43.5	4th	39.7	7th	Points Per Game Differential	-1.5	17th		





## 2009-10 GAME BY GAME

Date	Opponent	Mem	Opp	Hm	Rd	Tot	Atten	Grizzlies	Grizzlies	Opponent	
								Top Scorer	Top Rebounder	Top Scorer	
Oct 28	DETROIT	L	74	96	0-1	0-0	0-1	17,212	Gasol	Hamilton	25
Oct 30	TORONTO	W	115	107	1-1	0-0	1-1	10,563	Randolph	Bosh	37
Nov 1	at Denver	L	123	133	1-1	0-1	1-2	15,823	Mayo	Anthony	42
Nov 2	at Sacramento	L	116	127 <sup>OT</sup>	1-1	0-2	1-3	17,317	Randolph	Martin	48
Nov 4	at Golden State	L	105	113	1-1	0-3	1-4	17,457	Gay	Ellis, Morrow	24
Nov 6	at L.A. Lakers	L	98	114	1-1	0-4	1-5	18,997	Gay	Bryant	41
Nov 7	at L.A. Clippers	L	110	113	1-1	0-5	1-6	15,399	Gay	Kaman	26
Nov 10	PORTLAND	L	79	93	1-2	0-5	1-7	10,589	Gasol	Roy	20
Nov 11	at Houston	L	79	104	1-2	0-6	1-8	17,220	Mayo	Scola	22
Nov 14	MINNESOTA	W	97	87	2-2	0-6	2-8	10,019	Gay, Mayo	Brewer	16
Nov 18	L.A. CLIPPERS	W	106	91	3-2	0-6	3-8	10,012	Gay, Randolph	B. Davis	23
Nov 20	at Philadelphia	W	102	97	3-2	1-6	4-8	14,269	Gay	Williams	31
Nov 21	MILWAUKEE	L	98	103	3-3	1-6	4-9	11,209	Gay	Jennings	26
Nov 23	SACRAMENTO	W	116	105	4-3	1-6	5-9	10,109	Gay	Evans	28
Nov 25	at Phoenix	L	111	126	4-3	1-7	5-10	18,284	Randolph	Stoudemire	28
Nov 27	at Portland	W	106	96	4-3	2-7	6-10	20,540	Randolph	Roy	26
Nov 29	at L.A. Clippers	L	88	98	4-3	2-8	6-11	14,854	Gasol	Gordon	29
Nov 30	at Utah	L	93	120	4-3	2-9	6-12	18,469	Mayo	Brewer	25
Dec 2	at Minnesota	W	97	95	4-3	3-9	7-12	11,408	Conley, Gay, Randolph	Gomes	20
Dec 4	DALLAS	W	98	82	5-3	3-9	8-12	13,020	Mayo	Terry	18
Dec 8	CLEVELAND	W	111	109 <sup>OT</sup>	6-3	3-9	9-12	16,325	Randolph	James	43
Dec 11	OKLAHOMA CITY	L	94	102	6-4	3-9	9-13	13,048	Conley	Durant	31
Dec 13	at Miami	W	118	90	6-4	4-9	10-13	14,465	Gay	Wade	25
Dec 14	BOSTON	L	105	110	6-5	4-9	10-14	14,193	Gay	Pierce	19
Dec 16	at Atlanta	L	97	110	6-5	4-10	10-15	13,013	Young	Johnson	26
Dec 18	INDIANA	W	107	94	7-5	4-10	11-15	13,217	Randolph	Dunleavy, Ford	16
Dec 20	DENVER	W	102	96	8-5	4-10	12-15	13,385	Randolph	Anthony	41
Dec 22	GOLDEN STATE	W	121	108	9-5	4-10	13-15	12,827	Randolph	Maggette	23
Dec 26	at Dallas	L	101	106	9-5	4-11	13-16	20,195	Randolph	Terry	25
Dec 28	WASHINGTON	W	116	111 <sup>OT</sup>	10-5	4-11	14-16	14,571	Mayo	Arenas	30
Dec 30	at Indiana	W	121	110	10-5	5-11	15-16	14,741	Gay	Head	30
Jan 2	at Phoenix	W	128	103	10-5	6-11	16-16	17,135	Mayo	Stoudemire	29
Jan 5	at Portland	W	109	104	10-5	7-11	17-16	20,278	Mayo, Randolph	Roy	27
Jan 6	at Utah	L	94	117	10-5	7-12	17-17	19,008	Young	Okur	24
Jan 8	UTAH	W	91	89	11-5	7-12	18-17	14,213	Randolph	Miles	16
Jan 9	at Charlotte	L	87	89	11-5	7-13	18-18	15,438	Mayo	Felton	19
Jan 12	L.A. CLIPPERS	W	104	102	12-5	7-13	19-18	11,004	Gay, Gasol	B. Davis	27
Jan 15	MINNESOTA	W	135	110	13-5	7-13	20-18	12,812	Gay	Brewer	22
Jan 16	SAN ANTONIO	W	92	86	14-5	7-13	21-18	14,116	Randolph	Duncan	23
Jan 18	PHOENIX	W	125	118	15-5	7-13	22-18	18,119	Gay	Nash	22
Jan 20	at New Orleans	L	111	113	15-5	7-14	22-19	14,238	Gay	Paul, West	21
Jan 22	OKLAHOMA CITY	W	86	84	16-5	7-14	23-19	12,948	Gay, Randolph	Durant	30
Jan 25	ORLANDO	W	99	94	17-5	7-14	24-19	12,273	Randolph	Howard	27
Jan 27	at Detroit	W	99	93	17-5	8-14	25-19	14,886	Gasol	Stuckey	17
Jan 29	at San Antonio	L	97	104	17-5	8-15	25-20	18,088	Mayo	Duncan	19
Jan 30	NEW ORLEANS	L	102	109 <sup>OT</sup>	17-6	8-15	25-21	12,317	Gasol, Randolph	West	22
Feb 1	L.A. LAKERS	W	95	93	18-6	8-15	26-21	18,119	Gay	Bryant	44
Feb 2	at Cleveland	L	89	105	18-6	8-16	26-22	20,562	Gay	James	22
Feb 5	HOUSTON	L	83	101	18-7	8-16	26-23	14,531	Gasol	Brooks	19
Feb 6	at Minnesota	L	102	109	18-7	8-17	26-24	14,159	Gay	Gomes	26
Feb 9	ATLANTA	L	94	108	18-8	8-17	26-25	10,491	Randolph	Crawford	28
Feb 16	PHOENIX	L	95	109	18-9	8-17	26-26	11,508	Gay	Richardson	27
Feb 17	at Toronto	W	109	102 <sup>OT</sup>	18-9	9-17	27-26	16,829	Gay	Bosh	32
Feb 19	MIAMI	L	87	100 <sup>OT</sup>	18-10	9-17	27-27	16,127	Gasol	Beasley	30
Feb 21	at New Jersey	W	104	94	18-10	10-17	28-27	12,076	Gay	Lopez	26
Feb 23	L.A. LAKERS	L	98	99	18-11	10-17	28-28	18,119	Mayo	Bryant	32
Feb 24	at Washington	W	99	94	18-11	11-17	29-28	11,875	Randolph	Blatche	24
Feb 26	CHARLOTTE	L	89	93	18-12	11-17	29-29	14,713	Randolph	Jackson	32
Feb 27	at New York	W	120	109	18-12	12-17	30-29	19,763	Randolph	Harrington	31
Mar 1	PORTLAND	L	93	103	18-13	12-17	30-30	11,123	Randolph	Roy	25
Mar 3	at New Orleans	W	104	100	18-13	13-17	31-30	14,347	Conley	Thorton	24
Mar 4	at Chicago	W	105	96	18-13	14-17	32-30	19,187	Randolph	Deng	23
Mar 6	SAN ANTONIO	L	92	102	18-14	14-17	32-31	15,928	Mayo	Jefferson	18
Mar 8	NEW JERSEY	W	107	101	19-14	14-17	33-31	10,317	Conley, Gay	Lee	30
Mar 10	at Boston	W	111	91	19-14	15-17	34-31	18,624	Gay	Allen, Rondo	17
Mar 12	NEW YORK	W	119	112	20-14	15-17	35-31	12,236	Randolph	Walker	21
Mar 13	DENVER	L	108	125	20-15	15-17	35-32	17,023	Mayo	Smith	30
Mar 16	CHICAGO	W	104	97	21-15	15-17	36-32	15,413	Mayo	Murray	25
Mar 17	at Houston	L	94	107	21-15	15-18	36-33	16,142	Randolph	Brooks	31
Mar 20	GOLDEN STATE	W	123	107	22-15	15-18	37-33	14,897	Gay	Ellis	28
Mar 22	at Sacramento	W	102	85	22-15	16-18	38-33	11,497	Randolph	Landry	23
Mar 24	at Golden State	L	110	128	22-15	16-19	38-34	17,123	Gay	Curry	30
Mar 28	at Milwaukee	L	103	108 <sup>OT</sup>	22-15	16-20	38-35	17,008	Randolph	Jennings	29
Mar 31	DALLAS	L	102	106 <sup>OT</sup>	22-16	16-20	38-36	11,616	Mayo	Terry	29
Apr 2	NEW ORLEANS	W	107	96	23-16	16-20	39-36	15,043	Mayo	Thorton	19
Apr 4	at Orlando	L	92	107	23-16	16-21	39-37	17,461	Randolph	Carter	26
Apr 6	HOUSTON	L	103	113	23-17	16-21	39-38	11,673	Randolph	Martin	29
Apr 7	at Dallas	L	84	110	23-17	16-22	39-39	20,105	Gay	Butler	23
Apr 9	at San Antonio	W	107	99	23-17	17-22	40-39	18,581	Randolph	Ginobili	26
Apr 10	PHILADELPHIA	L	101	120	23-18	17-22	40-40	15,936	Conley	Speights	22
Apr 12	at Denver	L	101	123	23-18	17-23	40-41	19,155	Conley	Smith	26
Apr 14	at Oklahoma City	L	105	114	23-18	17-24	40-42	18,334	Gay	Durant	31

INTRO

PLAYERS

OWNERSHIP

FRONT OFFICE

MEDIA

COMMUNITY

HISTORY

PLAYOFFS

REVIEW

OPONENTS

NBA

FEDERATION

AT A GLANCE





# SEASON REVIEW

## 2008-09 MEMPHIS GRIZZLIES (24-58)



**Back Row, standing (L-R):** Damon Stoudamire, Gary Schmidt, Drew Graham, Johnny Davis, Quinton Ross, Rudy Gay, Hakim Warrick, Marc Gasol, Darko Milicic, Darius Miles, Darrell Arthur, David Joerger, Henry Bibby, Barry Hecker, Jim Scholler, Jason Biles.  
**Front Row, sitting (L-R):** Marko Jaric, O.J. Mayo, Lionel Hollins, Mike Conley, Greg Buckner. **Not Pictured:** Hamed Haddadi.

Player				--Field Goals--			--3-Point FG--			-Free Throws-			--Rebounds--					
	G	GS	Min	FG	FGA	Pct	FG	FGA	Pct	FT	FTA	Pct	Off	Def	Tot	Ast	PF	Dq
Gay	79	78	2945	572	1262	.453	85	242	.351	264	344	.767	109	328	437	135	221	1
Mayo	82	82	3120	562	1283	.438	145	378	.384	247	281	.879	56	252	308	262	204	1
Gasol	82	75	2521	350	661	.530	0	1	.000	275	375	.733	201	404	605	143	265	5
Warrick	82	7	2029	340	693	.491	5	23	.217	266	374	.711	129	277	406	66	170	1
Conley	82	61	2508	323	730	.442	88	217	.406	161	197	.817	25	251	276	354	146	1
Lowry	49	21	1071	112	272	.412	17	69	.246	129	161	.801	13	98	111	178	89	1
Arthur	76	64	1464	191	436	.438	0	2	.000	40	60	.667	108	238	346	43	206	1
Milicic	61	15	1034	137	266	.515	0	0	---	59	105	.562	83	181	264	34	134	0
Ross	68	7	1164	99	259	.382	33	88	.375	34	42	.810	29	97	126	47	114	0
Miles	34	0	298	48	99	.485	1	6	.167	23	31	.742	19	38	57	17	32	0
Crittendon	7	0	44	7	15	.467	0	1	.000	5	11	.455	4	2	6	5	5	0
Jaric	53	0	605	48	145	.331	11	28	.393	29	41	.707	23	42	65	74	62	0
Haddadi	19	0	120	15	31	.484	0	0	---	18	30	.600	16	31	47	8	20	0
Buckner	63	0	878	61	159	.384	13	51	.255	20	25	.800	32	98	130	57	108	0
Foyle	1	0	3	0	0	---	0	0	---	0	0	---	0	0	0	0	1	0
GRIZZLIES	82		19805	2865	6311	.454	398	1106	.360	1570	2077	.756	847	2337	3184	1423	1777	11
OPPONENTS	82		19805	3018	6378	.473	536	1510	.355	1574	2043	.770	842	2431	3273	1735	1786	11

## QUICK FACTS

- The Memphis Grizzlies post a two-game improvement, finishing with a 24-58 record (fifth in the Southwest Division).
- Grizzlies Head Coach **Marc Iavaroni** is relieved of his coaching duties on Jan. 23, 2009 and **Johnny Davis** is named interim head coach for two games.
- Longtime Grizzlies assistant coach and former two-time interim head coach **Lionel Hollins** is named head coach of the Memphis Grizzlies on Jan. 25, 2009.
- Rookie **O.J. Mayo** finishes runner-up to Chicago's **Derrick Rose** for the NBA Rookie of the Year Award, leading all rookies with 18.5 points per game and being named the T-Mobile Western Conference Rookie of the Month twice (Oct./Nov. and April).
- Mayo sets the franchise rookie record in total points (1,516), field goals made (562), three-point field goal percentage (.384) and minutes (3,120), while setting the overall franchise record in free throw percentage (.879).
- Mike Conley** ties a club record with seven steals on April 13 at Phoenix.
- Marc Gasol** shoots .530 from the field in his rookie season, breaking his brother **Pau Gasol's** franchise rookie record (.518 in 2001-02).

## NBA STATISTICAL RANKINGS

Category	Memphis		Opponents		Category	Memphis		Opponents	
Points per game	93.9	29th	99.3	14th	Assists Per Game	17.35	30th	21.16	17th
Field Goal Pct.	.454	21st	.473	25th	Steals Per Game	7.50	T-9th	7.71	20th
Free Throw Pct.	.756	22nd	.770	16th	Turnovers Per Game	15.27	24th	14.56	10th
3-Pt. Field Goal Pct.	.360	21st	.355	10th	Blocks Per Game	4.70	18th	5.40	25th
Offensive Rebounds Per Game	10.33	24th	10.27	7th	Personal Fouls Per Game	21.67	21st	21.78	T-9th
Defensive Rebounds Per Game	28.50	28th	29.65	10th	Disqualifications	11	T-14th	11	T-16th
Rebounds Per Game	38.8	30th	39.9	7th	Points Per Game Differential	-5.4	26th		



## 2008-09 GAME BY GAME

Date	Opponent	Mem	L	71	Opp	Hm	Rd	Tot	Grizzlies		Grizzlies		Opponent	
									Top Scorer	Top Rebounder	Top Scorer	Top Scorer		
Oct 29	at Houston	L	71	82	0-0	0-1	0-1	18,196	Gay	20	Arthur	15	McGrady	21
Oct 31	ORLANDO	W	86	84	1-0	0-1	1-1	16,139	Gay	29	Arthur	10	Lewis	23
Nov 1	at Chicago	L	86	96	1-0	0-2	1-2	21,785	Gay	20	Millicic	9	Rose	26
Nov 3	GOLDEN STATE	W	90	79	2-0	0-2	2-2	10,121	Gasol	27	Gasol	16	Jackson	17
Nov 5	at Sacramento	L	95	100	2-0	0-3	2-3	13,685	Mayo	28	Gasol, Gay, Lowry	6	Martin	33
Nov 7	at Golden State	W	109	104	2-0	1-3	3-3	18,744	Gay	23	Arthur	12	Jackson	27
Nov 9	at Denver	L	90	100	2-0	1-4	3-4	14,359	Mayo	31	Gasol, Mayo	8	Anthony	24
Nov 10	at Phoenix	L	102	107	2-0	1-5	3-5	18,422	Mayo	33	Arthur, Gay	7	Barbosa	27
Nov 12	NEW YORK	L	103	132	2-1	1-5	3-6	10,129	Gay	20	Warrick	8	Chandler	27
Nov 14	MILWAUKEE	L	96	101 <sup>(OT)</sup>	2-2	1-5	3-7	11,308	Mayo	25	Warrick	10	Jefferson	26
Nov 18	SACRAMENTO	W	109	94	3-2	1-5	4-7	10,834	Gay	22	Warrick	10	Salmons	15
Nov 21	at Dallas	L	76	91	3-2	1-6	4-8	20,035	Mayo	19	Gasol, Gay	8	Nowitzki	28
Nov 22	UTAH	L	93	104	3-3	1-6	4-9	13,121	Mayo	23	Arthur	9	Okur	23
Nov 24	SAN ANTONIO	L	81	94	3-4	1-6	4-10	12,053	Mayo	26	Millicic	11	Hill	20
Nov 26	at Utah	L	100	117	3-4	1-7	4-11	19,911	Gay	27	Gasol	8	Millsap	24
Nov 28	at San Antonio	L	98	109	3-4	1-8	4-12	17,074	Mayo	32	Gasol, Gay, Millicic	6	Mason	30
Nov 29	OKLAHOMA CITY	L	103	111	3-5	1-8	4-13	11,977	Mayo	30	Mayo	7	Durant	30
Dec 3	at Atlanta	L	95	105	3-5	1-9	4-14	12,088	Warrick	20	Gay	10	Johnson	36
Dec 5	L.A. CLIPPERS	W	91	83	4-5	1-9	5-14	10,484	Gay	25	Millicic	9	B. Davis	23
Dec 6	at New Orleans	L	87	106	4-5	1-10	5-15	16,822	Gasol	21	Gasol	7	Paul	21
Dec 8	HOUSTON	W	109	97	5-5	1-10	6-15	10,691	Gay	20	Gasol	8	Artest, Scola	16
Dec 10	at Oklahoma City	W	108	102	5-5	2-10	7-15	18,009	Gay	22	Gasol, Gay, Warrick	6	Durant	28
Dec 12	CHICAGO	W	103	96	6-5	2-10	8-15	17,132	Gay	29	Millicic	11	Gordon	26
Dec 14	MIAMI	W	102	86	7-5	2-10	9-15	12,271	Mayo	28	Gasol	7	Beasley	20
Dec 16	NEW ORLEANS	L	84	91	7-6	2-10	9-16	10,231	Gay	28	Gasol	11	Paul, West	18
Dec 19	CHARLOTTE	L	83	112	7-7	2-10	9-17	11,869	Gay	17	Gasol	6	Diaw	26
Dec 22	L.A. LAKERS	L	96	105	7-8	2-10	9-18	17,456	Gay	23	Millicic	8	Bryant	36
Dec 23	at Dallas	L	82	100	7-8	2-11	9-19	20,200	Warrick	17	Gay	9	Nowitzki	21
Dec 26	INDIANA	W	108	105	8-8	2-11	10-19	12,346	Warrick	21	Mayo	8	Daniels	28
Dec 27	at San Antonio	L	103	106 <sup>(OT)</sup>	8-8	2-12	10-20	18,797	Mayo	29	Gay	11	Parker	32
Dec 29	at Minnesota	L	98	108 <sup>(OT)</sup>	8-8	2-13	10-21	12,207	Mayo	23	Warrick	8	Jefferson	38
Dec 30	PHOENIX	L	89	101	8-9	2-13	10-22	14,471	Warrick	25	Gasol	13	Barbosa	28
Jan 2	SAN ANTONIO	L	80	91	8-10	2-13	10-23	12,597	Warrick	16	Gasol	11	Duncan	20
Jan 4	DALLAS	W	102	82	9-10	2-13	11-23	11,731	Mayo	21	Gay, Warrick	7	Nowitzki	28
Jan 6	MINNESOTA	L	87	94	9-11	2-13	11-24	10,156	Warrick	22	Mayo	8	Foye	25
Jan 7	at New Jersey	L	89	100	9-11	2-14	11-25	11,552	Mayo	26	Gasol	10	Carter	25
Jan 9	at Toronto	L	82	103	9-11	2-15	11-26	18,486	Gay	22	Arthur	7	Bosh	32
Jan 13	CLEVELAND	L	87	102	9-12	2-15	11-27	15,121	Lowry	25	Gasol	11	James	30
Jan 16	UTAH	L	91	101	9-13	2-15	11-28	10,422	Mayo	23	Gasol	10	Williams	27
Jan 19	DETROIT	L	79	87	9-14	2-15	11-29	17,483	Gay, Mayo	15	Gasol	13	Iverson	27
Jan 21	at Charlotte	L	86	101	9-14	2-16	11-30	11,249	Gay	26	Gasol	6	Bell	25
Jan 23	at New York	L	88	108	9-14	2-17	11-31	18,391	Gay	20	Gay	9	Lee	19
Jan 24	NEW JERSEY	L	88	99	9-15	2-17	11-32	12,817	Mayo	23	Gasol	10	Carter	23
Jan 27	DENVER	L	85	100	9-16	2-17	11-33	11,338	Mayo	19	Warrick	10	Billups	29
Jan 28	at Oklahoma City	L	102	114 <sup>(OT)</sup>	9-16	2-18	11-34	18,450	Gay	25	Gasol, Gay	8	Durant	35
Jan 31	L.A. LAKERS	L	98	115	9-17	2-18	11-35	18,119	Gay	23	Arthur, Warrick	7	Bryant	25
Feb 2	at Washington	W	113	97	9-17	3-18	12-35	11,442	Mayo	33	Gasol	11	Jamison	29
Feb 4	HOUSTON	W	104	93	10-17	3-18	13-35	10,109	Mayo	32	Conley, Gay	9	McGrady	31
Feb 6	L.A. CLIPPERS	L	105	126	10-18	3-18	13-36	10,912	Gay	26	Gasol, Gay, Mayo	5	Randolph	25
Feb 7	TORONTO	W	78	70	11-18	3-18	14-36	11,498	Mayo, Warrick	16	Five players tied	8	Calderson	18
Feb 9	NEW ORLEANS	W	85	80	12-18	3-18	15-36	10,896	Mayo	22	Mayo	16	Stojakovic	23
Feb 11	at Philadelphia	L	87	91	12-18	3-19	15-37	12,812	Warrick	31	Gasol	9	Miller	24
Feb 17	at Utah	L	99	117	12-18	3-20	15-38	19,911	Gay, Mayo	18	Millicic	10	Miles	24
Feb 18	at Portland	L	90	94	12-18	3-21	15-39	20,385	Gay	20	Gasol	10	Roy	24
Feb 20	SACRAMENTO	L	106	115	12-19	3-21	15-40	15,036	Mayo	24	Conley	10	Martin	33
Feb 24	at Cleveland	L	79	94	12-19	3-22	15-41	20,562	Gay, Warrick	13	Gasol	9	Gibson	19
Feb 25	at Indiana	L	99	104	12-19	3-23	15-42	13,211	Gasol	22	Gasol	15	Ford, Jack	20
Feb 28	OKLAHOMA CITY	L	92	99	12-20	3-23	15-43	10,074	Gay	20	Gasol	9	Green	27
Mar 3	at L.A. Lakers	L	89	99	12-20	3-24	15-44	18,997	Gasol, Mayo	17	Gasol	14	Bryant	31
Mar 4	at L.A. Clippers	W	118	95	12-20	4-24	16-44	13,813	Gay	35	Gasol, Gay	8	Thomson	25
Mar 7	PHILADELPHIA	L	105	110	12-21	4-24	16-45	14,458	Conley	31	Gasol	13	Igoudala	24
Mar 8	at Houston	L	83	93	12-21	4-25	16-46	16,179	Gay	21	Arthur	12	Yao	24
Mar 11	at Minnesota	L	79	104	12-21	4-26	16-47	12,443	Mayo	18	Millicic	10	Gomes	24
Mar 13	at Boston	L	92	102	12-21	4-27	16-48	18,624	Gay	26	Gasol	15	Powe	30
Mar 15	at Detroit	W	89	84	12-21	5-27	17-48	22,076	Conley	20	Millicic	11	McDyess	19
Mar 16	PORTLAND	L	92	103	12-22	5-27	17-49	11,417	Mayo	21	Gay	11	Aldridge	22
Mar 18	DENVER	L	109	111	12-23	5-27	17-50	11,087	Gay	30	Gasol	8	Anthony	35
Mar 20	at New Orleans	L	84	96	12-23	5-28	17-51	17,837	Gay	23	Gasol, Millicic	6	Paul	32
Mar 21	BOSTON	L	87	105	12-24	5-28	17-52	18,119	Warrick	20	Buckner	7	Davis	24
Mar 23	at Miami	L	82	94	12-24	5-29	17-53	18,654	Mayo	21	Gasol	9	Wade	27
Mar 27	at Sacramento	W	113	95	12-24	6-29	18-53	12,987	Gasol	27	Gay	9	Martin	31
Mar 28	at Portland	L	66	86	12-24	6-30	18-54	20,680	Mayo	12	Conley, Haddadi	6	Roy	21
Mar 30	at Golden State	W	114	109	12-24	7-30	19-54	18,471	Mayo	24	Haddadi	8	Ellis	29
Apr 1	WASHINGTON	W	112	107	13-24	7-30	20-54	10,013	Gay	25	Gasol	9	Butler	31
Apr 3	DALLAS	W	107	102	14-24	7-30	21-54	15,126	Gay	27	Gay	10	Nowitzki	35
Apr 4	at Milwaukee	W	107	102	14-24	8-30	22-54	18,717	Gay	26	Gasol	10	Jefferson	24
Apr 7	PORTLAND	L	93	96	14-25	8-30	22-55	10,089	Mayo	31	Arthur	5	Roy	24
Apr 8	at Orlando	L	78	81	14-25	8-31	22-56	17,461	Gay	18	Gasol	8	Turkoglu	20
Apr 10	PHOENIX	W	106	89	15-25	8-31	23-56	15,908	Gay, Mayo	20	Arthur, Warrick	10	Amundson, Richard	13
Apr 12	at L.A. Lakers	L	75	92	15-25	8-32	23-57	18,997	Mayo	20	Gasol	8	Bynum	18
Apr 13	at Phoenix	L	110	119	15-25	8-33	23-58	18,422	Gay, Warrick	26	Warrick	9	O'Neal	19
Apr 15	ATLANTA	W	98	90	16-25	8-33	24-58	12,736	Mayo	26	Arthur	10	Murray	29

INTRO  
PLAYERS  
OWNERSHIP  
FRONT OFFICE  
MEDIA  
COMMUNITY  
HISTORY  
PLAYOFFS  
REVIEW  
OPONENTS  
NBA  
FEDERATION  
AT A GLANCE



# SEASON REVIEW

## 2007-08 MEMPHIS GRIZZLIES (22-60)



**Back Row, standing (L-R):** Gordon Chiesa, Drew Graham, Mark Price, Jason Biles, Andy Greer, Brian Cardinal, Hakim Warrick, Kwame Brown, Darko Milicic, Jason Collins, Rudy Gay, Andre Brown, Johnny Davis, Ron DuBois, David Joergler, Mike Curtis.  
**Front Row, sitting (L-R):** Mike Miller, Juan Carlos Navarro, Mike Conley, Marc Iavaroni, Kyle Lowry, Javaris Crittenton, Casey Jacobsen.

	--Field Goals--						--3-Point FG--			--Free Throws--			--Rebounds--										
Player	G	GS	Min	FG	FGA	Pct	FG	FGA	Pct	FT	FTA	Pct	Off	Def	Tot	Ast	PF	Dq	Stl	TO	Blk	Pts	Avg
Gay	81	81	3000	625	1355	.461	134	387	.346	248	316	.785	140	359	499	158	230	6	111	190	79	1632	20.1
Gasol	39	39	1433	279	557	.501	4	15	.267	176	215	.819	94	248	342	116	85	0	16	80	56	738	18.9
Miller	70	70	2474	414	824	.502	155	359	.432	164	212	.774	51	416	467	240	145	3	35	182	16	1147	16.4
Warrick	75	30	1754	328	653	.502	13	48	.271	183	260	.704	123	233	356	53	156	1	36	85	28	852	11.4
Navarro	82	30	2117	308	766	.402	156	432	.361	124	146	.849	34	176	210	177	94	0	48	134	1	896	10.9
Lowry	82	9	2089	256	592	.432	36	140	.257	243	348	.698	41	209	250	296	185	1	92	127	22	791	9.6
Conley	53	46	1381	189	442	.428	30	91	.330	90	123	.732	21	118	139	222	85	1	44	89	2	498	9.4
Crittendon	28	0	508	72	180	.400	9	34	.265	53	76	.697	20	69	89	33	35	0	12	33	2	206	7.4
Stoudamire	29	29	624	77	194	.397	36	94	.383	21	26	.808	14	57	71	112	46	0	19	50	0	211	7.3
Milicic	70	64	1663	219	500	.438	0	1	.000	67	121	.554	127	297	424	58	185	1	32	101	114	505	7.2
Swift	35	4	549	93	177	.525	0	2	.000	52	81	.642	46	83	129	22	74	0	10	39	36	238	6.8
Jones	9	2	137	14	36	.389	3	13	.231	9	10	.900	10	17	27	11	17	0	5	5	2	40	4.4
Kinsey	11	0	96	16	38	.421	3	7	.429	5	6	.833	3	9	12	2	11	0	3	3	0	40	3.6
K. Brown	15	1	204	19	39	.487	0	0	---	14	34	.412	20	37	57	17	24	0	6	14	4	52	3.5
Cardinal	37	1	440	43	126	.341	25	81	.309	13	19	.684	26	70	96	22	62	0	10	23	2	124	3.4
A. Brown	31	1	286	39	78	.500	0	0	---	22	49	.449	37	55	92	8	38	0	7	14	4	100	3.0
Collins	31	3	488	30	59	.508	0	1	.000	20	38	.526	29	60	89	6	84	1	12	25	17	80	2.6
Jacobsen	53	0	547	39	115	.339	16	72	.222	13	17	.765	12	53	65	20	34	0	5	16	1	107	2.0
Richardson	3	0	15	0	6	.000	0	2	.000	0	0	---	0	1	1	1	2	0	0	1	0	0	0.0
GRIZZLIES	82		19805	3060	6737	.454	620	1779	.349	1517	2097	.723	848	2567	3415	1574	1592	14	503	1251	386	8257	100.7
OPPONENTS	82		19805	3394	7076	.480	591	1625	.364	1387	1791	.774	932	2721	3653	1963	1842	12	711	1096	403	8766	106.9

## QUICK FACTS

- The Memphis Grizzlies finish with a 22-60 record for the second consecutive season, placing fifth in the Southwest Division.
- The club makes a franchise-best 620 three-point field goals.
- Rudy Gay** finishes runner-up to **Hedo Turkoglu** for the NBA Most Improved Player Award, posting 20.1 points per game while recording the NBA's highest scoring average increase from the previous season (9.3).
- Gay also set a then Memphis franchise record for total points in a single season (1,632).
- Gay competes in the 2008 Sprite Slam Dunk Contest during All-Star weekend in New Orleans.
- Juan Carlos Navarro's** 156 three-pointers made rank second most in a single season by an NBA rookie, and finish just two behind the then all-time record held by **Kerry Kittles**.
- On Feb. 1, the Grizzlies trade the franchise's all-time leading scorer **Pau Gasol** to the Los Angeles Lakers in exchange for **Kwame Brown**, **Javaris Crittenton**, **Aaron McKie**, the draft rights to brother **Marc Gasol**, two future first round picks and cash considerations.

## NBA STATISTICAL RANKINGS

Category	Memphis		Opponents		Category	Memphis		Opponents	
Points per game	100.7	10th	106.9	28th	Assists Per Game	19.20	28th	23.94	28th
Field Goal Pct.	.454	15th	.480	30th	Steals Per Game	6.13	28th	8.67	30th
Free Throw Pct.	.723	26th	.774	29th	Turnovers Per Game	15.26	28th	13.37	22nd
3-Pt. Field Goal Pct.	.349	22nd	.364	18th	Blocks Per Game	4.71	17th	4.91	18th
Offensive Rebounds Per Game	10.34	22nd	11.37	21st	Personal Fouls Per Game	19.41	3rd	22.46	6th
Defensive Rebounds Per Game	31.30	11th	33.18	28th	Disqualifications	14	T-21st	12	T-15th
Rebounds Per Game	41.65	18th	44.55	27th	Points Per Game Differential	-6.2	24th		



## 2007-08 GAME BY GAME

Date	Opponent	Mem	Opp	Hm	Rd	Tot	Atten	Grizzlies Top Scorer	Grizzlies Top Rebounder	Opponent Top Scorer	
Oct 31	SAN ANTONIO	L	101	104	0-1	0-0	17,538	Gasol	22	Miller	
Nov 3	INDIANA	L	111	121	0-2	0-0	14,878	Lowry	19	Gasol, Miller	
Nov 7	at Seattle	W	105	98	0-2	1-0	10,761	Gay	25	Gasol, Gay, Millicic	
Nov 9	at Portland	L	98	110	0-2	1-1	18,112	Gay	31	Millicic	
Nov 10	at Utah	L	94	118	0-2	1-2	14,977	Gay	18	Miller	
Nov 13	HOUSTON	W	105	99	1-2	1-2	12,398	Gasol	26	Lowry	
Nov 14	at Milwaukee	L	99	102	1-2	1-3	13,462	Gay	26	Millicic	
Nov 16	NEW ORLEANS	L	118	120 <sup>OT</sup>	1-3	1-3	2-5	13,271	Navarro	28	Miller
Nov 17	at Dallas	L	105	108	1-3	1-4	2-7	20,385	Miller	23	Miller
Nov 19	SEATTLE	W	125	108	2-3	1-4	3-7	10,863	Swift	24	Gasol, Gay
Nov 21	TORONTO	L	89	95	2-4	1-4	3-8	12,217	Gasol, Miller	16	Gasol, Miller
Nov 23	at San Antonio	L	88	101	2-4	1-5	3-9	18,797	Navarro	16	Gay
Nov 24	WASHINGTON	W	124	118	3-4	1-5	4-9	13,579	Navarro	28	Gasol
Nov 27	at New Jersey	W	110	103	3-4	2-5	5-9	12,092	Gasol	22	Navarro
Nov 28	at Toronto	L	91	103	3-4	2-6	5-10	18,906	Navarro	15	Gasol, Jacobson
Dec 1	MINNESOTA	W	109	80	4-4	2-6	6-10	12,896	Gay	21	Miller
Dec 3	PORTLAND	L	105	106	4-5	2-6	6-11	11,317	Gay, Miller	30	Gasol
Dec 5	at Houston	L	92	105	4-5	2-7	6-12	17,723	Gasol	23	Gasol
Dec 7	at New Orleans	L	116	118 <sup>OT</sup>	4-5	2-8	6-13	10,386	Gay	31	Gasol
Dec 8	at Atlanta	L	78	86	4-5	2-9	6-14	15,658	Gay	17	Gay
Dec 11	DETROIT	L	103	113	4-6	2-9	6-15	11,962	Gay	20	Miller
Dec 14	L.A. CLIPPERS	L	91	98	4-7	2-9	6-16	10,819	Miller	23	Millicic
Dec 15	at Orlando	W	123	119	4-7	3-9	7-16	17,519	Gay	32	Miller
Dec 17	GOLDEN STATE	L	117	125	4-8	3-9	7-17	10,549	Gay	32	Swift
Dec 19	SAN ANTONIO	W	88	85	5-8	3-9	8-17	13,260	Miller	31	Gay
Dec 21	at Detroit	L	67	94	5-8	3-10	8-18	22,076	Gay	18	Gasol
Dec 22	PHILADELPHIA	L	97	99	5-9	3-10	8-19	11,541	Gasol	31	Gasol
Dec 26	NEW ORLEANS	L	98	116	5-10	3-10	8-20	11,189	Gay, Miller	19	Gasol
Dec 28	HOUSTON	L	83	103	5-11	3-10	8-21	15,660	Gasol	23	Miller
Dec 30	at San Antonio	L	87	111	5-11	3-11	8-22	18,797	Gasol	19	Gasol, Gay, Millicic
Jan 2	at Indiana	W	90	72	5-11	4-11	9-22	10,186	Gasol	30	Gasol
Jan 4	at Boston	L	96	100	5-11	4-12	9-23	18,624	Gay	21	Gasol, Millicic, Miller
Jan 6	MIAMI	W	101	94	6-11	4-12	10-23	14,581	Gasol	28	Gasol
Jan 8	L.A. LAKERS	L	101	117	6-12	4-12	10-24	14,981	Miller	19	Gasol
Jan 10	at Sacramento	L	113	116	6-12	4-13	10-25	12,493	Gay	31	Gay, Millicic, Warrick
Jan 11	at Golden State	L	104	116	6-12	4-14	10-26	19,224	Gasol	43	Gasol
Jan 13	at L.A. Lakers	L	99	100	6-12	4-15	10-27	18,997	Miller	27	Gasol
Jan 15	CLEVELAND	L	124	132 <sup>OT</sup>	6-13	4-15	10-28	13,871	Gay	30	Gasol
Jan 18	SEATTLE	W	124	100	7-13	4-15	11-28	13,451	Miller	25	Jones
Jan 19	at Charlotte	L	87	105	7-13	4-16	11-29	15,848	Gasol	28	Gay
Jan 21	CHICAGO	W	104	90	8-13	4-16	12-29	18,119	Gay, Miller	24	Gasol, Gay, Miller
Jan 23	ORLANDO	L	85	112	8-14	4-16	12-30	10,212	Gay	20	Gasol
Jan 25	at Washington	L	93	104	8-14	4-17	12-31	17,123	Miller	21	Miller
Jan 26	L.A. CLIPPERS	W	125	120 <sup>OT</sup>	9-14	4-17	13-31	11,072	Gay	34	Gay
Jan 28	DALLAS	L	84	103	9-15	4-17	13-32	11,672	Gay	18	Gasol, Lowry, Millicic
Jan 30	DENVER	L	102	106	9-16	4-17	13-33	12,043	Gay	30	Millicic
Feb 2	UTAH	L	91	110	9-17	4-17	13-34	12,407	Gay	15	Millicic
Feb 5	MILWAUKEE	L	97	102	9-18	4-17	13-35	10,749	Miller	32	Millicic
Feb 8	at Dallas	L	81	92	9-18	4-18	13-36	20,315	Gay	18	Gay
Feb 9	at New Orleans	L	99	112	9-18	4-19	13-37	17,231	Gay	26	Millicic
Feb 12	SACRAMENTO	W	107	94	10-18	4-19	14-37	10,161	Warrick	24	Warrick
Feb 13	at Philadelphia	L	88	102	10-18	4-20	14-38	12,026	Gay, Warrick	23	Warrick
Feb 19	at Seattle	L	101	108	10-18	4-21	14-39	11,391	Gay	23	Collins
Feb 20	at L.A. Clippers	L	86	100	10-18	4-22	14-40	16,117	Gay	21	Millicic
Feb 22	DALLAS	L	83	98	10-19	4-22	14-41	16,245	Gay	18	K. Brown, Warrick
Feb 24	at Cleveland	L	89	109	10-19	4-23	14-42	20,562	Warrick	21	Warrick
Feb 26	PHOENIX	L	113	127	10-20	4-23	14-43	13,482	Gay	36	Warrick
Feb 29	at Houston	L	95	116	10-20	4-24	14-44	18,105	Crittendon	22	Millicic, Warrick
Mar 1	UTAH	L	92	113	10-21	4-24	14-45	13,232	Gay	20	Warrick
Mar 4	at Chicago	L	97	112	10-21	4-25	14-46	21,725	Lowry	24	Warrick
Mar 5	NEW JERSEY	W	100	93	11-21	4-25	15-46	10,218	Warrick	25	Millicic
Mar 8	BOSTON	L	89	119	11-22	4-25	15-47	18,119	Warrick	15	Warrick
Mar 11	at Phoenix	L	111	132	11-22	4-26	15-48	18,422	Gay	20	Gay
Mar 12	at Denver	L	86	108	11-22	4-27	15-49	17,318	Navarro	16	Miller
Mar 15	at Golden State	L	107	110	11-22	4-28	15-50	19,596	Warrick	23	Miller
Mar 17	CHARLOTTE	W	98	80	12-22	4-28	16-50	10,971	Navarro	21	Miller
Mar 19	at Minnesota	L	94	98	12-22	4-29	16-51	12,666	Gay	25	Warrick
Mar 21	at New York	W	120	106	12-22	5-29	17-51	19,763	Miller	34	Warrick
Mar 22	SACRAMENTO	W	117	111	13-22	5-29	18-51	11,151	Gay	24	Millicic
Mar 24	DENVER	L	106	120	13-23	5-29	18-52	12,317	Gay	30	Miller
Mar 26	at Sacramento	L	106	107 <sup>OT</sup>	13-23	5-30	18-53	13,433	Warrick	26	Crittendon, Millicic
Mar 28	at L.A. Lakers	W	114	111	13-23	6-30	19-53	18,997	Gay	28	Millicic
Mar 29	at L.A. Clippers	L	97	110	13-23	6-31	19-54	18,125	Gay	23	Millicic
Mar 31	ATLANTA	L	99	116	13-24	6-31	19-55	10,281	Gay	29	Crittendon
Apr 2	NEW YORK	W	130	114	14-24	6-31	20-55	10,013	Crittendon	23	Crittendon
Apr 4	GOLDEN STATE	L	86	117	14-25	6-31	20-56	11,463	Gay	23	Gay, Millicic, Miller
Apr 6	at Minnesota	W	113	101	14-25	7-31	21-56	16,764	Miller	34	Miller
Apr 8	PHOENIX	L	113	127	14-26	7-31	21-57	13,987	Gay	36	Gay
Apr 11	at Miami	W	96	91	14-26	8-31	22-57	19,017	Lowry, Warrick	17	A. Brown
Apr 12	MINNESOTA	L	105	114	14-27	8-31	22-58	14,873	Conley	25	A. Brown
Apr 15	at Portland	L	91	113	14-27	8-32	22-59	19,980	Warrick	17	Warrick
Apr 16	at Denver	L	111	120	14-27	8-33	22-60	17,892	Lowry	22	A. Brown

INTRO

PLAYERS

OWNERSHIP

FRONT OFFICE

MEDIA

COMMUNITY

HISTORY

PLAYOFFS

REVIEW

OPONENTS

NBA

FEDERATION

AT A GLANCE





# SEASON REVIEW

## 2006-07 MEMPHIS GRIZZLIES (22-60)



**Back Row, L-R:** Scott Adubato, Paul Cormier, Lionel Hollins, Mitchell Anderson, Brian Cardinal, Rudy Gay, Stromile Swift, Pau Gasol, Hakim Warrick, Lawrence Roberts, Mike Miller, Alexander Johnson, Yusuf Boyd, Drew Graham, Mike Curtis. **Front Row, L-R:** Kyle Lowry, Dahntay Jones, Damon Stoudamire, Tony Barone, Sr., Chucky Atkins, Tarence Kinsey, Junior Harrington.

Player	--Field Goals--						--3-Point FG--			--Free Throws--			--Rebounds--						Pts	Avg			
	G	GS	Min	FG	FGA	Pct	FG	FGA	Pct	FT	FTA	Pct	Off	Def	Tot	Ast	PF	Dq			Stl	TO	Blk
Gasol	59	59	2133	462	858	.538	3	11	.273	299	400	.748	149	432	581	201	137	0	29	162	126	1226	20.8
Miller	70	69	2740	465	1010	.460	202	498	.406	161	203	.793	52	326	378	298	138	0	54	179	18	1293	18.5
Atkins	75	23	2064	310	715	.434	116	306	.379	252	311	.810	18	121	139	346	136	2	50	127	4	988	13.2
Warrick	82	43	2152	373	712	.524	0	8	.000	299	388	.771	130	290	420	75	232	3	43	161	30	1045	12.7
Gay	78	43	2103	321	760	.422	52	143	.364	152	209	.727	93	255	348	100	192	3	71	140	74	846	10.8
Swift	54	18	1029	161	346	.465	0	5	.000	97	134	.724	85	165	250	17	146	2	30	69	62	419	7.8
Kinsey	48	12	967	139	304	.457	13	46	.283	78	98	.796	29	68	97	41	57	0	53	46	1	369	7.7
Stoudamire	62	51	1501	171	437	.391	59	175	.337	66	83	.795	31	108	139	299	95	0	47	101	2	467	7.5
D. Jones	78	25	1671	220	461	.477	5	12	.417	138	174	.793	47	106	153	68	192	2	39	92	22	583	7.5
Lowry	10	0	175	14	38	.368	3	8	.375	25	28	.893	12	19	31	32	20	0	14	12	1	56	5.6
E. Jones	29	14	561	57	151	.377	22	74	.297	25	34	.735	14	47	61	33	54	1	22	23	2	161	5.6
Harrington	29	8	543	57	137	.416	7	26	.269	31	46	.674	12	56	68	89	79	0	21	52	5	152	5.2
Roberts	54	18	969	94	208	.452	0	2	.000	95	131	.725	101	160	261	30	133	2	36	36	13	283	5.2
Cardinal	28	1	313	42	85	.494	18	44	.409	25	27	.926	13	46	59	31	42	0	22	23	1	127	4.5
Johnson	59	19	753	91	169	.538	0	0	---	78	118	.661	50	131	181	17	137	5	25	47	35	260	4.4
Tsakalidis	23	7	258	20	50	.400	0	0	---	14	24	.583	24	40	64	2	34	0	7	21	11	54	2.3
Padgett	7	0	33	1	7	.143	0	4	.000	0	2	.000	5	4	9	0	2	0	1	1	0	2	0.3
Conroy	3	0	17	0	0	---	0	0	---	0	0	---	1	1	2	1	1	0	0	0	0	0	0.0
GRIZZLIES	82	19980	2998	6448	465	500	1362	367	1835	2410	.761	866	2375	3241	1680	1827	20	564	1343	407	8331	101.6	
OPPONENTS	82	19980	3287	6761	486	576	1480	389	1603	2113	.759	965	2483	3448	2062	1992	26	681	1253	450	8753	106.7	

## QUICK FACTS

- The Memphis Grizzlies end their season 22-60, fifth in the Southwest Division.
- The Grizzlies score a franchise-record 144 points in a 144-135 victory on Jan. 3 vs. Golden State, also setting the franchise record for most combined points (279) in a single game.
- Memphis averages a then club-record 101.6 points per game and shoot a then franchise-best 46.5 percent from the field.
- Mike Miller** makes a team-record 202 three-point field goals.
- Pau Gasol** shoots a then franchise-best 53.8 percent from the field.
- Miller pours in a franchise-high 45 points on Feb. 21 at Golden State.
- Head Coach **Mike Fratello** is relieved of his coaching duties on Dec. 28, and **Tony Barone, Sr.** is named interim head coach.
- Rudy Gay** is named to the T-Mobile NBA All-Rookie First Team, finishing third in the NBA Rookie of the Year voting behind Brandon Roy and Andrea Bargnani after averaging 10.8 points and 4.5 rebounds in 78 games.
- Gay is named NBA Western Conference T-Mobile Rookie of the Month for the month of November 2007.
- Gasol becomes the Grizzlies' all-time franchise leader in points scored when he registers his 7,809th career point on March 7 at Toronto.

## NBA STATISTICAL RANKINGS

Category	Memphis			Opponents			Category	Memphis			Opponents		
Points per game	101.6	6th		106.7	29th		Assists Per Game	20.49	T-19th		25.15	29th	
Field Goal Pct.	.465	8th		.486	30th		Steals Per Game	6.88	23rd		8.30	30th	
Free Throw Pct.	.761	13th		.759	22nd		Turnovers Per Game	16.38	23rd		15.28	11th	
3-Pt. Field Goal Pct.	.367	7th		.389	30th		Blocks Per Game	4.96	13th		5.49	30th	
Offensive Rebounds Per Game	10.56	23rd		11.77	23rd		Personal Fouls Per Game	22.28	16th		24.29	2nd	
Defensive Rebounds Per Game	28.96	23rd		30.28	19th		Disqualifications	20	T-25th		26	3rd	
Rebounds Per Game	39.52	26th		42.05	21st		Points Per Game Differential	-5.1	30th				





## 2006-07 GAME BY GAME

Date	Opponent	Mem	Opp	Hm	Rd	Tot	Atten	Grizzlies Top Scorer	Grizzlies Top Rebounder	Opponent Top Scorer
Nov 1	NEW YORK	L 117	118 <sup>mem</sup>	0-1	0-0	0-1	17,113	Atkins	25 Warrick	12 Richardson
Nov 3	CHARLOTTE	W 96	83	1-1	0-0	1-1	13,787	Miller	27 Roberts	11 Morrison
Nov 4	at Detroit	L 86	95	1-1	0-1	1-2	22,076	Warrick	21 Gay	9 Hamilton
Nov 7	HOUSTON	L 80	86	1-2	0-1	1-3	14,173	Swift	15 Roberts	8 Yao
Nov 11	at Phoenix	L 87	96	1-2	0-2	1-4	18,422	Atkins	20 Gay	9 Stoudemire
Nov 12	at L.A. Lakers	L 81	91	1-2	0-3	1-5	18,997	Miller	21 Miller	13 Bryant
Nov 15	at Sacramento	L 111	115	1-2	0-4	1-6	17,317	Atkins	27 Roberts, Miller	8 Bibby
Nov 17	DALLAS	L 103	115	1-3	0-4	1-7	16,727	Warrick	26 Warrick	8 Nowitzki
Nov 18	at Dallas	L 84	89	1-3	0-5	1-8	20,535	Gay	23 Gay	7 Nowitzki
Nov 20	ORLANDO	W 95	86	2-3	0-5	2-8	13,147	Warrick	26 Warrick	10 Howard
Nov 21	at Cleveland	L 94	97	2-3	0-6	2-9	20,562	Atkins	17 Miller, Swift	6 Gooden
Nov 24	WASHINGTON	W 95	80	3-3	0-6	3-9	15,067	Warrick	18 Swift	10 Butler
Nov 25	at Houston	L 76	85	3-3	0-7	3-10	16,707	Warrick	12 Gay	8 Yao
Nov 28	at Denver	W 108	96	3-3	1-7	4-10	12,435	Warrick	25 Swift	11 Anthony
Nov 29	at L.A. Clippers	L 90	105	3-3	1-8	4-11	15,829	Warrick	22 Roberts, Swift	8 Mobley
Dec 2	MIAMI	L 97	98	3-4	1-8	4-12	18,119	Miller	22 Miller	8 Wade
Dec 4	at New York	L 90	98	3-4	1-9	4-13	15,233	Warrick	19 Warrick	7 Curry
Dec 6	at Boston	W 98	96	3-4	2-9	5-13	15,649	Atkins	19 Roberts, Miller	7 Pierce
Dec 8	at Milwaukee	L 94	100	3-4	2-10	5-14	14,836	Warrick	31 Warrick	13 Patterson
Dec 9	L.A. CLIPPERS	L 82	89	3-5	2-10	5-15	14,509	Miller	19 Miller	13 Brand
Dec 11	at New Jersey	L 92	105	3-5	2-11	5-16	12,111	Atkins	26 Miller	8 Carter
Dec 13	PORTLAND	L 79	85	3-6	2-11	5-17	13,221	Miller	20 Johnson	7 Randolph
Dec 15	ATLANTA	L 88	97	3-7	2-11	5-18	14,463	Atkins	18 Miller	9 Pachulia
Dec 16	at Miami	L 90	98	3-7	2-12	5-19	19,600	Miller, Warrick	20 Johnson	9 Wade
Dec 18	SEATTLE	W 134	126 <sup>mem</sup>	4-7	2-12	6-19	12,423	Miller	29 Miller	11 Lewis
Dec 20	at San Antonio	L 98	105	4-7	2-13	6-20	18,797	Miller	22 Miller	8 Duncan
Dec 22	at NO/Kla. City	W 97	100 <sup>mem</sup>	4-7	2-14	6-21	18,097	Gasol	28 Gasol	9 M. Jackson
Dec 23	UTAH	L 97	100	4-8	2-14	6-22	14,793	Miller	28 Miller	5 Boozer
Dec 26	at Washington	L 101	116	4-8	2-15	6-23	18,778	Johnson	23 Johnson	10 Arenas
Dec 27	MILWAUKEE	L 96	112	4-9	2-15	6-24	14,914	Gasol	29 Gasol	7 Redd, Bogut
Dec 30	TORONTO	W 110	104	5-9	2-15	7-24	15,119	Miller	27 Swift	14 Peterson
Dec 31	at Houston	L 109	111	5-9	2-16	7-25	18,124	Miller	32 Swift	9 McGrady
Jan 3	GOLDEN STATE	W 144	135	6-9	2-16	8-25	12,176	Miller	33 Gasol	13 Barnes
Jan 5	BOSTON	L 119	128	6-10	2-16	8-26	15,263	Miller, Gasol	24 Gasol	7 Szczepiak
Jan 7	SAN ANTONIO	L 96	110	6-11	2-16	8-27	15,227	Gasol	24 Miller	8 Ginobili
Jan 9	L.A. LAKERS	W 128	118	7-11	2-16	9-27	16,651	Miller, Gasol	25 Gasol	13 Bryant
Jan 12	MINNESOTA	L 110	116	7-12	2-16	9-28	16,119	Miller	23 Gasol	5 Garnett
Jan 13	at Chicago	L 66	111	7-12	2-17	9-29	22,104	Gasol	16 Gasol	13 Gordon
Jan 15	PHOENIX	L 122	137	7-13	2-17	9-30	18,119	Miller	25 Gasol	9 Stoudemire
Jan 17	PHILADELPHIA	W 118	102	8-13	2-17	10-30	14,681	Miller	30 Gasol	12 Korver
Jan 20	at L.A. Clippers	L 91	112	8-13	2-18	10-31	17,672	Gasol	27 Gasol	7 Brand
Jan 22	at Denver	L 98	115	8-13	2-19	10-32	19,155	Gasol	23 Gasol	17 Anthony
Jan 24	at Utah	W 132	130 <sup>mem</sup>	8-13	3-19	11-32	19,714	Atkins	29 Gasol	13 Boozer
Jan 26	at San Antonio	L 96	112	8-13	3-20	11-33	18,332	Warrick	27 Warrick	7 Duncan
Jan 27	PORTLAND	L 132	135 <sup>mem</sup>	8-14	3-20	11-34	15,211	Miller	28 Gasol	14 Randolph
Jan 29	SACRAMENTO	W 124	117	9-14	3-20	12-34	12,396	Gasol	34 Roberts	14 Bibby
Jan 31	DALLAS	L 94	95	9-15	3-20	12-35	14,762	Miller	32 Gasol	13 Nowitzki
Feb 3	INDIANA	L 110	116	9-16	3-20	12-36	16,163	Gasol	30 Gasol	9 Tinsley, O'Neal
Feb 6	HOUSTON	L 90	98	9-17	3-20	12-37	12,496	Gasol	30 Gasol	13 McGrady
Feb 7	at Dallas	L 97	113	9-17	3-21	12-38	20,263	Gasol	29 Johnson	10 Nowitzki
Feb 9	MINNESOTA	W 105	97 <sup>mem</sup>	10-17	3-21	13-38	15,963	Gay	19 Gasol	17 Blount
Feb 10	at NO/Kla. City	L 99	114	10-17	3-22	13-39	17,139	Gasol	21 Gasol	11 Paul
Feb 13	NO/KLA. CITY	W 108	104	11-17	3-22	14-39	10,641	Miller	22 Gasol	15 Mason
Feb 14	at Indiana	L 104	114	11-17	3-23	14-40	13,037	Gay	31 Gasol	13 O'Neal
Feb 20	at Seattle	L 105	121	11-17	3-24	14-41	16,006	Miller	20 Gasol	12 Lewis
Feb 21	at Golden State	L 115	118 <sup>mem</sup>	11-17	3-25	14-42	16,967	Miller	45 Gasol	14 Jackson
Feb 23	at Portland	W 103	102	11-17	4-25	15-42	14,875	Gasol	23 Roberts, Warrick	7 Randolph
Feb 26	DENVER	L 107	111	11-18	4-25	15-43	14,736	Miller, Gasol	21 Gasol	11 Anthony
Feb 28	UTAH	L 88	104	11-19	4-25	15-44	15,117	Gasol	28 Gasol	13 Harrington
Mar 2	at Philadelphia	L 112	117 <sup>mem</sup>	11-19	4-26	15-45	16,314	Gasol	31 Gasol	13 Igoudala, Korver
Mar 3	DETROIT	L 89	92	11-20	4-26	15-46	17,191	Miller	24 Gasol	15 Billups
Mar 7	at Toronto	L 87	94	11-20	4-27	15-47	16,940	Miller	19 Gay	11 Bosh
Mar 9	at Atlanta	L 105	106	11-20	4-28	15-48	12,257	Miller	29 Swift	13 Smith
Mar 10	at Charlotte	W 115	107	11-20	5-28	16-48	17,106	Gasol	31 Gasol	15 Felton
Mar 12	NEW JERSEY	L 102	113	11-21	5-28	16-49	12,165	Gasol	19 Swift	10 Carter
Mar 14	CLEVELAND	L 96	118	11-22	5-28	16-50	14,561	Gay	24 Gasol	10 James
Mar 17	CHICAGO	W 104	103	12-22	5-28	17-50	14,793	Miller	25 Miller	12 Gordon
Mar 20	NO/KLA. CITY	L 103	114	12-23	5-28	17-51	10,916	Gasol	28 Gasol	10 West
Mar 22	L.A. LAKERS	L 119	121	12-24	5-28	17-52	16,107	Gasol	35 Gasol	15 Bryant
Mar 24	at Utah	L 108	118	12-24	5-29	17-53	19,911	D. Jones	26 Gasol	10 Boozer
Mar 26	at Phoenix	L 87	105	12-24	5-30	17-54	18,422	Gasol	21 Gasol	10 Bell
Mar 27	at L.A. Lakers	W 88	86	12-24	6-30	18-54	18,997	Kinsey	24 Gasol	16 Bryant
Mar 29	at Portland	W 96	92	12-24	7-30	19-54	15,618	Kinsey	20 Warrick	10 Randolph
Mar 30	at Seattle	L 93	120	12-24	7-31	19-55	16,469	Warrick	26 Warrick	11 Collision, Petro
Apr 1	at Golden State	L 117	122	12-24	7-32	19-56	17,198	Gasol	23 Gasol, Warrick	9 Richardson
Apr 3	PHOENIX	L 111	116	12-25	7-32	19-57	14,863	Gasol	23 Warrick	16 Stoudemire
Apr 6	GOLDEN STATE	L 104	116	12-26	7-32	19-58	14,087	Kinsey	28 Gasol	11 Davis
Apr 7	at Orlando	L 89	116	12-26	7-33	19-59	17,233	Atkins	18 Gasol, Warrick	8 Howard
Apr 10	SACRAMENTO	L 100	112	12-27	7-33	19-60	11,393	D. Jones	20 Gasol	9 Bibby
Apr 14	DENVER	W 133	118	13-27	7-33	20-60	18,119	Kinsey, Atkins	28 Warrick	11 Anthony
Apr 16	SAN ANTONIO	W 101	91	14-27	7-33	21-60	13,345	Gasol	25 Gasol	15 Finley, White
Apr 18	at Minnesota	W 116	94	14-27	8-33	22-60	14,977	Gasol	25 Gasol	16 Foye

INTRO

PLAYERS

OWNERSHIP

OFFICE

FRONT

MEDIA

COMMUNITY

HISTORY

PLAYOFFS

REVIEW

OPONENTS

NBA

FEDERATION

AT A GLANCE



# SEASON REVIEW

## 2005-06 MEMPHIS GRIZZLIES (49-33)



**Back Row, L-R:** Lionel Hollins, Scott Adubato, Jason Hamm, Mitchell Anderson, Eric Musselman, Mike Miller, Hakim Warrick, Lorenzen Wright, Jake Tsakalidis, Pau Gasol, Lawrence Roberts, Brian Cardinal, Shane Battier, Yusuf Boyd, Scott McCullough, Mike Curtis, Charles Sweeney, Dana Davis. **Front Row, L-R:** Eddie Jones, Anthony Roberson, Bobby Jackson, Mike Fratello, Chuckie Atkins, Antonio Burks, Dahntay Jones.

	--Field Goals--						--3-Point FG--			--Free Throws--			--Rebounds--										
Player	G	GS	Min	FG	FGA	Pct	FG	FGA	Pct	FT	FTA	Pct	Off	Def	Tot	Ast	PF	Dq	Stl	TO	Blk	Pts	Avg
Gasol	80	80	3135	600	1194	.503	3	12	.250	425	617	.689	191	522	713	371	184	1	46	235	153	1628	20.4
Miller	74	9	2268	354	760	.466	138	339	.407	168	210	.800	42	355	397	200	173	4	52	140	27	1014	13.7
E. Jones	75	75	2437	292	722	.404	133	374	.356	168	215	.781	35	244	279	177	201	2	131	93	27	885	11.8
Stoudamire	27	27	862	114	287	.397	36	104	.346	53	62	.855	23	72	95	128	49	0	19	55	1	317	11.7
Atkins	43	39	1161	160	399	.401	64	182	.352	107	132	.811	11	64	75	129	94	3	29	57	2	491	11.4
Jackson	71	15	1775	286	748	.382	129	332	.389	107	146	.733	44	179	223	195	155	2	61	101	1	808	11.4
Battier	81	81	2839	303	621	.488	65	165	.394	147	208	.707	164	265	429	136	223	3	92	90	114	818	10.1
Wright	78	58	1689	194	406	.478	0	2	.000	66	117	.564	142	253	395	48	201	0	52	67	46	454	5.8
Tsakalidis	51	19	732	100	165	.606	0	0	---	57	87	.655	78	134	212	13	107	1	14	39	32	257	5.0
Warrick	68	2	724	101	228	.443	0	0	---	76	115	.661	43	101	144	30	113	0	14	56	21	278	4.1
D. Jones	71	4	967	109	263	.414	3	21	.143	60	93	.645	20	84	104	39	108	1	38	50	15	281	4.0
Cardinal	36	0	402	46	111	.414	13	29	.448	19	27	.704	11	44	55	33	65	0	23	27	0	124	3.4
Roberson	16	0	88	14	31	.452	5	10	.500	2	2	1.000	0	6	6	5	6	0	1	3	0	35	2.2
Burks	57	1	570	51	144	.354	1	6	.167	10	23	.435	4	33	37	76	45	0	20	36	0	113	2.0
Roberts	33	0	181	20	44	.455	0	2	.000	11	23	.478	26	23	49	5	30	0	8	5	2	51	1.5
Thomas	3	0	25	2	2	1.000	0	0	---	0	0	---	0	0	0	1	3	0	0	2	1	4	1.3
GRIZZLIES	82		19855	2746	6125	.448	590	1578	.374	1476	2077	.711	834	2379	3213	1586	1757	17	600	1134	442	7558	92.2
OPPONENTS	82		19855	2691	6172	.436	408	1223	.334	1465	1942	.754	927	2404	3331	1605	1867	14	597	1213	456	7255	88.5

## QUICK FACTS

- The Memphis Grizzlies wrap up the season with a 49-33 record (third in the Southwest Division), making the NBA Playoffs for the third consecutive year.
- Dallas sweeps Memphis, 4-0, in the first round of the 2006 NBA Playoffs.
- The Grizzlies hold their opponents to an NBA-low 88.5 points per game.
- Forward **Mike Miller** is named NBA Sixth Man of the Year after averaging 13.7 points, 5.4 rebounds and 2.7 assists in 74 games.
- Memphis shoots a franchise-best 37.4 percent from three-point range.
- Pau Gasol** becomes the first NBA All-Star in franchise history and grabs a game-high 12 rebounds.
- Gasol is named Western Conference Player of the Week twice (games played Feb. 27-March 2 and March 20-26).
- Gasol becomes the franchise's all-time leading rebounder on March 24 at New York, pulling down his 3,072nd rebound in a Grizzlies uniform.
- Gasol ties a franchise record by scoring 30-plus points in three consecutive games from March 24-28.

## NBA STATISTICAL RANKINGS

Category	Memphis	Opponents	Category	Memphis	Opponents
Points per game	92.2	27th	Assists Per Game	19.34	22nd
Field Goal Pct.	.448	20th	Steals Per Game	7.32	10th
Free Throw Pct.	.711	27th	Turnovers Per Game	13.83	8th
3-Pt. Field Goal Pct.	.374	8th	Blocks Per Game	5.39	T-8th
Offensive Rebounds Per Game	10.17	25th	Personal Fouls Per Game	21.43	7th
Defensive Rebounds Per Game	29.01	T-21st	Disqualifications	17	T-11th
Rebounds Per Game	39.18	28th	Points Per Game Differential	+3.7	6th



## 2005-06 GAME BY GAME

Date	Opponent	Mem	Opp	Hm	Rd	Tot	Atten	Grizzlies	Grizzlies	Opponent	
								Top Scorer	Top Rebounder	Top Scorer	
Nov 2	MIAMI	L	78	97	0-1	0-0	18,119	Gasol	26	Walker	25
Nov 4	at Orlando	W	94	85	0-1	1-0	14,942	E. Jones	25	Francis	22
Nov 5	CLEVELAND	W	113	106	1-1	1-0	17,368	Gasol	29	James	36
Nov 8	SEATTLE	W	94	69	2-1	1-0	14,319	Wright	20	Allen	15
Nov 9	at Boston	L	98	99	2-1	1-1	15,086	E. Jones	20	Pierce	29
Nov 11	at Cleveland	L	70	89	2-1	1-2	16,554	E. Jones	15	James	16
Nov 12	at Atlanta	W	85	84	2-1	2-2	15,949	Battier	22	Johnson	17
Nov 14	L.A. LAKERS	W	85	73	3-1	2-2	16,671	Gasol	20	Bryant	18
Nov 16	at Phoenix	W	115	103	3-1	3-2	15,808	Stoudamire	26	Marion	23
Nov 19	at Utah	W	80	72	3-1	4-2	16,356	Miller	18	Williams	21
Nov 20	at Denver	L	83	99	3-1	4-3	16,072	Gasol	24	Camby, Anthony	21
Nov 22	PORTLAND	L	87	95	3-2	4-3	14,555	Battier	21	Miles	22
Nov 25	HOUSTON	W	86	81	4-2	4-3	18,119	Battier	20	Anderson	16
Nov 26	at Dallas	W	112	92	4-2	5-3	20,135	Gasol	36	Nowitzki	27
Nov 30	at Toronto	W	92	66	4-2	6-3	10,5	Stoudamire	19	Bosh	15
Dec 2	ORLANDO	W	91	69	5-2	6-3	11,5	Miller	25	Stevenson	22
Dec 3	at Houston	W	90	75	5-2	7-3	12,5	Stoudamire	24	Yao	29
Dec 6	NO/OKLAHOMA CITY	W	89	73	6-2	7-3	13,271	Gasol	29	Mason, West	15
Dec 9	DALLAS	L	83	90	6-3	7-3	13,6	Miller	19	Gasol, Miller	8
Dec 10	at Indiana	L	66	80	6-3	7-4	13,7	Battier	13	Gasol	35
Dec 14	L.A. LAKERS	L	79	94	6-4	7-4	13,8	Battier	21	Gasol	12
Dec 17	PHOENIX	W	91	87	7-4	7-4	14-8	Gasol, Miller	14	Miller	11
Dec 19	DETROIT	L	104	106 <sub>(am)</sub>	7-5	7-4	14-9	Gasol	32	Gasol	13
Dec 21	PORTLAND	W	89	79	8-5	7-4	15-9	Gasol	26	Gasol	12
Dec 23	CHICAGO	W	95	77	9-5	7-4	16-9	Miller	27	Gasol	11
Dec 26	at Utah	L	102	105 <sub>(am)</sub>	9-5	7-5	16-10	Gasol	32	Gasol	11
Dec 28	at L.A. Lakers	W	100	99 <sub>(am)</sub>	9-5	8-5	17-10	Stoudamire	25	Miller	15
Dec 30	at Portland	W	93	90	9-5	9-5	18-10	Miller	23	Gasol, Battier	9
Dec 31	at Seattle	W	100	96	9-5	10-5	19-10	Gasol	22	Gasol	8
Jan 3	GOLDEN STATE	W	104	94	10-5	10-5	20-10	E. Jones	23	Gasol, Battier, Wright	7
Jan 6	UTAH	W	87	65	11-5	10-5	21-10	Gasol	27	Gasol	18
Jan 7	at Chicago	L	82	111	11-5	10-6	21-11	Burks	18	Gasol	7
Jan 10	SACRAMENTO	W	99	85	12-5	10-6	22-11	Gasol	27	Miller	10
Jan 13	NEW JERSEY	W	81	69	13-5	10-6	23-11	Miller	18	Gasol	16
Jan 14	at San Antonio	L	79	80	13-5	10-7	23-12	Gasol	26	E. Jones	10
Jan 16	SAN ANTONIO	L	83	93	13-6	10-7	23-13	Gasol	25	Gasol	9
Jan 18	at NO/OKLAHOMA CITY	L	79	87	13-6	10-8	23-14	Miller	21	E. Jones	8
Jan 20	at Philadelphia	L	86	89 <sub>(am)</sub>	13-6	10-9	23-15	E. Jones	22	Wright	10
Jan 22	at Washington	W	93	82	13-6	11-9	24-15	Miller	30	Five players tied	6
Jan 24	at Miami	L	82	94	13-6	11-10	24-16	Jackson	22	Gasol	7
Jan 25	MINNESOTA	W	107	87	14-6	11-10	25-16	Gasol	30	Gasol, Battier	8
Jan 27	at Detroit	L	89	95	14-6	11-11	25-17	Gasol	31	Gasol	7
Jan 28	NO/OKLAHOMA CITY	L	86	95	14-7	11-11	25-18	Gasol	25	Gasol	16
Jan 30	HOUSTON	W	86	77	15-7	11-11	26-18	Atkins	19	Gasol	11
Feb 1	DALLAS	L	80	81	15-8	11-11	26-19	Gasol	26	Gasol	10
Feb 4	at Milwaukee	L	78	88	15-8	11-12	26-20	Gasol	19	Gasol	12
Feb 7	at Sacramento	L	96	104	15-8	11-13	26-21	Gasol	24	Battier	10
Feb 8	at Phoenix	L	102	108	15-8	11-14	26-22	Jackson	17	Gasol	10
Feb 10	at L.A. Clippers	L	87	91	15-8	11-15	26-23	Gasol, Battier	16	Tsakalidis	12
Feb 11	at L.A. Lakers	W	100	99	15-8	12-15	27-23	Gasol	31	Gasol	12
Feb 13	at Golden State	W	81	79	15-8	13-15	28-23	Gasol	23	Gasol	13
Feb 15	SACRAMENTO	W	84	78	16-8	13-15	29-23	Gasol	24	Wright	9
Feb 21	TORONTO	W	94	88	17-8	13-15	30-23	Gasol	21	Battier	13
Feb 23	at Dallas	L	87	97	17-8	13-16	30-24	Jackson, Gasol	18	Jackson, Miller, Battier	7
Feb 24	SAN ANTONIO	L	80	83	17-8	13-16	30-25	Gasol	21	Gasol	12
Feb 26	at Minnesota	L	99	105	17-9	13-17	30-26	Gasol	23	Warrick	9
Feb 27	WASHINGTON	W	108	98	18-9	13-17	31-26	Gasol	39	Gasol	10
Mar 1	NEW YORK	W	101	99	19-9	13-17	32-26	Gasol	23	Gasol	7
Mar 5	at L.A. Clippers	W	102	86	19-9	14-17	33-26	Miller	20	Miller	7
Mar 6	at Denver	L	101	115	19-9	14-18	33-27	Jackson	22	Jackson, D. Jones	4
Mar 8	at Seattle	W	99	74	19-9	15-18	34-27	Gasol	21	Tsakalidis	15
Mar 10	at Sacramento	L	93	105	19-9	15-19	34-28	Gasol	26	Gasol	12
Mar 12	PHILADELPHIA	L	91	94	19-10	15-19	34-29	Tsakalidis	17	Tsakalidis	12
Mar 14	BOSTON	W	93	76	20-10	15-19	35-29	Tsakalidis	19	Tsakalidis	16
Mar 17	DENVER	W	116	102	21-10	15-19	36-29	Miller	41	Atkins	8
Mar 19	UTAH	W	90	84	22-10	15-19	37-29	Atkins	20	Gasol	10
Mar 21	INDIANA	W	105	75	23-10	15-19	38-29	Gasol	23	Gasol	8
Mar 23	L.A. CLIPPERS	W	95	85	24-10	15-19	39-29	E. Jones	23	Miller	14
Mar 24	at New York	W	91	75	24-10	16-19	40-29	Gasol	36	Wright	9
Mar 26	CHARLOTTE	W	102	95	25-10	16-19	41-29	Gasol	33	Gasol	15
Mar 28	SEATTLE	L	97	98	25-11	16-19	41-30	Gasol	44	Wright	14
Mar 29	at New Jersey	L	74	86	25-11	16-20	41-31	Gasol	21	Gasol	8
Mar 31	at NO/OKLAHOMA CITY	L	102	107	25-11	16-21	41-32	Battier	26	Battier	10
Apr 2	ATLANTA	W	98	87	26-11	16-21	42-32	Atkins	19	Gasol	10
Apr 4	GOLDEN STATE	W	100	75	27-11	16-21	43-32	Atkins	22	Tsakalidis	11
Apr 7	MILWAUKEE	W	100	90	28-11	16-21	44-32	Gasol	33	Gasol	14
Apr 9	at San Antonio	L	81	83	28-11	16-22	44-33	Tsakalidis	15	Battier	12
Apr 11	MINNESOTA	W	92	76	29-11	16-22	45-33	Gasol	19	Gasol	10
Apr 12	at Charlotte	W	96	88	29-11	17-22	46-33	E. Jones	16	Battier	8
Apr 15	at Houston	W	93	81	29-11	18-22	47-33	Miller	25	Gasol	10
Apr 18	L.A. CLIPPERS	W	101	95	30-11	18-22	48-33	Tsakalidis	18	Tsakalidis	9
Apr 19	at Minnesota	W	102	92 <sub>(am)</sub>	30-11	19-22	49-33	Cardinal	18	Roberts	12

INTRO

PLAYERS

OWNERSHIP

FRONT OFFICE

MEDIA

COMMUNITY

HISTORY

PLAYOFFS

REVIEW

OPONENTS

NBA

FEDERATION

AT A GLANCE



# SEASON REVIEW

## 2004-05 MEMPHIS GRIZZLIES (45-37)



**Back Row, L-R:** Eric Musselman, Mike Fratello, Lionel Hollins, John Welch, Mitchell Anderson, Ryan Humphrey, Stromile Swift, Pau Gasol, Jake Tsakalidis, Lorenzen Wright, Shane Battier, Brian Cardinal, James Posey, Scott McCullough, Yusuf Boyd, Mike Curtis, T.J. Zanin, Dana Davis. **Front Row, L-R:** Bonzi Wells, Antonio Burks, Jason Williams, Mike Miller, Earl Watson, Dahntay Jones, Andre Emmett.

Player	--Field Goals--						--3-Point FG--			--Free Throws--			--Rebounds--										Pts	Avg
	G	GS	Min	FG	FGA	Pct	FG	FGA	Pct	FT	FTA	Pct	Off	Def	Tot	Ast	PF	Dq	Stl	TO	Blk			
Gasol	56	53	1790	357	695	.514	1	6	.167	282	367	.768	130	280	410	135	146	1	37	137	93	997	17.8	
Miller	76	51	2278	387	766	.505	140	323	.433	108	150	.720	36	264	300	220	197	2	54	127	23	1022	13.4	
Wells	69	19	1489	272	617	.441	36	104	.346	141	188	.750	49	180	229	80	165	0	85	90	27	721	10.4	
Williams	71	68	1952	266	644	.413	107	330	.324	80	101	.792	19	103	122	399	91	0	75	130	5	719	10.1	
Swift	60	14	1279	219	488	.449	0	4	.000	166	219	.758	92	181	273	43	182	0	41	90	92	604	10.1	
Battier	80	72	2516	271	613	.442	70	177	.395	180	228	.789	158	255	413	126	201	2	91	75	77	792	9.9	
Wright	80	77	2287	320	683	.469	0	3	.000	131	198	.662	177	436	613	87	251	1	58	100	69	771	9.6	
Cardinal	58	16	1433	160	432	.370	44	125	.352	158	181	.873	63	162	225	114	172	3	88	83	19	522	9.0	
Posey	50	18	1382	127	356	.357	55	178	.309	96	111	.865	45	174	219	88	134	0	48	69	23	405	8.1	
Watson	80	14	1808	236	554	.426	52	163	.319	91	138	.659	35	129	164	359	184	0	83	167	19	615	7.7	
Jones	52	7	649	83	190	.437	23	60	.383	44	64	.688	11	58	69	21	81	0	13	29	11	233	4.5	
Burks	24	0	219	28	60	.467	3	11	.273	14	19	.737	1	11	12	28	25	0	13	12	1	73	3.0	
Humphrey	35	0	317	42	103	.408	0	2	.000	18	37	.486	50	37	87	6	35	0	10	23	1	102	2.9	
Tsakalidis	31	1	278	32	64	.500	0	0	---	14	18	.778	21	35	56	10	42	0	3	12	16	78	2.5	
Emmett	8	0	28	2	6	.333	0	0	---	3	5	.600	0	2	2	0	4	0	0	1	0	7	0.9	
GRIZZLIES	82		19705	2802	6271	.447	531	1486	.357	1526	2024	.754	887	2307	3194	1716	1910	9	699	1197	476	7661	93.4	
OPPONENTS	82		19705	2684	6215	.432	426	1215	.351	1679	2179	.771	993	2387	3380	1633	1853	15	612	1303	476	7473	91.1	

## QUICK FACTS

- The Memphis Grizzlies make the playoffs for the second consecutive season with a 45-37 record, despite playing under three different head coaches.
- On Nov. 25, 2004, Grizzlies Head Coach **Hubie Brown** resigns and **Lionel Hollins** is named interim head coach for the second time.
- Mike Fratello** is named head coach for the remainder of the season on Dec. 2.
- Phoenix sweeps Memphis 4-0 in the first round of the 2005 NBA Playoffs.
- The Grizzlies go 8-1 during the month of April, including a 5-0 home record, setting a franchise-record for best winning percentage and best record at home for a month.
- Mike Miller** shoots a club-record 43.3 percent from beyond the arc.

## NBA STATISTICAL RANKINGS

Category	Memphis	Opponents	Category	Memphis	Opponents
Points per game	93.4	23rd	Assists Per Game	20.93	20th
Field Goal Pct.	.447	16th	Steals Per Game	8.52	5th
Free Throw Pct.	.754	19th	Turnovers Per Game	14.60	19th
3-Pt. Field Goal Pct.	.357	12th	Blocks Per Game	5.80	5th
Offensive Rebounds Per Game	10.82	T-25th	Personal Fouls Per Game	23.29	22nd
Defensive Rebounds Per Game	28.13	28th	Disqualifications	9	4th
Rebounds Per Game	38.95	30th	Points Per Game Differential	+2.3	8th





## 2004-05 GAME BY GAME

Date	Opponent	Mem	Opp	Hm	Rd	Tot	Atten	Grizzlies Top Scorer	Grizzlies Top Rebounder	Opponent Top Scorer				
Nov 3	WASHINGTON	L	91	103	0-1	0-0	18,119	Wells	19	Gasol	9	Jamison	34	
Nov 5	HOUSTON	L	81	89	0-2	0-0	0-2	18,119	Gasol	21	Wright	9	McGrady	30
Nov 6	at Dallas	L	88	112	0-2	0-1	0-3	19,796	Gasol	18	Swift	11	Finley	23
Nov 9	at Houston	L	87	90	0-2	0-2	0-4	11,568	Swift	18	Gasol, Wells	6	Howard	20
Nov 10	L.A. LAKERS	W	110	87	1-2	0-2	1-4	18,119	Gasol	22	Swift	10	Bryant	20
Nov 12	GOLDEN STATE	W	96	67	2-2	0-2	2-4	17,086	Gasol	14	Gasol, Swift	11	Najera	16
Nov 14	at Seattle	L	113	118	2-2	0-3	2-5	12,302	Gasol	25	Battier, Swift	6	Allen	34
Nov 17	at Portland	W	101	82	2-2	1-3	3-5	14,176	Wells	25	Gasol, Wright	10	Randolph	16
Nov 19	at Sacramento	L	105	107	2-2	1-4	3-6	17,317	Swift	23	Gasol	18	Webber	31
Nov 20	at Golden State	W	100	87	2-2	2-4	4-6	16,164	Swift	20	Swift	12	Murphy	27
Nov 22	SAN ANTONIO	W	93	90	3-2	2-4	5-6	16,127	Wells	26	Wright	10	Duncan	26
Nov 24	SEATTLE	L	84	93	3-3	2-4	5-7	15,542	Battier	12	Wells	8	Lewis	27
Nov 26	at Minnesota	L	90	115	3-3	2-5	5-8	17,985	Miller	19	Gasol	7	Garnett	26
Nov 27	DALLAS	L	85	98	3-4	2-5	5-9	18,119	Miller	20	Gasol	13	Nowitzki	32
Nov 30	SACRAMENTO	L	93	98	3-5	2-5	5-10	14,192	Miller	25	Gasol	13	Stojakovic	29
Dec 1	at New York	L	82	90	3-5	2-6	5-11	17,858	Wells	16	Gasol	14	Marbury	26
Dec 3	PHILADELPHIA	W	94	86	4-5	2-6	6-11	16,806	Gasol	34	Gasol	15	Iverson	25
Dec 4	at Orlando	L	91	96	4-5	2-7	6-12	14,518	Gasol	20	Wells	7	Hill	23
Dec 7	NEW YORK	W	96	88	5-5	2-7	7-12	15,241	Watson	22	Gasol	8	Crawford	17
Dec 8	at Atlanta	W	97	89	5-5	3-7	8-12	7,271	Gasol	24	Gasol	7	Walker	31
Dec 10	at Miami	L	84	92	5-5	3-8	8-13	19,600	Wright	18	Gasol, Wright	11	Wade	26
Dec 11	DETROIT	W	72	68	6-5	3-8	9-13	18,119	Gasol	20	Wright	10	R. Wallace	22
Dec 13	CLEVELAND	L	86	92	6-6	3-8	9-14	15,516	Gasol	19	Wright	10	James	31
Dec 15	CHICAGO	L	88	96	6-7	3-8	9-15	14,163	Gasol	24	Posey, Wright	7	Curry	20
Dec 17	NEW JERSEY	W	89	84	7-7	3-8	10-15	18,119	Williams	27	Gasol	12	Jefferson	26
Dec 19	at L.A. Clippers	W	92	82	7-7	4-8	11-15	16,297	Gasol	20	Gasol	8	Maggette	22
Dec 20	at L.A. Lakers	W	82	72	7-7	5-8	12-15	18,997	Battier	17	Gasol	11	Butler	16
Dec 22	at Golden State	L	99	109	7-7	5-9	12-16	15,389	Posey	22	Swift	8	Richardson	24
Dec 23	at Phoenix	L	102	109	7-7	5-10	12-17	17,422	Miller	22	Battier	10	Stoudemire	30
Dec 27	L.A. CLIPPERS	W	96	76	8-7	5-10	13-17	15,273	Gasol	24	Posey	10	Maggette	14
Dec 29	BOSTON	W	117	109	9-7	5-10	14-17	18,119	Gasol	24	Gasol	11	LaFrentz	28
Jan 1	at Minnesota	W	104	95	9-7	6-10	15-17	16,577	Gasol	23	Wells	8	Garnett	30
Jan 3	UTAH	W	92	82	10-7	6-10	16-17	14,293	Gasol	25	Wright	12	Boozer	20
Jan 6	at Detroit	W	101	79	10-7	7-10	17-17	22,076	Wells	23	Wright	8	Hamilton	14
Jan 7	NEW ORLEANS	W	84	76	11-7	7-10	18-17	15,317	Gasol	20	Gasol	11	B. Davis	19
Jan 11	INDIANA	L	85	86	11-8	7-10	18-18	16,171	Gasol	31	Wright	9	O'Neal	35
Jan 14	at Charlotte	W	109	89	11-8	8-10	19-18	17,447	Gasol	19	Posey	7	Okafor	17
Jan 15	MILWAUKEE	W	101	82	12-8	8-10	20-18	17,539	Williams	25	Gasol	8	Redd	26
Jan 17	HOUSTON	W	99	80	13-8	8-10	21-18	18,119	Swift	18	Gasol	9	McGrady	20
Jan 19	at Phoenix	W	88	79	13-8	9-10	22-18	18,422	Wells	16	Battier	14	Richardson	19
Jan 21	at Denver	L	82	92	13-8	9-11	22-19	18,056	Wright	17	Wright	7	Boykins	25
Jan 22	at Utah	W	110	94	13-8	10-11	23-19	19,707	Gasol	23	Wright	7	Okur	22
Jan 25	ORLANDO	W	95	83	14-8	10-11	24-19	16,173	Swift	18	Swift	9	Francis, Hill	18
Jan 26	at Cleveland	L	111	114	14-8	10-12	24-20	17,057	Miller	28	Cardinal	7	Gooden, James	27
Jan 29	ATLANTA	W	84	83	15-8	10-12	25-20	18,119	Williams	23	Wright	9	Harrington	18
Jan 31	at New Orleans	W	98	91	15-8	11-12	26-20	11,610	Swift, Wright	19	Wright	11	Dickau	19
Feb 1	PHOENIX	W	108	97	16-8	11-12	27-20	16,637	Williams	19	Wright	13	Johnson	30
Feb 3	L.A. CLIPPERS	L	103	106	16-9	11-12	27-21	14,697	Miller	16	Wright	10	Simmons	26
Feb 8	MINNESOTA	W	108	96	17-9	11-12	28-21	16,169	Swift, Wright	18	Wright	12	Garnett	24
Feb 9	at Philadelphia	W	98	95	17-9	12-12	29-21	14,499	Jones	23	Wright	8	Iverson	38
Feb 11	PORTLAND	W	88	82	18-9	12-12	30-21	18,119	Swift	23	Wells	14	Randolph	26
Feb 13	at Indiana	L	73	76	18-9	12-13	30-22	17,290	Wright	18	Wright	13	Jackson	19
Feb 16	at Boston	L	88	90	18-9	12-14	30-23	13,078	Swift	19	Wright	10	Pierce	19
Feb 23	at Washington	L	83	93	18-9	12-15	30-24	15,705	Miller	16	Wright	8	Arenas	30
Feb 25	DENVER	L	94	97 <sup>nm</sup>	18-10	12-15	30-25	18,119	Cardinal	28	Wright	18	Boykins	19
Feb 26	at San Antonio	W	84	82	18-10	13-15	31-25	18,797	Wright	19	Cardinal, Miller	7	Duncan	27
Mar 1	GOLDEN STATE	W	99	97	19-10	13-15	32-25	14,209	Battier	25	Battier	10	Richardson	29
Mar 4	TORONTO	W	86	75	20-10	13-15	33-25	18,119	Battier	33	Wright	15	Rose	19
Mar 7	at L.A. Clippers	W	105	102	20-10	14-15	34-25	15,754	Wright	23	Battier	6	Maggette	37
Mar 8	at Sacramento	L	82	85	20-10	14-16	34-26	17,317	Cardinal	15	Miller	8	Bibby	26
Mar 11	at Utah	W	94	82	20-10	15-16	35-26	18,468	Miller	24	Wright	8	Kirinlenko	25
Mar 12	at Portland	L	66	80	20-10	15-17	35-27	17,553	Wright	21	Wright	12	Abdur-Rahim	25
Mar 14	PORTLAND	W	104	83	21-10	15-17	36-27	16,165	Miller	27	Wright	9	Stoudamire	20
Mar 16	at New Orleans	W	88	82	21-10	16-17	37-27	14,164	Posey	20	Cardinal, Wright	8	Nachbar	19
Mar 18	MINNESOTA	W	88	83	22-10	16-17	38-27	18,119	Williams	17	Posey	10	Garnett	30
Mar 20	PHOENIX	L	91	97	22-11	16-17	38-28	18,119	Battier	20	Wright	8	Johnson	28
Mar 24	at New Jersey	W	105	96	22-11	17-17	39-28	13,732	Wright, Williams	20	Wright	10	Carter	22
Mar 26	NEW ORLEANS	L	85	96	22-12	17-17	39-29	18,119	Cardinal	17	Wright	12	Smith	33
Mar 28	at Chicago	L	86	94	22-12	17-18	39-30	21,935	Wells	30	Miller	9	Curry	25
Mar 29	SEATTLE	L	99	102	22-13	17-18	39-31	17,256	Gasol	24	Gasol	8	Allen, James	22
Apr 1	at Milwaukee	W	93	82	22-13	18-18	40-31	14,983	Gasol	20	Gasol	7	Mason	24
Apr 3	L.A. LAKERS	W	102	82	23-13	18-18	41-31	18,119	Miller	22	Gasol	10	Butler	18
Apr 5	DENVER	L	91	94	23-14	18-18	41-32	18,119	Gasol	18	Wright	12	Anthony	24
Apr 6	at Toronto	W	104	74	23-14	19-18	42-32	14,964	Gasol	26	Wright	10	Rose	19
Apr 8	MIAMI	W	97	81	24-14	19-18	43-32	18,119	Miller	30	Wright	8	Wade	16
Apr 10	CHARLOTTE	W	102	95	24-14	19-18	44-32	16,953	Battier	25	Battier	11	Knight	22
Apr 11	at Dallas	L	89	110	25-14	19-19	44-33	20,044	Wright	18	Gasol	8	Howard	23
Apr 13	at Houston	L	92	100	25-14	19-20	44-34	17,060	Miller	37	Wright	10	Yao	28
Apr 15	at Denver	L	102	111	25-14	19-21	44-35	19,735	Miller	17	Wright	11	Anthony	22
Apr 16	at San Antonio	L	75	97	25-14	19-22	44-36	18,797	Gasol	17	Gasol	6	Bowen	15
Apr 18	SAN ANTONIO	W	94	92	26-14	19-22	45-36	17,183	Miller	28	Miller	9	Robinson	23
Apr 20	DALLAS	L	88	108	26-15	19-22	45-37	16,512	Gasol	18	Wright	9	Howard	27

INTRO

PLAYERS

OWNERSHIP

FRONT OFFICE

MEDIA

COMMUNITY

HISTORY

PLAYOFFS

REVIEW

OPONENTS

NBA

FEDERATION

AT A GLANCE





# SEASON REVIEW

## 2003-04 MEMPHIS GRIZZLIES (50-32)



**Back Row, L-R:** Brendan Brown, Hal Wissel, John Welch, Lionel Hollins, Tony Barone, Sr., Ryan Humphrey, Mike Miller, Stromile Swift, Lorenzen Wright, Jake Tsakalidis, Pau Gasol, Bo Outlaw, James Posey, Bonzi Wells, Scott McCullough, Yusuf Boyd, Dana Davis, T.J. Zanin, Mike Curtis. **Front Row, L-R:** Theron Smith, Earl Watson, Jason Williams, Hubie Brown, Shane Battier, Troy Bell, Dahntay Jones.

Player	--Field Goals--						--3-Point FG--			--Free Throws--			--Rebounds--										
	G	GS	Min	FG	FGA	Pct	FG	FGA	Pct	FT	FTA	Pct	Off	Def	Tot	Ast	PF	Dq	Stl	TO	Blk	Pts	Avg
Gasol	78	78	2458	506	1049	.482	4	15	.267	365	511	.714	206	394	600	198	185	1	44	187	132	1381	17.7
Posey	82	82	2451	368	770	.478	112	290	.386	278	335	.830	92	311	403	122	248	5	137	112	40	1126	13.7
Wells	59	17	1468	295	675	.437	21	61	.344	117	156	.750	57	142	199	104	159	2	71	129	16	728	12.3
Miller	65	65	1770	270	616	.438	80	215	.372	102	141	.723	42	174	216	232	162	3	59	107	14	722	11.1
Williams	72	68	2115	290	713	.407	120	364	.330	82	98	.837	25	122	147	492	97	0	92	136	5	782	10.9
Swift	77	10	1528	268	571	.469	1	4	.250	190	262	.725	141	237	378	38	188	4	56	88	118	727	9.4
Wright	65	46	1674	257	586	.439	0	5	.000	96	131	.733	144	301	445	71	192	4	45	77	58	610	9.4
Battier	79	1	1947	242	543	.446	65	186	.349	120	164	.732	102	201	303	101	187	1	101	56	58	669	8.5
Watson	81	14	1669	172	464	.371	26	106	.245	90	138	.652	49	129	178	402	175	3	91	146	19	460	5.7
Person	16	0	284	33	107	.308	11	43	.256	6	8	.750	2	16	18	23	11	0	5	16	2	83	5.2
Outlaw	82	1	1606	159	312	.510	0	4	.000	61	116	.526	125	217	342	90	170	0	73	69	70	379	4.6
Tsakalidis	40	28	533	67	133	.504	0	0	---	36	61	.590	37	91	128	18	79	1	9	23	22	170	4.3
Smith	20	0	178	16	43	.372	6	12	.500	6	8	.750	13	28	41	7	18	0	5	14	5	44	2.2
Bell	6	0	34	4	18	.222	0	4	.000	3	3	1.000	3	1	4	4	6	0	1	6	0	11	1.8
Jones	20	0	154	15	53	.283	1	4	.250	5	11	.455	7	16	23	12	23	0	5	12	6	36	1.8
Humphrey	2	0	11	1	4	.250	0	1	.000	0	0	---	2	1	3	1	3	0	1	2	0	2	1.0
GRIZZLIES	82		19880	2963	6657	.445	447	1314	.340	1557	2143	.727	1047	2381	3428	1915	1903	24	795	1226	565	7930	96.7
OPPONENTS	82		19880	2859	6550	.436	369	1091	.338	1643	2150	.764	1099	2508	3607	1674	1891	26	673	1395	461	7730	94.3

## QUICK FACTS

- The Memphis Grizzlies post a franchise-record 50 wins, including a club-high 31 home victories.
- The Grizzlies make their NBA Playoff debut vs. San Antonio, a 4-0 Spurs sweep.
- Memphis improves a team-record 22 games from the previous season.
- The team wins a franchise-best eight consecutive games from Jan. 11-25, 2004.
- **Hubie Brown** is named NBA Coach of the Year on April 21, while **Jerry West** is honored as NBA Executive of the Year on May 18.
- On Dec. 13 vs. New Jersey, the Grizzlies defeat the Nets by a franchise-best 47 points, 110-63.
- The team sets single-season records in total rebounds (3,428) and blocks (565).
- The club records a 25-3 mark when scoring 100-plus points and sets a franchise-record by going 5-0 in overtime games.

## NBA STATISTICAL RANKINGS

Category	Memphis		Opponents		Category	Memphis		Opponents	
Points per game	96.7	7th	94.5	15th	Assists Per Game	9.7	5th	20.41	8th
Field Goal Pct.	.445	8th	.436	13th	Steals Per Game	9.7	1st	8.21	21st
Free Throw Pct.	.727	24th	.764	24th	Turnovers Per Game	14.65	16th	17.01	3rd
3-Pt. Field Goal Pct.	.340	20th	.338	9th	Blocks Per Game	6.89	2nd	5.62	25th
Offensive Rebounds Per Game	12.77	9th	13.4	29th	Personal Fouls Per game	23.21	27th	23.06	4th
Defensive Rebounds Per Game	29.04	25th	30.59	18th	Disqualifications	24	27th	26	4th
Rebounds Per Game	41.8	17th	43.99	26th	Points Per Game Differential	+2.2	9th		



## 2003-04 GAME BY GAME

Date	Opponent	Mem	Opp	Hm	Rd	Tot	Atten	Grizzlies Top Scorer	Grizzlies Top Rebounder	Opponent Top Scorer				
Oct 31	BOSTON	L	91	93	0-1	0-0	0-1	16,178	Swift	18	Gasol	10	Baker	24
Nov 1	at Houston	W	79	71	0-1	1-0	1-1	13,051	Wright	21	Possey	9	Francis, Yao	19
Nov 3	SAN ANTONIO	W	88	80	1-1	1-0	2-1	12,821	Swift	14	Wright	9	Ginobili, Nesterovic	13
Nov 5	at Portland	L	87	93	1-1	1-1	2-2	14,634	Gasol, Miller	19	Possey	7	Randolph	20
Nov 7	at Phoenix	L	88	96	1-1	1-2	2-3	16,845	Gasol	23	Wright	9	Marion	20
Nov 8	at Utah	L	89	96	1-1	1-3	2-4	18,468	Possey	17	Gasol	12	Kirilenko	25
Nov 10	L.A. LAKERS	W	105	95	2-1	1-3	3-4	19,351	Gasol	22	Gasol	11	O'Neal	20
Nov 12	at Orlando	W	107	97	2-1	2-3	4-4	13,208	Gasol	28	Tsakalidis	8	McGrady	36
Nov 15	DALLAS	W	108	101 <sup>(OT)</sup>	3-1	2-3	5-4	16,195	Miller	22	Gasol	16	Finley, Nowitzki	19
Nov 19	DETROIT	L	92	99	3-2	2-3	5-5	13,340	Miller, Wright	18	Gasol	12	Billups	33
Nov 21	at Seattle	W	98	97	3-2	3-3	6-5	13,271	Williams	28	Gasol	9	Murray	26
Nov 23	at L.A. Lakers	L	89	121	3-2	3-4	6-6	18,997	Battier	18	Miller	10	Bryant	28
Nov 25	at Sacramento	L	89	109	3-2	3-5	6-7	17,317	Gasol	21	Gasol	10	Stojakovic	26
Nov 28	MINNESOTA	L	98	102	3-3	3-5	6-8	16,741	Williams	24	Gasol	12	Cassell	25
Nov 29	at Cleveland	W	122	115 <sup>(OT)</sup>	3-3	4-5	7-8	18,102	Gasol	37	Battier	12	James	33
Dec 1	at Boston	W	96	89	3-3	5-5	8-8	12,478	Gasol	19	Wright	13	Pierce	26
Dec 3	at New Jersey	W	96	93	3-3	6-5	9-8	13,617	Gasol, Possey	19	Gasol, Possey	6	Jefferson	30
Dec 5	WASHINGTON	W	92	77	4-3	6-5	10-8	11,737	Gasol	17	Gasol	12	Laethner	24
Dec 7	PORTLAND	W	93	79	5-3	6-5	11-8	11,538	Gasol, Miller	17	Gasol	12	Randolph	17
Dec 10	ATLANTA	W	103	90	6-3	6-5	12-8	10,527	Miller	22	Gasol	10	Terry	19
Dec 12	at Miami	L	88	91	6-3	6-6	12-9	14,429	Possey	19	Watson	8	Odum	29
Dec 13	NEW JERSEY	W	110	63	7-3	6-6	13-9	16,189	Wells	22	Gasol	9	Martin	12
Dec 15	at San Antonio	L	67	78	7-3	6-7	13-10	14,524	Wells	12	Gasol	8	Duncan	21
Dec 16	SACRAMENTO	W	105	100	8-3	6-7	14-10	11,210	Gasol	22	Wright	13	Stojakovic	27
Dec 19	MIAMI	W	97	83	9-3	6-7	15-10	13,869	Miller	18	Swift	8	Wade	21
Dec 20	at New Orleans	L	89	94	9-3	6-8	15-11	14,320	Wells	18	Swift	11	Davis	25
Dec 22	at Denver	L	99	106	9-3	6-9	15-12	16,155	Gasol	24	Gasol, Battier	14	Lenard	24
Dec 23	at Sacramento	L	97	114	9-3	6-10	15-13	17,317	Gasol	23	Gasol	10	Stojakovic	41
Dec 26	NEW YORK	L	94	98	9-4	6-10	15-14	16,344	Gasol	20	Wright	13	Van Horn	28
Dec 27	at Dallas	L	98	104	9-4	6-11	15-15	20,059	Wells	30	Wright	12	Finley	24
Dec 29	at Indiana	L	86	94	9-4	6-12	15-16	18,345	Gasol	20	Gasol	8	O'Neal	20
Dec 30	SEATTLE	L	99	105	9-5	6-12	15-17	15,127	Gasol	32	Gasol	11	Lewis	33
Jan 2	UTAH	W	100	88	10-5	6-12	16-17	13,041	Wells	21	Wright	11	Arroyo	25
Jan 3	ORLANDO	W	112	103	11-5	6-12	17-17	15,722	Gasol, Miller	17	Swift	15	McGrady	34
Jan 9	at Seattle	L	116	122	11-5	6-13	17-18	15,408	Possey	25	Wright	10	Lewis	26
Jan 11	at L.A. Clippers	W	108	107 <sup>(OT)</sup>	11-5	7-13	18-18	13,618	Miller	24	Wright	9	Jaric	23
Jan 12	at Golden State	W	115	113 <sup>(OT)</sup>	11-5	8-13	19-18	13,722	Swift	24	Battier	10	Dampier, Van Exel	23
Jan 15	CHICAGO	W	108	93	12-5	8-13	20-18	12,239	Possey	23	Gasol	8	Crawford, Williams	13
Jan 17	at Philadelphia	W	91	87	12-5	9-13	21-18	20,054	Gasol	16	Wright	11	Iverson	34
Jan 19	HOUSTON	W	88	83	13-5	9-13	22-18	18,619	Gasol	24	Gasol	11	Francis	23
Jan 21	L.A. LAKERS	W	88	82	14-5	9-13	23-18	19,351	Miller	18	Wright	8	Payton	24
Jan 23	SACRAMENTO	W	109	95	15-5	9-13	24-18	17,119	Miller	27	Wright	14	Divac	17
Jan 25	DENVER	W	106	88	16-5	9-13	25-18	17,284	Wells	17	Wright	6	Anthony	25
Jan 28	PORTLAND	L	76	88	16-6	9-13	25-19	11,472	Wells	20	Gasol	11	Randolph	21
Jan 30	UTAH	L	79	85	16-7	9-13	25-20	13,203	Possey	24	Swift	8	Kirilenko	21
Jan 31	at Detroit	L	78	80	16-7	9-14	25-21	22,076	Gasol	18	Gasol	10	Hamilton	20
Feb 2	GOLDEN STATE	W	106	101	17-7	9-14	26-21	10,229	Gasol, Wright	18	Outlaw	8	Richardson	19
Feb 4	at Milwaukee	W	103	101	17-7	10-14	27-21	12,531	Possey	31	Wright, Outlaw	7	Hughes	27
Feb 6	MILWAUKEE	W	105	85	18-7	10-14	28-21	15,433	Gasol	27	Gasol	12	Redd	20
Feb 8	at Minnesota	W	99	86	18-7	11-14	29-21	19,179	Gasol	27	Gasol	6	Cassell	34
Feb 9	at Denver	L	83	86	18-7	11-15	29-22	15,316	Battier	13	Possey	8	Anthony, Miller	20
Feb 11	L.A. CLIPPERS	W	110	102	19-7	11-15	30-22	11,189	Gasol	22	Wright	10	Brand	24
Feb 17	DALLAS	W	109	92	20-7	11-15	31-22	14,742	Possey	19	Battier	9	Nowitzki	24
Feb 20	PHOENIX	W	97	92	21-7	11-15	32-22	15,710	Possey	18	Gasol	10	Stoudemire	23
Feb 21	at Chicago	W	105	98	21-7	12-15	33-22	22,076	Possey	27	Wright, Gasol	9	Hinrich	25
Feb 23	DENVER	W	109	106	22-7	12-15	34-22	13,423	Gasol	25	Possey	8	Anthony	26
Feb 25	GOLDEN STATE	L	92	99	22-8	12-15	34-23	11,397	Possey	25	Possey	10	Claixon	20
Feb 27	at Milwaukee	L	104	106	22-8	12-16	34-24	18,289	Possey	25	Possey	10	Van Horn	30
Feb 28	NEW ORLEANS	W	97	92	23-8	12-16	35-24	18,373	Possey	24	Gasol	9	Davis	24
Mar 1	at San Antonio	W	81	80	23-8	13-16	36-24	16,705	Watson	13	Possey	9	Turkoglu	19
Mar 3	at Portland	W	97	88	23-8	14-16	37-24	16,511	Wells	28	Gasol	11	Patterson	19
Mar 6	at L.A. Clippers	W	98	92	23-8	15-16	38-24	15,481	Possey	15	Outlaw	11	Brand, Maggette	17
Mar 7	at Golden State	W	95	85	23-8	16-16	39-24	15,181	Wells	18	Gasol	8	Richardson	18
Mar 9	SAN ANTONIO	W	94	88	24-8	16-16	40-24	15,544	Gasol	27	Gasol	11	Parker	34
Mar 12	L.A. CLIPPERS	W	98	89	25-8	16-16	41-24	17,649	Gasol	24	Gasol	18	Richardson	25
Mar 13	at Houston	L	80	88	25-8	16-17	41-25	18,157	Swift	19	Possey	7	J. Jackson	20
Mar 16	PHILADELPHIA	W	82	79	26-8	16-17	42-25	18,524	Gasol	22	Gasol	10	McKie	22
Mar 18	SEATTLE	L	94	97	26-8	16-17	42-26	14,179	Gasol	21	Gasol	15	Allen, Radmanovic	19
Mar 20	INDIANA	W	99	95	27-9	16-17	43-26	16,808	Gasol, Swift	17	Outlaw, Smith, Swift	6	O'Neal	28
Mar 23	TORONTO	W	95	86	28-9	16-17	44-26	13,191	Gasol	29	Swift	13	Carter	30
Mar 24	at New York	W	111	97	28-9	17-17	45-26	19,763	Gasol	23	Battier	7	Marbury	23
Mar 26	HOUSTON	W	109	86	29-9	17-17	46-26	19,062	Swift	19	Swift	10	Francis	17
Mar 28	at Toronto	W	94	88	29-9	18-17	47-26	19,088	Gasol	23	Gasol	8	Rose	18
Mar 29	at Atlanta	W	136	133 <sup>(OT)</sup>	29-9	19-17	48-26	12,665	Possey	38	Possey	11	Jackson	28
Apr 2	PHOENIX	W	109	99	30-9	19-17	49-26	19,351	Possey	32	Swift	9	Stoudemire	31
Apr 4	at Minnesota	L	82	90	30-9	19-18	49-27	19,068	Possey	19	Gasol, Wells	7	Cassell	36
Apr 5	at Utah	L	81	92	30-9	19-19	49-28	19,911	Possey	18	Outlaw	6	Gricec	25
Apr 7	CLEVELAND	W	92	74	31-9	19-19	50-28	19,351	Possey	35	Wright	10	Wagner	18
Apr 9	at L.A. Lakers	L	95	103	31-9	19-20	50-29	18,997	Miller	22	Wright	10	Bryant	33
Apr 11	at Phoenix	L	83	89	31-9	19-21	50-30	15,216	Battier	18	Swift	10	Stoudemire	29
Apr 13	at Dallas	L	103	110	31-9	19-22	50-31	20,364	Wells	27	Battier, Gasol, Wright	7	Daniels	30
Apr 14	MINNESOTA	L	90	107	31-10	19-22	50-32	19,351	Gasol	16	Possey	5	Garnett	20

INTRO

PLAYERS

OWNERSHIP

FRONT OFFICE

MEDIA

COMMUNITY

HISTORY

PLAYOFFS

REVIEW

OPONENTS

NBA

FEDERATION

AT A GLANCE



# SEASON REVIEW

## 2002-03 MEMPHIS GRIZZLIES (28-54)



**Back Row, L-R:** Tony Barone, Sr., John Welch, Brendan Brown, Hal Wissel, Lionel Hollins, Ryan Humphrey, Robert Archibald, Lorenzen Wright, Pau Gasol, Cezary Trybanski, Stromile Swift, Mike Batiste, Mike Miller, Yusuf Boyd, Mike Douglas, T.J. Zanin, Mike Curtis, Scott McCullough. **Front Row, L-R:** Brevin Knight, Chris Owens, Jason Williams, Hubie Brown, Shane Battier, Wesley Person, Earl Watson.

	--Field Goals--						--3-Point FG--			--Free Throws--			--Rebounds--										
Player	G	GS	Min	FG	FGA	Pct	FG	FGA	Pct	FT	FTA	Pct	Off	Def	Tot	Ast	PF	Dq	Stl	TO	Blk	Pts	Avg
Gasol	82	82	2948	569	1116	.510	1	10	.100	416	565	.736	192	528	720	229	220	3	34	213	148	1555	19.0
Miller	16	13	360	77	151	.510	22	44	.500	29	36	.806	6	49	55	31	34	1	6	26	5	205	12.8
Williams	76	76	2407	333	859	.388	143	404	.354	110	131	.840	25	187	212	631	130	0	91	168	10	919	12.1
Gooden	51	29	1329	255	576	.443	14	46	.304	92	132	.697	105	190	295	63	121	1	38	105	22	616	12.1
Wright	70	49	1982	325	716	.454	0	5	.000	147	223	.659	170	358	528	80	209	7	51	110	54	797	11.4
Giricek	49	35	1187	207	478	.433	46	130	.354	88	107	.822	18	90	108	70	104	0	22	94	6	548	11.2
Person	66	44	1941	274	601	.456	100	231	.433	79	97	.814	24	168	192	112	64	0	42	56	19	727	11.0
Battier	78	47	2383	275	569	.483	86	216	.398	120	145	.828	128	217	345	105	207	0	102	68	88	756	9.7
Swift	67	26	1478	235	489	.481	0	2	.000	177	245	.722	114	270	384	45	152	3	55	99	104	647	9.7
Batiste	75	2	1248	197	467	.422	18	81	.222	69	88	.784	82	175	257	52	120	1	42	69	16	481	6.4
Watson	79	2	1366	170	391	.435	31	91	.341	62	86	.721	46	118	164	225	138	0	89	88	14	433	5.5
Dickerson	6	1	87	10	24	.417	4	11	.364	5	5	1.000	1	5	6	8	16	0	5	6	1	29	4.8
Owens	1	0	6	2	3	.667	0	0	---	0	0	---	0	1	0	0	0	0	1	0	0	4	4.0
Knight	55	4	928	97	228	.425	2	8	.250	20	37	.541	15	66	81	233	123	0	69	94	2	216	3.9
Humphrey	13	0	122	12	35	.343	0	0	---	5	11	.455	4	26	30	4	18	0	5	2	2	29	2.2
Archibald	12	0	72	6	20	.300	0	0	---	7	18	.389	6	11	17	3	9	0	0	7	3	19	1.6
Trybanski	15	0	86	5	20	.250	0	0	---	4	10	.400	6	8	14	1	13	0	0	8	6	14	0.9
GRIZZLIES	82		19930	3049	6743	.452	467	1279	.365	1430	1936	.739	943	2466	3409	1892	1678	16	651	1262	500	7995	97.7
OPPONENTS	82		19930	3224	7008	.460	431	1188	.363	1381	1819	.759	1126	2555	3681	1991	1782	21	714	1213	430	8260	101.0

## QUICK FACTS

- In only their second season in Memphis, the Grizzlies finish with a then club-record 28 wins, ranking sixth in the Midwest Division.
- Hubie Brown** replaces **Sidney Lowe** as head coach eight games into the season on Nov. 12.
- Memphis completes a four-player trade with Orlando, acquiring 2000-01 NBA Rookie of the Year **Mike Miller** and **Ryan Humphrey** and two draft picks in exchange for **Drew Gooden** and **Gordan Giricek** on Feb. 19.
- Jason Williams** ties a franchise record by dishing out 10+ assists in 4 straight games from March 13-24.
- The Grizzlies lose their first 13 games, the worst start in franchise history.

## NBA STATISTICAL RANKINGS

Category	Memphis	Opponents	Category	Memphis	Opponents
Points per game	97.5	8th	Assists Per Game	23.07	6th
Field Goal Pct.	.452	8th	Steals Per Game	7.94	14th
Free Throw Pct.	.739	24th	Turnovers Per Game	15.39	20th
3-Pt. Field Goal Pct.	.365	7th	Blocks Per Game	6.10	4th
Offensive Rebounds Per Game	11.50	20th	Personal Fouls Per game	20.46	6th
Defensive Rebounds Per Game	30.07	15th	Disqualifications	16	17th
Rebounds Per Game	41.57	19th	Points Per Game Differential	-3.2	22nd



## 2002-03 GAME BY GAME

Date	Opponent	Mem	Opp	Hm	Rd	Tot	Atten	Grizzlies	Grizzlies	Opponent	24
								Top Scorer	Top Rebounder	Top Scorer	
Oct 30	DALLAS	L	108	119	0-1	0-0	16,638	Giricek	29 Gasol	10 Nash	23
Nov 1	at Detroit	L	86	109	0-1	0-1	18,113	Gooden, Gasol	21 Gooden	5 Hamilton	24
Nov 2	SACRAMENTO	L	99	116	0-2	0-1	17,112	Gasol	20 Gasol, Swift	7 Divac	24
Nov 4	SAN ANTONIO	L	101	103 <sub>(m)</sub>	0-3	0-1	0-4	12,226	22 Battier, Swift	10 Duncan	29
Nov 6	at Portland	L	88	94	0-3	0-2	0-5	19,067	23 Swift	9 Wallace	18
Nov 8	at Sacramento	L	91	99	0-3	0-3	0-6	17,317	23 Gooden	10 Stojakovic	22
Nov 9	at Denver	L	73	84	0-3	0-4	0-7	16,179	21 Gooden	12 White	22
Nov 11	GOLDEN STATE	L	101	108	0-4	0-4	0-8	10,112	24 Gooden	9 Jamison	37
Nov 15	MINNESOTA	L	95	99	0-5	0-4	0-9	14,871	25 Swift	9 Garnett	28
Nov 16	at Chicago	L	88	95	0-5	0-5	0-10	20,653	18 Gooden	7 Marshall, Rose	31
Nov 19	at Minnesota	L	106	110 <sub>(m)</sub>	0-5	0-6	0-11	13,332	14 Swift	8 Garnett	34
Nov 20	PHILADELPHIA	L	88	95	0-6	0-6	0-12	17,197	21 Gooden	16 Iverson	33
Nov 22	at San Antonio	L	86	95	0-6	0-7	0-13	16,636	18 Batiste, Watson	6 Duncan	28
Nov 23	WASHINGTON	W	85	74	1-6	0-7	1-13	19,351	17 Gasol	15 Jordan	20
Nov 27	SEATTLE	W	117	99	2-6	0-7	2-13	13,729	28 Gooden	8 Lewis	24
Nov 29	L.A. LAKERS	L	106	112 <sub>(m)</sub>	2-7	0-7	2-14	19,351	24 Gooden	10 Bryant	45
Dec 1	TORONTO	L	87	92	2-8	0-7	2-15	13,213	14 Gasol	10 Carter	27
Dec 3	at L.A. Lakers	L	91	101	2-8	0-8	2-16	18,512	17 Gasol	9 O'Neal	28
Dec 4	at Phoenix	L	85	98	2-8	0-9	2-17	12,939	18 Gasol	10 Marion	32
Dec 6	at Utah	L	71	104	2-8	0-10	2-18	17,966	16 Gasol	8 Kirilenko	15
Dec 8	PHOENIX	W	102	94	3-8	0-10	3-18	12,469	21 Gasol	17 Marbury	35
Dec 10	at Miami	W	107	96	3-8	1-10	4-18	14,558	25 Gooden	9 Jones	33
Dec 11	DEWEY	W	96	93	4-8	1-10	5-18	11,889	18 Gasol	10 Harvey	23
Dec 13	HOUSTON	W	114	109 <sub>(m)</sub>	5-8	1-10	6-18	15,186	29 Gasol	12 Francis	29
Dec 14	at Dallas	L	87	104	5-8	1-11	6-19	19,732	17 Swift, Wright	7 Nash	26
Dec 16	GOLDEN STATE	W	104	91	6-8	1-11	7-19	12,447	18 Wright	12 Jamison	19
Dec 18	at Washington	L	100	118	6-8	1-12	7-20	20,173	25 Wright	7 Jordan	33
Dec 20	MILWAUKEE	W	95	84	7-8	1-12	8-20	12,642	23 Gasol	14 Cassell	19
Dec 22	UTAH	L	74	103	7-9	1-12	8-21	15,478	11 Wright	10 Harpring, Malone	17
Dec 27	ORLANDO	W	99	86	8-9	1-12	9-21	19,047	18 Gasol	10 McGrady	35
Dec 31	at Boston	L	89	96	8-9	1-13	9-22	17,080	18 Wright	12 Walker	33
Jan 3	L.A. CLIPPERS	W	116	111	9-9	1-13	10-22	14,789	31 Gasol, Wright	13 Maggette	34
Jan 6	NEW ORLEANS	W	106	102	10-9	1-13	11-22	12,809	28 Wright	14 Mashburn	30
Jan 8	at L.A. Clippers	L	95	103	10-9	1-14	11-23	14,842	23 Gasol, Wright	10 Brand	30
Jan 10	at Phoenix	L	90	96	10-9	1-15	11-24	15,005	22 Gasol	11 Marbury	25
Jan 12	at Sacramento	L	98	106	10-9	1-16	11-25	17,317	26 Gasol	12 Stojakovic	31
Jan 13	at Golden State	W	110	108	10-9	2-16	12-25	11,536	23 Wright	15 Ajasaj	30
Jan 15	at Portland	L	92	100	10-9	2-17	12-26	18,114	19 Wright	8 Wallace	38
Jan 17	at Seattle	L	97	103 <sub>(m)</sub>	10-9	2-18	12-27	14,176	21 Gasol	4 Payton	27
Jan 20	PORTLAND	L	87	99	10-10	2-18	12-28	19,084	22 Wright	9 McNinnis	15
Jan 22	at San Antonio	W	98	93	10-10	3-18	13-28	17,126	28 Gasol	17 Duncan	29
Jan 23	SACRAMENTO	L	98	104	10-11	3-18	13-29	17,973	24 Gasol	17 Webber	26
Jan 25	SEATTLE	L	83	95	10-12	3-18	13-30	13,228	25 Wright	12 Radmanovic	29
Jan 27	HOUSTON	L	95	100	10-13	3-18	13-31	12,352	26 Gooden, Wright	11 Francis	22
Jan 31	NEW YORK	L	102	108	10-14	3-18	13-32	17,643	32 Gasol, Wright	9 Eiseley	30
Feb 2	at Denver	L	78	93	10-14	3-19	13-33	13,274	16 Gasol	11 Howard	26
Feb 3	at Golden State	L	91	101	10-14	3-20	13-34	10,137	20 Battier	11 Arenas, Murphy	21
Feb 5	at Utah	L	84	105	10-14	3-21	13-35	19,473	17 Wright	13 Malone	31
Feb 12	NEW JERSEY	W	97	90	11-14	3-21	14-35	12,486	21 Battier, Gasol, Watson	8 Kidd	28
Feb 14	DALLAS	L	103	110	11-15	3-21	14-36	15,924	25 Gasol	7 Nowitzki	31
Feb 16	at Milwaukee	W	101	95	11-15	4-21	15-36	17,193	19 Gasol	11 Allen	23
Feb 18	INDIANA	W	108	103 <sub>(m)</sub>	12-15	4-21	16-36	12,143	24 Gasol	14 Artest, O'Neal	23
Feb 21	at New Orleans	L	123	125 <sub>(m)</sub>	12-15	4-22	16-37	16,591	23 Wright	6 Mashburn	50
Feb 22	at Houston	L	82	93	12-15	4-23	16-38	13,875	24 Wright	9 Mobley	29
Feb 24	UTAH	W	103	92	13-15	4-23	17-38	13,317	27 Gasol	9 Malone	22
Feb 26	at Philadelphia	L	107	111	13-15	4-24	17-39	19,568	32 Gasol	8 Iverson	34
Feb 28	MIAMI	W	126	116 <sub>(m)</sub>	14-15	4-24	18-39	19,351	25 Person	14 C.Butler, Jones	24
Mar 1	at Dallas	L	87	114	14-15	4-25	18-40	19,828	25 Swift	9 Nowitzki	28
Mar 3	BOSTON	L	110	111	14-16	4-25	18-41	13,521	23 Gasol	17 Pierce	31
Mar 5	DENVER	W	96	86	15-16	4-25	19-41	11,296	24 Swift	10 Hilario, Howard, White	14
Mar 8	at Cleveland	W	115	89	15-16	5-25	20-41	10,339	27 Swift	10 Davis	18
Mar 9	at Toronto	W	119	106	15-16	6-25	21-41	19,138	32 Swift	13 Carter	26
Mar 11	at New York	W	87	85	15-16	7-25	22-41	18,743	20 Swift	14 Harrington	18
Mar 12	CHICAGO	W	124	95	16-16	7-25	23-41	15,565	27 Gasol	10 Curry	21
Mar 16	ATLANTA	W	124	92	17-16	7-25	24-41	18,413	22 Battier, Gasol	16 Robinson	23
Mar 18	at Minnesota	L	80	96	17-16	7-26	24-42	15,355	18 Wright	8 Garnett	29
Mar 19	CLEVELAND	W	128	101	18-16	7-26	25-42	12,506	28 Gasol	7 Boozer	27
Mar 21	at Indiana	L	92	101	18-16	7-27	25-43	15,505	15 Swift	9 O'Neal	38
Mar 22	at New Jersey	L	99	107	18-16	7-28	25-44	15,340	24 Wright	8 Kittles	25
Mar 24	at Orlando	W	110	104	18-16	8-28	26-44	13,523	26 Wright	10 McGrady	34
Mar 26	PHOENIX	L	99	101	18-17	8-28	26-45	14,524	22 Wright	12 Marbury	23
Mar 28	at Seattle	L	71	95	18-17	8-29	26-46	17,072	13 Wright	15 Allen	25
Mar 30	at L.A. Clipper	L	100	102	18-17	8-30	26-47	16,225	29 Gasol	12 Maggette	18
Mar 31	at L.A. Lakers	L	94	110	18-17	8-31	26-48	18,997	22 Wright	15 O'Neal	34
Apr 2	SAN ANTONIO	L	87	105	18-18	8-31	26-49	12,116	24 Wright	8 Duncan	33
Apr 4	L.A. LAKERS	L	101	102	18-19	8-31	26-50	19,351	18 Gasol, Williams	11 O'Neal	33
Apr 5	at Atlanta	L	91	97	18-19	8-32	26-51	12,107	25 Gasol	13 Terry	23
Apr 8	L.A. CLIPPERS	W	111	108	19-19	8-32	27-51	11,618	25 Batiste	11 Maggette	22
Apr 11	PORTLAND	W	96	93	20-19	8-32	28-51	17,173	19 Swift	11 Randolph	31
Apr 13	DETROIT	L	97	110 <sub>(m)</sub>	20-20	8-32	28-52	15,704	24 Gasol	9 Billups	28
Apr 15	at Houston	L	86	97	20-20	8-33	28-53	14,704	15 Gasol	13 Francis	19
Apr 16	MINNESOTA	L	87	95	20-21	8-33	28-54	15,478	18 Gasol, Swift	14 Garnett	19

INTRO

PLAYERS

OWNERSHIP

FRONT OFFICE

MEDIA

COMMUNITY

HISTORY

PLAYOFFS

REVIEW

OPONENTS

NBA

FEDERATION

AT A GLANCE





# SEASON REVIEW

## 2001-02 MEMPHIS GRIZZLIES (23-59)



**Back Row, L-R:** Dana Davis, Scott McCullough, Tom Penn, Billy Knight, Rob Hackett, Dick Versace, Rodney Buford, Shane Battier, Grant Long, Pau Gasol, Lorenzen Wright, Antonis Fotsis, Tony Massenburg, Stromile Swift, Scott Roth, Mitchell Anderson, Bob Staak, Michael Adams, Michael Douglas. **Front Row, L-R:** Brevin Knight, Will Solomon, Jason Williams, Michael Heisley, Sidney Lowe, Nick Anderson, Michael Dickerson, Eddie Gill.

Player	--Field Goals--						--3-Point FG--			--Free Throws--			--Rebounds--										
	G	GS	Min	FG	FGA	Pct	FG	FGA	Pct	FT	FTA	Pct	Off	Def	Tot	Ast	PF	Dq	Stl	TO	Blk	Pts	Avg
Gasol	82	79	3007	551	1064	.518	1	5	.200	338	477	.709	238	492	730	223	195	2	41	224	169	1441	17.6
Williams	65	65	2236	376	985	.382	127	430	.295	80	101	.792	22	173	195	519	102	0	111	214	7	959	14.8
Battier	78	78	3097	412	961	.429	103	276	.373	198	283	.700	180	238	418	216	215	2	121	155	81	1125	14.4
Wright	43	33	1251	223	486	.459	0	2	.000	70	123	.569	130	275	405	44	126	0	30	72	23	516	12.0
Swift	68	14	1805	293	611	.480	0	3	.000	217	305	.711	161	269	430	50	178	3	53	122	113	803	11.8
Dickerson	4	4	124	15	48	.313	8	21	.381	5	6	.833	3	9	12	9	12	0	3	8	1	43	10.8
Buford	63	21	1769	258	593	.435	17	70	.243	58	80	.725	52	220	272	71	110	1	42	63	12	591	9.4
Knight	53	11	1151	141	334	.422	2	8	.250	87	115	.757	11	98	109	302	135	1	79	111	7	371	7.0
Long	66	56	1868	164	385	.426	3	17	.176	86	123	.699	31	200	231	136	123	0	63	103	12	417	6.3
Massenburg	73	31	1247	159	349	.456	1	1	1.000	84	117	.718	100	224	324	26	174	2	30	65	31	403	5.5
Solomon	62	4	872	113	331	.341	46	162	.284	49	73	.671	12	56	68	92	76	0	35	62	7	321	5.2
Gill	23	5	384	39	92	.424	7	22	.318	31	39	.795	7	21	28	49	38	0	11	34	3	116	5.0
Anderson	15	0	219	21	76	.276	13	48	.271	5	9	.556	1	32	33	14	17	0	6	14	6	60	4.0
Fotsis	28	1	320	42	104	.404	7	23	.304	17	20	.850	25	37	62	10	22	0	9	21	11	108	3.9
GRIZZLIES	82		19780	2851	6535	.436	336	1096	.307	1334	1883	.708	984	2413	3397	1785	1571	11	646	1344	488	7372	89.9
OPPONENTS	82		19780	3119	6829	.457	398	1112	.358	1346	1788	.753	1135	2560	3695	1961	1784	12	781	1207	457	7982	97.3

## QUICK FACTS

- On July 3, 2001, the NBA Board of Governors officially approves the move of the Grizzlies from Vancouver, B.C. to Memphis, Tennessee.
- In the franchise's first season in Memphis, the Grizzlies finish with a 23-59 record, tying the most wins in franchise history.
- The club earns its first win in the city of Memphis with a 98-83 victory on Nov. 17 vs. Cleveland.
- Pau Gasol** is named NBA Rookie of the Year after averaging 17.6 points, 8.9 rebounds and 2.06 blocks in 82 games, while winning Rookie of the Month on three occasions (November, January, March).
- Shane Battier** joins Gasol on the NBA All-Rookie First Team after posting 14.4 points and 5.4 rebounds in 78 games.
- The Grizzlies complete their biggest comeback in franchise history on March 25, 2002 at Portland, rallying from 25 points down to win 103-100.
- Jason Williams** dishes out a franchise-best 19 assists on March 30 vs. Golden State.
- Gasol blocks 169 shots, setting the Grizzlies single-season record.
- Lorenzen Wright** grabs single-game high 26 rebounds on Nov. 4 vs. Dallas.
- On Jan. 29, 2002, the Grizzlies first-ever draft selection, **Bryant Reeves**, retires due to chronic back pain.

## NBA STATISTICAL RANKINGS

Category	Memphis	Opponents	Category	Memphis	Opponents
Points Per Game	89.9	27th	Assists Per Game	21.77	16th
Field Goal Pct.	.436	21st	Steals Per Game	7.88	16th
Free Throw Pct.	.708	28th	Turnovers Per Game	16.39	27th
3-Pt Field Goal Pct.	.307	28th	Blocks Per Game	5.95	7th
Offensive Rebounds Per Game	12.00	16th	Personal Fouls Per Game	19.16	3rd
Defensive Rebounds Per Game	29.43	21st	Disqualifications	11	11th
Rebounds Per Game	41.43	24th	Points Per Game Differential	-7.3	28th





## 2001-02 GAME BY GAME

Date	Opponent	Mem	Opp	Hm	Rd	Tot	Atten	Grizzlies Top Scorer	Grizzlies Top Rebounder	Opponent Top Scorer		
Nov 1	DETROIT	L	80	90	0-1	0-0	19,405	Wright	17 Wright	12 Stackhouse	34	
Nov 2	at Minnesota	L	102	111	0-1	0-1	16,922	Battier	22 Wright	12 Garnett	30	
Nov 4	DALLAS	L	85	94	0-2	0-1	13,177	Wright	33 Wright	26 Howard	36	
Nov 6	at Phoenix	L	101	113	0-2	0-2	0-4	12,765	Gasol	27 Wright	14 Hardaway	26
Nov 7	at L.A. Clippers	L	92	108	0-2	0-3	0-5	13,835	Gasol	24 Wright	11 Brand, Molkins, Richardson	21
Nov 9	at L.A. Lakers	L	86	110	0-2	0-4	0-6	18,997	Swift	21 Gasol	12 O'Neal	20
Nov 12	GOLDEN STATE	L	79	86	0-3	0-4	0-7	11,126	Wright	19 Wright	15 Fortson	20
Nov 15	PORTLAND	L	85	101	0-4	0-4	0-8	10,161	Battier	30 Wright	10 Wallace	27
Nov 17	CLEVELAND	W	98	93	1-4	0-4	1-8	13,874	Battier	20 Gasol	10 Murray	27
Nov 21	at Cleveland	L	94	101	1-4	0-5	1-9	10,804	Gasol	26 Gasol	8 Person	24
Nov 23	PHOENIX	L	89	103	1-5	0-5	1-10	16,308	Battier, Gasol	18 Wright, Gasol	8 Delk	23
Nov 24	at Detroit	L	84	91	1-5	0-6	1-11	15,256	Williams	25 Wright	13 Robinson	23
Nov 26	SACRAMENTO	W	98	94	2-5	0-6	2-11	12,215	Buford	21 Massenburg	10 Stojakovic	21
Nov 29	at Toronto	L	88	91	2-5	0-7	2-12	19,800	Gasol	22 Wright	11 Carter	23
Nov 30	HOUSTON	W	102	85	3-5	0-7	3-12	12,344	Williams	38 Wright	9 Williams	15
Dec 2	at Philadelphia	W	93	87	3-5	1-7	4-12	20,433	Gasol	20 Gasol	10 Iverson	30
Dec 3	at Orlando	L	71	113	3-5	1-8	4-13	13,340	Swift	13 Wright	7 Miller	26
Dec 6	MINNESOTA	L	80	105	3-6	1-8	4-14	12,861	Gasol	22 Gasol	11 Brandon	22
Dec 8	PHILADELPHIA	W	92	83	4-6	1-8	5-14	19,405	Gasol	24 Gasol, Austin	8 Cummings	28
Dec 11	WASHINGTON	L	81	91	4-7	1-8	5-15	19,405	Williams	17 Gasol	13 Hamilton	20
Dec 13	at Denver	L	86	89	4-7	1-9	5-16	11,231	Battier	19 Gasol	13 Lenard	25
Dec 15	at Golden State	L	84	93	4-7	1-10	5-17	11,537	Williams	18 Swift	10 Jamison	20
Dec 16	at Sacramento	L	87	104	4-7	1-11	5-18	17,317	Gasol	15 Gasol	12 Webber	22
Dec 18	MILWAUKEE	L	105	114	4-8	1-11	5-19	12,476	Swift	27 Gasol	15 Allen	26
Dec 20	at New York	W	90	88	4-8	2-11	6-19	19,763	Battier	21 Battier	9 Sprewell	27
Dec 21	L.A. LAKERS	W	114	108	5-8	2-11	7-19	19,405	Williams	26 Gasol	7 Bryant	36
Dec 23	at Boston	L	80	85	5-8	2-12	7-20	15,386	Battier	22 Gasol	10 Walker	24
Dec 26	CHICAGO	W	107	85	6-8	2-12	8-20	16,237	Gasol	27 Gasol	14 Mercer	22
Dec 28	at Miami	W	91	86	6-8	3-12	9-20	15,558	Williams	19 Gasol, Swift	10 Mourning	20
Dec 30	SAN ANTONIO	L	79	83	6-9	3-12	9-21	17,358	Gasol	24 Gasol	15 Duncan	27
Jan 2	at New Jersey	L	74	92	6-9	3-13	9-22	7,796	Battier	20 Gasol	12 Williams	20
Jan 4	ATLANTA	L	109	113	6-10	3-13	9-23	13,342	Battier	22 Gasol	11 Abdur-Rahim	22
Jan 6	SEATTLE	L	77	89	6-11	3-13	9-24	12,832	Williams	19 Gasol, Swift	8 Payton	24
Jan 8	TORONTO	W	84	81	7-11	3-13	10-24	14,323	Gasol, Swift	30 Gasol, Massenburg, Swift	10 Carter	31
Jan 10	at Phoenix	W	102	96	7-11	4-13	11-24	14,379	Gasol	31 Swift	10 Marion	20
Jan 12	at Utah	W	97	95 <sub>(OT)</sub>	7-11	5-13	12-24	18,875	Williams	22 Massenburg	9 Malone	23
Jan 14	at L.A. Lakers	L	81	120	7-11	5-14	12-25	18,997	Gasol	25 Gasol, Swift	12 Bryant	56
Jan 17	DALLAS	L	97	108	7-12	5-14	12-26	12,732	Gasol	26 Gasol	11 Nowitzki	32
Jan 19	ORLANDO	L	103	119	7-13	5-14	12-27	17,344	Gasol	26 Gasol	17 McGrady	25
Jan 21	at Sacramento	L	98	112	7-13	5-15	12-28	17,317	Massenburg	23 Swift	11 Webber	24
Jan 23	at Golden State	L	95	107	7-13	5-16	12-29	10,003	Gasol	27 Gasol	10 Jamison	30
Jan 24	at Portland	L	82	120	7-13	5-17	12-30	18,740	Knight	22 Swift	9 Wallace	20
Jan 26	at Chicago	L	92	95	7-13	5-18	12-31	18,087	Gasol	26 Battier	8 Miller	32
Jan 28	L.A. CLIPPERS	W	119	115 <sub>(OT)</sub>	8-13	5-18	13-31	11,278	Gasol	23 Gasol	10 Olowokandi	27
Jan 30	at Indiana	L	82	83	8-13	5-19	13-32	16,445	Battier	27 Gasol	13 Rose	25
Feb 1	L.A. LAKERS	L	85	100	8-14	5-19	13-33	19,405	Gasol, Knight	13 Swift	6 O'Neal	26
Feb 3	CHARLOTTE	L	79	97	8-15	5-19	13-34	14,827	Swift	13 Swift	8 Campbell	19
Feb 5	UTAH	W	86	79	9-15	5-19	14-34	12,216	Buford	20 Gasol	13 Kirilenko	15
Feb 7	at Milwaukee	L	103	107	9-15	5-20	14-35	17,726	Gasol	30 Battier, Gasol	10 Allen, Cassell	29
Feb 12	at Houston	L	78	85	9-15	5-21	14-36	10,291	Gasol	25 Gasol	11 Mobley	26
Feb 14	DENVER	L	85	100	9-16	5-21	14-37	12,867	Wright	20 Gasol	11 LaFrentz	23
Feb 17	at Charlotte	W	92	78	9-16	6-21	15-37	9,952	Swift	19 Gasol	12 Campbell	17
Feb 19	at San Antonio	L	93	99 <sub>(OT)</sub>	9-16	6-22	15-38	16,229	Battier, Gasol	26 Battier	10 Duncan	23
Feb 21	PHOENIX	L	72	78	9-17	6-22	15-39	13,417	Battier, Gasol	15 Wright	12 Marion	18
Feb 25	L.A. CLIPPERS	L	77	90	9-18	6-22	15-40	11,878	Gasol	21 Gasol	13 Brand	27
Feb 26	at Dallas	L	91	104	9-18	6-23	15-41	19,970	Battier	18 Gasol	9 Finley	30
Feb 28	at Utah	L	70	114	9-18	6-24	15-42	17,751	Buford	15 Wright, Battier, Gasol	7 Marshall	20
Mar 1	at Denver	L	83	96	9-18	6-25	15-43	16,177	Gasol	26 Wright	10 Howard	24
Mar 3	SEATTLE	L	71	96	9-19	6-25	15-44	14,121	Buford	16 Gasol	12 Payton	20
Mar 4	at Atlanta	L	76	95	9-19	6-26	15-45	7,714	Battier	20 Wright	7 Kukoc	24
Mar 7	INDIANA	W	122	111	10-19	6-26	16-45	12,234	Williams	33 Gasol	15 O'Neal	31
Mar 9	MIAMI	L	88	93	10-20	6-26	16-46	16,226	Williams	19 Wright	16 Jackson, Mourning	18
Mar 11	UTAH	W	79	78	11-20	6-26	17-46	11,838	Gasol	20 Wright	13 Marshall	16
Mar 12	at San Antonio	L	84	98	11-20	6-27	17-47	19,519	Williams	18 Wright	11 Duncan	23
Mar 15	BOSTON	L	97	103	11-21	6-27	17-48	17,129	Gasol	22 Gasol	12 Walker	38
Mar 17	NEW JERSEY	L	76	87	11-22	6-27	17-49	15,871	Gasol	18 Wright	11 Kittles	19
Mar 19	NEW YORK	L	92	101	11-23	6-27	17-50	14,784	Massenburg	19 Gasol, Massenburg	11 Houston	26
Mar 21	MINNESOTA	L	93	95	11-24	6-27	17-51	12,314	Battier	28 Gasol	8 Garnett	25
Mar 23	at Dallas	L	100	111	11-24	6-28	17-52	20,184	Gasol	23 Wright	9 Nowitzki	34
Mar 25	at Portland	W	103	100	11-24	7-28	18-52	20,441	Wright	21 Wright	9 Wells	24
Mar 27	at Seattle	L	82	96	11-24	7-29	18-53	13,896	Williams	26 Wright	10 Payton	32
Mar 30	GOLDEN STATE	W	105	99	12-24	7-29	19-53	14,411	Gasol	26 Wright	17 Sura	18
Apr 2	SACRAMENTO	L	83	107	12-25	7-29	19-54	11,835	Swift	20 Gasol	14 Jackson	19
Apr 3	at Minnesota	L	81	92	12-25	7-30	19-55	17,183	Gasol	18 Gasol	11 Billups	26
Apr 5	HOUSTON	W	99	81	13-25	7-30	20-55	14,188	Gasol	32 Gasol	14 Francis	22
Apr 6	at Washington	L	85	88	13-25	7-31	20-56	20,674	Gasol	16 Battier, Buford, Wright	9 Hamilton, Alexander	15
Apr 9	DENVER	W	97	86	14-25	7-31	21-56	11,208	Swift	20 Swift	9 Howard	18
Apr 11	PORTLAND	W	102	99	15-25	7-31	22-56	13,248	Gasol	23 Wright	10 Wallace	22
Apr 13	SAN ANTONIO	L	92	113	15-26	7-31	22-57	19,405	Battier	19 Battier	9 Duncan	30
Apr 14	at Houston	W	98	95	15-26	8-31	23-57	10,893	Gasol	19 Gasol	11 Willis	18
Apr 16	at L.A. Clippers	L	84	92	15-26	8-32	23-58	20,264	Gasol	19 Gasol	11 Olowokandi	25
Apr 17	at Seattle	L	94	109	15-26	8-33	23-59	17,072	Swift	31 Swift	10 Mason	33

INTRO

PLAYERS

OWNERSHIP

FRONT OFFICE

MEDIA

COMMUNITY

HISTORY

PLAYOFFS

REVIEW

OPONENTS

NBA

FEDERATION

AT A GLANCE



# SEASON REVIEW

## 2000-01 VANCOUVER GRIZZLIES (23-59)



**Back Row, L-R:** Mitchell Anderson, Scott Roth, Stromile Swift, Grant Long, Ike Austin, Bryant Reeves, Shareef Abdur-Rahim, Tony Massenburg, Matt Hoffer, Clyde Smith, JB Mahli. **Middle Row, L-R:** Bob Staak, Sidney Lowe, Michael Adams, Scott McCullough, Robert Hackett, Dana Davis. **Front Row, L-R:** Brent Price, Erick Strickland, Michael Dickerson, Mike Bibby, Mahmoud Abdul-Rauf, Damon Jones, Kevin Edwards.

Player	--Field Goals--						--3-Point FG--			--Free Throws--			--Rebounds--										
	G	GS	Min	FG	FGA	Pct	FG	FGA	Pct	FT	FTA	Pct	Off	Def	Tot	Ast	PF	Dq	Stl	TO	Blk	Pts	Avg
Abdur-Rahim	81	81	3241	604	1280	.472	12	64	.188	443	531	.834	175	560	735	250	238	1	90	231	77	1663	20.5
Dickerson	70	69	2618	425	1020	.417	86	230	.374	206	270	.763	70	159	229	233	207	0	62	162	27	1142	16.3
Bibby	82	82	3190	525	1157	.454	108	285	.379	143	188	.761	47	257	304	685	148	1	107	248	12	1301	15.9
Harrington	44	40	1267	180	386	.466	0	3	.000	120	154	.779	102	187	289	36	136	3	19	104	26	480	10.9
Reeves	75	48	1832	254	552	.460	1	4	.250	113	142	.796	132	320	452	80	243	5	43	90	54	622	8.3
Jones	71	10	1415	170	416	.409	84	231	.364	37	52	.712	16	108	124	224	58	0	36	76	1	461	6.5
Abdul-Rauf	41	0	486	120	246	.488	4	14	.286	22	29	.759	5	20	25	76	50	0	9	26	1	266	6.5
Strickland	22	0	409	41	136	.301	14	48	.292	44	51	.863	9	67	76	66	42	0	22	27	1	140	6.4
Long	66	27	1507	140	319	.439	4	15	.267	112	157	.713	76	198	274	83	160	2	72	62	15	396	6.0
Swift	80	6	1312	153	339	.451	0	4	.000	85	141	.603	109	175	284	28	160	0	62	64	82	391	4.9
Massenburg	52	20	823	92	199	.462	0	0	---	49	70	.700	75	135	210	9	122	0	10	48	28	233	4.5
Austin	52	16	845	96	270	.356	6	24	.250	28	40	.700	50	172	222	58	94	0	20	54	23	226	4.3
Edwards	46	5	634	56	170	.329	5	19	.263	43	53	.811	23	59	82	52	46	0	29	37	8	160	3.5
Price	6	0	30	3	11	.273	1	4	.250	6	7	.857	1	3	4	5	8	0	2	4	0	13	2.2
West	15	6	171	11	38	.289	0	2	.000	6	7	.857	4	11	15	14	21	0	3	4	4	28	1.9
GRIZZLIES	82		19780	2870	6539	.439	325	947	.343	1457	1892	.770	894	2431	3325	1899	1733	12	586	1291	359	7522	91.7
OPPONENTS	82		19780	3143	6791	.463	389	1075	.362	1317	1798	.732	1052	2534	3586	1935	1768	16	710	1217	476	7992	97.5

## QUICK FACTS

- The Grizzlies conclude their final season in Vancouver with a 23-59 record.
- The team wins its last game as the Vancouver Grizzlies, 95-81, on April 18 at Golden State.
- Over a span of 12:32, **Shareef Abdur-Rahim** scores a club-high 22 consecutive points on Dec. 1 vs. Indiana.
- **Mike Bibby** sets a franchise record with 685 assists in a single season.
- Rookie **Stromile Swift** competes in the Dunk Contest during All-Star weekend in Washington, D.C.
- On April 11, 2000, the NBA approves the sale of the Vancouver Grizzlies by Orca Bay Sports & Entertainment to **Michael Heisley**.

## NBA STATISTICAL RANKINGS

Category	Vancouver		Opponents		Category	Vancouver		Opponents	
Points Per Game	91.7	25th	97.5	26th	Assists Per Game	23.2	8th	23.6	26th
Field Goal Pct.	.439	17th	.463	26th	Steals Per Game	7.15	23rd	8.66	28th
Free Throw Pct.	.770	6th	.732	4th	Turnovers Per Game	15.7	20th	14.8	17th
3-Pt. Field Goal Pct.	.343	21st	.362	22nd	Blocks Per Game	4.38	25th	5.80	21st
Offensive Rebounds Per Game	10.9	26th	12.8	26th	Personal Fouls Per Game	21.1	7th	21.6	20th
Defensive Rebounds Per Game	29.6	22nd	30.9	18th	Disqualifications	12	8th	16	15th
Rebounds Per Game	40.5	24th	43.7	22nd	Points Per Game Differential	-5.8	26th		



## 2000-01 GAME BY GAME

Date	Opponent	Van	Opp	Hm	Rd	Tot	Atten	Grizzlies Top Scorer	Grizzlies Top Rebounder	Opponent Top Scorer				
Oct 31	SEATTLE	W	94	88	1-0	0-0	1-0	15,779	Abdur-Rahim	27	Payton	27		
Nov 2	at L.A. Clippers	W	99	91	1-0	1-0	2-0	15,546	Dickerson	20	Harrington	13	Odum	17
Nov 4	L.A. LAKERS	L	89	98	1-1	1-0	2-1	18,183	Abdur-Rahim	24	Abdur-Rahim	9	O'Neal	27
Nov 6	ATLANTA	W	97	87	2-1	1-0	3-1	11,639	Abdur-Rahim, Harrington	18	Austin	9	Henderson, Wright	19
Nov 8	at Dallas	W	101	74	2-1	2-0	4-1	11,500	Abdur-Rahim	22	Abdur-Rahim	12	Laettner	17
Nov 9	at Houston	L	78	85	2-1	2-1	4-2	10,906	Abdur-Rahim	17	Abdur-Rahim	8	Taylor	21
Nov 11	at San Antonio	L	78	91	2-1	2-2	4-3	18,556	Dickerson	18	Abdur-Rahim	11	Duncan	20
Nov 16	L.A. CLIPPERS	L	72	76	2-2	2-2	4-4	12,210	Dickerson	16	Harrington	10	Odum	21
Nov 18	DALLAS	L	88	91	2-3	2-2	4-5	13,301	Harrington	23	Austin	10	Davis, Nowitzki	20
Nov 20	DENVER	L	92	95	2-4	2-2	4-6	11,809	Abdur-Rahim	19	Abdur-Rahim	14	McDyess	21
Nov 22	at Minnesota	L	100	101	2-4	2-3	4-7	16,783	Bibby	37	Abdur-Rahim	10	Garnett	24
Nov 24	at Detroit	L	96	118	2-4	2-4	4-8	14,709	Abdur-Rahim	29	Abdur-Rahim	12	Stackhouse	31
Nov 26	at Boston	W	98	87	2-4	3-4	5-8	11,551	Abdur-Rahim	27	Abdur-Rahim	21	Pierce	27
Nov 27	at New York	L	72	97	2-4	3-5	5-9	19,763	Bibby	17	Long	9	Rice	23
Nov 29	PHOENIX	W	109	106 <sub>am</sub>	3-4	3-5	6-9	12,314	Abdur-Rahim	33	Abdur-Rahim, Harrington	14	Kidd	34
Dec 1	INDIANA	L	76	86 <sub>am</sub>	3-5	3-5	6-10	11,758	Abdur-Rahim	28	Abdur-Rahim	16	Rose	28
Dec 3	SAN ANTONIO	L	79	97	3-6	3-5	6-11	11,655	Abdur-Rahim, Long	16	Abdur-Rahim	11	Duncan	30
Dec 5	DETROIT	W	91	83	4-6	3-5	7-11	12,578	Abdur-Rahim	18	Austin	10	Atkins	13
Dec 7	at Utah	L	87	98	4-6	3-6	7-12	17,958	Abdur-Rahim	21	Reeves	11	Russell	20
Dec 9	PHILADELPHIA	L	79	83	4-7	3-6	7-13	15,671	Dickerson	20	Harrington	10	Iverson	18
Dec 11	HOUSTON	L	75	82	4-8	3-6	7-14	12,145	Abdur-Rahim	26	Reeves	9	Mobley	16
Dec 13	SEATTLE	L	93	94	4-9	3-6	7-15	15,102	Bibby	17	Abdur-Rahim	9	Payton	17
Dec 15	at L.A. Lakers	L	76	98	4-9	3-7	7-16	18,211	Abdur-Rahim	18	Abdur-Rahim	10	Grant	19
Dec 17	ORLANDO	L	91	101	4-10	3-7	7-17	13,729	Bibby	19	Abdur-Rahim	14	McGrady	27
Dec 20	WASHINGTON	W	118	104	5-10	3-7	8-17	11,510	Bibby	26	Harrington, Reeves	7	Howard	34
Dec 22	SACRAMENTO	L	93	95	5-11	3-7	8-18	14,656	Harrington	24	Harrington	20	Webber	33
Dec 23	at L.A. Clippers	L	90	92	5-11	3-8	8-19	12,001	Abdur-Rahim	26	Harrington	9	Odum	14
Dec 26	PHOENIX	L	95	97	5-12	3-8	8-20	16,110	Bibby	21	Harrington	12	Kidd	28
Dec 29	at Portland	L	81	104	5-12	3-9	8-21	20,309	Abdur-Rahim	29	Reeves	5	Sabonis	20
Dec 30	GOLDEN STATE	L	101	102	5-13	3-9	8-22	14,485	Abdur-Rahim	31	Abdur-Rahim	11	Jamison	35
Jan 3	CHARLOTTE	W	99	89	6-13	3-9	9-22	11,873	Dickerson	22	Harrington	13	Coleman	18
Jan 5	at Phoenix	L	76	108	6-13	3-10	9-23	18,359	Abdur-Rahim, Bibby	14	Abdur-Rahim, Harrington	7	Delk, Marion	23
Jan 7	MILWAUKEE	W	120	117	7-13	3-10	10-23	11,771	Abdur-Rahim	38	Abdur-Rahim	11	Robinson	31
Jan 9	DENVER	L	105	112	7-14	3-10	10-24	12,417	Abdur-Rahim	26	Abdur-Rahim	13	McDyess	21
Jan 12	at Seattle	L	102	115	7-14	3-11	10-25	13,196	Reeves	31	Abdur-Rahim	12	Patterson	26
Jan 13	CLEVELAND	W	119	107	8-14	3-11	11-25	12,540	Dickerson	32	Reeves	16	Gatling	27
Jan 15	at L.A. Lakers	L	112	113 <sub>am</sub>	8-14	3-12	11-26	18,318	Abdur-Rahim	32	Abdur-Rahim	12	O'Neal	31
Jan 17	at Denver	L	97	121	8-14	3-13	11-27	12,117	Abdur-Rahim	24	Abdur-Rahim	8	Van Exel	21
Jan 19	MIAMI	L	86	97	8-15	3-13	11-28	14,281	Reeves	21	Harrington	9	Jones	26
Jan 21	MINNESOTA	L	94	96	8-16	3-13	11-29	13,108	Abdur-Rahim, Dickerson	24	Abdur-Rahim	11	Brandon, Garnett	20
Jan 23	at San Antonio	L	77	110	8-16	3-14	11-30	14,764	Dickerson	16	Harrington	6	Duncan	23
Jan 25	at Dallas	L	83	120	8-16	3-15	11-31	12,690	Abdur-Rahim, Bibby	13	Abdur-Rahim	10	Nash	21
Jan 26	at Houston	L	89	106	8-16	3-16	11-32	12,316	Dickerson	25	Abdur-Rahim, Harrington, Jones	7	Mobley	23
Jan 29	NEW JERSEY	W	97	86	9-16	3-16	12-32	15,475	Abdur-Rahim, Dickerson	24	Abdur-Rahim	11	Marbury, Martin	19
Jan 31	at Phoenix	L	92	101	9-16	3-17	12-33	16,502	Bibby	26	Bibby, Swift	8	Robinson	25
Feb 2	at Sacramento	L	95	105	9-16	3-18	12-34	17,317	Abdur-Rahim	27	Abdur-Rahim	9	Webber	41
Feb 3	CHICAGO	W	91	84	10-16	3-18	13-34	16,845	Bibby	26	Abdur-Rahim	13	Fizer	26
Feb 5	at Seattle	L	82	95	10-16	3-19	13-35	15,082	Bibby	23	Abdur-Rahim	12	Baker, Williams	17
Feb 7	UTAH	L	82	92	10-17	3-19	13-36	13,240	Dickerson	27	Swift, Reeves	7	Malone	34
Feb 13	BOSTON	W	99	98	11-17	3-19	14-36	11,735	Bibby	25	Reeves	12	Walker	27
Feb 15	GOLDEN STATE	W	99	89	12-17	3-19	15-36	10,612	Abdur-Rahim, Bibby	22	Dickerson, Strickland, Reeves	9	Jamison	24
Feb 16	at Golden State	W	92	79	12-17	4-19	16-36	13,173	Abdur-Rahim	28	Abdur-Rahim	9	Jamison	21
Feb 18	at Minnesota	W	110	102	12-17	5-19	17-36	18,693	Dickerson	24	Abdur-Rahim	15	Garnett, Ellis	16
Feb 20	at Washington	W	116	104	12-17	6-19	18-36	12,240	Dickerson	23	Long	14	Howard	27
Feb 21	at Philadelphia	L	91	107	12-17	6-20	18-37	17,944	Abdur-Rahim	27	Long	10	Iverson	36
Feb 23	at Milwaukee	L	81	93	12-17	6-21	18-38	17,682	Bibby	28	Abdur-Rahim	13	Allen	29
Feb 24	at Chicago	L	75	90	12-17	6-22	18-39	21,496	Strickland	15	Long	8	Brand	22
Feb 27	DALLAS	L	112	116	12-18	6-22	18-40	12,977	Abdur-Rahim	36	Abdur-Rahim, Long	7	Nowitzki	31
Feb 28	at Utah	L	83	101	12-18	6-23	18-41	19,452	Abdur-Rahim	19	Abdur-Rahim, Massenburg	6	Malone	21
Mar 3	L.A. LAKERS	L	88	98	12-19	6-23	18-42	19,193	Dickerson	22	Abdur-Rahim, Reeves	11	O'Neal	34
Mar 5	SAN ANTONIO	L	77	91	12-20	6-23	18-43	10,798	Bibby	24	Abdur-Rahim	11	Anderson	25
Mar 6	at Portland	W	105	97	12-20	7-23	19-43	20,580	Abdur-Rahim	26	Abdur-Rahim	8	Pippen, Stoudamire, Wells	15
Mar 9	PORTLAND	W	95	85	13-20	7-23	20-43	15,512	Abdur-Rahim	15	Abdur-Rahim, Massenburg, Swift	7	Wells	24
Mar 11	TORONTO	L	84	101	13-21	7-23	20-44	19,193	Abdur-Rahim	17	Massenburg	10	Carter	25
Mar 13	at Atlanta	L	99	109	13-21	7-24	20-45	9,664	Bibby	27	Abdur-Rahim	13	Henderson	23
Mar 14	at Charlotte	L	95	100	13-21	7-25	20-46	16,018	Abdur-Rahim	23	Abdur-Rahim	12	Mashburn	23
Mar 16	at Orlando	L	99	103	13-21	7-26	20-47	15,278	Jones	21	Abdur-Rahim, Long, Swift	6	Armstrong	29
Mar 17	at Miami	L	81	95	13-21	7-27	20-48	16,500	Abdur-Rahim	20	Abdur-Rahim	8	Mason	18
Mar 20	at New Jersey	L	90	104	13-21	7-28	20-49	14,531	Bibby	23	Abdur-Rahim	6	Martin, Van Horn	19
Mar 22	at Cleveland	L	95	109	13-21	7-29	20-50	12,168	Bibby, Dickerson	19	Swift	11	Person, Murray	24
Mar 23	at Indiana	L	75	95	13-21	7-30	18,345	20-51	Abdur-Rahim	21	Swift	11	Croshere	17
Mar 25	at Toronto	L	92	102	13-21	7-31	20-52	19,800	Abdur-Rahim	26	Abdur-Rahim	10	Carter	24
Mar 29	NEW YORK	W	89	68	14-21	7-31	21-52	15,949	Abdur-Rahim	30	Massenburg, Reeves	10	Ward	13
Apr 1	UTAH	L	73	92	14-22	7-31	21-53	13,093	Abdur-Rahim	20	Abdur-Rahim	12	Malone	31
Apr 4	L.A. CLIPPERS	W	86	78	15-22	7-31	22-53	11,312	Abdur-Rahim	24	Massenburg	11	Odum	18
Apr 6	SACRAMENTO	L	90	118	15-23	7-31	22-54	14,863	Jones	17	Massenburg	13	Webber	36
Apr 7	at Denver	L	97	98	15-23	7-32	22-55	14,934	Abdur-Rahim	32	Reeves	12	Possey	22
Apr 10	MINNESOTA	L	91	104	15-24	7-32	22-56	10,430	Dickerson	19	Swift	7	Szczerbiak	28
Apr 12	PORTLAND	L	85	100	15-25	7-32	22-57	12,796	Bibby	24	Abdur-Rahim	12	Wallace	27
Apr 14	HOUSTON	L	97	100	15-26	7-32	22-58	18,571	Abdul-Rauf	25	Reeves	12	Anderson	19
Apr 16	at Sacramento	L	100	110	15-26	7-33	22-59	17,317	Jones	25	Long	8	Stojakovic	31
Apr 18	at Golden State	W	95	81	15-26	8-33	23-59	14,437	Abdur-Rahim	26	Abdur-Rahim	22	Jamison	33

INTRO

PLAYERS

OWNERSHIP

FRONT OFFICE

MEDIA

COMMUNITY

HISTORY

PLAYOFFS

REVIEW

OPONENTS

NBA

FEDERATION

AT A GLANCE



# SEASON REVIEW

## 1999-00 VANCOUVER GRIZZLIES (22-60)



**Back Row, L-R:** Lawrence Frank, Rob Hackett, Jim Boylan, Scott McCullough, Jack Nolan, Troy Wenzel, Othella Harrington, Antoine Carr, Obinna Ekezie, Bryant Reeves, Cherokee Parks, Shareef Abdur-Rahim, Grant Long, Dennis Scott, Larry Riley, Noah Croom, Gary Schmidt. **Front Row, L-R:** Doug West, Michael Dickerson, Mike Bibby, Stu Jackson, Lionel Hollins, Milt Palacio, Felipe Lopez, Brent Price.

Player	--Field Goals--						--3-Point FG--			--Free Throws--			--Rebounds--						Pts	Avg			
	G	GS	Min	FG	FGA	Pct	FG	FGA	Pct	FT	FTA	Pct	Off	Def	Tot	Ast	PF	Dq			Stl	TO	Blk
Abdur-Rahim	82	82	3223	594	1277	.465	29	96	.302	446	551	.809	218	607	825	271	244	3	89	249	87	1663	20.3
Dickerson	82	82	3103	554	1270	.436	119	291	.409	269	324	.830	78	201	279	208	226	0	116	165	45	1496	18.2
Bibby	82	82	3155	459	1031	.445	77	212	.363	195	250	.780	73	233	306	665	171	1	132	247	15	1190	14.5
Harrington	82	82	2677	420	830	.506	0	2	.000	236	298	.792	196	367	563	97	287	3	36	217	58	1076	13.1
Reeves	69	67	1773	252	562	.448	0	4	.000	107	165	.648	126	264	390	82	245	8	33	119	38	611	8.9
Scott	66	0	1263	125	333	.375	71	189	.376	48	57	.842	16	90	106	69	104	0	28	30	9	369	5.6
Long	42	1	920	74	167	.443	0	4	.000	55	71	.775	86	148	234	43	108	1	45	49	10	203	4.8
Lopez	65	0	781	111	261	.425	3	18	.167	67	109	.615	59	65	124	44	94	0	32	53	17	292	4.5
West	38	0	581	59	145	.407	0	3	.000	34	40	.850	18	53	71	43	80	1	12	19	8	152	4.0
Price	41	0	424	41	119	.345	25	68	.368	34	39	.872	8	29	37	69	63	0	17	47	1	141	3.4
Ekezie	39	0	351	41	88	.466	0	0	---	43	64	.672	34	58	92	8	61	0	9	26	4	125	3.2
Carr	21	0	221	28	64	.438	0	0	---	11	14	.786	8	24	32	7	42	0	3	9	6	67	3.2
Stephens	13	0	181	19	51	.373	0	8	.000	3	4	.750	13	23	36	11	9	0	7	6	3	41	3.2
Parks	56	14	808	72	145	.497	0	1	.000	24	37	.649	55	128	183	35	115	2	29	28	45	168	3.0
Palacio	53	0	394	43	98	.439	0	2	.000	22	37	.595	17	34	51	48	32	0	20	44	0	108	2.0
GRIZZLIES	82		19855	2892	6441	.449	324	898	.361	1594	2060	.774	1005	2324	3329	1700	1881	19	608	1381	346	7702	93.9
OPPONENTS	82		19855	3136	6613	.474	361	1083	.333	1530	1989	.769	970	2336	3306	1932	1912	28	725	1234	519	8163	99.5

## QUICK FACTS

- The Vancouver Grizzlies finish the season with a 22-60 record.
- Current Memphis Grizzlies Head Coach **Lionel Hollins** is named interim head coach on Dec. 16.
- The club shoots a franchise-best 77.4 percent from the free throw line.
- **Shareef Abdur-Rahim** sets a then club record with 825 total rebounds while also netting a then franchise-high nine straight double-doubles from Nov. 2-21.
- The Grizzlies limit opponents to a club-low 33.3 percent from three-point range.
- **Mike Bibby** sets a team record by dishing out 10-plus assists in four-straight games from March 29-April 4.

## NBA STATISTICAL RANKINGS

Category	Vancouver		Opponents		Category	Vancouver		Opponents	
Points per game	93.9	26th	99.5	17th	Assists Per Game	20.73	24th	23.56	21st
Field Goal Pct.	.449	18th	.474	28th	Steals Per Game	7.41	21st	8.84	25th
Free Throw Pct.	.774	8th	.769	27th	Turnovers Per Game	16.84	25th	15.05	17th
3-Pt. Field Goal Pct.	.361	13th	.333	4th	Blocks Per Game	4.22	26th	6.33	28th
Offensive Rebounds Per Game	12.26	19th	11.83	8th	Personal Fouls per game	22.94	12th	23.32	13th
Defensive Rebounds Per Game	28.34	27th	28.49	3rd	Disqualifications	19	T-15th	28	4th
Rebounds Per Game	40.60	28th	40.32	3rd	Points Per Game Differential	-5.6	26th		



## 1999-00 GAME BY GAME

Date	Opponent	Van	Opp	Hm	Rd	Tot	Atten	Grizzlies Top Scorer	Grizzlies Top Rebounder	Opponent Top Scorer
Nov 2	PORTLAND	L	86	106	0-1	0-0	18,218	Abdur-Rahim	19 Parks	11 Smith
Nov 3	at L.A. Lakers	L	88	103	0-1	0-1	18,997	Abdur-Rahim, Dickerson	19 Abdur-Rahim	11 O'Neal
Nov 6	DENVER	W	109	94	1-1	0-1	12,159	Abdur-Rahim	27 Abdur-Rahim	10 Mercer
Nov 10	ATLANTA	W	102	97 <sup>(m)</sup>	2-1	0-1	12,453	Abdur-Rahim	22 Abdur-Rahim, Harrington	12 Coles
Nov 12	GOLDEN STATE	L	93	103	2-2	0-1	12,792	Abdur-Rahim	21 Abdur-Rahim	15 Starks
Nov 14	L.A. CLIPPERS	W	109	89	3-2	0-1	13,274	Dickerson	23 Harrington	9 Odom
Nov 16	at Sacramento	L	77	81	3-2	0-2	14,169	Abdur-Rahim	24 Abdur-Rahim	18 Webber
Nov 18	SEATTLE	L	108	110	3-3	0-2	15,227	Abdur-Rahim	31 Abdur-Rahim	14 Maxwell
Nov 21	MINNESOTA	L	81	105	3-4	0-2	12,493	Harrington	20 Abdur-Rahim	11 Szczetbiak
Nov 23	at Washington	L	87	89	3-4	0-3	11,219	Reeves	25 Abdur-Rahim, Harrington	8 Richmond
Nov 24	at Charlotte	L	73	89	3-4	0-4	16,003	Dickerson	16 Abdur-Rahim	21 Jones
Nov 26	at Indiana	L	86	105	3-4	0-5	18,345	Abdur-Rahim	22 Reeves, Bibby, Parks	6 Smits
Nov 27	at Minnesota	L	82	113	3-4	0-6	16,881	Harrington	18 Abdur-Rahim	9 Garnett
Nov 29	HOUSTON	L	110	118 <sup>(m)</sup>	3-5	0-6	11,508	Bibby	25 Harrington	11 Francis
Dec 1	INDIANA	L	89	96	3-6	0-6	11,683	Abdur-Rahim	24 Abdur-Rahim	10 Miller
Dec 3	CHARLOTTE	L	94	113	3-7	0-6	13,123	Dickerson	29 Parks	8 Wesley
Dec 6	at Houston	L	99	102	3-7	0-7	14,144	Abdur-Rahim	24 Parks	8 Barkley
Dec 7	at Dallas	W	104	95	3-7	1-7	14,112	Abdur-Rahim	26 Abdur-Rahim	15 Nowitzki
Dec 9	at San Antonio	L	91	99	3-7	1-8	14,778	Abdur-Rahim	30 Parks	7 Duncan
Dec 11	L.A. LAKERS	L	94	106	3-8	1-8	14,059	Bibby	23 Abdur-Rahim	9 O'Neal
Dec 13	at L.A. Clippers	L	90	102	3-8	1-9	17,903	Abdur-Rahim	24 Abdur-Rahim	16 Taylor
Dec 15	SACRAMENTO	L	106	109	3-9	1-9	12,490	Bibby	26 Abdur-Rahim	15 Webber
Dec 18	at Seattle	L	89	112	3-9	1-10	14,094	Abdur-Rahim	25 Abdur-Rahim, Reeves	8 Payton
Dec 19	L.A. CLIPPERS	W	85	84	4-9	1-10	12,584	Dickerson	26 Harrington	12 Odom
Dec 23	DENVER	W	93	91	5-9	1-10	11,792	Abdur-Rahim	29 Abdur-Rahim	13 LaFrentz
Dec 26	at Denver	L	86	109	5-9	1-11	16,200	Abdur-Rahim	20 Abdur-Rahim	10 McDyess, Van Exel
Dec 27	PHILADELPHIA	L	93	100	5-10	1-11	13,269	Abdur-Rahim	24 Abdur-Rahim	12 Iverson
Dec 29	at Utah	L	90	101	5-10	1-12	19,911	Dickerson	25 Reeves	10 Malone
Dec 30	SAN ANTONIO	L	88	98	5-11	1-12	16,243	Abdur-Rahim	24 Abdur-Rahim, Harrington	7 Duncan
Jan 4	at Miami	W	91	87	5-11	2-12	19,035	Bibby	22 Harrington	13 Mashburn
Jan 5	at Orlando	L	96	116	5-11	2-13	7,244	Abdur-Rahim	17 Long	10 Gattling
Jan 7	at New Jersey	W	101	91	5-11	3-13	8,244	Dickerson	28 Harrington	12 Kittles
Jan 9	at Toronto	W	107	97	5-11	4-13	9,244	Abdur-Rahim	29 Harrington, Long	7 Carter, Davis
Jan 10	at Boston	W	112	103	5-11	5-13	10,244	Bibby	33 Harrington, Long	12 Pierce
Jan 12	PHOENIX	L	92	95	5-12	5-13	10,245	Harrington	19 Abdur-Rahim, Harrington	10 Kidd
Jan 14	CLEVELAND	L	80	82	5-13	5-13	10,261	Dickerson	23 Harrington	10 Kemp
Jan 16	MIAMI	L	83	94	5-14	5-13	10,271	Dickerson	23 Long	7 Mourning
Jan 20	UTAH	L	89	94	5-15	5-13	12,909	Bibby, Harrington	22 Abdur-Rahim	12 Malone
Jan 22	ORLANDO	L	82	85	5-16	5-13	10,289	Three players tied	16 Abdur-Rahim, Reeves	10 Abdul-Wahad, Atkins
Jan 24	at Denver	L	98	110	5-16	5-14	10,884	Abdur-Rahim	24 Abdur-Rahim	13 Mercer
Jan 26	at Utah	W	116	99	5-16	6-14	11,300	Abdur-Rahim	30 Reeves, Long	9 Russell
Jan 27	NEW JERSEY	W	108	106	6-16	6-14	12,300	Dickerson	29 Abdur-Rahim	7 Marbury
Jan 31	MILWAUKEE	L	87	92	6-17	6-14	12,398	Reeves	22 Reeves	15 Robinson
Feb 2	at Golden State	L	95	101	6-17	6-15	12,320	Abdur-Rahim	25 Abdur-Rahim	10 Blaylock
Feb 4	CHICAGO	W	101	76	7-17	6-15	13,321	Dickerson	20 Reeves	9 Kukoc
Feb 6	DALLAS	L	99	103 <sup>(m)</sup>	7-18	6-15	13,333	Abdur-Rahim	36 Abdur-Rahim	22 Finley
Feb 8	at Phoenix	L	76	94	7-18	6-16	13,344	Dickerson	19 Abdur-Rahim	10 Longley
Feb 10	at L.A. Clippers	W	112	90	7-18	7-16	14,344	Dickerson	40 Abdur-Rahim	8 Anderson
Feb 16	WASHINGTON	W	92	87	8-18	7-16	15,344	Bibby	21 Abdur-Rahim	14 Richmond
Feb 18	at Minnesota	L	91	103	8-18	7-17	15,351	Dickerson	27 Abdur-Rahim	9 Brandon
Feb 19	at Milwaukee	W	111	100	8-18	8-17	16,351	Dickerson	26 Harrington	6 Allen
Feb 21	at Cleveland	L	108	109 <sup>(m)</sup>	8-18	8-18	16,361	Dickerson, Bibby	27 Abdur-Rahim	9 Kemp
Feb 22	at Chicago	W	85	81	8-18	9-18	17,361	Dickerson	25 Abdur-Rahim	14 Brand
Feb 24	BOSTON	L	77	101	8-19	9-18	17,371	Abdur-Rahim	20 Abdur-Rahim, Long	7 Pierce
Feb 26	SACRAMENTO	W	102	90	9-19	9-18	18,371	Abdur-Rahim	22 Abdur-Rahim	11 Webber
Feb 29	at Sacramento	L	87	112	9-19	9-19	18,381	Harrington	20 Long	10 Webber
Mar 1	at L.A. Lakers	L	91	103	9-19	9-20	18,391	Abdur-Rahim, Dickerson	18 Abdur-Rahim	11 Bryant
Mar 3	at Portland	L	91	101	9-19	9-21	18,401	Bibby	25 Abdur-Rahim	9 Smith
Mar 5	TORONTO	L	92	94	9-20	9-21	18,411	Abdur-Rahim, Harrington	22 Abdur-Rahim	14 Carter
Mar 7	at New York	L	86	111	9-20	9-22	18,421	Abdur-Rahim	18 Abdur-Rahim	8 Houston, Sprewell
Mar 8	at Philadelphia	L	90	107	9-20	9-23	18,431	Harrington	20 Harrington	8 Kukoc, Iverson
Mar 10	at Detroit	L	97	111	9-20	9-24	18,441	Harrington	25 Harrington, Reeves	8 Hill, Stackhouse
Mar 11	at Atlanta	L	86	91	9-20	9-25	18,451	Bibby	20 Abdur-Rahim	10 Jackson
Mar 13	SEATTLE	L	103	113	9-21	9-25	18,461	Reeves	31 Reeves	12 Payton
Mar 16	at Seattle	L	103	117	9-21	9-26	18,471	Dickerson	24 Abdur-Rahim	9 Payton
Mar 17	PHOENIX	L	86	101	9-22	9-26	18,481	Abdur-Rahim, Dickerson	14 Abdur-Rahim, Lopez	8 Robinson
Mar 19	DETROIT	L	99	101	9-23	9-26	18,491	Dickerson	24 Harrington	9 Hill
Mar 21	GOLDEN STATE	W	98	82	10-23	9-26	19,491	Dickerson	25 Abdur-Rahim	13 Marshall
Mar 25	UTAH	L	75	84	10-24	9-26	19,501	Scott	16 Reeves	9 Malone
Mar 29	L.A. LAKERS	L	99	108	10-25	9-26	19,511	Dickerson	32 Abdur-Rahim	13 Bryant
Mar 31	NEW YORK	L	83	89	10-26	9-26	19,521	Dickerson	28 Harrington	16 Houston
Apr 2	DALLAS	L	86	100	10-27	9-26	19,531	Bibby	23 Bibby	11 Nowitzki
Apr 4	HOUSTON	W	102	100	11-27	9-26	20,531	Bibby	27 Abdur-Rahim	14 Francis
Apr 6	PORTLAND	W	89	87	12-27	9-26	21,531	Dickerson	27 Abdur-Rahim, Harrington	9 Wallace
Apr 8	at Portland	L	85	98	12-27	9-27	21,541	Dickerson	20 Abdur-Rahim	9 Smith
Apr 9	SAN ANTONIO	L	99	107	12-28	9-27	21,551	Bibby	24 Abdur-Rahim	11 Duncan
Apr 11	at Golden State	L	97	109	12-28	9-28	21,561	Dickerson	24 Abdur-Rahim	13 Hughes
Apr 12	at Phoenix	L	116	122 <sup>(m)</sup>	12-28	9-29	21,571	Dickerson	35 Harrington	12 Robinson
Apr 14	MINNESOTA	L	94	104 <sup>(m)</sup>	12-29	9-29	21,581	Abdur-Rahim	27 Abdur-Rahim	17 Three players tied
Apr 16	at Dallas	L	106	114	12-29	9-30	21,591	Harrington	27 Abdur-Rahim	13 Finley
Apr 17	at San Antonio	L	93	100	12-29	9-31	21,601	Dickerson	29 Abdur-Rahim	10 Robinson
Apr 19	at Houston	W	96	92	12-29	10-31	22,601	Dickerson	20 Abdur-Rahim	11 Williams

INTRO

PLAYERS

OWNERSHIP

FRONT OFFICE

MEDIA

COMMUNITY

HISTORY

PLAYOFFS

REVIEW

OPINIONS

NBA

FEDERATION

AT A GLANCE





# SEASON REVIEW

## 1998-99 VANCOUVER GRIZZLIES (8-42)



**Back Row, L-R:** Rob Hackett, Jim Boylan, Scott McCullough, Lionel Hollins, Troy Wenzel, Jack Nolan, J.R. Henderson, Tony Massenburg, Cherokee Parks, Bryant Reeves, Pete Chilcutt, Shareef Abdur-Rahim, Makhtar Ndiaye, Noah Croom, Larry Riley, Gary Schmidt. **Front Row, L-R:** Rodrick Rhodes, Felipe Lopez, Terry Dehere, Lee Mayberry, Brian Hill, Stu Jackson, Mike Bibby, DeJuan Wheat, Doug West, Michael Smith.

Player	--Field Goals--					--3-Point FG--			--Free Throws--			--Rebounds--											
	G	GS	Min	FG	FGA	Pct	FG	FGA	Pct	FT	FTA	Pct	Off	Def	Tot	Ast	PF	Dq	Stl	TO	Blk	Pts	Avg
Abdur-Rahim	50	50	2021	386	893	.432	11	36	.306	369	439	.841	114	260	374	172	137	1	69	186	55	1152	23.0
Bibby	50	50	1758	260	605	.430	15	74	.203	127	169	.751	30	106	136	325	122	0	78	146	5	662	13.2
Mack	19	15	577	86	212	.406	42	108	.389	28	30	.933	7	46	53	23	53	1	20	20	1	242	12.7
Massenburg	43	35	1143	189	388	.487	0	2	.000	103	155	.665	83	174	257	23	108	0	26	64	39	481	11.2
Reeves	25	14	702	102	251	.406	0	1	.000	67	116	.578	50	88	138	37	103	3	13	47	8	271	10.8
Lopez	47	32	1218	169	379	.446	12	44	.273	87	135	.644	69	97	166	62	128	0	49	82	14	437	9.3
West	14	2	294	31	65	.407	0	2	.000	19	25	.760	5	20	25	19	38	1	16	12	7	81	5.8
Parks	48	41	1118	118	275	.429	0	1	.000	30	55	.545	75	168	243	36	114	0	28	49	28	266	5.5
Smith	48	10	1098	77	144	.535	0	1	.000	76	128	.594	135	215	350	48	107	0	46	60	18	230	4.8
Wheat	46	0	590	73	193	.378	22	60	.367	40	55	.727	11	34	45	102	59	0	26	48	2	208	4.5
Chilcutt	46	0	697	63	172	.366	26	68	.382	14	17	.824	29	88	117	30	52	0	22	28	12	166	3.6
Rhodes	10	1	123	11	44	.250	1	7	.143	11	19	.579	7	6	13	10	16	0	4	15	2	34	3.4
Henderson	30	0	331	35	96	.365	2	5	.400	25	45	.556	20	27	47	22	29	1	9	18	4	97	3.2
Dehere	22	0	271	27	74	.365	15	34	.441	5	7	.714	5	17	22	26	28	0	5	14	3	74	3.4
Mayberry	9	0	126	7	19	.368	2	10	.200	4	5	.800	0	3	3	23	13	0	7	11	0	20	2.2
Sasser	6	0	39	5	11	.455	0	0	----	1	2	.500	2	5	7	2	4	0	2	2	0	11	1.8
Herrera	4	0	42	3	13	.231	0	0	----	0	2	.000	5	3	8	3	3	0	0	4	0	6	1.5
Ndiaye	4	0	27	1	4	.250	0	0	----	3	4	.750	3	2	5	1	9	0	0	1	1	5	1.3
GRIZZLIES	50		12175	1643	3838	.428	148	453	.327	1009	1408	.717	650	1359	2009	964	1123	7	420	848	199	4443	88.9
OPPONENT	50		12175	1813	3917	.463	229	653	.351	1021	1400	.729	673	1456	2129	1189	1164	15	490	779	328	4876	97.5

## QUICK FACTS

- The Vancouver Grizzlies finish 8-42 in a lockout-shortened season, ranking seventh in the Midwest Division.
- Shareef Abdur-Rahim** ranks fourth in the NBA in scoring with a franchise-record 23.0 points per game and scores in double figures in all 50 games.
- Guard **Mike Bibby** becomes the first Grizzlies rookie to start in each game during his rookie season while posting a club rookie-record 6.5 assists per game.
- The Grizzlies win a double-overtime game, 93-89, on Feb. 16 at the L.A. Clippers, before dropping a 131-129 triple-overtime thriller to the Boston Celtics the following night.

## NBA STATISTICAL RANKINGS

Category	Vancouver		Opponents		Category	Vancouver		Opponents	
Points Per Game	88.9	24th	97.5	26th	Assists Per Game	19.3	23rd	23.8	29th
Field Goal Pct.	.428	19th	.463	27th	Steals Per Game	8.40	16th	9.80	28th
Free Throw Pct.	.717	20th	.729	16th	Turnovers Per Game	17.0	29th	15.6	14th
3-Pt. Field Goal Pct.	.327	21st	.351	22nd	Blocks Per Game	3.98	27th	6.56	29th
Offensive Rebounds Per Game	13.0	12th	13.5	27th	Personal Fouls Per Game	22.5	13th	23.3	7th
Defensive Rebounds Per Game	27.2	27th	29.1	17th	Disqualifications	7	9th	15	4th
Rebounds Per Game	40.2	23rd	42.6	20th	Points Per Game Differential	-8.6	27th		



## 1998-99 GAME BY GAME

Date	Opponent	Van	Opp	Hm	Rd	Tot	Atten	Grizzlies Top Scorer	Grizzlies Top Rebounder	Opponent Top Scorer		
Feb 7	at Sacramento	L	87	109	0-0	0-1	0-1	17,317	Reeves	14 Reeves	9 Webber	25
Feb 8	PORTLAND	L	76	95	0-1	0-1	0-2	18,353	Massenburg	24 Massenburg	9 Sabonis	24
Feb 10	L.A. CLIPPERS	W	105	99	1-1	0-1	1-2	14,818	Abdur-Rahim	35 Abdur-Rahim, Massenburg	9 Murray	21
Feb 11	INDIANA	L	97	101	1-2	0-1	1-3	14,914	Abdur-Rahim	32 Abdur-Rahim	7 Smits	24
Feb 14	DALLAS	W	96	92	2-2	0-1	2-3	16,059	Mack	26 Smith	8 Nash	18
Feb 16	at L.A. Clippers	W	93	89 <sup>(OT)</sup>	2-2	1-1	3-3	9,626	Mack	22 Smith	15 Taylor	27
Feb 17	BOSTON	L	129	131 <sup>(OT)</sup>	2-3	1-1	3-4	13,041	Abdur-Rahim	39 Abdur-Rahim, Smith	13 Mercer, Walker	21
Feb 19	at Minnesota	L	96	115	2-3	1-2	3-5	17,907	Abdur-Rahim	21 Abdur-Rahim	9 Marbury	23
Feb 21	at Toronto	L	87	102	2-3	1-3	3-6	19,800	Abdur-Rahim	23 Abdur-Rahim	6 Carter	27
Feb 23	L.A. LAKERS	W	93	83	3-3	1-3	4-6	19,193	Abdur-Rahim	28 Abdur-Rahim	14 O'Neal	26
Feb 25	PHOENIX	L	86	94	3-4	1-3	4-7	13,494	Abdur-Rahim	22 Smith	11 Chapman, McCloud	16
Feb 27	HOUSTON	L	74	86	3-5	1-3	4-8	19,193	Abdur-Rahim	20 Abdur-Rahim	16 Pippen, Olajuwon	18
Feb 28	at Denver	L	112	116	3-5	1-4	4-9	9,248	Massenburg	27 Massenburg	7 McDyess	46
Mar 2	SACRAMENTO	L	101	111	3-6	1-4	4-10	13,252	Abdur-Rahim	29 Abdur-Rahim	12 Webber	36
Mar 3	at Utah	L	86	109	3-6	1-5	4-11	18,556	Mack	23 Massenburg	6 Russell	17
Mar 4	MINNESOTA	L	93	102	3-7	1-5	4-12	13,329	Abdur-Rahim	22 Smith	9 Garnett	23
Mar 6	HOUSTON	L	92	107	3-8	1-5	4-13	19,193	Abdur-Rahim	26 Abdur-Rahim	12 Dickerson	26
Mar 8	PORTLAND	L	73	92	3-9	1-5	4-14	13,552	Abdur-Rahim	19 Parks	9 Jackson	21
Mar 9	at Golden State	L	82	92	3-9	1-6	4-15	10,043	Abdur-Rahim	35 Parks	12 Marshall	20
Mar 11	at Houston	L	91	102	3-9	1-7	4-16	16,285	Abdur-Rahim	27 Parks	9 Olajuwon	31
Mar 13	at Dallas	L	74	91	3-9	1-8	4-17	14,184	Abdur-Rahim, Lopez	21 Parks	10 Finley	21
Mar 15	at Denver	L	84	110	3-9	1-9	4-18	8,251	Abdur-Rahim	15 Smith	8 McDyess	21
Mar 16	at Seattle	L	85	87	3-9	1-10	4-19	17,072	Abdur-Rahim, Reeves	21 Abdur-Rahim, Smith	11 Baker	31
Mar 18	MINNESOTA	W	86	81	4-9	1-10	5-19	17,466	Reeves	28 Reeves	13 Garnett	20
Mar 20	SAN ANTONIO	L	88	92 <sup>(OT)</sup>	4-10	1-10	5-20	19,193	Abdur-Rahim	25 Abdur-Rahim	11 Duncan	24
Mar 22	at Phoenix	L	84	89	4-10	1-11	5-21	18,855	Abdur-Rahim	26 Smith	8 Kidd	24
Mar 24	PHILADELPHIA	L	90	95 <sup>(OT)</sup>	4-11	1-11	5-22	16,615	Massenburg, Bibby	20 Smith	12 Iverson	34
Mar 26	UTAH	L	80	85	4-12	1-11	5-23	19,193	Abdur-Rahim	30 Abdur-Rahim	9 Malone	26
Mar 29	at L.A. Lakers	L	98	116	4-12	1-12	5-24	17,312	Abdur-Rahim	21 Massenburg	12 O'Neal	26
Mar 30	DENVER	W	101	87	5-12	1-12	6-24	15,018	Abdur-Rahim	22 Smith	11 Van Exel	29
Apr 1	at San Antonio	L	91	103	5-12	1-13	6-25	16,384	Abdur-Rahim	27 Parks	12 Duncan	39
Apr 2	at Atlanta	L	81	84	5-12	1-14	6-26	8,748	Abdur-Rahim	24 Parks	9 Mutombo	24
Apr 4	at Chicago	L	87	88	5-12	1-15	6-27	22,198	Abdur-Rahim	26 Smith	11 Bryant	25
Apr 6	at Portland	L	89	98	5-12	1-16	6-28	18,105	Abdur-Rahim, Lopez, Bibby	19 Abdur-Rahim, Massenburg	8 Williams, Rider, Wallace	15
Apr 7	DEWER	L	84	87	5-13	1-16	6-29	17,151	Abdur-Rahim	25 Massenburg	9 McDyess	24
Apr 9	SEATTLE	W	98	93	6-13	1-16	7-29	19,193	Abdur-Rahim	28 Abdur-Rahim, Lopez	11 Ellis	20
Apr 11	SACRAMENTO	L	88	91	6-14	1-16	7-30	17,167	Abdur-Rahim	23 Smith	14 Webber	24
Apr 12	at Utah	L	80	98	6-14	1-17	7-31	19,911	Abdur-Rahim	22 Abdur-Rahim	6 Anderson, Horacek	18
Apr 14	at Houston	L	85	102	6-14	1-18	7-32	16,285	Abdur-Rahim, Massenburg	16 Massenburg	9 Olajuwon	27
Apr 16	at Minnesota	L	75	89	6-14	1-19	7-33	18,347	Abdur-Rahim	24 Massenburg	14 Smith	26
Apr 18	GOLDEN STATE	L	85	90	6-15	1-19	7-34	17,063	Abdur-Rahim	25 Smith	12 Marshall	24
Apr 19	at L.A. Lakers	L	102	117	6-15	1-20	7-35	17,505	Massenburg	28 Smith	14 O'Neal	35
Apr 21	L.A. CLIPPERS	W	97	94	7-15	1-20	8-35	15,885	Abdur-Rahim	29 Four players tied	6 Taylor	24
Apr 23	SEATTLE	L	84	97	7-16	1-20	8-36	19,193	Abdur-Rahim	22 Smith	11 MacLean, Payton	25
Apr 24	at L.A. Clippers	L	96	105	7-16	1-21	8-37	13,493	Abdur-Rahim	27 Parks	8 Taylor	25
Apr 27	at Dallas	L	75	84	7-16	1-22	8-38	12,650	Bibby	22 Abdur-Rahim, Smith	10 Trent	20
Apr 29	SAN ANTONIO	L	72	99	7-17	1-22	8-39	18,448	Abdur-Rahim, Massenburg	12 Abdur-Rahim	8 Duncan	19
May 1	at Phoenix	L	77	107	7-17	1-23	8-40	19,023	Abdur-Rahim	23 Lopez, Smith	8 Gugliotta	24
May 3	GOLDEN STATE	L	83	91	7-18	1-23	8-41	17,990	Abdur-Rahim	20 Parks	11 Cummings, Marshall	18
May 5	at Sacramento	L	95	99	7-18	1-24	8-42	17,317	Abdur-Rahim	26 Smith	14 Divac	29

INTRO

PLAYERS

OWNERSHIP

FRONT  
OFFICE

MEDIA

COMMUNITY

HISTORY

PLAYOFFS

REVIEW

OPPONENTS

NBA

FEDERATION

AT A GLANCE



# SEASON REVIEW

## 1997-98 VANCOUVER GRIZZLIES (19-63)



**Back Row, L-R:** Brian Hill, Jim Boylan, Lionel Hollins, Jack Nolan, George Lynch, Shareef Abdur-Rahim, Pete Chilcutt, Otis Thorpe, Bryant Reeves, Ivano Newbill, Tony Massenburg, Stu Jackson, Noah Croom, Troy Wenzel, Scott McCullough, Rob Hackett. **Front Row, L-R:** Doug West, Chris Robinson, Anthony Peeler, Lee Mayberry, Antonio Daniels, Marcus Brown, Sam Mack, Blue Edwards.

	--Field Goals--						--3-Point FG--			--Free Throws--			--Rebounds--											
Player	G	GS	Min	FG	FGA	Pct	FG	FGA	Pct	FT	FTA	Pct	Off	Def	Tot	Ast	PF	Dq	Stl	TO	Bk	Pts	Avg	
Abdur-Rahim	82	82	2950	653	1347	.485	21	51	.412	502	640	.784	227	354	581	213	201	0	89	257	76	1829	22.3	
Reeves	74	74	2527	492	941	.523	0	4	.000	223	316	.706	196	389	585	155	278	6	39	156	80	1207	16.3	
Thorpe	47	46	1574	205	420	.477	0	4	.000	118	170	.694	100	271	371	161	158	3	30	115	23	528	11.2	
Mack	57	54	1414	222	559	.397	110	269	.409	62	77	.805	30	103	133	101	117	0	41	69	11	616	10.8	
Edwards	81	20	1968	326	742	.439	40	120	.333	180	215	.837	61	156	217	201	183	0	86	134	27	872	10.8	
Peeler	8	8	202	35	72	.486	5	19	.263	4	6	.667	6	14	20	23	16	0	9	6	0	79	9.9	
Daniels	74	50	1956	228	548	.416	11	52	.212	112	170	.659	22	121	143	334	88	0	55	164	10	579	7.8	
Lynch	82	0	1493	248	516	.481	9	30	.300	111	158	.703	147	215	362	122	161	0	65	104	41	616	7.5	
Massenburg	61	13	894	148	309	.479	0	0	---	100	137	.730	80	152	232	21	123	0	25	60	24	396	6.5	
Smith	30	29	706	67	133	.504	0	1	.000	48	73	.658	85	121	206	59	60	0	26	36	6	182	6.1	
Chilcutt	82	0	1420	156	359	.435	54	130	.415	39	59	.661	77	229	306	104	158	0	53	62	37	405	4.9	
Mayberry	79	32	1835	131	349	.375	63	180	.350	38	51	.745	19	95	114	349	164	1	65	113	10	363	4.6	
Hurley	27	0	458	46	123	.374	1	7	.143	29	39	.744	5	25	30	97	43	0	10	44	0	122	4.5	
C.Robinson	16	0	143	23	63	.365	7	24	.292	1	2	.500	0	13	13	10	21	0	7	15	1	54	3.4	
L.Robinson	6	0	41	6	19	.316	3	6	.500	2	2	1.000	2	10	12	1	0	0	4	2	0	17	2.8	
Newbill	28	2	249	20	57	.351	1	1	1.000	17	30	.567	24	45	69	9	38	0	10	17	3	58	2.1	
GRIZZLIES	82		19830	3006	6567	.458	325	898	.362	1586	2145	.739	1081	2313	3394	1960	1809	10	614	1405	349	7923	96.6	
OPPONENT	82		19830	3230	6797	.475	428	1111	.385	1634	2233	.732	1144	2358	3502	2101	1832	12	836	1163	538	8522	103.9	

## QUICK FACTS

- The Vancouver Grizzlies establish a then franchise high for wins with a 19-63 record, placing sixth in the Midwest Division.
- **Shareef Abdur-Rahim** sets a franchise season record in points (1,829), field goals made (653) and free throws made (502), while ranking sixth in the NBA with 22.3 points per game.
- The club dishes out a franchise-best 1,960 assists.
- The Grizzlies grab a club-record 1,081 offensive rebounds.
- **Bryant Reeves** finishes 10th in the NBA in field goal percentage, shooting 52.3 percent from the field.
- **Antonio Daniels** sets a Grizzlies rookie record by dishing out 334 assists.

## NBA STATISTICAL RANKINGS

Category	Vancouver		Opponents		Category	Vancouver		Opponents	
Points Per Game	96.6	10th	103.9	28th	Assists Per Game	23.9	6th	25.6	28th
Field Goal Pct.	.457	9th	.475	27th	Steals Per Game	7.49	26th	10.20	29th
Free Throw Pct.	.739	16th	.732	11th	Turnovers Per Game	17.1	28th	14.2	23rd
3-Pt. Field Goal Pct.	.362	6th	.385	29th	Blocks Per Game	4.26	24th	6.56	29th
Offensive Rebounds Per Game	13.2	12th	14.0	25th	Personal Fouls Per Game	22.1	10th	22.3	15th
Defensive Rebounds Per Game	28.2	18th	28.7	20th	Disqualifications	10	3rd	12	24th
Rebounds Per Game	41.4	15th	42.7	23rd	Points Per Game Differential	-7.3	25th		



## 1997-98 GAME BY GAME

Date	Opponent	Van	Opp	Hm	Rd	Tot	Atten	Grizzlies Top Scorer	Grizzlies Top Rebounder	Opponent Top Scorer			
Oct 31	DALLAS	L	88	90	0-1	0-0	17,021	Abdur-Rahim	31	Abdur-Rahim, Thorpe	9 Davis	18	
Nov 1	SACRAMENTO	W	97	96	1-1	0-0	15,460	Abdur-Rahim	19	Thorpe	13 Richmond	24	
Nov 4	at Dallas	L	87	92	1-1	0-1	14,285	Abdur-Rahim	28	Thorpe	14 Finley	29	
Nov 5	at San Antonio	L	79	87	1-1	0-2	13,453	Peeler	19	Thorpe	9 Robinson	22	
Nov 7	MINNESOTA	L	97	108	1-2	0-2	14,150	Abdur-Rahim	23	Abdur-Rahim	17 Marbury	26	
Nov 9	DETROIT	W	104	96(m)	2-2	0-2	14,925	Abdur-Rahim, Reeves	22	Abdur-Rahim	11 Hunter	23	
Nov 11	L.A. CLIPPERS	W	119	113	3-2	0-2	3-4	15,160	Abdur-Rahim	29	Thorpe	15 Rogers	26
Nov 12	at Utah	L	80	98	3-2	0-3	3-5	19,851	Reeves	15	Abdur-Rahim, Lynch	7 Malone	26
Nov 15	MILWAUKEE	W	109	94	4-2	0-3	4-5	17,666	Abdur-Rahim	24	Newbill	10 Brandon	22
Nov 16	at L.A. Lakers	L	95	121	4-2	0-4	4-6	17,139	Abdur-Rahim	25	Massenburg	8 Jones	28
Nov 18	at Denver	W	100	87	4-2	1-4	5-6	9,718	Edwards	27	Thorpe	7 Jackson	18
Nov 19	at Seattle	L	87	107	4-2	1-5	5-7	17,072	Abdur-Rahim	25	Thorpe	8 Payton	31
Nov 21	DENVER	W	99	96	5-2	1-5	6-7	15,988	Abdur-Rahim	28	Lynch	11 Newman, Stith	22
Nov 23	at New York	L	84	104	5-2	1-6	6-8	19,763	Reeves	18	Chilcutt	9 Ewing, Oakley	19
Nov 26	at Milwaukee	L	82	101	5-2	1-7	6-9	15,126	Abdur-Rahim	19	Reeves	9 Robinson	25
Nov 27	at Indiana	L	85	106	5-2	1-8	6-10	14,391	Lynch	15	Lynch	9 Mullin	27
Nov 29	at Minnesota	L	87	106	5-2	1-9	6-11	17,494	Daniels	16	Reeves	8 Gugliotta	23
Nov 30	at Detroit	W	97	95	5-2	2-9	7-11	16,030	Abdur-Rahim	19	Thorpe	10 Williams	26
Dec 3	ORLANDO	L	97	101	5-3	2-9	7-12	15,069	Abdur-Rahim	24	Thorpe	13 Strong	23
Dec 5	CLEVELAND	L	98	107	5-4	2-9	7-13	15,558	Abdur-Rahim	27	Thorpe	11 Person	30
Dec 9	at Phoenix	L	85	107	5-4	2-10	7-14	19,023	Abdur-Rahim	21	Abdur-Rahim	9 Ceballos	21
Dec 12	GOLDEN STATE	W	95	88	6-4	2-10	8-14	14,810	Abdur-Rahim	30	Lynch	10 Smith	23
Dec 14	HOUSTON	W	110	105	7-4	2-10	9-14	14,411	Reeves	23	Reeves	10 Willis	28
Dec 16	at Houston	L	91	118	7-4	2-11	9-15	16,285	Abdur-Rahim	18	Chilcutt	8 Willis	23
Dec 17	at San Antonio	L	87	98	7-4	2-12	9-16	13,576	Abdur-Rahim	24	Daniels	10 Robinson	33
Dec 19	at Portland	L	91	96	7-4	2-13	9-17	19,863	Abdur-Rahim	25	Abdur-Rahim, Massenburg	10 Rider	31
Dec 21	PORTLAND	W	88	86	8-4	2-13	10-17	15,174	Abdur-Rahim	28	Abdur-Rahim	14 Rider	19
Dec 26	PHOENIX	L	100	118	8-5	2-13	10-18	17,023	Abdur-Rahim	33	Thorpe, Reeves	7 Ceballos	22
Dec 28	UTAH	L	88	89	8-6	2-13	10-19	16,488	Abdur-Rahim	31	Abdur-Rahim, Reeves	10 Malone	26
Dec 30	SAN ANTONIO	L	115	124	8-7	2-13	10-20	15,872	Mack	28	Reeves	12 Person	32
Jan 1	PHILADELPHIA	L	104	115	8-8	2-13	10-21	15,495	Abdur-Rahim	23	Abdur-Rahim	12 Iverson	29
Jan 2	at Sacramento	L	80	94	8-8	2-14	10-22	13,925	Abdur-Rahim	30	Reeves	13 Richmond	23
Jan 4	SEATTLE	L	108	120	8-9	2-14	10-23	15,122	Abdur-Rahim, Mack	21	Chilcutt	10 Baker	30
Jan 6	L.A. LAKERS	L	87	100	8-10	2-14	10-24	15,837	Reeves	25	Reeves, Chilcutt	11 O'Neal	25
Jan 7	at L.A. Clippers	L	102	110	8-10	2-15	10-25	4,107	Abdur-Rahim	30	Thorpe	8 Taylor	25
Jan 9	CHARLOTTE	L	90	98	8-11	2-15	10-26	15,251	Abdur-Rahim	22	Thorpe	9 Rice	26
Jan 11	MIAMI	L	90	96	8-12	2-15	10-27	15,186	Abdur-Rahim	26	Abdur-Rahim	10 Hardaway	20
Jan 13	at Philadelphia	L	89	107	8-12	2-16	10-28	10,838	Abdur-Rahim	23	Reeves, Thorpe	10 Thomas	23
Jan 15	at Boston	L	93	97	8-12	2-17	10-29	16,855	Reeves	41	Reeves	12 Walker	22
Jan 16	at Washington	L	110	112	8-12	2-18	10-30	16,763	Thorpe	21	Thorpe	8 Howard	25
Jan 20	DENVER	W	88	77	9-12	2-18	11-30	15,852	Abdur-Rahim	24	Reeves	12 L. Ellis	21
Jan 23	at Golden State	W	88	80	9-12	3-18	12-30	12,359	Abdur-Rahim	26	Reeves	8 Smith	23
Jan 24	GOLDEN STATE	W	107	96	10-12	3-18	13-30	16,223	Abdur-Rahim	20	Thorpe	12 Smith	32
Jan 27	CHICAGO	L	85	103	10-13	3-18	13-31	19,193	Abdur-Rahim	16	Reeves, Thorpe, Chilcutt	6 Pippin	29
Jan 29	MINNESOTA	L	106	112	10-14	3-18	13-32	15,111	Abdur-Rahim	27	Thorpe	13 Marbury	31
Jan 31	NEW JERSEY	L	106	116	10-15	3-18	13-33	17,094	Abdur-Rahim	26	Thorpe	20 Cassell	26
Feb 2	at Dallas	L	90	104	10-15	3-19	13-34	11,049	Reeves	19	Reeves	10 Finley	30
Feb 3	at Houston	L	97	110	10-15	3-20	13-35	16,285	Abdur-Rahim	30	Reeves	8 Barkley	25
Feb 5	at Charlotte	L	93	108	10-15	3-21	13-36	21,984	Abdur-Rahim	19	Massenburg	9 Rice	30
Feb 12	HOUSTON	L	103	112	10-16	3-21	13-37	15,620	Abdur-Rahim	16	Abdur-Rahim	10 Drexler	25
Feb 14	WASHINGTON	W	110	108(m)	11-16	3-21	14-37	16,105	Reeves	22	Abdur-Rahim, Reeves	12 Cheaney	24
Feb 18	BOSTON	L	105	114	11-17	3-21	14-38	16,703	Mack	27	Abdur-Rahim	8 Barros	29
Feb 20	at Atlanta	L	92	115	11-17	3-22	14-39	9,022	Abdur-Rahim	18	Reeves	11 Smith	21
Feb 22	at Toronto	L	105	113(m)	11-17	3-23	14-40	16,932	Abdur-Rahim	22	Reeves	11 Billups	27
Feb 24	at New Jersey	L	101	110	11-17	3-24	14-41	13,335	Reeves	31	Reeves	15 Kittles	29
Feb 25	at Cleveland	L	101	106	11-17	3-25	14-42	13,701	Reeves	29	Reeves	8 Henderson	30
Mar 1	ATLANTA	L	76	101	11-18	3-25	14-43	15,371	Reeves, Chilcutt	16	Reeves	10 Blaylock, Henderson	20
Mar 3	INDIANA	L	103	111	11-19	3-25	14-44	15,095	Abdur-Rahim	27	Abdur-Rahim	9 Smits	26
Mar 6	SACRAMENTO	L	96	98	11-20	3-25	14-45	14,605	Abdur-Rahim	30	Abdur-Rahim	10 Richmond	32
Mar 8	TORONTO	W	113	106	12-20	3-25	15-45	16,098	Reeves	38	Reeves	11 Brown	21
Mar 12	at Denver	L	93	98	12-20	3-26	15-46	9,112	Mack	19	Reeves, Mack	6 Alexander	31
Mar 13	at Utah	L	101	110	12-20	3-27	15-47	19,911	Reeves	23	Reeves	12 Malone	20
Mar 15	L.A. LAKERS	L	110	119	12-21	3-27	15-48	18,983	Reeves	24	Abdur-Rahim	8 O'Neal	24
Mar 17	at Orlando	L	92	99	12-21	3-28	15-49	17,248	Edwards	19	Reeves	11 Anderson	21
Mar 18	at Miami	L	91	94	12-21	3-29	15-50	14,653	Abdur-Rahim	21	Reeves	9 Mourning	26
Mar 20	at Chicago	L	92	98	12-21	3-30	15-51	24,023	Abdur-Rahim	30	Smith	13 Jordan	24
Mar 21	at Minnesota	L	88	102	12-21	3-31	15-52	18,336	Abdur-Rahim	31	Smith	12 Garnet	22
Mar 23	L.A. CLIPPERS	W	106	95	13-21	3-31	15-52	15,392	Reeves	35	Smith	18 Piatkowski	23
Mar 26	at Portland	L	102	108	13-21	3-32	16-53	20,581	Reeves	31	Reeves, Smith, Chilcutt	7 Sabonis	24
Mar 27	NEW YORK	L	89	97(m)	13-22	3-32	16-54	17,630	Reeves	35	Reeves	14 Johnson	23
Mar 29	at Phoenix	L	98	106	13-22	3-33	16-55	19,023	Abdur-Rahim	30	Abdur-Rahim	12 Robinson	20
Mar 31	DALLAS	L	101	104	13-23	3-33	16-56	15,120	Abdur-Rahim	23	Smith, Lynch	13 Finley, Green	22
Apr 3	SEATTLE	L	98	138	13-24	3-33	16-57	19,193	Abdur-Rahim	19	Abdur-Rahim, L. Robinson	6 Hawkins	29
Apr 5	UTAH	L	93	99	13-25	3-33	16-58	18,068	Reeves	30	Abdur-Rahim	9 Malone	25
Apr 7	at L.A. Clippers	W	110	94	13-25	4-33	17-58	5,124	Abdur-Rahim	30	Abdur-Rahim	11 Austin	16
Apr 8	at L.A. Lakers	L	102	113	13-25	4-34	17-59	17,505	Abdur-Rahim	26	Massenburg	10 O'Neal	30
Apr 11	PORTLAND	W	105	96(m)	14-25	4-34	18-59	16,432	Abdur-Rahim	31	Smith	10 Rider	26
Apr 12	PHOENIX	L	106	129	14-26	4-34	18-60	16,266	Daniels	23	Massenburg	12 McCloud	25
Apr 14	at Seattle	L	98	110	14-26	4-35	18-61	17,072	Massenburg	22	Massenburg, Newbill	7 Payton	27
Apr 16	SAN ANTONIO	L	97	110	14-27	4-35	18-62	17,485	Abdur-Rahim	32	Massenburg	11 Duncan	32
Apr 18	at Golden State	L	100	112	14-27	4-36	18-63	16,481	Massenburg	26	Massenburg	7 Dampier, Delk	32
Apr 19	at Sacramento	W	112	108(m)	14-27	5-36	19-63	15,329	Massenburg	34	Massenburg	12 Abdul-Wahad	31

INTRO

PLAYERS

OWNERSHIP

FRONT OFFICE

MEDIA

COMMUNITY

HISTORY

PLAYOFFS

REVIEW

OPONENTS

NBA

FEDERATION

AT A GLANCE



# SEASON REVIEW

## 1996-97 VANCOUVER GRIZZLIES (14-68)



**Back Row, L-R:** Troy Wenzel, Jay Hillock, Noah Croom, Larry Riley, Pete Chilcutt, Roy Rogers, Jack Lothian, Bryant Reeves, Eric Mobley, Rich Manning, Shareef Abdur-Rahim, Rex Hughes, Lionel Hollins, Jimmy Powell, Rob Hackett. **Front Row, L-R:** Stu Jackson, Chucky Atkins, Tim Breaux, Lawrence Moten, Anthony Peeler, Greg Anthony, Blue Edwards, George Lynch, Doug Edwards, Chris Robinson, Lee Mayberry, Brian Winters.

Player	--Field Goals--						--3-Point FG--			--Free Throws--			--Rebounds--											
	G	GS	Min	FG	FGA	Pct	FG	FGA	Pct	FT	FTA	Pct	Off	Def	Tot	Ast	PF	Dq	Stl	TO	Blk	Pts	Avg	
Abdur-Rahim	80	71	2802	550	1214	.453	7	27	.259	387	519	.746	216	339	555	175	199	0	79	225	79	1494	18.7	
Reeves	75	75	2777	498	1025	.486	1	11	.091	216	307	.704	174	436	610	160	270	3	29	175	67	1213	16.2	
Peeler	72	57	2291	402	1011	.398	128	343	.373	109	133	.820	54	193	247	256	168	0	105	157	17	1041	14.5	
Anthony	65	44	1863	199	507	.393	88	238	.370	130	178	.730	25	159	184	407	122	0	129	129	4	616	9.5	
Lynch	41	27	1059	137	291	.471	8	31	.258	60	97	.619	98	163	261	76	97	1	63	64	17	342	8.3	
Edwards	61	12	1439	182	458	.397	25	89	.281	89	109	.817	49	140	189	114	135	0	38	81	20	478	7.8	
Moten	67	18	1214	171	441	.388	41	141	.291	64	99	.646	43	76	119	129	83	0	48	81	24	447	6.7	
Rogers	82	50	1848	244	483	.505	1	1	1.000	54	94	.574	139	247	386	46	214	1	21	86	163	543	6.6	
Williams	32	1	553	82	143	.573	0	1	0.000	33	49	.673	60	78	138	15	72	1	16	28	26	197	6.2	
Mayberry	80	38	1952	149	370	.403	83	221	.376	29	46	.630	29	105	134	329	159	0	60	90	8	410	5.1	
C. Robinson	41	6	681	69	182	.379	34	89	.382	16	26	.615	23	48	71	65	85	2	28	34	9	188	4.6	
Chilcutt	54	1	662	72	165	.436	25	69	.362	13	22	.591	67	89	156	47	52	0	26	28	17	182	3.4	
Manning	16	1	128	18	48	.375	2	3	.667	6	8	.750	8	15	23	2	18	0	3	5	1	44	2.8	
Mobley	28	8	307	28	63	.444	0	0	---	16	30	.533	30	28	58	14	44	0	5	29	10	72	2.6	
Leckner	19	1	115	14	30	.467	0	---	6	12	.500	5	30	35	4	32	0	3	10	2	34	1.8		
Norris	8	0	89	4	22	.182	2	10	.200	2	5	.400	3	9	12	23	5	0	4	5	0	12	1.5	
GRIZZLIES	82		19780	2819	6453	.437	445	1274	.349	1230	1734	.709	1023	2155	3178	1862	1755	8	657	1301	464	7313	89.2	
OPPONENT	82		19780	3092	6556	.472	500	1369	.365	1468	2018	.727	1206	2426	3632	1974	1593	15	725	1251	461	8152	99.4	

## QUICK FACTS

- The Vancouver Grizzlies post a 14-68 record, placing seventh in the Midwest Division.
- **Shareef Abdur-Rahim** becomes the only unanimous selection on the NBA All-Rookie First Team by averaging 18.7 points (second among rookies, 26th in NBA) and finishes third in Rookie of the Year balloting behind winner **Allen Iverson** and **Stephon Marbury**, while being named NBA Rookie of the Month in December and February.
- **Anthony Peeler** becomes the first player in franchise history to score 40 points in a game, accomplishing the feat on Feb. 4 at New Jersey.
- **Bryant Reeves** sets a franchise record by making 18 field goals on April 19 at Phoenix.
- President and General Manager **Stu Jackson** assumes the head coaching duties on Jan. 24, replacing **Brian Winters**.
- **Greg Anthony** finishes ninth in the NBA in steals at 1.98 per game.
- **Roy Rogers** places 12th in the league in blocks with 1.99 swats per game.

## NBA STATISTICAL RANKINGS

Category	Vancouver		Opponents		Category	Vancouver		Opponents	
Points Per Game	89.2	28th	99.4	21st	Assists Per Game	22.7	10th	24.1	25th
Field Goal Pct.	.437	26th	.472	26th	Steals Per Game	8.01	15th	8.84	24th
Free Throw Pct.	.709	27th	.727	4th	Turnovers Per Game	15.9	16th	15.3	22nd
3-Pt. Field Goal Pct.	.349	23rd	.365	19th	Blocks Per Game	5.66	6th	5.62	26th
Offensive Rebounds Per Game	12.5	15th	14.7	29th	Personal Fouls Per Game	21.4	9th	19.4	29th
Defensive Rebounds Per Game	26.3	28th	29.6	22nd	Disqualifications	8	1st	15	23rd
Rebounds Per Game	38.8	27th	44.3	27th	Points Per Game Differential	-8.6	29th		





## 1996-97 GAME BY GAME

Date	Opponent	Van	Opp	Hm	Rd	Tot	Atten	Grizzlies Top Scorer	Grizzlies Top Rebounder	Opponent Top Scorer			
Nov 1	PORTLAND	L	85	114	0-1	0-0	19,193	Abdur-Rahim, Edwards	16	Abdur-Rahim, Chilcutt	5 Robinson	22	
Nov 3	GOLDEN STATE	L	95	105	0-2	0-0	0-2	15,781	Peeler	21	Reeves	10 Mullin	24
Nov 5	at Chicago	L	73	96	0-2	0-1	0-3	23,726	Anthony	13	Four players tied	5 Jordan	22
Nov 6	at Milwaukee	L	89	105	0-2	0-2	0-4	13,689	Abdur-Rahim, Edwards	18	Reeves	11 Allen, Baker	20
Nov 8	at Cleveland	L	72	88	0-2	0-3	0-5	13,691	Anthony	13	Reeves, Edwards	6 Sura	15
Nov 10	NEW YORK	L	82	101	0-3	0-3	0-6	17,356	Peeler	16	Reeves	8 Ewing	21
Nov 12	L.A. CLIPPERS	L	92	99 <sup>(m)</sup>	0-4	0-3	0-7	14,259	Reeves	30	Reeves	11 Sealy	22
Nov 14	PHOENIX	W	92	89	1-4	0-3	1-7	15,158	Edwards	34	Four players tied	5 Nash	17
Nov 15	at Utah	L	96	104	1-4	0-4	1-8	19,046	Edwards	23	Rogers, Anthony	7 Malone	21
Nov 17	at Seattle	L	81	91	1-4	0-5	1-9	17,072	Rogers	18	Rogers	9 Payton	21
Nov 18	SACRAMENTO	L	83	84	1-5	0-5	1-10	14,672	Reeves	19	Rogers	9 Owens	17
Nov 20	MIAMI	L	75	94	1-6	0-5	1-11	15,054	Reeves	16	Reeves	10 Hardaway	19
Nov 24	SAN ANTONIO	W	96	91	2-6	0-5	2-11	15,874	Abdur-Rahim	18	Abdur-Rahim	9 Wilkins	26
Nov 26	at Atlanta	L	80	101	2-6	0-6	2-12	6,957	Abdur-Rahim	19	Peeler	8 Laettner	18
Nov 27	at Detroit	L	78	87	2-6	0-7	2-13	15,195	Anthony	24	Mobley	7 Hunter	24
Nov 29	at Indiana	L	94	104	2-6	0-8	2-14	15,488	Abdur-Rahim	20	Lynch	11 Miller	25
Nov 30	at Philadelphia	L	90	96	2-6	0-9	2-15	13,038	Rogers	16	Lynch	7 Stackhouse	31
Dec 4	INDIANA	L	80	127	2-7	0-9	2-16	15,699	Abdur-Rahim	20	Rogers	5 Miller	36
Dec 6	at San Antonio	W	105	89	2-7	1-9	3-16	13,646	Reeves	29	Abdur-Rahim, Lynch	8 Wilkins	24
Dec 7	at Dallas	L	85	96	2-7	1-10	3-17	15,102	Peeler	16	Lynch	9 Harper	20
Dec 9	CHARLOTTE	L	91	107	2-8	1-10	3-18	15,780	Peeler	23	Reeves	10 Rice	30
Dec 12	at Portland	L	78	99	2-8	1-11	3-19	20,042	Chilcutt	13	Chilcutt	10 Anderson	22
Dec 13	ORLANDO	W	95	93	3-8	1-11	4-19	15,954	Reeves	27	Abdur-Rahim	11 Seikaly	25
Dec 15	at Phoenix	L	84	103	3-8	1-12	4-20	19,023	Abdur-Rahim	28	Abdur-Rahim	4 Horry	19
Dec 17	HOUSTON	W	93	92	4-8	1-12	5-20	16,205	Abdur-Rahim	22	Reeves	8 Olajuwon	23
Dec 19	DALLAS	L	98	105	4-9	1-12	5-21	15,049	Peeler	25	Lynch	10 Gatling	25
Dec 20	at Denver	L	93	108	4-9	1-13	5-22	10,020	Peeler	19	Three players tied	5 Stith	29
Dec 22	WASHINGTON	W	91	87	5-9	1-13	6-22	15,751	Peeler	27	Lynch	12 Strickland	23
Dec 26	at Sacramento	L	88	111	5-9	1-14	6-23	17,317	Abdur-Rahim	28	Abdur-Rahim	9 Richmond, Polynice	18
Dec 28	PHOENIX	L	98	103	5-10	1-14	6-24	16,757	Peeler	30	Reeves, Lynch	9 Manning	19
Dec 30	SAN ANTONIO	L	88	95	5-11	1-14	6-25	15,749	Peeler	23	Abdur-Rahim	12 Maxwell, Johnson	23
Jan 3	SEATTLE	L	94	108	5-12	1-14	6-26	19,193	Peeler	24	Lynch	15 Payton	29
Jan 5	L.A. LAKERS	L	82	95	5-13	1-14	6-27	19,193	Peeler	17	Lynch	16 O'Neal	31
Jan 8	at Golden State	W	109	95	5-13	2-14	7-27	12,819	Abdur-Rahim	34	Rogers	10 Smith	37
Jan 9	GOLDEN STATE	L	86	102	5-14	2-14	7-28	15,454	Abdur-Rahim	17	Lynch	8 Sprewell	27
Jan 11	SACRAMENTO	L	101	109	5-15	2-14	7-29	16,092	Abdur-Rahim	37	Reeves	10 Richmond	32
Jan 14	at L.A. Lakers	L	81	91	5-15	2-15	7-30	15,606	Peeler	23	Reeves	10 O'Neal	24
Jan 15	DETROIT	L	79	103	5-16	2-15	7-31	16,059	Abdur-Rahim	15	Three players tied	8 Hill	31
Jan 17	UTAH	L	68	106	5-17	2-15	7-32	15,173	Reeves	17	Reeves	10 Malone	30
Jan 19	TORONTO	W	100	92	6-17	2-15	8-32	17,474	Abdur-Rahim	26	Lynch	13 Stoudamire	34
Jan 20	at Seattle	L	96	112	6-17	2-16	8-33	17,072	Anthony	24	Reeves	8 Payton	30
Jan 22	at Denver	L	84	94	6-17	2-17	8-34	8,422	Abdur-Rahim	22	Reeves	12 L. Ellis	22
Jan 23	MINNESOTA	L	76	95	6-18	2-17	8-35	15,282	Reeves	22	Reeves	8 Gugliotta	33
Jan 25	DENVER	L	82	83	6-19	2-17	8-36	17,102	Reeves	23	Abdur-Rahim, Reeves	9 L. Ellis	18
Jan 27	at Golden State	L	97	122	6-19	2-18	8-37	12,839	Abdur-Rahim	23	Abdur-Rahim	8 Spewell	33
Jan 28	CHICAGO	L	96	111	6-20	2-18	8-38	19,193	Abdur-Rahim	24	Abdur-Rahim, Reeves	12 Jordan	28
Jan 30	at L.A. Clippers	L	94	100	6-20	2-19	8-39	5,122	Reeves	25	Reeves	12 Vaughn	28
Jan 31	ATLANTA	L	76	87	6-21	2-19	8-40	15,205	Abdur-Rahim	24	Abdur-Rahim	10 Smith	24
Feb 2	at Boston	W	102	92	6-21	3-19	9-40	15,737	Reeves	33	Reeves	18 Williams	22
Feb 4	at New Jersey	L	105	111	6-21	3-20	9-41	10,990	Peeler	40	Abdur-Rahim	11 Kittles	32
Feb 6	at Minnesota	L	86	103	6-21	3-21	9-42	14,277	Peeler	24	Chilcutt	10 Garnett	18
Feb 11	at Houston	L	97	106	6-21	3-22	9-43	16,285	Abdur-Rahim	24	Reeves	10 Willis, Price	20
Feb 12	at San Antonio	W	106	101	6-21	4-22	10-43	12,463	Reeves	31	Reeves	12 Maxwell	19
Feb 14	BOSTON	W	109	106	7-21	4-22	11-43	17,434	Abdur-Rahim	31	Reeves	12 Day	29
Feb 17	DALLAS	L	95	100	7-22	4-22	11-44	15,540	Reeves	27	Edwards	7 Finley, Green	21
Feb 19	MINNESOTA	L	73	84	7-23	4-22	11-45	15,729	Abdur-Rahim	26	Rogers	10 Garrett	25
Feb 21	at L.A. Lakers	L	91	99	7-23	4-23	11-46	17,031	Abdur-Rahim	30	Abdur-Rahim	11 Campbell, Jones	23
Feb 23	CLEVELAND	L	84	91	7-24	4-23	11-47	15,536	Reeves	26	Abdur-Rahim	8 Philis	23
Feb 26	L.A. CLIPPERS	L	80	83	7-25	4-23	11-48	15,619	Abdur-Rahim	28	Abdur-Rahim	13 Vaughn	22
Feb 28	PHILADELPHIA	L	100	104	7-26	4-23	11-49	17,463	Reeves	26	Abdur-Rahim	10 Stackhouse	25
Mar 2	UTAH	L	86	93	7-27	4-23	11-50	16,415	Peeler	25	Reeves	9 Russell	20
Mar 6	NEW JERSEY	L	96	102	7-28	4-23	11-51	16,673	Peeler	24	Reeves	12 Cassell	26
Mar 9	at Toronto	L	77	81	7-28	4-24	11-52	19,186	Peeler	25	Reeves	14 Williams	16
Mar 11	at Charlotte	L	92	98	7-28	4-25	11-53	24,042	Abdur-Rahim	24	Reeves	13 Rice, Mason	26
Mar 12	at Washington	L	82	104	7-28	4-26	11-54	11,007	Abdur-Rahim	18	Rogers	8 Webber	32
Mar 14	at Miami	L	82	88	7-28	4-27	11-55	14,728	Reeves	27	Reeves	11 Hardaway	19
Mar 16	at Orlando	L	89	100	7-28	4-28	11-56	17,248	Abdur-Rahim	22	Reeves	10 Wilkins	17
Mar 18	at New York	L	73	98	7-28	4-29	11-57	19,763	Abdur-Rahim	18	Williams	9 Ewing	22
Mar 19	at Minnesota	L	72	95	7-28	4-30	11-58	13,368	Abdur-Rahim	15	Chilcutt	6 Robinson	18
Mar 21	DENVER	W	108	101	8-28	4-30	12-58	19,193	Reeves	31	Abdur-Rahim	14 McDyess	29
Mar 23	SEATTLE	L	92	106	8-29	4-30	12-59	17,645	Abdur-Rahim	23	Abdur-Rahim, Williams	7 Payton	31
Mar 25	at L.A. Clippers	L	104	110 <sup>(m)</sup>	8-29	4-31	12-60	5,528	Peeler	30	Reeves	10 Wright	24
Mar 27	L.A. LAKERS	L	98	102 <sup>(m)</sup>	8-30	4-31	12-61	18,722	Abdur-Rahim	21	Rogers	12 Campbell	26
Mar 28	at Portland	L	81	115	8-30	4-32	12-62	20,865	Peeler, Rogers	14	Williams	9 C. Robinson	25
Apr 1	MILWAUKEE	L	91	102	8-31	4-32	12-63	17,193	Abdur-Rahim	26	Rogers, Leckner	6 Robinson	25
Apr 4	at Utah	L	79	106	8-31	4-33	12-64	19,911	Reeves	15	Williams	8 Malone	16
Apr 6	HOUSTON	L	85	94	8-32	4-33	12-65	17,356	Reeves	23	Abdur-Rahim	16 Barkley	26
Apr 8	at Sacramento	L	93	109	8-32	4-34	12-66	17,317	Reeves	28	Reeves	13 Richmond	28
Apr 10	at Houston	L	94	102	8-32	4-35	12-67	16,285	Abdur-Rahim	20	Rogers	9 Barkley	21
Apr 12	at Dallas	W	96	85	8-32	5-35	13-67	14,060	Abdur-Rahim	30	Abdur-Rahim	17 Pack	22
Apr 17	PORTLAND	L	73	105	8-33	5-35	13-68	19,193	Peeler	16	Abdur-Rahim, Reeves	9 Wallace	25
Apr 19	at Phoenix	W	121	107	8-33	6-35	14-68	19,023	Reeves	39	Reeves	11 Johnson	36

INTRO

PLAYERS

OWNERSHIP

FRONT  
OFFICE

MEDIA

COMMUNITY

HISTORY

PLAYOFFS

REVIEW

OPONENTS

NBA

FEDERATION

AT A GLANCE



# SEASON REVIEW

## 1995-96 VANCOUVER GRIZZLIES (15-67)



**Back Row, L-R:** Chris King, Greg Anthony, Anthony Avent, Darrick Martin, Doug Edwards, Troy Wenzel, Bryant Reeves, Rob Hackett, Eric Mobley, Scott McCullough, Eric Murdock, Ashraf Amaya, Lawrence Moten, Byron Scott. **Front Row, L-R:** Kenny Gattison, Jimmy Powell, Brian Winters, Rex Hughes, Lionel Hollins, Blue Edwards.

Player	--Field Goals--						--3-Point FG--			--Free Throws--			--Rebounds--									Pts	Avg
	G	GS	Min	FG	FGA	Pct	FG	FGA	Pct	FT	FTA	Pct	Off	Def	Tot	Ast	PF	Dq	Stl	TO	Blk		
Anthony	69	69	2096	324	781	.415	90	271	.332	229	297	.771	29	145	174	476	137	1	116	160	11	967	14.0
Benjamin	13	13	404	71	161	.441	0	0	---	39	56	.696	31	72	103	16	40	1	10	34	15	181	13.9
Reeves	77	63	2460	401	877	.457	0	3	.000	219	299	.732	178	392	570	109	226	2	43	157	55	1021	13.3
B. Edwards	82	82	2773	401	956	.419	84	245	.343	157	208	.755	98	248	346	212	243	1	118	170	46	1043	12.7
Scott	80	0	1894	271	676	.401	74	221	.355	203	243	.835	40	152	192	123	126	0	63	100	22	819	10.2
Gattison	25	14	570	91	190	.479	0	0	---	47	78	.603	35	79	114	14	75	0	10	40	11	229	9.2
Murdock	64	14	1480	220	521	.422	39	122	.320	106	131	.809	21	134	155	292	124	0	129	120	9	585	9.1
King	80	66	1930	250	585	.427	44	113	.389	90	136	.662	102	183	285	104	163	0	68	103	33	634	7.9
Wilkins	28	14	738	77	205	.376	14	64	.219	20	23	.870	22	43	65	68	55	0	22	37	2	188	6.7
D.Martin	24	0	402	59	131	.450	5	22	.227	38	46	.826	13	25	38	61	47	0	27	37	1	161	6.7
Moten	44	3	573	112	247	.453	18	55	.327	49	75	.653	36	25	61	50	54	0	29	44	8	291	6.6
Amaya	54	34	1104	121	252	.480	0	1	.000	97	149	.651	114	189	303	33	151	3	22	57	10	339	6.3
Avent	71	32	1586	179	466	.384	0	0	---	57	77	.740	108	247	355	69	202	3	30	107	42	415	5.8
Harvey	18	6	410	39	95	.411	0	2	.000	20	43	.465	27	67	94	9	38	0	14	18	21	98	5.4
Mobley	34	1	611	72	131	.550	1	2	.500	37	83	.446	51	77	128	22	82	1	13	49	23	182	5.4
Manning	29	0	311	49	113	.434	0	1	.000	9	14	.643	16	39	55	7	37	0	3	17	6	107	3.7
D. Edwards	31	0	519	32	91	.352	0	4	.000	29	38	.763	35	52	87	39	51	2	10	29	18	93	3.0
C. Martin	4	0	19	3	5	.600	3	3	1.000	0	2	.000	1	1	2	2	1	0	1	1	0	9	2.3
GRIZZLIES	82		19880	2772	6483	.428	372	1129	.329	1446	1998	.724	957	2170	3127	1706	1852	14	728	1347	333	7362	89.8
OPPONENT	82		19880	3080	6486	.475	459	1226	.374	1561	2129	.733	1102	2550	3652	1988	1785	9	698	1423	474	8180	99.8

## QUICK FACTS

- In the Vancouver Grizzlies' inaugural season, the club finishes seventh in the Midwest Division with a 15-67 record.
- **Brian Winters** is named the franchise's first head coach on June 19, 1995, while current Grizzlies head coach **Lionel Hollins** serves as an assistant coach.
- **Kevin Pritchard** becomes the franchise's first player by signing with the Grizzlies on June 1. The club's first draft pick is **Bryant Reeves** from Oklahoma State, taken sixth overall in the 1995 NBA Draft.
- The Grizzlies play their first game on Oct. 13 vs. Portland, falling 104-86 in a preseason contest.
- The first triple-double in franchise history is recorded by **Blue Edwards** (15 points, 13 rebounds and 11 assists) on March 1 vs. Dallas.
- Reeves is named to the 1995-96 NBA All-Rookie Second Team, averaging 13.3 points and 7.4 rebounds in 77 games.
- The club drops a franchise-record 23 consecutive games from Feb. 16-April 2.
- **Eric Murdock** finishes seventh in the NBA in steals with 1.85 thefts per game.

## NBA STATISTICAL RANKINGS

Category	Vancouver		Opponents		Category	Vancouver		Opponents	
Points Per Game	89.8	29th	99.8	15th	Assists Per Game	20.8	25th	24.2	23rd
Field Goal Pct.	.428	27th	.475	22nd	Steals Per Game	8.88	5th	8.51	21st
Free Throw Pct.	.724	22nd	.733	8th	Turnovers Per Game	16.4	20th	17.4	2nd
3-Pt. Field Goal Pct.	.329	28th	.374	21st	Blocks Per Game	4.06	24th	5.78	22nd
Offensive Rebounds Per Game	11.7	22nd	13.4	23rd	Personal Fouls Per Game	22.6	13th	21.8	25th
Defensive Rebounds Per Game	26.5	25th	31.1	27th	Disqualifications	14	6th	9	28th
Rebounds Per Game	38.1	28th	44.5	28th	Points Per Game Differential	-10.0	29th		



## 1995-96 GAME BY GAME

Date	Opponent	Van	Opp	Hm	Rd	Tot	Atten	Grizzlies	Grizzlies	Opponent
								Top Scorer	Top Rebounder	Top Scorer
Nov 3	at Portland	W	92	80	0-0	1-0	1-0	19,115	Benjamin	13 Robinson
Nov 5	MINNESOTA	W	100	98 <sup>am</sup>	1-0	1-0	2-0	19,193	Gattison	23 Laettner
Nov 7	at Dallas	L	88	99	1-0	1-1	2-1	15,325	Benjamin	6 Mashburn
Nov 8	at San Antonio	L	62	111	1-0	1-2	2-2	12,355	King	11 Robinson
Nov 10	L.A. CLIPPERS	L	91	98	1-1	1-2	2-3	17,345	Anthony	11 Sealy
Nov 11	at Seattle	L	81	117	1-1	1-3	2-4	17,102	Benjamin	8 Kemp
Nov 13	DALLAS	L	89	94	1-2	1-3	2-5	17,171	Anthony	9 Kidd
Nov 16	at L.A. Clippers	L	98	103	1-2	1-4	2-6	10,169	Scott	6 Vaughn
Nov 17	L.A. LAKERS	L	91	114	1-3	1-4	2-7	19,193	Anthony	8 Van Exel
Nov 19	at New York	L	93	98	1-3	1-5	2-8	19,763	Anthony	8 Harper
Nov 22	at Orlando	L	93	95	1-3	1-6	2-9	17,248	Scott	8 Hardaway
Nov 24	at Charlotte	L	104	116	1-3	1-7	2-10	24,042	Benjamin	7 Johnson, Rice
Nov 25	at Miami	L	91	111	1-3	1-8	2-11	14,293	Benjamin	10 Mourning
Nov 28	at Minnesota	L	98	121	1-3	1-9	2-12	10,251	Anthony	9 Three players tied
Nov 30	CHICAGO	L	88	94	1-4	1-9	2-13	19,193	Anthony	8 Jordan
Dec 1	at L.A. Lakers	L	100	113	1-4	1-10	2-14	14,246	Anthony, B. Edwards	9 Ceballos
Dec 3	MILWAUKEE	L	95	109	1-5	1-10	2-15	14,149	Anthony, Reeves, Harvey	8 Baker
Dec 5	at Phoenix	L	108	112	1-5	1-11	2-16	19,023	Anthony, B. Edwards	8 Finley
Dec 7	DETROIT	L	84	93	1-6	1-11	2-17	14,685	Anthony	6 Houston
Dec 10	TORONTO	L	81	93	1-7	1-11	2-18	17,438	B. Edwards	11 Stoudamire
Dec 13	HOUSTON	L	89	100	1-8	1-11	2-19	15,715	B. Edwards	11 Horry
Dec 15	PORTLAND	W	104	100 <sup>am</sup>	2-8	1-11	3-19	15,236	Reeves	17 Strickland
Dec 16	GOLDEN STATE	L	85	116	2-9	1-11	3-20	15,539	Moten	6 Sprewell
Dec 18	at Sacramento	L	85	92	2-9	1-12	3-21	17,317	Reeves	7 Grant
Dec 19	SEATTLE	W	94	93	3-9	1-12	4-21	16,701	B. Edwards	11 Hawkins
Dec 21	at Seattle	L	68	92	3-9	1-13	4-22	17,072	Avent	9 Payton
Dec 22	PHOENIX	L	80	101	3-10	1-13	4-23	17,636	Reeves	8 Barkley
Dec 26	at Houston	L	84	100	3-10	1-14	4-24	16,285	Murdock	16 Olajuwon
Dec 28	at Dallas	L	101	103 <sup>am</sup>	3-10	1-15	4-25	17,502	Anthony, Reeves	15 Jackson
Dec 30	BOSTON	W	103	95	4-10	1-15	5-25	19,193	B. Edwards	13 Radja
Jan 5	PHILADELPHIA	W	103	102 <sup>am</sup>	5-10	1-15	6-25	17,870	Anthony	14 Ruffin
Jan 7	L.A. CLIPPERS	L	93	101	5-11	1-15	6-26	18,089	Anthony	8 Sealy
Jan 9	at Golden State	L	103	109	5-11	1-16	6-27	15,025	Murdock, Gattison	9 Sprewell
Jan 10	DENVER	L	85	91	5-12	1-16	6-28	15,416	B. Edwards	15 Abdul-Rauf
Jan 12	GOLDEN STATE	L	95	104	5-13	1-16	6-29	16,581	B. Edwards	6 Sprewell
Jan 13	MIAMI	W	69	65	6-13	1-16	7-29	17,532	Anthony	7 Mourning, Owens
Jan 18	CLEVELAND	L	90	98	6-14	1-16	7-30	16,805	Anthony	13 Brandon
Jan 20	NEW YORK	W	84	80	7-14	1-16	8-30	19,193	Reeves, Anthony	10 Ewing
Jan 22	at Milwaukee	W	100	92	7-14	2-16	9-30	13,488	Reeves	11 Baker
Jan 24	at Chicago	L	84	104	7-14	2-17	9-31	23,652	Reeves	6 Pippin
Jan 25	at Toronto	W	106	101 <sup>am</sup>	7-14	3-17	10-31	21,378	Reeves	10 Stoudamire
Jan 27	at Washington	L	77	102	7-14	3-18	10-32	18,756	Reeves	7 Howard
Jan 29	at Philadelphia	L	92	103	7-14	3-19	10-33	8,422	Anthony	7 Stackhouse
Jan 31	at Boston	L	98	131	7-14	3-20	10-34	17,025	Reeves, Scott, Murdock	8 Day
Feb 2	NEW JERSEY	L	84	93	7-15	3-20	10-35	16,141	Scott	10 Gilliam
Feb 5	UTAH	L	83	92	7-16	3-20	10-36	15,827	Scott	14 Malone
Feb 7	at Utah	L	79	102	7-16	3-21	10-37	19,911	Murdock	5 Malone
Feb 14	SACRAMENTO	W	93	86	8-16	3-21	11-37	15,391	Anthony	11 Richmond
Feb 16	ATLANTA	L	100	110	8-17	3-21	11-38	15,664	Reeves	21 Blaylock
Feb 18	SEATTLE	L	109	118	8-18	3-21	11-39	19,193	B. Edwards	8 Kemp
Feb 19	at Phoenix	L	94	98 <sup>am</sup>	8-18	3-22	11-40	19,023	Anthony	7 Finley
Feb 25	SAN ANTONIO	L	84	95	8-19	3-22	11-41	16,598	Reeves	10 Elliott
Feb 28	L.A. LAKERS	L	80	99	8-20	3-22	11-42	19,193	Reeves	11 Ceballos
Mar 1	DALLAS	L	111	119	8-21	3-22	11-43	15,656	Reeves	13 McCloud
Mar 2	at Denver	L	82	108	8-21	3-23	11-44	15,832	Amaya	10 Abdul-Rauf
Mar 4	WASHINGTON	L	81	96	8-22	3-23	11-45	15,996	Scott	16 Howard
Mar 5	at Golden State	L	78	110	8-22	3-24	11-46	15,025	Amaya	12 Sprewell
Mar 8	INDIANA	L	80	94	8-23	3-24	11-47	16,451	Reeves	7 Smits
Mar 10	HOUSTON	L	89	95	8-24	3-24	11-48	19,193	King	12 Olajuwon
Mar 11	at Sacramento	L	88	92	8-24	3-25	11-49	17,317	Reeves	12 Richmond
Mar 15	ORLANDO	L	87	92 <sup>am</sup>	8-25	3-25	11-50	19,193	Murdock	18 Hardaway
Mar 17	at Minnesota	L	85	90	8-25	3-26	11-51	12,228	Reeves	11 Gugliotta
Mar 19	at New Jersey	L	77	82	8-25	3-27	11-52	10,621	Reeves, Wilkins	10 Bradley
Mar 20	at Atlanta	L	93	98	8-25	3-28	11-53	8,297	Reeves	11 Smith
Mar 22	at Indiana	L	94	111	8-25	3-29	11-54	16,715	Reeves	9 Miller
Mar 24	at Cleveland	L	85	90	8-25	3-30	11-55	18,108	King	12 Ferry
Mar 26	at Detroit	L	75	86	8-25	3-31	11-56	15,781	Reeves	20 Hill
Mar 28	DENVER	L	88	92	8-26	3-31	11-57	16,889	Reeves	11 McDyess
Mar 29	at Utah	L	91	105	8-26	3-32	11-58	19,911	B. Edwards	7 Malone
Mar 31	CHARLOTTE	L	88	121	8-27	3-32	11-59	18,147	Reeves	12 Geiger
Apr 2	at Portland	L	85	101	8-27	3-33	11-60	19,868	Anthony	8 C. Robinson
Apr 3	MINNESOTA	W	105	103	9-27	3-33	12-60	16,216	Reeves	10 Rider
Apr 5	at L.A. Lakers	L	94	104	9-27	3-34	12-61	17,505	Moten	8 Jones
Apr 7	PHOENIX	L	92	112	9-28	3-34	12-62	19,193	Reeves, King	10 Johnson
Apr 9	at Houston	L	84	90	9-28	3-35	12-63	16,285	Murdock	20 Olajuwon, Recasner
Apr 10	at San Antonio	L	82	105	9-28	3-36	12-64	17,269	Moten	16 Person
Apr 12	SACRAMENTO	W	99	98	10-28	3-36	13-64	18,619	Reeves	13 Marcilunio
Apr 14	PORTLAND	L	79	81	10-29	3-36	13-65	16,522	B. Edwards	9 C. Robinson
Apr 16	SAN ANTONIO	L	86	95	10-30	3-36	13-66	16,127	King	7 Elliott
Apr 18	UTAH	L	79	94	10-31	3-36	13-67	18,407	King	14 Malone
Apr 19	at Denver	W	92	78	10-31	4-36	14-67	15,119	Wilkins	6 L. Ellis
Apr 21	at L.A. Clippers	W	108	101	10-31	5-36	15-67	13,298	B. Edwards	10 Vaughn

INTRO

PLAYERS

OWNERSHIP

FRONT OFFICE

MEDIA

COMMUNITY

HISTORY

PLAYOFFS

REVIEW

OPONENTS

NBA

FEDERATION

AT A GLANCE



## SERVICEMASTER PUTS MORE TIME ON THE CLOCK



Our brands help simplify and improve the quality of your life so you  
can spend more time teaching a crossover dribble,  
or cheering on the Grizzlies.

***Servicemaster***  
Family of Brands

American  
Home Shield

**AMERISPEC**  
AMERICAN SERVICES

**FURNITURE MEDIC**

**merry maids.**

**Servicemaster**  
Clean

**TERMINIX**

**TRUGREEN**



# OPPONENTS



OPPONENTS





# ATLANTA



Philips Arena – 18,238 (1999)  
Centennial Tower  
101 Marietta St., Suite 1900  
Atlanta, GA 30303  
(404) 878-3800  
www.hawks.com

## SCHEDULE

**Saturday, December 8, 2012 at Memphis**  
**Wednesday, February 6, 2013 at Atlanta**

# 12-13

OPPONENTS

## DIRECTORY

**Managing Partners:** Bruce Levenson  
Michael Gearon  
**Partners:** Ed Peskowitz  
Rutherford Seydel  
Todd Foreman  
Michael Gearon Sr.  
Beau Turner

**President, Atlanta Hawks and  
Philips Arena:** Bob Williams

**President of Basketball Operations/  
General Manager:** Danny Ferry

**Assistant General Managers:** Wes Wilcox  
Scott Wilkinson

**Head Coach:** Larry Drew

**Assistant Coaches:** Lester Conner  
Bob Bender  
Kenny Atkinson  
Bob Weiss

**Assistant Coach/Player Performance:** Pete Radulovic

**Head Athletic Trainer:** Wally Blase

**Communications Staff:** Garin Narain  
Jon Steinberg  
Jason Roose

## GENERAL INFORMATION

**Radio – 99X (98.9 FM):** Steve Holman (play-by-play)

**Television – SportSouth:** Bob Rathbun (play-by-play)  
Dominique Wilkins (analyst)  
Jerome Jurenovich  
(sideline reporter)

**Team Colors:** Red, White, Blue

## BACKGROUND

Founded (NBL/NBA): 1946-47/1949-50 (Tri-Cities Blackhawks)

NBA Seasons: 63

All-Time NBA Regular Season Record: 2,460-2,518 (.494)

2011-12 Record: 40-26 (2nd in Southeast Division)

2012 Playoffs: Eliminated by Boston (4-2) in the first round  
of the Eastern Conference Playoffs

## GRIZZLIES PLAYERS CAREER STATS VS. ATLANTA

PLAYER	G-GS	MIN	FG-FGA	PCT	3FG-FGA	PCT	FT-FTA	PCT	OFF	DEF	TOT	AST	PF-DQ	STL	TO	BLK	PTS	AVG	HI
Allen	17-4	277	39-87	.448	1-3	.333	20-25	.800	14	21	35	17	33-0	15	22	5	99	5.8	20
Arthur	4-3	89	16-29	.552	0-0	---	6-7	.857	6	14	20	2	11-1	0	3	1	38	9.5	19
Bayless	7-1	90	10-27	.370	2-7	.286	13-18	.722	0	9	9	14	4-0	2	5	0	35	5.0	14
Conley	8-8	271	47-81	.580	6-13	.462	8-10	.800	4	16	20	47	18-0	11	18	2	108	13.5	23
Ellington	4-0	71	9-19	.474	1-6	.167	0-0	---	2	7	9	3	4-0	1	2	1	19	4.8	13
Gasol	6-6	196	29-48	.604	0-0	---	17-23	.739	14	32	46	15	13-0	2	7	5	75	12.5	19
Gay	11-10	391	81-170	.476	5-24	.208	37-42	.881	18	39	57	22	29-0	13	24	8	204	18.5	29
Haddadi	2-0	10	0-0	---	0-0	---	1-4	.250	0	5	5	1	0-0	0	1	3	1	0.5	1
Pondexter	3-1	43	6-13	.462	1-2	.500	1-1	1.000	1	6	7	2	4-0	2	0	0	14	4.7	7
Randolph	17-16	599	140-259	.541	5-12	.417	68-84	.810	53	129	182	27	45-0	8	36	7	353	20.8	31
Selby	1-0	4	0-1	.000	0-0	---	0-0	---	0	0	0	0	0-0	1	2	0	0	0.0	0
Speights	8-2	119	24-51	.471	0-1	.000	5-6	.833	8	12	20	5	17-0	0	7	4	53	6.6	16

## GRIZZLIES VS HAWKS SERIES RECORDS

Record	W-L	Current Streak
Overall	11-21	Grizzlies, one win
Home	7-8	Atlanta, two wins
Road	4-13	Grizzlies, one win

Last home win:	4/15/09 (98-90)
Last home loss:	10/27/10 (104-119)
Last road win:	2/2/12 (96-77)
Last road loss:	12/1/10 (109-112)
Largest margin of victory:	32, 3/16/03 (124-92)
Largest margin of defeat:	25, 3/1/98 (76-101)

## ALL-TIME SERIES

Season	W-L	Date	Results	Home	Visitor	Season	W-L	Date	Results	Home	Visitor
2011-12	1-0	2/2/12	W	Atlanta	77 Grizzlies 96	2002-03	1-1	4/5/03	L	Atlanta	97 Grizzlies 91
2010-11	0-2	12/1/10	L	Atlanta	112 Grizzlies 109			3/16/03	W	Grizzlies	124 Atlanta 92
		10/27/10	L	Grizzlies	104 Atlanta 119	2001-02	0-2	3/4/02	L	Atlanta	95 Grizzlies 76
2009-10	0-2	2/9/10	L	Grizzlies	94 Atlanta 108			1/4/02	L	Grizzlies	109 Atlanta 113
		12/16/09	L	Atlanta	110 Grizzlies 97	2000-01	1-1	3/13/01	L	Atlanta	109 Grizzlies 99
2008-09	1-1	4/15/09	W	Grizzlies	98 Atlanta 90			11/6/00	W	Grizzlies	97 Atlanta 87
		12/3/08	L	Atlanta	105 Grizzlies 95	1999-00	1-1	3/1/00	L	Atlanta	91 Grizzlies 86
2007-08	0-2	3/31/08	L	Grizzlies	99 Atlanta 116			11/10/99 (ot)	W	Grizzlies	102 Atlanta 97
		12/8/07	L	Atlanta	86 Grizzlies 78	1998-99	0-1	4/2/99	L	Atlanta	84 Grizzlies 81
2006-07	0-2	3/9/07	L	Atlanta	106 Grizzlies 105	1997-98	0-2	3/1/98	L	Grizzlies	76 Atlanta 101
		12/15/06	L	Grizzlies	88 Atlanta 97			2/20/98	L	Atlanta	115 Grizzlies 92
2005-06	2-0	4/2/06	W	Grizzlies	98 Atlanta 87	1996-97	0-2	1/31/97	L	Grizzlies	76 Atlanta 87
		11/12/05	W	Atlanta	84 Grizzlies 85			11/26/96	L	Atlanta	101 Grizzlies 80
2004-05	2-0	1/29/05	W	Grizzlies	84 Atlanta 83	1995-96	0-2	3/20/96	L	Atlanta	98 Grizzlies 93
		12/8/04	W	Atlanta	89 Grizzlies 97			2/16/96	L	Grizzlies	100 Atlanta 110
2003-04	2-0	3/29/04 (2ot)	W	Atlanta	133 Grizzlies 136						
		12/10/03	W	Grizzlies	103 Atlanta 90						

## 2011-12 SEASON SERIES STATISTICS

### MEMPHIS VS. ATLANTA

PLAYER	G-GS	MIN	FG-FGA	PCT	3FG-FGA	PCT	FT-FTA	PCT	OFF	DEF	TOT	AST	PF-DQ	STL	TO	BLK	PTS	AVG	HI
Gay	1-1	34	9-18	.500	0-2	.000	3-5	.600	1	5	6	3	1-0	3	1	0	21	21.0	21
Allen	1-1	33	7-12	.583	1-1	1.000	3-5	.600	2	4	6	4	3-0	1	2	0	18	18.0	18
Mayo	1-0	27	7-13	.538	1-2	.500	3-3	1.000	2	2	4	4	2-0	2	0	0	18	18.0	18
Conley	1-1	40	7-13	.538	0-0	---	1-2	.500	1	2	3	6	2-0	4	3	0	15	15.0	15
Gasol	1-1	35	5-8	.625	0-0	---	1-2	.500	3	7	10	2	1-0	1	0	2	11	11.0	11
Cunningham	1-0	28	4-6	.667	0-0	---	0-0	---	5	7	12	3	1-0	1	1	1	8	8.0	8
Pondexter	1-0	10	1-5	.200	0-1	.000	0-0	---	0	4	4	0	0-0	0	0	0	2	2.0	2
Speights	1-1	16	1-5	.200	0-0	---	0-0	---	0	2	2	0	0-0	0	2	1	2	2.0	2
Pargo	1-0	4	0-1	.000	0-1	.000	1-2	.500	0	1	1	0	0-0	0	1	0	1	1.0	1
Davis	1-0	4	0-1	.000	0-0	---	0-0	---	1	0	1	0	0-0	0	0	0	0	0.0	0
Selby	1-0	4	0-1	.000	0-0	---	0-0	---	0	0	0	0	0-0	1	2	0	0	0.0	0
Young	1-0	4	0-2	.000	0-0	---	0-0	---	0	0	0	0	0-0	0	0	0	0	0.0	0
GRIZZLIES	1	240	41-85	.482	2-7	.286	12-19	.632	15	34	49	22	10-0	13	12	4	96	96.0	96

### ATLANTA VS. MEMPHIS

PLAYER	G-GS	MIN	FG-FGA	PCT	3FG-FGA	PCT	FT-FTA	PCT	OFF	DEF	TOT	AST	PF-DQ	STL	TO	BLK	PTS	AVG	HI
Smith	1-1	19	5-9	.556	0-0	---	1-3	.333	1	4	5	2	1-0	1	3	0	11	11.0	11
I. Johnson	1-0	29	4-11	.364	0-0	---	2-2	1.000	2	7	9	0	2-0	0	2	2	10	10.0	10
J. Johnson	1-1	28	4-10	.400	2-4	.500	0-0	---	0	4	4	1	0-0	1	2	0	10	10.0	10
Green	1-0	23	4-11	.364	1-4	.250	0-0	---	0	5	5	1	0-0	1	0	1	9	9.0	9
Williams	1-1	21	4-6	.667	1-2	.500	0-0	---	2	1	3	0	1-0	1	0	0	9	9.0	9
Pachulia	1-1	21	3-3	1.000	0-0	---	1-2	.500	0	2	2	1	3-0	0	1	0	7	7.0	7
Pargo	1-0	13	3-7	.429	0-2	.000	0-0	---	0	1	1	4	1-0	1	2	0	6	6.0	6
Teague	1-1	20	2-7	.286	0-0	---	2-2	1.000	1	1	2	4	1-0	0	0	1	6	6.0	6
Radmanovic	1-0	23	2-4	.500	0-1	.000	0-0	---	0	3	3	1	3-0	0	1	0	4	4.0	4
Hinrich	1-0	19	1-4	.250	1-2	.500	0-0	---	0	1	1	3	3-0	1	2	0	3	3.0	3
Stackhouse	1-0	9	1-2	.500	0-0	---	0-0	---	0	0	0	2	0-0	0	0	0	2	2.0	2
Collins	1-0	2	0-0	---	0-0	---	0-0	---	0	0	0	0	1-0	0	0	0	0	0.0	0
McGrady	1-0	13	0-1	.000	0-0	---	0-0	---	0	1	1	4	1-0	0	1	1	0	0.0	0
HAWKS	1	240	33-75	.440	5-15	.333	6-9	.667	6	30	36	23	17-0	6	15	5	77	77.0	77



# BOSTON



TD Banknorth Garden – 18,624 (1995)  
226 Causeway St., 4th floor  
Boston, MA 02114  
(617) 854-8000  
www.celtics.com

## SCHEDULE

# 12-13

Wednesday, January 2, 2013 at Boston  
Saturday, March 23, 2013 at Memphis

## DIRECTORY

**Managing Partner, Governor & CEO:** Wyc Grousbeck  
**President:** Rich Gotham  
**President of Basketball Operations:** Danny Ainge  
**Head Coach:** Glenn 'Doc' Rivers  
**Assistant Coaches:** Armond Hill  
Kevin Eastman  
Mike Longabardi  
Jamie Young  
Tyronn Lue  
Jay Larranaga  
**Head Athletic Trainer:** Ed Lacerte  
**Media Relations Staff:** Jeff Twiss  
Heather Walker  
Brian Olive

## GENERAL INFORMATION

**Radio – WEEI (850AM):** Sean Grande (play-by-play)  
Cedric Maxwell (analyst)  
**Television – Comcast SportsNet:** Mike Gorman (play-by-play)  
Tom Heinsohn (analyst)  
Greg Dickerson  
(sideline reporter)  
**Team Colors:** Green, Gold, Black,  
Brown, Beige, White

## BACKGROUND

Founded: 1946-47  
NBA Seasons: 66  
All-Time NBA Regular Season Record: 3,067-2,084 (.595)  
2011-12 Record: 39-27 (1st in Atlantic Division)  
2012 Playoffs: Eliminated by Miami (4-3) in the  
Eastern Conference Finals

## GRIZZLIES PLAYERS CAREER STATS VS. BOSTON

PLAYER	G-GS	MIN	FG-FGA	PCT	3FG-FGA	PCT	FT-FTA	PCT	OFF	DEF	TOT	AST	PF-DQ	STL	TO	BLK	PTS	AVG	HI
Allen	2-1	50	8-17	.471	0-1	.000	3-4	.750	4	7	11	4	1-0	4	2	1	19	9.5	11
Arthur	5-2	81	11-27	.407	0-0	---	0-2	.000	9	12	21	5	8-0	2	2	1	22	4.4	10
Bayless	6-1	109	15-35	.429	2-6	.333	24-26	.923	2	10	12	13	13-0	2	14	0	56	9.3	14
Conley	9-9	300	34-81	.420	8-25	.320	18-21	.857	2	21	23	42	10-0	11	27	0	94	10.4	13
Ellington	4-0	53	1-14	.071	0-8	.000	3-3	1.000	1	3	4	0	2-0	0	2	0	5	1.3	3
Gasol	7-7	229	26-63	.413	0-0	---	19-31	.613	14	45	59	17	31-0	5	17	7	71	10.1	15
Gay	10-9	360	68-155	.439	10-37	.270	36-39	.923	10	45	55	22	24-0	13	15	8	182	18.2	28
Haddadi	3-0	16	4-7	.571	0-0	---	3-3	1.000	4	4	8	1	1-0	0	1	1	11	3.7	9
Pondexter	3-0	24	0-0	---	0-0	---	0-0	---	1	0	1	1	4-0	1	1	0	0	0.0	0
Randolph	21-19	683	139-313	.444	0-9	.000	88-106	.830	65	140	205	40	56-1	18	52	5	366	17.4	30
Selby	1-0	6	0-2	.000	0-1	.000	0-0	---	0	0	0	0	0-0	0	1	0	0	0.0	0
Speights	10-1	153	32-75	.427	0-0	---	10-17	.588	20	26	46	7	21-0	2	5	7	74	7.4	17

## GRIZZLIES VS CELTICS SERIES RECORDS

Record	W-L	Current Streak
Overall	12-20	Boston, one win
Home	5-11	Boston, five wins
Road	7-9	Boston, one win

Last home win:	3/14/06 (93-76)
Last home loss:	11/13/10 (110-116, ot)
Last road win:	3/23/11 (90-87)
Last road loss:	2/5/12 (80-98)
Largest margin of victory:	20, 3/10/10 (111-91)
Largest margin of defeat:	33, 1/31/96 (98-131)

## ALL-TIME SERIES

Season	W-L	Date	Results	Home	Visitor	Season	W-L	Date	Results	Home	Visitor
2011-12	0-1	2/5/12	L	Boston	98 Grizzlies	2002-03	0-2	3/3/03	L	Grizzlies	110 Boston
2010-11	1-1	3/23/11	W	Boston	87 Grizzlies			12/31/02	L	Boston	96 Grizzlies
		11/13/10 (ot)	L	Grizzlies	110 Boston	2001-02	0-2	3/15/02	L	Grizzlies	97 Boston
2009-10	1-1	3/10/10	W	Boston	91 Grizzlies			12/23/01	L	Boston	85 Grizzlies
		12/14/09	L	Grizzlies	105 Boston	2000-01	2-0	2/13/01	W	Grizzlies	99 Boston
2008-09	0-2	3/21/09	L	Grizzlies	87 Boston			11/26/00	W	Boston	87 Grizzlies
		3/13/09	L	Boston	102 Grizzlies	1999-00	1-1	2/24/00	L	Grizzlies	77 Boston
2007-08	0-2	3/8/08	L	Grizzlies	89 Boston			1/10/00	W	Boston	103 Grizzlies
		1/4/08	L	Boston	100 Grizzlies	1998-99	0-1	2/17/99 (3ot)	L	Grizzlies	129 Boston
2006-07	1-1	1/5/07	L	Grizzlies	119 Boston	1997-98	0-2	2/18/98	L	Grizzlies	105 Boston
		12/6/06	W	Boston	96 Grizzlies			1/15/98	L	Boston	97 Grizzlies
2005-06	1-1	3/14/06	W	Grizzlies	93 Boston	1996-97	2-0	2/14/97	W	Grizzlies	109 Boston
		11/9/05	L	Boston	99 Grizzlies			2/2/97	W	Boston	92 Grizzlies
2004-05	1-1	2/16/05	L	Boston	90 Grizzlies	1995-96	1-1	1/31/96	L	Boston	131 Grizzlies
		1/29/04	W	Grizzlies	117 Boston			12/30/95	W	Grizzlies	103 Boston
2003-04	1-1	12/1/03	W	Boston	89 Grizzlies						
		10/31/03	L	Grizzlies	91 Boston						

## 2011-12 SEASON SERIES STATISTICS

### MEMPHIS VS. BOSTON

PLAYER	G-GS	MIN	FG-FGA	PCT	3FG-FGA	PCT	FT-FTA	PCT	OFF	DEF	TOT	AST	PF-DQ	STL	TO	BLK	PTS	AVG	HI
Gay	1-1	39	8-16	.500	1-3	.333	4-4	1.000	3	4	7	3	3-0	1	1	1	21	21.0	21
Mayo	1-0	28	6-12	.500	2-4	.500	1-1	1.000	0	2	2	1	2-0	2	0	0	15	15.0	15
Cunningham	1-0	25	4-8	.500	0-1	.000	2-2	1.000	2	3	5	0	2-0	0	0	0	10	10.0	10
Young	1-1	24	4-9	.444	0-2	.000	2-2	1.000	2	2	4	1	1-0	0	0	0	10	10.0	10
Haddadi	1-0	11	3-4	.750	0-0	---	3-3	1.000	2	3	5	0	1-0	0	0	1	9	9.0	9
Gasol	1-1	34	3-14	.214	0-0	---	1-4	.250	3	3	6	1	4-0	0	7	1	7	7.0	7
Conley	1-1	34	2-8	.250	0-3	.000	0-0	---	0	3	3	4	0-0	1	3	0	4	4.0	4
Speights	1-1	18	2-10	.200	0-0	---	0-0	---	2	2	4	2	2-0	0	1	2	4	4.0	4
Pargo	1-0	5	0-4	.000	0-0	---	0-0	---	1	1	2	1	0-0	0	0	0	0	0.0	0
Pondexter	1-0	15	0-0	---	0-0	---	0-0	---	0	0	0	0	2-0	1	0	0	0	0.0	0
Selby	1-0	6	0-2	.000	0-1	.000	0-0	---	0	0	0	0	0-0	0	1	0	0	0.0	0
GRIZZLIES	1	240	32-87	.368	3-14	.214	13-16	.813	15	23	38	13	17-0	5	13	5	80	80.0	80

### BOSTON VS. MEMPHIS

PLAYER	G-GS	MIN	FG-FGA	PCT	3FG-FGA	PCT	FT-FTA	PCT	OFF	DEF	TOT	AST	PF-DQ	STL	TO	BLK	PTS	AVG	HI
Garnett	1-1	33	9-12	.750	1-1	1.000	5-6	.833	0	9	9	2	1-0	1	2	0	24	24.0	24
Pierce	1-1	31	5-12	.417	1-4	.250	10-10	1.000	1	5	6	6	4-0	1	2	0	21	21.0	21
Allen	1-1	29	4-14	.286	3-9	.333	1-1	1.000	0	4	4	1	1-0	0	2	0	12	12.0	12
Wilcox	1-0	12	5-5	1.000	0-0	---	2-2	1.000	2	3	5	0	2-0	1	0	0	12	12.0	12
Johnson	1-0	22	5-8	.625	0-0	---	0-0	---	1	3	4	1	1-0	1	1	2	10	10.0	10
Pietrus	1-0	20	2-5	.400	2-5	.400	0-0	---	0	2	2	1	2-0	1	2	0	6	6.0	6
Rondo	1-1	35	2-6	.333	0-1	.000	1-2	.500	0	5	5	14	0-2	2	5	0	5	5.0	5
O'Neal	1-1	26	2-5	.400	0-0	---	0-0	---	3	4	7	0	1-0	0	1	2	4	4.0	4
Bradley	1-0	17	1-3	.333	0-0	---	0-0	---	0	1	1	2	1-0	1	2	0	2	2.0	2
Moore	1-0	4	1-2	.500	0-0	---	0-0	---	0	0	0	0	0-0	0	1	0	2	2.0	2
Pavlovic	1-0	9	0-1	.000	0-0	---	0-0	---	0	0	0	0	1-0	0	0	0	0	0.0	0
Stiemsma	1-0	4	0-0	---	0-0	---	0-0	---	0	2	2	1	1-0	1	0	1	0	0.0	0
CELTICS	1	240	36-73	.493	7-20	.350	19-21	.905	7	38	45	28	15-0	9	20	5	98	98.0	98



# BROOKLYN



## BROOKLYN

Barclays Center – 18,200 (2012)

620 Atlantic Ave.

New York, NY 11217

(718) 933-3000

www.brooklynnets.com

### SCHEDULE

**12-13**

Friday, January 25, 2013 at Memphis  
Sunday, February 24, 2013 at Brooklyn

OPPONENTS

### DIRECTORY

**Principal Owner:** Mikhail Prokhorov  
**Chairman of the Board of Directors:** Christophe Charlier  
**CEO of the Brooklyn Nets;**  
**CEO of Barclays Center:** Brett D. Yormark  
**General Manager:** Billy King  
**Assistant General Manager:** Bobby Marks  
**Head Coach:** Avery Johnson  
**Assistant Coaches:** P.J. Carlesimo  
Mario Elie  
Popeye Jones  
Doug Overton  
  
**Player Development/**  
**Video Coordinator:** Patrick Spurgin  
**Head Athletic Trainer:** Tim Walsh  
**Public Relations Staff:** Gary Sussman  
Aaron Harris  
Barry Baum  
Mandy Gutmann  
Calder Hynes

### GENERAL INFORMATION

**Radio – WFAN (660 AM):** Chris Carrino (play-by-play)  
Tim Capstraw (analyst)  
**Television – YES Network:** Ian Eagle (play-by-play)  
Mike Fratello (analyst)  
Ryan Ruocco  
Jim Spanarkel  
**Spanish Radio – WADO (1280 AM):** TBD  
**Team Colors:** Black and White

### BACKGROUND

Founded (ABA/NBA): 1967-68/1976-77 (New Jersey Americans)

NBA Seasons: 36

All-Time NBA Regular Season Record: 1,208-1,696 (.416)

2011-12 Record: 22-44 (5th in Atlantic Division)

2011 Playoffs: Did Not Qualify

### GRIZZLIES PLAYERS CAREER STATS VS. BROOKLYN

PLAYER	G-GS	MIN	FG-FGA	PCT	3FG-FGA	PCT	FT-FTA	PCT	OFF	DEF	TOT	AST	PF-DQ	STL	TO	BLK	PTS	AVG	HI
Allen	21-6	437	51-115	.443	3-10	.300	40-64	.625	13	50	63	31	47-0	26	30	7	145	6.9	21
Arthur	6-2	85	13-25	.520	0-0	---	3-4	.750	9	5	14	1	6-0	1	2	1	29	4.8	10
Bayless	10-3	228	32-64	.500	2-11	.182	31-34	.912	3	22	25	34	21-0	3	12	0	97	9.7	23
Conley	8-7	247	35-80	.438	8-20	.400	11-16	.688	4	15	19	38	21-0	12	13	0	89	11.1	21
Ellington	5-1	75	10-22	.455	1-4	.250	0-0	---	6	11	17	3	1-0	1	0	0	21	4.2	8
Gasol	7-7	255	38-78	.487	0-1	.000	27-36	.750	19	39	58	19	24-0	7	9	7	103	14.7	19
Gay	11-10	413	70-166	.422	7-24	.292	41-49	.837	20	54	74	25	26-1	15	19	11	188	17.1	29
Haddadi	4-0	27	2-5	.400	0-0	---	1-2	.500	3	8	11	1	11-0	0	2	3	5	1.3	3
Pondexter	2-0	17	0-1	.000	0-1	.000	0-0	---	0	2	2	1	2-0	0	2	0	0	0.0	0
Randolph	18-15	594	114-257	.444	0-14	.000	81-100	.810	46	121	167	42	49-0	22	31	4	309	17.2	26
Speights	12-2	196	37-76	.487	0-1	.000	13-22	.591	18	33	51	4	25-0	1	6	9	87	7.3	20





## GRIZZLIES VS NETS SERIES RECORDS

Record	W-L	Current Streak
Overall	14-17	Grizzlies, one win
Home	8-7	Brooklyn, one win
Road	6-10	Grizzlies, one win

Last home win:	3/8/10 (107-101)
Last home loss:	12/21/10 (94-101)
Last road win:	2/15/12 (105-100)
Last road loss:	1/26/11 (88-93)
Largest margin of victory:	47, 12/13/03 (110-63)
Largest margin of defeat:	18, 1/2/02 (74-92)

## ALL-TIME SERIES

Season	W-L	Date	Results	Home	Visitor	Season	W-L	Date	Results	Home	Visitor
2011-12	1-0	2/15/12	W	New Jersey 100	Grizzlies 105	2002-03	1-1	3/22/03	L	New Jersey 107	Grizzlies 99
2010-11	0-2	1/26/11	L	New Jersey 93	Grizzlies 88			2/12/03	W	Grizzlies 97	New Jersey 90
		12/21/10	L	Grizzlies 94	New Jersey 101	2001-02	0-2	3/17/02	L	Grizzlies 76	New Jersey 87
2009-10	2-0	3/8/10	W	Grizzlies 107	New Jersey 101			1/2/02	L	New Jersey 92	Grizzlies 74
		2/21/10	W	New Jersey 94	Grizzlies 104	2000-01	1-1	3/20/01	L	New Jersey 104	Grizzlies 90
2008-09	0-2	1/24/09	L	Grizzlies 88	New Jersey 99			1/29/01	W	Grizzlies 97	New Jersey 86
		1/7/09	L	New Jersey 100	Grizzlies 89	1999-00	2-0	1/27/00	W	Grizzlies 108	New Jersey 106
2007-08	2-0	3/5/08	W	Grizzlies 100	New Jersey 93			1/7/00	W	New Jersey 91	Grizzlies 101
		11/27/07	W	New Jersey 103	Grizzlies 110	1998-99	---	No games			
2006-07	0-2	3/12/07	L	Grizzlies 102	New Jersey 113	1997-98	0-2	2/24/98	L	New Jersey 110	Grizzlies 101
		11/11/06	L	New Jersey 105	Grizzlies 92			1/31/98	L	Grizzlies 106	New Jersey 116
2005-06	1-1	3/29/06	L	New Jersey 86	Grizzlies 74	1996-97	0-2	3/6/97	L	Grizzlies 96	New Jersey 102
		1/13/06	W	Grizzlies 81	New Jersey 69			2/4/97	L	New Jersey 111	Grizzlies 105
2004-05	2-0	3/24/05	W	New Jersey 96	Grizzlies 105	1995-96	0-2	3/19/96	L	New Jersey 82	Grizzlies 77
		12/17/04	W	Grizzlies 89	New Jersey 84			2/2/96	L	Grizzlies 84	New Jersey 93
2003-04	2-0	12/13/03	W	Grizzlies 110	New Jersey 63						
		12/3/03	W	New Jersey 93	Grizzlies 96						

## 2011-12 SEASON SERIES STATISTICS

### MEMPHIS VS. BROOKLYN

PLAYER	G-GS	MIN	FG-FGA	PCT	3FG-FGA	PCT	FT-FTA	PCT	OFF	DEF	TOT	AST	PF-DQ	STL	TO	BLK	PTS	AVG	HI
Gay	1-1	40	8-15	.533	3-3	1.000	6-6	1.000	3	3	6	2	1-0	1	1	0	25	25.0	25
Allen	1-1	39	8-15	.533	1-2	.500	4-5	.800	1	3	4	3	4-0	5	5	1	21	21.0	21
Speights	1-1	38	10-13	.769	0-0	---	0-1	.000	6	12	18	1	4-0	0	0	2	20	20.0	20
Conley	1-1	38	5-11	.455	1-3	.333	5-5	1.000	0	0	0	10	3-0	4	0	0	16	16.0	16
Gasol	1-1	38	6-15	.400	0-1	.000	0-0	---	4	3	7	3	2-0	0	1	0	12	12.0	12
Mayo	1-0	19	2-12	.167	1-6	.167	1-2	.500	2	0	2	3	2-0	2	1	0	6	6.0	6
Cunningham	1-0	20	2-5	.400	0-0	---	1-1	1.000	3	1	4	0	0-0	0	0	1	5	5.0	5
Pargo	1-0	5	0-2	.000	0-0	---	0-0	---	0	0	0	0	1-0	0	3	0	0	0.0	0
Pondexter	1-0	4	0-0	---	0-0	---	0-0	---	0	0	0	1	1-0	0	0	0	0	0.0	0
GRIZZLIES	1	240	41-88	.466	6-15	.400	17-20	.850	19	22	41	23	18-0	12	11	4	105	105.0	105

### BROOKLYN VS. MEMPHIS

PLAYER	G-GS	MIN	FG-FGA	PCT	3FG-FGA	PCT	FT-FTA	PCT	OFF	DEF	TOT	AST	PF-DQ	STL	TO	BLK	PTS	AVG	HI
D. Williams	1-1	37	9-18	.500	4-10	.400	4-4	1.000	0	1	1	11	2-0	2	4	1	26	26.0	26
Morrow	1-0	29	7-12	.583	3-8	.375	0-0	---	0	3	3	3	2-0	0	3	0	17	17.0	17
Brooks	1-1	30	5-9	.556	2-3	.667	0-0	---	2	1	3	3	2-0	2	6	1	12	12.0	12
Gaines	1-0	16	4-6	.667	2-2	1.000	1-1	1.000	0	1	1	7	0-0	1	1	1	11	11.0	11
Humphries	1-1	36	3-4	.750	0-0	---	4-4	1.000	1	6	7	2	5-0	0	2	0	10	10.0	10
Petro	1-0	23	4-6	.667	0-0	---	2-2	1.000	0	4	4	0	1-0	1	1	1	10	10.0	10
She. Williams	1-1	36	4-9	.444	0-0	---	2-2	1.000	7	5	12	0	2-0	0	1	3	10	10.0	10
Emmett	1-0	15	1-3	.333	0-1	.000	2-2	1.000	0	1	1	0	0-0	0	0	1	4	4.0	4
Stevenson	1-1	18	0-5	.000	0-3	.000	0-0	---	0	3	3	2	2-0	1	1	0	0	0.0	0
NETS	1	240	37-72	.514	11-27	.407	15-15	1.000	10	25	35	28	16-0	7	20	8	100	100.0	100



# CHARLOTTE



Time Warner Cable Arena – 19,077 (2005)  
333 E. Trade St.  
Charlotte, NC 28202  
(704) 688-8600  
www.bobcats.com

## SCHEDULE

**Saturday, November 17, 2012 at Charlotte**  
**Tuesday, April 9, 2013 at Memphis**

# 12-13

OPPONENTS

## GRIZZLIES PLAYERS CAREER STATS VS. CHARLOTTE

PLAYER	G-GS	MIN	FG-FGA	PCT	3FG-FGA	PCT	FT-FTA	PCT	OFF	DEF	TOT	AST	PF-DQ	STL	TO	BLK	PTS	AVG	HI
Allen	14-7	276	33-78	.423	1-4	.250	34-47	.723	5	23	28	14	31-0	19	24	6	101	7.2	13
Arthur	5-2	87	12-19	.632	0-0	---	3-8	.375	7	10	17	3	10-0	5	3	3	27	5.4	10
Bayless	8-3	198	34-69	.493	10-17	.588	30-36	.833	3	18	21	33	22-1	8	19	1	108	13.5	29
Conley	8-7	257	29-71	.408	7-17	.412	15-18	.833	0	18	18	40	12-0	13	15	1	80	10.0	20
Ellington	4-0	58	7-25	.280	5-13	.385	0-0	---	2	5	7	2	6-0	1	3	0	19	4.8	13
Gasol	7-6	203	21-54	.389	0-0	---	13-19	.684	13	31	44	12	23-1	7	12	10	55	7.9	11
Gay	11-10	369	62-139	.446	7-29	.241	35-45	.778	12	49	61	20	24-0	12	31	13	166	15.1	26
Haddadi	3-0	15	1-2	.500	0-0	---	0-0	---	0	2	2	1	6-0	0	1	3	2	0.7	2
Pondexter	3-0	45	6-9	.667	2-3	.667	2-2	1.000	3	5	8	3	3-0	1	0	0	16	5.3	8
Randolph	15-13	486	118-242	.488	4-18	.222	66-89	.742	40	106	146	40	41-0	11	33	3	306	20.4	40
Selby	1-0	10	1-4	.250	0-0	---	0-0	---	0	1	1	0	1-0	0	2	0	2	2.0	2
Speights	9-1	145	21-54	.389	0-1	.000	13-17	.765	11	23	34	2	20-0	1	8	4	55	6.1	13

## DIRECTORY

**Chairman:** Michael Jordan  
**Vice Chairman:** Curtis Polk  
**President and Chief Operating Officer:** Fred Whitfield  
**President of Basketball Operations:** Rod Higgins  
**General Manager:** Rich Cho  
**Head Coach:** Mike Dunlap  
**Assistant Coaches:** Rick Brunson  
Dan Leibovitz  
Stephen Silas  
Brian Winters  
**Head Athletic Trainer:** Steve Stricker  
**Basketball Communications Staff:** B.J. Evans  
Josh Rosen  
Jerome Hubbard

## GENERAL INFORMATION

**Radio – WFNZ 610 AM:** Scott Lauer (play-by-play)  
**Television – FSN Carolinas/SportSouth:** Steve Martin (play-by-play)  
Dell Curry (analyst)  
Stephanie Ready (sideline reporter)  
**Team Colors:** Navy, Light Blue, Cool Gray, Orange

## BACKGROUND

Founded: 2004-05  
NBA Seasons: 8  
All-Time NBA Regular Season Record: 229-411 (.358)  
2011-12 Record: 7-59 (5th in Southeast Division)  
2012 Playoffs: Did Not Qualify



## GRIZZLIES VS BOBCATS SERIES RECORDS

Record	W-L	Current Streak
Overall	9-6	Grizzlies, one win
Home	5-2	Grizzlies, one win
Road	4-4	Grizzlies, one win

Last home win:	12/15/10 (113-80)
Last home loss:	2/26/10 (89-93)
Last road win:	4/20/12 (85-80)
Last road loss:	1/10/11 (82-96)
Largest margin of victory:	33, 12/15/10 (113-80)
Largest margin of defeat:	29, 12/19/08 (83-112)

## ALL-TIME SERIES

Season	W-L	Date	Results	Home	Visitor	Season	W-L	Date	Results	Home	Visitor
2011-12	1-0	4/20/12	W	Charlotte	80 Grizzlies 85	2006-07	2-0	3/10/07	W	Charlotte	107 Grizzlies 115
2010-11	1-1	1/10/11	L	Charlotte	96 Grizzlies 82			11/3/06	W	Grizzlies	96 Charlotte 83
		12/15/10	W	Grizzlies	113 Charlotte 80	2005-06	2-0	4/12/06	W	Charlotte	88 Grizzlies 96
2009-10	0-2	2/26/10	L	Grizzlies	89 Charlotte 93			3/26/06	W	Grizzlies	102 Charlotte 95
		1/9/10	L	Charlotte	89 Grizzlies 87	2004-05	2-0	4/10/05	W	Grizzlies	102 Charlotte 95
2008-09	0-2	1/21/09	L	Charlotte	101 Grizzlies 86			1/14/05	W	Charlotte	89 Grizzlies 109
		12/19/08	L	Grizzlies	83 Charlotte 112						
2007-08	1-1	3/17/08	W	Grizzlies	98 Charlotte 80						
		1/19/08	L	Charlotte	105 Grizzlies 87						

## 2011-12 SEASON SERIES STATISTICS

### MEMPHIS VS. CHARLOTTE

PLAYER	G-GS	MIN	FG-FGA	PCT	3FG-FGA	PCT	FT-FTA	PCT	OFF	DEF	TOT	AST	PF-DQ	STL	TO	BLK	PTS	AVG	HI
Conley	1-1	37	7-10	.700	1-1	1.000	5-6	.833	0	2	2	7	2-0	3	2	0	20	20.0	20
Randolph	1-0	21	6-10	.600	0-0	---	2-2	1.000	1	5	6	4	2-0	0	2	0	14	14.0	14
Cunningham	1-0	21	4-6	.667	0-0	---	1-3	.333	1	2	3	0	0-0	3	1	1	9	9.0	9
Gay	1-1	31	4-14	.286	0-3	.000	1-2	.500	3	3	6	1	3-0	3	2	1	9	9.0	9
Mayo	1-0	31	4-10	.400	1-3	.333	0-0	---	1	4	5	2	2-0	1	2	0	9	9.0	9
Gasol	1-1	22	3-5	.600	0-0	---	2-2	1.000	1	3	4	1	2-0	1	0	1	8	8.0	8
Pondexter	1-0	23	3-5	.600	0-1	.000	2-2	1.000	3	2	5	1	1-0	0	0	0	8	8.0	8
Speights	1-1	24	2-8	.250	0-0	---	2-4	.500	1	4	5	0	3-0	0	3	0	6	6.0	6
Selby	1-0	10	1-4	.250	0-0	---	0-0	---	0	1	1	0	1-0	0	2	0	2	2.0	2
Allen	1-1	14	0-3	.000	0-0	---	0-0	---	1	3	4	0	3-0	1	4	0	0	0.0	0
Arenas	1-0	1	0-0	---	0-0	---	0-0	---	0	0	0	0	0-0	0	0	0	0	0.0	0
Haddadi	1-0	6	0-0	---	0-0	---	0-0	---	0	0	0	0	2-0	0	1	2	0	0.0	0
GRIZZLIES	1	240	34-75	.453	2-8	.250	15-21	.714	12	29	41	16	21-0	12	19	5	85	85.0	85

### CHARLOTTE VS. MEMPHIS

PLAYER	G-GS	MIN	FG-FGA	PCT	3FG-FGA	PCT	FT-FTA	PCT	OFF	DEF	TOT	AST	PF-DQ	STL	TO	BLK	PTS	AVG	HI
Henderson	1-1	40	12-24	.500	2-3	.667	6-6	1.000	1	2	3	4	1-0	2	2	0	32	32.0	32
Brown	1-1	39	5-15	.333	0-2	.000	1-1	1.000	1	2	3	3	5-0	0	4	0	11	11.0	11
Mullens	1-1	40	4-13	.308	0-0	---	3-4	.750	6	5	11	2	3-0	0	4	0	11	11.0	11
Walker	1-1	36	5-15	.333	1-4	.250	0-0	---	0	6	6	5	1-0	2	7	1	11	11.0	11
Biyombo	1-1	41	3-4	.750	0-0	---	1-4	.250	2	8	10	0	4-0	0	3	2	7	7.0	7
Carroll	1-0	8	1-1	1.000	0-0	---	1-1	1.000	0	1	1	2	1-0	0	0	1	3	3.0	3
White	1-0	15	1-2	.500	0-0	---	1-2	.500	0	1	1	1	0-0	0	0	0	3	3.0	3
Higgins	1-0	12	1-4	.250	0-0	---	0-0	---	1	2	3	1	1-0	0	3	0	2	2.0	2
Moon	1-0	9	0-1	.000	0-0	---	0-0	---	0	0	0	0	1-0	0	2	0	0	0.0	0
BOBCATS	1	240	32-79	.405	3-9	.333	13-18	.722	11	27	38	18	17-0	4	22	4	80	80.0	80



# CHICAGO

## CHICAGO BULLS



United Center – 20,917 (1994)  
1901 W. Madison St.  
Chicago, IL 60612  
(312) 455-4000  
www.bulls.com

### SCHEDULE

Monday, December 17, 2012 at Memphis  
Saturday, January 19, 2013 at Chicago

# 12-13

OPPONENTS

### DIRECTORY

**Chairman:** Jerry Reinsdorf  
**President and Chief Operating Office:** Michael Reinsdorf  
**Executive Vice President, Basketball Operations:** John Paxson  
**Executive Vice President, Business Operations:** Steve Schanwald  
**General Manager:** Gar Forman  
**Head Coach:** Tom Thibodeau  
**Assistant Coaches:** Ron Adams  
Rick Brunson  
Andy Greer  
Adrian Griffin  
Ed Pinckney  
Mike Wilhelm  
**Head Athletic Trainer:** Fred Tedeschi  
**Public and Media Relations Staff:** Tim Hallam  
Sebrina Beyer  
Matt Yob  
Shaun Hickombottom

### GENERAL INFORMATION

**Radio – WMVP (AM 1000):** Chuck Swirsky (play-by-play)  
Bill Wennington (analyst)  
Steve Kashul (host)  
**Television – WGN (Ch. 9), WCIU (Ch. 26)/ Comcast SportsNet Chicago (Cable):** Neil Funk (play-by-play)  
Stacey King (analyst)  
**Spanish Radio – WRTO (1200 AM):** Omar Ramos (play-by-play)  
Matt Moreno (analyst)  
**Team Colors:** Red, Black, White

### BACKGROUND

**Founded:** 1966-67  
**NBA Seasons:** 46  
**All-Time NBA Regular Season Record:** 1,930-1,793 (.518)  
**2011-12 Record:** 50-16 (1st in Central Division)  
**2012 Playoffs:** Eliminated by Philadelphia (4-2) in the first round of the Eastern Conference Playoffs

### GRIZZLIES PLAYERS CAREER STATS VS. CHICAGO

PLAYER	G-GS	MIN	FG-FGA	PCT	3FG-FGA	PCT	FT-FTA	PCT	OFF	DEF	TOT	AST	PF-DQ	STL	TO	BLK	PTS	AVG	HI
Allen	18-5	338	46-98	.469	2-8	.250	32-43	.744	15	25	40	22	36-0	21	28	8	126	7.0	20
Arthur	5-1	69	10-20	.500	0-1	.000	6-8	.750	5	8	13	6	16-0	0	4	3	26	5.2	10
Bayless	9-3	161	32-57	.561	3-11	.273	17-21	.810	3	8	11	25	10-0	4	10	0	84	9.3	26
Conley	9-8	275	37-86	.430	4-15	.267	17-22	.773	6	24	30	58	11-0	18	17	0	95	10.6	20
Ellington	5-1	106	10-33	.303	3-10	.300	6-8	.750	1	1	2	5	4-0	3	2	1	29	5.8	9
Gasol	7-7	224	31-56	.554	0-0	---	17-26	.654	15	37	52	11	23-0	2	10	13	79	11.3	19
Gay	11-10	403	65-162	.401	14-36	.389	32-42	.762	18	42	60	21	29-0	18	33	8	176	16.0	29
Haddadi	3-0	19	2-5	.400	0-0	---	0-0	---	1	7	8	0	6-0	0	4	0	4	1.3	2
Pondexter	3-1	55	6-12	.500	0-1	.000	1-2	.500	3	4	7	1	4-0	0	0	0	13	4.3	7
Randolph	20-17	629	131-290	.452	3-12	.250	83-121	.686	50	117	167	35	53-0	12	52	6	348	17.4	31
Selby	2-0	32	5-14	.357	1-5	.200	0-0	---	1	1	2	4	3-0	2	5	0	11	5.5	6
Speights	12-1	225	37-81	.457	0-1	.000	17-19	.895	17	45	62	4	35-2	7	7	1	91	7.6	17



## GRIZZLIES VS BULLS SERIES RECORDS

Record	W-L	Current Streak
Overall	14-19	Grizzlies, one win
Home	11-5	Grizzlies, one win
Road	3-14	Chicago, two wins

Last home win:	1/16/12 (102-86)
Last home loss:	1/17/11 (84-96)
Last road win:	3/4/10 (105-96)
Last road loss:	1/1/12 (64-104)
Largest margin of victory:	29, 3/12/03 (124-95)
Largest margin of defeat:	45, 1/13/07 (66-111)

## ALL-TIME SERIES

Season	W-L	Date	Results	Home	Visitor	Season	W-L	Date	Results	Home	Visitor		
2011-12	1-1	1/16/12	W	Grizzlies	102 Chicago	86	2002-03	1-1	3/12/03	W	Grizzlies	124 Chicago	95
		1/1/12	L	Chicago	104 Grizzlies	64					11/16/02	L	Chicago
2010-11	0-2	3/25/11	L	Chicago	99 Grizzlies	96	2001-02	1-1	1/26/02	L	Chicago	95 Grizzlies	92
		1/17/11	L	Grizzlies	84 Chicago	96					12/26/01	W	Grizzlies
2009-10	2-0	3/16/10	W	Grizzlies	104 Chicago	97	2000-01	1-1	2/24/01	L	Chicago	90 Grizzlies	75
		3/4/10	W	Chicago	96 Grizzlies	105					2/3/01	W	Grizzlies
2008-09	1-1	12/12/08	W	Grizzlies	103 Chicago	96	1999-00	2-0	2/22/00	W	Chicago	81 Grizzlies	85
		11/1/08	L	Chicago	96 Grizzlies	86					2/4/00	W	Grizzlies
2007-08	1-1	3/4/08	L	Chicago	112 Grizzlies	97	1998-99	0-1	4/4/99	L	Chicago	88 Grizzlies	87
		1/21/08	W	Grizzlies	104 Chicago	90			1997-98	0-2	3/20/98	L	Chicago
2006-07	1-1	3/17/07	W	Grizzlies	104 Chicago	103					1/27/98	L	Grizzlies
		1/13/07	L	Chicago	111 Grizzlies	66	1996-97	0-2	1/28/97	L	Grizzlies	96 Chicago	111
2005-06	1-1	1/7/06	L	Chicago	111 Grizzlies	82					11/5/96	L	Chicago
		12/23/05	W	Grizzlies	95 Chicago	77	1995-96	0-2	1/24/96	L	Chicago	104 Grizzlies	84
2004-05	0-2	3/28/05	L	Chicago	94 Grizzlies	86					11/30/95	L	Grizzlies
		12/15/04	L	Grizzlies	88 Chicago	96							
2003-04	2-0	2/21/04	W	Chicago	98 Grizzlies	105							
		1/15/04	W	Grizzlies	108 Chicago	93							

## 2011-12 SEASON SERIES STATISTICS

### MEMPHIS VS. CHICAGO

PLAYER	G-GS	MIN	FG-FGA	PCT	3FG-FGA	PCT	FT-FTA	PCT	OFF	DEF	TOT	AST	PF-DQ	STL	TO	BLK	PTS	AVG	HI
Conley	1-1	36	9-13	.692	1-2	.500	1-1	1.000	2	5	7	8	3-0	4	5	0	20	20.0	20
Speights	1-1	34	7-16	.438	0-0	---	2-2	1.000	4	8	12	2	3-0	0	2	1	16	16.0	16
Gay	2-2	65	13-30	.433	1-2	.500	2-4	.500	1	7	8	6	2-0	3	7	1	29	14.5	24
Gasol	2-2	70	11-19	.579	0-0	---	5-8	.625	6	14	20	3	5-0	2	4	4	27	13.5	19
Pondexter	2-0	30	5-8	.625	0-0	---	1-2	.500	3	1	4	0	3-0	0	0	11	5.5	7	
Selby	2-0	32	5-14	.357	1-5	.200	0-0	---	1	1	2	4	3-0	2	5	0	11	5.5	6
Davis	2-0	37	3-10	.300	1-5	.200	3-4	.750	3	4	7	2	5-0	0	1	0	10	5.0	10
Mayo	2-0	48	4-16	.250	0-3	.000	2-2	1.000	0	3	3	7	4-0	3	5	0	10	5.0	6
Young	2-0	21	5-10	.500	0-0	---	0-0	---	1	3	4	0	0-0	1	1	0	10	5.0	10
Allen	2-2	34	4-11	.364	0-0	---	0-0	---	2	3	5	2	4-0	2	2	0	8	4.0	6
Cunningham	2-0	35	4-6	.667	0-0	---	0-0	---	3	6	9	1	2-0	2	1	1	8	4.0	4
Pargo	1-1	27	2-13	.154	0-2	.000	0-0	---	2	0	2	1	2-0	0	2	0	4	4.0	4
Randolph	1-1	11	1-5	.200	0-0	---	0-0	---	1	2	3	0	1-0	1	0	1	2	2.0	2
GRIZZLIES	2	480	73-171	.427	4-19	.211	16-23	.696	29	57	86	36	37-0	20	38	8	166	83.0	102

### CHICAGO VS. MEMPHIS

PLAYER	G-GS	MIN	FG-FGA	PCT	3FG-FGA	PCT	FT-FTA	PCT	OFF	DEF	TOT	AST	PF-DQ	STL	TO	BLK	PTS	AVG	HI
Rose	1-1	26	4-10	.400	0-1	.000	8-8	1.000	0	3	3	6	1-0	2	2	2	16	16.0	16
Deng	2-2	71	12-30	.400	1-5	.200	6-9	.667	6	7	13	6	1-0	3	6	2	31	15.5	20
Boozler	2-2	51	12-22	.545	0-0	---	6-9	.667	4	14	18	2	2-0	3	0	1	30	15.0	17
Brewer	2-2	72	9-19	.474	1-2	.500	4-4	1.000	2	6	8	6	5-0	5	5	0	23	11.5	17
Gibson	2-0	46	9-16	.563	0-0	---	5-6	.833	3	5	8	0	3-0	2	2	4	23	11.5	16
Watson	2-0	41	7-14	.500	0-2	.000	7-9	.778	1	0	1	7	4-0	2	7	0	21	10.5	17
Lucas	2-1	30	6-16	.375	3-7	.429	1-3	.333	1	1	2	4	1-0	1	5	0	16	8.0	8
Asik	2-0	42	5-10	.500	0-0	---	0-0	---	5	9	14	1	4-0	2	0	5	10	5.0	8
Noah	2-2	45	4-10	.400	0-0	---	2-4	.500	5	7	12	3	2-0	0	4	3	10	5.0	8
Korver	2-0	40	2-10	.200	1-7	.143	1-2	.500	2	5	7	0	4-0	1	1	0	6	3.0	6
Butler	2-0	9	2-3	.667	0-0	---	0-0	---	1	1	2	0	0-0	1	0	0	4	2.0	2
Scalabrino	2-0	9	0-2	.000	0-1	.000	0-0	---	0	1	1	1	2-0	1	1	2	0	0.0	0
BULLS	2	480	72-162	.444	6-25	.240	40-54	.741	30	59	89	36	29-0	23	34	19	190	95.0	104





# CLEVELAND



Quicken Loans Arena – 20,562 (1994)  
One Center Court  
Cleveland, OH 44115  
(216) 420-2000  
www.cavs.com

## SCHEDULE

Monday, November 26, 2012 at Memphis  
Friday, March 8, 2013 at Cleveland

# 12-13

OPPONENTS

## DIRECTORY

**Majority Owner/Chairman:** Dan Gilbert  
**Vice Chairmen:** Jeff Cohen  
Nate Forbes  
**General Manager:** Chris Grant  
**Vice President of Basketball Operations:** David Griffin  
**Head Coach:** Byron Scott  
**Assistant Coaches:** Paul Pressey  
Jamahl Mosley  
Joe Prunty  
Nate Tibbetts  
**Assistant Coach/Strength and Conditioning Coordinator:** Stan Kellers  
**Head Athletic Trainer:** Max Benton  
**Communications Staff:** Tad Carper  
Jeff Schaefer  
Amanda Petrak  
Phyllis Salem

## GENERAL INFORMATION

**Radio – WTAM (1100 AM):** John Michael  
Jim Chones  
Mike Snyder  
**Television – Fox Sports Ohio:** Fred McLeod (play-by-play)  
Austin Carr (analyst)  
Allie Clifton (sideline reporter)  
**Team Colors:** Wine, Gold, White, Navy

## BACKGROUND

Founded: 1970-71  
NBA Seasons: 42  
All-Time NBA Regular Season Record: 1,561-1,835 (.460)  
2011-12 Record: 21-45 (5th in Central Division)  
2012 Playoffs: Did Not Qualify

## GRIZZLIES PLAYERS CAREER STATS VS. CLEVELAND

PLAYER	G-GS	MIN	FG-FGA	PCT	3FG-FGA	PCT	FT-FTA	PCT	OFF	DEF	TOT	AST	PF-DQ	STL	TO	BLK	PTS	AVG	HI
Allen	18-4	320	51-99	.515	3-10	.300	25-39	.641	17	42	59	21	40-1	22	32	3	130	7.2	23
Arthur	4-1	64	10-17	.588	0-0	---	4-4	1.000	2	13	15	0	11-0	2	3	4	24	6.0	12
Bayless	8-1	145	26-56	.464	9-19	.474	21-23	.913	0	10	10	18	15-1	1	6	1	82	10.3	28
Conley	9-8	263	34-75	.453	12-27	.444	24-35	.686	1	16	17	39	17-0	12	13	0	104	11.6	21
Ellington	5-0	91	7-23	.304	4-13	.308	4-6	.667	1	9	10	5	5-0	5	4	1	22	4.4	16
Gasol	7-7	216	25-62	.403	0-0	---	13-21	.619	13	29	42	16	22-0	5	16	9	63	9.0	17
Gay	11-11	412	74-175	.423	9-32	.281	33-48	.688	17	44	61	28	31-1	22	22	13	190	17.3	30
Haddadi	4-0	29	1-5	.200	0-1	.000	0-0	---	4	7	11	3	8-0	0	1	2	2	0.5	2
Pondexter	3-1	34	1-7	.143	0-3	.000	2-2	1.000	1	4	5	1	5-0	0	1	1	4	1.3	4
Randolph	18-14	576	117-266	.440	3-10	.300	71-96	.740	48	110	158	29	48-0	21	62	6	308	17.1	32
Selby	1-0	12	1-2	.500	0-0	---	0-0	---	0	0	0	1	2-0	0	0	0	2	2.0	2
Speights	8-1	122	21-45	.467	0-0	---	16-21	.762	16	19	35	4	16-0	4	9	3	58	7.3	17



## GRIZZLIES VS CAVALIERS SERIES RECORDS

Record	W-L	Current Streak
Overall	10-21	Grizzlies, two wins
Home	8-8	Grizzlies, three wins
Road	2-13	Cleveland, seven wins

Last home win:	4/23/12 (109-101)
Last home loss:	1/13/09 (87-102)
Last road win:	11/29/03 (122-115)
Last road loss:	11/27/10 (86-92)
Largest margin of victory:	27, 3/19/03 (128-101)
Largest margin of defeat:	22, 3/14/07 (96-118)

## ALL-TIME SERIES

Season	W-L	Date	Results	Home	Visitor
2011-12	1-0	4/23/12	W	Grizzlies 109	Cleveland 101
2010-11	1-1	2/4/11	W	Grizzlies 112	Cleveland 105
		11/27/10	L	Cleveland 92	Grizzlies 86
		2/2/10	L	Cleveland 105	Grizzlies 89
2009-10	1-1	12/8/09 (ot)	W	Grizzlies 111	Cleveland 109
		2/24/09	L	Cleveland 94	Grizzlies 79
		1/13/09	L	Grizzlies 87	Cleveland 102
2008-09	0-2	2/24/08	L	Cleveland 109	Grizzlies 89
		1/15/08 (ot)	L	Grizzlies 124	Cleveland 132
		3/14/07	L	Grizzlies 96	Cleveland 118
2006-07	0-2	11/21/06	L	Cleveland 97	Grizzlies 94
		11/11/05	L	Cleveland 89	Grizzlies 70
		11/5/05	W	Grizzlies 113	Cleveland 106
2004-05	0-2	1/26/05	L	Cleveland 114	Grizzlies 111
		12/13/04	L	Grizzlies 86	Cleveland 92
		4/7/04	W	Grizzlies 92	Cleveland 74
2003-04	2-0	11/29/03 (2ot)	W	Cleveland 115	Grizzlies 122

Season	W-L	Date	Results	Home	Visitor
2002-03	2-0	3/19/03	W	Grizzlies 128	Cleveland 101
		3/8/03	W	Cleveland 89	Grizzlies 115
2001-02	1-1	11/21/01	L	Cleveland 101	Grizzlies 94
		11/17/01	W	Grizzlies 98	Cleveland 93
2000-01	1-1	3/22/01	L	Cleveland 109	Grizzlies 95
		1/13/01	W	Grizzlies 119	Cleveland 107
		2/21/00	L	Cleveland 109	Grizzlies 108
1999-00	0-2	1/14/00	L	Grizzlies 80	Cleveland 82
		No games			
1998-99	---	2/25/98	L	Cleveland 106	Grizzlies 101
1997-98	0-2	12/5/97	L	Grizzlies 98	Cleveland 107
		2/23/97	L	Grizzlies 84	Cleveland 91
1996-97	0-2	11/8/96	L	Cleveland 88	Grizzlies 72
		3/24/96	L	Cleveland 90	Grizzlies 85
1995-96	0-2	1/18/96	L	Grizzlies 90	Cleveland 98

## 2011-12 SEASON SERIES STATISTICS

## MEMPHIS VS. CLEVELAND

PLAYER	G-GS	MIN	FG-FGA	PCT	3FG-FGA	PCT	FT-FTA	PCT	OFF	DEF	TOT	AST	PF-DQ	STL	TO	BLK	PTS	AVG	HI
Gasol	1-1	24	5-13	.385	0-0	---	7-8	.875	2	2	4	2	0-0	1	1	3	17	17.0	17
Speights	1-1	31	6-9	.667	0-0	---	5-8	.625	4	6	10	0	2-0	1	2	1	17	17.0	17
Gay	1-1	34	4-10	.400	0-2	.000	7-8	.875	2	4	6	4	2-0	0	2	2	15	15.0	15
Mayo	1-0	26	6-14	.429	2-5	.400	0-0	---	0	2	2	5	1-0	1	1	0	14	14.0	14
Allen	1-1	31	6-9	.667	0-0	---	1-2	.500	4	4	8	1	2-0	8	1	1	13	13.0	13
Conley	1-1	24	4-8	.500	2-3	.667	2-2	1.000	0	3	3	3	5-0	1	1	0	12	12.0	12
Hudson	1-0	12	3-6	.500	1-3	.333	2-3	.667	0	0	0	1	0-0	0	0	0	9	9.0	9
Cunningham	1-0	22	2-4	.500	0-0	---	3-3	1.000	3	1	4	0	1-0	2	1	1	7	7.0	7
Randolph	1-0	19	1-5	.200	0-0	---	1-2	.500	2	3	5	1	3-0	0	3	0	3	3.0	3
Selby	1-0	12	1-2	.500	0-0	---	0-0	---	0	0	0	1	2-0	0	0	0	2	2.0	2
Pondexter	1-0	6	0-1	.000	0-0	---	0-0	---	0	0	0	0	1-0	0	1	0	0	0.0	0
GRIZZLIES	1	240	38-81	.469	5-13	.385	28-36	.778	17	25	42	18	19-0	14	13	8	109	109.0	109

## CLEVELAND VS. MEMPHIS

PLAYER	G-GS	MIN	FG-FGA	PCT	3FG-FGA	PCT	FT-FTA	PCT	OFF	DEF	TOT	AST	PF-DQ	STL	TO	BLK	PTS	AVG	HI
Irving	1-1	29	10-16	.625	2-6	.333	3-5	.600	0	2	2	4	2-0	3	3	0	25	25.0	25
Jamison	1-1	33	6-14	.429	3-6	.500	2-2	1.000	4	5	9	3	2-0	0	0	0	17	17.0	17
T. Thompson	1-1	30	3-10	.300	0-0	---	6-10	.600	4	5	9	0	6-1	0	1	4	12	12.0	12
Harris	1-0	25	5-9	.556	1-1	1.000	0-0	---	2	1	3	2	1-0	3	1	0	11	11.0	11
Sloan	1-0	19	3-6	.500	0-1	.000	3-3	1.000	0	0	0	2	0-0	0	2	0	9	9.0	9
Gee	1-1	22	3-7	.429	2-3	.667	0-0	---	1	1	2	2	1-0	0	3	0	8	8.0	8
Samuels	1-0	18	3-4	.750	0-0	---	0-0	---	0	1	1	2	3-0	0	1	0	6	6.0	6
Casspi	1-0	26	2-6	.333	1-2	.500	0-0	---	0	4	4	0	3-0	1	3	1	5	5.0	5
Parker	1-1	23	1-4	.250	1-3	.333	2-2	1.000	1	2	3	3	1-0	1	2	0	5	5.0	5
Walton	1-0	15	1-4	.250	1-2	.500	0-0	---	1	2	3	1	2-0	0	1	0	3	3.0	3
CAVALIERS	1	240	37-80	.463	11-24	.458	16-22	.727	13	23	36	19	21-1	8	17	5	101	101.0	101



# DALLAS



American Airlines Center – 19,200 (2001)  
2500 Victory Ave.  
Dallas, TX 75219  
(214) 665-4660  
www.mavs.com

## SCHEDULE

**Friday, December 21, 2012 at Memphis**  
**Saturday, January 12, 2013 at Dallas**  
**Wednesday, February 27, 2013 at Memphis**  
**Monday, April 15, 2013 at Dallas**

## DIRECTORY

**Owner:** Mark Cuban  
**President & CEO:** Terdema Ussery  
**Head Coach:** Rick Carlisle  
**President of Basketball Operations/  
General Manager:** Donn Nelson  
**Assistant Coaches:** Jim O'Brien  
Tony Brown  
Monte Mathis  
Darrell Armstrong  
**Assistant Coach/Strength Coach:** Robert Hackett  
**Head Athletic Trainer:** Casey Smith  
**Communications Staff:** Sarah Melton  
Scott Tomlin  
Alan Rakowski

## GENERAL INFORMATION

**Radio – ESPN Radio (103.3 FM):** Chuck Cooperstein (play-by-play)  
Brad Davis (analyst)  
**Spanish Radio – KFLC (1270 AM):** Victor Villalba (play-by-play)  
**Television – TXA-21/Fox Sports  
Southwest (Cable):** Mark Followill (play-by-play)  
Derek Harper (analyst)  
Jeff Wade (analyst)  
**Team Colors:** Blue, Black, Silver

## BACKGROUND

Founded: 1980-81  
NBA Seasons: 32  
All-Time NBA Regular Season Record: 1,300-1,276 (.505)  
2011-12 Record: 36-30 (3rd in Southwest Division)  
2012 Playoffs: Eliminated by Oklahoma City (4-0) in the first round  
of the Western Conference Playoffs

OPPONENTS

## GRIZZLIES PLAYERS CAREER STATS VS. DALLAS

PLAYER	G-GS	MIN	FG-FGA	PCT	3FG-FGA	PCT	FT-FTA	PCT	OFF	DEF	TOT	AST	PF-DQ	STL	TO	BLK	PTS	AVG	HI
Allen	10-4	186	23-54	.426	0-4	.000	7-13	.538	8	17	25	18	19-0	6	9	2	53	5.3	12
Arthur	10-5	192	30-62	.484	0-0	---	14-18	.778	10	29	39	4	29-0	3	9	7	74	7.4	17
Bayless	11-2	206	28-71	.394	3-15	.200	10-13	.769	3	21	24	28	17-0	5	18	0	69	6.3	17
Conley	18-14	573	85-199	.427	14-43	.326	33-45	.733	5	39	44	81	32-0	23	23	1	217	12.1	25
Ellington	8-1	165	25-58	.431	7-17	.412	10-12	.833	3	10	13	12	8-0	2	6	2	67	8.4	16
Gasol	14-13	439	57-127	.449	0-0	---	43-58	.741	35	75	110	28	36-0	9	26	15	157	11.2	22
Gay	22-21	782	146-335	.436	16-64	.250	55-76	.724	38	104	142	38	62-0	30	44	15	363	16.5	27
Haddadi	7-0	16	0-3	.000	0-0	---	1-2	.500	1	6	7	1	2-0	0	1	0	1	0.1	1
Pondexter	5-1	88	11-20	.550	1-5	.200	7-11	.636	6	11	17	1	5-0	2	1	0	30	6.0	10
Randolph	31-23	1005	240-450	.533	10-19	.526	106-147	.721	105	191	296	67	84-2	23	68	5	596	19.2	33
Selby	1-0	5	1-2	.500	0-0	---	1-2	.500	0	0	0	1	0-0	0	0	0	3	3.0	3
Speights	7-3	120	17-41	.415	0-0	---	3-4	.750	7	13	20	2	13-0	5	6	4	37	5.3	14

## GRIZZLIES VS MAVERICKS SERIES RECORDS

Record	W-L	Current Streak
Overall	15-51	Grizzlies, one win
Home	9-24	Grizzlies, three wins
Road	6-27	Dallas, one win

Last home win:	4/7/12 (94-89)
Last home loss:	11/10/10 (91-106)
Last road win:	3/6/11 (104-103)
Last road loss:	4/4/12 (85-95)
Largest margin of victory:	27, 11/8/00 (101-74)
Largest margin of defeat:	37, 1/25/01 (83-120)

## ALL-TIME SERIES

Season	W-L	Date	Results	Home	Visitor	Season	W-L	Date	Results	Home	Visitor				
2011-12	2-1	4/7/12	W	Grizzlies	94	Dallas	89	2002-03	0-4	3/1/03	L	Dallas	114	Grizzlies	87
		4/4/12	L	Dallas	95	Grizzlies	85			2/14/03	L	Grizzlies	103	Dallas	110
		2/29/12	W	Grizzlies	96	Dallas	85			12/14/02	L	Dallas	104	Grizzlies	87
2010-11	3-1	3/6/11	W	Dallas	103	Grizzlies	104			10/30/02	L	Grizzlies	108	Dallas	119
		1/15/11	W	Grizzlies	89	Dallas	70	2001-02	0-4	3/23/02	L	Dallas	111	Grizzlies	100
		11/10/10	L	Grizzlies	91	Dallas	106			2/26/02	L	Dallas	104	Grizzlies	91
		10/29/10	W	Dallas	90	Grizzlies	91			1/17/02	L	Grizzlies	97	Dallas	108
2009-10	1-3	4/7/10	L	Dallas	110	Grizzlies	84			11/4/01	L	Grizzlies	85	Dallas	94
		3/31/10 (ot)	L	Grizzlies	102	Dallas	106	2000-01	1-3	2/27/01	L	Grizzlies	112	Dallas	116
		12/26/09	L	Dallas	106	Grizzlies	101			1/25/01	L	Dallas	120	Grizzlies	83
		12/4/09	W	Grizzlies	98	Dallas	82			11/18/00	L	Grizzlies	88	Dallas	91
2008-09	2-2	4/3/09	W	Grizzlies	107	Dallas	102			11/8/00	W	Dallas	74	Grizzlies	101
		1/4/09	W	Grizzlies	102	Dallas	82	1999-00	1-3	4/16/00	L	Dallas	114	Grizzlies	106
		12/23/08	L	Dallas	100	Grizzlies	82			4/2/00	L	Grizzlies	86	Dallas	100
		11/21/08	L	Dallas	91	Grizzlies	76			2/6/00 (ot)	L	Grizzlies	99	Dallas	103
2007-08	0-4	2/22/08	L	Grizzlies	83	Dallas	98			12/7/99	W	Dallas	95	Grizzlies	104
		2/8/08	L	Dallas	92	Grizzlies	81	1998-99	1-2	4/27/99	L	Dallas	84	Grizzlies	75
		1/28/08	L	Grizzlies	84	Dallas	103			3/13/99	L	Dallas	91	Grizzlies	74
		11/17/07	L	Dallas	108	Grizzlies	105			2/14/99	W	Grizzlies	96	Dallas	92
2006-07	0-4	2/7/07	L	Dallas	113	Grizzlies	97	1997-98	0-4	3/31/98	L	Grizzlies	101	Dallas	104
		1/31/07	L	Grizzlies	94	Dallas	95			2/2/98	L	Dallas	104	Grizzlies	90
		11/18/06	L	Dallas	89	Grizzlies	84			11/4/97	L	Dallas	92	Grizzlies	87
		11/17/06	L	Grizzlies	103	Dallas	115			10/31/97	L	Grizzlies	88	Dallas	90
2005-06	1-3	2/23/06	L	Dallas	97	Grizzlies	87	1996-97	1-3	4/12/97	W	Dallas	85	Grizzlies	96
		2/1/06	L	Grizzlies	80	Dallas	81			2/17/97	L	Grizzlies	95	Dallas	100
		12/9/05	L	Grizzlies	83	Dallas	90			12/19/96	L	Grizzlies	98	Dallas	105
		11/26/05	W	Dallas	92	Grizzlies	112			12/7/96	L	Dallas	96	Grizzlies	85
2004-05	0-4	4/29/05	L	Grizzlies	88	Dallas	108	1995-96	0-4	3/1/96	L	Grizzlies	111	Dallas	119
		4/11/05	L	Dallas	110	Grizzlies	89			12/28/95 (2ot)	L	Dallas	103	Grizzlies	101
		11/27/04	L	Grizzlies	85	Dallas	98			11/13/95	L	Grizzlies	89	Dallas	94
		11/6/04	L	Dallas	112	Grizzlies	88			1/7/95	L	Dallas	99	Grizzlies	88
2003-04	2-2	4/13/04	L	Dallas	110	Grizzlies	103								
		2/17/04	W	Grizzlies	109	Dallas	92								
		12/27/03	L	Dallas	104	Grizzlies	98								
		11/15/03 (ot)	W	Grizzlies	108	Dallas	101								

## 2011-12 SEASON SERIES STATISTICS

### MEMPHIS VS. DALLAS

PLAYER	G-GS	MIN	FG-FGA	PCT	3FG-FGA	PCT	FT-FTA	PCT	OFF	DEF	TOT	AST	PF-DQ	STL	TO	BLK	PTS	AVG	HI
Gay	3-3	108	21-46	.457	3-11	.273	6-7	.857	2	12	14	8	4-0	5	10	2	51	17.0	25
Conley	3-3	105	16-35	.457	4-9	.444	7-9	.778	1	4	5	20	7-0	8	3	0	43	14.3	20
Gasol	3-3	109	15-39	.385	0-0	---	11-13	.846	6	22	28	15	10-0	1	5	9	41	13.7	22
Arenas	2-0	28	6-12	.500	5-9	.556	5-5	1.000	0	3	3	0	8-0	1	1	1	22	11.0	14
Mayo	3-0	84	10-28	.357	5-14	.357	5-6	.833	1	5	6	9	6-0	5	4	1	30	10.0	17
Randolph	2-0	51	8-21	.381	1-1	1.000	2-4	.500	3	13	16	5	0-0	1	3	0	19	9.5	15
Allen	2-2	54	7-14	.500	0-1	.000	1-1	1.000	1	7	8	4	5-0	3	0	1	15	7.5	9
Pondexter	3-1	64	7-13	.538	0-3	.000	6-9	.667	5	7	12	1	4-0	1	1	0	20	6.7	9
Cunningham	3-0	49	8-13	.615	0-0	---	0-0	---	1	6	7	2	2-0	1	2	0	16	5.3	10
Speights	3-3	58	6-19	.316	0-0	---	3-4	.750	6	10	16	1	4-0	1	5	1	15	5.0	9
Selby	1-0	5	1-2	.500	0-0	---	1-2	.500	0	0	0	1	0-0	0	0	0	3	3.0	3
Haddadi	1-0	4	0-1	.000	0-0	---	0-0	---	1	2	3	0	0-0	0	1	0	0	0.0	0
Pargo	1-0	0	0-0	---	0-0	---	0-0	---	1	7	8	0	0-0	0	0	0	0	0.0	0
GRIZZLIES	3	720	105-243	.432	18-48	.375	47-60	.783	27	92	119	66	50-0	27	39	15	275	91.7	96

### DALLAS VS. MEMPHIS

PLAYER	G-GS	MIN	FG-FGA	PCT	3FG-FGA	PCT	FT-FTA	PCT	OFF	DEF	TOT	AST	PF-DQ	STL	TO	BLK	PTS	AVG	HI
Terry	3-0	104	17-38	.447	6-18	.333	5-7	.714	1	9	10	16	2-0	5	10	2	45	15.0	18
Nowitzki	3-3	83	15-35	.429	3-8	.375	8-11	.727	3	19	22	5	1-0	1	5	1	41	13.7	23
Marion	3-3	95	15-30	.500	1-4	.250	4-5	.800	5	21	26	8	7-0	5	7	3	35	11.7	16
Beaubois	3-0	83	14-33	.424	1-7	.143	4-5	.800	1	6	7	12	7-0	2	6	2	33	11.0	16
West	2-2	51	9-15	.600	2-4	.500	2-2	1.000	0	1	1	4	3-0	0	4	1	22	11.0	14
Carter	3-3	84	12-26	.462	2-7	.286	2-2	1.000	1	7	8	7	1-0	1	4	4	28	9.3	14
Kidd	1-1	27	3-8	.375	2-6	.333	0-0	---	0	0	0	3	0-0	1	1	0	8	8.0	8
Wright	3-0	59	9-14	.643	0-0	---	6-8	.750	4	10	14	1	1-0	2	3	3	24	8.0	16
Yi	1-0	12	3-6	.500	0-2	.000	0-0	---	0	2	2	0	2-0	1	2	0	6	6.0	6
Haywood	3-3	60	7-13	.538	0-0	---	2-5	.400	6	8	14	2	6-0	1	1	2	16	5.3	10
Mahinmi	1-0	24	2-5	.400	0-0	---	0-0	---	4	6	10	0	4-0	0	1	0	4	4.0	4
Odum	2-0	23	2-6	.333	0-1	.000	1-2	.500	0	6	6	0	1-0	1	0	0	5	2.5	5
Cardinal	2-0	14	1-3	.333	0-2	.000	0-0	---	0	1	1	0	4-0	0	1	0	2	1.0	2
Jones	1-0	1	0-0	---	0-0	---	0-0	---	0	0	0	0	0-0	0	0	0	0	0.0	0
MAVERICKS	3	720	109-232	.470	17-59	.288	34-47	.723	25	96	121	58	42-0	20	48	18	269	89.7	95



# DENVER



Pepsi Center – 19,155 (1999)  
1000 Chopper Circle  
Denver, CO 80204  
(303) 405-1100  
www.nuggets.com

## SCHEDULE

**Monday, November 19, 2012 at Memphis**  
**Friday, December 14, 2012 at Denver**  
**Saturday, December 29, 2012 at Memphis**  
**Friday, March 15, 2013 at Denver**

## DIRECTORY

**Owner:** E. Stanley Kroenke  
**President and Governor:** Josh Kroenke  
**Executive Vice President of Basketball Operations:** Masai Ujiri  
**Head Coach:** George Karl  
**Assistant Coaches:** Melvin Hunt  
Chad Iske  
John Welch  
**Head Athletic Trainer/Travelling Secretary:** Jim Gillen  
**Assistant Coach/Strength and Conditioning:** Steve Hess  
**Media Relations Staff:** Tim Gelt  
Nick O'Hayre

## GENERAL INFORMATION

**Radio – KRWZ (AM 950), KCKK (AM 150/FM 93.7):** Jason Kosmicki (play-by-play)  
**Cable Television – Altitude Sports and Entertainment:** Chris Marlowe (play-by-play)  
Scott Hastings (analyst)  
**Team Colors:** Blue, Yellow

## BACKGROUND

Founded (ABA/NBA): 1967-68/1976-77  
NBA Seasons: 36  
All-Time NBA Regular Season Record: 1,407-1,497 (.485)  
2011-12 Record: 38-28 (2nd in Northwest Division)  
2012 Playoffs: Eliminated by the Los Angeles Lakers (4-3) in the first round of the Western Conference Playoffs

## GRIZZLIES PLAYERS CAREER STATS VS. DENVER

PLAYER	G-GS	MIN	FG-FGA	PCT	3FG-FGA	PCT	FT-FTA	PCT	OFF	DEF	TOT	AST	PF-DQ	STL	TO	BLK	PTS	AVG	HI
Allen	16-7	363	68-120	.567	4-9	.444	44-59	.746	17	40	57	19	45-0	19	22	12	184	11.5	30
Arthur	8-3	173	31-62	.500	0-0	---	17-21	.810	12	28	40	5	25-1	12	7	11	79	9.9	24
Bayless	10-1	162	20-57	.351	9-18	.500	22-31	.710	1	11	12	37	20-0	0	20	0	71	7.1	24
Conley	16-16	500	68-157	.433	14-36	.389	23-28	.821	5	31	36	84	36-0	21	41	2	173	10.8	22
Ellington	9-0	126	17-52	.327	8-26	.308	10-11	.909	5	10	15	11	11-0	2	5	0	52	5.8	17
Gasol	12-12	391	48-90	.533	0-0	---	48-67	.716	26	69	95	33	45-1	7	30	14	144	12.0	20
Gay	19-18	669	126-295	.427	18-65	.277	57-82	.695	23	75	98	48	47-0	28	48	23	327	17.2	30
Haddadi	5-0	52	10-15	.667	0-0	---	4-9	.444	8	11	19	5	11-0	0	3	5	24	4.8	11
Pondexter	4-0	60	7-16	.438	2-7	.286	1-2	.500	2	1	3	4	9-0	2	2	0	17	4.3	9
Randolph	29-23	903	180-427	.422	4-13	.308	97-124	.782	90	184	274	42	76-1	22	76	5	461	15.9	32
Selby	1-0	2	0-0	---	0-0	---	0-0	---	0	0	0	0	0-0	0	1	0	0	0.0	0
Speights	7-3	137	24-52	.462	1-1	1.000	9-14	.643	14	25	39	5	17-0	5	7	4	58	8.3	12



## GRIZZLIES VS NUGGETS SERIES RECORDS

<b>Record</b>	<b>W-L</b>	<b>Current Streak</b>	<b>Last home win:</b> 2/17/12 (103-102)
Overall	21-43	Grizzlies, three wins	<b>Last home loss:</b> 3/13/10 (108-125)
Home	17-15	Grizzlies, three wins	<b>Last road win:</b> 3/11/12 (94-91)
Road	4-28	Grizzlies, one win	<b>Last road loss:</b> 2/22/11 (107-120)
			<b>Largest margin of victory:</b> 18, 1/25/04 (106-88)
			<b>Largest margin of defeat:</b> 26 (twice), 3/15/99 (84-110)*

\* Most recent occurrence

## ALL-TIME SERIES

Season	W-L	Date	Results	Home	Visitor	Season	W-L	Date	Results	Home	Visitor				
2011-12	3-0	3/11/12	W	Denver	91	Grizzlies	2002-03	2-2	3/5/03	W	Grizzlies	96	Denver	86	
		2/17/12	W	Grizzlies	103	Denver			102	2/2/03	L	Denver	93	Grizzlies	78
		1/31/12 (ot)	L	Grizzlies	100	Denver			97	12/11/02	W	Grizzlies	96	Denver	93
2010-11	1-2	2/22/11	L	Denver	120	Grizzlies	107	2001-02	1-3	11/9/02	L	Denver	84	Grizzlies	73
		2/13/11	W	Grizzlies	116	Denver	108			4/9/02	W	Grizzlies	97	Denver	86
		12/5/10	L	Denver	108	Grizzlies	107			3/1/02	L	Denver	96	Grizzlies	83
2009-10	1-3	4/12/10	L	Denver	123	Grizzlies	101	2000-01	0-4	2/14/02	L	Grizzlies	85	Denver	100
		3/13/10	L	Grizzlies	108	Denver	125			12/13/01	L	Denver	89	Grizzlies	86
		12/20/09	W	Grizzlies	102	Denver	96			4/7/01	L	Denver	98	Grizzlies	97
2008-09	0-3	11/1/09	L	Denver	133	Grizzlies	123			1/17/01	L	Denver	121	Grizzlies	97
		3/18/09	L	Grizzlies	109	Denver	111			1/9/01	L	Grizzlies	105	Denver	112
		1/27/09	L	Grizzlies	85	Denver	100			11/20/00	L	Grizzlies	92	Denver	95
2007-08	0-4	11/9/08	L	Denver	100	Grizzlies	90	1999-00	2-2	1/24/00	L	Denver	110	Grizzlies	98
		4/16/08	L	Denver	120	Grizzlies	111			12/26/99	L	Denver	109	Grizzlies	86
		3/24/08	L	Grizzlies	106	Denver	120			12/23/99	W	Grizzlies	93	Denver	91
2006-07	2-2	3/12/08	L	Denver	108	Grizzlies	86	1998-99	1-3	11/6/99	W	Grizzlies	109	Denver	94
		1/30/08	L	Grizzlies	102	Denver	106			4/7/99	L	Grizzlies	84	Denver	87
		4/14/07	W	Grizzlies	133	Denver	118			3/30/99	W	Grizzlies	101	Denver	87
		2/26/07	L	Grizzlies	107	Denver	111			3/15/99	L	Denver	110	Grizzlies	84
		1/22/07	L	Denver	115	Grizzlies	98			2/28/99	L	Denver	116	Grizzlies	112
		11/28/06	W	Denver	96	Grizzlies	108			3/12/98	L	Denver	98	Grizzlies	93
2005-06	1-2	3/17/06	W	Grizzlies	116	Denver	102	1997-98	3-1	1/20/98	W	Grizzlies	88	Denver	77
		3/6/06	L	Denver	115	Grizzlies	101			11/21/97	W	Grizzlies	99	Denver	96
		11/20/05	L	Denver	99	Grizzlies	83			11/18/97	W	Denver	87	Grizzlies	100
2004-05	0-4	4/15/05	L	Denver	111	Grizzlies	102	1996-97	1-3	3/21/97	W	Grizzlies	108	Denver	101
		4/5/05	L	Grizzlies	91	Denver	94			1/25/97	L	Grizzlies	82	Denver	83
		2/25/05 (ot)	L	Grizzlies	94	Denver	97			12/20/96	L	Denver	94	Grizzlies	84
2003-04	2-2	1/21/05	L	Denver	92	Grizzlies	82	1995-96	1-3	12/20/96	L	Denver	108	Grizzlies	93
		2/23/04	W	Grizzlies	109	Denver	106			4/19/96	W	Denver	78	Grizzlies	92
		2/9/04	L	Denver	86	Grizzlies	83			3/28/96	L	Grizzlies	88	Denver	92
		1/25/04	W	Grizzlies	106	Denver	88			3/2/96	L	Denver	108	Grizzlies	82
		12/22/03	L	Denver	106	Grizzlies	99			1/10/96	L	Grizzlies	85	Denver	91

## 2011-12 SEASON SERIES STATISTICS

### MEMPHIS VS. DENVER

PLAYER	G-GS	MIN	FG-FGA	PCT	3FG-FGA	PCT	FT-FTA	PCT	OFF	DEF	TOT	AST	PF-DQ	STL	TO	BLK	PTS	AVG	HI
Mayo	3-0	99	23-42	.548	9-20	.450	2-5	.400	2	7	9	11	6-0	5	8	1	57	19.0	22
Gay	3-3	117	18-52	.346	3-7	.429	8-11	.727	6	18	24	13	8-0	6	9	6	47	15.7	20
Gasol	3-3	119	12-31	.387	0-0	---	19-24	.792	8	23	31	9	10-0	3	9	7	43	14.3	20
Allen	3-3	82	16-29	.552	0-1	.000	8-9	.889	6	6	12	2	11-0	2	10	5	40	13.3	17
Conley	3-3	116	14-30	.467	3-9	.333	9-9	1.000	1	4	5	20	4-0	11	9	1	40	13.3	16
Speights	3-3	77	10-23	.435	0-0	---	5-9	.556	7	16	23	2	6-0	1	5	3	25	8.3	12
Cunningham	3-0	69	9-17	.529	0-0	---	4-4	1.000	6	9	15	5	5-0	2	2	3	22	7.3	12
Pondexter	2-0	42	5-10	.500	1-3	.333	1-2	.500	2	1	3	3	5-0	2	2	0	12	6.0	9
Pargo	1-0	9	2-4	.500	1-3	.333	0-0	---	0	1	1	0	3-0	1	0	0	5	5.0	5
Haddadi	2-0	13	2-3	.667	0-0	---	2-4	.500	2	0	2	1	1-0	0	0	2	6	3.0	6
Selby	1-0	2	0-0	---	0-0	---	0-0	---	0	0	0	0	0-0	0	1	0	0	0.0	0
Young	1-0	1	0-0	---	0-0	---	0-0	---	0	0	0	0	0-0	0	0	0	0	0.0	0
GRIZZLIES	3	745	111-241	.461	17-43	.395	58-77	.753	40	85	125	66	59-0	33	57	28	297	99.0	103

### DENVER VS. MEMPHIS

PLAYER	G-GS	MIN	FG-FGA	PCT	3FG-FGA	PCT	FT-FTA	PCT	OFF	DEF	TOT	AST	PF-DQ	STL	TO	BLK	PTS	AVG	HI
Brewer	3-1	74	19-31	.613	6-8	.750	5-8	.625	6	9	15	2	4-0	3	2	2	49	16.3	26
Miller	3-0	99	18-38	.474	3-5	.600	8-11	.727	6	9	15	22	5-0	7	12	0	47	15.7	20
Nene	2-2	59	10-22	.455	0-0	---	9-11	.818	3	11	14	4	7-0	7	7	2	29	14.5	15
Harrington	3-1	93	13-31	.419	5-11	.455	11-14	.786	4	13	17	5	11-0	6	9	0	42	14.0	23
Faried	2-1	41	12-21	.571	0-0	---	2-5	.400	8	7	15	0	5-0	2	1	3	26	13.0	18
Lawson	3-3	103	15-29	.517	3-6	.500	2-2	1.000	2	5	7	14	5-0	4	13	0	35	11.7	18
Affalo	3-3	92	9-21	.429	2-7	.286	6-8	.750	0	3	3	8	7-0	0	4	1	26	8.7	10
Andersen	3-0	50	6-15	.400	0-0	---	4-6	.667	7	10	17	2	6-0	1	5	2	16	5.3	7
Gallinari	2-2	46	1-15	.067	0-5	.000	6-6	1.000	3	9	12	4	3-0	0	1	1	8	4.0	8
Fernandez	2-0	40	3-11	.273	0-7	.000	0-0	---	1	2	3	0	1-0	2	4	0	6	3.0	6
Hamilton	1-0	5	1-1	1.000	0-0	---	0-0	---	0	1	1	1	0-0	0	0	0	2	2.0	2
Mozgov	2-1	26	1-6	.167	0-0	---	1-2	.500	0	6	6	0	7-0	0	3	4	3	1.5	2
Koufos	2-1	17	0-1	.000	0-0	---	1-2	.500	0	1	1	0	0-0	0	1	0	1	0.5	1
NUGGETS	3	745	108-242	.446	19-49	.388	55-75	.733	40	86	126	62	61-0	32	64	15	290	96.7	102



# DETROIT



The Palace of Auburn Hills – 22,076 (1988)  
6 Championship Drive  
Auburn Hills, MI 48326  
(248) 377-0100  
www.pistons.com

## SCHEDULE

**Friday, November 30, 2012 at Memphis**  
**Tuesday, February 19, 2013 at Detroit**

## DIRECTORY

**Principal Owner:** Tom Gores  
**President & CEO, Palace Sports & Entertainment/Pistons:** Dennis Mannion  
**President, Basketball Operations:** Joe Dumars  
**Assistant General Manager:** George David  
**Head Coach:** Lawrence Frank  
**Assistant Coaches:** Brian Hill  
John Loyer  
Roy Rogers  
Dee Brown  
Charles Skask  
Bill Pope  
**Head Athletic Trainer:** Mike Abdenour  
**Public Relations Staff:** Kevin Grigg  
Cletus Lewis  
Michelle Fikany

## GENERAL INFORMATION

**Radio – WXYT (97.1 FM The Ticket):** George Blaha (play-by-play)  
Mark Champion (play-by-play)  
Rick Mahorn (analyst)  
**Television – Fox Sports Detroit:** George Blaha (play-by-play)  
Greg Kelser (analyst)  
**Team Colors:** Red, White, Blue

## BACKGROUND

Founded (BAA/NBA): 1948-49 (Fort Wayne)  
NBA Seasons: 64  
All-Time NBA Regular Season Record: 2,482-2,558 (.492)  
2011-12 Record: 25-41 (4th in Central Division)  
2012 Playoffs: Did Not Qualify

OPPONENTS

## GRIZZLIES PLAYERS CAREER STATS VS. DETROIT

PLAYER	G-GS	MIN	FG-FGA	PCT	3FG-FGA	PCT	FT-FTA	PCT	OFF	DEF	TOT	AST	PF-DQ	STL	TO	BLK	PTS	AVG	HI
Allen	18-4	283	49-85	.576	1-6	.167	24-34	.706	14	29	43	19	29-0	19	15	9	123	6.8	23
Arthur	4-2	85	18-30	.600	0-0	---	4-4	1.000	5	11	16	1	11-0	4	1	1	40	10.0	14
Bayless	6-1	126	22-43	.512	6-16	.375	19-21	.905	1	14	15	21	13-0	4	11	1	69	11.5	31
Conley	8-8	281	38-71	.535	6-17	.353	11-13	.846	0	15	15	56	20-0	14	21	0	93	11.6	20
Ellington	6-0	110	12-26	.462	5-11	.455	4-4	1.000	3	7	10	4	6-0	2	3	1	33	5.5	7
Gasol	8-8	286	40-74	.541	0-0	---	43-51	.843	18	57	75	19	27-0	6	14	12	123	15.4	25
Gay	12-11	436	80-176	.455	12-31	.387	32-40	.800	19	55	74	18	28-0	7	24	12	204	17.0	26
Haddadi	3-0	13	2-5	.400	0-0	---	0-0	---	3	1	4	0	0-0	1	0	1	4	1.3	2
Pondexter	4-0	65	7-13	.538	2-3	.667	3-5	.600	1	5	6	1	3-0	1	3	0	19	4.8	12
Randolph	20-16	593	134-298	.450	2-9	.222	61-73	.836	46	121	167	26	37-0	6	38	7	331	16.6	37
Selby	1-0	10	1-2	.500	0-0	---	0-0	---	0	0	0	3	0-0	2	2	0	2	2.0	2
Speights	11-3	215	45-93	.484	0-0	---	20-25	.800	15	44	59	8	31-0	2	12	7	110	10.0	21



## GRIZZLIES VS PISTONS SERIES RECORDS

Record	W-L	Current Streak
Overall	11-21	Grizzlies, five wins
Home	5-11	Grizzlies, two wins
Road	6-10	Grizzlies, three wins

Last home win:	3/3/12 (100-83)
Last home loss:	10/28/09 (74-96)
Last road win:	1/20/12 (98-81)
Last road loss:	12/21/07 (67-94)
Largest margin of victory:	22, 1/6/05 (101-79)
Largest margin of defeat:	27, 12/21/07 (67-94)

## ALL-TIME SERIES

Season	W-L	Date	Results	Home	Visitor	Season	W-L	Date	Results	Home	Visitor
2011-12	2-0	3/3/12	W	Grizzlies 100	Detroit 83	2002-03	0-2	4/13/03 (ot)	L	Grizzlies 107	Detroit 110
		1/20/12	W	Detroit 81	Grizzlies 98			11/1/02	L	Detroit 109	Grizzlies 86
2010-11	2-0	1/12/11	W	Detroit 99	Grizzlies 107	2001-02	0-2	11/24/01	L	Detroit 91	Grizzlies 84
		11/24/10	W	Grizzlies 105	Detroit 84			11/1/01	L	Grizzlies 80	Detroit 90
2009-10	1-1	1/27/10	W	Detroit 93	Grizzlies 99	2000-01	1-1	12/5/00	W	Grizzlies 91	Detroit 83
		10/28/09	L	Grizzlies 74	Detroit 96			11/24/00	L	Detroit 118	Grizzlies 96
2008-09	1-1	3/15/09	W	Detroit 84	Grizzlies 89	1999-00	0-2	3/19/00	L	Grizzlies 99	Detroit 101
		1/19/09	L	Grizzlies 79	Detroit 87			3/10/00	L	Detroit 111	Grizzlies 97
2007-08	0-2	12/21/07	L	Detroit 94	Grizzlies 67	1998-99	---	No games			
		12/11/07	L	Grizzlies 103	Detroit 113	1997-98	2-0	11/30/97	W	Detroit 95	Grizzlies 97
2006-07	0-2	3/3/07	L	Grizzlies 89	Detroit 92			11/9/97	W	Grizzlies 104	Detroit 96
		11/4/06	L	Detroit 95	Grizzlies 86	1996-97	0-2	1/15/97	L	Grizzlies 79	Detroit 103
2005-06	0-2	1/27/06	L	Detroit 95	Grizzlies 89			11/27/96	L	Detroit 87	Grizzlies 78
		12/19/05 (2ot)	L	Grizzlies 104	Detroit 106	1995-96	0-2	3/26/96	L	Detroit 86	Grizzlies 75
2004-05	2-0	1/6/05	W	Detroit 79	Grizzlies 101			12/7/95	L	Grizzlies 84	Detroit 93
		12/11/04	W	Grizzlies 72	Detroit 68						
2003-04	0-2	1/31/04	L	Detroit 80	Grizzlies 78						
		11/19/03	L	Grizzlies 92	Detroit 99						

## 2011-12 SEASON SERIES STATISTICS

### MEMPHIS VS. DETROIT

PLAYER	G-GS	MIN	FG-FGA	PCT	3FG-FGA	PCT	FT-FTA	PCT	OFF	DEF	TOT	AST	PF-DQ	STL	TO	BLK	PTS	AVG	HI
Gay	2-2	63	16-29	.552	3-5	.600	4-4	1.000	2	7	9	2	7-0	0	6	1	39	19.5	24
Gasol	2-2	72	13-24	.542	0-0	---	8-9	.889	0	15	15	5	7-0	1	2	3	34	17.0	17
Mayo	2-0	57	8-18	.444	6-8	.750	5-6	.833	0	7	7	5	5-0	1	2	2	27	13.5	17
Allen	2-2	52	8-12	.667	0-1	.000	8-10	.800	1	2	3	3	6-0	5	3	2	24	12.0	13
Conley	2-2	76	12-20	.600	0-3	.000	0-2	.000	0	4	4	23	6-0	9	5	0	24	12.0	14
Speights	2-2	43	9-19	.474	0-0	---	4-4	1.000	3	9	12	0	6-0	0	4	0	22	11.0	16
Pondexter	2-0	43	5-8	.625	1-2	.500	3-3	1.000	1	3	4	0	1-0	1	2	0	14	7.0	12
Davis	1-0	15	1-1	1.000	1-1	1.000	1-2	.500	2	0	2	0	2-0	1	2	0	4	4.0	4
Cunningham	2-0	40	1-6	.167	0-0	---	2-2	1.000	0	1	1	1	4-0	2	0	2	4	2.0	4
Haddadi	1-0	6	1-2	.500	0-0	---	0-0	---	1	1	2	0	0-0	0	0	1	2	2.0	2
Selby	1-0	10	1-2	.500	0-0	---	0-0	---	0	0	0	3	0-0	2	2	0	2	2.0	2
Young	1-0	3	1-2	.500	0-0	---	0-0	---	0	0	0	0	0-0	0	1	0	2	2.0	2
GRIZZLIES	2	480	76-143	.531	11-20	.550	35-42	.833	10	49	59	42	44-0	22	30	11	198	99.0	100

### DETROIT VS. MEMPHIS

PLAYER	G-GS	MIN	FG-FGA	PCT	3FG-FGA	PCT	FT-FTA	PCT	OFF	DEF	TOT	AST	PF-DQ	STL	TO	BLK	PTS	AVG	HI
Stuckey	1-1	38	6-22	.273	1-2	.500	7-9	.778	3	1	4	4	3-0	2	4	1	20	20.0	20
Knight	2-2	76	11-34	.324	1-6	.167	14-16	.875	3	5	8	6	5-0	2	6	0	37	18.5	22
Prince	2-2	75	11-23	.478	1-2	.500	4-6	.667	3	5	8	5	1-0	1	1	0	27	13.5	14
Monroe	2-2	67	8-24	.333	0-0	---	8-10	.800	9	15	24	5	6-0	3	8	2	24	12.0	14
Maxiell	2-1	35	6-8	.750	0-0	---	2-2	1.000	3	4	7	1	4-0	1	4	0	14	7.0	10
Jerebko	2-0	54	6-11	.545	1-5	.200	0-0	---	3	9	12	2	4-0	1	4	0	13	6.5	9
Gordon	2-1	46	3-7	.429	2-3	.667	2-4	.500	0	1	1	1	5-0	0	4	0	10	5.0	10
Daye	2-0	19	4-7	.571	0-1	.000	1-2	.500	1	2	3	2	1-0	0	4	2	9	4.5	9
Wilkins	2-0	17	1-3	.333	0-0	---	3-4	.750	0	0	0	0	2-0	2	0	1	5	2.5	5
Russell	2-0	21	1-2	.500	0-0	---	1-2	.500	0	1	1	3	2-0	1	3	0	3	1.5	3
Macklin	2-0	5	1-1	1.000	0-0	---	0-0	---	1	1	2	1	0-0	0	0	0	2	1.0	2
Wallace	2-1	27	0-0	---	0-0	---	0-0	---	1	5	6	2	1-0	1	4	0	0	0.0	0
PISTONS	2	480	58-142	.408	6-19	.316	42-55	.764	27	49	76	32	34-0	14	46	6	164	82.0	83



# GOLDEN STATE



ORACLE Arena – 19,596 (1997)

1011 Broadway  
Oakland, CA 94607  
(510) 986-2200  
www.warriors.com

## SCHEDULE

**12 10**

Friday, November 2, 2012 at Golden State  
Wednesday, January 9, 2013 at Golden State  
Friday, February 8, 2013 at Memphis

## DIRECTORY

**Co-Executive Chairman & CEO:** Joe Lacob  
**Co-Executive Chairman:** Peter Guber  
**President & COO:** Rick Welts  
**General Manager:** Bob Myers  
**Head Coach:** Mark Jackson  
**Assistant Coaches:** Michael Malone  
Pete Myers  
Jerry DeGregorio  
Darren Erman  
Kris Weems  
**Head Athletic Trainer:** Chad Bergman  
**Public Relations Staff:** Raymond Ridder  
Dan Martinez  
Brett Winkler  
Ryan Donough

## GENERAL INFORMATION

**Radio – WQXI (790 AM):** Steve Holman (play by play)  
Dennis Scott (analyst)  
**Radio – KNBR (680/1050 AM):** Tim Rye  
**Television/Cable –**  
**Comcast SportsNet Bay Area:** Bob Fitzgerald (play-by-play)  
Jim Barnett (analyst)  
**Team Colors:** Warriors Royal Blue,  
California Golden Yellow

## BACKGROUND

Founded: 1946-47 (Philadelphia)  
NBA Seasons: 66  
All-Time NBA Regular Season Record: 2,352-2,794 (.457)  
2011-12 Record: 23-43 (4th in Pacific Division)  
2012 Playoffs: Did Not Qualify

## GRIZZLIES PLAYERS CAREER STATS VS. GOLDEN STATE

PLAYER	G-GS	MIN	FG-FGA	PCT	3FG-FGA	PCT	FT-FTA	PCT	OFF	DEF	TOT	AST	PF-DQ	STL	TO	BLK	PTS	AVG	HI
Allen	16-8	392	59-115	.513	3-10	.300	34-47	.723	23	50	73	23	43-0	26	34	10	155	9.7	21
Arthur	8-4	173	35-76	.461	0-0	---	5-7	.714	20	35	55	7	24-1	4	10	13	75	9.4	17
Bayless	9-0	177	17-57	.298	4-15	.267	18-23	.783	3	10	13	21	23-0	5	17	0	56	6.2	12
Conley	17-17	551	81-185	.438	18-45	.400	34-42	.810	5	44	49	103	30-0	24	40	1	214	12.6	21
Ellington	8-1	122	19-38	.500	6-12	.500	0-2	.000	3	12	15	6	7-0	3	7	0	44	5.5	17
Gasol	12-12	384	66-112	.589	0-1	.000	42-58	.724	24	80	104	32	38-1	15	28	20	174	14.5	27
Gay	21-21	807	167-346	.483	32-79	.405	80-106	.755	45	99	144	52	65-2	24	54	27	446	21.2	35
Haddadi	7-0	39	4-5	.800	0-0	---	7-10	.700	6	14	20	2	4-0	0	3	5	15	2.1	10
Pondexter	7-0	66	9-20	.450	3-6	.500	1-2	.500	4	4	8	3	3-0	3	4	3	22	3.1	11
Randolph	25-18	735	159-324	.491	3-9	.333	68-88	.773	64	150	214	42	61-0	24	55	13	389	15.6	33
Selby	2-0	13	0-3	.000	0-0	---	0-0	---	0	0	0	0	1-0	0	0	0	0	0.0	0
Speights	9-4	150	33-72	.458	0-1	.000	10-13	.769	18	23	41	8	16-1	6	8	3	76	8.4	18



## GRIZZLIES VS WARRIORS SERIES RECORDS

Record	W-L	Current Streak
Overall	32-32	Grizzlies, six wins
Home	19-14	Grizzlies, seven wins
Road	13-18	Grizzlies, two wins

Last home win:	4/3/12 (98-94)
Last home loss:	4/4/08 (86-117)
Last road win:	3/7/12 (110-92)
Last road loss:	11/3/10 (109-115)
Largest margin of victory:	29, 11/12/04 (96-67)
Largest margin of defeat:	32, 3/5/96 (78-110)

## ALL-TIME SERIES

Season	W-L	Date	Results	Home	Visitor	Season	W-L	Date	Results	Home	Visitor				
2011-12	4-0	4/3/12	W	Grizzlies	98	Golden St	2002-03	2-2	2/3/03	L	Golden St	101	Grizzlies	91	
		3/7/12	W	Golden St	92	Grizzlies			110	Golden St	108	Grizzlies	110		
		2/18/12	W	Grizzlies	104	Golden St			103	Grizzlies	104	Golden St	91		
		1/23/12	W	Golden St	90	Grizzlies			91	Grizzlies	101	Golden St	108		
2010-11	2-1	3/30/11	W	Grizzlies	110	Golden St	2001-02	1-3	3/30/02	W	Grizzlies	105	Golden St	99	
		11/26/10	W	Grizzlies	116	Golden St			111	L	Golden St	107	Grizzlies	95	
		11/3/10	L	Golden St	115	Grizzlies			109	L	Golden St	93	Grizzlies	84	
		3/24/10	L	Golden St	128	Grizzlies			110	L	Grizzlies	79	Golden St	86	
2009-10	2-2	3/20/10	L	W	Grizzlies	123	Golden St	2000-01	3-1	4/18/01	W	Golden St	81	Grizzlies	95
		12/22/09	W	Grizzlies	121	Golden St	108			2/16/01	W	Golden St	79	Grizzlies	92
		11/4/09	L	Golden St	113	Grizzlies	105			2/15/01	W	Grizzlies	99	Golden St	89
		3/30/09	W	Golden St	109	Grizzlies	114			12/30/00	L	Grizzlies	101	Golden St	102
2008-09	3-0	11/7/08	W	Golden St	104	Grizzlies	1999-00	1-3	4/11/00	L	Golden St	109	Grizzlies	97	
		11/3/08	W	Grizzlies	90	Golden St			79	3/21/00	W	Grizzlies	98	Golden St	82
		4/4/08	L	Grizzlies	86	Golden St			117	2/2/00	L	Golden St	101	Grizzlies	95
		3/15/08	L	Golden St	110	Grizzlies			107	11/12/99	L	Grizzlies	93	Golden St	103
2007-08	0-4	11/1/08	L	Golden St	116	Grizzlies	1998-99	0-3	5/3/99	L	Grizzlies	83	Golden St	91	
		12/17/07	L	Grizzlies	117	Golden St			125	4/18/99	L	Grizzlies	85	Golden St	90
		4/6/07	L	Grizzlies	104	Golden St			116	3/9/99	L	Golden St	92	Grizzlies	82
		4/1/07	L	Golden St	122	Grizzlies			117	4/18/98	L	Golden St	112	Grizzlies	100
2006-07	1-3	2/21/07 (ot)	L	Golden St	118	Grizzlies	1997-98	3-1	1/24/98	W	Grizzlies	107	Golden St	96	
		1/3/07	W	Grizzlies	144	Golden St			135	1/23/98	W	Golden St	80	Grizzlies	88
		4/4/06	W	Grizzlies	100	Golden St			75	12/12/97	W	Grizzlies	95	Golden St	88
		2/13/06	W	Golden St	79	Grizzlies			81	1/27/97	L	Golden St	122	Grizzlies	97
2005-06	3-0	1/3/06	W	Grizzlies	104	Golden St	1996-97	1-3	1/9/97	L	Grizzlies	86	Golden St	102	
		3/1/05	W	Grizzlies	99	Golden St			97	1/8/97	W	Golden St	95	Grizzlies	109
		12/22/04	L	Golden St	109	Grizzlies			99	11/3/96	L	Grizzlies	95	Golden St	105
		11/20/04	L	Golden St	87	Grizzlies			100	3/5/96	L	Golden St	110	Grizzlies	78
2003-04	3-1	11/12/04	W	Grizzlies	96	Golden St	1995-96	0-4	1/12/96	L	Grizzlies	95	Golden St	104	
		3/7/04	W	Golden St	85	Grizzlies			95	1/9/96	L	Golden St	109	Grizzlies	103
		2/25/04	L	Grizzlies	92	Golden St			99	12/16/95	L	Grizzlies	85	Golden St	116
		2/2/04	W	Grizzlies	106	Golden St			101						
		1/12/04 (ot)	W	Golden St	113	Grizzlies	115								

## 2011-12 SEASON SERIES STATISTICS

### MEMPHIS VS. GOLDEN STATE

PLAYER	G-GS	MIN	FG-FGA	PCT	3FG-FGA	PCT	FT-FTA	PCT	OFF	DEF	TOT	AST	PF-DQ	STL	TO	BLK	PTS	AVG	HI
Gay	4-4	155	31-70	.443	2-10	.200	15-23	.652	12	19	31	14	9-0	8	7	6	79	19.8	26
Mayo	4-0	116	23-49	.469	9-24	.375	9-11	.818	1	7	8	8	5-0	6	10	0	64	16.0	19
Gasol	4-4	140	23-46	.500	0-1	.000	15-18	.833	5	35	40	13	13-0	4	10	6	61	15.3	17
Conley	4-4	136	20-42	.476	6-13	.462	9-11	.818	0	6	6	29	8-0	6	13	0	55	13.8	20
Speights	4-4	95	19-43	.442	0-0	---	7-10	.700	11	13	24	5	8-1	4	4	1	45	11.3	18
Arenas	1-0	15	4-4	1.000	1-1	1.000	1-3	.333	1	2	3	2	1-0	2	0	0	10	10.0	10
Allen	4-4	122	13-25	.520	1-4	.250	10-14	.714	9	16	25	4	11-0	8	11	4	37	9.3	12
Randolph	1-0	15	2-4	.500	0-0	---	2-2	1.000	2	2	4	2	2-0	0	0	0	6	6.0	6
Cunningham	4-0	60	9-13	.692	0-0	---	3-4	.750	1	15	16	3	2-0	1	0	0	21	5.3	13
Pondexter	4-0	44	5-12	.417	3-5	.600	2-2	.500	2	3	5	2	3-0	2	3	2	14	3.5	11
Pargo	3-0	19	2-4	.500	0-1	.000	2-4	.500	0	3	3	3	2-0	2	4	0	6	2.0	6
Young	2-0	7	1-2	.500	0-0	---	0-0	---	0	0	0	0	1-0	0	0	0	2	1.0	2
Haddadi	4-0	23	0-1	.000	0-0	---	3-4	.750	3	6	9	1	2-0	0	1	4	3	0.8	2
Selby	2-0	13	0-3	.000	0-0	---	0-0	---	0	0	0	0	1-0	0	0	0	0	0.0	0
GRIZZLIES	4	960	152-318	.478	22-59	.373	77-106	.726	47	127	174	87	67-1	43	63	23	403	100.8	110

### GOLDEN STATE VS. MEMPHIS

PLAYER	G-GS	MIN	FG-FGA	PCT	3FG-FGA	PCT	FT-FTA	PCT	OFF	DEF	TOT	AST	PF-DQ	STL	TO	BLK	PTS	AVG	HI
Curry	3-2	101	28-50	.560	9-18	.500	4-4	1.000	4	8	12	14	11-0	5	9	0	69	23.0	36
Ellis	3-3	112	25-53	.472	9-18	.500	10-16	.625	0	9	9	14	6-0	3	11	1	69	23.0	33
Lee	4-4	134	23-55	.418	0-0	---	14-20	.700	15	23	38	13	13-0	5	11	1	60	15.0	22
Rush	4-0	111	16-30	.533	7-12	.583	3-5	.600	2	14	16	6	3-0	2	5	2	42	10.5	13
Jefferson	1-0	31	2-3	.667	1-2	.500	2-2	1.000	2	1	3	0	2-0	1	2	0	7	7.0	7
Robinson	4-0	66	13-29	.448	4-11	.364	2-3	.667	0	7	7	15	9-0	1	6	0	32	8.0	18
Thompson	4-1	73	12-31	.387	4-12	.333	3-3	1.000	0	9	9	3	7-0	1	6	1	31	7.8	16
Udoh	3-1	74	6-14	.429	0-0	---	8-10	.800	4	7	11	6	8-0	2	3	7	20	6.7	9
Tyler	2-1	36	5-10	.500	0-0	---	3-8	.375	5	9	14	1	2-0	2	3	1	13	6.5	9
D. Wright	4-4	87	7-25	.280	2-13	.154	0-0	---	1	6	7	3	9-0	3	6	0	16	4.0	8
Jenkins	2-1	29	3-8	.375	0-0	---	1-1	1.000	0	3	3	4	0-0	1	1	1	7	3.5	7
McGuire	4-1	48	4-9	.444	0-1	.000	1-2	.500	4	6	10	3	3-0	3	1	2	9	2.3	4
Biedrins	4-2	54	2-2	1.000	0-0	---	0-0	---	1	7	8	1	14-1	1	1	1	4	1.0	2
C. Wright	1-0	6	0-0	---	0-0	---	0-0	---	1	2	3	0	0-0	0	0	0	0	0.0	0
WARRIORS	4	960	146-319	.458	36-87	.414	51-74	.689	39	111	150	83	87-1	30	67	17	379	94.8	103





# HOUSTON



Toyota Center – 18,023 (2003)

1510 Polk St.

Houston, TX 77002

(713) 758-7200

www.rockets.com

## SCHEDULE

Friday, November 9, 2012 at Memphis

Saturday, December 22, 2012 at Houston

Friday, March 29, 2013 at Memphis

Friday, April 12, 2013 at Houston

OPPONENTS

## DIRECTORY

**Owner:** Leslie Alexander

**Chief Executive Officer:** Tad Brown

**General Manager and Managing**

**Director Basketball Operations:** Daryl Morey

**Head Coach:** Kevin McHale

**Assistant Coaches:** Kelvin Sampson  
John-Blair Bickerstaff  
Chris Finch  
Dean Cooper

**Assistant Coach/Director of**

**Player Development:** Jesse Mermuys

**Player Development Coach:** Greg Buckner

**Senior Consultant:** Carroll Dawson

**Senior Vice President of Basketball**

**Operations/Athletic Trainer:** Keith Jones

**Communications Staff:** Nelson Luis

Tracey Hughes

Bob Schranz

## GENERAL INFORMATION

**Radio – SportsTalk 790 (KBME 790 AM):** Craig Ackerman (play-by-play)  
Joel Blank (analyst)

**Spanish Radio – KEYH 850 AM:** Adrian Chavarria (play-by-play)

**Television – Comcast**

**SportsNet Houston:** Bill Worrell (play-by-play)

Matt Bullard (analyst)

Clyde Drexler (analyst)

**Team Colors:** Red, White, Silver

## BACKGROUND

Founded: 1967-68 (San Diego)

NBA Seasons: 45

All-Time NBA Regular Season Record: 1,856-1,786 (.510)

2011-12 Record: 34-32 (4th in Southwest Division)

2012 Playoffs: Did Not Qualify

## GRIZZLIES PLAYERS CAREER STATS VS. HOUSTON

PLAYER	G-GS	MIN	FG-FGA	PCT	3FG-FGA	PCT	FT-FTA	PCT	OFF	DEF	TOT	AST	PF-DQ	STL	TO	BLK	PTS	AVG	HI
Allen	14-7	291	31-79	.392	0-2	.000	28-37	.757	15	29	44	18	32-0	21	12	8	90	6.4	15
Arthur	10-2	202	32-66	.485	0-1	.000	7-13	.538	16	44	60	4	33-0	5	6	6	71	7.1	11
Bayless	7-1	96	12-29	.414	1-9	.111	12-13	.923	0	7	7	14	16-0	0	11	0	37	5.3	13
Conley	16-15	492	68-169	.402	14-40	.350	27-33	.818	6	41	47	61	35-1	21	25	2	177	11.1	21
Ellington	7-0	141	20-49	.408	7-14	.500	7-9	.778	2	15	17	6	16-1	4	10	0	54	7.7	18
Gasol	14-14	467	67-145	.462	0-0	---	57-68	.838	32	56	88	27	45-0	15	26	29	191	13.6	20
Gay	24-20	809	158-351	.450	12-41	.293	57-72	.792	38	79	117	43	72-1	33	57	22	385	16.0	29
Haddadi	5-0	29	4-9	.444	0-0	---	1-1	1.000	6	4	10	1	3-0	0	3	0	9	1.8	3
Pondexter	6-0	69	8-19	.421	1-5	.200	5-6	.833	3	2	5	3	7-0	2	1	2	22	3.7	13
Randolph	31-24	1040	213-471	.452	2-15	.133	104-144	.722	91	218	309	35	64-1	27	69	13	532	17.2	31
Selby	1-0	26	4-9	.444	0-1	.000	1-3	.333	0	2	2	7	1-0	0	1	0	9	9.0	9
Speights	7-3	133	24-39	.615	0-0	---	5-7	.714	9	26	35	2	13-0	1	2	6	53	7.6	15



## GRIZZLIES VS ROCKETS SERIES RECORDS

Record	W-L	Current Streak
Overall	22-46	Houston, two wins
Home	17-17	Grizzlies, three wins
Road	5-29	Houston, 12 wins

Last home win:	2/14/12 (93-83)
Last home loss:	12/3/10 (111-127)
Last road win:	4/15/06 (93-81)
Last road loss:	3/30/12 (98-89)
Largest margin of victory:	23, 3/26/04 (109-86)
Largest margin of defeat:	27, 12/16/97 (91-118)

## ALL-TIME SERIES

Season	W-L	Date	Results	Home	Visitor	Season	W-L	Date	Results	Home	Visitor						
2011-12	2-2	3/30/12	L	Houston	98	Grizzlies	2002-03	1-3	4/15/03	L	Houston	97	Grizzlies	86			
		2/20/12	L	Houston	97	Grizzlies			93	Grizzlies	82						
		2/14/12	W	Grizzlies	93	Houston			83	Grizzlies	95	Houston	100				
2010-11	1-3	12/30/11	W	Grizzlies	113	Houston	93	2001-02	2-2	12/13/02 (ot)	W	Grizzlies	114	Houston	109		
		2/5/11 (ot)	L	Houston	95	Grizzlies	93			L	Houston	95	Grizzlies	98			
		1/21/11	W	Grizzlies	115	Houston	110			4/5/02	W	Grizzlies	99	Houston	81		
2009-10	0-4	12/17/10	L	Houston	103	Grizzlies	87	2000-01	0-4	2/12/02	L	Houston	85	Grizzlies	78		
		12/3/10	L	Grizzlies	111	Houston	127			11/30/01	W	Grizzlies	102	Houston	85		
		4/6/10	L	Grizzlies	103	Houston	113			4/14/01	L	Grizzlies	95	Houston	100		
2008-09	2-2	3/17/10	L	Houston	107	Grizzlies	94	1999-00	2-2	1/26/01	L	Houston	106	Grizzlies	89		
		2/5/10	L	Grizzlies	83	Houston	101			12/11/00	L	Grizzlies	75	Houston	82		
		11/11/09	L	Houston	104	Grizzlies	79			11/9/00	L	Houston	85	Grizzlies	77		
2007-08	1-3	3/8/09	L	Houston	93	Grizzlies	83	1998-99	0-4	4/19/00	W	Houston	92	Grizzlies	96		
		2/4/09	W	Grizzlies	104	Houston	93			4/4/00	W	Grizzlies	102	Houston	100		
		12/8/08	W	Grizzlies	109	Houston	97			12/6/99	L	Houston	102	Grizzlies	99		
2006-07	0-4	10/29/08	L	Houston	82	Grizzlies	71	1997-98	1-3	11/29/99 (ot)	L	Grizzlies	110	Houston	118		
		2/29/08	L	Houston	116	Grizzlies	95			1996-97	1-3	4/14/99	L	Houston	102	Grizzlies	85
		12/28/07	L	Grizzlies	83	Houston	103					3/11/99	L	Houston	102	Grizzlies	91
2005-06	4-0	12/5/07	L	Houston	105	Grizzlies	92	1995-96	0-4			3/6/99	L	Grizzlies	92	Houston	107
		11/13/07	W	Grizzlies	105	Houston	99			2/27/99	L	Grizzlies	74	Houston	86		
		2/6/07	L	Grizzlies	90	Houston	98			2/12/98	L	Grizzlies	103	Houston	112		
2004-05	1-3	12/31/06	L	Houston	111	Grizzlies	109	1994-95	0-4	2/3/98	L	Houston	110	Grizzlies	97		
		11/25/06	L	Houston	85	Grizzlies	76			1993-94	0-4	12/16/97	L	Houston	118	Grizzlies	91
		11/7/06	L	Grizzlies	80	Houston	86					12/14/97	W	Grizzlies	110	Houston	105
2003-04	3-1	4/15/06	W	Houston	81	Grizzlies	93	1992-93	0-4			4/10/97	L	Houston	102	Grizzlies	94
		1/30/06	W	Grizzlies	86	Houston	77			1991-92	0-4	4/6/97	L	Grizzlies	85	Houston	94
		12/3/05	W	Houston	75	Grizzlies	90					2/11/97	L	Houston	106	Grizzlies	97
2002-03	1-3	11/25/05	W	Grizzlies	86	Houston	81	1990-91	0-4			12/17/96	W	Grizzlies	93	Houston	92
		4/13/05	L	Houston	100	Grizzlies	92			1989-90	0-4	4/9/96	L	Houston	90	Grizzlies	84
		1/17/05	W	Grizzlies	99	Houston	80					3/10/96	L	Grizzlies	89	Houston	95
2001-02	2-2	11/9/04	L	Houston	90	Grizzlies	87	1988-89	0-4			12/26/95	L	Houston	100	Grizzlies	84
		11/5/04	L	Grizzlies	81	Houston	89			1987-88	0-4	12/13/95	L	Grizzlies	89	Houston	100
		3/26/04	W	Grizzlies	109	Houston	86					1986-87	0-4				
2000-01	0-4	3/13/04	L	Houston	88	Grizzlies	80	1985-86	0-4								
		1/19/04	W	Grizzlies	88	Houston	83			1984-85	0-4						
		11/1/03	W	Houston	71	Grizzlies	79					1983-84	0-4				

## 2011-12 SEASON SERIES STATISTICS

## MEMPHIS VS. HOUSTON

PLAYER	G-GS	MIN	FG-FGA	PCT	3FG-FGA	PCT	FT-FTA	PCT	OFF	DEF	TOT	AST	PF-DQ	STL	TO	BLK	PTS	AVG	HI
Gay	4-4	151	30-67	.448	0-6	.000	13-13	1.000	10	18	28	9	8-0	7	8	2	73	18.3	23
Gasol	4-4	144	23-41	.561	0-0	---	22-27	.815	8	23	31	9	12-0	5	13	9	68	17.0	20
Conley	3-3	104	17-36	.472	5-10	.500	5-6	.833	1	6	7	7	11-0	2	9	1	44	14.7	21
Randolph	2-1	59	14-21	.667	0-0	---	1-5	.200	3	10	13	3	3-0	4	3	0	29	14.5	23
Mayo	4-0	117	16-45	.356	3-17	.176	6-9	.667	1	11	12	11	7-0	3	3	0	41	10.3	15
Allen	4-4	107	15-36	.417	0-1	.000	10-15	.667	11	6	17	7	15-0	11	4	3	40	10.0	15
Selby	1-0	26	4-9	.444	0-1	.000	1-3	.333	0	2	2	7	1-0	0	1	0	9	9.0	9
Speights	3-3	72	11-20	.550	0-0	---	0-0	---	5	14	19	1	8-0	0	0	1	22	7.3	12
Pondexter	4-0	57	8-18	.444	1-5	.200	5-6	.833	3	2	5	3	6-0	2	1	0	22	5.5	13
Cummingham	4-0	69	7-13	.538	0-0	---	7-10	.700	4	13	17	1	4-0	2	3	2	21	5.3	9
Pargo	4-1	45	7-15	.467	0-2	.000	3-4	.750	0	4	4	6	9-0	1	6	0	17	4.3	14
Haddadi	1-0	7	1-4	.250	0-0	---	0-0	---	4	1	5	1	1-0	0	1	0	2	2.0	2
Davis	1-0	1	0-0	---	0-0	---	0-0	---	0	0	0	0	1-0	0	0	0	0	0.0	0
Young	1-0	3	0-1	.000	0-0	---	0-0	---	0	1	1	0	0-0	0	0	0	0	0.0	0
GRIZZLIES	4	960	153-326	.469	9-42	.214	73-98	.745	50	111	161	65	86-0	37	53	18	388	97.0	113

## HOUSTON VS. MEMPHIS

PLAYER	G-GS	MIN	FG-FGA	PCT	3FG-FGA	PCT	FT-FTA	PCT	OFF	DEF	TOT	AST	PF-DQ	STL	TO	BLK	PTS	AVG	HI
Lowry	3-3	110	19-42	.452	5-14	.357	20-21	.952	4	8	12	23	10-0	11	11	0	63	21.0	24
Martin	3-3	78	15-27	.556	5-10	.500	8-10	.800	1	3	4	6	5-0	3	4	0	43	14.3	22
Dragic	4-1	80	16-32	.500	4-9	.444	11-17	.647	5	4	9	12	5-0	4	10	1	47	11.8	25
Lee	4-1	125	16-40	.400	4-14	.286	10-11	.909	3	6	9	4	7-0	5	4	4	46	11.5	17
Parsons	4-3	115	16-39	.410	5-12	.417	1-3	.333	5	17	22	8	9-0	3	7	1	38	9.5	13
Budinger	3-1	48	10-20	.500	4-8	.500	4-4	1.000	2	4	6	1	4-0	2	4	0	28	9.3	13
Scola	4-4	109	16-28	.571	0-0	---	2-3	.667	2	12	14	4	15-0	0	9	2	34	8.5	11
Flynn	1-0	20	3-7	.429	1-4	.250	1-2	.500	0	1	1	1	0-0	0	2	0	8	8.0	8
Dalembert	4-2	82	12-20	.600	0-0	---	4-6	.667	5	15	20	1	15-0	0	8	3	28	7.0	9
Camby	1-1	36	2-5	.400	0-0	---	3-4	.750	3	13	16	0	4-0	2	0	6	7	7.0	7
Patterson	4-0	84	8-30	.267	0-1	.000	2-2	1.000	7	13	20	5	5-0	2	0	2	18	4.5	8
Boydkins	1-0	14	1-3	.333	0-0	---	2-2	1.000	0	2	2	2	1-0	0	3	0	4	4.0	4
Hill	2-1	17	2-5	.400	0-0	---	0-0	---	0	6	6	0	2-0	0	1	0	4	2.0	2
Morris	2-0	15	1-5	.200	0-2	.000	1-2	.500	1	1	2	0	2-0	0	1	1	3	1.5	3
Smith	1-0	12	0-0	---	0-0	---	0-0	---	0	0	0	0	5-0	0	0	0	0	0.0	0
Williams	1-0	15	0-1	.000	0-1	.000	0-0	---	0	3	3	2	0-0	1	0	0	0	0.0	0
ROCKETS	4	960	137-304	.451	28-75	.373	69-87	.793	38	108	146	72	90-0	33	68	20	371	92.8	98



# INDIANA



Bankers Life Fieldhouse – 18,165 (1999)  
125 S. Pennsylvania St.  
Indianapolis, IN 46204  
(317) 917-2500  
www.pacers.com

## SCHEDULE

**12-13**  
Monday, December 31, 2012 at Indiana  
Monday, January 21, 2013 at Memphis

OPPONENTS

## DIRECTORY

**Owner, Chairman and Chief Executive Officer:** Herbert Simon  
**President, Pacers Sports & Entertainment:** Jim Morris  
**President of Basketball Operations:** Donnie Walsh  
**Chief Operating Officer:** Rick Fuson  
**Executive Vice President of Basketball Operations/General Manager:** Kevin Pritchard  
**Head Coach:** Frank Vogel  
**Associate Head Coach:** Brian Shaw  
**Assistant Coaches:** Jim Boylen  
Dan Burke  
**Scout/Assistant Coach:** Jimmy Powell  
**Head Athletic Trainer/Team Administrator:** Josh Corbeil  
**Public Information Staff:** David Benner  
Krissy Myers  
Tim Edwards

## GENERAL INFORMATION

**Radio – 1070 The Fan:** Mark Boyle (play-by-play)  
Bob Leonard (analyst)  
Kevin Lee  
**Television – Fox Sports Indiana:** Chris Denari (play-by-play)  
Quinn Buckner (analyst)  
Austin Croshere (analyst)  
Brooke Olzendam  
**Team Colors:** White, Blue, Gold

## BACKGROUND

Founded: (ABA/NBA) 1967-68/1975-76  
NBA Seasons: 36  
All-Time NBA Regular Season Record: 1,418-1,486 (.488)  
2011-12 Record: 42-24 (2nd in Central Division)  
2012 Playoffs: Eliminated by Miami (4-2) in the Eastern Conference Semifinals

## GRIZZLIES PLAYERS CAREER STATS VS. INDIANA

PLAYER	G-GS	MIN	FG-FGA	PCT	3FG-FGA	PCT	FT-FTA	PCT	OFF	DEF	TOT	AST	PF-DQ	STL	TO	BLK	PTS	AVG	HI
Allen	18-4	306	50-104	.481	2-17	.118	35-44	.795	7	32	39	22	33-0	24	13	7	137	7.6	19
Arthur	4-2	63	9-21	.429	0-0	---	0-0	---	0	13	13	0	8-0	0	3	18	4.5	8	
Bayless	8-0	132	23-50	.460	4-11	.364	6-8	.750	2	17	19	12	17-0	3	9	1	56	7.0	13
Conley	8-7	284	40-85	.471	8-19	.421	12-21	.571	3	23	26	60	19-0	19	15	2	100	12.5	19
Ellington	6-0	154	17-48	.354	4-11	.364	9-11	.818	4	24	28	14	5-0	2	4	1	47	7.8	16
Gasol	7-6	217	43-69	.623	0-0	---	30-40	.750	15	47	62	20	27-0	6	8	6	116	16.6	22
Gay	10-9	353	76-148	.514	13-26	.500	35-39	.897	14	32	46	23	28-0	16	18	5	200	20.0	31
Haddadi	2-0	10	0-2	.000	0-1	.000	1-2	.500	0	0	0	1	2-0	1	0	0	1	0.5	1
Pondexter	2-1	30	4-11	.364	0-1	.000	0-4	.000	2	2	4	2	4-0	0	0	1	8	4.0	6
Randolph	20-15	636	165-329	.502	11-25	.440	73-92	.793	54	129	183	30	47-1	17	51	8	414	20.7	34
Speights	11-1	155	28-58	.483	0-0	---	7-9	.778	13	31	44	6	18-0	5	8	7	63	5.7	19



## GRIZZLIES VS PACERS SERIES RECORDS

Record	W-L	Current Streak
Overall	11-21	Grizzlies, five wins
Home	8-9	Grizzlies, four wins
Road	3-12	Grizzlies, two wins

Last home win:	2/10/12 (98-92)
Last home loss:	11/3/07 (111-121)
Last road win:	12/26/10 (104-90)
Last road loss:	2/25/09 (99-104)
Largest margin of victory:	30, 3/21/06 (105-75)
Largest margin of defeat:	47, 12/4/96 (80-127)

## ALL-TIME SERIES

Season	W-L	Date	Results	Home	Visitor
2011-12	1-0	2/10/12	W	Grizzlies 98	Indiana 92
2010-11	2-0	3/19/11	W	Grizzlies 99	Indiana 78
		12/26/10	W	Indiana 90	Grizzlies 104
2009-10	2-0	12/30/09	W	Indiana 110	Grizzlies 121
		12/18/09	W	Grizzlies 107	Indiana 94
2008-09	1-1	2/25/09	L	Indiana 104	Grizzlies 99
		12/26/08	W	Grizzlies 108	Indiana 105
2007-08	1-1	1/2/08	W	Indiana 72	Grizzlies 90
		11/3/07	L	Grizzlies 111	Indiana 121
2006-07	0-2	2/14/07	L	Indiana 114	Grizzlies 104
		2/3/07	L	Grizzlies 110	Indiana 116
2005-06	1-1	3/21/06	W	Grizzlies 105	Indiana 75
		12/10/05	L	Indiana 80	Grizzlies 66
2004-05	0-2	2/13/05	L	Indiana 76	Grizzlies 73
		1/11/05	L	Grizzlies 85	Indiana 86
2003-04	1-1	3/20/04	W	Grizzlies 99	Indiana 95
		12/29/03	L	Indiana 94	Grizzlies 86

Season	W-L	Date	Results	Home	Visitor
2002-03	1-1	3/21/03	L	Indiana 101	Grizzlies 92
		2/18/03 (ot)	W	Grizzlies 108	Indiana 103
2001-02	1-1	3/7/02	W	Grizzlies 122	Indiana 111
		1/30/02	L	Indiana 83	Grizzlies 82
2000-01	0-2	3/23/01	L	Indiana 95	Grizzlies 75
		12/1/00 (ot)	L	Grizzlies 76	Indiana 86
1999-00	0-2	12/1/99	L	Grizzlies 89	Indiana 96
		11/26/99	L	Indiana 105	Grizzlies 86
1998-99	0-1	2/11/99	L	Grizzlies 97	Indiana 101
1997-98	0-2	3/3/98	L	Grizzlies 103	Indiana 111
		11/27/97	L	Indiana 106	Grizzlies 85
1996-97	0-2	12/4/96	L	Grizzlies 80	Indiana 127
		11/29/96	L	Indiana 104	Grizzlies 94
1995-96	0-2	3/22/96	L	Indiana 111	Grizzlies 94
		3/8/96	L	Grizzlies 80	Indiana 94

## 2011-12 SEASON SERIES STATISTICS

## MEMPHIS VS. INDIANA

PLAYER	G-GS	MIN	FG-FGA	PCT	3FG-FGA	PCT	FT-FTA	PCT	OFF	DEF	TOT	AST	PF-DQ	STL	TO	BLK	PTS	AVG	HI
Gay	1-1	38	8-15	.533	0-1	.000	5-6	.833	0	3	3	2	4-0	0	4	0	21	21.0	21
Speights	1-1	37	8-13	.615	0-0	---	3-5	.600	2	7	9	2	3-0	2	1	0	19	19.0	19
Conley	1-1	36	5-13	.385	0-2	.000	5-5	1.000	0	4	4	6	2-0	1	3	1	15	15.0	15
Gasol	1-1	35	4-8	.500	0-0	---	7-8	.875	1	6	7	4	4-0	2	0	3	15	15.0	15
Mayo	1-0	25	3-9	.333	1-4	.250	6-7	.857	1	4	5	2	4-0	2	0	0	13	13.0	13
Allen	1-0	23	2-4	.500	0-0	---	2-2	1.000	0	8	8	0	2-0	1	0	1	6	6.0	6
Pondexter	1-1	16	3-5	.600	0-1	.000	0-2	.000	0	0	0	0	3-0	0	0	1	6	6.0	6
Cunningham	1-0	18	1-3	.333	0-0	---	0-0	---	1	0	1	1	4-0	0	1	1	2	2.0	2
Haddadi	1-0	5	0-1	.000	0-1	.000	1-2	.500	0	0	0	1	0-0	1	0	0	1	1.0	1
Pargo	1-0	7	0-2	.000	0-0	---	0-0	---	0	0	0	1	0-0	0	0	0	0	0.0	0
GRIZZLIES	1	240	34-73	.466	1-9	.111	29-37	.784	5	32	37	19	26-0	9	10	7	98	98.0	98

## INDIANA VS. MEMPHIS

PLAYER	G-GS	MIN	FG-FGA	PCT	3FG-FGA	PCT	FT-FTA	PCT	OFF	DEF	TOT	AST	PF-DQ	STL	TO	BLK	PTS	AVG	HI
West	1-1	32	8-13	.615	0-0	---	6-10	.600	3	10	13	1	5-0	2	2	1	22	22.0	22
Granger	1-1	31	7-15	.467	4-5	.800	1-2	.500	3	1	4	1	5-0	1	2	0	19	19.0	19
Jones	1-0	18	1-3	.333	1-2	.500	7-8	.875	0	1	1	2	2-0	0	0	0	10	10.0	10
Collison	1-1	39	4-8	.500	1-3	.333	0-1	.000	1	0	1	5	2-0	0	2	0	9	9.0	9
George	1-1	34	2-13	.154	0-4	.000	4-4	1.000	1	9	10	2	2-0	0	3	1	8	8.0	8
Hansbrough	1-0	20	2-7	.286	0-0	---	3-4	.750	1	1	2	1	3-0	0	2	0	7	7.0	7
Foster	1-0	13	2-3	.667	0-0	---	2-2	1.000	2	5	7	0	4-0	0	0	0	6	6.0	6
Hibbert	1-1	31	1-7	.143	0-0	---	3-6	.500	3	4	7	1	4-0	0	1	0	5	5.0	5
Stephenson	1-0	13	2-4	.500	0-0	---	0-0	---	1	1	2	0	2-0	0	1	1	4	4.0	4
Price	1-0	9	1-5	.200	0-2	.000	0-0	---	1	0	1	1	0-0	0	1	0	2	2.0	2
PACERS	1	240	30-78	.385	6-16	.375	26-37	.703	16	32	48	14	29-0	3	15	3	92	92.0	92



# LOS ANGELES CLIPPERS



STAPLES Center – 19,060 (1999)  
 Team Address: 6951 S. Centinela Ave.  
 Playa Vista, CA 90094  
 (310) 862-6000  
[www.clippers.com](http://www.clippers.com)

## SCHEDULE

Wednesday, October 31, 2012 at Los Angeles  
 Monday, January 14, 2013 at Memphis  
 Wednesday, March 13, 2013 at Los Angeles  
 Saturday, April 13, 2013 at Memphis

## DIRECTORY

**Chairman of the Board,**  
**Owner and NBA Governor:** Donald T. Sterling  
**President and NBA Governor:** Andy Roeser  
**Vice President of**  
**Basketball Operations:** Gary Sacks  
**Head Coach:** Vinny Del Negro  
**Assistant Coaches:** Marc Iavaroni  
 Bob Ociepa  
 Robert Pack  
**Head Athletic Trainer:** Jasen Powell  
**Communications Staff:** Joe Safety  
 Rob Raichlen  
 Seth Burton  
 Ta'Nisha Cooper  
 Steven Esparza

## GENERAL INFORMATION

**Radio – KFWB News Talk (980 AM):** Brian Sieman (play-by-play –  
 televised games)  
 Ralph Lawler (play-by-play)  
 Michael Smith (analyst)  
**Television – Prime Ticket:** Ralph Lawler (play-by-play)  
 Michael Smith (analyst)  
**Spanish Radio –**  
**ESPN Deportes (1330 AM):** Celso Gaspar (play-by-play)  
**Team Colors:** Red, White, Blue

## BACKGROUND

Founded: 1970-71 (Buffalo Braves)  
 NBA Seasons: 42  
 All-Time NBA Regular Season Record: 1,247-2,149 (.367)  
 2011-12 Record: 40-26 (2nd in Pacific Division)  
 2012 Playoffs: Eliminated by San Antonio (4-0)  
 in the Western Conference Semifinals

## GRIZZLIES PLAYERS CAREER STATS VS. L.A. CLIPPERS

PLAYER	G-GS	MIN	FG-FGA	PCT	3FG-FGA	PCT	FT-FTA	PCT	OFF	DEF	TOT	AST	PF-DQ	STL	TO	BLK	PTS	AVG	HI
Allen	13-7	350	41-103	.398	2-11	.182	35-46	.761	16	34	50	25	31-0	28	23	12	119	9.2	17
Arthur	6-3	115	15-42	.357	0-0	---	5-6	.833	6	19	25	9	20-1	8	8	2	35	5.8	12
Bayless	11-0	176	23-68	.338	8-24	.333	19-25	.760	1	7	8	37	21-0	9	16	1	73	6.6	15
Conley	15-14	412	63-145	.434	14-36	.389	28-34	.824	7	29	36	66	37-1	19	31	3	168	11.2	20
Ellington	9-0	139	19-45	.422	6-13	.462	4-6	.667	4	8	12	4	11-1	3	4	0	48	5.3	18
Gasol	14-13	480	77-139	.554	0-2	.000	36-47	.766	36	90	126	52	44-0	24	26	24	190	13.6	26
Gay	18-17	660	140-267	.524	21-52	.404	67-91	.736	19	76	95	26	49-0	23	52	8	368	20.4	35
Haddadi	7-0	29	6-10	.600	0-0	---	4-5	.800	4	6	10	1	9-0	1	2	1	16	2.3	10
Pondexter	6-1	89	10-22	.455	4-6	.667	3-4	.750	8	4	12	3	6-0	3	3	0	27	4.5	9
Randolph	27-20	829	154-355	.434	3-10	.300	82-108	.759	80	160	240	54	62-0	15	47	8	393	14.6	35
Selby	1-0	14	2-3	.667	0-0	---	2-2	1.000	0	0	0	1	2-0	1	2	0	6	6.0	6
Speights	7-2	122	29-53	.547	0-1	.000	9-13	.692	16	16	32	4	19-0	2	9	1	67	9.6	28





## GRIZZLIES VS CLIPPERS SERIES RECORDS

<b>Record</b>	<b>W-L</b>	<b>Current Streak</b>	<b>Last home win:</b> 4/9/12 (94-85)
Overall	33-32	Grizzlies, one win	<b>Last home loss:</b> 4/5/11 (81-82)
Home	21-11	Grizzlies, one win	<b>Last road win:</b> 12/11/10 (84-83)
Road	12-21	LA Clippers, three wins	<b>Last road loss:</b> 3/24/12 (85-101)
			<b>Largest margin of victory:</b> 23 (twice), 3/14/11 (105-82)*
			<b>Largest margin of defeat:</b> 21 (twice), 2/6/09 (105-126)*

\* Most recent occurrence

## ALL-TIME SERIES

Season	W-L	Date	Results	Home	Visitor	Season	W-L	Date	Results	Home	Visitor		
2011-12	1-2	4/9/12	W	Grizzlies	94 LA Clippers	85	2002-03	2-2	4/8/03	W	Grizzlies	111 LA Clippers	108
		3/24/12	L	LA Clippers	101 Grizzlies	85			3/30/03	L	LA Clippers	102 Grizzlies	100
		1/26/12	L	LA Clippers	98 Grizzlies	91			1/8/03	L	LA Clippers	103 Grizzlies	95
2010-11	2-2	4/14/11	L	LA Clippers	110 Grizzlies	103			1/3/03	W	Grizzlies	116 LA Clippers	111
		4/5/11	L	Grizzlies	81 LA Clippers	82	2001-02	1-3	4/16/02	L	LA Clippers	92 Grizzlies	84
		3/14/11	W	Grizzlies	105 LA Clippers	82			2/25/02	L	Grizzlies	77 LA Clippers	90
		12/11/10	W	LA Clippers	83 Grizzlies	84			1/28/02 (ot)	W	Grizzlies	119 LA Clippers	115
2009-10	2-2	1/12/10	W	Grizzlies	104 LA Clippers	102			11/7/01	L	LA Clippers	108 Grizzlies	92
		11/29/09	L	LA Clippers	98 Grizzlies	88	2000-01	2-2	4/4/01	W	Grizzlies	86 LA Clippers	78
		11/18/09	W	Grizzlies	106 LA Clippers	91			12/23/00	L	LA Clippers	92 Grizzlies	90
		11/7/09	L	LA Clippers	113 Grizzlies	110			11/16/00	L	Grizzlies	72 LA Clippers	76
2008-09	2-1	3/4/09	W	LA Clippers	95 Grizzlies	118			11/2/00	W	LA Clippers	91 Grizzlies	99
		2/6/09	L	Grizzlies	105 LA Clippers	126	1999-00	3-1	2/10/00	W	LA Clippers	90 Grizzlies	112
		12/5/08	W	Grizzlies	91 LA Clippers	83			12/19/99	W	Grizzlies	85 LA Clippers	84
2007-08	1-3	2/29/08	L	LA Clippers	110 Grizzlies	97			12/13/99	W	LA Clippers	102 Grizzlies	90
		2/20/08	L	LA Clippers	100 Grizzlies	86			11/14/99	W	Grizzlies	109 LA Clippers	89
		1/26/08 (ot)	W	Grizzlies	125 LA Clippers	120	1998-99	3-1	4/24/99	L	LA Clippers	105 Grizzlies	96
		12/14/07	L	Grizzlies	91 LA Clippers	98			4/21/99	W	Grizzlies	97 LA Clippers	94
2006-07	0-3	1/20/07	L	LA Clippers	112 Grizzlies	91			2/16/99	W	LA Clippers	89 Grizzlies	93
		12/9/06	L	Grizzlies	82 LA Clippers	89			2/10/99	W	Grizzlies	105 LA Clippers	99
		11/29/06	L	LA Clippers	105 Grizzlies	90	1997-98	3-1	4/7/98	W	LA Clippers	94 Grizzlies	110
2005-06	3-1	4/18/06	W	Grizzlies	101 LA Clippers	95			3/23/98	W	Grizzlies	106 LA Clippers	95
		3/23/06	W	Grizzlies	95 LA Clippers	85			1/7/98	L	LA Clippers	110 Grizzlies	102
		3/5/06	W	LA Clippers	86 Grizzlies	102			11/11/97	W	Grizzlies	119 LA Clippers	113
		2/10/06	L	LA Clippers	91 Grizzlies	87	1996-97	0-4	3/25/97 (ot)	L	LA Clippers	110 Grizzlies	104
2004-05	3-1	3/7/05	W	LA Clippers	102 Grizzlies	105			2/26/97	L	Grizzlies	80 LA Clippers	83
		2/3/05	L	Grizzlies	103 LA Clippers	100			1/30/97	L	LA Clippers	100 Grizzlies	94
		12/27/05	W	Grizzlies	96 LA Clippers	76			11/12/96 (2ot)	L	Grizzlies	92 LA Clippers	99
		12/19/05	W	LA Clippers	82 Grizzlies	92	1995-96	1-3	4/21/96	W	LA Clippers	101 Grizzlies	108
2003-04	4-0	3/12/04	W	Grizzlies	98 LA Clippers	89			1/7/96	L	Grizzlies	93 LA Clippers	101
		3/6/04	W	LA Clippers	92 Grizzlies	98			11/16/95	L	LA Clippers	103 Grizzlies	98
		2/11/04	W	Grizzlies	110 LA Clippers	102			11/10/95	L	Grizzlies	91 LA Clippers	98
		1/11/04 (2ot)	W	LA Clippers	107 Grizzlies	108							

## 2011-12 SEASON SERIES STATISTICS

### MEMPHIS VS. L.A. CLIPPERS

PLAYER	G-GS	MIN	FG-FGA	PCT	3FG-FGA	PCT	FT-FTA	PCT	OFF	DEF	TOT	AST	PF-DQ	STL	TO	BLK	PTS	AVG	H
Gay	3-3	106	19-37	.514	5-11	.455	8-12	.667	4	11	15	4	6-0	1	14	1	51	17.0	24
Gasol	3-3	109	14-36	.389	0-2	.000	14-15	.933	10	17	27	15	10-0	2	5	2	42	14.0	18
Mayo	3-0	84	15-40	.375	7-17	.412	3-6	.500	4	5	9	12	10-0	3	3	40	13.3	14	
Allen	2-2	59	6-14	.429	1-1	1.000	12-14	.857	3	5	8	3	2-0	1	4	1	25	12.5	14
Randolph	2-1	68	10-27	.370	0-0	---	4-6	.667	6	14	20	3	5-0	2	4	0	24	12.0	14
Conley	3-3	90	10-26	.385	2-6	.333	4-4	1.000	2	9	11	19	11-7	7	6	1	26	8.7	13
Speights	3-2	45	10-16	.625	0-0	---	1-2	.500	3	11	14	2	9-0	0	3	0	21	7.0	12
Pondexter	3-1	64	6-15	.400	3-5	.600	3-4	.750	7	3	10	2	4-0	3	3	0	18	6.0	9
Selby	1-0	14	2-3	.667	0-0	---	2-2	1.000	0	0	0	1	2-0	1	2	0	6	6.0	6
Arenas	2-0	32	2-8	.250	0-2	.000	0-0	---	0	1	1	2	6-0	1	3	0	4	2.0	2
Cunningham	3-0	31	3-8	.375	0-0	---	0-0	---	1	4	5	1	4-0	0	0	2	6	2.0	4
Pargo	2-0	8	1-3	.333	1-2	.500	0-0	---	1	0	1	1	1-0	0	1	0	3	1.5	3
Haddadi	3-0	10	2-3	.667	0-0	---	0-0	---	2	4	6	0	4-0	0	1	0	4	1.3	2
GRIZZLIES	3	720	100-236	.424	19-46	.413	51-65	.785	43	84	127	65	74-1	21	54	10	270	90.0	94

### L.A. CLIPPERS VS. MEMPHIS

PLAYER	G-GS	MIN	FG-FGA	PCT	3FG-FGA	PCT	FT-FTA	PCT	OFF	DEF	TOT	AST	PF-DQ	STL	TO	BLK	PTS	AVG	HI
Griffin	3-3	112	23-37	.622	0-2	.000	13-23	.565	5	20	25	16	7-0	2	8	3	59	19.7	20
Paul	3-3	113	16-41	.390	3-12	.250	23-27	.852	1	10	11	26	10-0	7	5	0	58	19.3	21
Williams	1-0	30	8-15	.533	2-5	.400	0-0	---	1	2	3	2	4-0	4	0	0	18	18.0	18
Foye	3-2	82	12-30	.400	6-16	.375	6-7	.857	0	8	8	5	7-0	2	3	1	36	12.0	18
Butler	3-3	88	14-29	.483	4-8	.500	2-2	1.000	1	8	9	4	6-0	5	4	0	34	11.3	17
Jordan	3-3	105	13-21	.619	0-0	---	3-6	.500	14	15	29	0	9-0	1	3	6	29	9.7	14
Billups	1-1	23	4-10	.400	1-4	.250	0-0	---	0	2	2	3	2-0	0	4	0	9	9.0	9
Young	2-0	45	6-18	.333	0-3	.000	4-5	.800	2	2	4	1	3-0	2	0	1	16	8.0	16
Bledsoe	2-0	33	4-8	.500	1-2	.500	2-2	1.000	0	2	2	4	1-0	2	3	2	11	5.5	11
Martin	2-0	37	3-10	.300	0-0	---	2-4	.500	3	5	8	0	3-0	0	1	0	8	4.0	4
Simmons	1-0	11	1-3	.333	1-2	.500	0-0	---	0	0	0	1	1-0	0	0	0	3	3.0	3
Evans	2-0	17	1-2	.500	0-0	---	1-2	.500	1	4	5	1	4-0	2	1	0	3	1.5	3
Gomes	1-0	11	0-4	.000	0-2	.000	0-0	---	0	1	1	0	0-0	2	2	0	0	0.0	0
Jones	1-0	13	0-0	---	0-0	---	0-0	---	2	0	2	0	0-0	0	2	0	0	0.0	0
Thompson	1-0	2	0-0	---	0-0	---	0-0	---	0	0	0	0	0-0	0	1	0	0	0.0	0
CLIPPERS	3	720	105-228	.461	18-56	.321	56-78	.718	30	79	109	63	57-0	29	40	13	284	94.7	101



# LOS ANGELES LAKERS



STAPLES Center – 18,997 (1999)

Team Address: 555 N. Nash St.

El Segundo, CA 90245

(310) 426-6000

www.lakers.com

## SCHEDULE

Friday, November 23, 2012 at Memphis

Wednesday, January 23, 2013 at Memphis

Friday, April 5, 2013 at Los Angeles

## DIRECTORY

**Owner, President, Governor & Director:** Dr. Jerry H. Buss

**Co-Owners:** Phillip F. Anschutz  
Edward P. Roski, Jr.  
Dr. Patrick Soon-Shiong

**Director:** Tim Leiweke

**General Manager:** Mitch Kupchak

**Executive Vice President of Player**

**Personnel/Alternate Governor:** Jim Buss

**Head Coach:** Mike Brown

**Assistant Coaches:** Bernie Bickerstaff  
Steve Clifford  
Eddie Jordan  
Darvin Ham  
Chuck Person

**Head Athletic Trainer:** Gary Vitti

**Public Relations Staff:** John Black  
Alison Bogli  
Josh Rupperecht  
Nick Mazzella  
Matt Fleer

## GENERAL INFORMATION

**Radio – 710 AM ESPN Radio:** John Ireland (play-by-play)  
Mychal Thompson (analyst)

**Spanish Radio – 1330 AM ESPN Deportes:** Fernando Gonzalez (play-by-play)  
Pepe Mantilla (analyst)

**Television – Time Warner**

**Cable SportsNet:** Bill Macdonald (play-by-play)  
Stu Lantz (analyst)

**Spanish Television –**

**Time Warner Cable Deportes:** Adrian Garcia Marquez  
(play-by-play)  
Francisco Pinto (analyst)

**Team Colors:** Purple, Gold

## BACKGROUND

Founded (BAA/NBA): 1947-48/1948-49 (Minneapolis)

NBA Seasons: 64

All-Time NBA Regular Season Record: 3,125-1,916 (.620)

2011-12 Record: 41-25 (1st in Pacific Division)

2012 Playoffs: Eliminated by Oklahoma City (4-1)  
in the Western Conference Semifinals

## GRIZZLIES PLAYERS CAREER STATS VS. L.A. LAKERS

PLAYER	G-GS	MIN	FG-FGA	PCT	3FG-FGA	PCT	FT-FTA	PCT	OFF	DEF	TOT	AST	PF-DQ	STL	TO	BLK	PTS	AVG	HI
Allen	16-6	293	50-112	.446	2-15	.133	23-24	.958	16	15	31	24	46-2	20	21	7	125	7.8	18
Arthur	7-4	150	24-51	.471	0-1	.000	3-6	.500	13	22	35	6	14-0	7	8	5	51	7.3	11
Bayless	7-1	105	14-39	.359	2-7	.286	21-28	.750	1	17	18	12	11-0	3	10	1	51	7.3	21
Conley	17-16	570	73-179	.408	22-51	.431	25-36	.694	7	49	56	96	23-0	27	28	0	193	11.4	28
Ellington	9-0	118	15-39	.385	4-15	.267	1-1	1.000	1	11	12	8	5-0	0	4	1	35	3.9	10
Gasol	14-14	498	53-135	.393	0-3	.000	40-52	.769	39	91	130	43	47-0	17	23	24	146	10.4	20
Gay	20-19	741	143-309	.463	23-61	.377	44-56	.786	20	87	107	42	46-1	27	44	29	353	17.7	30
Haddadi	5-0	37	7-12	.583	0-1	.000	6-7	.857	4	8	12	1	8-0	0	3	6	20	4.0	10
Pondexter	7-1	130	17-36	.472	4-10	.400	2-2	1.000	3	10	13	3	16-0	2	3	3	40	5.7	14
Randolph	28-19	794	155-363	.427	5-15	.333	72-92	.783	70	169	239	56	61-0	25	51	7	387	13.8	36
Selby	1-0	0	0-0	---	0-0	---	0-0	---	0	0	0	0	0-0	0	0	0	0	0.0	0
Speights	8-2	133	29-64	.453	0-1	.000	9-10	.900	12	15	27	8	19-0	4	6	2	67	8.4	25



## GRIZZLIES VS LAKERS SERIES RECORDS

Record	W-L	Current Streak
Overall	17-46	Grizzlies, one win
Home	10-21	LA Lakers, two wins
Road	7-25	Grizzlies, one win

Last home win:	11/30/10 (98-96)
Last home loss:	3/13/12 (111-116, 2ot)
Last road win:	3/25/12 (102-96)
Last road loss:	11/2/10 (105-124)
Largest margin of victory:	23, 11/10/04 (110-87)
Largest margin of defeat:	39, 1/14/02 (81-120)

## ALL-TIME SERIES

Season	W-L	Date	Results	Home	Visitor	Season	W-L	Date	Results	Home	Visitor				
2011-12	1-2	3/25/12	W	LA Lakers	96	Grizzlies	2001-02	1-3	2/1/02	L	Grizzlies	85	LA Lakers	100	
		3/13/12 (2ot)	L	Grizzlies	111	LA Lakers			116	1/14/02	L	LA Lakers	120	Grizzlies	81
		18/12	L	LA Lakers	90	Grizzlies			82	12/21/01	W	Grizzlies	114	LA Lakers	108
2010-11	2-2	2/7/11	L	Grizzlies	84	LA Lakers	93	2000-01	0-4	11/9/01	L	LA Lakers	110	Grizzlies	86
		12/11	W	LA Lakers	85	Grizzlies	104			3/3/01	L	Grizzlies	88	LA Lakers	98
		11/30/10	W	Grizzlies	98	LA Lakers	96			1/15/01 (ot)	L	LA Lakers	113	Grizzlies	112
2009-10	1-2	11/2/10	L	LA Lakers	124	Grizzlies	105	1999-00	0-4	12/15/00	L	LA Lakers	98	Grizzlies	76
		2/23/10	L	Grizzlies	98	LA Lakers	99			11/4/00	L	Grizzlies	89	LA Lakers	98
		2/1/10	W	Grizzlies	95	LA Lakers	93			3/29/00	L	Grizzlies	99	LA Lakers	108
2008-09	0-4	11/6/09	L	LA Lakers	114	Grizzlies	98	1998-99	1-2	3/1/00	L	LA Lakers	103	Grizzlies	91
		4/12/09	L	LA Lakers	92	Grizzlies	75			12/11/99	L	Grizzlies	94	LA Lakers	106
		3/3/09	L	LA Lakers	99	Grizzlies	89			11/3/99	L	LA Lakers	103	Grizzlies	88
2007-08	1-2	1/31/09	L	Grizzlies	98	LA Lakers	115	1997-98	0-4	4/19/99	L	LA Lakers	117	Grizzlies	102
		12/22/08	L	Grizzlies	96	LA Lakers	105			3/29/99	L	LA Lakers	116	Grizzlies	98
		3/28/08	W	LA Lakers	111	Grizzlies	114			2/23/99	W	Grizzlies	93	LA Lakers	83
2006-07	2-2	11/3/08	L	LA Lakers	100	Grizzlies	99	1996-97	0-4	4/8/98	L	LA Lakers	113	Grizzlies	102
		18/08	L	Grizzlies	101	LA Lakers	117			3/15/98	L	Grizzlies	110	LA Lakers	119
		3/27/07	W	LA Lakers	86	Grizzlies	88			1/6/98	L	Grizzlies	87	LA Lakers	100
2005-06	3-1	3/22/07	L	Grizzlies	119	LA Lakers	121	1995-96	0-4	11/16/97	L	LA Lakers	121	Grizzlies	95
		1/9/07	W	Grizzlies	128	LA Lakers	118			3/27/97 (ot)	L	Grizzlies	98	LA Lakers	102
		11/12/06	L	LA Lakers	91	Grizzlies	81			2/21/97	L	LA Lakers	99	Grizzlies	91
2004-05	3-0	2/11/06	W	LA Lakers	99	Grizzlies	100	1994-95	0-4	1/14/97	L	LA Lakers	91	Grizzlies	81
		12/28/05 (ot)	W	LA Lakers	99	Grizzlies	100			1/5/97	L	Grizzlies	82	LA Lakers	95
		12/14/05	L	Grizzlies	79	LA Lakers	94			4/5/96	L	LA Lakers	104	Grizzlies	94
2003-04	2-2	11/14/05	W	Grizzlies	85	LA Lakers	73	1993-94	0-4	2/28/96	L	Grizzlies	80	LA Lakers	99
		4/3/05	W	Grizzlies	102	LA Lakers	82			12/1/95	L	LA Lakers	113	Grizzlies	100
		12/20/04	W	LA Lakers	72	Grizzlies	82			11/17/95	L	Grizzlies	91	LA Lakers	114
2002-03	0-4	11/10/04	W	Grizzlies	110	LA Lakers	87	1992-93	0-4						
		4/9/04	L	LA Lakers	103	Grizzlies	95								
		1/21/04	W	Grizzlies	88	LA Lakers	82								
2001-02	1-3	11/23/03	L	LA Lakers	121	Grizzlies	89	1991-92	0-4						
		11/10/03	W	Grizzlies	105	LA Lakers	95								
		4/4/03	L	Grizzlies	101	LA Lakers	102								
2000-01	0-4	3/31/03	L	LA Lakers	110	Grizzlies	94	1990-91	0-4						
		12/3/02	L	LA Lakers	101	Grizzlies	91								
		11/29/02 (ot)	L	Grizzlies	106	LA Lakers	112								

## 2011-12 SEASON SERIES STATISTICS

### MEMPHIS VS. L.A. LAKERS

PLAYER	G-GS	MIN	FG-FGA	PCT	3FG-FGA	PCT	FT-FTA	PCT	OFF	DEF	TOT	AST	PF-DQ	STL	TO	BLK	PTS	AVG	HI
Gay	2-2	78	17-33	.515	2-5	.400	1-1	1.000	1	5	6	5	2-0	3	2	3	37	18.5	19
Speights	3-2	97	23-46	.500	0-0	---	6-7	.857	9	9	18	7	10-0	3	4	1	52	17.3	25
Mayo	3-0	85	20-51	.392	2-14	.143	3-6	.500	2	12	14	5	6-0	5	7	1	45	15.0	16
Allen	3-3	62	14-27	.519	1-4	.250	5-5	1.000	2	5	7	7	8-0	7	1	1	34	11.3	18
Conley	3-3	128	16-38	.421	2-8	.250	0-0	---	2	7	9	27	3-0	8	6	0	34	11.3	13
Gasol	3-3	128	14-43	.326	0-3	.000	2-4	.500	6	22	28	13	11-0	7	3	3	30	10.0	20
Randolph	1-0	28	5-9	.556	0-0	---	0-0	---	4	8	12	3	4-0	1	0	0	10	10.0	10
Pondexter	3-0	61	12-18	.667	2-4	.500	0-0	---	3	6	9	1	9-0	2	1	0	26	8.7	14
Haddadi	2-0	19	5-7	.714	0-0	---	0-0	---	3	5	8	0	5-0	0	2	4	10	5.0	10
Cunningham	3-1	29	4-8	.500	0-0	---	0-0	---	2	2	4	0	4-0	3	0	0	8	2.7	8
Young	2-1	35	2-8	.250	0-0	---	0-0	---	3	4	7	1	4-0	2	0	0	4	2.0	4
Pargo	3-0	25	2-7	.286	0-3	.000	1-2	.500	0	1	1	5	1-0	1	4	0	5	1.7	5
Selby	1-0	0	0-0	---	0-0	---	0-0	---	0	0	0	0	0-0	0	0	0	0	0.0	0
GRIZZLIES	3	770	134-295	.454	9-41	.220	18-25	.720	37	86	123	74	67-0	42	31	13	295	98.3	111

### L.A. LAKERS VS. MEMPHIS

PLAYER	G-GS	MIN	FG-FGA	PCT	3FG-FGA	PCT	FT-FTA	PCT	OFF	DEF	TOT	AST	PF-DQ	STL	TO	BLK	PTS	AVG	HI
Bynum	3-3	123	31-48	.646	1-1	1.000	19-24	.792	9	26	35	3	6-0	4	13	3	82	27.3	37
Bryant	3-3	128	29-62	.468	3-13	.231	17-21	.810	3	11	14	17	3-0	3	10	1	78	26.0	34
Sessions	1-1	36	4-9	.444	2-3	.667	8-8	1.000	0	2	2	5	2-0	2	3	0	18	18.0	18
Gasol	3-3	124	15-37	.405	0-1	.000	13-14	.929	5	29	34	15	3-0	4	6	4	43	14.3	16
Barnes	3-1	77	8-16	.500	3-6	.500	7-10	.700	5	12	17	5	7-0	1	6	4	26	8.7	15
Blake	3-0	76	9-15	.600	7-12	.583	0-0	---	0	9	9	8	5-0	2	11	2	25	8.3	13
Fisher	2-2	46	2-8	.250	2-5	.400	2-2	1.000	0	2	2	5	2-0	0	6	0	8	4.0	8
World Peace	3-2	84	4-19	.211	1-11	.091	3-6	.500	5	7	12	6	3-0	2	3	1	12	4.0	5
Murphy	3-0	42	4-8	.500	0-3	.000	0-0	---	2	8	10	2	3-0	1	2	0	8	2.7	6
Goudelock	2-0	16	1-5	.200	0-2	.000	0-0	---	0	1	1	1	2-0	0	1	0	2	1.0	2
McRoberts	2-0	18	0-3	.000	0-0	---	0-0	---	2	4	6	2	1-0	0	0	0	0	0.0	0
LAKERS	3	770	107-230	.465	19-57	.333	69-85	.812	31	111	142	69	37-0	19	61	15	302	100.7	116



# MIAMI



## MIAMI HEAT

AmericanAirlines Arena – 19,600 (2000)  
601 Biscayne Blvd.  
Miami, FL 33132  
(786) 777-4328  
www.heat.com

## SCHEDULE

Sunday, November 11, 2012 at Memphis  
Friday, March 1, 2013 at Miami

# 12-13

OPPONENTS

## DIRECTORY

**Managing General Partner:** Micky Arison  
**Chief Executive Officer:** Nick Arison  
**President:** Pat Riley  
**Senior Vice President, Basketball Operations/Assistant General Manager:** Andy Elisburg  
**Head Coach:** Erik Spoelstra  
**Assistant Coaches:** Bob McAdoo  
Keith Askins  
Ron Rothstein  
David Fizdale  
Chad Kammerer  
**Assistant Coach/Advance Scout:** Octavio De La Grana  
**Head Athletic Trainer/Travel Coordinator:** Jay Sabol  
**Assistant Coach/Strength and Conditioning:** Bill Foran  
**Sports Media Relations Staff:** Tim Donovan  
Rob Wilson  
Michael Lissack  
Nick Maiorana

## GENERAL INFORMATION

**Radio – The Ticket (790 AM):** Mike Inglis (play-by-play)  
John Crotty (analyst)  
**Spanish Radio – WQBA (1140 AM):** José Pañeda (play-by-play)  
Joe Pujala (analyst)  
**Cable Television – Sun Sports:** Eric Reid (play-by-play)  
Tony Fiorentino (analyst)  
Jason Jackson (host/sidelines)  
**Team Colors:** Red, Yellow, Black, White

## BACKGROUND

Founded: 1988-89  
NBA Seasons: 24  
All-Time NBA Regular Season Record: 965-955 (.503)  
2011-12 Record: 46-20 (1st in Southeast Division)  
2012 Playoffs: Defeated Oklahoma City (4-1) to win the NBA Finals

## GRIZZLIES PLAYERS CAREER STATS VS. MIAMI

PLAYER	G-GS	MIN	FG-FGA	PCT	3FG-FGA	PCT	FT-FTA	PCT	OFF	DEF	TOT	AST	PF-DQ	STL	TO	BLK	PTS	AVG	HI
Allen	14-5	247	30-73	.411	3-9	.333	28-33	.848	12	23	35	10	34-0	17	19	4	91	6.5	20
Arthur	5-3	93	15-32	.469	0-0	---	5-6	.833	2	15	17	1	11-0	3	5	4	35	7.0	14
Bayless	8-2	162	16-46	.348	6-16	.375	17-19	.895	2	16	18	14	16-0	4	13	2	55	6.9	21
Conley	9-8	310	34-81	.420	10-23	.435	22-28	.786	6	31	37	49	14-1	13	25	1	100	11.1	16
Dupree	5-0	98	12-27	.444	1-1	1.000	10-14	.714	10	18	28	5	9-0	2	5	2	35	7.0	18
Ellington	5-1	111	14-36	.389	5-13	.385	4-8	.500	2	12	14	3	8-0	4	8	0	37	7.4	12
Gasol	7-6	236	35-58	.603	0-1	.000	18-27	.667	16	45	61	15	18-0	8	9	11	88	12.6	22
Gay	10-8	338	66-155	.426	8-32	.250	34-48	.708	11	40	51	19	18-0	14	20	4	174	17.4	41
Haddadi	3-0	15	1-5	.200	0-1	.000	0-0	---	0	4	4	0	2-0	0	2	1	2	0.7	2
Pondexter	2-1	33	2-7	.286	0-3	.000	0-0	---	1	3	4	0	1-0	1	0	0	4	2.0	4
Randolph	21-16	655	150-316	.475	4-14	.286	53-70	.757	61	135	196	36	53-1	13	37	13	357	17.0	27
Speights	10-1	161	34-67	.507	0-0	---	9-13	.692	15	26	41	7	26-0	2	6	5	77	7.7	15



## GRIZZLIES VS HEAT SERIES RECORDS

Record	W-L	Current Streak
Overall	13-18	Grizzlies, one win
Home	7-8	Grizzlies, one win
Road	6-10	Grizzlies, one win

Last home win:	11/20/10 (97-95)
Last home loss:	2/19/10 (87-100, 2ot)
Last road win:	4/6/12 (97-82)
Last road loss:	3/12/11 (85-118)
Largest margin of victory:	28, 12/13/09 (118-90)
Largest margin of defeat:	33, 3/12/11 (85-118)

## ALL-TIME SERIES

Season	W-L	Date	Results	Home	Visitor	Season	W-L	Date	Results	Home	Visitor
2011-12	1-0	4/6/12	W	Miami	82 Grizzlies 97	2002-03	2-0	2/28/03 (ot)	W	Grizzlies 126	Miami 116
2010-11	1-1	3/12/11	L	Miami	118 Grizzlies 85			12/10/02	W	Miami 96	Grizzlies 107
		11/20/10	W	Grizzlies	97 Miami 95	2001-02	1-1	3/9/02	L	Grizzlies 88	Miami 93
2009-10	1-1	2/19/10 (2ot)	L	Grizzlies	87 Miami 100			12/28/01	W	Miami 86	Grizzlies 91
		12/13/09	W	Miami	90 Grizzlies 118	2000-01	0-2	3/17/01	L	Miami 95	Grizzlies 81
2008-09	1-1	3/23/09	L	Miami	94 Grizzlies 82			1/19/01	L	Grizzlies 86	Miami 97
		12/14/08	W	Grizzlies	102 Miami 86	1999-00	1-1	1/16/00	L	Grizzlies 83	Miami 94
2007-08	2-0	4/11/08	W	Miami	91 Grizzlies 96			1/4/00	W	Miami 87	Grizzlies 91
		1/6/08	W	Grizzlies	101 Miami 94	1998-99	---	No games			
2006-07	0-2	12/16/06	L	Miami	98 Grizzlies 90	1997-98	0-2	3/18/98	L	Miami 94	Grizzlies 91
		12/2/06	L	Grizzlies	97 Miami 98			1/1/98	L	Grizzlies 90	Miami 96
2005-06	0-2	1/24/06	L	Miami	94 Grizzlies 82	1996-97	0-2	3/14/97	L	Miami 88	Grizzlies 82
		11/2/05	L	Grizzlies	78 Miami 97			11/20/96	L	Grizzlies 75	Miami 94
2004-05	1-1	4/8/05	W	Grizzlies	97 Miami 81	1995-96	1-1	1/13/96	W	Grizzlies 69	Miami 65
		12/10/04	L	Miami	92 Grizzlies 84			11/25/95	L	Miami 111	Grizzlies 91
2003-04	1-1	12/19/03	W	Grizzlies	97 Miami 83						
		12/12/03	L	Miami	91 Grizzlies 88						

## 2011-12 SEASON SERIES STATISTICS

### MEMPHIS VS. MIAMI

PLAYER	G-GS	MIN	FG-FGA	PCT	3FG-FGA	PCT	FT-FTA	PCT	OFF	DEF	TOT	AST	PF-DQ	STL	TO	BLK	PTS	AVG	HI
Gay	1-1	37	8-19	.421	0-2	.000	1-2	.500	2	1	3	1	3-0	3	2	0	17	17.0	17
Conley	1-1	35	5-8	.625	3-4	.750	2-2	1.000	0	1	1	4	1-0	3	2	0	15	15.0	15
Speights	1-1	25	6-9	.667	0-0	---	3-3	1.000	1	4	5	1	4-0	0	2	1	15	15.0	15
Randolph	1-0	29	6-17	.353	0-1	.000	2-2	1.000	5	9	14	2	1-0	1	0	0	14	14.0	14
Arenas	1-0	12	4-5	.800	4-5	.800	0-0	---	0	0	0	1	4-0	0	1	0	12	12.0	12
Gasol	1-1	36	3-7	.429	0-0	---	4-5	.800	0	9	9	2	3-0	1	1	3	10	10.0	10
Mayo	1-0	29	4-10	.400	1-3	.333	1-1	1.000	1	3	4	6	0-0	0	2	1	10	10.0	10
Pondexter	1-1	23	2-4	.500	0-2	.000	0-0	---	1	1	2	0	0-0	0	0	0	4	4.0	4
Cunningham	1-0	12	0-2	.000	0-0	---	0-2	.000	2	2	4	3	1-0	0	0	1	0	0.0	0
Haddadi	1-0	1	0-0	---	0-0	---	0-0	---	0	0	0	0	0-0	0	0	0	0	0.0	0
Pargo	1-0	1	0-1	.000	0-0	---	0-0	---	0	0	0	0	0-0	0	0	0	0	0.0	0
GRIZZLIES	1	240	38-82	.463	8-17	.471	13-17	.765	12	30	42	20	17-0	8	12	6	97	97.0	97

### MIAMI VS. MEMPHIS

PLAYER	G-GS	MIN	FG-FGA	PCT	3FG-FGA	PCT	FT-FTA	PCT	OFF	DEF	TOT	AST	PF-DQ	STL	TO	BLK	PTS	AVG	HI
James	1-1	38	8-19	.421	2-6	.333	3-4	.750	2	4	6	6	0-0	2	3	0	21	21.0	21
Wade	1-1	36	8-18	.444	1-1	1.000	3-4	.750	4	3	7	2	2-0	2	3	0	20	20.0	20
Bosh	1-1	35	8-15	.533	1-2	.500	2-2	1.000	1	3	4	0	1-0	0	1	0	19	19.0	19
Harris	1-0	26	4-10	.400	0-2	.000	2-2	1.000	2	4	6	4	4-0	1	0	0	10	10.0	10
Anthony	1-0	14	3-3	1.000	0-0	---	1-2	.500	4	2	6	0	1-0	0	0	2	7	7.0	7
Howard	1-0	2	1-1	1.000	0-0	---	0-0	---	0	0	0	0	0-0	0	0	0	2	2.0	2
Turiaf	1-1	15	1-1	1.000	0-0	---	0-0	---	0	1	1	1	4-0	0	0	1	2	2.0	2
Chalmers	1-1	24	0-4	.000	0-2	.000	1-2	.500	1	2	3	2	1-0	0	4	0	1	1.0	1
Battier	1-0	17	0-4	.000	0-3	.000	0-0	---	0	0	0	0	1-0	0	1	0	0	0.0	0
Cole	1-0	11	0-5	.000	0-2	.000	0-0	---	0	3	3	2	0-0	0	1	0	0	0.0	0
Haslem	1-0	20	0-2	.000	0-0	---	0-0	---	0	4	4	0	2-0	1	1	1	0	0.0	0
Pittman	1-0	2	0-0	---	0-0	---	0-0	---	0	0	0	0	0-0	0	0	0	0	0.0	0
HEAT	1	240	33-82	.402	4-18	.222	12-16	.750	14	26	40	17	16-0	6	16	4	82	82.0	82





# MILWAUKEE



BMO Harris Bradley Center – 18,717 (1988)  
1001 N. Fourth St.  
Milwaukee, WI 53203  
(414) 227-0500  
www.bucks.com

## SCHEDULE

**12-13**  
Wednesday, November 7, 2012 at Milwaukee  
Wednesday, December 19, 2012 at Memphis

## DIRECTORY

**President:** Herb Kohl  
**General Manager:** John Hammond  
**Assistant General Manager:** Jeff Weltman  
**Head Coach:** Scott Skiles  
**Assistant Coaches:** Jim Boylan  
Joe Wolf  
Sidney Moncrief  
Bill Peterson  
Anthony Goldwire  
**Head Athletic Trainer:** Marc Boff  
**Director of Media Relations:** Dan Smyczek  
Mark Rosenberg  
Kristen Deahl

## GENERAL INFORMATION

**Radio – Newsradio 620 WTMJ AM:** Ted Davis (play-by-play)  
Dennis Krause (analyst – home games)  
**Television – Fox Sports Wisconsin:** Jim Paschke (play-by-play)  
Jon McGlocklin (analyst)  
**Team Colors:** Forest Green, Red, Silver

## BACKGROUND

Founded: 1968-69  
NBA Seasons: 44  
All-Time NBA Regular Season Record: 1,856-1,704 (.521)  
2011-12 Record: 31-35 (3rd in Central Division)  
2012 Playoffs: Did Not Qualify

## GRIZZLIES PLAYERS CAREER STATS VS. MILWAUKEE

PLAYER	G-GS	MIN	FG-FGA	PCT	3FG-FGA	PCT	FT-FTA	PCT	OFF	DEF	TOT	AST	PF-DQ	STL	TO	BLK	PTS	AVG	HI
Allen	18-5	330	41-85	.482	1-8	.125	30-42	.714	15	24	39	28	42-1	11	21	7	113	6.3	17
Arthur	5-3	111	16-34	.471	0-0	---	2-2	1.000	8	17	25	4	11-0	6	5	5	34	6.8	14
Bayless	10-3	210	31-77	.403	5-21	.238	23-29	.793	4	13	17	30	26-0	7	22	2	90	9.0	20
Conley	7-6	240	33-81	.407	9-20	.450	15-19	.789	2	26	28	44	15-0	15	14	3	90	12.9	23
Ellington	4-1	75	9-25	.360	1-5	.200	4-4	1.000	0	8	8	2	5-0	3	2	0	23	5.8	10
Gasol	7-7	258	35-66	.530	0-1	.000	38-50	.760	16	59	75	11	31-2	4	22	14	108	15.4	24
Gay	11-9	405	72-158	.456	13-33	.394	39-47	.830	12	50	62	24	25-0	20	30	5	196	17.8	26
Haddadi	2-0	8	0-3	.000	0-0	---	0-0	---	2	2	4	0	2-0	0	1	2	0	0.0	0
Pondexter	2-0	32	5-7	.714	3-5	.600	0-0	---	3	2	5	0	5-0	1	0	0	13	6.5	10
Randolph	19-15	596	131-271	.483	6-19	.316	56-74	.757	55	132	187	39	46-0	13	45	8	324	17.1	31
Speights	12-1	196	30-74	.405	0-0	---	25-33	.758	25	38	63	10	37-0	6	10	8	85	7.1	14



## GRIZZLIES VS BUCKS SERIES RECORDS

Record	W-L	Current Streak
Overall	14-17	Memphis, three wins
Home	7-8	Memphis, one win
Road	7-9	Memphis, two wins

Last home win:	2/11/11 (89-86)
Last home loss:	11/21/09 (98-103)
Last road win:	3/31/12 (99-95)
Last road loss:	3/28/10 (103-108, ot)
Largest margin of victory:	20, 2/6/05 (105-85)
Largest margin of defeat:	19, 11/26/97 (82-101)

## ALL-TIME SERIES

Season	W-L	Date	Results	Home	Visitor	Season	W-L	Date	Results	Home	Visitor
2011-12	1-0	3/31/12	W	Milwaukee	95 Grizzlies 99	2002-03	2-0	2/16/03	W	Milwaukee	95 Grizzlies 101
2010-11	2-0	2/11/11	W	Grizzlies 89	Milwaukee 86			12/20/02	W	Grizzlies 95	Milwaukee 84
		1/22/11	W	Milwaukee 81	Grizzlies 94	2001-02	0-2	27/02	L	Milwaukee 107	Grizzlies 103
2009-10	0-2	3/28/10 (ot)	L	Milwaukee 108	Grizzlies 103			12/18/01	L	Grizzlies 105	Milwaukee 114
		11/21/09	L	Grizzlies 98	Milwaukee 103	2000-01	1-1	2/23/01	L	Milwaukee 93	Grizzlies 81
2008-09	1-1	4/4/09	W	Milwaukee 102	Grizzlies 107			1/7/01	W	Grizzlies 120	Milwaukee 117
		11/14/08 (ot)	L	Grizzlies 96	Milwaukee 101	1999-00	1-1	2/19/00	W	Milwaukee 100	Grizzlies 111
2007-08	0-2	2/5/08	L	Grizzlies 97	Milwaukee 102			1/31/00	L	Grizzlies 87	Milwaukee 92
		11/14/07	L	Milwaukee 102	Grizzlies 99	1998-99	---	No games			
2006-07	0-2	12/27/06	L	Grizzlies 96	Milwaukee 112	1997-98	1-1	11/26/97	L	Milwaukee 101	Grizzlies 82
		12/8/06	L	Milwaukee 100	Grizzlies 94			11/15/97	W	Grizzlies 109	Milwaukee 94
2005-06	1-1	4/7/06	W	Grizzlies 100	Milwaukee 90	1996-97	0-2	4/1/97	L	Grizzlies 91	Milwaukee 102
		2/4/06	L	Milwaukee 88	Grizzlies 78			11/6/96	L	Milwaukee 105	Grizzlies 89
2004-05	2-0	4/1/05	W	Milwaukee 82	Grizzlies 93	1995-96	1-1	1/22/96	W	Milwaukee 92	Grizzlies 100
		1/15/05	W	Grizzlies 101	Milwaukee 82			12/3/95	L	Grizzlies 95	Milwaukee 109
2003-04	1-1	2/27/04	L	Milwaukee 106	Grizzlies 104						
		2/6/04	W	Grizzlies 105	Milwaukee 85						

## 2011-12 SEASON SERIES STATISTICS

### MEMPHIS VS. MILWAUKEE

PLAYER	G-GS	MIN	FG-FGA	PCT	3FG-FGA	PCT	FT-FTA	PCT	OFF	DEF	TOT	AST	PF-DQ	STL	TO	BLK	PTS	AVG	HI
Mayo	1-0	29	6-15	.400	2-3	.667	10-10	1.000	1	2	3	3	4-0	1	4	0	24	24.0	24
Gay	1-1	37	7-18	.389	0-2	.000	3-4	.750	2	8	10	2	4-0	1	3	1	17	17.0	17
Gasol	1-1	39	5-13	.385	0-0	---	3-6	.500	2	13	15	2	4-0	2	1	2	13	13.0	13
Randolph	1-0	23	6-9	.667	0-0	---	1-1	1.000	5	2	7	2	3-0	0	3	0	13	13.0	13
Pondexter	1-0	20	4-6	.667	2-4	.500	0-0	---	2	1	3	0	3-0	1	0	0	10	10.0	10
Speights	1-1	30	4-12	.333	0-0	---	2-3	.667	4	6	10	1	3-0	1	1	2	10	10.0	10
Allen	1-1	29	2-4	.500	0-1	.000	0-0	---	1	3	4	1	1-0	0	3	0	4	4.0	4
Arenas	1-0	17	2-7	.286	0-4	.000	0-0	---	1	5	6	2	4-0	0	0	0	4	4.0	4
Pargo	1-1	16	1-4	.250	0-1	.000	2-4	.500	0	0	2	2-0	0	2	0	4	4.0	4	4
GRIZZLIES	1	240	37-88	.420	4-15	.267	21-28	.750	18	40	58	15	28-0	6	17	5	99	99.0	99

### MILWAUKEE VS. MEMPHIS

PLAYER	G-GS	MIN	FG-FGA	PCT	3FG-FGA	PCT	FT-FTA	PCT	OFF	DEF	TOT	AST	PF-DQ	STL	TO	BLK	PTS	AVG	HI
Jennings	1-1	38	9-19	.474	2-9	.222	4-4	1.000	1	3	4	3	3-0	2	1	0	24	24.0	24
Gooden	1-1	38	9-16	.563	0-1	.000	2-3	.667	1	4	5	2	3-0	5	5	1	20	20.0	20
Ilyasova	1-1	43	5-11	.455	2-4	.500	8-12	.667	2	14	16	3	2-0	2	1	2	20	20.0	20
Ellis	1-1	35	2-12	.167	0-0	---	4-4	1.000	0	4	4	5	3-0	0	3	1	8	8.0	8
Dunleavy	1-0	24	4-9	.444	1-2	.500	1-1	1.000	0	1	1	2	1-0	0	1	0	10	10.0	10
Udoh	1-0	10	0-3	.000	0-0	---	3-3	1.000	0	1	1	0	3-0	0	0	0	3	3.0	3
Mbah a Moute	1-1	25	2-5	.400	0-0	---	0-1	.000	3	1	4	1	0-0	2	0	0	4	4.0	4
Udrih	1-0	15	2-5	.400	0-1	.000	0-0	---	0	1	1	4	1-0	1	1	0	4	4.0	4
Sanders	1-0	3	1-2	.500	0-0	---	0-0	---	1	0	1	0	2-0	0	1	0	2	2.0	2
Livingston	1-0	7	0-0	---	0-0	---	0-0	---	1	1	2	1	1-0	0	2	0	0	0.0	0
BUCKS	1	240	34-82	.415	5-17	.294	22-28	.786	9	30	39	21	19-0	12	15	4	95	95.0	95



# MINNESOTA



Target Center – 19,356 (1990)  
600 First Ave. North  
Minneapolis, MN 55403  
(612) 673-1600  
www.timberwolves.com

## SCHEDULE

**12 18**

**Sunday, February 10, 2013 at Memphis**  
**Monday, March 18, 2013 at Memphis**  
**Saturday, March 30, 2013 at Minnesota**

## DIRECTORY

**Owner:** Glen Taylor  
**Chief Executive Officer:** Rob Moor  
**President:** Chris Wright  
**President of Basketball Operations:** David Kahn  
**Head Coach:** Rick Adelman  
**Assistant Coaches:** Terry Porter  
Jack Sikma  
T.R. Dunn  
Bill Bayno  
**Head Athletic Trainer:** Gregg Farnam  
**Public Relations Staff:** Mike Cristaldi  
Aaron Seehusen  
Dan Bell

## GENERAL INFORMATION

**Radio – WCCO AM 830:** Alan Horton (play-by-play)  
**Cable Television – Fox Sports North:** Dave Benz (play-by-play)  
Jim Petersen (analyst)  
**Team Colors:** Blue, Green, Silver, Black

## BACKGROUND

Founded: 1988-89  
NBA Seasons: 23  
All-Time NBA Regular Season Record: 731-1,107 (.398)  
2011-12 Record: 26-40 (5th in Northwest Division)  
2012 Playoffs: Did Not Qualify

## GRIZZLIES PLAYERS CAREER STATS VS. MINNESOTA

PLAYER	G-GS	MIN	FG-FGA	PCT	3FG-FGA	PCT	FT-FTA	PCT	OFF	DEF	TOT	AST	PF-DQ	STL	TO	BLK	PTS	AVG	HI
Allen	15-6	333	53-109	.486	1-8	.125	34-46	.739	11	31	42	16	30-0	24	12	8	141	9.4	20
Arthur	7-4	156	21-45	.467	0-1	.000	6-8	.750	13	18	31	3	25-1	4	7	5	48	6.9	18
Bayless	7-0	95	13-34	.382	4-8	.500	6-7	.857	2	11	13	15	19-0	1	5	0	36	5.1	12
Conley	18-16	576	74-188	.394	22-55	.400	46-53	.868	7	51	58	108	32-0	34	36	4	216	12.0	25
Gasol	14-14	473	63-122	.516	1-1	1.000	29-39	.744	27	81	108	37	52-2	22	28	21	156	11.1	17
Gay	19-19	703	149-325	.458	25-70	.357	56-70	.800	30	85	115	53	37-0	31	47	16	379	19.9	28
Haddadi	4-0	24	5-8	.625	0-0	---	2-5	.400	3	4	7	0	7-0	0	1	2	12	3.0	8
Pondexter	7-2	114	11-28	.393	1-9	.111	6-6	1.000	4	14	18	6	11-0	2	5	0	29	4.1	17
Randolph	31-23	946	198-429	.462	2-10	.200	82-112	.732	94	176	270	43	63-0	8	60	10	480	15.5	26
Speights	9-3	133	28-53	.528	0-0	---	10-12	.833	15	24	39	2	17-0	6	8	7	66	7.3	18



## GRIZZLIES VS TIMBERWOLVES SERIES RECORDS

Record	W-L	Current Streak
Overall	26-40	Grizzlies, eight wins
Home	15-18	Grizzlies, six wins
Road	11-22	Grizzlies, four wins

Last home win:	3/27/12 (93-86)
Last home loss:	1/6/09 (87-94)
Last road win:	4/17/12 (91-84)
Last road loss:	2/6/10 (102-109)
Largest margin of victory:	29, 12/1/07 (109-80)
Largest margin of defeat:	31, 11/27/99 (82-113)

## ALL-TIME SERIES

Season	W-L	Date	Results	Home	Visitor	Season	W-L	Date	Results	Home	Visitor				
2011-12	4-0	4/17/12	W	Minnesota	84	Grizzlies	2002-03	0-4	4/16/03	L	Grizzlies	87	Minnesota	95	
		3/27/12	W	Grizzlies	93	Minnesota			86	Grizzlies	80				
		2/8/12	W	Grizzlies	85	Minnesota			80	Grizzlies	106				
		1/4/12	W	Minnesota	86	Grizzlies			90	Grizzlies	99				
2010-11	4-0	4/2/11	W	Grizzlies	106	Minnesota	2001-02	0-4	4/3/02	L	Minnesota	92	Grizzlies	81	
		2/23/11	W	Minnesota	95	Grizzlies			104	Grizzlies	93	Minnesota	95		
		2/2/11	W	Minnesota	84	Grizzlies			102	Grizzlies	80	Minnesota	105		
		10/30/10	W	Grizzlies	109	Minnesota			89	Minnesota	111	Grizzlies	102		
2009-10	3-1	2/6/10	L	Minnesota	109	Grizzlies	2000-01	1-3	4/10/01	L	Grizzlies	91	Minnesota	104	
		1/15/10	W	Grizzlies	135	Minnesota			110	2/18/01	W	Minnesota	102	Grizzlies	110
		12/2/09	W	Minnesota	95	Grizzlies			97	1/21/01	L	Grizzlies	94	Minnesota	96
2008-09	0-3	11/14/09	W	Grizzlies	97	Minnesota	1999-00	0-4	11/22/00	L	Minnesota	101	Grizzlies	100	
		3/11/09	L	Minnesota	104	Grizzlies			79	4/14/00	L	Grizzlies	94	Minnesota	104
		1/6/09	L	Grizzlies	87	Minnesota			94	2/18/00	L	Minnesota	103	Grizzlies	91
		12/29/08 (ot)	L	Minnesota	108	Grizzlies			98	11/27/99	L	Minnesota	113	Grizzlies	82
2007-08	2-2	4/12/08	L	Grizzlies	105	Minnesota	114	1998-99	1-3	11/21/99	L	Grizzlies	81	Minnesota	105
		4/6/08	W	Minnesota	101	Grizzlies	113			4/16/99	L	Minnesota	89	Grizzlies	75
		3/19/08	L	Minnesota	98	Grizzlies	94			3/18/99	W	Grizzlies	86	Minnesota	81
		12/1/07	W	Grizzlies	109	Minnesota	80			3/4/99	L	Grizzlies	93	Minnesota	102
2006-07	2-1	4/18/07	W	Minnesota	94	Grizzlies	116	1997-98	0-4	2/19/99	L	Minnesota	115	Grizzlies	96
		2/9/07 (ot)	W	Grizzlies	105	Minnesota	97			3/21/98	L	Minnesota	102	Grizzlies	88
		1/12/07	L	Grizzlies	110	Minnesota	116			1/29/98	L	Grizzlies	106	Minnesota	112
2005-06	3-1	4/19/06 (2ot)	W	Minnesota	92	Grizzlies	102	1996-97	0-4	11/29/97	L	Minnesota	106	Grizzlies	87
		4/11/06	W	Grizzlies	92	Minnesota	76			11/7/97	L	Grizzlies	97	Minnesota	108
		2/26/06	L	Minnesota	105	Grizzlies	99			3/19/97	L	Minnesota	95	Grizzlies	72
2004-05	3-1	1/25/06	W	Grizzlies	107	Minnesota	87	1995-96	2-2	2/19/97	L	Grizzlies	73	Minnesota	84
		3/18/05	W	Grizzlies	88	Minnesota	83			2/6/97	L	Minnesota	103	Grizzlies	86
		2/8/05	W	Grizzlies	108	Minnesota	96			1/23/97	L	Grizzlies	76	Minnesota	95
		1/1/05	W	Minnesota	95	Grizzlies	104			4/3/96	W	Grizzlies	105	Minnesota	103
2003-04	1-3	11/26/04	L	Minnesota	115	Grizzlies	90	1995-96	2-2	3/17/96	L	Minnesota	90	Grizzlies	85
		4/14/04	L	Grizzlies	90	Minnesota	107			11/28/95	L	Minnesota	121	Grizzlies	98
		4/4/04	L	Minnesota	90	Grizzlies	82			11/5/95 (ot)	W	Grizzlies	100	Minnesota	98
		2/8/04	W	Minnesota	98	Grizzlies	99								
		11/28/04	L	Grizzlies	98	Minnesota	102								

## 2011-12 SEASON SERIES STATISTICS

## MEMPHIS VS. MINNESOTA

PLAYER	G-GS	MIN	FG-FGA	PCT	3FG-FGA	PCT	FT-FTA	PCT	OFF	DEF	TOT	AST	PF-DQ	STL	TO	BLK	PTS	AVG	HI
Gay	4-4	156	35-83	.422	4-14	.286	13-14	.929	11	20	31	10	6-0	7	10	4	87	21.8	28
Randolph	2-0	54	11-21	.524	0-0	---	2-2	1.000	6	10	16	2	5-0	0	5	1	24	12.0	16
Speights	3-3	74	16-29	.552	0-0	---	4-4	1.000	14	12	26	0	4-0	2	6	2	36	12.0	18
Allen	3-3	95	14-26	.538	0-0	---	7-9	.778	1	10	11	6	5-0	8	1	2	35	11.7	20
Conley	4-4	144	13-42	.310	2-6	.333	14-14	1.000	2	15	17	31	10-0	12	10	1	42	10.5	16
Mayo	4-0	93	10-34	.294	3-11	.273	12-16	.750	1	15	16	9	9-0	4	9	0	35	8.8	14
Young	1-0	18	3-6	.500	0-0	---	2-2	1.000	1	3	4	0	1-0	2	0	0	8	8.0	8
Gasol	3-3	97	9-32	.281	0-0	---	4-9	.444	4	17	21	9	10-0	4	3	4	22	7.3	12
Cunningham	4-2	92	13-29	.448	0-0	---	1-3	.333	13	14	27	1	9-0	2	0	6	27	6.8	13
Davis	1-0	14	2-3	.667	1-1	1.000	0-0	---	3	2	5	1	1-0	0	0	0	5	5.0	5
Pargo	3-0	34	6-16	.375	1-3	.333	0-0	---	3	3	6	3	3-0	2	5	0	13	4.3	7
Pondexter	4-1	66	7-19	.368	1-6	.167	2-2	1.000	3	8	11	2	5-0	0	2	0	17	4.3	17
Haddadi	2-0	17	3-4	.750	0-0	---	2-4	.500	2	3	5	0	6-0	0	1	2	8	4.0	8
Arenas	1-0	5	0-1	.000	0-0	---	0-0	---	0	0	0	0	0-0	0	0	0	0	0.0	0
GRIZZLIES	4	960	142-345	.412	12-44	.273	63-79	.797	64	132	196	74	74-0	43	56	22	359	89.8	93

## MINNESOTA VS. MEMPHIS

PLAYER	G-GS	MIN	FG-FGA	PCT	3FG-FGA	PCT	FT-FTA	PCT	OFF	DEF	TOT	AST	PF-DQ	STL	TO	BLK	PTS	AVG	HI
Love	2-2	76	21-43	.488	6-14	.429	7-8	.875	12	13	25	2	5-0	1	5	6	55	27.5	28
Barea	2-1	62	14-29	.483	8-15	.533	9-12	.750	0	8	8	14	3-0	3	7	0	45	22.5	28
Pekovic	2-2	65	11-20	.550	0-0	---	4-8	.500	9	11	20	1	0-0	1	3	1	26	13.0	16
Williams	4-2	94	12-35	.343	2-11	.182	9-13	.692	3	17	20	2	9-0	1	4	2	35	8.8	14
Beasley	4-1	92	14-34	.412	4-8	.500	2-4	.500	4	14	18	3	5-0	2	10	0	34	8.5	13
Ridnour	3-3	90	9-31	.290	2-7	.286	4-5	.800	1	5	6	10	9-0	3	4	2	24	8.0	13
Rubio	2-1	60	6-15	.400	2-4	.500	2-4	.500	2	9	11	11	3-0	4	8	0	16	8.0	12
Ellington	4-0	84	11-23	.478	2-9	.222	3-3	1.000	1	13	14	3	4-0	3	4	1	27	6.8	15
Randolph	3-1	40	4-18	.389	0-0	---	6-8	.750	3	4	7	3	3-0	2	2	2	20	6.7	8
Webster	3-2	70	5-19	.263	0-5	.000	5-6	.833	7	7	14	1	4-0	2	2	0	15	5.0	9
Milicic	1-1	22	1-6	.167	0-0	---	2-4	.500	3	5	8	0	2-0	0	1	0	4	4.0	4
Tolliver	4-0	81	5-16	.313	1-8	.125	3-3	1.000	5	11	16	3	11-0	2	5	4	14	3.5	7
Johnson	4-4	79	6-19	.316	0-7	.000	1-2	.500	1	10	11	3	5-0	1	2	2	13	3.3	7
Lee	2-0	22	1-6	.167	0-0	---	2-2	1.000	0	2	2	2	2-0	2	3	1	4	2.0	4
Miller	3-0	23	0-5	.000	0-3	.000	4-4	1.000	2	1	3	2	3-0	1	1	0	4	1.3	2
TIMBERWOLVES	4	960	123-319	.386	27-91	.297	63-86	.733	53	130	183	60	68-0	28	65	23	336	84.0	86



# NEW ORLEANS



New Orleans Arena – 17,188 (1999)  
 5800 Airline Drive  
 Metairie, LA 70003  
 (504) 593-4700  
[www.hornets.com](http://www.hornets.com)

## SCHEDULE

Friday, December 7, 2012 at New Orleans  
 Sunday, January 27, 2013 at Memphis  
 Saturday, March 9, 2013 at Memphis  
 Friday, March 22, 2013 at New Orleans

## DIRECTORY

**Owner/Chairman of the Board:** Tom Benson  
**Owner/Vice Chairman of the Board:** Rita Benson Leblanc  
**President:** Dennis Lauscha  
**Executive Vice President:** Mickey Loomis  
**General Manager:** Dell Demps  
**Head Coach:** Monty Williams  
**Assistant Coaches:** Randy Ayers  
 Dave Hanners  
 Bryan Gates  
 Fred Vinson  
**Head Athletic Trainer:** Jon Ishop  
**Communications Staff:** Harold Kaufman  
 Dennis Rogers  
 Lindsey Mitchell

## GENERAL INFORMATION

**Radio – WWL 105.3 FM:** Sean Kelley (play-by-play)  
 John DeShazier (analyst)  
**Television – Fox Sports New Orleans:** Joel Meyers (play-by-play)  
 David Wesley (analyst)  
 Jen Hale (sideline reporter)  
**Team Colors:** Creole Blue, Purple,  
 Mardi Gras Gold

## BACKGROUND

Founded: 1988-89 (Charlotte)

NBA Seasons: 24

All-Time NBA Regular Season Record: 934-986 (.486)

2011-12 Record: 21-45 (5th in Southwest Division)

2012 Playoffs: Did Not Qualify

## GRIZZLIES PLAYERS CAREER STATS VS. NEW ORLEANS

PLAYER	G-GS	MIN	FG-FGA	PCT	3FG-FGA	PCT	FT-FTA	PCT	OFF	DEF	TOT	AST	PF-DQ	STL	TO	BLK	PTS	AVG	HI
Allen	14-9	328	38-88	.432	0-4	.000	31-38	.816	19	21	40	15	30-0	19	18	8	107	7.6	17
Arthur	9-2	160	22-53	.415	0-3	.000	7-10	.700	7	23	30	5	25-0	5	7	5	51	5.7	12
Bayless	8-0	113	19-38	.500	3-10	.300	18-23	.783	2	9	11	25	14-0	4	8	0	59	7.4	19
Conley	17-15	544	82-177	.463	19-52	.365	39-52	.750	10	41	51	81	50-1	23	32	2	222	13.1	26
Ellington	8-0	181	21-55	.382	5-22	.227	8-9	.889	3	6	9	5	10-0	1	10	1	55	6.9	12
Gasol	15-14	501	76-135	.563	1-2	.500	56-75	.747	40	90	130	36	41-0	15	28	25	209	13.9	25
Gay	20-19	716	141-286	.493	30-61	.492	64-81	.790	29	62	91	35	38-0	27	40	19	376	18.8	31
Haddadi	8-0	74	5-13	.385	0-0	---	9-12	.750	6	14	20	2	14-1	0	6	9	19	2.4	9
Pondexter	4-0	72	7-21	.333	2-7	.286	3-4	.750	5	5	10	3	7-0	2	3	0	19	4.8	9
Randolph	25-18	782	162-334	.485	4-14	.286	74-96	.771	66	145	211	49	57-0	22	43	4	402	16.1	31
Selby	4-0	15	2-6	.333	0-1	.000	0-0	---	1	0	1	0	1-0	0	4	0	4	1.0	4
Speights	10-5	152	19-53	.358	0-1	.000	7-8	.875	11	29	40	4	16-0	0	7	2	45	4.5	12





## GRIZZLIES VS HORNETS SERIES RECORDS

Record	W-L	Current Streak
Overall	17-31	Grizzlies, one win
Home	11-13	Grizzlies, three wins
Road	6-18	New Orleans, one win

Last home win:	4/18/12 (103-91)
Last home loss:	3/4/11 (91-98)
Last road win:	1/18/12 (93-87)
Last road loss:	4/15/12 (75-88)
Largest margin of victory:	22, 4/10/11 (111-89)
Largest margin of defeat:	33, 3/31/96 (88-121)

## ALL-TIME SERIES

Season	W-L	Date	Results	Home	Visitor	Season	W-L	Date	Results	Home	Visitor						
2011-12	3-1	4/18/12	W	Grizzlies	103	New Orleans	91	2004-05	3-1	3/26/05	L	Grizzlies	85	New Orleans	96		
		4/15/12	L	New Orleans	88	Grizzlies	75				3/16/05	W	New Orleans	82	Grizzlies	88	
		1/18/12	W	New Orleans	87	Grizzlies	93				1/31/05	W	New Orleans	91	Grizzlies	98	
		1/14/12	W	Grizzlies	108	New Orleans	99				1/7/05	W	Grizzlies	84	New Orleans	76	
2010-11	2-2	4/10/11	W	Grizzlies	111	New Orleans	89	2003-04	1-1	2/28/04	W	Grizzlies	97	New Orleans	92		
		4/1/11	W	New Orleans	81	Grizzlies	93				12/20/03	L	New Orleans	94	Grizzlies	89	
		3/4/11	L	Grizzlies	91	New Orleans	98			2002-03	1-1	2/21/03 (ot)	L	New Orleans	125	Grizzlies	123
		1/19/11 (ot)	L	New Orleans	103	Grizzlies	102						1/6/03	W	Grizzlies	106	New Orleans
2009-10	2-2	4/2/10	W	Grizzlies	107	New Orleans	96	2001-02	1-1	2/17/02	W	Charlotte	78	Grizzlies	92		
		3/3/10	W	New Orleans	100	Grizzlies	104				2/3/02	L	Grizzlies	79	Charlotte	97	
		1/30/10 (ot)	L	Grizzlies	102	New Orleans	109	2000-01	1-1	3/14/01	L	Charlotte	100	Grizzlies	95		
		1/20/10	L	New Orleans	113	Grizzlies	111				1/3/01	W	Grizzlies	99	Charlotte	89	
2008-09	1-3	3/20/09	L	New Orleans	96	Grizzlies	84	1999-00	0-2	12/3/99	L	Grizzlies	94	Charlotte	113		
		2/9/09	W	Grizzlies	85	New Orleans	80				11/24/99	L	Charlotte	89	Grizzlies	73	
		12/16/08	L	Grizzlies	84	New Orleans	91	1998-99	---	No games							
		12/6/08	L	New Orleans	106	Grizzlies	87			1997-98	0-2	2/5/98	L	Charlotte	108	Grizzlies	93
2007-08	0-4	2/9/08	L	New Orleans	112	Grizzlies	99	1996-97	0-2	1/9/98	L	Grizzlies	90	Charlotte	98		
		12/26/07	L	Grizzlies	98	New Orleans	116				3/11/97	L	Charlotte	98	Grizzlies	92	
		12/7/07 (ot)	L	New Orleans	118	Grizzlies	116				12/9/96	L	Grizzlies	91	Charlotte	107	
		11/16/07 (ot)	L	Grizzlies	103	New Orleans	120			1995-96	0-2	3/31/96	L	Grizzlies	88	Charlotte	121
3/20/07	L	Grizzlies	103	NOK	114		11/24/95	L	Charlotte			116	Grizzlies	104			
2006-07	1-3	2/13/07	W	Grizzlies	108	NOK	104										
		2/10/07	L	NOK	114	Grizzlies	99										
		12/22/06 (ot)	L	NOK	100	Grizzlies	97										
		3/31/06	L	NOK	107	Grizzlies	102										
2005-06	1-3	1/28/06	L	Grizzlies	86	NOK	95										
		1/18/06	L	NOK	87	Grizzlies	79										
		12/6/05	W	Grizzlies	89	NOK	73										

## 2011-12 SEASON SERIES STATISTICS

## MEMPHIS VS. NEW ORLEANS

PLAYER	G-GS	MIN	FG-FGA	PCT	3FG-FGA	PCT	FT-FTA	PCT	OFF	DEF	TOT	AST	PF-DQ	STL	TO	BLK	PTS	AVG	HI
Gay	4-4	146	32-61	.525	7-14	.500	14-16	.875	9	10	19	7	3-0	5	10	4	85	21.3	26
Conley	4-4	143	20-42	.476	8-15	.533	12-14	.857	2	8	10	25	6-0	5	7	1	60	15.0	20
Gasol	4-4	132	21-36	.583	0-0	---	17-24	.708	8	25	33	17	11-0	3	6	5	59	14.8	22
Mayo	4-0	103	19-46	.413	5-18	.278	8-11	.727	2	9	11	6	7-0	5	10	2	51	12.8	16
Allen	4-4	94	8-24	.333	0-1	.000	16-16	1.000	7	6	13	3	8-0	4	5	2	32	8.0	12
Speights	4-4	81	11-26	.423	0-1	.000	4-4	1.000	5	12	17	3	6-0	0	5	1	26	6.5	12
Arenas	1-0	11	2-3	.667	2-3	.667	0-0	---	0	0	0	2	0-0	2	0	0	6	6.0	6
Randolph	2-0	46	6-11	.545	0-1	.000	0-0	---	3	16	19	6	6-0	1	1	0	12	6.0	10
Pondexter	4-0	72	7-21	.333	2-7	.286	3-4	.750	5	5	10	3	7-0	2	3	0	19	4.8	9
Cunningham	4-0	60	6-13	.462	0-0	---	3-4	.750	3	5	8	0	7-0	1	1	1	15	3.8	6
Haddadi	2-0	17	1-2	.500	0-0	---	2-2	1.000	2	1	3	1	6-1	0	3	4	4	2.0	4
Pargo	2-0	17	2-7	.286	0-1	.000	0-1	.000	0	0	0	2	3-0	2	1	0	4	2.0	4
Davis	2-0	24	1-6	.167	0-2	.000	0-0	---	4	1	5	1	6-0	5	0	0	2	1.0	2
Selby	4-0	15	2-6	.333	0-1	.000	0-0	---	1	0	1	0	1-0	0	4	0	4	1.0	4
GRIZZLIES	4	960	138-304	.454	24-64	.375	79-96	.823	51	98	149	76	77-1	35	58	20	379	94.8	108

## NEW ORLEANS VS. MEMPHIS

PLAYER	G-GS	MIN	FG-FGA	PCT	3FG-FGA	PCT	FT-FTA	PCT	OFF	DEF	TOT	AST	PF-DQ	STL	TO	BLK	PTS	AVG	HI
Jack	2-2	73	19-29	.655	5-6	.833	7-7	1.000	0	6	6	12	7-0	1	4	0	50	25.0	27
Ariza	1-1	40	7-13	.538	0-2	.000	4-6	.667	1	4	5	7	2-0	4	5	1	18	18.0	18
Gordon	1-1	28	5-9	.556	0-0	---	8-8	1.000	0	0	0	2	2-0	0	1	0	18	18.0	18
Smith	4-3	101	25-48	.521	0-0	.000	5-6	.833	11	19	30	4	8-0	1	3	5	55	13.8	15
Dyson	2-0	39	6-9	.667	0-0	---	14-16	.875	0	4	4	4	5-0	4	6	0	26	13.0	24
Belinelli	4-3	117	13-36	.361	6-20	.300	10-10	1.000	0	8	8	5	9-1	2	5	0	42	10.5	16
Landry	4-0	68	13-22	.591	0-0	---	12-15	.800	3	12	15	3	6-0	2	2	1	38	9.5	16
Vasquez	4-2	108	13-36	.361	3-10	.300	6-7	.857	2	5	7	25	8-0	8	14	1	35	8.8	14
Aminu	4-2	88	6-20	.300	0-1	.000	10-11	.909	5	11	16	2	6-0	5	5	2	22	5.5	12
Kaman	3-2	57	6-14	.429	0-0	---	3-4	.750	2	7	9	6	7-0	2	7	4	15	5.0	7
Okafor	2-2	44	5-7	.714	0-0	---	0-0	---	2	9	11	0	6-0	1	2	0	10	5.0	6
Ayon	4-0	62	7-15	.467	0-0	---	5-5	1.000	7	12	19	6	6-0	1	4	2	19	4.8	9
Henry	2-0	47	3-8	.375	0-0	---	1-4	.250	1	3	4	1	3-0	1	5	0	7	3.5	4
T. Johnson	2-0	13	2-2	1.000	0-0	---	3-3	1.000	0	1	1	0	2-0	0	2	0	7	3.5	5
Watkins	1-0	29	0-2	.000	0-0	---	2-2	1.000	6	7	13	1	4-0	0	2	2	2	2.0	2
Summers	2-1	28	0-6	.000	0-0	---	1-2	.500	1	1	2	1	5-0	0	2	0	1	0.5	1
Ca. Johnson	1-0	2	0-1	.000	0-1	.000	0-0	---	0	0	0	0	0-0	0	0	0	0	0.0	0
Thomas	2-1	16	0-1	.000	0-0	---	0-0	---	0	1	1	0	1-0	0	0	2	0	0.0	0
HORNETS	4	960	130-278	.468	14-42	.333	91-106	.858	41	110	151	79	87-1	32	74	20	365	91.3	99



# NEW YORK



Madison Square Garden – 19,763 (1968)  
Two Pennsylvania Plaza  
New York, NY 10121  
(212) 465-6471  
www.nyknicks.com

## SCHEDULE

**Friday, November 16, 2012 at Memphis**  
**Wednesday, March 27, 2013 at New York**

## DIRECTORY

**Executive Chairman, The Madison Square Garden Company:** James L. Dolan  
**Executive Vice President, Basketball Operations & General Manager:** Glen Grunwald  
**Head Coach:** Mike Woodson  
**Assistant Coaches:** Jim Todd  
Darrell Walker  
Herb Williams  
**Head Athletic Trainer:** Roger Hinds  
**Public Relations Staff:** Jonathan Supranowitz  
Gregg Schwartz  
Ashley Blackwood  
Derek Lapinski

## GENERAL INFORMATION

**Radio – ESPN Radio 98.7 FM:** Spero Dedes (play-by-play)  
John Andariese (analyst)  
**Cable TV – MSG Network:** Mike Breen (play-by-play)  
Walt Frazier (analyst)  
**Team Colors:** Orange, White, Blue

## BACKGROUND

Founded: 1946-47  
NBA Seasons: 66  
All-Time NBA Regular Season Record: 2,561-2,586 (.498)  
2011-12 Record: 36-30 (2nd in Atlantic Division)  
2012 Playoffs: Eliminated by Miami (4-1) in the first round of the Eastern Conference Playoffs

## GRIZZLIES PLAYERS CAREER STATS VS. NEW YORK

PLAYER	G-GS	MIN	FG-FGA	PCT	3FG-FGA	PCT	FT-FTA	PCT	OFF	DEF	TOT	AST	PF-DQ	STL	TO	BLK	PTS	AVG	HI
Allen	22-8	408	67-127	.528	3-11	.273	39-55	.709	10	43	53	30	51-1	22	36	10	176	8.0	22
Arthur	6-2	125	19-46	.413	0-0	---	14-15	.933	6	23	29	7	12-0	5	10	4	52	8.7	21
Bayless	7-1	141	27-53	.509	7-11	.636	23-29	.793	2	19	21	29	21-1	6	13	0	84	12.0	23
Conley	9-9	281	47-86	.547	13-22	.591	27-31	.871	3	29	32	44	15-0	11	12	0	134	14.9	20
Ellington	4-0	74	9-22	.409	4-6	.667	0-0	---	1	9	10	2	10-0	1	3	0	22	5.5	8
Gasol	7-7	214	32-60	.533	0-0	---	24-34	.706	20	32	52	21	21-0	3	9	12	88	12.6	25
Gay	9-7	313	69-131	.527	13-30	.433	37-41	.902	11	41	52	14	13-0	10	13	10	188	20.9	27
Haddadi	2-0	4	1-1	1.000	0-0	---	1-2	.500	0	1	1	0	1-0	0	0	0	3	1.5	3
Pondexter	3-0	47	6-17	.353	1-4	.250	7-12	.583	2	5	7	1	3-0	1	1	1	20	6.7	14
Randolph	15-12	472	116-220	.527	2-11	.182	52-64	.813	32	95	127	22	35-0	10	36	5	286	19.1	33
Selby	1-0	15	2-3	.667	1-1	1.000	4-4	1.000	0	2	2	2	0-0	0	3	0	9	9.0	9
Speights	11-1	135	26-47	.553	0-0	---	18-25	.720	12	32	44	5	15-0	3	7	4	70	6.4	20



## GRIZZLIES VS KNICKS SERIES RECORDS

Record	W-L	Current Streak
Overall	13-18	Grizzlies, one win
Home	7-9	Grizzlies, one win
Road	6-9	New York, one win

Last home win:	1/12/12 (94-83)
Last home loss:	3/9/11 (108-110)
Last road win:	2/27/10 (120-109)
Last road loss:	3/17/11 (99-120)
Largest margin of victory:	21, 3/29/01 (89-68)
Largest margin of defeat:	29, 11/12/08 (103-132)

## ALL-TIME SERIES

Season	W-L	Date	Results	Home	Visitor	Season	W-L	Date	Results	Home	Visitor
2011-12	1-0	1/12/12	W	Grizzlies 94	New York 83	2002-03	1-1	3/11/03	W	New York 85	Grizzlies 87
2010-11	0-2	3/17/11	L	New York 120	Grizzlies 99			1/31/03	L	Grizzlies 102	New York 108
		3/9/11	L	Grizzlies 108	New York 110	2001-02	1-1	3/19/02	L	Grizzlies 92	New York 101
2009-10	2-0	3/12/10	W	Grizzlies 119	New York 112			12/20/01	W	New York 88	Grizzlies 90
		2/27/10	W	New York 109	Grizzlies 120	2000-01	1-1	3/29/01	W	Grizzlies 89	New York 68
2008-09	0-2	1/23/09	L	New York 108	Grizzlies 88			11/27/00	L	New York 97	Grizzlies 72
		11/12/08	L	Grizzlies 103	New York 132	1999-00	0-2	3/31/00	L	Grizzlies 83	New York 89
2007-08	2-0	4/2/08	W	Grizzlies 130	New York 114			3/7/00	L	New York 111	Grizzlies 86
		3/21/08	W	New York 106	Grizzlies 120	1998-99	---	No games			
2006-07	0-2	12/4/06	L	New York 98	Grizzlies 90	1997-98	0-2	3/27/98 (ot)	L	Grizzlies 89	New York 97
		11/1/06 (3ot)	L	Grizzlies 117	New York 118			11/23/97	L	New York 104	Grizzlies 84
2005-06	2-0	3/24/06	W	New York 75	Grizzlies 91	1996-97	0-2	3/18/97	L	New York 98	Grizzlies 73
		3/1/06	W	Grizzlies 101	New York 99			11/10/96	L	Grizzlies 82	New York 101
2004-05	1-1	12/7/04	W	Grizzlies 96	New York 88	1995-96	1-1	1/20/96	W	Grizzlies 84	New York 80
		12/1/04	L	New York 90	Grizzlies 82			11/19/95	L	New York 98	Grizzlies 93
2003-04	1-1	3/24/04	W	New York 97	Grizzlies 111						
		12/26/03	L	Grizzlies 94	New York 98						

## 2011-12 SEASON SERIES STATISTICS

## MEMPHIS VS. NEW YORK

PLAYER	G-GS	MIN	FG-FGA	PCT	3FG-FGA	PCT	FT-FTA	PCT	OFF	DEF	TOT	AST	PF-DQ	STL	TO	BLK	PTS	AVG	HI
Gay	1-1	35	11-16	.688	1-2	.500	3-4	.750	1	4	5	2	0-0	1	2	1	26	26.0	26
Mayo	1-0	21	7-12	.583	4-7	.571	0-0	---	0	8	8	0	0-0	0	3	0	18	18.0	18
Allen	1-1	26	5-8	.625	0-0	---	2-2	1.000	2	3	5	1	1-0	5	1	1	12	12.0	12
Gasol	1-1	40	3-7	.429	0-0	---	4-6	.667	1	11	12	5	3-0	1	2	4	10	10.0	10
Conley	1-1	33	3-9	.333	0-0	---	3-4	.750	0	1	1	7	1-0	1	1	0	9	9.0	9
Selby	1-0	15	2-3	.667	1-1	1.000	4-4	1.000	0	2	2	2	0-0	0	3	0	9	9.0	9
Cunningham	1-0	25	3-7	.429	0-0	---	2-4	.500	2	1	3	2	1-0	1	1	0	8	8.0	8
Speights	1-1	22	0-6	.000	0-0	---	2-2	1.000	1	8	9	1	2-0	0	1	0	2	2.0	2
Davis	1-0	3	0-0	---	0-0	---	0-0	---	0	0	0	0	0-0	0	0	0	0	0.0	0
Pargo	1-0	3	0-1	.000	0-0	---	0-0	---	0	0	0	0	0-0	0	0	0	0	0.0	0
Pondexter	1-0	10	0-3	.000	0-1	.000	0-4	.000	1	1	2	0	3-0	0	1	0	0	0.0	0
Young	1-0	8	0-3	.000	0-1	.000	0-0	---	0	1	1	0	0-0	0	1	0	0	0.0	0
GRIZZLIES	1	240	34-75	.453	6-12	.500	20-30	.667	8	40	48	20	11-0	9	16	6	94	94.0	94

## NEW YORK VS. MEMPHIS

PLAYER	G-GS	MIN	FG-FGA	PCT	3FG-FGA	PCT	FT-FTA	PCT	OFF	DEF	TOT	AST	PF-DQ	STL	TO	BLK	PTS	AVG	HI
Anthony	1-1	20	6-11	.545	1-1	1.000	1-1	1.000	0	3	3	2	2-0	0	1	0	14	14.0	14
Walker	1-0	21	5-8	.625	4-7	.571	0-0	---	0	3	3	1	4-0	1	0	1	14	14.0	14
Shumpert	1-1	29	5-20	.250	1-4	.250	1-1	1.000	0	2	2	3	2-0	4	6	1	12	12.0	12
Fields	1-1	27	3-5	.600	1-1	1.000	2-2	1.000	1	5	6	2	2-0	2	3	0	9	9.0	9
Douglas	1-0	24	3-13	.231	1-5	.200	1-1	1.000	1	1	2	4	1-0	1	3	0	8	8.0	8
Harrellson	1-0	28	3-5	.600	2-4	.500	0-0	---	0	7	7	1	3-0	0	1	1	8	8.0	8
Stoudemire	1-1	20	1-7	.143	0-0	---	4-4	1.000	1	2	3	1	4-0	0	2	0	6	6.0	6
Novak	1-0	11	2-4	.500	1-2	.500	0-0	---	0	1	1	0	0-0	0	0	0	5	5.0	5
Balkman	1-0	11	1-3	.333	0-0	---	1-2	.500	0	1	1	0	2-0	0	0	0	3	3.0	3
Bibby	1-0	19	1-4	.250	0-2	.000	0-0	---	1	1	2	3	2-0	0	1	0	2	2.0	2
Chandler	1-1	30	1-3	.333	0-0	---	0-0	---	4	7	11	2	1-0	0	1	0	2	2.0	2
KNICKERBOCKERS	1	240	31-83	.373	11-26	.423	10-11	.909	8	33	41	19	23-0	8	18	3	83	83.0	83



# OKLAHOMA CITY



Chesapeake Energy Arena – 18,203 (2008)  
 Leadership Square  
 211 N. Robinson, Suite 300  
 Oklahoma City, OK 73102  
 (405) 208-4800  
[www.thunder.nba.com](http://www.thunder.nba.com)

## SCHEDULE

**Wednesday, November 14, 2012 at Oklahoma City**  
**Thursday, January 31, 2013 at Oklahoma City**  
**Wednesday, March 20, 2013 at Memphis**

## DIRECTORY

**Chairman:** Clayton I. Bennett  
**Executive Vice President and General Manager:** Sam Presti  
**Head Coach:** Scott Brooks  
**Assistant Coaches:** Mark Bryant  
 Maurice Cheeks  
 Rex Kalamian  
 Brian Keefe  
**Assistant Coach/Player Development:** Maz Trakh  
**Head Athletic Trainer:** Joe Sharpe  
**Basketball Communications Staff:** Matt Tumbleson  
 Michael Ravina  
 John Read

## GENERAL INFORMATION

**Radio – WWLS 98.1 FM/640 AM:** Matt Pinto (play-by-play)  
**Television – FS Oklahoma:** Brian Davis (play-by-play)  
 Grant Long (analyst)  
**Spanish Radio – WKY 930 AM:** Eleno Ornales (play-by-play)  
**Team Colors:** Blue, Red, Yellow, Dark Blue

## BACKGROUND

Founded: 1967-68 (Seattle SuperSonics)  
 NBA Seasons: 45

All-Time NBA Regular Season Record: 1,920-1,722 (.527)  
 2011-12 Record: 47-19 (1st in Northwest Division)  
 2012 Playoffs: Eliminated by Miami (4-1) in the NBA Finals

## GRIZZLIES PLAYERS CAREER STATS VS. OKLAHOMA CITY

PLAYER	G-GS	MIN	FG-FGA	PCT	3FG-FGA	PCT	FT-FTA	PCT	OFF	DEF	TOT	AST	PF-DQ	STL	TO	BLK	PTS	AVG	HI
Allen	14-9	382	62-131	.473	5-15	.333	48-63	.762	21	35	56	15	44-0	15	22	8	177	12.6	27
Arthur	9-4	149	26-62	.419	0-0	---	2-7	.286	10	17	27	4	23-0	3	4	5	54	6.0	13
Bayless	9-0	151	14-50	.280	0-7	.000	11-16	.688	3	5	8	24	9-0	2	7	0	39	4.3	12
Conley	17-15	529	75-177	.424	13-47	.277	38-46	.826	2	46	48	96	31-1	21	28	3	201	11.8	20
Ellington	8-0	127	15-38	.395	5-17	.294	2-4	.500	1	5	6	2	7-0	0	6	0	37	4.6	12
Gasol	14-13	499	74-128	.578	0-0	---	36-52	.692	28	90	118	19	37-0	7	21	22	184	13.1	24
Gay	19-18	743	144-343	.420	17-60	.283	67-94	.713	40	87	127	36	62-1	28	42	16	372	19.6	27
Haddadi	2-0	12	1-2	.500	0-0	---	0-0	---	2	4	6	0	2-0	0	3	2	2	1.0	2
Pondexter	8-0	98	10-26	.385	3-9	.333	2-5	.400	6	9	15	5	6-0	4	1	2	25	3.1	10
Randolph	31-25	1024	223-445	.501	4-20	.200	152-194	.784	86	193	279	68	71-1	16	74	9	602	19.4	32
Selby	1-0	10	1-2	.500	0-0	---	1-1	1.000	0	0	0	2	1-0	0	2	0	3	3.0	3
Speights	8-3	143	23-47	.489	0-0	---	13-20	.650	14	26	40	4	14-0	3	7	4	59	7.4	10



## GRIZZLIES VS THUNDER SERIES RECORDS

Record	W-L	Current Streak
Overall	18-46	Grizzlies, one win
Home	11-22	Oklahoma City, two wins
Road	7-24	Grizzlies, one win

Last home win:	3/7/11 (107-101)
Last home loss:	1/10/12 (95-100)
Last road win:	4/2/12 (94-88)
Last road loss:	2/3/12 (94-101)
Largest margin of victory:	25 (twice), 3/8/06 (99-74)*
Largest margin of defeat:	40, 4/3/98 (98-138)

\* Most recent occurrence

## ALL-TIME SERIES

Season	W-L	Date	Results	Home	Visitor	Season	W-L	Date	Results	Home	Visitor
2011-12	1-3	4/2/12	W	OKC	88 Grizzlies 94	2002-03	1-3	3/28/03	L	Seattle	95 Grizzlies 71
		2/3/12	L	OKC	101 Grizzlies 94			1/25/03	L	Grizzlies	83 Seattle 95
		1/10/12	L	Grizzlies	95 OKC 100			1/17/03 (ot)	L	Seattle	103 Grizzlies 97
		12/28/11	L	Grizzlies	95 OKC 98			11/27/02	W	Grizzlies	117 Seattle 99
2010-11	3-1	3/7/11	W	Grizzlies	107 OKC 101	2001-02	0-4	4/17/02	L	Seattle	109 Grizzlies 94
		2/8/11 (ot)	W	OKC	101 Grizzlies 105			3/27/02	L	Seattle	96 Grizzlies 82
		1/8/11	L	OKC	109 Grizzlies 100			3/3/02	L	Grizzlies	71 Seattle 96
		1/4/11	W	Grizzlies	110 OKC 105			1/6/02	L	Grizzlies	77 Seattle 89
2009-10	1-2	4/14/10	L	OKC	114 Grizzlies 105	2000-01	1-3	2/5/01	L	Seattle	95 Grizzlies 82
		1/22/10	W	Grizzlies	86 OKC 84			1/12/01	L	Seattle	115 Grizzlies 102
		12/11/09	L	Grizzlies	94 OKC 102			12/13/00	L	Grizzlies	93 Seattle 94
2008-09	1-3	2/28/09	L	Grizzlies	92 OKC 99			10/31/00	W	Grizzlies	94 Seattle 88
		1/28/09 (ot)	L	OKC	114 Grizzlies 102	1999-00	0-4	3/16/00	L	Seattle	117 Grizzlies 103
		12/10/08	W	OKC	102 Grizzlies 108			3/13/00	L	Grizzlies	103 Seattle 113
		11/29/08	L	Grizzlies	103 OKC 111			12/18/99	L	Seattle	112 Grizzlies 89
2007-08	3-1	2/19/08	L	Seattle	108 Grizzlies 101			11/18/99	L	Grizzlies	106 Seattle 110
		1/18/08	W	Grizzlies	124 Seattle 100	1998-99	1-2	4/23/99	L	Grizzlies	84 Seattle 97
		11/19/07	W	Grizzlies	125 Seattle 108			4/9/99	W	Grizzlies	98 Seattle 93
		11/7/07	W	Seattle	98 Grizzlies 105			3/16/99	L	Seattle	87 Grizzlies 85
2006-07	1-2	3/30/07	L	Seattle	120 Grizzlies 93	1997-98	0-4	4/14/98	L	Seattle	110 Grizzlies 98
		2/20/07	L	Seattle	121 Grizzlies 105			4/3/98	L	Grizzlies	98 Seattle 138
		12/18/06 (2ot)	W	Grizzlies	134 Seattle 126			1/4/98	L	Grizzlies	108 Seattle 120
2005-06	3-1	3/28/06	L	Grizzlies	97 Seattle 98			11/19/97	L	Seattle	107 Grizzlies 87
		3/8/06	W	Seattle	74 Grizzlies 99	1996-97	0-4	3/23/97	L	Grizzlies	92 Seattle 106
		12/31/05	W	Seattle	96 Grizzlies 100			1/20/97	L	Seattle	112 Grizzlies 96
		11/8/05	W	Grizzlies	94 Seattle 69			1/3/97	L	Grizzlies	94 Seattle 108
2004-05	0-3	3/23/05	L	Grizzlies	99 Seattle 102			11/17/96	L	Seattle	91 Grizzlies 81
		11/24/04	L	Grizzlies	84 Seattle 93	1995-96	1-3	2/18/96	L	Grizzlies	109 Seattle 118
		11/14/04	L	Seattle	118 Grizzlies 113			12/21/95	L	Seattle	92 Grizzlies 68
2003-04	1-3	3/18/04	L	Grizzlies	94 Seattle 97			12/19/95	W	Grizzlies	94 Seattle 93
		1/9/04	L	Seattle	122 Grizzlies 116			11/11/95	L	Seattle	117 Grizzlies 81
		12/30/03	L	Grizzlies	99 Seattle 105						
		11/21/03	W	Seattle	97 Grizzlies 98						

## 2011-12 SEASON SERIES STATISTICS

## MEMPHIS VS. OKLAHOMA CITY

PLAYER	G-GS	MIN	FG-FGA	PCT	3FG-FGA	PCT	FT-FTA	PCT	OFF	DEF	TOT	AST	PF-DQ	STL	TO	BLK	PTS	AVG	HI
Gasol	4-4	158	28-51	.549	0-0	---	17-20	.850	10	32	42	6	13-0	2	6	9	73	18.3	24
Gay	4-4	154	29-80	.363	2-12	.167	10-17	.588	15	16	31	6	15-0	3	9	1	70	17.5	23
Randolph	2-1	67	9-29	.310	1-4	.250	15-19	.789	5	10	15	3	3-0	0	2	1	34	17.0	24
Mayo	4-0	112	18-44	.409	5-15	.333	13-18	.722	2	12	14	8	5-0	4	8	2	54	13.5	22
Allen	4-4	137	19-45	.422	1-4	.250	10-11	.909	9	9	18	4	13-0	3	7	1	49	12.3	17
Conley	3-3	80	10-27	.370	2-7	.286	4-4	1.000	0	7	7	15	4-0	6	2	0	26	8.7	15
Pargo	3-1	63	10-23	.435	2-7	.286	3-4	.750	2	2	4	9	6-0	3	3	0	25	8.3	15
Speights	3-3	55	11-20	.550	0-0	---	1-1	1.000	4	11	15	1	7-0	3	3	0	23	7.7	10
Cunningham	3-0	54	6-13	.462	0-0	---	0-0	---	7	5	12	3	8-0	3	0	2	12	4.0	10
Selby	1-0	10	1-2	.500	0-0	---	1-1	1.000	0	0	0	2	1-0	0	2	0	3	3.0	3
Pondexter	4-0	39	3-9	.333	2-5	.400	1-2	.500	3	4	7	2	5-0	1	1	1	9	2.3	4
Arenas	1-0	20	0-2	.000	0-2	.000	0-0	---	0	0	0	1	2-0	2	0	0	0	0.0	0
Davis	1-0	5	0-1	.000	0-1	.000	0-0	---	0	0	0	0	1-0	0	0	1	0	0.0	0
Haddadi	1-0	8	0-0	---	0-0	---	0-0	---	1	4	5	0	1-0	0	3	2	0	0.0	0
GRIZZLIES	4	960	144-346	.416	15-57	.263	75-97	.773	58	112	170	60	84-0	30	50	20	378	94.5	95

## OKLAHOMA CITY VS. MEMPHIS

PLAYER	G-GS	MIN	FG-FGA	PCT	3FG-FGA	PCT	FT-FTA	PCT	OFF	DEF	TOT	AST	PF-DQ	STL	TO	BLK	PTS	AVG	HI
Durant	4-4	168	39-81	.481	5-22	.227	28-31	.903	5	32	37	14	6-0	2	11	6	111	27.8	36
Westbrook	4-4	149	23-67	.343	1-8	.125	27-33	.818	7	8	15	20	8-0	3	16	2	74	18.5	30
Harden	4-0	126	20-41	.488	10-21	.476	18-22	.818	1	15	16	10	10-0	5	3	2	68	17.0	24
Sefolosha	3-3	70	8-13	.615	6-9	.667	4-5	.800	3	5	8	0	7-0	2	3	0	26	8.7	12
Perkins	4-4	113	8-16	.500	0-0	---	14-19	.737	8	21	29	4	10-0	0	8	5	30	7.5	10
Ibaka	4-4	96	13-28	.464	0-0	---	3-7	.429	7	16	23	0	11-0	3	6	14	29	7.3	12
Maynor	1-0	17	3-10	.300	1-5	.200	0-0	---	1	1	2	3	1-0	1	1	0	7	7.0	7
Cook	3-1	64	6-15	.400	5-11	.455	0-0	---	2	12	14	0	7-0	0	2	3	17	5.7	9
Collison	4-0	76	6-6	1.000	0-0	---	2-4	.500	5	8	13	5	13-0	4	5	1	14	3.5	8
Fisher	1-0	15	0-3	.000	0-1	.000	0-0	---	0	0	0	1	1-0	0	2	0	0	0.0	0
Jackson	2-0	16	1-5	.200	0-1	.000	2-2	1.000	0	0	0	1	2-0	2	2	0	4	2.0	4
Mohammed	4-0	44	3-10	.300	0-0	---	1-4	.250	6	6	12	0	6-0	0	0	0	7	1.8	2
Aldrich	1-0	7	0-0	---	0-0	---	0-0	---	0	1	1	0	1-0	0	0	1	0	0.0	0
THUNDER	4	960	130-295	.441	28-78	.359	99-127	.780	45	125	170	58	83-0	22	61	34	387	96.8	101





# ORLANDO



Amway Center – 18,864 (2010)  
8701 Maitland Summit Blvd.  
Orlando, FL 32810  
(407) 916-2400  
www.orlandomagic.com

## SCHEDULE

Friday, February 22, 2013 at Memphis  
Sunday, March 3, 2013 at Orlando

## DIRECTORY

**Senior Chairman:** Rich DeVos  
**Chairman:** Dan DeVos  
**Chief Executive Officer:** Alex Martins  
**General Manager:** Rob Hennigan  
**Vice President/Assistant General Manager:** Scott Perry  
**Assistant General Manager:** Matt Lloyd  
**Head Coach:** Jacque Vaughn  
**Assistant Coaches:** James Borrego  
Wes Unseld Jr.  
Brett Gunning  
**Assistant Coaches/Player Development:** Laron Profit  
Luke Stuckey  
**Head Athletic Trainer:** Keon Weise  
**Communications Staff:** Joel Glass  
George Galante  
Trish Wingerson  
Melanie Curtsinger

## GENERAL INFORMATION

**Radio – WDBO (96.5 FM / 580 AM):** Dennis Neumann (play-by-play)  
Richie Aduabato (analyst)  
**Spanish Radio – ElOrlandoMagic.com:** Joey Colon (play-by-play)  
**Television – Sun Sports/FS Florida:** David Steele (play-by-play)  
Matt Guokas (analyst)  
**Team Colors:** Blue, Silver, Black

## BACKGROUND

Founded: 1989-90  
NBA Seasons: 23  
All-Time NBA Regular Season Record: 959-879 (.522)  
2011-12 Record: 37-29 (3rd in Southeast Division)  
2012 Playoffs: Eliminated by Indiana (4-1) in the first round of the Eastern Conference Playoffs

## GRIZZLIES PLAYERS CAREER STATS VS. ORLANDO

PLAYER	G-GS	MIN	FG-FGA	PCT	3FG-FGA	PCT	FT-FTA	PCT	OFF	DEF	TOT	AST	PF-DQ	STL	TO	BLK	PTS	AVG	HI
Allen	17-4	280	44-94	.468	2-7	.286	33-38	.868	21	27	48	26	31-0	25	25	5	123	7.2	21
Arthur	5-2	106	11-33	.333	0-0	---	7-8	.875	3	27	30	5	17-0	2	5	6	29	5.8	14
Bayless	6-2	143	21-57	.368	7-20	.350	16-19	.842	4	13	17	24	12-0	3	10	0	65	10.8	23
Conley	8-8	281	41-84	.488	9-22	.409	11-14	.786	2	14	16	41	14-0	9	15	0	102	12.8	26
Ellington	5-0	84	15-34	.441	5-14	.357	4-4	1.000	2	15	17	3	5-0	2	8	1	39	7.8	13
Gasol	6-6	181	35-54	.648	0-1	.000	24-35	.686	14	29	43	12	26-0	8	14	8	94	15.7	22
Gay	10-10	385	70-160	.438	8-27	.296	30-44	.682	14	42	56	11	17-0	11	28	7	178	17.8	32
Haddadi	3-0	21	0-1	.000	0-0	---	0-0	---	0	8	8	0	7-0	2	2	1	0	0.0	0
Pondexter	2-0	26	1-5	.200	0-2	.000	0-0	---	0	1	1	0	1-0	0	0	0	2	1.0	2
Randolph	19-15	604	132-310	.426	2-11	.182	63-89	.708	65	116	181	34	45-0	16	32	2	329	17.3	28
Speights	11-0	158	36-66	.545	1-1	1.000	17-20	.850	11	20	31	4	24-0	5	6	5	90	8.2	26



## GRIZZLIES VS MAGIC SERIES RECORDS

Record	W-L	Current Streak
Overall	14-17	Grizzlies, two wins
Home	10-6	Grizzlies, four wins
Road	4-11	Orlando, three wins

Last home win:	4/26/12 (88-76)
Last home loss:	1/23/08 (85-112)
Last road win:	12/15/07 (123-119)
Last road loss:	11/15/10 (72-89)
Largest margin of victory:	22, 12/2/05 (91-69)
Largest margin of defeat:	42, 12/3/01 (71-113)

## ALL-TIME SERIES

Season	W-L	Date	Results	Home	Visitor	Season	W-L	Date	Results	Home	Visitor
2011-12	1-0	4/26/12	W	Grizzlies	88 Orlando	2002-03	2-0	3/24/03	W	Orlando	104 Grizzlies
2010-11	1-1	1/31/11	W	Grizzlies	100 Orlando			12/27/02	W	Grizzlies	99 Orlando
		11/15/10	L	Orlando	89 Grizzlies	2001-02	0-2	1/19/02	L	Grizzlies	103 Orlando
2009-10	1-1	4/4/10	L	Orlando	107 Grizzlies			12/3/01	L	Orlando	113 Grizzlies
		1/25/10	W	Grizzlies	99 Orlando	2000-01	0-2	3/16/01	L	Orlando	103 Grizzlies
2008-09	1-1	4/8/09	L	Orlando	81 Grizzlies			12/17/00	L	Grizzlies	91 Orlando
		10/31/08	W	Grizzlies	86 Orlando	1999-00	0-2	1/22/00	L	Grizzlies	82 Orlando
2007-08	1-1	1/23/08	L	Grizzlies	85 Orlando			1/5/00	L	Orlando	116 Grizzlies
		12/15/07	W	Orlando	119 Grizzlies	1998-99	---	No games			
2006-07	1-1	4/7/07	L	Orlando	116 Grizzlies	1997-98	0-2	3/17/98	L	Orlando	99 Grizzlies
		11/20/06	W	Grizzlies	95 Orlando			12/3/97	L	Grizzlies	97 Orlando
2005-06	2-0	12/2/05	W	Grizzlies	91 Orlando	1996-97	1-1	3/16/97	L	Orlando	100 Grizzlies
		11/4/05	W	Orlando	85 Grizzlies			12/13/96	W	Grizzlies	95 Orlando
2004-05	1-1	1/25/05	W	Grizzlies	95 Orlando	1995-96	0-2	3/15/96 (ot)	L	Grizzlies	87 Orlando
		12/4/04	L	Orlando	96 Grizzlies			11/22/95	L	Orlando	95 Grizzlies
2003-04	2-0	1/3/04	W	Grizzlies	112 Orlando						
		11/12/03	W	Orlando	97 Grizzlies						

## 2011-12 SEASON SERIES STATISTICS

## MEMPHIS VS. ORLANDO

PLAYER	G-GS	MIN	FG-FGA	PCT	3FG-FGA	PCT	FT-FTA	PCT	OFF	DEF	TOT	AST	PF-DQ	STL	TO	BLK	PTS	AVG	HI
Gasol	1-1	32	8-13	.615	0-1	.000	6-6	1.000	0	6	6	1	3-0	0	1	3	22	22.0	22
Gay	1-1	34	8-11	.727	1-4	.250	3-4	.750	0	5	5	0	1-0	2	3	1	20	20.0	20
Mayo	1-0	27	5-9	.556	1-3	.333	4-4	1.000	1	6	7	6	3-0	1	2	1	15	15.0	15
Randolph	1-1	26	6-12	.500	0-0	---	1-2	.500	6	6	12	3	1-0	0	3	0	13	13.0	13
Allen	1-1	22	3-6	.500	0-0	---	2-2	1.000	1	4	5	2	2-0	2	0	0	8	8.0	8
Cunningham	1-0	21	2-4	.500	0-0	---	0-0	---	1	1	2	0	0-0	0	1	0	4	4.0	4
Hudson	1-0	3	0-2	.000	0-0	---	0-0	---	0	0	0	0	0-0	0	1	0	0	0.0	0
Pondexter	1-0	10	1-3	.333	0-1	.000	0-0	---	0	0	0	0	0-0	0	0	0	2	2.0	2
Speights	1-0	14	1-3	.333	0-0	---	0-0	---	0	2	2	1	1-0	0	1	0	2	2.0	2
Arenas	1-0	13	0-3	.000	0-2	.000	1-2	.500	0	2	2	2	2-0	0	0	0	1	1.0	1
Pargo	1-0	3	0-1	.000	0-1	.000	1-2	.500	0	1	1	0	1-0	0	0	0	1	1.0	1
Conley	1-1	32	0-5	.000	0-0	---	0-0	---	0	1	1	3	1-0	1	1	0	0	0.0	0
Haddadi	1-0	3	0-0	---	0-0	---	0-0	---	0	2	2	0	1-0	0	1	0	0	0.0	0
GRIZZLIES	1	240	34-72	.472	2-12	.167	18-22	.818	9	36	45	18	16-0	6	14	5	88	88.0	88

## ORLANDO VS. MEMPHIS

PLAYER	G-GS	MIN	FG-FGA	PCT	3FG-FGA	PCT	FT-FTA	PCT	OFF	DEF	TOT	AST	PF-DQ	STL	TO	BLK	PTS	AVG	HI
Turkoglu	1-1	30	7-13	.538	4-9	.444	0-0	---	0	2	2	1	1-0	1	2	0	18	18.0	18
Harper	1-0	32	7-18	.389	2-8	.250	0-1	.000	3	4	7	1	2-0	1	1	2	16	16.0	16
Wafer	1-1	41	4-13	.308	0-4	.000	3-4	.750	1	2	3	2	1-0	2	1	0	11	11.0	11
Clark	1-1	38	3-11	.273	0-0	---	2-2	1.000	1	8	9	1	3-0	1	1	4	8	8.0	8
Liggins	1-0	26	3-6	.500	0-1	.000	1-2	.500	2	3	5	0	4-0	0	2	0	7	7.0	7
Orton	1-1	26	3-3	1.000	0-0	---	1-2	.500	0	2	2	3	4-0	1	2	2	7	7.0	7
Duhon	1-1	27	2-5	.400	1-3	.333	0-0	---	0	2	2	3	2-0	2	3	0	5	5.0	5
Smith	1-0	21	1-4	.250	0-1	.000	2-4	.500	1	3	4	3	2-0	1	1	0	4	4.0	4
MAGIC	1	240	30-73	.411	7-26	.269	9-15	.600	8	26	34	14	19-0	9	15	8	76	76.0	76



# PHILADELPHIA



Wells Fargo Center – 20,328 (1996)  
3 Crescent Drive, Suite 300  
Philadelphia, PA 19112  
(215) 339-7666  
www.sixers.com

## SCHEDULE

**12-13**  
Wednesday, December 26, 2012 at Memphis  
Monday, January 28, 2013 at Philadelphia

## DIRECTORY

**Managing Owner:** Josh Harris  
**Co-Managing Owner:** David Blitzter  
**Chief Executive Officer, Co-Owner:** Adam Aron  
**President of Basketball Operations:** Rod Thorn  
**General Manager:** Tony Dileo  
**Head Coach:** Doug Collins  
**Associate Head Coach:** Michael Curry  
**Assistant Coaches:** Brian James  
Aaron McKie  
Jeff Capel  
**Assistant Coach/Video Coordinator:** Monte Shubik  
**Head Athletic Trainer:** Kevin Johnson  
**Public Relations Staff:** Michael Preston  
Sean McCloskey  
Rebecca Timms

## GENERAL INFORMATION

**Radio – The Fanatic**  
(97.5 FM/950 AM): Tom McGinnis (play-by-play)  
**Television – Comcast SportsNet,**  
**The Comcast Network:** Marc Zumoff (play-by-play)  
Malik Rose (analyst)  
**Team Colors:** Red, Blue, White

## BACKGROUND

Founded (NBL/NBA): 1946-47/1949-50 (Syracuse Nationals)  
NBA Seasons: 63  
All-Time NBA Regular Season Record: 2,645-2,331 (.532)  
2011-12 Record: 35-31 (3rd in Atlantic Division)  
2012 Playoffs: Eliminated by Boston (4-3) in  
Eastern Conference Semifinals

## GRIZZLIES PLAYERS CAREER STATS VS. PHILADELPHIA

PLAYER	G-GS	MIN	FG-FGA	PCT	3FG-FGA	PCT	FT-FTA	PCT	OFF	DEF	TOT	AST	PF-DQ	STL	TO	BLK	PTS	AVG	HI
Allen	21-7	436	64-138	.464	4-9	.444	47-61	.770	19	40	59	36	53-0	20	27	11	179	8.5	18
Arthur	4-1	84	15-36	.417	0-0	---	7-8	.875	5	11	16	1	10-0	5	5	2	37	9.3	14
Bayless	6-1	133	22-57	.386	6-12	.500	14-16	.875	5	7	12	16	15-0	5	9	0	64	10.7	24
Conley	8-8	264	49-105	.467	7-25	.280	10-16	.625	2	25	27	36	15-0	16	19	3	115	14.4	31
Ellington	4-1	98	16-39	.410	4-8	.500	0-0	---	4	5	9	6	4-0	1	5	0	36	9.0	16
Gasol	6-6	215	34-57	.596	0-0	---	28-39	.718	14	39	53	22	19-0	4	12	13	96	16.0	30
Gay	10-9	335	65-134	.485	9-24	.375	37-51	.725	22	35	57	21	23-1	15	19	13	176	17.6	33
Haddadi	2-0	7	2-3	.667	0-0	---	0-0	---	0	3	3	0	0-0	0	2	1	4	2.0	4
Pondexter	3-0	36	6-9	.667	2-2	1.000	1-3	.333	3	4	7	0	0-0	1	1	0	15	5.0	8
Randolph	19-17	610	118-251	.470	1-6	.167	61-75	.813	53	108	161	39	52-0	18	41	3	298	15.7	28
Speights	1-1	21	3-9	.333	0-0	---	6-6	1.000	0	2	2	0	4-0	0	2	1	12	12.0	12



## GRIZZLIES VS 76ERS SERIES RECORDS

Record	W-L	Current Streak
Overall	12-20	Grizzlies, three wins
Home	7-10	Grizzlies, two wins
Road	5-10	Grizzlies, two wins

Last home win:	2/21/12 (89-71)
Last home loss:	4/10/10 (101-120)
Last road win:	1/28/11 (99-94)
Last road loss:	2/11/09 (87-91)
Largest margin of victory:	16, 1/17/07 (118-102)
Largest margin of defeat:	19, 4/10/10 (101-120)

## ALL-TIME SERIES

Season	W-L	Date	Results	Home	Visitor
2011-12	1-0	2/21/12	W	Grizzlies 89	Philadelphia 76
2010-11	2-0	2/15/11	W	Grizzlies 102	Philadelphia 91
		1/28/11	W	Philadelphia 94	Grizzlies 99
2009-10	1-1	4/10/10	L	Grizzlies 101	Philadelphia 120
		11/20/09	W	Philadelphia 97	Grizzlies 102
2008-09	0-2	3/7/09	L	Grizzlies 105	Philadelphia 110
		2/11/09	L	Philadelphia 91	Grizzlies 87
2007-08	0-2	2/13/08	L	Philadelphia 102	Grizzlies 88
		12/22/07	L	Grizzlies 97	Philadelphia 99
2006-07	1-1	3/2/07 (ot)	L	Philadelphia 117	Grizzlies 112
		1/17/07	W	Grizzlies 118	Philadelphia 102
2005-06	0-2	3/12/06	L	Grizzlies 91	Philadelphia 94
		1/20/06 (ot)	L	Philadelphia 89	Grizzlies 86
2004-05	2-0	2/9/05	W	Philadelphia 95	Grizzlies 98
		12/3/04	W	Grizzlies 94	Philadelphia 86
2003-04	2-0	3/16/04	W	Grizzlies 82	Philadelphia 79
		1/17/04	W	Philadelphia 87	Grizzlies 91

Season	W-L	Date	Results	Home	Visitor
2002-03	0-2	2/26/03	L	Philadelphia 111	Grizzlies 107
		11/20/02	L	Grizzlies 88	Philadelphia 95
2001-02	2-0	12/8/01	W	Grizzlies 92	Philadelphia 83
		12/2/01	W	Philadelphia 87	Grizzlies 93
2000-01	0-2	2/21/01	L	Philadelphia 107	Grizzlies 91
		12/9/00	L	Grizzlies 79	Philadelphia 83
1999-00	0-2	3/8/00	L	Philadelphia 107	Grizzlies 90
		12/27/99	L	Grizzlies 93	Philadelphia 100
1998-99	0-1	3/24/99 (ot)	L	Grizzlies 90	Philadelphia 95
		1/13/98	L	Philadelphia 107	Grizzlies 89
1996-97	0-2	1/1/98	L	Grizzlies 104	Philadelphia 115
		2/28/97	L	Grizzlies 100	Philadelphia 104
1995-96	1-1	11/30/96	L	Philadelphia 96	Grizzlies 90
		1/29/96	L	Philadelphia 103	Grizzlies 92
		1/5/96 (ot)	W	Grizzlies 103	Philadelphia 102

## 2011-12 SEASON SERIES STATISTICS

## MEMPHIS VS. PHILADELPHIA

PLAYER	G-GS	MIN	FG-FGA	PCT	3FG-FGA	PCT	FT-FTA	PCT	OFF	DEF	TOT	AST	PF-DQ	STL	TO	BLK	PTS	AVG	HI
Gasol	1-1	43	5-12	.417	0-0	---	5-8	.625	1	13	14	7	2-0	1	2	5	15	15.0	15
Gay	1-1	38	3-10	.300	2-2	1.000	6-9	.667	2	5	7	4	1-0	1	1	2	14	14.0	14
Mayo	1-0	29	5-9	.556	3-5	.600	0-0	---	0	5	5	5	4-0	0	5	0	13	13.0	13
Speights	1-1	21	3-9	.333	0-0	---	6-6	1.000	0	2	2	0	4-0	0	2	1	12	12.0	12
Conley	1-1	36	4-14	.286	0-4	.000	1-1	1.000	1	2	3	6	1-0	3	1	0	9	9.0	9
Pondexter	1-0	13	3-6	.500	1-1	1.000	1-3	.333	2	0	2	0	0-0	0	0	0	8	8.0	8
Allen	1-1	29	2-9	.222	0-0	---	2-2	1.000	3	1	4	1	1-0	1	0	0	6	6.0	6
Cunningham	1-0	17	3-5	.600	0-0	---	0-0	---	2	5	7	0	1-0	1	0	2	6	6.0	6
Haddadi	1-0	5	2-3	.667	0-0	---	0-0	---	0	2	2	0	0-0	0	1	1	4	4.0	4
Pargo	1-0	9	1-1	1.000	0-0	---	0-0	---	0	1	1	2	0-0	0	1	0	2	2.0	2
GRIZZLIES	1	240	31-78	.397	6-12	.500	21-29	.724	11	36	47	25	14-0	7	15	11	89	89.0	89

## PHILADELPHIA VS. MEMPHIS

PLAYER	G-GS	MIN	FG-FGA	PCT	3FG-FGA	PCT	FT-FTA	PCT	OFF	DEF	TOT	AST	PF-DQ	STL	TO	BLK	PTS	AVG	HI
Holiday	1-1	36	9-18	.500	4-5	.800	0-0	---	1	4	5	4	1-0	1	3	0	22	22.0	22
Allen	1-1	29	7-12	.583	0-0	---	0-0	---	2	3	5	2	3-0	1	2	2	14	14.0	14
Iguodala	1-1	41	5-14	.357	1-5	.200	0-0	---	2	3	5	7	4-0	0	2	2	11	11.0	11
Williams	1-0	27	2-13	.154	2-3	.667	2-2	1.000	0	1	1	1	0-0	1	1	3	8	8.0	8
T. Young	1-0	32	3-11	.273	0-0	---	2-2	1.000	2	5	7	1	3-0	1	0	2	8	8.0	8
Meeks	1-1	16	2-4	.500	1-2	.500	1-2	.500	0	0	0	1	0-0	1	0	0	6	6.0	6
Turner	1-0	26	1-5	.200	0-0	---	1-2	.500	0	5	5	2	2-0	0	3	2	3	3.0	3
Nocioni	1-1	6	1-3	.333	0-0	---	0-0	---	1	1	2	0	0-0	0	1	0	2	2.0	2
Vucevic	1-0	14	1-3	.333	0-0	---	0-0	---	0	1	1	0	4-0	0	0	0	2	2.0	2
Battie	1-0	14	0-2	.000	0-0	---	0-0	---	0	5	5	1	1-0	1	0	0	0	0.0	0
76ERS	1	240	31-85	.365	8-15	.533	6-8	.750	8	28	36	19	18-0	6	14	11	76	76.0	76



# PHOENIX



US Airways Center – 18,422 (1992)  
201 E. Jefferson St.  
Phoenix, AZ 85004  
(602) 379-7900  
www.suns.com

## SCHEDULE

Tuesday, December 4, 2012 at Memphis  
Wednesday, December 12, 2012 at Phoenix  
Sunday, January 6, 2013 at Phoenix  
Tuesday, February 5, 2013 at Memphis

OPPONENTS

## DIRECTORY

**Managing Partner:** Robert Sarver  
**Vice Chairmen:** Andrew Kohlberg  
Jahm Najafi  
Sam Garvin  
**President of Basketball Operations:** Lon Babby  
**General Manager:** Lance Blanks  
**President of Business Operations:** Jason Rowley  
**Head Coach:** Alvin Gentry  
**Assistant Coaches:** Elston Turner  
Dan Majerle  
Igor Kokoskov  
Noel Gillespie  
**Head Athletic Trainer:** Aaron Nelson  
**Basketball Communications Staff:** Julie Fie  
Sherry Reed  
DC Headley  
Vince Kozar

## GENERAL INFORMATION

**Radio – KTAR 620 AM:** Al McCoy (play-by-play)  
Tim Kempton (analyst)  
**Spanish Radio – KSUN 1400 AM:** Ivan Valenzuela (play-by-play)  
Arturo Ochoa (analyst)  
**Television – FS Arizona:** Steve Albert (play-by-play)  
Eddie Johnson (analyst)  
Ann Meyers Drysdale (analyst)  
**Team Colors:** Purple, Orange, Black

## BACKGROUND

Founded: 1968-69  
NBA Seasons: 44  
All-Time NBA Regular Season Record: 1,987-1,573 (.558)  
2011-12 Record: 33-33 (3rd in Pacific Division)  
2012 Playoffs: Did Not Qualify

## GRIZZLIES PLAYERS CAREER STATS VS. PHOENIX

PLAYER	G-GS	MIN	FG-FGA	PCT	3FG-FGA	PCT	FT-FTA	PCT	OFF	DEF	TOT	AST	PF-DQ	STL	TO	BLK	PTS	AVG	HI
Allen	10-6	213	35-71	.493	3-5	.600	18-20	.900	14	13	27	20	26-0	21	17	1	91	9.1	18
Arthur	8-4	165	21-49	.429	0-1	.000	6-8	.750	18	32	50	5	19-0	8	10	6	48	6.0	12
Bayless	8-0	118	16-46	.348	2-7	.286	22-28	.786	1	14	15	14	12-0	2	7	0	56	7.0	29
Conley	17-16	572	73-181	.403	12-41	.293	25-38	.658	2	45	47	118	48-1	36	31	3	183	10.8	19
Ellington	7-0	150	15-41	.366	5-14	.357	5-5	1.000	2	9	11	10	5-0	6	6	0	40	5.7	15
Gasol	14-14	459	80-146	.548	0-1	.000	50-77	.649	40	75	115	30	54-1	10	31	17	210	15.0	26
Gay	21-19	806	166-348	.477	32-72	.444	78-90	.867	36	79	115	34	53-1	24	43	21	442	21.0	36
Haddadi	6-0	28	2-10	.200	0-0	---	4-5	.800	2	3	5	1	8-0	0	0	3	8	1.3	3
Pondexter	6-1	78	9-18	.500	5-9	.556	0-0	---	3	2	5	2	8-0	2	4	2	23	3.8	8
Randolph	30-22	907	224-436	.514	4-14	.286	88-109	.807	120	177	297	40	77-0	28	74	9	540	18.0	36
Selby	1-0	10	0-1	.000	0-0	---	0-0	---	0	3	3	2	2-0	1	2	0	0	0.0	0
Speights	8-3	155	38-68	.559	0-1	.000	7-11	.636	13	30	43	6	21-0	1	6	7	83	10.4	24



## GRIZZLIES VS SUNS SERIES RECORDS

Record	W-L	Current Streak
Overall	17-46	Grizzlies, one win
Home	11-19	Grizzlies, two wins
Road	6-27	Phoenix, two wins

Last home win:	4/11/12 (104-93)
Last home loss:	2/16/10 (95-109)
Last road win:	12/8/10 (104-98)
Last road loss:	3/10/12 (91-98)
Largest margin of victory:	25, 1/2/10 (128-103)
Largest margin of defeat:	32, 1/5/01 (76-108)

## ALL-TIME SERIES

Season	W-L	Date	Results	Home	Visitor	Season	W-L	Date	Results	Home	Visitor
2011-12	1-2	4/11/12	W	Grizzlies	Phoenix	2002-03	1-3	3/26/03	L	Grizzlies	Phoenix
		3/10/12	L	Phoenix	Grizzlies			1/10/03	L	Phoenix	Grizzlies
		1/28/12	L	Phoenix	Grizzlies			12/8/02	W	Grizzlies	Phoenix
2010-11	2-1	12/8/10 (ot)	W	Phoenix	Grizzlies			12/4/02	L	Phoenix	Grizzlies
		11/8/10	W	Grizzlies	Phoenix	2001-02	1-3	2/21/02	L	Grizzlies	Phoenix
		11/5/10 (2ot)	L	Phoenix	Grizzlies			1/10/02	W	Phoenix	Grizzlies
2009-10	2-2	2/16/10	L	Grizzlies	Phoenix			11/23/01	L	Grizzlies	Phoenix
		1/18/10	W	Grizzlies	Phoenix			11/6/01	L	Phoenix	Grizzlies
		1/2/10	W	Phoenix	Grizzlies	2000-01	1-3	1/31/01	L	Phoenix	Grizzlies
		11/25/09	L	Phoenix	Grizzlies			1/5/01	L	Phoenix	Grizzlies
2008-09	1-3	4/13/09	L	Phoenix	Grizzlies			12/26/00	L	Grizzlies	Phoenix
		4/10/09	W	Grizzlies	Phoenix			11/29/00 (2ot)	W	Grizzlies	Phoenix
		12/30/08	L	Grizzlies	Phoenix	1999-00	0-4	4/12/00	L	Grizzlies	Phoenix
		11/10/08	L	Phoenix	Grizzlies			3/17/00	L	Grizzlies	Phoenix
2007-08	0-3	4/8/08	L	Grizzlies	Phoenix			2/8/00	L	Phoenix	Grizzlies
		3/11/08	L	Phoenix	Grizzlies			1/12/00	L	Grizzlies	Phoenix
		2/26/08	L	Grizzlies	Phoenix	1998-99	0-3	5/1/99	L	Phoenix	Grizzlies
2006-07	0-4	4/3/07	L	Grizzlies	Phoenix			3/22/99	L	Phoenix	Grizzlies
		3/26/07	L	Phoenix	Grizzlies			2/25/99	L	Grizzlies	Phoenix
		1/15/07	L	Grizzlies	Phoenix	1997-98	0-4	4/12/98	L	Grizzlies	Phoenix
		11/11/06	L	Phoenix	Grizzlies			3/29/98	L	Phoenix	Grizzlies
2005-06	2-1	2/8/06	L	Phoenix	Grizzlies			12/26/97	L	Grizzlies	Phoenix
		12/17/05	W	Grizzlies	Phoenix			12/9/97	L	Phoenix	Grizzlies
		11/16/05	W	Phoenix	Grizzlies	1996-97	2-2	4/19/97	W	Phoenix	Grizzlies
		3/20/05	L	Grizzlies	Phoenix			12/28/96	L	Grizzlies	Phoenix
2004-05	2-2	2/1/05	W	Grizzlies	Phoenix			12/15/96	L	Phoenix	Grizzlies
		1/19/05	W	Phoenix	Grizzlies			11/14/96	W	Grizzlies	Phoenix
		12/23/04	L	Phoenix	Grizzlies	1995-96	0-4	4/7/96	L	Grizzlies	Phoenix
		4/11/04	L	Phoenix	Grizzlies			2/19/96 (ot)	L	Phoenix	Grizzlies
2003-04	2-2	4/2/04	W	Grizzlies	Phoenix			12/22/95	L	Grizzlies	Phoenix
		2/20/04	W	Grizzlies	Phoenix			12/5/95	L	Phoenix	Grizzlies
		11/7/03	L	Phoenix	Grizzlies						

## 2011-12 SEASON SERIES STATISTICS

### MEMPHIS VS. PHOENIX

PLAYER	G-GS	MIN	FG-FGA	PCT	3FG-FGA	PCT	FT-FTA	PCT	OFF	DEF	TOT	AST	PF-DQ	STL	TO	BLK	PTS	AVG	HI
Gay	3-3	122	27-55	.491	2-6	.333	13-14	.929	7	11	18	6	4-0	6	4	2	69	23.0	32
Randolph	1-0	26	7-12	.583	0-0	---	3-5	.600	3	6	9	2	3-0	1	2	0	17	17.0	17
Gasol	3-3	108	18-37	.486	0-0	---	11-16	.688	8	20	28	11	11-0	3	6	4	47	15.7	21
Conley	3-3	116	14-31	.452	1-5	.200	7-8	.875	0	7	7	27	7-4	4	3	2	36	12.0	15
Mayo	3-0	83	9-30	.300	4-12	.333	7-8	.875	1	10	11	11	3-0	4	6	0	29	9.7	15
Allen	2-2	44	7-14	.500	0-0	---	4-4	1.000	2	2	4	1	4-0	4	4	1	18	9.0	10
Speights	3-3	62	11-26	.423	0-0	---	1-2	.500	5	13	18	4	6-0	0	3	4	23	7.7	10
Cunningham	3-0	64	11-19	.579	0-0	---	0-0	---	4	13	17	3	8-0	3	3	2	22	7.3	10
Pondexter	2-1	50	5-11	.455	3-6	.500	0-0	---	2	2	4	1	6-0	1	2	1	13	6.5	8
Pargo	1-0	3	1-1	1.000	0-0	---	0-0	---	1	0	1	1	1-0	0	0	0	2	2.0	2
Haddadi	2-0	9	1-4	.250	0-0	---	1-1	1.000	1	0	1	0	3-0	0	0	0	3	1.5	3
Arenas	1-0	10	0-3	.000	0-2	.000	0-0	---	0	1	1	0	0-0	0	1	0	0	0.0	0
Selby	1-0	10	0-1	.000	0-0	---	0-0	---	0	3	3	2	2-0	1	2	0	0	0.0	0
Young	1-0	12	0-2	.000	0-0	---	0-0	---	1	0	1	0	1-0	0	1	0	0	0.0	0
GRIZZLIES	3	720	111-246	.451	10-31	.323	47-58	.810	35	88	123	69	59-0	27	39	16	279	93.0	104

### PHOENIX VS. MEMPHIS

PLAYER	G-GS	MIN	FG-FGA	PCT	3FG-FGA	PCT	FT-FTA	PCT	OFF	DEF	TOT	AST	PF-DQ	STL	TO	BLK	PTS	AVG	HI
Gortat	3-3	110	21-38	.553	0-0	---	5-9	.556	11	15	26	2	9-0	3	1	1	47	15.7	19
Nash	3-3	102	16-30	.533	3-5	.600	8-9	.889	2	9	11	31	1-0	4	17	0	43	14.3	21
Dudley	3-3	104	16-36	.444	3-10	.300	6-8	.750	9	9	18	7	5-0	3	5	2	41	13.7	20
Brown	2-1	56	9-23	.391	5-11	.455	3-3	1.000	3	4	7	2	4-0	1	1	2	26	13.0	18
Hill	2-2	72	11-22	.500	1-2	.500	0-0	---	1	7	8	5	5-0	1	1	3	23	11.5	14
Morris	2-0	50	12-27	.444	1-5	.200	2-2	1.000	7	10	17	2	8-0	0	3	0	27	9.0	17
Lopez	2-0	30	6-13	.462	0-0	---	1-2	.500	6	3	9	0	2-0	2	1	3	13	6.5	11
Warrick	2-0	33	3-11	.273	0-0	---	7-11	.636	2	9	11	2	1-0	0	2	0	10	5.0	10
Frye	3-3	65	7-24	.292	1-8	.125	2-2	1.000	1	9	10	2	6-0	1	2	0	17	5.7	10
Childress	2-0	26	5-8	.625	0-0	---	0-0	---	2	2	4	1	3-0	1	0	0	10	5.0	10
Telfair	3-0	42	5-15	.333	2-8	.250	0-0	---	0	6	6	10	4-0	2	4	1	12	4.0	7
Redd	3-0	24	0-6	.000	0-4	.000	4-6	.667	2	0	2	0	2-0	0	3	0	4	1.3	2
Price	1-0	7	0-0	---	0-0	---	1-1	1.000	0	0	0	0	1-0	0	2	0	1	1.0	1
SUNS	3	720	111-253	.439	16-53	.302	39-53	.736	46	83	129	64	51-0	18	43	12	277	92.3	98



# PORTLAND



Rose Garden – 19,980 (1995)  
One Center Court, Suite 200  
Portland, OR 97227  
(503) 234-9291  
www.trailblazers.com

## SCHEDULE

Friday, January 4, 2013 at Memphis  
Wednesday, March 6, 2013 at Memphis  
Tuesday, March 12, 2013 at Portland  
Wednesday, April 3, 2013 at Portland

## DIRECTORY

**Owner:** Paul Allen  
**Chief Operating Officer:** Sarah Mensah  
**General Manager:** Neil Olshey  
**Assistant General Managers:** Bill Branch  
Steve Rosenberry  
**Head Coach:** Terry Stotts  
**Assistant Coaches:** Kaleb Canales  
Jay Triano  
David Vanterpool  
Kim Hughes  
Dale Osbourne  
**Director of Medical Services/**  
**Head Athletic Trainer:** Jay Jensen  
**Head Athletic Trainer:** Geoff Clark  
**Communications Staff:** Michael Lowellen  
Jim Taylor  
Collin Romer

## GENERAL INFORMATION

**Radio – The Game (750 AM):** Brian Wheeler (play-by-play)  
Antonio Harvey (analyst)  
**Television – KGW (Channel 8)/**  
**Comcast SportsNet (Cable):** Mike Barrett (play-by-play)  
Mike Rice (analyst)  
**Team Colors:** Scarlet, Black, White

## BACKGROUND

Founded: 1970-71  
NBA Seasons: 42  
All-Time NBA Regular Season Record: 1,809-1,587 (.533)  
2011-12 Record: 28-38 (4th in Northwest Division)  
2012 Playoffs: Did not qualify

## GRIZZLIES PLAYERS CAREER STATS VS. PORTLAND

PLAYER	G-GS	MIN	FG-FGA	PCT	3FG-FGA	PCT	FT-FTA	PCT	OFF	DEF	TOT	AST	PF-DQ	STL	TO	BLK	PTS	AVG	HI
Allen	16-4	284	49-91	.538	4-9	.444	13-19	.684	18	30	48	17	36-0	20	24	3	115	7.2	22
Arthur	8-4	113	12-32	.375	0-0	---	5-5	1.000	11	12	23	2	20-0	2	4	5	29	3.6	8
Bayless	2-0	40	8-18	.444	4-6	.667	6-6	1.000	0	3	3	4	5-0	1	4	0	26	13.0	18
Conley	16-15	509	66-167	.395	18-45	.400	19-25	.760	9	34	43	77	32-1	21	35	1	169	10.6	20
Ellington	8-0	146	21-53	.396	5-16	.313	5-7	.714	5	5	10	10	10-0	1	9	1	52	6.5	13
Gasol	14-14	489	63-119	.529	0-0	---	50-71	.704	31	78	109	31	50-1	6	22	19	176	12.6	22
Gay	20-18	730	132-281	.470	21-57	.368	41-57	.719	25	79	104	38	59-1	23	40	22	326	16.3	31
Haddadi	7-0	81	11-22	.500	0-1	.000	10-14	.714	14	12	26	4	15-0	0	10	2	32	4.6	9
Pondexter	5-0	50	4-9	.444	0-3	.000	1-2	.500	2	8	10	2	5-0	0	0	0	9	1.8	5
Randolph	10-10	384	84-176	.477	3-11	.273	42-52	.808	38	74	112	8	21-0	13	14	1	213	21.3	38
Selby	2-0	27	4-10	.400	0-3	.000	2-2	1.000	0	3	3	4	0-0	0	2	0	10	5.0	8
Speights	8-2	152	28-59	.475	0-1	.000	14-18	.778	17	22	39	8	19-0	3	8	5	70	8.8	14



# GRIZZLIES VS TRAIL BLAZERS SERIES RECORDS

Record	W-L	Current Streak
Overall	23-40	Grizzlies, one win
Home	13-19	Grizzlies, two wins
Road	10-21	Portland, three wins

Last home win:	4/21/12 (93-89)
Last home loss:	11/16/10 (99-100)
Last road win:	1/5/10 (109-105)
Last road loss:	3/22/12 (94-97)
Largest margin of victory:	21, 3/14/05 (104-83)
Largest margin of defeat:	38, 1/24/02 (82-120)

## ALL-TIME SERIES

Season	W-L	Date	Results	Home	Visitor	Season	W-L	Date	Results	Home	Visitor				
2011-12	1-2	4/21/12	W	Grizzlies	93	Portland	2002-03	1-3	4/11/03	W	Grizzlies	96	Portland	93	
		3/22/12	L	Portland	97	Grizzlies			94	Portland	99	Grizzlies	87	Portland	99
		1/24/12	L	Portland	97	Grizzlies			84	Portland	100	Grizzlies	92	Portland	98
2010-11	1-2	4/12/11	L	Portland	102	Grizzlies	89	2001-02	2-2	11/6/02	L	Portland	94	Grizzlies	88
		12/13/10	W	Grizzlies	86	Portland	73			4/11/02	W	Grizzlies	102	Portland	99
		11/16/10	L	Grizzlies	99	Portland	100			3/25/02	W	Portland	100	Grizzlies	103
2009-10	2-2	3/1/10	L	Grizzlies	93	Portland	103	2000-01	2-2	1/24/02	L	Portland	120	Grizzlies	82
		1/5/10	W	Portland	105	Grizzlies	109			11/15/01	L	Grizzlies	85	Portland	101
		11/27/09	W	Portland	96	Grizzlies	106			4/12/01	L	Grizzlies	87	Portland	100
2008-09	0-4	11/10/09	L	Grizzlies	79	Portland	93	1999-00	1-3	3/9/01	W	Grizzlies	95	Portland	85
		4/7/09	L	Portland	83	Grizzlies	66			3/6/01	W	Portland	97	Grizzlies	105
		3/28/09	L	Portland	86	Grizzlies	66			12/29/00	L	Portland	104	Grizzlies	81
2007-08	0-3	3/16/09	L	Grizzlies	92	Portland	103	1998-99	0-3	4/8/00	L	Portland	98	Grizzlies	85
		2/18/09	L	Portland	94	Grizzlies	90			4/6/00	W	Grizzlies	89	Portland	87
		4/15/08	L	Portland	113	Grizzlies	91			3/30/00	L	Portland	101	Grizzlies	91
2006-07	2-2	12/3/07	L	Grizzlies	105	Portland	106	1997-98	2-2	11/2/99	L	Grizzlies	86	Portland	106
		11/9/07	L	Portland	110	Grizzlies	98			4/6/99	L	Portland	98	Grizzlies	89
		3/29/07	W	Portland	92	Grizzlies	96			3/8/99	L	Grizzlies	73	Portland	92
2005-06	2-1	2/23/07	W	Portland	102	Grizzlies	103	1996-97	0-4	2/8/99	L	Grizzlies	76	Portland	95
		1/27/07 (2ot)	L	Grizzlies	132	Portland	135			4/11/98 (ot)	W	Grizzlies	105	Portland	96
		12/13/06	L	Grizzlies	79	Portland	85			3/26/98	L	Portland	108	Grizzlies	102
2004-05	3-1	12/30/05	W	Portland	90	Grizzlies	93	1995-96	2-2	12/21/97	W	Grizzlies	88	Portland	86
		12/21/05	W	Grizzlies	89	Portland	79			12/19/97	L	Portland	96	Grizzlies	91
		11/22/05	L	Grizzlies	87	Portland	95			4/17/97	L	Grizzlies	73	Portland	105
2003-04	2-2	3/14/05	W	Grizzlies	104	Portland	83	1994-95	2-2	3/28/97	L	Portland	115	Grizzlies	81
		3/2/05	L	Portland	80	Grizzlies	66			12/12/96	L	Portland	99	Grizzlies	78
		2/11/05	W	Grizzlies	88	Portland	82			11/1/96	L	Grizzlies	85	Portland	114
2003-04	2-2	11/17/04	W	Portland	82	Grizzlies	101	1993-94	2-2	4/14/96	L	Grizzlies	79	Portland	81
		3/3/04	W	Portland	88	Grizzlies	97			4/2/96	L	Portland	101	Grizzlies	85
		1/28/04	L	Grizzlies	76	Portland	88			12/15/95 (ot)	W	Grizzlies	104	Portland	100
		12/7/03	W	Grizzlies	93	Portland	79			11/3/95	W	Portland	80	Grizzlies	92
		11/5/03	L	Portland	93	Grizzlies	87								

## 2011-12 SEASON SERIES STATISTICS

### MEMPHIS VS. PORTLAND

PLAYER	G-GS	MIN	FG-FGA	PCT	3FG-FGA	PCT	FT-FTA	PCT	OFF	DEF	TOT	AST	PF-DQ	STL	TO	BLK	PTS	AVG	HI
Gay	3-3	97	18-41	.439	3-9	.333	3-4	.750	3	13	16	5	12-0	4	5	3	42	14.0	21
Gasol	3-3	102	16-29	.552	0-0	---	9-12	.750	4	13	17	10	7-0	1	4	2	41	13.7	22
Mayo	3-0	85	16-38	.421	4-12	.333	4-4	1.000	2	8	10	6	8-0	2	3	1	40	13.3	20
Randolph	1-1	27	5-10	.500	0-0	---	2-2	1.000	1	5	6	0	1-0	1	1	0	12	12.0	12
Allen	3-3	79	19-26	.500	1-2	.500	4-6	.667	7	6	13	8	5-0	4	2	1	31	10.3	17
Conley	3-3	97	10-39	.256	2-8	.250	2-3	.667	1	4	5	14	7-0	8	3	0	24	8.0	13
Speights	3-2	66	9-24	.375	0-0	---	6-8	.750	12	11	23	4	9-0	1	6	1	24	8.0	13
Cunningham	3-0	39	10-16	.625	0-0	---	3-5	.600	4	10	14	0	7-0	2	1	3	23	7.7	12
Selby	2-0	27	4-10	.400	0-3	.000	2-2	1.000	0	3	3	4	0-0	0	2	0	10	5.0	8
Haddadi	2-0	20	3-4	.750	0-0	---	2-2	1.000	3	1	4	1	6-0	0	1	0	8	4.0	4
Pondexter	3-0	42	4-8	.500	0-2	.000	1-2	.500	2	5	7	2	4-0	0	0	0	9	3.0	5
Davis	1-0	3	1-1	1.000	0-0	---	0-0	---	1	0	1	1	0-0	0	0	0	2	2.0	2
Pargo	1-0	3	1-1	1.000	0-0	---	0-0	---	0	1	1	1	0-0	0	1	0	2	2.0	2
Arenas	2-0	20	1-7	.143	0-3	.000	0-0	---	0	2	2	4	5-0	2	3	0	2	1.0	2
Hudson	1-0	5	0-3	.000	0-0	---	0-0	---	0	0	0	0	0-0	0	1	0	0	0.0	0
Young	1-0	9	0-4	.000	0-0	---	0-0	---	1	1	2	2	0-0	0	1	0	0	0.0	0
GRIZZLIES	3	720	111-261	.425	10-39	.256	38-50	.760	41	83	124	62	71-0	25	34	11	270	90.0	93

### PORTLAND VS. MEMPHIS

PLAYER	G-GS	MIN	FG-FGA	PCT	3FG-FGA	PCT	FT-FTA	PCT	OFF	DEF	TOT	AST	PF-DQ	STL	TO	BLK	PTS	AVG	HI
Aldridge	2-2	72	15-27	.556	0-0	---	9-10	.900	4	7	11	4	5-0	0	7	0	39	19.5	23
Crawford	3-0	83	13-36	.361	5-16	.313	22-23	.957	1	3	4	9	2-0	4	6	1	53	17.7	21
Batum	2-1	55	11-19	.579	5-10	.500	7-7	1.000	1	3	4	4	2-0	1	4	2	34	17.0	24
Mathews	3-3	112	15-38	.395	7-22	.318	10-10	1.000	2	15	17	2	5-0	4	3	1	47	15.7	18
Hickson	1-1	38	9-16	.563	0-0	---	5-7	.714	7	6	13	1	4-0	0	4	0	23	23.0	23
Felton	2-2	63	7-19	.368	1-6	.167	8-9	.889	0	4	4	11	4-0	1	6	1	23	11.5	13
Wallace	1-1	32	3-6	.500	0-2	.000	1-2	.500	1	10	11	1	2-0	2	2	0	7	7.0	7
Babbitt	3-1	48	4-11	.364	3-7	.429	2-2	1.000	1	7	8	2	2-0	2	5	0	13	4.3	10
N. Smith	3-1	55	4-19	.211	0-6	.000	4-6	.667	1	3	4	8	4-0	2	6	0	12	4.0	8
Flynn	2-0	17	0-5	.000	0-2	.000	2-2	1.000	1	2	3	5	2-0	0	0	0	2	1.0	2
C. Smith	3-0	22	3-8	.375	0-0	---	4-4	1.000	4	2	6	0	3-0	0	1	0	10	3.3	8
Thomas	3-0	42	3-8	.375	0-0	---	4-4	1.000	3	9	12	5	9-0	2	1	1	10	3.3	6
Camby	1-1	32	1-2	.500	0-0	---	1-2	.500	4	18	22	1	3-0	2	4	5	3	3.0	3
Thaebert	1-1	20	1-5	.200	0-0	---	1-4	.250	4	4	8	0	2-0	1	1	0	3	3.0	3
C. Johnson	1-0	4	1-2	.500	0-0	---	0-0	---	0	0	0	0	1-0	0	0	0	2	2.0	2
E. Williams	1-0	4	1-1	1.000	0-0	---	0-0	---	0	0	0	0	0-0	0	0	0	2	2.0	2
Przybilla	1-1	21	0-1	.000	0-0	---	0-0	---	1	6	7	1	3-0	0	1	1	0	0.0	0
TRAIL BLAZERS	3	720	91-223	.408	21-71	.296	80-92	.870	35	99	134	54	53-0	21	53	12	283	94.3	97



# SACRAMENTO



Power Balance Pavilion – 17,317 (1988)

One Sports Parkway

Sacramento, CA 95834

(916) 928-0000

www.kings.com

## SCHEDULE

**Monday, January 7, 2013 at Sacramento**

**Friday, January 18, 2013 at Memphis**

**Tuesday, February 12, 2013 at Memphis**

**Sunday, April 7, 2013 at Sacramento**

## DIRECTORY

**Ownership:** Maloof Sports and Entertainment

**President, Basketball Operations:** Geoff Petrie

**President:** Matina Kolokotronis

**Vice President and General Manager, Basketball Operations:** Wayne Cooper

**Assistant Vice President, Basketball Operations:** Mike Petrie

**Head Coach:** Keith Smart

**Assistant Coaches:** Jim Eyen  
Alex English  
Bobby Jackson

**Director of Sports Medicine:** Pete Youngman

**Media Relations Staff:** Troy Hanson  
Darrin May  
Darryl Arata  
Devin Blankenship  
Chris Clark

## GENERAL INFORMATION

**Radio – KHTK (1140 AM):** Gary Gerould (play-by-play)

**Television/Cable –**

**Comcast SportsNet:** Grant Napear (play-by-play)  
Jerry Reynolds (analyst)  
Jim Gray  
Bill Walton

**Team Colors:** Purple, Silver, Black

## BACKGROUND

Founded (BAA/NBA): 1948-49 (Rochester Royals)

NBA Seasons: 64

All-Time NBA Regular Season Record: 2,346-2,695 (.465)

2011-12 Record: 22-44 (5th in Pacific Division)

2012 Playoffs: Did Not Qualify

## GRIZZLIES PLAYERS CAREER STATS VS. SACRAMENTO

PLAYER	G-GS	MIN	FG-FGA	PCT	3FG-FGA	PCT	FT-FTA	PCT	OFF	DEF	TOT	AST	PF-DQ	STL	TO	BLK	PTS	AVG	HI
Allen	15-8	284	43-88	.489	0-0	---	20-26	.769	12	28	40	24	30-0	22	25	10	106	7.1	14
Arthur	9-3	150	31-52	.596	0-0	---	6-13	.462	14	22	36	7	21-0	5	6	4	68	7.6	17
Bayless	7-0	91	13-32	.406	2-7	.286	18-22	.818	2	10	12	13	10-0	2	9	2	46	6.6	14
Conley	18-17	553	83-177	.469	15-43	.349	40-52	.769	6	50	56	107	44-0	24	34	5	221	12.3	22
Ellington	9-1	195	27-63	.429	10-24	.417	5-6	.833	1	14	15	9	11-0	5	10	1	69	7.7	15
Gasol	13-13	446	73-122	.598	1-1	1.000	46-57	.807	25	74	99	29	38-0	14	25	21	193	14.8	27
Gay	18-17	654	133-273	.487	22-60	.367	78-105	.743	34	86	120	37	45-0	23	41	15	366	20.3	32
Haddadi	6-0	36	9-20	.450	0-0	---	1-3	.333	5	11	16	2	8-0	0	3	2	19	3.2	10
Pondexter	7-0	63	5-13	.385	0-1	.000	4-4	1.000	3	3	6	3	5-0	1	1	0	14	2.0	6
Randolph	29-21	825	197-404	.488	1-11	.091	100-132	.758	78	173	251	49	69-1	23	54	8	495	17.1	35
Selby	3-0	12	0-5	.000	0-1	.000	0-0	---	0	1	1	2	2-0	0	0	0	0	0.0	0
Speights	7-1	130	23-48	.479	0-2	.000	13-14	.929	12	23	35	7	14-1	4	7	6	59	8.4	15



## GRIZZLIES VS KINGS SERIES RECORDS

Record	W-L	Current Streak
Overall	22-42	Sacramento, one win
Home	18-14	Grizzlies, five wins
Road	4-28	Sacramento, two wins

Last home win:	1/21/12 (128-95)
Last home loss:	2/20/09 (106-115)
Last road win:	11/6/10 (100-91)
Last road loss:	3/20/12 (110-119)
Largest margin of victory:	33, 1/21/12 (128-95)
Largest margin of defeat:	28, 4/6/01 (90-118)

## ALL-TIME SERIES

Season	W-L	Date	Results	Home	Visitor	Season	W-L	Date	Results	Home	Visitor
2011-12	2-1	3/20/12	L	Sacramento	Grizzlies 119	2002-03	0-4	1/23/03	L	Grizzlies 98	Sacramento 104
		1/21/12	W	Grizzlies 128	Sacramento 95			1/12/03	L	Grizzlies 106	Sacramento 98
		1/31/12	W	Grizzlies 113	Sacramento 96			11/6/02	L	Sacramento 99	Grizzlies 91
2010-11	3-1	4/8/11	W	Grizzlies 101	Sacramento 96			11/2/02	L	Grizzlies 99	Sacramento 116
		2/26/11	W	Grizzlies 120	Sacramento 92	2001-02	1-3	4/2/02	L	Grizzlies 83	Sacramento 107
		12/29/10	L	Sacramento 100	Grizzlies 98			1/21/02	L	Sacramento 112	Grizzlies 98
		11/6/10	W	Sacramento 91	Grizzlies 100			12/16/01	L	Sacramento 104	Grizzlies 87
2009-10	2-1	3/22/10	W	Sacramento 85	Grizzlies 102			11/26/01	W	Grizzlies 98	Sacramento 94
		11/23/09	W	Grizzlies 116	Sacramento 105	2000-01	0-4	4/16/01	L	Sacramento 110	Grizzlies 100
		11/2/09 (ot)	L	Sacramento 127	Grizzlies 116			4/6/01	L	Grizzlies 90	Sacramento 118
2008-09	2-2	3/27/09	W	Sacramento 95	Grizzlies 113			2/2/01	L	Sacramento 105	Grizzlies 95
		2/20/09	L	Grizzlies 106	Sacramento 115			12/22/00	L	Grizzlies 93	Sacramento 95
		11/18/08	W	Grizzlies 109	Sacramento 94	1999-00	1-3	2/29/00	L	Sacramento 112	Grizzlies 87
		11/5/08	L	Sacramento 100	Grizzlies 95			2/26/00	W	Grizzlies 102	Sacramento 90
2007-08	2-2	3/26/08 (ot)	L	Sacramento 107	Grizzlies 106			12/15/99	L	Grizzlies 106	Sacramento 109
		3/22/08	W	Grizzlies 117	Sacramento 111			11/16/99	L	Sacramento 81	Grizzlies 77
		2/12/08	W	Grizzlies 107	Sacramento 94	1998-99	0-4	5/5/99	L	Sacramento 99	Grizzlies 95
		1/10/08	L	Sacramento 116	Grizzlies 113			4/11/99	L	Grizzlies 88	Sacramento 91
2006-07	1-2	4/10/07	L	Grizzlies 100	Sacramento 112			3/2/99	L	Grizzlies 101	Sacramento 111
		1/29/07	W	Grizzlies 124	Sacramento 117			2/7/99	L	Sacramento 109	Grizzlies 87
		11/15/06	L	Sacramento 115	Grizzlies 111	1997-98	2-2	4/19/98 (ot)	W	Sacramento 108	Grizzlies 112
2005-06	2-2	3/10/06	L	Sacramento 105	Grizzlies 93			3/6/98	L	Grizzlies 96	Sacramento 98
		2/15/06	W	Grizzlies 84	Sacramento 78			1/2/98	L	Sacramento 94	Grizzlies 80
		2/7/06	L	Sacramento 104	Grizzlies 96			11/1/97	W	Grizzlies 97	Sacramento 96
		1/10/06	W	Grizzlies 99	Sacramento 85	1996-97	0-4	4/8/97	L	Sacramento 109	Grizzlies 93
2004-05	0-3	3/8/05	L	Sacramento 85	Grizzlies 82			1/11/97	L	Grizzlies 101	Sacramento 109
		11/30/04	L	Grizzlies 93	Sacramento 98			12/26/96	L	Sacramento 111	Grizzlies 88
		11/19/04	L	Sacramento 107	Grizzlies 105			11/18/96	L	Grizzlies 83	Sacramento 84
2003-04	2-2	1/23/04	W	Grizzlies 109	Sacramento 95	1995-96	2-2	4/12/96	W	Grizzlies 99	Sacramento 98
		12/23/04	L	Sacramento 114	Grizzlies 97			3/11/96	L	Sacramento 92	Grizzlies 86
		12/16/04	W	Grizzlies 105	Sacramento 100			2/14/96	W	Grizzlies 93	Sacramento 88
		11/25/03	L	Sacramento 109	Grizzlies 89			12/18/95	L	Sacramento 92	Grizzlies 85

## 2011-12 SEASON SERIES STATISTICS

## MEMPHIS VS. SACRAMENTO

PLAYER	G-GS	MIN	FG-FGA	PCT	3FG-FGA	PCT	FT-FTA	PCT	OFF	DEF	TOT	AST	PF-DQ	STL	TO	BLK	PTS	AVG	HI
Gay	3-3	111	27-48	.563	0-7	.000	15-19	.789	5	12	17	8	2-0	5	8	2	69	23.0	23
Conley	3-2	90	21-35	.600	4-9	.444	6-6	1.000	0	5	5	22	6-0	7	4	1	52	17.3	22
Gasol	3-3	108	20-29	.690	1-1	1.000	8-10	.800	2	34	36	16	11-0	3	4	6	49	16.3	20
Mayo	3-0	63	19-38	.500	6-13	.462	0-0	---	2	3	5	7	4-0	1	4	2	44	14.7	22
Randolph	1-1	29	6-15	.400	0-0	---	1-2	.500	4	3	7	0	3-0	2	2	0	13	13.0	13
Young	2-0	34	9-16	.563	0-0	.000	6-6	1.000	3	4	7	1	1-0	3	1	0	24	12.0	20
Allen	3-3	66	13-27	.481	0-0	---	6-9	.667	5	6	11	3	6-0	7	7	1	32	10.7	14
Speights	2-1	49	8-14	.571	0-1	.000	3-3	1.000	6	15	21	2	8-1	1	1	0	19	9.5	12
Cunningham	3-1	48	8-18	.444	0-0	---	3-7	.429	8	7	15	2	6-0	1	4	1	19	6.3	9
Pargo	3-1	54	6-17	.353	3-4	.750	1-2	.500	1	2	3	4	6-0	0	2	0	16	5.3	7
Pondexter	3-0	41	4-7	.571	0-1	.000	2-2	1.000	1	2	3	2	3-0	1	1	0	10	3.3	6
Haddadi	2-0	7	2-3	.667	0-0	---	0-0	---	0	5	5	1	3-0	0	2	0	4	2.0	2
Davis	2-0	8	0-1	.000	0-1	.000	0-0	.000	0	1	1	1	1-0	0	0	0	0	0.0	0
Selby	3-0	12	0-5	.000	0-1	.000	0-0	---	0	1	1	2	2-0	0	0	0	0	0.0	0
GRIZZLIES	3	720	143-273	.524	14-40	.350	51-68	.750	37	100	137	71	62-1	31	40	13	351	117.0	128

## SACRAMENTO VS. MEMPHIS

PLAYER	G-GS	MIN	FG-FGA	PCT	3FG-FGA	PCT	FT-FTA	PCT	OFF	DEF	TOT	AST	PF-DQ	STL	TO	BLK	PTS	AVG	HI
Cousins	3-2	77	19-39	.487	0-0	---	8-15	.533	12	12	24	5	11-1	6	5	4	46	15.3	23
Thornton	3-3	80	15-34	.441	4-11	.364	4-6	.667	3	6	9	8	4-0	3	2	0	38	12.7	31
Fredette	3-0	68	11-26	.423	7-13	.538	8-10	.800	2	4	6	6	1-0	2	2	0	37	12.3	20
Evans	3-2	81	14-31	.452	1-3	.333	6-8	.750	2	8	10	12	4-0	3	10	1	35	11.7	13
Thomas	3-1	72	10-27	.370	2-12	.167	13-14	.929	3	12	15	15	1-0	3	6	0	35	11.7	18
Greene	3-0	45	13-19	.684	1-6	.167	2-2	1.000	1	8	9	4	5-0	1	5	1	29	9.7	21
Thompson	3-2	85	12-30	.400	0-0	---	5-7	.714	11	11	22	4	9-0	1	5	2	29	9.7	14
Outlaw	3-0	52	9-17	.529	2-6	.333	1-4	.250	0	3	3	2	3-0	1	2	2	21	7.0	11
Hayes	2-1	42	5-6	.833	0-1	.000	3-4	.750	1	5	6	1	6-0	1	4	0	13	6.5	8
Hickson	2-1	41	3-10	.300	0-0	---	6-6	1.000	2	8	10	1	3-0	1	2	1	12	6.0	12
Salmons	2-2	44	4-11	.364	1-2	.500	0-0	---	1	7	8	3	7-0	3	2	0	9	4.5	7
Garcia	2-1	30	2-8	.250	1-6	.167	1-1	1.000	0	3	3	0	3-0	3	3	1	6	3.0	3
Whiteside	1-0	3	0-0	---	0-0	---	0-0	---	0	1	1	0	1-0	0	0	2	0	0.0	0
KINGS	3	720	117-258	.453	19-60	.317	57-77	.740	38	88	126	61	58-1	28	49	14	310	103.3	119





# SAN ANTONIO



AT&T Center – 18,581 (2002)  
 One AT&T Center  
 San Antonio, TX 78219  
 (210) 444-5500  
 www.spurs.com

## SCHEDULE

**Saturday, December 1, 2012 at San Antonio**  
**Friday, January 11, 2013 at Memphis**  
**Wednesday, January 16, 2013 at San Antonio**  
**Monday, April 1, 2013 at Memphis**

## DIRECTORY

**Chairman & CEO:** Peter M. Holt  
**President of Basketball Operations/Head Coach:** Gregg Popovich  
**President of Sports Franchises/General Manager:** R.C. Buford  
**Assistant General Manager:** Scott Layden  
**Assistant Coaches:** Mike Budenholzer  
 Brett Brown  
 Ime Udok  
 Chip Engelland  
 Chad Forcier  
**Head Athletic Trainer:** Will Sevensen  
**Media Services Staff:** Tom James  
 Kris Davis  
 Mitch Heckart

## GENERAL INFORMATION

**Radio – WOAI (1200 AM):** Bill Schoening (play-by-play)  
**Spanish Radio – KCOR (1350 AM):** Paul Castro (play-by-play)  
**Television – KENS (Ch. 5)/KMYS (Ch. 35)/Fox Sports Southwest (Ch. 26):** Bill Land (play-by-play)  
 Sean Elliott (analyst)  
 Andrew Monaco (studio host/sideline)  
**Team Colors:** Metallic Silver, Black

## BACKGROUND

Founded (ABA/NBA): 1967-68/1976-77 (Dallas Chaparrals)  
 NBA Seasons: 36  
 All-Time NBA Regular Season Record: 1,764-1,140 (.607)  
 2011-12 Record: 50-16 (1st in Southwest Division)  
 2012 Playoffs: Eliminated by Oklahoma City (4-2) in the Western Conference Finals

## GRIZZLIES PLAYERS CAREER STATS VS. SAN ANTONIO

PLAYER	G-GS	MIN	FG-FGA	PCT	3FG-FGA	PCT	FT-FTA	PCT	OFF	DEF	TOT	AST	PF-DQ	STL	TO	BLK	PTS	AVG	HI
Allen	12-7	238	42-77	.545	1-7	.143	27-34	.794	16	16	32	9	29-0	13	16	7	112	9.3	23
Arthur	10-0	174	31-71	.437	0-1	.000	8-9	.889	18	20	38	5	23-0	5	8	6	70	7.0	21
Bayless	7-2	106	14-41	.341	2-2	1.000	19-22	.864	0	6	6	18	11-0	3	7	1	49	7.0	31
Conley	17-14	550	75-162	.463	11-23	.478	43-55	.782	8	42	50	76	40-0	17	31	4	204	12.0	19
Ellington	8-0	151	26-55	.473	7-16	.438	7-7	1.000	1	12	13	7	9-0	6	8	2	66	8.3	17
Gasol	15-15	510	66-143	.462	0-2	.000	47-68	.691	35	94	129	41	49-0	15	25	25	179	11.9	22
Gay	20-17	685	110-282	.390	10-50	.200	31-48	.646	24	87	111	34	53-1	24	46	10	261	13.1	26
Haddadi	6-0	24	4-7	.571	0-0	---	2-2	1.000	6	5	11	1	5-0	0	2	4	10	1.7	6
Pondexter	7-2	114	14-28	.500	1-4	.250	2-2	1.000	2	8	10	2	10-0	2	4	0	31	4.4	10
Randolph	31-24	950	190-438	.434	6-16	.375	109-145	.752	103	168	271	44	66-0	29	48	7	495	16.0	29
Selby	1-0	8	0-1	.000	0-1	.000	0-0	---	0	0	0	0	1-0	0	0	0	0	0.0	0
Speights	8-3	147	28-56	.500	0-1	.000	17-19	.895	13	22	35	0	16-0	2	7	4	73	9.1	15



## GRIZZLIES VS SPURS SERIES RECORDS

<b>Record</b>	<b>W-L</b>	<b>Current Streak</b>	<b>Last home win:</b> 3/27/11 (111-104)
Overall	16-51	San Antonio, four wins	<b>Last home loss:</b> 2/6/12 (84-89)
Home	10-24	San Antonio, two wins	<b>Last road win:</b> 4/9/10 (107-99)
Road	6-27	San Antonio, four wins	<b>Last road loss:</b> 4/12/12 (97-107)
			<b>Largest margin of victory:</b> 16 (twice), 3/1/11 (109-93)*
			<b>Largest margin of defeat:</b> 49, 11/8/95 (62-111)

\* Most recent occurrence

## ALL-TIME SERIES

Season	W-L	Date	Results	Home	Visitor	Season	W-L	Date	Results	Home	Visitor
2011-12	0-4	4/12/12	L	San Antonio	107 Grizzlies	2003-04	3-1	3/9/04	W	Grizzlies	94 San Antonio
		2/6/12	L	Grizzlies	84 San Antonio			3/1/04	W	San Antonio	80 Grizzlies
		1/30/12	L	Grizzlies	73 San Antonio			12/15/03	L	San Antonio	78 Grizzlies
		12/26/11	L	San Antonio	95 Grizzlies			11/3/03	W	Grizzlies	88 San Antonio
2010-11	2-2	3/27/11	W	Grizzlies	111 San Antonio	2002-03	1-3	4/2/03	L	Grizzlies	87 San Antonio
		3/1/11	W	Grizzlies	109 San Antonio			1/22/03	W	San Antonio	93 Grizzlies
		2/27/11	L	San Antonio	95 Grizzlies			11/22/02	L	San Antonio	95 Grizzlies
		12/18/10 (ot)	L	San Antonio	112 Grizzlies			11/4/02 (ot)	L	Grizzlies	101 San Antonio
2009-10	2-2	4/9/10	W	San Antonio	99 Grizzlies	2001-02	0-4	4/13/02	L	Grizzlies	92 San Antonio
		3/6/10	L	Grizzlies	92 San Antonio			3/12/02	L	San Antonio	98 Grizzlies
		1/29/10	L	San Antonio	104 Grizzlies			2/19/02 (ot)	L	San Antonio	93 Grizzlies
		1/16/10	W	Grizzlies	92 San Antonio			12/30/01	L	Grizzlies	79 San Antonio
2008-09	0-4	1/2/09	L	Grizzlies	80 San Antonio	2000-01	0-4	3/5/01	L	Grizzlies	77 San Antonio
		12/27/08 (2ot)	L	San Antonio	106 Grizzlies			1/23/01	L	San Antonio	110 Grizzlies
		11/28/08	L	San Antonio	109 Grizzlies			12/3/00	L	Grizzlies	79 San Antonio
		11/24/08	L	Grizzlies	81 San Antonio			11/11/00	L	San Antonio	91 Grizzlies
2007-08	1-3	12/30/07	L	San Antonio	111 Grizzlies			4/17/00	L	San Antonio	100 Grizzlies
		12/13/07	W	Grizzlies	88 San Antonio	1999-00	0-4	4/9/00	L	Grizzlies	99 San Antonio
		11/23/07	L	San Antonio	101 Grizzlies			12/30/99	L	Grizzlies	88 San Antonio
		10/31/07	L	Grizzlies	101 San Antonio			12/9/99	L	San Antonio	99 Grizzlies
2006-07	1-3	4/16/07	W	Grizzlies	101 San Antonio	1998-99	0-3	4/29/99	L	Grizzlies	72 San Antonio
		1/26/07	L	San Antonio	112 Grizzlies			4/1/99	L	San Antonio	103 Grizzlies
		1/7/07	L	Grizzlies	96 San Antonio			3/20/99 (ot)	L	Grizzlies	88 San Antonio
		12/20/06	L	San Antonio	105 Grizzlies	1997-98	0-4	4/16/98	L	Grizzlies	97 San Antonio
2005-06	0-4	4/9/06	L	San Antonio	83 Grizzlies			12/30/97	L	Grizzlies	115 San Antonio
		2/24/06	L	Grizzlies	80 San Antonio			12/17/97	L	San Antonio	98 Grizzlies
		1/16/06	L	Grizzlies	83 San Antonio			11/5/97	L	San Antonio	87 Grizzlies
		1/14/06	L	San Antonio	80 Grizzlies	1996-97	3-1	2/12/97	W	San Antonio	101 Grizzlies
2004-05	3-1	4/18/05	W	Grizzlies	94 San Antonio			12/30/96	L	Grizzlies	88 San Antonio
		4/16/05	L	San Antonio	97 Grizzlies			12/6/96	W	San Antonio	89 Grizzlies
		2/26/05	W	San Antonio	82 Grizzlies			11/24/96	W	Grizzlies	96 San Antonio
		11/22/04	W	Grizzlies	93 San Antonio	1995-96	0-4	4/16/96	L	Grizzlies	86 San Antonio
								4/10/96	L	San Antonio	105 Grizzlies
								2/25/96	L	Grizzlies	84 San Antonio
								11/8/95	L	San Antonio	111 Grizzlies

## 2011-12 SEASON SERIES STATISTICS

### MEMPHIS VS. SAN ANTONIO

PLAYER	G-GS	MIN	FG-FGA	PCT	3FG-FGA	PCT	FT-FTA	PCT	OFF	DEF	TOT	AST	PF-DQ	STL	TO	BLK	PTS	AVG	HI
Gay	4-4	158	24-73	.329	1-7	.143	8-12	.667	8	21	29	8	9-0	9	12	2	57	14.3	19
Conley	4-4	141	18-48	.375	5-10	.500	15-18	.833	3	13	16	22	11-0	4	10	0	56	14.0	19
Gasol	4-4	151	21-40	.525	0-0	---	14-18	.778	4	33	37	8	15-0	7	10	5	56	14.0	22
Mayo	4-0	93	17-39	.436	5-12	.417	7-11	.636	0	13	13	6	12-1	3	7	2	46	11.5	17
Randolph	2-1	57	7-18	.389	0-1	.000	6-10	.600	6	11	17	4	4-0	3	3	0	20	10.0	10
Speights	3-3	64	9-20	.450	0-1	.000	11-11	1.000	5	8	13	0	6-0	1	4	1	29	9.7	15
Arenas	1-0	16	3-6	.500	0-3	.000	0-0	---	0	0	0	0	2-0	0	2	0	6	6.0	6
Allen	2-2	36	4-12	.333	0-0	---	3-3	1.000	3	2	5	1	7-0	5	6	1	11	5.5	9
Young	2-0	45	5-13	.385	0-2	.000	0-0	---	0	6	6	1	3-0	1	1	0	10	5.0	6
Cunningham	4-0	59	7-13	.538	0-1	.000	0-2	.000	3	4	7	2	6-0	2	2	0	14	3.5	8
Pondexter	4-2	77	7-14	.500	0-3	.000	0-0	---	2	6	8	1	4-0	2	3	0	14	3.5	6
Pargo	4-0	33	4-12	.333	2-5	.400	2-2	1.000	1	2	3	5	2-0	2	8	0	12	3.0	5
Davis	2-0	15	2-3	.667	1-2	.500	0-0	---	2	3	5	0	2-0	1	0	0	5	2.5	5
Haddadi	1-0	3	0-1	.000	0-0	---	0-0	---	0	1	1	0	0-0	0	0	0	0	0.0	0
Selby	1-0	8	0-1	.000	0-1	.000	0-0	---	0	0	0	0	1-0	0	0	0	0	0.0	0
Skinner	1-0	4	0-1	.000	0-0	---	0-0	---	0	0	0	0	1-0	0	0	0	0	0.0	0
<b>GRIZZLIES</b>	<b>4</b>	<b>960</b>	<b>128-314</b>	<b>.408</b>	<b>14-48</b>	<b>.292</b>	<b>66-87</b>	<b>.759</b>	<b>37</b>	<b>123</b>	<b>160</b>	<b>58</b>	<b>85-1</b>	<b>40</b>	<b>69</b>	<b>11</b>	<b>336</b>	<b>84.0</b>	<b>97</b>

### SAN ANTONIO VS. MEMPHIS

PLAYER	G-GS	MIN	FG-FGA	PCT	3FG-FGA	PCT	FT-FTA	PCT	OFF	DEF	TOT	AST	PF-DQ	STL	TO	BLK	PTS	AVG	HI
Ginobili	2-1	61	11-24	.458	4-12	.333	18-19	.947	1	10	11	8	2-0	3	2	2	44	22.0	24
Duncan	4-4	120	28-48	.583	0-0	---	15-18	.833	9	32	41	10	13-0	2	11	10	71	17.8	28
Parker	4-4	144	21-55	.382	0-1	.000	12-19	.632	3	8	11	35	6-0	11	14	0	54	13.5	21
Jefferson	3-3	88	12-28	.429	7-17	.412	1-2	.500	0	11	12	3	5-0	2	2	1	32	10.7	14
Bonner	4-0	102	12-29	.414	9-24	.375	0-0	---	0	7	7	3	7-0	0	0	3	33	8.3	15
Leonard	4-3	91	11-29	.379	2-8	.250	4-9	.444	10	13	23	3	4-0	6	3	1	28	7.0	12
Splitter	4-0	80	12-20	.600	0-0	---	3-7	.429	7	18	25	2	11-0	3	7	2	27	6.8	14
Green	4-1	86	7-29	.241	5-14	.357	7-9	.778	8	5	13	5	3-0	5	6	1	26	6.5	11
Blair	4-4	52	10-18	.556	0-0	---	2-4	.500	4	6	10	1	9-0	2	8	1	22	5.5	9
Diaw	1-0	14	2-3	.667	1-1	1.000	0-0	---	1	4	5	1	3-0	0	2	0	5	5.0	5
Jackson	1-0	24	2-5	.400	1-2	.500	0-0	---	0	1	1	2	3-0	1	4	0	5	5.0	5
Neal	3-0	50	5-14	.357	3-5	.600	2-2	1.000	1	7	8	1	7-0	2	5	1	15	5.0	8
Anderson	3-0	30	5-13	.385	2-8	.250	0-0	---	0	2	2	3	2-0	0	0	0	12	4.0	9
Ford	1-0	15	0-2	.000	0-1	.000	0-0	---	0	1	1	2	2-0	1	1	0	0	0.0	0
Joseph	2-0	2	0-0	---	0-0	---	0-0	---	0	0	0	1	1-0	0	0	0	0	0.0	0
<b>SPURS</b>	<b>4</b>	<b>960</b>	<b>138-317</b>	<b>.435</b>	<b>34-93</b>	<b>.366</b>	<b>64-89</b>	<b>.719</b>	<b>45</b>	<b>125</b>	<b>170</b>	<b>80</b>	<b>78-0</b>	<b>38</b>	<b>68</b>	<b>22</b>	<b>374</b>	<b>93.5</b>	<b>107</b>



# TORONTO



Air Canada Centre – 19,800 (1999)  
40 Bay St.  
Toronto, Ontario, Canada  
M5J 2X2  
(416) 815-5600  
www.raptors.com

## SCHEDULE

# 12-13

Wednesday, November 28, 2012 at Memphis  
Wednesday, February 20, 2013 at Toronto

OPPONENTS

## GRIZZLIES PLAYERS CAREER STATS VS. TORONTO

PLAYER	G-GS	MIN	FG-FGA	PCT	3FG-FGA	PCT	FT-FTA	PCT	OFF	DEF	TOT	AST	PF-DQ	STL	TO	BLK	PTS	AVG	HI
Allen	21-6	425	57-107	.533	3-9	.333	45-64	.703	18	43	61	38	53-0	27	32	8	162	7.7	16
Arthur	4-1	90	10-24	.417	0-0	---	6-8	.750	6	10	16	1	11-0	4	1	2	26	6.5	8
Bayless	2-0	32	6-17	.353	2-7	.286	0-0	---	1	3	4	5	3-0	1	3	0	14	7.0	11
Conley	8-7	288	32-74	.432	5-15	.333	23-36	.639	5	28	33	55	12-0	9	16	3	92	11.5	21
Ellington	4-1	76	9-24	.375	2-9	.222	6-6	1.000	1	5	6	6	5-0	1	1	0	26	6.5	17
Gasol	8-8	277	47-85	.553	0-0	---	29-42	.690	16	40	56	16	30-0	10	23	14	123	15.4	28
Gay	11-10	427	79-166	.476	12-31	.387	36-46	.783	16	66	82	23	30-1	13	23	12	206	18.7	29
Haddadi	3-0	8	0-1	.000	0-0	---	2-4	.500	2	2	4	0	0-0	0	2	1	2	0.7	2
Pondexter	4-0	47	1-8	.125	0-5	.000	0-0	---	1	4	5	1	6-0	3	2	0	2	0.5	2
Randolph	20-16	611	140-288	.486	2-11	.182	66-85	.776	50	104	154	52	46-0	15	44	2	348	17.4	33
Selby	1-0	5	1-2	.500	0-1	.000	0-0	---	0	0	0	1	0-0	0	0	0	2	2.0	2
Speights	12-2	169	39-72	.542	0-2	.000	16-22	.727	17	24	41	6	33-0	2	11	3	94	7.8	23

## DIRECTORY

**Chairman of the Board:** Larry Tanenbaum  
**President and General Manager:** Bryan Colangelo  
**Executive Vice-President of Basketball Operations:** Ed Stefanski  
**Head Coach:** Dwane Casey  
**Assistant Coaches:** Johnny Davis  
Tom Sterner  
Scott Roth  
Micah Nori  
**Assistant Coach/Basketball Development:** Eric Hughes  
**Head Athletic Trainer:** Scott McCullough  
**Media Relations Staff:** Jim LaBumbard  
Roven Yau  
Phil Summers

## GENERAL INFORMATION

**Radio – The FAN (590 AM):** Paul Jones (play-by-play)  
Eric Smith (analyst)  
**Television – TSN, TSN2, Sportsnet, Sportsnet ONE:** Matt Devlin (play-by-play)  
Leo Rautins (analyst)  
Jack Armstrong (analyst)  
Sherman Hamilton  
**Team Colors:** Red, Black, Silver

## BACKGROUND

Founded: 1995-96  
NBA Seasons: 17  
All-Time NBA Regular Season Record: 547-799 (.406)  
2011-12 Record: 23-43 (4th in Atlantic Division)  
2012 Playoffs: Did Not Qualify

## GRIZZLIES VS RAPTORS SERIES RECORDS

<b>Record</b>	<b>W-L</b>	<b>Current Streak</b>	<b>Last home win:</b> 12/27/10 (96-85)
Overall	19-14	Toronto, one win	<b>Last home loss:</b> 3/16/12 (110-114, ot)
Home	10-6	Toronto, one win	<b>Last road win:</b> 3/2/12 (102-99)
Road	9-8	Grizzlies, three wins	<b>Last road loss:</b> 1/9/09 (82-103)
			<b>Largest margin of victory:</b> 30, 4/6/05 (104-74)
			<b>Largest margin of defeat:</b> 21, 1/9/09 (82-103)

## ALL-TIME SERIES

Season	W-L	Date	Results	Home	Visitor	Season	W-L	Date	Results	Home	Visitor
2011-12	1-1	3/16/12 (ot)	L	Grizzlies 110	Toronto 114	2002-03	1-1	3/9/03	W	Toronto 106	Grizzlies 119
		3/2/12	W	Toronto 99	Grizzlies 102			12/1/02	L	Grizzlies 87	Toronto 92
2010-11	2-0	1/24/11	W	Toronto 98	Grizzlies 100	2001-02	1-1	1/8/02	W	Grizzlies 84	Toronto 81
		12/27/10	W	Grizzlies 96	Toronto 85			11/29/01	L	Toronto 91	Grizzlies 88
2009-10	2-0	2/17/10 (ot)	W	Toronto 102	Grizzlies 109	2000-01	0-2	3/25/00	L	Toronto 102	Grizzlies 92
		10/30/09	W	Grizzlies 115	Toronto 107			3/11/00	L	Grizzlies 84	Toronto 101
2008-09	1-1	2/7/09	W	Grizzlies 78	Toronto 70	1999-00	1-1	3/5/00	L	Grizzlies 92	Toronto 94
		1/9/09	L	Toronto 103	Grizzlies 82			1/9/00	W	Toronto 97	Grizzlies 107
2007-08	0-2	11/28/07	L	Toronto 103	Grizzlies 91	1998-99	0-1	2/21/99	L	Toronto 102	Grizzlies 87
		11/21/07	L	Grizzlies 89	Toronto 95	1997-98	1-1	3/8/98	W	Grizzlies 113	Toronto 106
2006-07	1-1	3/7/07	L	Toronto 94	Grizzlies 87			2/22/98 (ot)	L	Toronto 113	Grizzlies 105
		12/30/06	W	Grizzlies 110	Toronto 104	1996-97	1-1	3/9/97	L	Toronto 81	Grizzlies 77
2005-06	2-0	2/21/06	W	Grizzlies 94	Toronto 88			1/19/97	W	Grizzlies 100	Toronto 92
		11/30/05	W	Toronto 66	Grizzlies 92	1995-96	1-1	1/25/96 (ot)	W	Toronto 101	Grizzlies 106
2004-05	2-0	4/6/05	W	Toronto 74	Grizzlies 104			12/10/95	L	Grizzlies 81	Toronto 93
		3/4/05	W	Grizzlies 86	Toronto 75						
2003-04	2-0	3/28/04	W	Toronto 88	Grizzlies 94						
		3/23/04	W	Grizzlies 95	Toronto 88						

## 2011-12 SEASON SERIES STATISTICS

### MEMPHIS VS. TORONTO

PLAYER	G-GS	MIN	FG-FGA	PCT	3FG-FGA	PCT	FT-FTA	PCT	OFF	DEF	TOT	AST	PF-DQ	STL	TO	BLK	PTS	AVG	HI
Randolph	1-0	25	9-14	.643	0-0	---	7-14	.500	6	3	9	1	1-0	2	0	0	25	25.0	25
Gasol	2-2	88	20-36	.556	0-0	---	9-14	.643	4	9	13	4	6-0	2	6	4	49	24.5	28
Gay	2-2	80	18-35	.514	3-6	.500	10-11	.909	4	19	23	6	10-1	2	6	2	49	24.5	26
Conley	2-2	83	9-21	.429	3-7	.429	8-13	.615	1	4	5	15	6-0	5	3	1	29	14.5	21
Mayo	2-0	67	7-20	.350	3-9	.333	9-10	.900	0	9	9	7	6-0	3	3	1	26	13.0	16
Cunningham	2-0	46	7-14	.500	0-0	---	3-6	.500	2	3	5	2	3-0	3	0	1	17	8.5	11
Allen	2-2	45	2-7	.286	0-0	---	3-7	.429	4	1	5	3	5-0	1	5	2	7	3.5	5
Haddadi	1-0	5	0-0	---	0-0	---	2-4	.500	1	1	2	0	0-0	0	1	1	2	2.0	2
Selby	1-0	5	1-2	.500	0-1	.000	0-0	---	0	0	0	1	0-0	0	0	0	2	2.0	2
Speights	2-2	28	1-6	.167	0-0	---	2-4	.500	0	6	6	1	6-0	0	1	1	4	2.0	3
Pondexter	2-0	32	1-7	.143	0-4	.000	0-0	---	1	2	3	0	4-0	3	2	0	2	1.0	2
Young	1-0	2	0-1	.000	0-0	---	0-0	---	0	0	0	1	0-0	1	0	0	0	0.0	0
GRIZZLIES	2	505	75-163	.460	9-27	.333	53-83	.639	23	57	80	41	47-1	22	27	13	212	106.0	110

### TORONTO VS. MEMPHIS

PLAYER	G-GS	MIN	FG-FGA	PCT	3FG-FGA	PCT	FT-FTA	PCT	OFF	DEF	TOT	AST	PF-DQ	STL	TO	BLK	PTS	AVG	HI
Bayless	2-1	62	14-26	.538	4-8	.500	14-16	.875	1	5	6	13	7-1	3	3	1	46	23.0	28
Forbes	1-0	22	6-9	.667	1-1	1.000	7-11	.636	1	3	4	2	1-0	0	1	0	20	20.0	20
Bargnani	1-1	39	4-17	.235	2-5	.400	8-9	.889	2	5	7	1	3-0	0	5	0	18	18.0	18
J. Johnson	2-2	55	11-20	.550	1-1	1.000	5-6	.833	2	10	12	2	9-1	5	5	3	28	14.0	14
Barbosa	1-0	20	6-9	.667	1-3	.333	0-0	---	0	2	2	2	3-0	0	2	0	13	13.0	13
DeRozan	2-2	80	9-24	.375	0-2	.000	4-4	1.000	0	3	3	4	6-0	1	2	2	22	11.0	18
Calderon	1-1	34	3-9	.333	2-5	.400	2-3	.667	0	2	2	9	0-0	1	4	0	10	10.0	10
A. Johnson	2-1	51	9-11	.818	0-1	.000	1-2	.500	2	8	10	3	10-0	1	3	1	19	9.5	10
Kleiza	2-0	46	5-13	.385	2-5	.400	2-2	1.000	0	10	10	2	5-0	0	3	0	14	7.0	12
Gray	2-2	45	4-6	.667	0-0	---	1-2	.500	3	8	11	3	7-0	1	5	1	9	4.5	7
Davis	2-0	26	3-5	.600	0-0	---	1-1	1.000	2	3	5	3	4-0	0	1	2	7	3.5	7
Magloire	2-0	24	3-4	.750	0-0	---	1-2	.500	0	3	3	0	6-0	1	4	2	7	3.5	4
Butler	1-0	0	0-0	---	0-0	---	0-0	---	0	0	0	0	0-0	0	0	0	0	0.0	0
RAPTORS	2	505	77-153	.503	13-31	.419	46-58	.793	13	62	75	44	61-2	13	38	12	213	106.5	114

INTRO

PLAYERS

OWNERSHIP

FRONT OFFICE

MEDIA

COMMUNITY

HISTORY

PLAYOFFS

REVIEW

OPINIONS

NBA

FEDERFORUM

AT A GLANCE



# UTAH



EnergySolutions Arena – 19,911 (1991)  
301 W. South Temple  
Salt Lake City, UT 84101  
(801) 325-2500  
www.utahjazz.com

## SCHEDULE

**Monday, November 5, 2012 at Memphis**  
**Saturday, December 15, 2012 at Utah**  
**Saturday, March 16, 2013 at Utah**  
**Wednesday, April 17, 2013 at Memphis**

## DIRECTORY

**Owner:** Gail Miller  
**Chief Executive Officer:** Greg Miller  
**President:** Randy Rigby  
**Executive Vice President of Basketball Operations:** Kevin O'Connor  
**General Manager:** Dennis Lindsey  
**Head Coach:** Tyrone Corbin  
**Assistant Coaches:** Sidney Lowe  
Jeff Hornacek  
Michael Sanders  
**Assistant Coach/Player Development:** Brad Jones  
Mark McKown  
**Head Athletic Trainer:** Gary Briggs  
**Communications Staff:** Linda Luchetti  
Jonathan Rinehart  
Derek Garduño  
Hannah Lee

## GENERAL INFORMATION

**Radio – KZNS (1280 AM/97.5 FM):** David Locke (play-by-play)  
Ron Boone (analyst)  
**Television – ROOT Sports:** Craig Bolerjack (play-by-play)  
Matt Harpring (analyst)  
**Team Colors:** Navy, Dark Yellow,  
Dark Green, Gray

## BACKGROUND

Founded: 1974-75 (New Orleans)  
NBA Seasons: 38  
All-Time NBA Regular Season Record: 1,669-1,399 (.544)  
2011-12 Record: 36-30 (3rd in Northwest Division)  
2012 Playoffs: Eliminated by San Antonio (0-4) in the first round of the Western Conference Playoffs

## GRIZZLIES PLAYERS CAREER STATS VS. UTAH

PLAYER	G-GS	MIN	FG-FGA	PCT	3FG-FGA	PCT	FT-FTA	PCT	OFF	DEF	TOT	AST	PF-DQ	STL	TO	BLK	PTS	AVG	HI
Allen	15-6	277	34-70	.486	2-5	.400	29-49	.592	8	22	30	15	27-0	19	18	2	99	6.6	21
Arthur	8-3	139	30-58	.517	0-0	---	3-3	1.000	11	14	25	2	26-0	5	7	7	63	7.9	16
Bayless	8-2	152	21-51	.412	1-11	.091	26-31	.839	2	4	6	27	19-1	4	4	0	69	8.6	16
Conley	15-13	464	64-146	.438	11-37	.297	43-50	.860	10	20	30	83	25-0	16	33	2	182	12.1	19
Ellington	9-0	166	27-50	.540	7-15	.467	14-14	1.000	3	17	20	7	10-0	1	4	1	75	8.3	13
Gasol	14-14	454	64-116	.552	1-4	.250	41-63	.651	26	65	91	32	48-0	9	33	29	170	12.1	21
Gay	18-16	596	100-231	.433	18-54	.333	68-85	.800	36	73	109	22	47-1	22	54	14	286	15.9	28
Haddadi	5-0	28	6-9	.667	0-0	---	2-2	1.000	2	5	7	2	3-0	0	1	3	14	2.8	10
Pondexter	5-0	43	1-8	.125	1-2	.500	2-4	.500	2	2	4	1	5-0	3	2	0	5	1.0	4
Randolph	28-23	935	197-391	.504	2-14	.143	142-188	.755	86	166	252	35	77-0	28	59	6	538	19.2	34
Speights	9-2	130	13-45	.289	0-0	---	7-8	.875	14	14	28	3	24-0	2	10	6	33	3.7	10





## GRIZZLIES VS JAZZ SERIES RECORDS

Record	W-L	Current Streak
Overall	17-46	Grizzlies, one win
Home	11-20	Grizzlies, one win
Road	6-26	Utah, nine wins

Last home win:	4/14/12 (103-98)
Last home loss:	2/12/12 (88-98)
Last road win:	1/24/07 (132-130, ot)
Last road loss:	1/6/12 (85-94)
Largest margin of victory:	22, 1/6/06 (87-65)
Largest margin of defeat:	44, 2/29/02 (70-114)

## ALL-TIME SERIES

Season	W-L	Date	Results	Home	Visitor	Season	W-L	Date	Results	Home	Visitor				
2011-12	1-2	4/14/12	W	Grizzlies	103	Utah	2002-03	1-3	2/24/03	W	Grizzlies	103	Utah	92	
		2/12/12	L	Grizzlies	88	Utah			98	2/5/03	L	Utah	105	Grizzlies	84
		1/6/12	L	Utah	94	Grizzlies			85	12/22/02	L	Grizzlies	74	Utah	103
2010-11	2-2	3/21/11	W	Grizzlies	103	Utah	2001-02	3-1	12/6/02	L	Utah	104	Grizzlies	71	
		1/7/11	W	Grizzlies	110	Utah			99	3/11/02	W	Grizzlies	79	Utah	78
		1/1/11	L	Utah	98	Grizzlies			92	2/28/02	L	Utah	114	Grizzlies	70
2009-10	1-2	12/6/10	L	Utah	94	Grizzlies	85	2000-01	0-4	2/5/02	W	Grizzlies	86	Utah	79
		1/8/10	W	Grizzlies	91	Utah	89			1/12/02 (ot)	W	Utah	95	Grizzlies	97
		1/6/10	L	Utah	117	Grizzlies	94			4/1/01	L	Grizzlies	73	Utah	92
2008-09	0-4	11/30/09	L	Utah	120	Grizzlies	93	1999-00	1-3	2/28/01	L	Utah	101	Grizzlies	83
		2/17/09	L	Utah	117	Grizzlies	99			2/7/01	L	Grizzlies	82	Utah	92
		1/16/09	L	Grizzlies	91	Utah	101			12/7/00	L	Utah	98	Grizzlies	87
2007-08	0-3	11/26/08	L	Utah	117	Grizzlies	100	1998-99	0-3	3/25/00	L	Grizzlies	75	Utah	84
		11/22/08	L	Grizzlies	94	Utah	103			1/26/00	W	Utah	99	Grizzlies	116
		3/1/08	L	Grizzlies	92	Utah	113			1/20/00	L	Grizzlies	89	Utah	94
2006-07	1-3	2/2/08	L	Grizzlies	91	Utah	110	1997-98	0-4	12/29/99	L	Utah	101	Grizzlies	90
		11/10/07	L	Utah	118	Grizzlies	94			4/12/99	L	Utah	98	Grizzlies	80
		3/24/07	L	Utah	118	Grizzlies	108			3/26/99	L	Grizzlies	80	Utah	85
2005-06	3-1	2/28/07	L	Grizzlies	88	Utah	104	1996-97	0-4	3/3/99	L	Utah	109	Grizzlies	86
		1/24/07 (ot)	W	Utah	130	Grizzlies	132			4/5/98	L	Grizzlies	93	Utah	99
		12/23/06	L	Grizzlies	97	Utah	100			3/13/98	L	Utah	110	Grizzlies	101
2004-05	3-0	3/19/06	W	Grizzlies	90	Utah	84	1995-96	0-4	12/28/97	L	Grizzlies	88	Utah	89
		1/6/06	W	Grizzlies	87	Utah	65			11/12/97	L	Utah	98	Grizzlies	80
		12/26/05 (ot)	L	Utah	105	Grizzlies	102			4/4/97	L	Utah	106	Grizzlies	79
2003-04	1-3	11/19/05	W	Utah	72	Grizzlies	80	1994-95	0-4	3/2/97	L	Grizzlies	86	Utah	93
		3/11/05	W	Utah	82	Grizzlies	94			1/17/97	L	Grizzlies	68	Utah	106
		1/22/05	W	Grizzlies	94	Utah	110			11/15/96	L	Utah	104	Grizzlies	96
2003-04	1-3	1/3/05	W	Grizzlies	92	Utah	82	1993-94	0-4	4/18/96	L	Grizzlies	79	Utah	94
		4/5/04	L	Utah	92	Grizzlies	81			3/29/96	L	Utah	105	Grizzlies	91
		1/30/04	L	Grizzlies	79	Utah	85			2/7/96	L	Utah	102	Grizzlies	79
		1/2/04	W	Grizzlies	100	Utah	88			2/5/96	L	Grizzlies	83	Utah	92
		11/8/03	L	Utah	96	Grizzlies	89								

## 2011-12 SEASON SERIES STATISTICS

### MEMPHIS VS. UTAH

PLAYER	G-GS	MIN	FG-FGA	PCT	3FG-FGA	PCT	FT-FTA	PCT	OFF	DEF	TOT	AST	PF-DQ	STL	TO	BLK	PTS	AVG	HI
Gay	3-3	116	24-48	.500	4-11	.364	13-15	.867	8	17	25	4	7-0	3	10	3	65	21.7	26
Gasol	3-3	122	23-40	.575	0-3	.000	9-15	.600	6	23	29	8	7-0	1	7	11	55	18.3	21
Conley	3-3	113	17-42	.405	2-9	.222	9-9	1.000	2	5	7	18	4-0	5	8	1	45	15.0	21
Allen	3-3	85	11-24	.458	1-2	.500	16-20	.800	6	7	13	4	6-0	3	4	1	39	13.0	17
Mayo	3-0	72	8-26	.308	5-11	.455	8-8	1.000	0	4	4	3	7-1	1	7	3	29	9.7	20
Randolph	1-0	30	3-6	.500	0-0	---	1-2	.500	2	4	6	2	3-0	0	1	0	7	7.0	7
Arenas	1-0	12	2-3	.667	1-2	.500	0-0	---	0	0	0	2	1-0	1	1	0	5	5.0	5
Cunningham	1-0	54	5-7	.714	0-0	---	3-3	1.000	4	11	15	0	6-0	3	3	0	13	4.3	9
Young	1-0	14	2-4	.500	0-0	---	0-2	.000	2	2	4	1	1-0	1	2	2	4	4.0	4
Speights	3-2	52	5-18	.278	0-0	---	1-2	.500	10	4	14	3	9-0	0	2	1	11	3.7	7
Pargo	2-0	17	1-6	.167	0-2	.000	0-0	---	0	1	1	5	2-0	0	2	0	2	1.0	2
Pondexter	3-0	26	0-3	.000	0-0	---	1-2	.500	1	1	2	0	3-0	2	1	0	1	0.3	1
Haddadi	2-0	8	0-1	.000	0-0	---	0-0	---	0	1	1	1	1-0	0	1	2	0	0.0	0
GRIZZLIES	3	720	101-228	.443	10-40	.325	61-78	.782	41	80	121	51	57-1	20	51	24	276	92.0	103

### UTAH VS. MEMPHIS

PLAYER	G-GS	MIN	FG-FGA	PCT	3FG-FGA	PCT	FT-FTA	PCT	OFF	DEF	TOT	AST	PF-DQ	STL	TO	BLK	PTS	AVG	HI
Jefferson	3-3	106	29-52	.558	0-0	---	3-5	.600	9	23	32	8	12-1	2	3	4	61	20.3	21
Millsap	3-3	108	22-35	.629	1-1	1.000	2-5	.400	8	15	23	9	9-1	5	3	5	47	15.7	17
Hayward	3-3	98	14-29	.483	4-9	.444	13-14	.929	2	5	7	11	6-0	2	3	2	45	15.0	23
Harris	3-3	90	13-29	.448	4-10	.400	10-13	.769	0	2	2	12	5-0	5	10	1	40	13.3	20
Favors	3-0	59	10-21	.476	0-0	---	3-4	.750	8	13	21	1	5-0	2	5	4	23	7.7	10
Howard	2-0	42	5-13	.385	0-1	.000	5-6	.833	1	3	4	0	5-0	2	1	0	15	7.5	13
Bell	2-2	45	5-12	.417	3-6	.500	0-1	.000	1	2	3	4	4-0	1	2	0	13	6.5	10
Carroll	1-1	22	3-6	.500	0-1	.000	0-0	---	1	1	2	0	3-0	1	0	0	6	6.0	6
Watson	2-0	43	5-10	.500	0-2	.000	1-2	.500	0	5	5	10	5-0	2	2	1	11	5.5	11
Burks	3-0	34	4-12	.333	0-0	---	4-7	.571	1	5	6	0	4-0	2	0	0	12	4.0	7
Miles	2-0	24	3-7	.429	0-1	.000	1-2	.500	0	2	2	4	2-0	1	2	1	7	3.5	6
Kanter	3-0	32	4-7	.571	0-0	---	0-1	.000	3	5	8	0	3-0	2	7	2	8	2.7	4
Tinsley	1-0	12	1-3	.333	0-0	---	0-0	---	0	1	1	3	1-0	2	3	0	2	2.0	2
Ahearn	1-0	5	0-1	.000	0-1	.000	0-0	---	0	2	2	1	0-0	0	0	0	0	0.0	0
JAZZ	3	720	118-237	.498	12-32	.375	42-60	.700	34	84	118	63	64-2	29	43	20	290	96.7	98



# WASHINGTON



Verizon Center – 20,278 (1997)  
601 F Street NW  
Washington, DC 20004  
(202) 661-5000  
www.washingtonwizards.com

## SCHEDULE

# 12-13

Friday, February 1, 2013 at Memphis  
Monday, March 25, 2013 at Washington

## DIRECTORY

**Majority Owner:** Ted Leonsis  
**President:** Ernie Grunfeld  
**Head Coach:** Randy Wittman  
**Assistant Coaches:** Don Newman  
Don Zierden  
Sam Cassell  
Jerry Sichting  
**Head Athletic Trainer:** Eric Waters  
**Communications Staff:** Scott Hall  
Patrick Rees  
Ketsia Colimon  
Daren Jenkins

## GENERAL INFORMATION

**Radio – 106.7 The Fan:** Dave Johnson (play-by-play)  
Glenn Consor (analyst)  
**Television – Comcast SportsNet:** Steve Buckhantz (play-by-play)  
Phil Chenier (analyst)  
Chris Miller (analyst)  
**Team Colors:** Red, White, Blue

## BACKGROUND

Founded: 1961-62 (Chicago Packers)  
NBA Seasons: 51  
All-Time NBA Regular Season Record: 1,844-2,279 (.447)  
2011-12 Record 20-46 (4th in Southeast Division)  
2012 Playoffs: Did Not Qualify

## GRIZZLIES PLAYERS CAREER STATS VS. WASHINGTON

PLAYER	G-GS	MIN	FG-FGA	PCT	3FG-FGA	PCT	FT-FTA	PCT	OFF	DEF	TOT	AST	PF-DQ	STL	TO	BLK	PTS	AVG	HI
Allen	23-3	406	59-118	.500	7-14	.500	37-45	.822	21	46	67	29	47-0	26	38	5	162	7.0	15
Arthur	5-2	89	18-32	.563	0-0	---	5-6	.833	8	14	22	6	14-0	3	4	2	41	8.2	22
Bayless	7-3	175	23-60	.383	8-20	.400	18-23	.783	3	14	17	22	18-1	3	13	1	72	10.3	30
Conley	8-8	266	40-89	.449	11-22	.500	20-23	.870	1	16	17	47	16-0	13	15	3	111	13.9	22
Ellington	5-2	129	18-35	.514	8-11	.727	5-7	.714	3	13	16	12	9-0	7	9	1	49	9.8	15
Gasol	7-7	250	51-80	.638	0-0	---	23-36	.639	22	41	63	16	26-1	6	12	10	125	17.9	22
Gay	10-9	355	60-134	.448	11-29	.379	30-39	.769	18	48	66	17	33-0	18	27	3	161	16.1	27
Haddadi	2-0	22	5-9	.556	0-0	---	3-4	.750	6	6	12	0	4-0	0	1	2	13	6.5	8
Pondexter	3-0	8	0-1	.000	0-0	---	0-0	---	0	2	2	0	1-0	1	0	0	0.0	0	0
Randolph	19-15	582	118-259	.456	3-10	.300	57-67	.851	50	130	180	36	42-0	8	44	5	296	15.6	24
Speights	11-1	188	40-73	.548	1-3	.333	20-25	.800	17	34	51	8	26-0	0	8	6	101	9.2	17



## GRIZZLIES VS WIZARDS SERIES RECORDS

Record	W-L	Current Streak
Overall	18-13	Grizzlies, two wins
Home	13-3	Grizzlies, seven wins
Road	5-10	Washington, one win

Last home win:	3/18/12 (97-92)
Last home loss:	11/3/04 (91-103)
Last road win:	2/24/10 (99-94)
Last road loss:	11/19/10 (86-89)
Largest margin of victory:	16, 2/2/09 (113-97)
Largest margin of defeat:	25, 1/27/96 (77-102)

## ALL-TIME SERIES

Season	W-L	Date	Results	Home	Visitor
2011-12	1-0	3/18/12	W	Grizzlies	97 Washington 92
2010-11	1-1	1/29/11	W	Grizzlies	107 Washington 93
		11/19/10	L	Washington	89 Grizzlies 86
2009-10	2-0	2/24/10	W	Washington	94 Grizzlies 99
		12/28/09 (ot)	W	Grizzlies	116 Washington 111
2008-09	2-0	4/1/09	W	Grizzlies	112 Washington 107
		2/2/09	W	Washington	97 Grizzlies 113
2007-08	1-1	1/25/08	L	Washington	104 Grizzlies 93
		11/24/07	W	Grizzlies	124 Washington 118
2006-07	1-1	12/26/06	L	Washington	116 Grizzlies 101
		11/24/06	W	Grizzlies	95 Washington 80
2005-06	2-0	2/27/06	W	Grizzlies	108 Washington 98
		1/22/06	W	Washington	82 Grizzlies 93
2004-05	0-2	2/23/05	L	Washington	93 Grizzlies 83
		11/3/04	L	Grizzlies	91 Washington 103
2003-04	2-0	2/4/04	W	Washington	101 Grizzlies 103
		12/5/03	W	Grizzlies	92 Washington 77

Season	W-L	Date	Results	Home	Visitor
2002-03	1-1	12/18/02	L	Washington	118 Grizzlies 100
2001-02	0-2	11/23/02	W	Grizzlies	85 Washington 74
		4/6/02	L	Washington	88 Grizzlies 85
2000-01	2-0	12/11/01	L	Grizzlies	81 Washington 91
		2/20/00	W	Washington	104 Grizzlies 116
1999-00	1-1	12/20/00	W	Grizzlies	118 Washington 104
		2/16/00	W	Grizzlies	92 Washington 87
1998-99	---	11/23/99	L	Washington	89 Grizzlies 87
		No games			
1997-98	1-1	2/14/98 (ot)	W	Grizzlies	110 Washington 108
		1/16/98	L	Washington	112 Grizzlies 110
1996-97	1-1	3/12/97	L	Washington	104 Grizzlies 82
		12/22/96	W	Grizzlies	91 Washington 87
1995-96	0-2	3/4/96	L	Grizzlies	81 Washington 96
		1/27/96	L	Washington	102 Grizzlies 77

## 2011-12 SEASON SERIES STATISTICS

## MEMPHIS VS. WASHINGTON

PLAYER	G-GS	MIN	FG-FGA	PCT	3FG-FGA	PCT	FT-FTA	PCT	OFF	DEF	TOT	AST	PF-DQ	STL	TO	BLK	PTS	AVG	HI
Gay	1-1	44	8-17	.471	1-4	.250	10-12	.833	3	6	9	2	1-0	2	2	1	27	27.0	27
Conley	1-1	36	8-18	.444	1-3	.333	0-0	---	0	2	2	6	1-0	3	2	0	17	17.0	17
Gasol	1-1	37	6-16	.375	0-0	---	3-6	.500	3	6	9	3	4-0	1	2	1	15	15.0	15
Randolph	1-0	24	4-9	.444	0-0	---	5-6	.833	4	5	9	0	3-0	1	2	1	13	13.0	13
Mayo	1-0	20	3-7	.429	0-0	---	4-7	.571	0	2	2	1	3-0	1	3	0	10	10.0	10
Cunningham	1-0	18	1-3	.333	0-0	---	4-4	1.000	3	4	7	1	0-0	1	1	0	6	6.0	6
Speights	1-1	17	2-6	.333	0-0	---	0-0	---	3	4	7	1	4-0	0	0	0	4	4.0	4
Allen	1-1	28	1-5	.200	0-0	---	1-2	.500	4	3	7	1	2-0	2	2	0	3	3.0	3
Pargo	1-0	13	1-4	.250	0-0	---	0-0	---	0	0	0	3	1-0	1	0	0	2	2.0	2
Pondexter	1-0	4	0-0	---	0-0	---	0-0	---	0	1	1	0	0-0	0	0	0	0	0.0	0
GRIZZLIES	1	240	34-85	.400	2-7	.286	27-37	.730	20	33	53	18	19-0	12	14	3	97	97.0	97

## WASHINGTON VS. MEMPHIS

PLAYER	G-GS	MIN	FG-FGA	PCT	3FG-FGA	PCT	FT-FTA	PCT	OFF	DEF	TOT	AST	PF-DQ	STL	TO	BLK	PTS	AVG	HI
Wall	1-1	34	10-16	.625	0-0	---	5-10	.500	2	4	6	6	3-0	3	7	3	25	25.0	25
Crawford	1-1	32	8-17	.471	2-5	.400	4-4	1.000	0	1	1	3	2-0	1	4	1	22	22.0	22
Seraphin	1-1	38	5-10	.500	0-1	.000	2-2	1.000	1	11	12	1	3-0	1	1	2	12	12.0	12
Evans	1-0	14	3-4	.750	1-1	1.000	0-0	---	0	0	0	0	3-0	0	1	0	7	7.0	7
Mack	1-0	14	3-5	.600	0-1	.000	1-1	1.000	1	3	4	3	0-0	0	2	0	7	7.0	7
Booker	1-1	37	3-8	.375	0-0	---	0-0	---	1	2	3	1	2-0	0	2	1	6	6.0	6
Mason	1-0	16	2-9	.222	2-5	.400	0-0	---	0	1	1	2	3-0	0	1	0	6	6.0	6
Cook	1-0	8	1-4	.250	1-4	.250	0-0	---	0	1	1	0	3-0	0	0	0	3	3.0	3
C. Singleton	1-1	33	1-3	.333	0-1	.000	0-2	.000	2	6	8	0	3-0	5	1	3	2	2.0	2
Vesely	1-0	7	1-1	1.000	0-0	---	0-0	---	2	1	3	0	2-0	1	0	1	2	2.0	2
Blatche	1-0	5	0-1	.000	0-0	---	0-0	---	0	1	1	0	1-0	0	1	0	0	0.0	0
WIZARDS	1	240	37-78	.474	6-18	.333	12-19	.632	9	31	40	16	25-0	11	21	11	92	92.0	92



# OPPONENTS

## SUMMARY OF ALL-TIME SERIES RECORDS & SINGLE-GAME HIGHS

Opponent	Total	Home	Road
Atlanta	11-21	7-8	4-13
Boston	12-20	5-11	7-9
Brooklyn	14-17	8-7	6-10
Charlotte	9-6	5-2	4-4
Chicago	14-19	11-5	3-14
Cleveland	10-21	8-8	2-13
Dallas	15-51	9-24	6-27
Denver	21-43	17-15	4-28
Detroit	11-21	5-11	6-10
Golden State	32-32	19-14	13-18
Houston	22-46	17-17	5-29
Indiana	11-21	8-9	3-12
LA Clippers	33-32	21-11	12-21
LA Lakers	17-46	10-21	7-25
Miami	13-18	7-8	6-10
Milwaukee	14-17	7-8	7-9
Minnesota	26-40	15-18	11-22
New Orleans	17-31	11-13	6-18
New York	13-18	7-9	6-9
Oklahoma City	18-46	11-22	7-24
Orlando	14-17	10-6	4-11
Philadelphia	12-20	7-10	5-10
Phoenix	17-46	11-19	6-27
Portland	23-40	13-19	10-21
Sacramento	22-42	18-14	4-28
San Antonio	16-51	10-24	6-27
Toronto	19-14	10-6	9-8
Utah	17-46	11-20	6-26
Washington	18-13	13-3	5-10



Opponent	GRIZZLIES Player	Date
Atlanta	J. Posey	38 at Atl, 3/29/04
Boston	B. Reeves	41 at Bos, 1/15/98
Charlotte	P. Gasol	33 at Mem, 3/26/06
Chicago	Z. Randolph	31 at Chi, 3/4/10
Cleveland	P. Gasol	37 at Cle, 11/29/03
Dallas	(3) P. Gasol*	36 at Dal, 11/26/05
Denver	M. Miller	41 at Mem, 3/17/06
Detroit	Z. Randolph	34 at Det, 1/12/11
Golden State	M. Miller	45 at GS, 2/21/07
Houston	J. Williams	38 at Mem, 11/30/01
Indiana	J. Williams	33 at Mem, 3/7/02
LA Clippers	M. Dickerson	40 at LAC, 2/10/00
LA Lakers	P. Gasol	35 at Mem, 3/22/07
Miami	R. Gay	41 at Mia, 12/13/09
Milwaukee	S. Abdur-Rahim	38 at Van, 1/7/01
Minnesota	M. Bibby	37 at Min, 11/22/00
New Jersey	A. Peeler	40 at NJ, 2/4/97
New Orleans	R. Gay	31 at NO, 12/7/07
New York	P. Gasol	36 at NY, 3/24/06
Oklahoma City	P. Gasol	44 at Mem, 3/28/06
Orlando	R. Gay	32 at Ori, 12/15/07
Philadelphia	P. Gasol	34 at Mem, 12/3/04
Phoenix	B. Reeves	39 at Pho, 4/19/97
Portland	(4) O.J. Mayo*	31 at Mem, 4/7/09
Sacramento	S. Abdur-Rahim	37 at Van, 1/11/97
San Antonio	(2) O.J. Mayo*	32 at SA, 11/28/08
Toronto	B. Reeves	38 at Van, 3/8/98
Utah	P. Gasol	32 at Utah, 12/26/05
Washington	P. Gasol	39 at Mem, 2/27/06

OPPONENTS Player	Date
A. Walker	31 at Atl, 12/8/04
A. Walker	38 at Mem, 3/15/02
J. Richardson	38 at Ora, 1/19/08
B. Gordon	33 at Mem, 3/17/07
L. James	51 at Mem, 1/15/08
D. Nowitzki	38 at Dal, 2/7/07
A. McDyess	46 at Den, 2/28/99
(2) C. Billups*	34 at Det, 1/27/06
M. Ellis	39 at GS, 11/3/10
H. Olajuwon	42 at Van, 3/10/96
J. O'Neal	38 at Ind, 3/21/03
E. Brand	44 at LAC, 2/10/06
K. Bryant	60 at Mem, 3/22/07
D. Wade	41 at Mia, 12/16/06
(2) M. Williams*	32 at Mem, 2/5/08
A. Jefferson	38 at Min, 12/29/08
S. Marbury	42 at Van, 1/27/00
J. Mashburn	50 at NO, 2/21/03
(3) C. Anthony*	31 at Mem, 3/9/11
(2) K. Durant*	40 at OKC, 1/8/11
A. Hardaway	37 at Ori, 11/22/95
A. Iverson	38 at Phi, 2/9/05
A. Stoudemire	42 at Mem, 1/15/07
Z. Randolph	43 at Por, 3/29/07
K. Martin	48 at Sac, 11/2/09
T. Duncan	42 at SA, 12/9/99
C. Bosh	37 at Mem, 10/30/09
C. Boozer	39 at Utah, 1/24/07
A. Jamison	41 at Mem, 11/24/07

\*Most recent occurrence

# NBA







# NBA

## 2012-13 NBA KEY DATES

Sept. 28	2012 NBA Team Media Days for teams competing in international preseason contests
Sept. 29	2012 NBA Training Camps open for practice for teams competing in international preseason contests
Oct. 1	2012 NBA Team Media Days
Oct. 2	2012 NBA Training Camps open for practice
Oct. 5-9	NBA Europe Live 2012
Oct. 7	NBA Mexico Games 2012
Oct. 11-14	NBA China Games 2012
Oct. 19-24	NBA Canada Series
Oct. 30	2012-13 Season Tips Off
Jan. 7	10-day Contracts can now be signed
Jan. 10	All Contracts are guaranteed for remainder of the season
Feb. 15-17	2013 NBA All-Star (Houston)
Feb. 21	2013 NBA Trade Deadline (3 p.m. ET)

Apr. 10-13	Portsmouth Invitational Tournament (Portsmouth, VA)
Apr. 17	Regular Season ends
Apr. 20	2013 NBA Playoffs begin
Apr. 28	NBA Draft Early Entry Eligibility Deadline (11:59 p.m. ET)
May 7	Conference Semifinals begin (possible move-up to May 6)
May 21	2013 NBA Draft Lottery
May 22	Conference Finals begin (possibly move-up to May 21)
Jun. 6	The Finals begin (possible move-up to June 4)
Jun. 17	NBA Draft Early Entry Withdrawal Deadline (5 p.m. ET)
Jun. 20	Last possible date for 2013 NBA Finals (possible move-up to June 18)
June 27	2013 NBA Draft

## 2011-12 NBA FINAL REGULAR SEASON STANDINGS

### NBA EASTERN CONFERENCE

#### ATLANTIC DIVISION

	W	L	PCT	GB	HOME	ROAD	LAST-10	STREAK
Boston	39	27	.591	-	24-9	15-18	7-3	Won 2
New York	36	30	.545	3	22-11	14-19	7-3	Won 3
Philadelphia	35	31	.530	4	19-14	16-17	6-4	Lost 1
Toronto	23	43	.348	16	13-20	10-23	3-7	Won 1
New Jersey	22	44	.333	17	9-24	13-20	3-7	Lost 6

#### CENTRAL DIVISION

	W	L	PCT	GB	HOME	ROAD	LAST-10	STREAK
Chicago	50	16	.758	-	26-7	24-9	7-3	Won 3
Indiana	42	24	.636	8	23-10	19-14	8-2	Lost 1
Milwaukee	31	35	.470	19	17-16	14-19	3-7	Lost 2
Detroit	25	41	.379	25	18-15	7-26	4-6	Won 1
Cleveland	21	45	.318	29	11-22	10-23	2-8	Lost 4

#### SOUTHEAST DIVISION

	W	L	PCT	GB	HOME	ROAD	LAST-10	STREAK
Miami	46	20	.697	-	28-5	18-15	6-4	Lost 2
Atlanta	40	26	.606	6	23-10	17-16	7-3	Won 2
Orlando	37	29	.561	9	21-12	16-17	4-6	Lost 1
Washington	20	46	.303	26	11-22	9-24	8-2	Won 6
Charlotte	7	59	.106	39	4-29	3-30	0-10	Lost 23

### NBA WESTERN CONFERENCE

#### SOUTHWEST DIVISION

	W	L	PCT	GB	HOME	ROAD	LAST-10	STREAK
San Antonio	50	16	.758	-	28-5	22-11	10-0	Won 10
<b>Memphis</b>	<b>41</b>	<b>25</b>	<b>.621</b>	<b>9</b>	<b>26-7</b>	<b>15-18</b>	<b>8-2</b>	<b>Won 6</b>
Dallas	36	30	.545	14	23-10	13-20	5-5	Lost 2
Houston	34	32	.515	16	22-11	12-21	3-7	Won 1
New Orleans	21	45	.318	29	11-22	10-23	6-4	Lost 1

#### NORTHWEST DIVISION

	W	L	PCT	GB	HOME	ROAD	LAST-10	STREAK
Oklahoma City	47	19	.712	-	26-7	21-12	6-4	Lost 1
Denver	38	28	.576	9	20-13	18-15	8-2	Won 4
Utah	36	30	.545	11	25-8	11-22	7-3	Won 5
Portland	28	38	.424	19	20-13	8-25	1-9	Lost 7
Minnesota	26	40	.394	21	13-20	13-20	1-9	Lost 2

#### PACIFIC DIVISION

	W	L	PCT	GB	HOME	ROAD	LAST-10	STREAK
L.A. Lakers	41	25	.621	-	26-7	15-18	6-4	Lost 1
L.A. Clippers	40	26	.606	1	24-9	16-17	6-4	Lost 2
Phoenix	33	33	.500	8	19-14	14-19	4-6	Lost 3
Golden State	23	43	.348	18	12-21	11-22	1-9	Lost 2
Sacramento	22	44	.333	19	16-17	6-27	3-7	Won 1

## 2012 NBA PLAYOFFS

### Eastern Conference

#### First Round

Philadelphia defeated Chicago 4-2  
Miami defeated New York 4-1  
Indiana defeated Orlando 4-1  
Boston defeated Atlanta 4-2

#### Conference Semi-Finals

Miami defeated Indiana 4-2  
Boston defeated Philadelphia 4-3

#### Conference Finals

Miami defeated Boston 4-3

### Western Conference

#### First Round

San Antonio defeated Utah 4-0  
Oklahoma City defeated Dallas 4-0  
L.A. Lakers defeated Denver 4-3  
**L.A. Clippers defeated Memphis 4-3**

#### Conference Semi-Finals

San Antonio defeated L.A. Clippers 4-0  
Oklahoma City defeated L.A. Lakers 4-1

#### Conference Finals

Oklahoma City defeated San Antonio 4-2

### 2012 NBA Finals

#### Miami defeated Oklahoma City 4-1

Game 1: Miami 94 at Oklahoma City 105  
Game 2: Miami 100 at Oklahoma City 96  
Game 3: Oklahoma City 85 at Miami 91  
Game 4: Oklahoma City 98 at Miami 10  
Game 5: Oklahoma City 106 at Miami 121

## 2011-12 NBA FINAL STATISTICAL LEADERS

SCORING	G	FG	FT	PTS	AVG	REBOUNDS	G	OFF	DEF	TOT	AVG	ASSISTS	G	AST	AVG
Durant, OKC.	66	643	431	1850	28.0	Howard, Orl.	54	200	585	785	14.5	Rondo, Bos.	53	620	11.7
Bryant, LA-L	58	574	381	1616	27.9	Love, Min.	55	226	508	734	13.3	Nash, Pho.	62	664	10.7
James, Mia.	62	621	387	1683	27.1	Bynum, LA-L	60	192	517	709	11.8	Paul, LA-C	60	543	9.1
Love, Min.	55	474	379	1432	26.0	Cousins, Sac.	64	265	438	703	11.0	Calderon, Tor.	53	468	8.8
Westbrook, OKC.	66	578	340	1558	23.6	Humphries, N.J.	62	233	448	681	11.0	D. Williams, N.J.	55	481	8.7
Anthony, N.Y.	55	441	295	1245	22.6	Griffin, LA-C	66	218	499	717	10.9	Rubio, Min.	41	336	8.2
Aldridge, Por.	55	483	223	1191	21.7	Gasol, LA-L	65	183	495	678	10.4	Wall, Was.	66	530	8.0
Nowitzki, Dal.	62	473	318	1342	21.6	Gortat, Pho.	66	185	474	659	10.0	Parker, S.A.	60	463	7.7
D. Williams, N.J.	55	391	257	1154	21.0	Chandler, N.Y.	62	212	400	612	9.9	Miller, Den.	66	441	6.7
Griffin, LA-C	66	561	244	1368	20.7	Noah, Chi.	64	242	387	629	9.8	Lawson, Den.	61	401	6.6
Ellis, G.S.-Mil.	58	450	219	1181	20.4	Monroe, Det.	66	239	398	637	9.7	<b>Conley, Mem.</b>	<b>62</b>	<b>404</b>	<b>6.5</b>
Lee, G.S.	57	464	219	1147	20.1	Jefferson, Utah	61	133	452	585	9.6	Felton, Por.	60	390	6.5
Paul, LA-C	60	425	260	1189	19.8	Smith, Atl.	66	136	496	632	9.6	James, Mia.	62	387	6.2
Pierce, Bos.	61	394	293	1181	19.4	Lee, G.S.	57	171	374	545	9.6	Ellis, G.S.-Mil.	58	346	6.0
Jefferson, Utah	61	516	137	1170	19.2	Camby, Por.-Hou.	59	157	373	530	9.0	Nelson, Orl.	57	325	5.7
Jennings, Mil.	66	469	193	1260	19.1	Duncan, S.A.	58	110	410	520	9.0	Sessions, Cle.-LA-L	64	354	5.5
<b>Gay, Mem.</b>	<b>65</b>	<b>485</b>	<b>208</b>	<b>1232</b>	<b>19.0</b>	<b>Gasol, Mem.</b>	<b>65</b>	<b>120</b>	<b>459</b>	<b>579</b>	<b>8.9</b>	Jennings, Mil.	66	365	5.5
J. Johnson, Atl.	60	423	158	1129	18.8	Ilyasova, Mil.	60	196	333	529	8.8	Westbrook, OKC.	66	362	5.5
Smith, Atl.	66	504	203	1239	18.8	Hibbert, Ind.	65	213	359	572	8.8	Iguodala, Phi.	62	339	5.5
Bynum, LA-L	60	444	234	1123	18.7	Millsap, Utah	64	180	383	563	8.8	Vasquez, N.O.	66	359	5.4

FG PCT.	FG	FGA	PCT	3-PT FG PCT.	3FG	3GA	PCT	FT PCT.	FT	FTA	PCT
Chandler, N.Y.	241	355	.679	Novak, N.Y.	133	282	.472	Crawford, Por.	191	206	.927
Howard, Orl.	416	726	.573	Ilyasova, Mil.	51	112	.455	Redick, Orl.	143	157	.911
Pekovic, Min.	256	454	.564	Curry, G.S.	55	21	.455	Nowitzki, Dal.	318	355	.896
Bynum, LA-L	444	796	.558	Allen, Bos.	106	234	.453	Nash, Pho.	127	142	.894
McGee, Was.-Den.	307	552	.556	Miller, Mia.	53	117	.453	Martin, Hou.	160	179	.894
Gortat, Pho.	427	769	.555	Rush, G.S.	99	219	.452	Ridnour, Min.	106	119	.891
Griffin, LA-C	561	1022	.549	Green, Atl.	50	113	.442	Anderson, Orl.	150	171	.877
Ibaka, OKC.	262	490	.535	Farmer, N.J.	55	125	.440	Augustin, Cha.	105	120	.875
Blair, S.A.	269	504	.534	Green, S.A.	102	234	.436	Granger, Ind.	254	291	.873
Boozer, Chi.	448	842	.532	Korver, Chi.	118	271	.435	Bargnani, Tor.	151	173	.873

STEALS	G	STL	AVG	BLOCKS	G	BLK	AVG	MINUTES	G	MIN	AVG
Paul, LA-C	60	152	2.53	Ibaka, OKC.	66	241	3.65	Deng, Chi.	54	2129	39.4
<b>Conley, Mem.</b>	<b>62</b>	<b>136</b>	<b>2.19</b>	McGee, Was.-Den.	61	132	2.16	Love, Min.	55	2145	39.0
James, Mia.	62	115	1.85	Howard, Orl.	54	116	2.15	Durant, OKC.	66	2546	38.6
Millsap, Utah	64	118	1.84	Jordan, LA-C	66	134	2.03	Bryant, LA-L	58	2232	38.3
<b>Allen, Mem.</b>	<b>58</b>	<b>104</b>	<b>1.79</b>	Hibbert, Ind.	65	128	1.97	Howard, Orl.	54	2070	38.5
Iguodala, Phi.	62	107	1.73	Bynum, LA-L	60	116	1.93	James, Mia.	62	2326	37.5
Shumpert, N.Y.	59	101	1.71	<b>Gasol, LA-L</b>	<b>65</b>	<b>121</b>	<b>1.86</b>	Gasol, LA-L	65	2430	37.4
Westbrook, OKC.	66	112	1.70	Biyombo, Cha.	63	115	1.83	<b>Gay, Mem.</b>	<b>65</b>	<b>2422</b>	<b>37.3</b>
George, Ind.	66	108	1.64	Smith, Atl.	66	115	1.74	Lee, G.S.	57	2121	37.2
Teague, Atl.	66	106	1.61	Dalembert, Hou.	65	111	1.71	Rondo, Bos.	53	1957	36.9

## 2011-12 NBA REGULAR SEASON STATISTICS: TEAM OFFENSIVE & DEFENSIVE

TEAM	POINTS		FIELD GOAL		TURNOVERS		REBOUND			BELOW		OVERTIME		DECIDED		DECIDED	
	PER GAME		PERCENTAGE		PER GAME		PERCENTAGES			100 PTS.		GAMES		3 PTS.		10 PTS.	
	OWN	OPP.	OWN	OPP.	OWN	OPP.	OFF.	DEF.	TOT.	OWN	OPP.	W	L	W	L	W	L
Atlanta	96.6	93.2	.454	.444	14.0	15.1	.239	.744	.491	35	54	5	3	6	8	17	13
Boston	91.8	89.3	.460	.419*	14.8	15.7	.197	.724	.461	48	57	3	1	6	5	19	11
Charlotte	87.0	100.9	.414	.475	14.5	13.5	.236	.709	.472	59	27	0	2	2	4	2	38
Chicago	96.3	88.2*	.452	.421	14.0	13.3	.326*	.743	.535*	44	53	3	1	5	2	31	8
Cleveland	93.0	100.2	.422	.467	15.4	13.9	.289	.722	.505	49	32	0	5	5	6	9	26
Dallas	95.8	94.8	.443	.435	14.0	14.7	.234	.748	.491	43	48	3	3	7	8	16	15
Denver	104.1*	101.2	.476	.456	15.4	15.6	.277	.743	.510	27	26	5	2	6	6	18	11
Detroit	90.9	95.7	.438	.462	15.7	14.5	.281	.728	.504	52	42	2	3	7	4	12	27
Golden State	97.8	101.2	.457	.453	13.9	14.8	.229	.691	.460	36	30	1	2	5	12	7	16
Houston	98.1	97.9	.449	.456	14.5	14.7	.275	.734	.505	41	34	3	6	8	5	13	13
Indiana	97.7	94.4	.438	.435	14.0	14.9	.292	.723	.508	35	49	4	2	4	3	21	2
L.A. Clippers	97.5	95.0	.455	.447	13.3	14.6	.295	.732	.513	37	44	4	1	7	6	17	7
L.A. Lakers	97.3	95.9	.457	.437	15.1	11.3	.291	.748	.520	44	40	6	1	10	4	11	10
Memphis	95.0	93.0	.447	.444	14.5	17.1*	.298	.727	.513	46	54	1	2	6	2	16	10
Miami	98.5	92.5	.469	.434	15.2	16.8	.266	.739	.502	37	50	2	4	6	2	29	10
Milwaukee	99.0	98.7	.443	.449	14.1	15.9	.277	.709	.493	33	41	1	0	4	6	13	12
Minnesota	97.9	100.1	.433	.455	15.2	13.3	.275	.730	.503	38	35	0	3	7	7	13	16
New Jersey	93.1	99.1	.425	.472	15.1	14.3	.278	.707	.492	49	30	2	0	6	2	8	26
New Orleans	89.6	93.4	.451	.444	15.5	13.9	.275	.731	.503	57	50	1	3	4	9	6	19
New York	97.8	94.7	.443	.442	16.0	17.0	.266	.737	.502	36	45	1	2	7	3	19	15
Oklahoma City	103.1	96.9	.471	.427	16.3	14.2	.278	.721	.499	24	42	3	1	5	4	27	5
Orlando	94.2	93.4	.441	.449	14.9	13.1	.265	.755	.510	36	48	1	4	2	5	18	16
Philadelphia	93.6	89.4	.448	.427	11.2*	13.9	.244	.752	.498	46	54	1	2	1	4	28	12
Phoenix	98.4	98.6	.458	.455	14.1	14.1	.258	.717	.488	41	31	0	0	8	5	14	19
Portland	97.2	97.8	.443	.463	14.2	14.9	.263	.728	.495	43	38	1	3	3	11	17	17
Sacramento	98.8	104.4	.436	.476	14.4	15.4	.291	.705	.498	35	23	1	2	6	7	6	24
San Antonio	103.7	96.5	.478*	.452	13.6	13.7	.251	.760*	.505	24	39	3	1	5	4	31	7
Toronto	90.7	94.0	.440	.435	15.2	13.2	.259	.754	.506	52	47	2	2	1	7	12	21
Utah	99.7	99.0	.456	.453	14.2	14.7	.302	.738	.520	33	35	4	3	7	6	15	14
Washington	93.6	98.4	.441	.453	15.3	15.2	.273	.709	.491	48	30	1	0	6	5	11	26

NBA Averages 96.3

\* - League Leader

### REBOUND PERCENTAGES

OFF. - Percentage of a given team's missed shots which that team rebounds.

DEF. - Percentage of opponents' missed shots which a given team rebounds.

TOT. - Average of offensive and defensive rebound percentages.

## 2011-12 STATISTICAL RANKING WITHIN LEAGUE - OFFENSIVE

	ATL	BOS	CHA	CHI	CLE	LAL	DEN	DET	GS	HOU	IND	LAC	LAL	MEM	MIA	MIL	MIN	NJ	NO	NY	OKC	ORL	PHI	PHO	POR	SAC	SA	TOR	UTA	WAS
Points/game	17	26	30	18	25	19	1	27	12	9	13	14	15	20	7	5	10	24	29	11	3	21	22	8	16	6	2	28	4	22
FG pct.	11	5	30	12	29	19	2	25	7	14	24	10	8	16	4	20	27	28	13	18	3	22	15	6	17	26	1	23	9	21
FT pct.	23	5	20	27	28	9	25	18	11	4	3	29	16	13	7	8	10	6	15	22	1	30	21	14	2	24	19	12	17	26
3-pt FG pct.	5	7	30	4	15	20	24	13	2	9	6	12	26	25	10	16	23	18	22	21	11	3	8	17	14	29	1	19	27	28
Off. Reb./gm	28	30	26	1	4	27	17	12	29	14	6	8	9	5	24	7	10	11	20	15	19	16	22	21	18	2	25	23	3	12
Def. Reb./gm	11	15	28	2	22	3	7	29	24	17	10	27	1	26	12	20	8	30	19	18	3	12	6	16	22	24	5	9	14	21
Rebounds/game	23	30	29	1	14	11	8	27	28	15	4	22	2	16	21	2	5	26	24	18	6	13	7	19	25	10	9	17	3	20
Assists/game	8	2	19	5	23	15	1	28	9	12	29	13	7	24	21	3	24	22	16	18	30	20	10	6	17	26	4	14	11	27
Steals/game	10	16	29	22	22	4	9	23	11	18	15	6	30	1	3	7	26	19	21	2	16	25	14	27	11	5	20	28	8	13
Turnovers/gm	5	17	16	6	26	8	25	28	4	14	7	2	20	14	23	10	21	19	27	29	30	18	1	9	11	13	3	21	12	24
Blocks/gm	23	6	8	3	29	14	16	26	6	20	9	22	11	12	10	15	24	30	21	27	1	28	13	5	18	17	24	19	4	2
Pers.Fouls/gm	6	18	10	2	20	8	17	16	27	22	28	25	1	19	14	13	7	12	21	24	23	5	4	9	11	15	3	30	29	26
QD/game	24	25	10	10	16	21	2	18	27	16	10	18	10	18	5	26	10	7	18	18	5	10	18	7	2	28	1	28	30	7



## 2011-12 STATISTICAL RANKING WITHIN LEAGUE - DEFENSIVE

	ATL	BOS	CHA	CHI	CLE	DAL	DEN	DET	GSW	HOU	IND	LAC	LAL	MEM	MIA	MIL	MIN	NJ	NO	NY	OKC	ORL	PHI	PHO	POR	SAC	SA	TOR	UTA	WAS
Points/game	6	2	27	1	26	12	29	14	28	19	10	13	15	5	4	22	25	24	8	11	17	7	3	21	18	30	16	9	23	20
FG pct.	11	1	29	2	27	7	24	25	20	23	6	14	9	12	5	16	22	18	13	10	4	15	3	21	26	30	17	8	19	18
FT pct.	15	22	13	4	11	12	20	26	9	27	2	8	6	25	1	29	17	5	21	3	28	30	14	24	10	23	18	7	16	19
3-pt FG pct.	10	1	22	3	24	12	30	20	28	4	16	27	14	11	26	17	7	29	2	23	9	13	6	18	25	21	19	5	8	15
Off. Reb./gm	6t	23	21	17	18	9	14t	4	30	12t	24	6t	19	12t	10	27	20	22	16	8	29	1	5	25	14t	28	3	2	11	26
Def. Reb./gm	23	21	30	1t	22	28	6	9	27	13	12	5	7	8	3	25	24	14	4	16	1t	17	29	20	18t	26	15	11	10	18t
Rebounds/game	16	21	29	3	20	26	5	8	30	14	17t	2	9	7	1	27	23	19	4	15	12	13	25	22	17t	28	11	6	10	24
Assists/game	14	1	28	2	25t	13	27	24	25t	10	6	16	23	4	8	22	21	29	17	3	9	12	7	19	18	30	5	11	15	20
Steals/game	7t	15	11t	6	20t	29	20t	30	11t	9t	3	2	28	16t	26t	11t	26t	22	19	24	25	9t	1	23	11t	16t	5	4	7t	18
Turnovers/gm	9	5	25	26	22	14	6	17	12	13	10	16	30	1	3	4	27	18	23	2	19	29	21	20	11	7	24	28	15	8
Blocks/gm	10	9	25	20	28	1	30	21	15	19	27	5	8	22	3	6	24	16t	26	18	13	2	12	4	11	29	16t	14	23	7
Pers.Fouls/gm	20	24	9	28	6	27	1	16	29	25	4	5	10	18	8	17	3	19	22	2	11	13	30	15	14	12	21	26	7	23
DO/game	1	14t	17t	22t	2t	22t	2t	22t	30	20t	10t	10t	22t	10t	2t	17t	2t	2t	20t	2t	16	2t	22t	22t	2t	10t	22t	14t	17t	22t

## 2011-12 NBA ATTENDANCE

TEAM	HOME ATTENDANCE			ROAD ATTENDANCE		
	G	ATT	AVG	G	ATT	AVG
Atlanta Hawks	33	501,593	15,200	33	555,071	16,820
Boston Celtics	33	614,592	18,624	33	603,533	18,289
Charlotte Bobcats	33	486,984	14,757	33	545,638	16,534
Chicago Bulls	33	731,326	22,161	33	593,639	17,989
Cleveland Cavaliers	33	525,577	15,927	33	551,860	16,723
Dallas Mavericks	33	671,050	20,335	33	584,524	17,713
Denver Nuggets	33	561,966	17,029	33	568,546	17,229
Detroit Pistons	33	475,638	14,413	33	539,318	16,343
Golden State Warriors	33	622,311	18,858	33	540,044	16,365
Houston Rockets	33	506,994	15,363	33	585,198	17,733
Indiana Pacers	33	467,561	14,169	33	547,701	16,597
Los Angeles Clippers	33	634,237	19,219	33	605,309	18,343
Los Angeles Lakers	33	626,901	18,997	33	628,128	19,034
<b>Memphis Grizzlies</b>	<b>33</b>	<b>518,446</b>	<b>15,710</b>	<b>33</b>	<b>563,271</b>	<b>17,069</b>
Miami Heat	33	657,855	19,935	33	640,193	19,400
Milwaukee Bucks	33	485,717	14,719	33	549,820	16,661
Minnesota Timberwolves	33	577,197	17,491	33	538,254	16,311
New Jersey Nets	33	460,719	13,961	33	563,677	17,081
New Orleans Hornets	33	498,618	15,110	33	551,676	16,717
New York Knickerbockers	33	652,179	19,763	33	607,438	18,407
Oklahoma City Thunder	33	600,699	18,203	33	595,053	18,032
Orlando Magic	33	623,587	18,897	33	566,326	17,161
Philadelphia 76ers	33	577,597	17,503	33	553,235	16,765
Phoenix Suns	33	514,718	15,598	33	587,617	17,807
Portland Trail Blazers	33	676,384	20,496	33	566,427	17,164
Sacramento Kings	33	478,764	14,508	33	557,893	16,906
San Antonio Spurs	33	607,095	18,397	33	560,696	16,991
Toronto Raptors	33	555,584	16,836	33	552,167	16,732
Utah Jazz	33	637,124	19,307	33	558,871	16,935
Washington Wizards	33	552,038	16,728	33	539,928	16,361
NBA	990	17,101,051	17,274	990	17,101,051	17,274
<b>TOTALS</b>	<b>990</b>	<b>17,101,051</b>	<b>17,274</b>	<b>990</b>	<b>17,101,051</b>	<b>17,274</b>



# NBA

## 2012 NBA DRAFT

### First Round

No.	Team	Player	From
1	NOH	Anthony Davis	Kentucky
2	CHA	Michael Kidd-Gilchrist	Kentucky
3	WAS	Bradley Beal	Florida
4	CLE	Dion Waiters	Syracuse
5	SAC	Thomas Robinson	Kansas
6	POR	Damian Lillard	Weber State
7	GSW	Harrison Barnes	North Carolina
8	TOR	Terrence Ross	Washington
9	DET	Andre Drummond	Connecticut
10	NOH	Austin Rivers	Duke
11	POR	Meyers Leonard	Illinois
12	HOU	Jeremy Lamb	Connecticut
13	PHO	Kendall Marshall	North Carolina
14	MIL	John Henson	North Carolina
15	PHI	Maurice Harkless	St. John's
16	HOU	Royce White	Iowa State
17	DAL	Tyler Zeller	North Carolina
18	HOU	Terrence Jones	Kentucky
19	ORL	Andrew Nicholson	St. Bonaventure
20	DEN	Evan Fournier	France
21	BOS	Jared Sullinger	Ohio State
22	BOS	Fab Melo	Syracuse
23	ATL	John Jenkins	Vanderbilt
24	CLE	Jared Cunningham	Oregon State
25	MEM	Tony Wroten	Washington
26	IND	Miles Plumlee	Duke
27	MIA	Arnett Moultrie	Mississippi State
28	OKC	Perry Jones	Baylor
29	CHI	Marquis Teague	Kentucky
30	GSW	Festus Ezeli	Vanderbilt

### Second Round

No.	Team	Player	From
31	CHA	Jeff Taylor	Vanderbilt
32	WAS	Tomas Satoransky	Czech Republic
33	CLE	Bernard James	Florida State
34	CLE	Jae Crowder	Marquette
35	GSW	Draymond Green	Michigan State
36	SAC	Orlando Johnson	California-Santa Barbara
37	TOR	Quincy Acy	Baylor
38	DEN	Quincy Miller	Baylor
39	DET	Khrist Middleton	Texas A&M
40	POR	Will Barton	Memphis
41	POR	Tyshawn Taylor	Kansas
42	MIL	Doron Lamb	Kentucky
43	ATL	Mike Scott	Virginia
44	DET	Kim English	Missouri
45	PHI	Justin Hamilton	Louisiana State
46	NOH	Darius Miller	Kentucky
47	UTA	Kevin Murphy	Tennessee Tech
48	NYK	Kostas Papanikolaou	Greece
49	ORL	Kyle OQuinn	Norfolk State
50	DEN	Izzet Turkyalmaz	Turkey
51	BOS	Kris Joseph	Syracuse
52	GSW	Ognjen Kuzmic	Bosnia and Herzegovina
53	LAC	Furkan Aledmir	Turkey
54	PHI	Tornike Shengelia	Republic of Georgia
55	DAL	Darius Johnson-Odom	Marquette
56	TOR	Tomislav Zubcic	Croatia
57	NJN	Ilkan Karaman	Turkey
58	MIN	Robbie Hummel	Purdue
59	SAS	Marcus Denmon	Missouri
60	LAL	Robert Sacre	Gonzaga

## 2012-13 NBA OFFICIATING STAFF

6	Tony Brown	34	Kevin Cutler	70	Brent Barnaky
7	Kevin Fehr	35	Kane Fitzgerald	71	Rodney Mott
8	Marc Davis	36	David Jones	72	JT Orr
9	Derrick Stafford	38	Michael Smith	73	Tre Maddox
10	Ron Garretson	40	Leon Wood	74	Curtis Blair
11	Derrick Collins	41	Ken Mauer	75	Eric Dalen
12	Violet Palmer	42	Eric Lewis	77	Karl Lane
13	Monty McCutchen	43	Dan Crawford	79	Kevin Scott
14	Ed Malloy	44	Eli Roe		
15	Bennett Salvatore	45	Brian Forte		
16	David Guthrie	47	Bennie Adams		
17	Joe Crawford	48	Scott Foster		
18	Matt Boland	49	Tom Washington		
19	James Capers	50	Olandis Poole		
20	Leroy Richardson	52	Scott Twardoski		
22	Bill Spooner	54	Nick Buchert		
23	Jason Phillips	55	Bill Kennedy		
24	Mike Callahan	56	Mark Ayotte		
25	Tony Brothers	57	Greg Willard		
26	Pat Fraher	58	Josh Triven		
27	Dick Bavetta	59	Gary Zielinski		
28	Zach Zarba	60	James Williams		
29	Mark Lindsay	61	Courtney Kirkland		
30	John Goble	63	Derek Richardson		
31	Scott Wall	65	Sean Wright		
32	Eddie F. Rush	66	Haywoode Workman		
33	Sean Corbin	68	Marat Kogut		

### Non-Staff Officials:

37	Lauren Holtkamp
39	Brenda Pantoja
46	Ben Taylor
64	SirAllen Conner
76	Steve Anderson
78	Scott Bolnick



## NBA OFFICES

### NBA, NBA Entertainment, WNBA, NBA Development League

**New York**  
Olympic Tower  
645 Fifth Avenue  
New York, NY 10022  
Telephone: (212) 407-8000  
Fax: (212) 832-3861

**New Jersey**  
100 Plaza Drive  
Secaucus, NJ 07094  
Telephone: (201) 865-1500  
Fax: (201) 974-5973

**NBA CITY**  
6068 Universal Boulevard  
Orlando, FL 32819  
Telephone: (407) 363-5919  
Fax: (407) 370-3178

### INTERNATIONAL OFFICES

**EUROPE**  
**Headquarters - NBA EMEA**  
125 Kensington High Street  
London, W8 5SF, UK  
Telephone: 011-44-20-7795-8921  
Fax: 011-44-20-7795-8901

**Italy**  
Via Dogana 3  
20123, Milano, Italy  
Telephone: 011-39-02-8648-9361  
Fax: 011-39-02-809-250

**Spain**  
pq. Empresarial 'La Finca'  
Edif. 15A, 28223  
Pozuelo de Alarcón  
Madrid, Spain  
Telephone: 011-34-911-115-800  
Fax: 011-34-917-995-182

**Turkey**  
Tarakci Caddesi  
Belle Gerden Stesi No8  
Zekeriyaka Sarıyer  
İstanbul, Turkey  
Telephone: 011-90-530-772-7975

**AFRICA**  
Nelson Mandela Square, 2nd Floor  
West Tower  
Maude Street, Sandton  
Johannesburg, South Africa  
Telephone: 011-27-11-881-5980  
Fax: 011-27-0-867-26-6351

**INDIA**  
Parinee Crescenzo  
1st Floor, C38 & C39  
BCK, Mumbai 51  
Telephone: 011-91-22-330-40608

**MEXICO**  
Av. Santa Fe #94 A Tower 8th Floor.  
Col. Zedec Santa Fe.  
Mexico City, Mexico 01210  
Telephone: 011-52-55-88511146

**CANADA**  
50 Bay Street, Suite 1402  
Toronto, Ontario  
Canada M5J 3A5  
Telephone: 416-364-2030  
Fax: (416) 364-0205

### ASIA/PACIFIC

**Hong Kong**  
3101, The Lee Gardens  
33 Hysan Avenue  
Causeway Bay, Hong Kong  
Telephone: 011-852-2843-9600  
Fax: 011-852-2536-4808

**Taiwan**  
Suite 1303, No. 88, Section 2,  
Chung Hsiao East Road  
Taipei, Taiwan ROC  
Telephone: 011-886-2-2358-1900  
Fax: 011-886-2-2358-1098

**Korea**  
41F Gnamnam Finance Center  
737 Yeoksam-dong, Gnamnam-gu  
Seoul Korea 135-984  
Telephone: 011-822-2008-4617  
Fax: 011-822-2008-4618

**China—Beijing**  
19th Floor, Office Tower 2,  
China Central Place,  
No. 79 Jiaquang Road,  
Chaoyang District,  
Beijing 100025, China  
Telephone: 011-86-10-5200-8200  
Fax: 011-86-10-5200-8202

**China—Shanghai**  
Unit 2703-08, 27/F,  
Tower 2, Plaza 66  
1366 Nanjing West Road  
Shanghai 200040, China  
Telephone: 011-86-21-6137-2200  
Fax: 011-86-21-6288-9920

## D-LEAGUE HEAD OFFICE & TEAM DIRECTORIES

**NBA D-League Office**  
645 5th Avenue, 18th Floor  
New York, NY 10022

**Austin Toros**  
12885 N. Highway 183, Suite 207;  
Austin, TX 78750  
Tel: (512) 236-8333;  
Fax: (512) 236-8444  
Arena: Cedar Park Center  
Media Relations Contact: Perri Travinillon  
(ptravinillon@austintoros.com)  
NBA Affiliation: San Antonio

**Bakersfield Jam**  
1400 Norris Road;  
Bakersfield, CA 93308  
Tel: (661) 615-6550;  
Fax: (661) 615-6555  
Arena: Dignity Health Events Center  
Media Relations Contact: William Aquije  
(william@bakersfieldjam.com)  
NBA Affiliation: Atlanta  
Los Angeles Clippers, Phoenix, Toronto

**Canton Charge**  
1101 Market Avenue North;  
Canton, OH 44702  
Tel: (330) 489-1701;  
Fax: (330) 489-1703  
Arena: Canton Memorial Civic Center  
Media Relations Contact: Sean Wyatt  
(swyatt@cantoncharge.com)  
NBA Affiliation: Cleveland

**Erie BayHawks**  
110 East 8th Street;  
Erie, PA 16501  
Tel: (814) 790-5600;  
Fax: (814) 790-5608  
Arena: Tullio Arena  
Media Relations Contact: Matt Bresee  
(matt.bresee@nbaerie.com)  
NBA Affiliation: New York

**Fort Wayne Mad Ants**  
1910 St. Joe Center Rd, Suite 61;  
Fort Wayne, IN 46825  
Tel: (260) 469-4667;  
Fax: (260) 469-4674  
Arena: Allen County War Memorial  
Coliseum  
Media Relations Contact: Audrey Siebrase  
(audrey@fortwaynehoops.com)  
NBA Affiliation: Charlotte,  
Detroit, Indiana, Milwaukee

**Idaho Stampede**  
233 South Capitol Blvd., Suite 100;  
Boise, ID 83702  
Tel: (208) 388-4667;  
Fax: (208) 388-3845  
Arena: CenturyLink Arena  
Media Relations Contact: Travis Tate  
(travis@idahostampede.com)  
NBA Affiliation: Portland

**Iowa Energy**  
730 3rd Street;  
Des Moines, Iowa 50309  
Tel: (515) 564-8550;  
Fax: (515) 564-8551  
Arena: Wells Fargo Arena  
Media Relations Contact: Randi Burrell  
(rburrell@iowanba.com)  
NBA Affiliation: Chicago, Denver,  
New Orleans, Washington

**Los Angeles D-Fenders**  
555 North Nash Street;  
El Segundo, CA 90245  
Tel: (310) 426-6000;  
Fax: (310) 426-6031  
Arena: Toyota Sports Center  
Media Relations Contact: Daniel Ramirez  
(dramirez@d-fenders.com)  
NBA Affiliation: Los Angeles Lakers

**Maine Red Claws**  
413 Congress Street;  
Portland, ME 04101  
Tel: (207)-210-6655;  
Fax: 207-210-6659  
Arena: Portland Exposition Building  
Media Relations Contact: Jana Spaulding  
(jspaulding@maineredclaws.com)  
NBA Affiliation: Boston

**Reno Bighorns**  
9393 Gateway Drive, Suite BH;  
Reno, NV 89511  
Tel: (775) 284-2622;  
Fax: (775) 853-1601  
Arena: Reno Events Center  
Media Relations Contact: Allison Beck  
(abeck@renobighorns.com)  
NBA Affiliation: Memphis,  
Sacramento, Utah

**Rio Grande Valley Vipers**  
4500 North 10th Street, Suite 315;  
McAllen, TX 78504  
Tel: (956) 972-1144;  
Fax: (956) 972-1150  
Arena: State Farm Arena  
Media Relations Contact: Rebecca  
Sweat (rsweat@rgvipers.com)  
NBA Affiliation: Houston

**Santa Cruz Warriors**  
903 Pacific Avenue, Suite 101;  
Santa Cruz, CA 95060  
Tel: (831) 466-3200;  
Fax: 831-466-3201  
Arena: Kaiser Permanente Arena  
Media Relations Contact: Matt De Nasnera  
(mdenasnera@santacruzbasketball.com)  
NBA Affiliation: Golden State

**Sioux Falls Skyforce**  
2131 South Minnesota Ave;  
Sioux Falls, SD 57105  
Tel: (605) 332-0605;  
Fax: (605) 332-2305  
Arena: Sioux Falls Arena  
Media Relations Contact: Brett Hansen  
(brett@skyforceonline.com)  
NBA Affiliation: Miami, Minnesota,  
Orlando, Philadelphia

**Springfield Armor**  
1 Monarch Place, Suite 220;  
Springfield, MA 01144  
Tel: (413) 746-3263;  
Fax: (413) 746-3262  
Arena: MassMutual Center  
Media Relations Contact: Eli Pearlstein  
(epearlstein@armorhoops.com)  
NBA Affiliation: New Jersey

**Texas Legends**  
2601 Avenue of the Stars, Suite 300;  
Frisco, TX 75215  
Tel: (214) 469-0822;  
Fax: (214) 469-0823  
Arena: Dr. Pepper Arena  
Media Relations Contact: Kyle Judkins  
(kjudkins@texlegends.com)  
NBA Affiliation: Dallas

**Tulsa 66ers**  
10425 South 82nd East Avenue, Suite 105,  
Tulsa, OK 74133  
Tel: (918) 585-8444;  
Fax: (918) 398-6930  
Arena: SpiritBank Event Center  
Media Relations Contact: Ben Coldagelli  
(bcoldagelli@tulsa66ers.com)  
NBA Affiliation: Oklahoma City



## FINAL 2011-12 NBA DEVELOPMENT LEAGUE STANDINGS

Eastern	HOME		AWAY		Pct	Gb	Western	HOME		AWAY		Pct	Gb
	W-L	W-L	W-L	W-L				W-L	W-L	W-L	W-L		
Springfield	29-21	18-6	10-14	0.580	0.0		Los Angeles	38-12	20-4	16-8	0.760	0.0	
Dakota	29-21	17-7	12-12	0.580	0.0		Austin	33-17	18-6	13-11	0.660	5.0	
Erie	28-22	15-9	12-12	0.560	1.0		Bakersfield	28-22	17-7	10-14	0.560	10.0	
Canton	27-23	14-10	12-12	0.540	2.0		Rio Grande	24-26	11-13	13-11	0.480	14.0	
Iowa	25-25	16-8	8-16	0.500	4.0		Texas	24-26	14-10	8-16	0.480	14.0	
Maine	21-29	11-13	9-15	0.420	8.0		Tulsa	23-27	13-11	9-15	0.460	15.0	
Sioux Falls	15-35	10-14	5-19	0.300	14.0		Idaho	21-29	13-11	8-16	0.420	17.0	
Fort Wayne	14-36	7-17	6-18	0.280	15.0		Reno	21-29	11-13	8-16	0.420	17.0	

### 2012 POSTSEASON RESULTS

#### Quarter-Finals

##### Los Angeles D-Fenders 2, Iowa Energy 0

Game 1 – Los Angeles 114, Iowa 103

Game 2 – Los Angeles 94, Iowa 92

##### Austin Toros 2, Erie BayHawks 1

Game 1 – Erie 108, Austin 95

Game 2 – Austin 97, Erie 87

Game 3 – Austin 99, Erie 85

##### Bakersfield Jam 2, Dakota Wizards 0

Game 1 – Bakersfield 107, Dakota 94

Game 2 – Bakersfield 93, Dakota 91

##### Canton Charge 2, Springfield Armor 1

Game 1 – Canton 108, Springfield 93

Game 2 – Springfield 125, Canton 116 (OT)

Game 3 – Canton 115, Springfield 106

#### Semi-Finals

##### Los Angeles D-Fenders 2, Bakersfield Jam 0

Game 1 – Los Angeles 109, Bakersfield 104

Game 2 – Los Angeles 109, Bakersfield 90

##### Austin Toros 2, Canton Charge 1

Game 1 – Canton 112, Austin 109 (OT)

Game 2 – Austin 118, Canton 104

Game 3 – Austin 90, Canton 68

#### Finals

##### Austin Toros 2, Los Angeles D-Fenders 1

Game 1 – Los Angeles 109, Austin 101 (OT)

Game 2 – Austin 113, Los Angeles 94

Game 3 – Austin 122, Los Angeles 110

## 2011-12 D-LEAGUE TO NBA GATORADE CALLUPS

Player	D-League Team	NBA Team
Mickell Gladness	Dakota Wizards	Miami, Miami, Golden State
Terrell Harris	Rio Grande Valley	Miami
Dennis Horner	Springfield Armor	New Jersey, New Jersey
Cardell Johnson	Austin Toros	New Orleans
Ryan Reid	Tulsa 66ers	Oklahoma City
Donald Sloan	Erie BayHawks	Atlanta, New Orleans, Cleveland
Greg Stiemsma	Sioux Falls Skyforce	Boston
Jamaal Tinsley	Los Angeles D-Fenders	Utah
Mychel Thompson	Erie BayHawks	Cleveland
Lance Thomas	Austin Toros	New Orleans, New Orleans
Chris Wright	Maine Red Claws	Golden State
Cory Higgins	Erie BayHawks	Charlotte
Malcolm Thomas	L.A. D-Fenders	San Antonio, Houston
Mike James	Erie BayHawks	Chicago, Chicago, Chicago, Chicago
Courtney Fortson	L.A. D-Fenders	L.A. Clippers, Houston
Larry Owens	Tulsa 66ers	New Jersey
Walker Russell	Fort Wayne Mad Ants	Detroit
Ishmael Smith	L.A. D-Fenders	Orlando
Greg Smith	Rio Grande Valley Vipers	Houston
Ben Uzoh	Dakota Wizards	Cleveland, Toronto
Andre Emmett	Reno Bighorns	New Jersey
Eric Dawson	Austin Toros	San Antonio, San Antonio
Manny Harris	Canton Charge	Cleveland, Cleveland

## 2011-12 NBA AWARDS WINNERS

### NBA Most Valuable Player

LeBron James, Miami Heat

### NBA Coach of the Year

Gregg Popovich, San Antonio Spurs

### T-Mobile Rookie of the Year

Kyrie Irving, Cleveland Cavaliers

### NBA Sixth Man Award

James Hardin, Oklahoma City Thunder

### NBA Defensive Player of the Year

Tyson Chandler, New York Knicks

### NBA Most Improved Player

Ryan Anderson, Orlando Magic

### J. Walter Kennedy Citizenship Award

Pau Gasol, Los Angeles Lakers

### NBA Sportsmanship Award

Jason Kidd, Dallas Mavericks

### NBA Executive of the Year

Larry Bird, Indiana Pacers

### Bill Russell NBA Finals MVP

LeBron James, Miami Heat

### NBA All-Star Game MVP

Kevin Durant, Oklahoma City Thunder

### All-NBA First Team

Kobe Bryant, Los Angeles Lakers  
Kevin Durant, Oklahoma City Thunder  
Dwight Howard, Orlando Magic  
LeBron James, Miami Heat  
Chris Paul, Los Angeles Clippers

### All-NBA Second Team

Andrew Bynum, Los Angeles Lakers  
Blake Griffin, Los Angeles Clippers  
Kevin Love, Minnesota Timberwolves  
Tony Parker, San Antonio Spurs  
Russell Westbrook, Oklahoma City Thunder

### All-NBA Third Team

Carmelo Anthony, New York Knicks  
Tyson Chandler, New York Knicks  
Dirk Nowitzki, Dallas Mavericks  
Rajon Rondo, Boston Celtics  
Dwyane Wade, Miami Heat

### All-Rookie First Team

Kenneth Faried, Denver Nuggets  
Kyrie Irving, Cleveland Cavaliers  
Brandon Knight, Detroit Pistons  
Kawhi Leonard, San Antonio Spurs  
Ricky Rubio, Minnesota Timberwolves  
Iman Shumpert, New York Knicks  
Klay Thompson, Golden State Warriors

### All-Rookie Second Team

MarShon Brooks, New Jersey Nets  
Chandler Parsons, Houston Rockets  
Isaiah Thomas, Sacramento Kings  
Tristan Thompson, Cleveland Cavaliers  
Derrick Williams, Minnesota Timberwolves

### NBA All-Defensive First Team

**Tony Allen, Memphis Grizzlies**  
Dwight Howard, Orlando Magic  
Serge Ibaka, Oklahoma City Thunder  
LeBron James, Cleveland Cavaliers  
Chris Paul, Los Angeles Clippers

### NBA All-Defensive Second Team

Kobe Bryant, Los Angeles Lakers  
Tyson Chandler, Dallas Mavericks  
Luol Deng, Chicago Bulls  
Kevin Garnett, Boston Celtics  
Rajon Rondo, Boston Celtics

## ALL-TIME AWARD WINNERS

### Most Valuable Player (Maurice Podoloff Trophy)

(Selected by vote of NBA players until 1979-80; by writers and broadcasters since 1980-81)

Year	Player, Team	Year	Player, Team
1955-56	Bob Pettit, St. Louis	1984-85	Larry Bird, Boston
1956-57	Bob Cousy, Boston	1985-86	Larry Bird, Boston
1957-58	Bill Russell, Boston	1986-87	Magic Johnson, L.A. Lakers
1958-59	Bob Pettit, St. Louis	1987-88	Michael Jordan, Chicago
1959-60	Wilt Chamberlain, Philadelphia	1988-89	Magic Johnson, L.A. Lakers
1960-61	Bill Russell, Boston	1989-90	Magic Johnson, L.A. Lakers
1961-62	Bill Russell, Boston	1990-91	Michael Jordan, Chicago
1962-63	Bill Russell, Boston	1991-92	Michael Jordan, Chicago
1963-64	Oscar Robertson, Cincinnati	1992-93	Charles Barkley, Phoenix
1964-65	Bill Russell, Boston	1993-94	Hakeem Olajuwon, Houston
1965-66	Wilt Chamberlain, Philadelphia	1994-95	David Robinson, San Antonio
1966-67	Wilt Chamberlain, Philadelphia	1995-96	Michael Jordan, Chicago
1967-68	Wilt Chamberlain, Philadelphia	1996-97	Karl Malone, Utah
1968-69	Wes Unseld, Baltimore	1997-98	Michael Jordan, Chicago
1969-70	Willis Reed, New York	1998-99	Karl Malone, Utah
1970-71	Kareem Abdul-Jabbar, Milwaukee	1999-00	Shaquille O'Neal, L.A. Lakers
1971-72	Kareem Abdul-Jabbar, Milwaukee	2000-01	Allen Iverson, Philadelphia
1972-73	Dave Cowens, Boston	2001-02	Tim Duncan, San Antonio
1973-74	Kareem Abdul-Jabbar, Milwaukee	2002-03	Tim Duncan, San Antonio
1974-75	Bob McAdoo, Buffalo	2003-04	Kevin Garnett, Minnesota
1975-76	Kareem Abdul-Jabbar, L.A. Lakers	2004-05	Steve Nash, Phoenix
1976-77	Kareem Abdul-Jabbar, L.A. Lakers	2005-06	Steve Nash, Phoenix
1977-78	Bill Walton, Portland	2006-07	Dirk Nowitzki, Dallas
1978-79	Moses Malone, Houston	2007-08	Kobe Bryant, L.A. Lakers
1979-80	Kareem Abdul-Jabbar, L.A. Lakers	2008-09	LeBron James, Cleveland
1980-81	Julius Erving, Philadelphia	2009-10	LeBron James, Cleveland
1981-82	Moses Malone, Houston	2010-11	Derrick Rose, Chicago
1982-83	Moses Malone, Philadelphia	2011-12	LeBron James, Miami
1983-84	Larry Bird, Boston		

### NBA Coach Of The Year (Red Auerbach Trophy)

(Selected by writers and broadcasters)

Year	Coach, Team	Year	Coach, Team
1962-63	Harry Gallatin, St. Louis	1987-88	Doug Moe, Denver
1963-64	Alex Hannum, San Francisco	1988-89	Cotton Fitzsimmons, Phoenix
1964-65	Red Auerbach, Boston	1989-90	Pat Riley, L.A. Lakers
1965-66	Dolph Schayes, Philadelphia	1990-91	Don Chaney, Houston
1966-67	Johnny Kerr, Chicago	1991-92	Don Nelson, Golden State
1967-68	Richie Guerin, St. Louis	1992-93	Pat Riley, New York
1968-69	Gene Shue, Baltimore	1993-94	Lenny Wilkens, Atlanta
1969-70	Red Holzman, New York	1994-95	Del Harris, L.A. Lakers
1970-71	Dick Motta, Chicago	1995-96	Phil Jackson, Chicago
1971-72	Bill Sharman, L.A. Lakers	1996-97	Pat Riley, Miami
1972-73	Tom Heinsohn, Boston	1997-98	Larry Bird, Indiana
1973-74	Ray Scott, Detroit	1998-99	Mike Dunleavy, Portland
1974-75	Phil Johnson, K.C./Omaha	1999-00	Glenn "Doc" Rivers, Orlando
1975-76	Bill Fitch, Cleveland	2000-01	Larry Brown, Philadelphia
1976-77	Tom Nissalke, Houston	2001-02	Rick Carlisle, Detroit
1977-78	Hubie Brown, Atlanta	2002-03	Gregg Popovich, San Antonio
1978-79	Cotton Fitzsimmons, Kansas City	<b>2003-04</b>	<b>Hubie Brown, Memphis</b>
1979-80	Bill Fitch, Boston	2004-05	Mike D'Antoni, Phoenix
1980-81	Jack McKinney, Indiana	2005-06	Avery Johnson, Dallas
1981-82	Gene Shue, Washington	2006-07	Sam Mitchell, Toronto
1982-83	Don Nelson, Milwaukee	2007-08	Byron Scott, New Orleans
1983-84	Frank Layden, Utah	2008-09	Mike Brown, Cleveland
1984-85	Don Nelson, Milwaukee	2009-10	Scott Brooks, Oklahoma City
1985-86	Mike Fratello, Atlanta	2010-11	Tom Thibodeau, Chicago
1986-87	Mike Schuler, Portland	2011-12	Gregg Popovich, San Antonio



# NBA

## ROOKIE OF THE YEAR (Eddie Gottlieb Trophy)

(Selected by writers and broadcasters)

Year	Player, Team	Year	Player, Team
1952-53	Don Meineke, Fort Wayne	1982-83	Terry Cummings, San Diego
1953-54	Ray Felix, Baltimore	1983-84	Ralph Sampson, Houston
1954-55	Bob Pettit, Milwaukee	1984-85	Michael Jordan, Chicago
1955-56	Maurice Stokes, Rochester	1985-86	Patrick Ewing, New York
1956-57	Tom Heinsohn, Boston	1986-87	Chuck Person, Indiana
1957-58	Woody Sauldsberry, Philadelphia	1987-88	Mark Jackson, New York
1958-59	Elgin Baylor, Minneapolis	1988-89	Mitch Richmond, Golden State
1959-60	Wilt Chamberlain, Philadelphia	1989-90	David Robinson, San Antonio
1960-61	Oscar Robertson, Cincinnati	1990-91	Derrick Coleman, New Jersey
1961-62	Walt Bellamy, Chicago	1991-92	Larry Johnson, Charlotte
1962-63	Terry Dischinger, Chicago	1992-93	Shaquille O'Neal, Orlando
1963-64	Jerry Lucas, Cincinnati	1993-94	Chris Webber, Golden State
1964-65	Willis Reed, New York	1994-95	Grant Hill, Detroit; Jason Kidd, Dallas
1965-66	Rick Barry, San Francisco	1995-96	Damon Stoudamire, Toronto
1966-67	Dave Bing, Detroit	1996-97	Allen Iverson, Philadelphia
1967-68	Earl Monroe, Baltimore	1997-98	Tim Duncan, San Antonio
1968-69	Wes Unseld, Baltimore	1998-99	Vince Carter, Toronto
1969-70	Kareem Abdul-Jabbar, Milwaukee	1999-00	Elton Brand, Chicago; Steve Francis, Houston
1970-71	Dave Cowens, Boston; Geoff Petrie, Portland	2000-01	Mike Miller, Orlando
1971-72	Sidney Wicks, Portland	<b>2001-02</b>	<b>Pau Gasol, Memphis</b>
1972-73	Bob McAdoo, Buffalo	2002-03	Amare Stoudemire, Phoenix
1973-74	Ernie DiGregorio, Buffalo	2003-04	LeBron James, Cleveland
1974-75	Keith Wilkes, Golden State	2004-05	Emeka Okafor, Charlotte
1975-76	Alvan Adams, Phoenix	2005-06	Chris Paul, New Orleans/Oklahoma City
1976-77	Adrian Dantley, Buffalo	2006-07	Brandon Roy, Portland
1977-78	Walter Davis, Phoenix	2007-08	Kevin Durant, Seattle
1978-79	Phil Ford, Kansas City	2008-09	Derrick Rose, Chicago
1979-80	Larry Bird, Boston	2009-10	Tyreke Evans, Sacramento
1980-81	Darrell Griffith, Utah	2010-11	Blake Griffin, Los Angeles
1981-82	Buck Williams, New Jersey	2011-12	Kyrie Irving, Cleveland

## MOST IMPROVED PLAYER

(Selected by writers and broadcasters)

Year	Player, Team
1985-86	Alvin Robertson, San Antonio
1986-87	Dale Ellis, Seattle
1987-88	Kevin Duckworth, Portland
1988-89	Kevin Johnson, Phoenix
1989-90	Rony Seikaly, Miami
1990-91	Scott Skiles, Orlando
1991-92	Pervis Ellison, Washington
1992-93	Mahmoud Abdul-Rauf, Denver
1993-94	Don MacLean, Washington
1994-95	Dana Barros, Philadelphia
1995-96	Gheorghe Muresan, Washington
1996-97	Isaac Austin, Miami
1997-98	Alan Henderson, Atlanta
1998-99	Darrell Armstrong, Orlando
1999-00	Jalen Rose, Indiana
2000-01	Tracy McGrady, Orlando
2001-02	Jermaine O'Neal, Indiana
2002-03	Gilbert Arenas, Golden State
2003-04	Zach Randolph, Portland
2004-05	Bobby Simmons, L.A. Clippers
2005-06	Boris Diaw, Phoenix
2006-07	Monta Ellis, Golden State
2007-08	Hedo Turkoglu, Orlando
2008-09	Danny Granger, Indiana
2009-10	Aaron Brooks, Houston
2010-11	Kevin Love, Minnesota
2011-12	Ryan Anderson, Orlando

## NBA DEFENSIVE PLAYER OF THE YEAR

(Selected by writers and broadcasters)

Year	Player, Team
1982-83	Sidney Moncrief, Milwaukee
1983-84	Sidney Moncrief, Milwaukee
1984-85	Mark Eaton, Utah
1985-86	Alvin Robertson, San Antonio
1986-87	Michael Cooper, L.A. Lakers
1987-88	Michael Jordan, Chicago
1988-89	Mark Eaton, Utah
1989-90	Dennis Rodman, Detroit
1990-91	Dennis Rodman, Detroit
1991-92	David Robinson, San Antonio
1992-93	Hakeem Olajuwon, Houston
1993-94	Hakeem Olajuwon, Houston
1994-95	Dikembe Mutombo, Denver
1995-96	Gary Payton, Seattle
1996-97	Dikembe Mutombo, Atlanta
1997-98	Dikembe Mutombo, Atlanta
1998-99	Alonzo Mourning, Miami
1999-00	Alonzo Mourning, Miami
2000-01	Dikembe Mutombo, Philadelphia
2001-02	Ben Wallace, Detroit
2002-03	Ben Wallace, Detroit
2003-04	Ron Artest, Indiana
2004-05	Ben Wallace, Detroit
2005-06	Ben Wallace, Detroit
2006-07	Marcus Camby, Denver
2007-08	Kevin Garnett, Boston
2008-09	Dwight Howard, Orlando
2009-10	Dwight Howard, Orlando
2010-11	Dwight Howard, Orlando
2011-12	Tyson Chandler, New York

## NBA EXECUTIVE OF THE YEAR

(Selected by NBA Executives and The Sporting News)

Year	Executive, Team
1972-73	Joe Axelson, K.C./Omaha
1973-74	Eddie Donovan, Buffalo
1974-75	Dick Vertlieb, Golden State
1975-76	Jerry Colangelo, Phoenix
1976-77	Ray Patterson, Houston
1977-78	Angelo Drossos, San Antonio
1978-79	Bob Ferry, Washington
1979-80	Red Auerbach, Boston
1980-81	Jerry Colangelo, Phoenix
1981-82	Bob Ferry, Washington
1982-83	Zollie Volchok, Seattle
1983-84	Frank Layden, Utah
1984-85	Vince Boryla, Denver
1985-86	Stan Kasten, Atlanta
1986-87	Stan Kasten, Atlanta
1987-88	Jerry Krause, Chicago
1988-89	Jerry Colangelo, Phoenix
1989-90	Bob Bass, San Antonio
1990-91	Bucky Buckwalter, Portland
1991-92	Wayne Embry, Cleveland
1992-93	Jerry Colangelo, Phoenix
1993-94	Bob Whitsitt, Seattle
1994-95	Jerry West, L.A. Lakers
1995-96	Jerry Krause, Chicago
1996-97	Bob Bass, Charlotte
1997-98	Wayne Embry, Cleveland
1998-99	Geoff Petrie, Sacramento
1999-00	John Gabriel, Orlando
2000-01	Geoff Petrie, Sacramento
2001-02	Rod Thorn, New Jersey
2002-03	Joe Dumars, Detroit
2003-04	<b>Jerry West, Memphis</b>
2004-05	Bryan Colangelo, Phoenix
2005-06	Elgin Baylor, L.A. Clippers
2006-07	Bryan Colangelo, Toronto
2007-08	Danny Ainge, Boston
2008-09	Mark Warkentin, Denver
2009-10	John Hammond, Milwaukee
2010-11	Gar Forman, Chicago
2011-12	Larry Bird, Indiana

## NBA SPORTSMANSHIP AWARD

(Selected by writers and broadcasters)

Year	Player, Team
1995-96	Joe Dumars, Detroit
1996-97	Terrell Brandon, Cleveland
1997-98	Avery Johnson, San Antonio
1998-99	Hersey Hawkins, Seattle
1999-2000	Eric Snow, Philadelphia
2000-01	David Robinson, San Antonio
2001-02	Steve Smith, San Antonio
2002-03	Ray Allen, Seattle
2003-04	P.J. Brown, New Orleans
2004-05	Grant Hill, Orlando
2005-06	Elton Brand, L.A. Clippers
2006-07	Luel Deng, Chicago
2007-08	Grant Hill, Phoenix
2008-09	Chauncey Billups, Denver
2009-10	Grant Hill, Phoenix
2010-11	Stephen Curry, Golden State

## J. WALTER KENNEDY CITIZENSHIP AWARD

(Selected by the Pro Basketball Writers Association)

Year	Player, Team
1975-76	Slick Watts, Seattle
1974-75	Wes Unseld, Washington
1976-77	Dave Bing, Washington
1977-78	Bob Lanier, Detroit
1978-79	Calvin Murphy, Houston
1979-80	Austin Carr, Cleveland
1980-81	Mike Glenn, New York
1981-82	Kent Benson, Detroit
1982-83	Julius Erving, Philadelphia
1983-84	Frank Layden, Utah
1984-85	Dan Issel, Denver
1985-86	Michael Cooper, L.A. Lakers, Rory Sparrow, New York
1986-87	Isiah Thomas, Detroit
1987-88	Alex English, Denver
1988-89	Thurl Bailey, Utah
1989-90	Doc Rivers, Atlanta
1990-91	Kevin Johnson, Phoenix
1991-92	Magic Johnson, L.A. Lakers
1992-93	Terry Porter, Portland
1993-94	Joe Dumars, Detroit
1994-95	Joe O'Toole, Atlanta
1995-96	Chris Dudley, Portland
1996-97	P.J. Brown, Miami
1997-98	Steve Smith, Atlanta
1998-99	Brian Grant, Portland
1999-00	Viade Divac, Sacramento
2000-01	Dikembe Mutombo, Philadelphia
2001-02	Alonzo Mourning, Miami
2002-03	David Robinson, San Antonio
2003-04	Reggie Miller, Indiana
2004-05	Eric Snow, Cleveland
2005-06	Kevin Garnett, Minnesota
2006-07	Steve Nash, Phoenix
2007-08	Chauncey Billups, Detroit
2008-09	Dikembe Mutombo, Houston
2009-10	Samuel Damilbert, Philadelphia
2010-11	Ron Artest, Los Angeles Lakers

## NBA SIXTH MAN AWARD

(Selected by writers and broadcasters)

Year	Player, Team	Year	Player, Team
1982-83	Bobby Jones, Philadelphia	1997-98	Danny Manning, Phoenix
1983-84	Kevin McHale, Boston	1998-99	Darrell Armstrong, Orlando
1984-85	Kevin McHale, Boston	1999-00	Rodney Rogers, Phoenix
1985-86	Bill Walton, Boston	2000-01	Aaron McKie, Philadelphia
1986-87	Ricky Pierce, Milwaukee	2001-02	Corliss Williamson, Detroit
1987-88	Roy Tarpley, Dallas	2002-03	Bobby Jackson, Sacramento
1988-89	Eddie Johnson, Phoenix	2003-04	Antawn Jamison, Dallas
1989-90	Ricky Pierce, Milwaukee	2004-05	Ben Gordon, Chicago
1990-91	Detlef Schrempf, Indiana	2005-06	<b>Mike Miller, Memphis</b>
1991-92	Detlef Schrempf, Indiana	2006-07	Leandro Barbosa, Phoenix
1992-93	Clifford Robinson, Portland	2007-08	Manu Ginobili, San Antonio
1993-94	Dell Curry, Charlotte	2008-09	Jason Terry, Dallas
1994-95	Anthony Mason, New York	2009-10	Jamal Crawford, Atlanta
1995-96	Toni Kukoc, Chicago	2010-11	Lamar Odom, Los Angeles Lakers
1996-97	John Starks, New York	2011-12	James Harden, Oklahoma City

INTRO

PLAYERS

OWNERSHIP

FRONT OFFICE

MEDIA

COMMUNITY

HISTORY

PLAYOFFS

REVIEW

OPINIONS

NBA

FEDERATION

AT A GLANCE





# FEDEXFORUM



FEDEXFORUM



FedExForum was delivered on time and on budget to the City of Memphis.

The \$250 million FedExForum opened on time and on budget in September 2004, and has since come to be known as the premier arena in the NBA and in North America. It is home to the NBA's Memphis Grizzlies and the University of Memphis Tigers men's basketball team, and in the seven basketball seasons since FedExForum opened, the arena has played host to three NBA Playoff series, six Conference USA Men's Basketball Tournaments (2005-09, 2012), the 2009 NCAA South Regional Men's Division I Basketball Tournament and the 2010 NCAA South Regional Women's Division I Basketball Tournament. Last spring, the Conference USA returned to Memphis for the 2012 C-USA Men's Basketball Tournament, the sixth at FedExForum, and 2012 C-USA Women's Basketball Tournament.

Last season, FedExForum saw another strong year, hosting over 100 arena events and over 100 private meeting events that took advantage of some of the unique meeting and function spaces throughout the arena. The professional operation at FedExForum resulted in it being named one of three finalists for the International Association of Venue Managers (IAVM) Venue Excellence Award in the category of arenas in July 2012. This season looks like another great year with some exciting new events coming to Memphis!

FedExForum has already played host to many concerts of chart-topping stars including: the Rolling Stones, Elton John, Eric Clapton, Justin Timberlake, George Strait, Kenny Chesney, Tim McGraw and Faith Hill, John Mayer, Carrie Underwood, Red Hot Chili Peppers, Taylor Swift, Miley Cyrus, Kid Rock, Alicia Keys, Foo Fighters, Michael Bublé, Usher, Justin Bieber, Bon Jovi and AC/DC among other A-List acts that have played FedExForum.

Additionally, Memphis and FedExForum have become a premier location for major boxing events having already hosted seven World Championship Boxing events, four concert rehearsals and tour openings as well as many major family shows like the Ringling Bros. and Barnum and Bailey Circus, Disney on Ice, Monster Jam and Motocross, World Wrestling Entertainment, Cirque du Soleil and Professional Bull Riders. FedExForum also helped lead the initiative to legalize mixed martial arts in the





state of Tennessee, leading to UFC 107 being held at FedExForum in December 2009.

FedExForum has become more than just an arena. It has achieved the goals set by Grizzlies ownership, management and community leaders and has become the new front porch for Memphis, a place where people can come together. Since the arena opened in September 2004, millions of fans have enjoyed a basketball game, concert or event at FedExForum. Additionally, FedExForum has become synonymous with unprecedented "Fans First" service, a principle which led to the Grizzlies and FedExForum being ranked No. 1 overall in the "Bang for the Buck" category in ESPN The Magazine's 2011 Ultimate Standings (No. 9 franchise overall), a composite ranking of all 122 franchises across the four major professional sports in North America (MLB, NBA, NFL, NHL).

In the fall of 2008, FedExForum established a venue services agreement with AEG Facilities, a wholly-owned subsidiary of the Anschutz Company and one of the leading sports and entertainment presenters in the world. As a result of the agreement, executive members of the AEG Facilities staff work directly with the management team at FedExForum to design and provide various support services and resources to stimulate additional revenue growth and create new revenue streams for the organization while enhancing existing business practices. The overall focus of the consulting agreement is to maximize event activity, create new marketing partnerships and generate sales initiatives for the venue.

So what is it about FedExForum that has the city, the NBA and fans buzzing?

There are five seating levels in the arena, with wide concourses making navigating the building easy. There are over 100 points of sale for concession stands, meaning expedited service. There are four full-service restaurants, with three offering service to Premium Seat Holders: Opus, a fine dining restaurant overlooking the court; the Blue Note Lounge, where fans can get a cocktail and a light meal before or during the game and enjoy the new standing ledge; the Lexus Lounge, where fans can watch the Grizzlies run onto the court from the locker room; and one open to all fans just off the Grand Lobby – Jack Daniel's Old No. 7 Sports Bar – a fun pre-game meeting place with patio seating. There is also the Legends Lounge, a patio area overlooking Beale Street where fans can meet and greet before and after every game. Finally, there is a Courtside Lounge just off the floor, exclusive for courtside seat holders. Each of those spaces is also available to rent for private functions during non-game or event times.

All of the food in FedExForum is provided by Levy Restaurants, the leader in sports and entertainment venue dining, and fans experience selection and quality beyond anything they've ever had at a sporting event. Whether it's a Memphis favorite such as Neely's Barbecue, something more exotic, or traditional fare like hamburgers, every fan can find something to satisfy their appetite. In 2011, FedExForum was chosen by readers of Memphis Sport Magazine for Best Concessions at any Mid-South venue.

Once in their seats, the first thing fans notice is the massive videoboard. Designed by Daktronics, the center-hung scoreboard provides fans with live video, instant replays and information on ten large, digital full-color displays, including four dedicated scoring sections. The scoreboard is one of the biggest in the NBA, measuring approximately 22 feet high by 38 feet in diameter. The unique design of the main center-hung scoreboard includes two 360-degree full-color rings of LED on the top and bottom of the scoreboard. Four additional video displays, in vertical configuration, flank the main video screens and dedicated scoring sections.



Foo Fighters



Bon Jovi

INTRO

PLAYERS

OWNERSHIP

FRONT  
OFFICE

MEDIA

COMMUNITY

HISTORY

PLAYOFFS

REVIEW

OPINIONS

NBA

FEDEXFORUM

AT A GLANCE



To complement the center-hung video and scoring displays, additional LED displays are prominently featured around the seating bowl. One 360-degree ring of light encircles the entire seating bowl, mounted on the Terrace Level fascia. A second large display curves 270 degrees around the Club Level fascia. The four LED rings comprise one of the largest amount of linear feet of LED in any arena in the United States. FedExForum is also equipped with a state-of-the-art sound system, as well as acoustic technology, making the sound in the arena crystal clear.

Before, during and after games, fans can buy the latest merchandise and Grizzlies gear in the Grizzlies Den team store, located in the Grand Lobby and at several boutique stores throughout FedExForum. The store is also open on non-game days from 10 a.m. – 5 p.m. Monday – Friday and 10 a.m. – 4 p.m. on Saturday. Summer hours are Monday – Friday 11 a.m. – 4 p.m. (closed Saturdays and Sundays) and can be reached by phone at (901) 205-1551.

One of the most unique features of FedExForum is the music theme that is prevalent throughout the arena. Luxury Suite holders have their name engraved on a record outside their suite, and lyric sheets from famous Memphis songs appear prominently on the walls. Concessions and restaurants are named with uniquely Memphis music themes and areas of the arena concourses are divided into sponsored zones highlighting musical genres like Rock 'n' Roll, the Blues, Gospel, Memphis Music Today and more.

FedExForum is also home to the Rock 'n' Soul Museum on the street level of the administration building. The Rock 'n' Soul Museum traces the roots of rock and roll and soul music in Memphis, offering visitors a self-guided tour of Memphis music from the early 20th century into the 1970s. The Rock 'n' Soul Museum is one of only two Smithsonian Institution exhibits not located in Washington, D.C.

FedExForum has set a new standard for arenas in the NBA and surpassed all expectations. But in addition to all the impressive numbers, it achieved something even more significant: it became Memphis' new front porch and the premier showcase of entertainment in the Mid-South.



Disney on Ice

## FEDExFORUM/MEDIA FAQS:

### 1. Where is the media entrance located?

Media should enter the building on the Southeast corner of Fourth Street and Dr. Martin Luther King Jr. Avenue (Media/Staff Entrance). All bags will be subject to search upon entry into FedExForum.

### 2. Where is the media parking lot?

Media Parking is available in the FedExForum surface lot located on Dr. Martin Luther King Jr. Avenue between Third Street and Fourth Street.

### 3. Where do I enter for the practice facility?

Media should enter through the Staff/Media Entrance at Fourth Street and Dr. Martin Luther King Jr. Avenue.

### 4. Where are the locker rooms located?

All locker rooms are located on the Event Level with the Media Suite strategically located on the East side between all the locker rooms.

Memphis Grizzlies – Southeast  
Visiting Team – Northeast

### 5. Where are the media dining room and work rooms located?

Event Level – Southeast. Press take the elevator from the Media Entrance to the Event Level which opens directly into the Don Poier Media Center.

### 6. Where is the media seating?

Two rows – South side center court, plus auxiliary seating on the Plaza Level, East side.


### 7. Where do satellite trucks park?

Satellite trucks park in our surface lot to the South of the garage. The surface lot is located on Dr. Martin Luther King Jr. Avenue between Third Street and Fourth Street.

### 8. Where are press conferences held?

Press conferences are held in the press conference room located in the Don Poier Media Center unless otherwise announced.









## GLOSSARY OF TERMS

### Arthroscopy

A surgical examination of the internal structures of a joint by viewing through an arthroscope. An arthroscopic procedure can be used to remove or repair damaged tissue or as a diagnostic procedure in order to inspect the extent of the damage or confirm diagnosis.

### Avascular Necrosis

Death of a body part because of a lack of blood circulation.

### Bone Scan

An imaging procedure in which a radioactive-labeled substance is injected into the body to determine the status of a bone injury. A bone scan is particularly useful in diagnosing a stress fracture.

### Chondral Fracture

Fracture to the chondral (cartilaginous) surfaces of bone. Degenerative Joint Disease changes in the joint surfaces as a result of repetitive trauma.

### Dislocation

Complete displacement of joint surfaces.

### Edema

Accumulation of fluid in organs and tissues of the body; swelling.

### Effusion

Accumulation of fluid within a joint.

### Fracture

Breach in continuity of the bone. Types of fractures include simple, compound, comminuted, greenstick, incomplete, impacted, longitudinal, oblique, stress and transverse.

### Heat Cramps

Painful muscle spasms caused by excessive body heat and depletion of fluids and electrolytes. Can be prevented with acclimatization and attention to environmental heat stress.

### Heat Stroke

Condition of rapidly rising internal body temperature.

### Hemarthrosis

Accumulation of blood within a joint as a result of an acute injury.

### Magnetic Resonance Imaging (MRI)

Imaging procedure in which a radio frequency pulse causes certain electrical elements of the injured tissue to react. MRI does not require radiation and is very useful in the diagnosis of soft tissue, disc and meniscus injuries.

### Osteochondritis Dessicans

A piece of bone and/or cartilage loosened from its attachment after trauma; it can cause a lesion.

### Separated shoulder (AC joint separation)

An injury to the acromioclavicular (AC) joint, located at the distal (acromial) end of the clavicle. While both involve the shoulder, a separation is completely different from a dislocation, which involves the glenohumeral joint.

### Sprain

The twisting, stretching, pulling or tearing of a ligament.

#### 1st degree

- A stretching but not tearing of a ligament. Athlete may either return to play immediately or will miss very little activity.

#### 2nd degree

- A partial tear of a ligament. Bracing may be required. Athlete may miss one to four weeks.

#### 3rd degree

- A complete tear of the ligament. Depending upon the ligament involved, bracing or even surgery may be required. Athlete may be out of activity from three weeks to one year or longer.

### Strain

The stretching, pulling or twisting of a muscle or tendon.

#### 1st degree

- A stretching but not tearing of the muscle or tendon. Athlete may either return to play immediately or will usually miss very little activity.

#### 2nd degree

- A partial tear of a muscle or tendon. Athlete may miss one to four weeks.

#### 3rd degree

- A complete tear of a muscle or tendon. Depending upon the muscle or tendon involved, surgery may be required. Athlete may be out of activity from three weeks to one year or longer.

### Subluxation

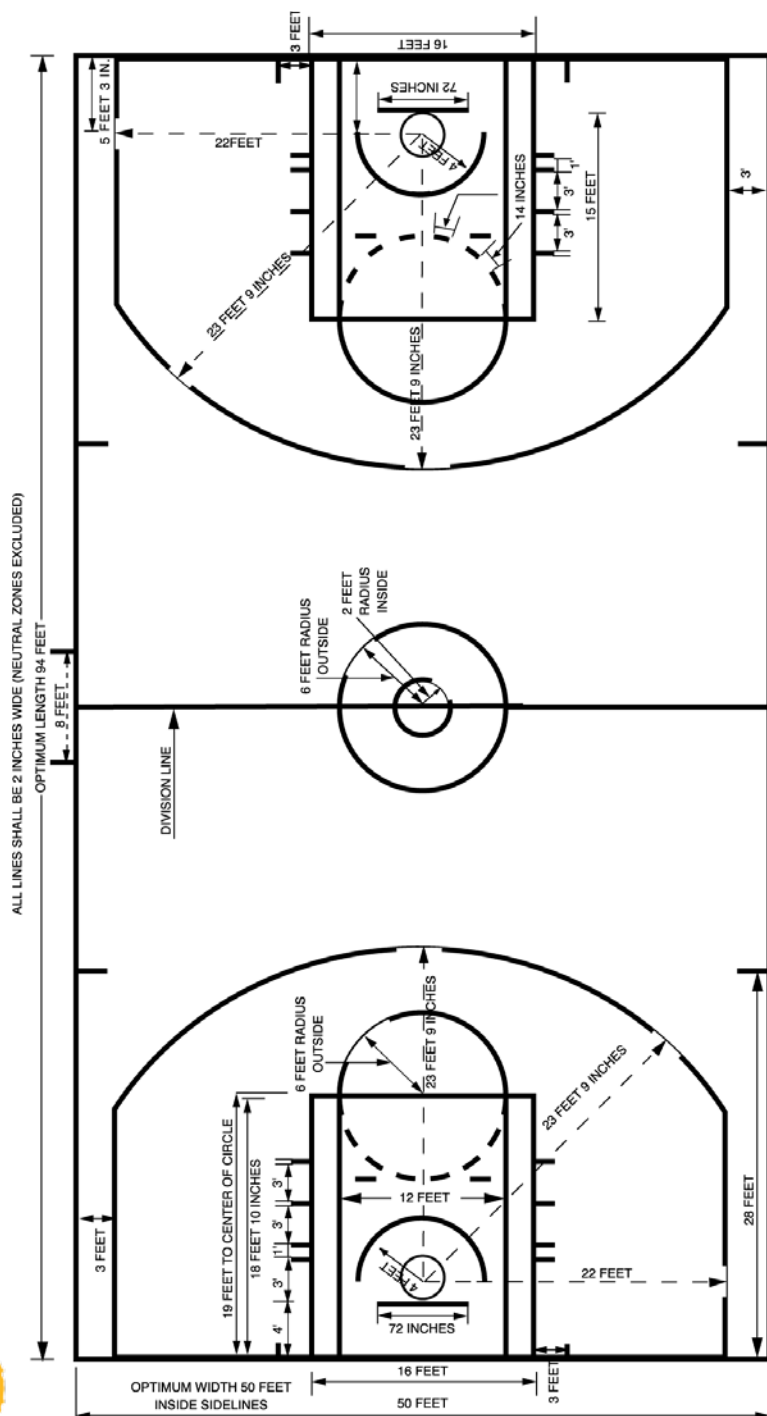
Partial dislocation of a joint. The term usually implies that the joint can be returned to its normal position without formal reduction.

### Synovitis

Inflammation of the synovial lining of a joint.

### Tendinitis

Inflammation of the tendon and/or tendon sheath, usually caused by chronic overuse.



## OFFICIAL NBA COURT DIAGRAM



# GRIZZLIES LOGO AND UNIFORM



## PRIMARY AND SECONDARY LOGOS

Primary logo




Partial logo



Secondary logo



## HOME UNIFORMS



## ROAD UNIFORMS



## ALTERNATE ROAD UNIFORMS



PMS 289

**Memphis Midnight**  
(100C 64M 0Y 60K)

PMS 652

**Beale Street Blue**  
(50C 25M 0Y 10K)

PMS 650

**Smoke Blue**  
(24C 9M 0Y 2K)

PMS 123

**Grizzlies Gold**  
(0C 17M 80Y 0K)

INTRO

PLAYERS

OWNERSHIP

FRONT OFFICE

MEDIA

COMMUNITY

HISTORY

PLAYOFFS

REVIEW

OPINIONS

NBA

FEDERATION

AT A GLANCE





# MEMPHIS ATTRACTIONS

## WHAT TO DO IN MEMPHIS

### AUTOZONE PARK

Address: 8 S. Third St.  
Phone: (901) 721-6050  
Website: [memphisredbirds.com](http://memphisredbirds.com)

Admission: Ballpark tours: \$5 (all ages)

Go behind the scenes of the finest ballpark ever built below the major leagues. Tour the state-of-the-art press box and see where the players work out. AutoZone Park is the home of the AAA baseball Memphis Redbirds, who play from April until September.

### BEALE STREET ENTERTAINMENT DISTRICT

Address: 203 Beale St.,  
Phone: (901) 526-0115  
Website: [bealestreet.com](http://bealestreet.com)

One of America's most famous musical streets! Located in the heart of downtown Memphis with three blocks of more than 30 nightclubs, restaurants and retail shops. Music includes traditional Blues, Rhythm and Blues, Jazz and Rock 'n' Roll. Catch a concert at Handy Park or attend one of the annual festivals or parades.

### GIBSON GUITAR FACTORY

Address: 145 Lt. George Lee Ave.  
Phone: (901) 544-7998  
Website: [gibson.com](http://gibson.com)

Hours: Mon. - Sat. hourly 11 a.m. - 4 p.m.;  
Sun. hourly 12 - 4 p.m.

Admission: \$10 (ages 5 and up)

Get an up-close look at Gibson guitars being crafted by hand while you watch. Then visit the Gibson Pure Shop to see a complete line of Gibson products. You can also learn the story of the birth of America's most influential music at the Smithsonian Rock 'n' Soul Museum which is located next to the Gibson factory. Relax in the lounge with live music, great drinks and food.

### GRACELAND MANSION

Address: 3734 Elvis Presley Blvd.  
Phone: (901) 332-3322  
Website: [elvis.com/graceland](http://elvis.com/graceland)

Hours: Mar.-May, Mon.-Sat. 9 a.m.-5 p.m., Sun. 10 a.m.-4 p.m.;  
June-Aug., Mon.-Sat. 9 a.m.-5 p.m., Sun. 9 a.m.-4 p.m.;  
Sept.-Oct., Mon.-Sat. 9 a.m.-5 p.m., Sun. 10 a.m.-4 p.m.;  
Nov.-Dec., Sun.-Sat. 10 a.m.-4 p.m.; Jan.-Feb., Wed.-Mon.  
10 a.m.-4 p.m. (closed Tues.)

Admission (Mansion Tour): Adults: \$32;  
Seniors 62+ and Students: \$28.80; Children 7-12: \$14;  
Children 6 & under: free

Home of the undisputed King of Rock 'n' Roll, Elvis Presley's Graceland mansion has become one of the largest attractions in Memphis. The home tour includes the music room, Elvis' parents' bedroom, pool room and 'jungle' den in the main house, and, behind the house, Elvis' racquetball building and his original business office. Also included are viewings of Elvis' trophy house and the Meditation Garden where Elvis and his immediate family are laid to rest.

### MEMPHIS ROCK 'N' SOUL MUSEUM

Address: 191 Beale St., Suite 100  
Phone: (901) 205-2533  
Website: [memphisrocknsoul.org](http://memphisrocknsoul.org)

Hours: Open Daily 10 a.m.-7 p.m.  
(Ticket sales end at 6:15 p.m.)

Admission; Adults \$11; Youth (5-17) \$8

The Memphis Rock 'n' Soul Museum Social Crossroads exhibition, artifacts, pictures, words and, of course, music, highlight slices of our cultural and musical past. Multiple galleries examine the history of Memphis music and its impact on cultural change. Group discounts available.



The Graceland Mansion is one of the most famous tourist attractions in the country.



## MEMPHIS ZOO

Address: 2000 Prentiss Place  
Phone: (901) 333-6500  
Website: [memphiszoo.org](http://memphiszoo.org)

Hours: Mar.-Oct. 9 a.m.-5 p.m. (last admission 4 p.m.); Nov.-Feb. 9 a.m.-4 p.m. (last admission 3 p.m.)

Admission: Adults (ages 12+) \$15; Seniors (ages 60+) \$14; Children (ages 2-11) \$10; Parking: \$5 per vehicle, free for Zoo members

The Memphis Zoo has an internationally recognized animal breeding program – a second chance at survival for species such as the low-land gorilla, snow leopard and Pere David's deer. You can also explore the new Teton Trek, Cat Country, Primate Canyon, Animals of the Night, Once Upon a Farm, Dragon's Lair, Tropical Bird House, Herpetarium, Aquarium and more. The Memphis Zoo has over 3,000 animal residents, as well as keeper chats, animal shows, the Zoo Shop, Discovery Center, rides and the CHINA exhibit, which features Chinese pandas Le Le and Ya Ya. The exhibit was built in anticipation of the pandas' arrival and represents Chinese animals, architecture and art.

## NATIONAL CIVIL RIGHTS MUSEUM

Address: 450 Mulberry St.  
Phone: (901) 521-9699  
Website: [civilrightsmuseum.org](http://civilrightsmuseum.org)

Hours: Mon.-Sat. 9 a.m.-5 p.m.; Free Time (Mon.) 3-5 p.m.; Sun. 1-5 p.m.; (closed on Tues.); Summer Hours (June-Aug.): Mon.-Sat. 9 a.m.-6 p.m.; Free Time (Mon.) 3-6 p.m.; Sun. 1-6 p.m. (closed on Tues.)

Admission: Adults \$13; Seniors \$11; Students with ID \$11; Children (4-17) \$9.50, 3 and under, free

The National Civil Rights Museum was opened in 1991 at the site of the Lorraine Motel in downtown Memphis. The Museum exists to assist the public in understanding the lessons of the Civil Rights Movement and its impact and influence on the human rights movement worldwide through its collections, exhibitions, research and educational programs.

## PINK PALACE MUSEUM

Address: 3050 Central Ave.  
Phone: (901) 636-2362  
Website: [memphismuseums.org](http://memphismuseums.org)

Hours: Mon.-Sat. 9 a.m.-5 p.m.; Sun. Noon-5 p.m.

Admission: Adults \$11.75; Seniors (age 60+) \$11.25; Children (3-12) \$6.25

The Pink Palace Museum is one of the largest facilities of its kind in the Southeast. Trace Memphis' development from the time of Spanish explorers through the Civil War and the yellow fever epidemics. Also located on the grounds are the IMAX Theatre and Sharpe Planetarium. Combination tickets are available for all the attractions.

## STAX MUSEUM OF AMERICAN SOUL MUSIC

Address: 926 E. McLemore Ave.  
Phone: (901) 942-SOUL  
Website: [soulsvilleusa.com](http://soulsvilleusa.com)

Hours: Apr.-Oct., Tues.-Sat. 10 a.m.-5 p.m., Sun.-Mon. 1-5 p.m.; Nov.-Mar., Tues.-Sat. 10 a.m.-5 p.m., Sun. 1-5 p.m. (closed on Mon.)

Admission: Adult \$12; Seniors (ages 62+) and Military \$11; Children (9-12) \$9; free for Stax Museum members and children under age 8 with paid senior or adult admission

Soul music was practically invented in Memphis and many of the greatest soul performers came from or recorded in an area of downtown Memphis called Soulsville, USA. Both Stax Records and Hi Records, two former movie theaters converted into recording studios in Soulsville in the late 1950s, cut the hottest soul records of all time. Soulsville, a non-profit organization, recently built the Stax Museum of American Soul as a tribute to these studios, record labels and their artists as well as the other gospel, blues, R&B and jazz musicians coming from Soulsville.

## SUN STUDIO

Address: 706 Union Ave.  
Phone: (800) 441-6249  
Website: [sunstudio.com](http://sunstudio.com)

Hours: Open daily 10 a.m.-6 p.m. Tours are given at the bottom of every hour on the half hour starting at 10:30 a.m. and ending at 5:30 p.m.

Admission: Adults \$12; Children (ages 5-11) free

Dubbed the "Birthplace of Rock 'n Roll," this studio was the home to sounds from greats such as Johnny Cash, Carl Perkins, Jerry Lee Lewis and Elvis Presley. Fans can also browse the Studio shops and enjoy a meal at the Sun Studio Café.



# ACCOMMODATION/TRANSPORTATION

## LOCAL HOTELS

### **Comfort Inn Downtown**

100 N. Front St.  
Memphis, TN 38103  
(901) 526-0583  
FAX: (901) 525-7512

Directions from hotel to FedExForum

- Start out going SOUTH on N. FRONT ST. toward JEFFERSON AVE.
- Turn LEFT onto JEFFERSON AVE.
- Turn RIGHT onto N. 2nd ST./TN-14 S./TN-3 S. Continue to follow 2nd ST./TN-14 S./TN-3 S.
- Turn LEFT onto DR. MARTIN LUTHER KING JR. AVE.

### **Courtyard Marriott Memphis Airport**

1780 Nonconnah Blvd.  
Memphis, TN 38132  
(901) 396-3600  
FAX: (901) 332-0706

Directions from hotel to FedExForum

- Start out going WEST on NONCONNAH BLVD. toward DIVIDEND DRIVE
- Merge onto I-240 W.
- Merge onto I-240 N.
- Take the LAMAR AVE exit- exit number 29
- Turn LEFT onto LAMAR AVE./TN-4/US 78
- Turn RIGHT onto S. SOMERVILLE ST./TN-278 Continue to follow TN-278
- End at S. 4th ST. and DR. MARTIN LUTHER KING JR. AVE.

### **Courtyard Marriott Memphis Downtown**

75 Jefferson Ave.  
Memphis, TN 38103  
(901) 522-2200  
FAX: (901) 522-2210

Directions from hotel to FedExForum

- Start out going EAST on JEFFERSON AVE. toward N. MAIN ST.
- Turn right onto N. 2nd ST.
- Turn LEFT onto DR. MARTIN LUTHER KING JR. AVE.
- Turn LEFT onto S. 3rd ST.

### **Crowne Plaza Memphis**

300 N. Second St.  
Memphis, TN 38105  
(901) 525-1800  
FAX: (901) 524-1859

Directions from hotel to FedExForum

- Start out going SOUTH on N. 2nd ST./TN-14 S./TN-3 S. toward MARKET AVE. Continue to follow N. 2nd ST./TN-14 S./TN-3 S.
- Turn LEFT onto LINDEN AVE.

### **DoubleTree Hotel**

185 Union Ave.  
Memphis, TN 38103  
(901) 528-1800  
FAX: (901) 526-3226

Directions from hotel to FedExForum

- Start out going EAST on UNION AVE./TN-3 toward HERNANDO ST.
- Turn RIGHT onto S. 4th ST.

### **Hampton Inn & Suites**

175 Peabody Place  
Memphis, TN 38103  
(901) 260-4000  
FAX: (901) 260-4012

Directions from hotel to FedExForum

- Start out going WEST on PEABODY Place toward HERNANDO ST.
- Turn RIGHT onto S. 3rd ST./TN-14 N.
- Turn RIGHT onto GAYOSO AVE.
- Turn RIGHT onto S. 4th ST.

### **Holiday Inn Select**

160 Union Ave.  
Memphis, TN 38103  
(901) 525-5491  
FAX: (901) 529-8950

Directions from hotel to FedExForum

- Start out going EAST on UNION AVE./TN-3 toward S. 3rd ST./TN-14N.
- Turn RIGHT on to S. 4th ST

### **Madison Hotel**

79 Madison Ave.  
Memphis, TN 38103  
(901) 333-1200  
FAX: (901) 333-1212

Directions from hotel to FedExForum

- Start out going WEST on MADISON AVE. toward N. CENTER LANE
- Turn LEFT onto S. FRONT ST.
- Turn LEFT onto UNION AVE.
- Turn RIGHT onto S. 2nd ST./TN-14 S.
- Turn LEFT onto DR. MARTIN LUTHER KING JR. AVE.



## Marriott (Downtown)

250 N. Main St.  
Memphis, TN 38103  
(901) 527-7300  
FAX: (901) 214-3711

Directions from hotel to FedExForum

- Start out going SOUTH on MAIN ST. toward EXCHANGE AVE.
- Turn LEFT onto EXCHANGE AVE.
- Turn RIGHT onto N. 2nd ST./TN-14 S./TN-3 S.  
Continue to follow N 2nd ST./TN-14 S./TN-3 S.
- Turn LEFT onto DR. MARTIN LUTHER KING JR. AVE.

## The Peabody

149 Union Ave.  
Memphis, TN 38103  
(901) 529-4000  
FAX: (901) 529-3600

Directions from hotel to FedExForum

- Start out going EAST on UNION AVE./TN-3 toward S. 3rd ST./TN 14 N.
- Turn RIGHT on to S. 4th ST.

## Sleep Inn at Court Square

40 N. Front St.  
Memphis, TN 38103  
(901) 522-9700  
FAX: (901) 522-9710

Directions from hotel to FedExForum

- Start out going SOUTH on N. FRONT ST. toward COURT AVE.
- Turn LEFT onto UNION AVE.
- Turn RIGHT onto S. 2nd ST./TN-14 S.
- Turn LEFT onto DR. MARTIN LUTHER KING JR. AVE.

## Springhill Suites

85 W. Court Ave.  
Memphis, TN 38103  
(901) 522-2100  
FAX: (901) 522-2110

Directions from hotel to FedExForum

- Start out going WEST on PARK LANE toward N. CENTER LANE
- Turn LEFT onto N. FRONT ST.
- Turn LEFT onto UNION AVE.
- Turn RIGHT onto S. 2nd ST./TN-14 S.
- Turn LEFT onto DR. MARTIN LUTHER KING JR. AVE.

## The Westin Memphis Beale Street

170 Lt. George W. Lee Ave.  
Memphis, TN 38103  
(901) 334-5900  
FAX: (901) 334-5901

Located directly across the street from FedExForum

## Wyndham Garden

300 N. Second St.  
Memphis, TN 38105  
(901) 525-1800  
FAX: (901) 524-1859

Directions from hotel to FedExForum

- Start out going SOUTH on N. 2nd ST./TN-14 S./TN-3 S. toward MARKET AVE. Continue to follow N. 2nd ST./TN-14 S./TN-3 S.
- Turn LEFT onto DR. MARTIN LUTHER KING JR. AVE.

# MAJOR AIRLINES

## AirTran Airways

(800) 247-8726

## American Airlines

(800) 223-5436

## Continental Airlines

(800) 523-3273

## Delta Airlines

(800) 221-1212

## United Airlines

(800) 864-8331

## U.S. Airways

(800) 428-4322

# AUTOMOBILE RENTAL

## Alamo

(901) 332-8412

## Avis

(901) 346-6129

## Budget

(901) 398-8888

## Dollar

(866) 434-2226

## Enterprise

(901) 396-3736

## Hertz

(901) 345-5680

## National

(901) 345-0070

## Thrifty

(901) 345-0170

# OTHER TRANSPORTATION

## Yellow Cab/Checker Cab

(901) 577-7777

## City Wide Cab

(901) 722-8294

## Metro Cab

(901) 323-3333

## MATA Main Street Trolley

(901) 274-MATA or  
www.matatransit.com

Trolley base fare is \$1. The Main St. Trolley operates along the Main St. Mall as well as the riverfront and serves many downtown landmarks with stops every 10 minutes. Mon.-Thurs. 6 a.m.-11 p.m.; Fri. 6 a.m.-1 a.m.; Sat. 9:30 a.m.-1 a.m.; Sun. 10 a.m.-6 p.m.

# NEWSSTANDS & MAJOR BOOKSTORES

## Barnes & Noble

6385 Winchester Road  
(901) 794-9394

## DK Booksellers

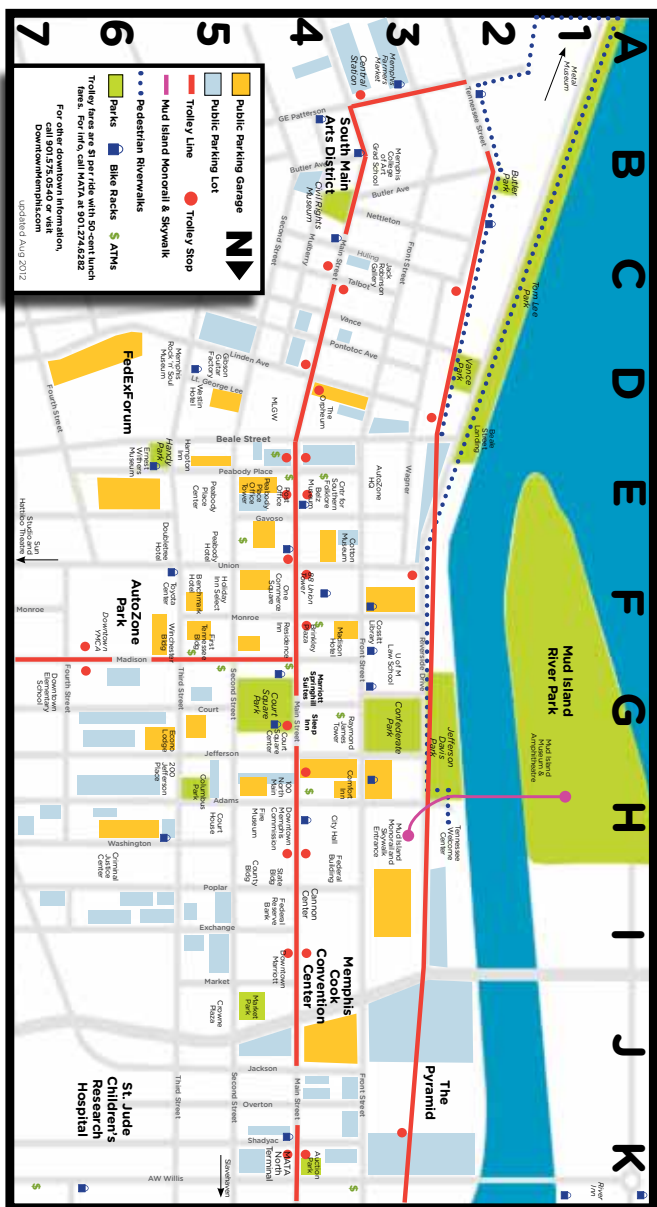
387 Perkins Road Ext.  
(901) 683-9801

## Peabody Newsstand

149 Union Ave.  
(901) 844-1913



# MEMPHIS MAP



## Downtown Attractions

- F6 Autozone Park, 200 Ohio, 372-6550
- D3 Beale Street Entertainment District
- D3 Beale Street Landing, Beale at Riverside, 372-9890
- D4 Beale Museum of Jewish and Asian Art, 119 S Main, 525-2987
- D4 Cannon Center for the Performing Arts, 285 N Main, 578-1201
- D4 Cannon Center for Southern Folklore, 119 S Main St, 525-3535
- F3 Central Library, 545 S Main, 526-1732
- F3 Cotton Museum of Memphis, 63 Union at Front, 537-7826
- D6 Ernest Wilkins Museum, 533 Beale, 527-9278
- D6 FedExForum, 99 Beale, 205-7234
- H4 Fire Museum of Memphis, 112 Adams, 205-5650
- D5 Gibson Guitar Factory, 451 L. George W. Lee, 545-0820
- F7 Heitko Theatre (off map), 656 Marshall, 520-3486
- C3 Jack Robinson Gallery, 44 Irving, 576-0708
- H4 MATA North Terminal, 444 N Main
- H5 Mayberry House, 189 Adams
- D3 Memphis College of Art, 477 S Main
- D3 Memphis Cook Convention Center, 255 N Main, 578-1200
- A3 Memphis Farmers Market, Central Station Pavilion
- D3 Memphis River Park & Amphitheatre, 45 S Riverside, 527-3028
- D3 Memphis Rock 'n' Soul Museum, 99 Beale, 205-2533
- A1 Metal Museum (off map), 374 Metal Museum Drive, 774-4380
- H4 Mud Island Monorail & Skywalk, 225 N Front, 578-7241
- H1 Mud Island River Park & Amphitheatre, 125 N Front, 578-7241
- B4 National Civil Rights Museum, 550 University, 529-9899
- D4 Orpheum Theatre, 203 S Main, 525-7800
- K5 Sinsheimer / Burke Estate Underground Railroad Museum, (off map), 626 N Second, 527-7771
- B3 South Main Arts District
- J6 St. Jude Children's Research Hospital, 382 Danny Thomas, 955-3337
- F7 Sun Recording Studio (off map), 706 Union, 527-0864
- H2 Tennessee Welcome Center, 116 N Riverside, 545-5532
- H7 Victorian Village Historic District
- B6 W.C. Handy Home & Museum, 352 Beale, 527-3427
- G3 University of Memphis Law School, 1 N Front, 678-2426

**GETT  
DOWN**  
MEMPHIS



Visit [DowntownMemphis.com](http://DowntownMemphis.com) for parking, dining, shopping, events and more!

Follow @DowntownMemphis







## ASIAN

### DOWNTOWN

**Bluefin** (135 S. Main St. 528-1010)  
**Bangkok Alley** (121 Union Ave. 522-2010)  
**Thai Bistro** (149 Madison Ave. 343-0303)  
**Yao's** (113 S. Main St. 523-2065)

### MIDTOWN

**Saigon Lee** (2015 Madison Ave. 276-5326)

### EAST MEMPHIS

**Benihana** (912 Ridgeland Blvd. 767-8980),  
**Osaka Japanese Cuisine** (3670 S. Houston Levee Road 861-1438)  
**P.F. Chang's China Bistro** (1181 Ridgeway Road 818-3889)  
**Stix** (4680 Merchants Park Circle, #202 854-3399)

## BAR & GRILL

### DOWNTOWN

**Automatic Slim's** (83 S. Second St. 525-7948)  
**Bar Dog** (73 Monroe Ave. 275-8752)  
**The Flying Saucer Draught Emporium** (130 Peabody Place 523-7468)  
**Hooters** (250 Peabody Place 523-9464)  
**Kooky Canuck** (97 S. Second St. 525-9800)  
**Huey's** (77 S. Second St. 527-2700)  
**Majestic Grill** (145 S. Main St. 522-8555)  
**TGI Friday's** (185 Union Ave. 523-8500)  
**TJ Mulligans** (362 N. Main St. 523-1453)  
**Tug's Grill** (50 Harbor Town Square 260-3344)

## BARBECUE

### DOWNTOWN

**Blues City Café** (138 Beale St. 526-3637)  
**Central BBQ** (147 E. Butler Ave. (901) 672-7760)  
**Charlie Vergos' Rendezvous** (52 S. Second St. 523-2746)  
**Neely's Bar-B-Que** (670 Jefferson Ave. 521-9798)

### EAST MEMPHIS

**Corky's Ribs and BBQ** (5259 Poplar Ave. 685-9744)

## SOUTHERN CUISINE

### DOWNTOWN

**Alcenia's Desserts & Home Cooking** (317 N. Main St. 523-0200)  
**Arcade** (540 S. Main St. 526-5757)  
**Gus's Fried Chicken** (310 S. Front St. 527-4877)  
**The Little Tea Shop** (69 Monroe Ave. 525-6000)

## THREE COURSE

### DOWNTOWN

**Butcher Shop Steak House** (101 S. Front St. 521-0856)  
**Capriccio Restaurant Bar and Café** (149 Union Ave. 529-4199)  
**Chez Philippe** (Peabody Hotel 529-4188)  
**Flight** (39 S. Main St. 521-8005)  
**Itta Bena** (145 Second Ave. 578-3031)  
**Mesquite Chop House** (88 Union Ave. 527-5337)  
**Spaghetti Warehouse** (40 W. Huling Ave. 521-0907)  
**Spindini** (383 S. Main St. 578-2767)  
**Texas de Brazil Churrascaria** (150 Peabody Place 526-7600)

### EAST MEMPHIS

**Folk's Folly** (551 S. Mendenhall Road 762-8220)  
**Ruth's Chris Steak House** (6120 Poplar Ave. 761-0055)

## SEAFOOD

### DOWNTOWN

**Flying Fish** (105 S. Second St. 522-8228)  
**Pearl's Oyster House** (299 S. Main St. 522-9070)

### MIDTOWN

**Tsunami** (928 S. Cooper St. 274-2556)

### EAST MEMPHIS

**Bonefish Grill** (4680 Merchants Park Circle # 200 854-5822)  
**Boneheads** (555 Perkins Extended Ste. 101 746-8867)  
**Humdingers** (6300 Poplar Avenue #101 260-8292)

## SOUTHWEST

### DOWNTOWN

**Happy Mexican** (385 S. Second St. 529-9991)  
**Rio Loco** (117 Union Ave. 523-2142)

### MIDTOWN

**Café Ole** (959 S. Cooper St. 274-1504)  
**Molly Gonzales' La Casita** (2006 Madison Ave. 726-1873)

## BEALE STREET ATTRACTIONS

**Alfred's** (197 Beale St. 525-3711)  
**B.B. Kings Blues Club** (143 Beale St. 524-5464)  
**Club 152** (152 Beale St. 544-7011)  
**Hard Rock Café** (315 Beale St. 529-0007)  
**Rum Boogie Café** (182 Beale St. 528-0150)  
**Silky O'Sullivan's** (183 Beale St. 522-9596)  
**Wet Willie's** (209 Beale St. 578-5650)

## BEYOND BEALE

### DOWNTOWN

**Aldo's Pizza Pies** (100 S. Main St. 577-7743)  
**Cheesecake Corner** (113 E. G E Patterson Ave. 525-2253)  
**Earnestine and Hazel's** (531 S. Main St. 523-9754)  
**Lenny's Sub Shop** (153 S. Main St. 529-4377)  
**Local Gastro Pub** 95 S. Main St. 473-9573)

### MIDTOWN

**Beauty Shop** (966 S. Cooper St. 272-7111)  
**Bosco's** (2120 Madison Ave. 432-2222)  
**Jason's Deli** (3474 Poplar Ave. Ste. 102 324-3181)  
**Young Avenue Deli** (2119 Young Ave. 278-0034)

### EAST MEMPHIS

**Brookhaven Pub Bar and Grill** (695 W. Brookhaven Circle 680-8118)  
**Dan McGuinness Pub** (4698 Spottswood 761-3711)  
**Fox and Hound English Tavern** (5101 Sanderlin Ave. 763-2013)

For all phone numbers, dial 901 for the area code.

INTRO

PLAYERS

OWNERSHIP

FRONT  
OFFICE

MEDIA

COMMUNITY

HISTORY

PLAYOFFS

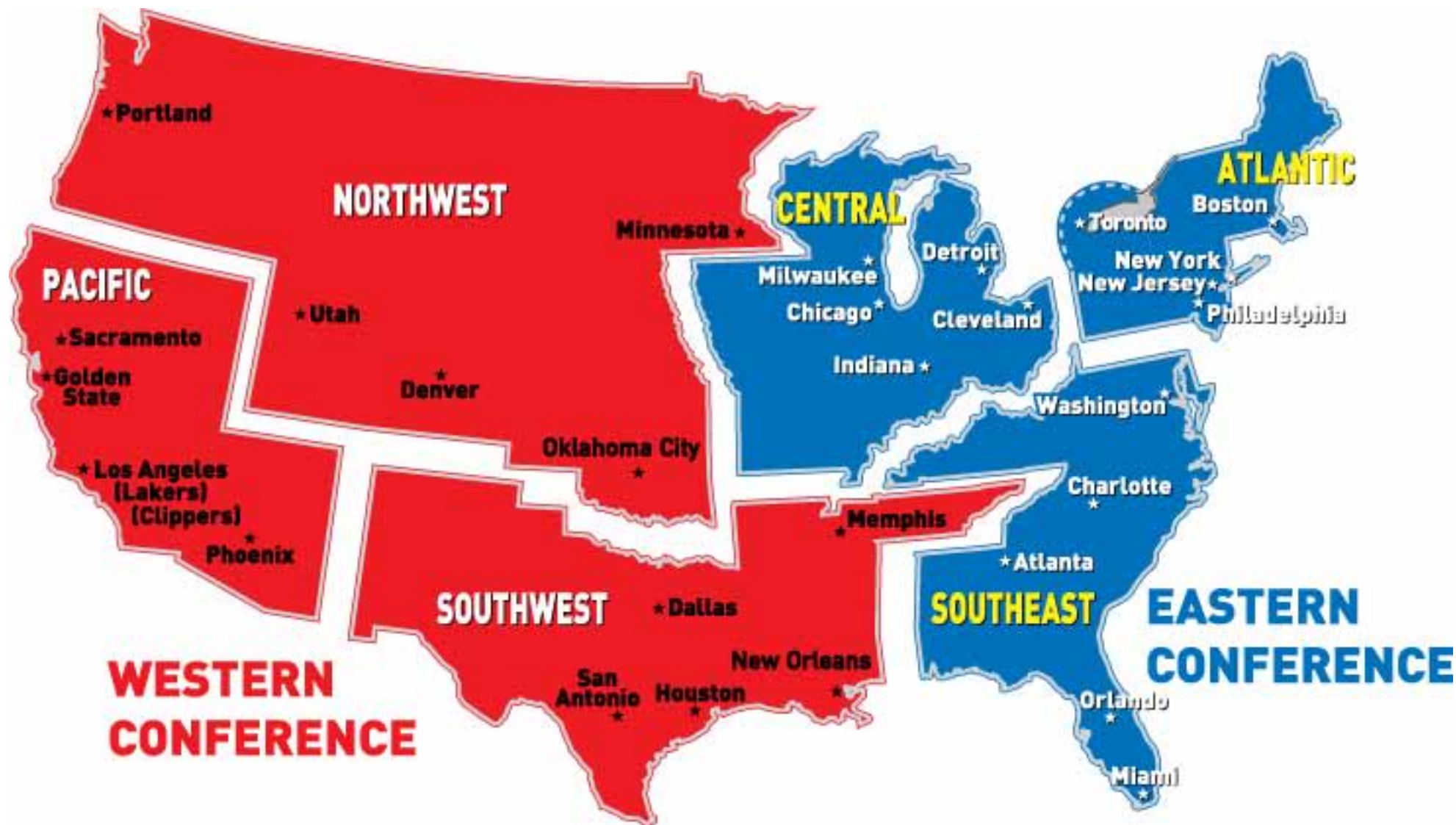
REVIEW

OPINIONS

NBA

FEDERATION

AT A GLANCE



HOME GAME

AWAY GAME

OPENING NIGHT

GIVEAWAY GAMES

SPORTSOUTH

ESPN 700AM

629PM ESPN

CALL 888-HOOP • GRIZZLIES.COM

OCTOBER						
SUN	MON	TUE	WED	THU	FRI	SAT
	1	2	3	4	5	6 REAL MADRID 7:00pm
7	8	9 CHI 7:00pm	10	11	12	13
14 ATL 5:00pm	15	16	17 HOU 7:00pm	18 MIL 7:00pm	19	20 IND 6:00pm
21	22	23	24 ORL 7:00pm	25	26 TOR 7:00pm	27
28	29	30	31 LAC 9:30pm			

NOVEMBER						
SUN	MON	TUE	WED	THU	FRI	SAT
				1	2 GSW 9:30pm	3
4	5 UTA 7:00pm	6	7 MIL 7:00pm	8	9 HOU 7:00pm	10
11 MIA 5:00pm	12	13	14 OKC 7:00pm	15	16 NYK 8:30pm	17 CHA 6:30pm
18	19 DEN 7:00pm	20	21	22	23 LAL 7:00pm	24
25	26 CLE 7:00pm	27	28 TOR 7:00pm	29	30 DET 7:00pm	

DECEMBER						
SUN	MON	TUE	WED	THU	FRI	SAT
						1 SAS 7:30pm
2	3	4 PHO 7:00pm	5	6	7 NOH 7:00pm	8 ATL 7:00pm
9	10	11	12 PHO 8:00pm	13	14 ESPNI DEN 9:30pm	15 UTA 8:00pm
16	17 CHI 7:00pm	18	19 ESPNI MIL 8:30pm	20	21 DAL 7:00pm	22 HOU 7:00pm
23	24	25	26 PHI 7:00pm	27	28	29 DEN 7:00pm
30	31 IND 2:00pm					

JANUARY						
SUN	MON	TUE	WED	THU	FRI	SAT
		1	2 BOS 6:30pm	3	4 POR 7:00pm	5
6 PHO 7:00pm	7 SAC 9:00pm	8	9 GSW 9:30pm	10	11 SAS 7:00pm	12 DAL 8:00pm
13	14 LAC 7:00pm	15	16 SAS 7:30pm	17	18 SAC 7:00pm	19 CHI 7:00pm
20	21 ESPNI IND 12:00pm	22	23 LAL 7:00pm	24	25 BKN 7:00pm	26
27 NOH 5:00pm	28 PHI 6:00pm	29	30	31 OKC 7:00pm		

FEBRUARY						
SUN	MON	TUE	WED	THU	FRI	SAT
					1 WAS 7:00pm	2
3	4	5 PHO 7:00pm	6 ATL 6:50pm	7	8 GSW 7:00pm	9
10 MIN 5:00pm	11	12 SAC 7:00pm	13	14	15 ALL-STAR	16 WEEKEND
17	18	19 DET 6:50pm	20 TOR 6:00pm	21	22 ORL 7:00pm	23
24 BKN 2:30pm	25	26	27 DAL 7:00pm	28		

MARCH						
SUN	MON	TUE	WED	THU	FRI	SAT
					1 MIA 6:30pm	2
3 ORL 5:00pm	4	5	6 POR 7:00pm	7	8 CLE 6:30pm	9 NOH 7:00pm
10	11	12 POR 9:00pm	13 LAC 9:30pm	14	15 DEN 8:00pm	16 UTA 9:00pm
17	18 MIN 7:00pm	19	20 OKC 7:00pm	21	22 NOH 7:00pm	23 BOS 7:00pm
24	25 WAS 6:00pm	26	27 NYK 6:30pm	28	29 HOU 7:00pm	30 MIN 7:00pm
31						

APRIL						
SUN	MON	TUE	WED	THU	FRI	SAT
	1 SAS 7:00pm	2	3 POR 9:00pm	4	5 ESPNI LAL 9:30pm	6
7 SAC 5:00pm	8	9 CHA 7:00pm	10	11	12 HOU 7:00pm	13 LAC 7:00pm
14	15 DAL 7:00pm	16	17 ESPNI UTA 7:00pm	18	19	20
21	22	23	24	25	26	27
28	29	30				







# ADVANTAGE home court

FedEx is proud to call Memphis home and proud to support the Memphis Grizzlies.

Official sponsor of the Memphis Grizzlies.  
© 2011 FedEx. All rights reserved.