

2014 POSTSEASON MEDIA GUIDE

BELIEVE IN MEMPHIS



2014 MEMPHIS GRIZZLIES POSTSEASON GUIDE



Table of Contents

Media Information and Contacts	3
Roster and Team Information	5
Player Bios	9
Executive Staff, Coaching Staff & Basketball Operations Bios	43
2013-14 Season Notes	59
Grizzlies Playoff History	67
Western Conference Playoffs Opponents	85
2013-14 Grizzlies Statistics	115
2013-14 NBA Statistics	127
2013-14 Game Recaps	136
2013-14 Box Scores	154

Credits

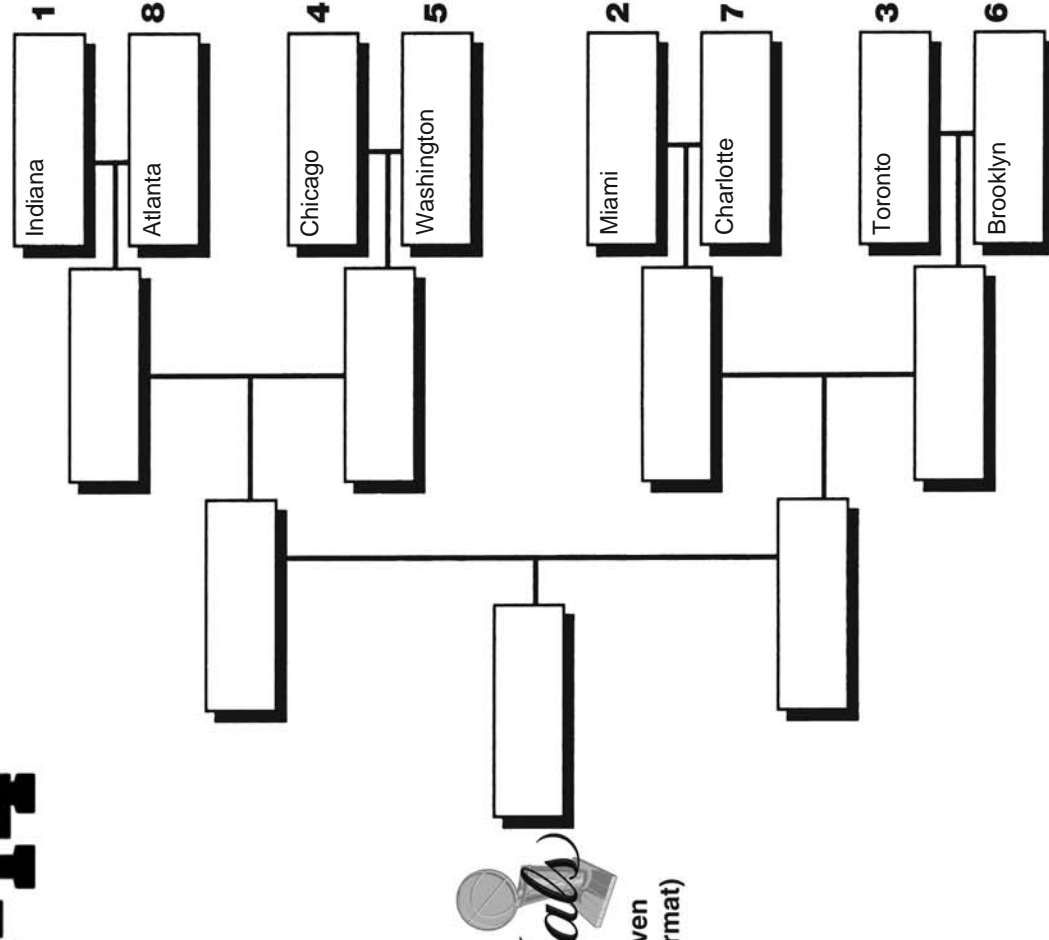
Managing Editor	Ross Wooden
Associate Editors	Jason Wallace, Kerri Harper, Bennett Hipp
Graphics	David Thompson, Bryan Rumfola
Special Thanks	Joe Murphy/NBAE, Elias Sports Bureau



Western Conference



Conference Finals	Conference Semifinals	First Round
Best of Seven (2-2-1-1-1 format)	Best of Seven (2-2-1-1-1 format)	Best of Seven (2-2-1-1-1 format)



Eight teams in each conference qualify for NBA Playoffs 2014 which begin on Saturday, April 19. The first four seeds in each conference will continue to be given to the three division winners and the team with the next best regular season record, but these four teams will now be seeded in order of their regular season records. The remaining four teams are ranked Nos. 5-8 according to their won-lost records. The team with the better regular season won-lost record has homecourt advantage in each round of the playoffs.

MEDIA GUIDELINES

Welcome

The Memphis Grizzlies would like to welcome you to the 2014 NBA Playoffs, where the team will make its franchise-record fourth consecutive postseason appearance (and seventh in franchise history) following its third 50-win regular season campaign and its first-ever trip to the Western Conference Finals last season. The Grizzlies communications department would like to thank the media for its continued coverage and, in an effort to provide the utmost service and professional atmosphere, has compiled the following list of guidelines to assist in your coverage throughout the playoffs.

Credentials

Individual single-game credentials can be secured by contacting a member of the Grizzlies communications staff (Ross Wooden at rwooden@grizzlies.com OR Jason Wallace at jwallace@grizzlies.com). Valid credentials will allow access to FedExForum, press row, auxiliary media seating, the Don Poier Media Suite and both locker rooms. Credentials are issued to working press only and at the full discretion of the communications director and the NBA league office. To reserve seating, media members must notify the Grizzlies communications department at least 48 hours in advance. Single-game credentials may be picked up at the FedExForum media entrance on the Southeast corner of Fourth Street and Dr. Martin Luther King Jr. Avenue beginning three hours prior to tip-off. Season and single-game credentials must be visibly worn at all times and, in all cases, are non-transferable. Any unauthorized use will subject the bearer to ejection from FedExForum and forfeiture of the credential, including but not limited to obtaining autographs.

Credentials for working media are issued based on the following criteria: 1) Local newspapers, newspapers from the opponent's area and national publications; 2) Local radio and television sports department personnel considered reporting; 3) Other daily newspapers, radio and television sports department personnel which are deemed to regularly cover the Memphis Grizzlies; 4) Other weekly and monthly publications that regularly cover the Memphis Grizzlies; 5) Web site reporters and bloggers that are previously approved by the NBA communications department; and 6) Professional scouts.

Photography requests must be submitted by the photo editor. Freelance writers and photographers will only be credentialed if the publication hiring them submits the credential request. Hard copies of the publication may be requested for verification.

Photographers/Camera Operators

Baseline photographer positions are assigned by the Grizzlies communications department for photographers and videographers. Per NBA policy, remote cameras, tripods and hard-back chairs are not permitted. Per NBA policy, all cameras must have a rubber shade lens cover. All television stations have access to the direct in-house feed by contacting the Grizzlies communications department.

Parking

Media parking is available by contacting the Grizzlies communications department 48 hours prior to the game requested. Media parking will be available in the FedExForum surface lot located on Dr. MLK Jr. Avenue between Third and Fourth Streets (across from the Toyota Parking Garage) on a first-come, first-serve basis.

Media Work Room

The media workroom is open three hours prior to each game and is located in the Don Poier Media Suite on the Southeast side of FedExForum. Admittance/space is limited to working media members with credentials only. Television monitors, telephones, workspace and complimentary photocopy and fax services are provided. Game notes, news releases and a limited number of media guide and game programs will also be available in the media work room during the course of the game. The media work room will also be available for use during all practices at FedExForum. Family members and guests of media members will not be permitted (no exceptions).

Locker Rooms

In accordance with NBA policy, both locker rooms will be open 90 minutes prior to tip-off for a 45-minute period and will reopen after the game following a 10-minute cooling-off period. Only those individuals with prominently-displayed, valid credentials will gain admittance. Personal cameras and camera phones are not permitted in the locker rooms, as still photography is not allowed. Seeking autographs or souvenir items from players or coaches is strictly prohibited and subject to forfeiture of credential.

Services

Game notes and statistics will be available in the media work room three hours prior to tip-off. Quarterly, halftime and final box scores, play-by-play sheets and postgame quotes and notes will be delivered to all working media as quickly as possible.

Media members requiring long-distance telephone service, high-speed internet access and/or wireless internet access are advised to contact the Grizzlies communications department in advance. Visiting media will have telephone access along press row and in the media work room, but must also contact the Grizzlies communications department to arrange high-speed, analog and/or wireless internet access both courtside and in the media work room.

Food services are available for \$5 for all working media beginning approximately three hours prior to game time. The dining area is located in the Media Dining Room in the Don Poier Media Suite on the Southeast side of FedExForum. Refreshments and snacks will be made available in the media dining room at halftime and postgame.

International Media Policy

International media interested in covering NBA regular-season games must submit a written request to the NBA league office via the NBA international communications. All credential requests must be received at least three business days prior to the first game requested. Photo identification will be required when picking up confirmed credentials at the media entrance.

Practices/Shootarounds

Grizzlies practices and shootarounds are held at either the Coventry Healthcare Practice Facility or the main court at FedExForum. Practices are closed, with the first 30 minutes open to the media. All shootarounds are closed to the media; media availability is provided afterward. Please contact the Grizzlies communications department (Ross Wooden at 901.205.1607 OR Jason Wallace at 901.205.1409) to confirm practice and shootaround times, sites and player/staff availability.

COMMUNICATIONS CONTACT INFO

Memphis Grizzlies Communications Department Contact Information

Jason Wallace

jwallace@grizzlies.com

901.205.1409 (office)

901.258.2546 (cell)

901.205.2758 (home courtside)

Ross Wooden

rwooden@grizzlies.com

901.205.1607 (office)

901.481.5908 (cell)

901.205.2758 (home courtside)

Kerri Harper

kharp@grizzlies.com

901.205.1609 (office)

901.205.2457 (home auxiliary)

Bennett Hipp

jhipp@grizzlies.com

901.205.1543 (office)

901.205.2457 (home auxiliary)

NBA Basketball Communications Contact Information

Tim Frank	(212) 407-8574	tfrank@nba.com
Maureen Coyle	(212) 407-8414	mcoyle@nba.com
Mark Broussard	(212) 407-8580	mbroussard@nba.com
Robert Reheuser	(212) 407-8045	rreheuser@nba.com
Peter Lagiovane	(212) 407-8537	plagiovane@nba.com
Peter Steber	(212) 407-8415	psteber@nba.com
Joanna Shapiro	(212) 407-8884	jshapiro@nba.com
Tim Kuck	(212) 407-8564	tkuck@nba.com
Brian McIntyre	(212) 407-8360	bmcintyre@nba.com

Western Conference Media Contact Information

DALLAS MAVERICKS

Sarah Melton

(214) 665-4669 (office)

(214) 868-9253 (cell)

sarah.melton@dallasmavs.com

GOLDEN STATE WARRIORS

Raymond Ridder

(510) 986-5384 (office)

(510) 867-4808 (cell)

rridder@warriors.com

HOUSTON ROCKETS

Tracey Hughes

(713) 758-7335 (office)

(281) 451-6730 (cell)

traceyh@rocketball.com

LOS ANGELES CLIPPERS

Seth Burton

(310) 862-6022 (office)

(310) 721-8006 (cell)

sburton@clippers.com

PORTLAND TRAIL BLAZERS

Jim Taylor

(503) 797-9664 (office)

(503) 956-8456 (cell)

jim.taylor@trailblazers.com

OKLAHOMA CITY THUNDER

Matt Tumbleson

(405) 208-4848 (office)

(405) 443-8285 (cell)

mtumbleson@thunder-nba.com

SAN ANTONIO SPURS

Tom James

(210) 444-5730 (office)

(210) 823-8921 (cell)

tjames@attcenter.com

2013-14 MEMPHIS GRIZZLIES ROSTER

ALPHABETICAL ROSTER

No.	Player	Pos.	Ht.	Wt.	Birthdate	Prior to NBA/Home Country	NBA Yrs
9	Tony Allen	G/F	6-4	213	1/11/1982	Oklahoma State/USA	9
12	Nick Calathes	G	6-6	213	2/7/1989	Florida/USA	R
11	Mike Conley	G	6-1	175	10/11/1987	Ohio State/USA	6
32	Ed Davis	F	6-10	225	6/5/1989	North Carolina/USA	3
22	Jamaal Franklin	G	6-5	191	7/21/1991	San Diego State/USA	R
33	Marc Gasol	C	7-1	265	1/29/1985	Akasvayu Girona/Spain	5
3	James Johnson	F	6-9	245	2/20/1987	Wake Forest/USA	4
41	Kosta Koufos	C	7-0	265	2/24/1989	Ohio State/USA	5
5	Courtney Lee	G	6-5	200	10/3/1985	Western Kentucky/USA	5
30	Jon Leuer	F	6-10	228	5/14/1989	Wisconsin/USA	2
13	Mike Miller	G/F	6-8	218	2/19/1980	Florida/USA	13
20	Quincy Pondexter	F	6-6	225	3/10/1988	Washington/USA	3
21	Tayshaun Prince	F	6-9	215	2/28/1980	Kentucky/USA	11
50	Zach Randolph	F	6-9	260	7/16/1981	Michigan State/USA	12
19	Beno Udrih	G	6-3	205	7/5/1982	Breil Milano/Slovenia	9

Head Coach

Dave Joerger (Moorhead State)

Assistant Coaches

Elston Turner (Ole Miss)

Duane Ticknor (South Dakota)

Bob Thornton (UC-Irvine)

Shawn Respert (Michigan State)

Head Athletic Trainer

Drew Graham (Ohio State)

Head Strength and Conditioning Coach

Chattin Hill (Central Washington)

Asst. Athletic Trainer/

Asst. Strength and Conditioning Coach

Jim Scholler (Michigan)

Advance Scout

Jason March (Florida State)

Video Coordinator/Player Development

Steve Jones (UNLV)

PRONUNCIATION GUIDE

Nick Calathes	(cuh-LAY-thus)
David Joerger	(YAY-gr)
Kosta Koufos	(COAST-ah KOO-fuss)
Jon Leuer	(LOO-er)
Jim Scholler	(SHOAL-er)
Beno Udrih	(BEYN-oh OO-dreeh)

NUMERICAL ROSTER

3	James Johnson	13	Mike Miller	30	Jon Leuer
5	Courtney Lee	19	Beno Udrih	32	Ed Davis
9	Tony Allen	20	Quincy Pondexter	33	Marc Gasol
11	Mike Conley	21	Tayshaun Prince	41	Kosta Koufos
12	Nick Calathes	22	Jamaal Franklin	50	Zach Randolph

2013-14 MEMPHIS GRIZZLIES DIRECTORY

191 Beale Street
Memphis, TN 38103
Phone: (901) 205-1234
Fax: (901) 205-1122
Grizzlies.com

Home Court: FedExForum (18,119 – opened September 6, 2004)

Team Colors: Memphis Midnight, Beale Street Blue, Smoke Blue and Grizzlies Gold

Executive Management

Chairman and Controlling Owner

Chief Executive Officer

General Manager

Vice President of Basketball Operations

Director of Player Personnel and Basketball Development

Head Coach

Assistant Coaches

Robert J. Pera

Jason Levien

Chris Wallace

John Hollinger

Stu Lash

Dave Joerger

Elston Turner

Duane Ticknor

Bob Thornton

Shawn Respert

Drew Graham

Chattin Hill

Jim Scholler

David Minckberg

Jason March

Chantal Hassard

Steve Jones

Mark Sanford

Adam Mazarei

John Townsend

Daniel Marcus

Julie Dawson

Charles Sweeney

Vince Ford

Kevin Yeiser

Head Athletic Trainer

Strength and Conditioning Coach

Assistant Trainer/Assistant Strength and Conditioning Coach

Director of Scouting

Advance Scout

Director of Team Operations

Video Coordinator/Player Development

Assistant Video Coordinator

Player Development Coach

Shooting Coach

Basketball Information Analyst

Executive Assistant

Equipment Manager/Travel Coordinator

Assistant Equipment Manager

Scouting Coordinator

Broadcast Info

Radio (ESPN 92.9 FM/680AM) – Eric Hasseltine (play-by-play), Hank McDowell (analyst), Elliot Perry (analyst)

Television (SportSouth) – Pete Pranica (play-by-play), Sean Tuohy (analyst), Brevin Knight (analyst), Rob Fischer (sideline reporter)

Miscellaneous

Division

2013-14 record

All-time regular season record

2013 Playoffs

All-time playoff record

NBA Titles

Southwest

50-32 (.610, 3rd in Southwest Division); 4-12 in division; 29-23 in conference; 21-9 vs. East; 27-14 at home; 23-18 on the road; 3-2 in overtime; 10-4 in games decided by three points or fewer; 19-12 in games decided by 10 points or more; held opponents under 100 points 55 times; held under 100 points 55 times.

597-913 (.395) in 19 seasons

Eliminated by San Antonio Spurs, 4-0, in Western Conference Finals

18-29 (.383)

None

HOW THE GRIZZLIES WERE BUILT

3	James Johnson	Called up from NBA Development League's Rio Grande Valley Vipers and signed as a free agent on Dec. 16, 2013.
5	Courtney Lee	As part of a three-team trade, traded by the Boston Celtics with a 2016 second round draft pick to the Memphis Grizzlies; the Memphis Grizzlies traded Jerryd Bayless to the Boston Celtics and traded 2014 and 2017 second round draft picks to the Oklahoma City Thunder; the Oklahoma City Thunder traded Ryan Gomes to the Boston Celtics on Jan. 7, 2014.
9	Tony Allen	Signed as a free agent with the Memphis Grizzlies on July 13, 2010.
11	Mike Conley	Drafted by the Memphis Grizzlies in the first round (fourth overall) of the 2007 NBA Draft on June 28, 2007.
12	Nick Calathes	Signed a multi-year contract with the Memphis Grizzlies on Aug. 20, 2013.
13	Mike Miller	Signed as a free agent with the Memphis Grizzlies on July 30, 2013.
19	Beno Udrih	Claimed off waivers on Feb. 27, 2014.
20	Quincy Pondexter	Traded by the New Orleans Hornets to the Memphis Grizzlies for Greivis Vasquez on Dec. 24, 2011.
21	Tayshaun Prince	As part of a three-team trade, traded by the Detroit Pistons with Austin Daye to the Memphis Grizzlies; the Memphis Grizzlies traded Rudy Gay to the Toronto Raptors; the Toronto Raptors traded Jose Calderon to the Detroit Pistons and traded Ed Davis and a 2013 second round draft pick to the Memphis Grizzlies on Jan. 30, 2013.
22	Jamaal Franklin	Drafted by the Memphis Grizzlies in the second round (41 st overall) in the 2013 NBA Draft on June 27, 2013.
30	Jon Leuer	Traded by the Cleveland Cavaliers to the Memphis Grizzlies for Marreese Speights, Wayne Ellington, Josh Selby and a future protected first round draft pick on Jan. 22, 2013.
32	Ed Davis	As part of a three-team trade, traded by the Toronto Raptors with a 2013 second round draft pick to the Memphis Grizzlies; the Toronto Raptors also traded Jose Calderon to the Detroit Pistons; the Memphis Grizzlies traded Rudy Gay to the Toronto Raptors; the Detroit Pistons traded Tayshaun Prince and Austin Daye to the Memphis Grizzlies on Jan. 30, 2013.
33	Marc Gasol	Draft rights (48 th overall in 2007) traded by the Los Angeles Lakers with Kwame Brown, Javaris Crittenton, Aaron McKie, a 2008 first round draft pick, a 2010 first round draft pick and cash considerations to the Memphis Grizzlies for Pau Gasol and a 2010 second round draft pick on Feb. 1, 2008.
41	Kosta Koufos	Traded by the Denver Nuggets to the Memphis Grizzlies for Darrell Arthur and the draft rights to Joffrey Lauvergne (55 th overall in 2013) on June 27, 2013.
50	Zach Randolph	Traded by the Los Angeles Clippers to the Memphis Grizzlies for Quentin Richardson on July 17, 2009.

2013-14 TRANSACTIONS

6/27: Named Dave Joerger as head coach.

6/27: Drafted Jamaal Franklin (41st overall), Joffrey Lauvergne (55th overall) and Janis Timma (60th overall) in the second round of the 2013 NBA Draft.

6/27: Traded Darrell Arthur and the draft rights to Joffrey Lauvergne to the Denver Nuggets for Kosta Koufos.

6/30: Jerryd Bayless exercises player option.

7/15: Re-signed Tony Allen and Jon Leuer to multi-year contracts.

7/22: Lifted protection on a 2016 second round draft pick owed to Dallas (via Denver) for the draft rights to Nick Calathes.

7/23: Claimed Josh Akognon off waivers.

7/26: Signed second round draft pick Jamaal Franklin to a multi-year contract.

7/30: Signed Mike Miller.

8/14: Traded Donté Greene to the Boston Celtics for Fab Melo.

8/20: Signed Nick Calathes.

8/22: Traded Tony Wroten to the Philadelphia 76ers for a conditional 2014 second round draft pick and a trade exception.

8/30: Waived Fab Melo.

9/23: Hired Elston Turner, Duane Ticknor and Shawn Respert as assistant coaches.

9/29: Signed Derrick Byars, Melvin Ely and Tony Gaffney.

10/6: Waived Josh Akognon and Derrick Byars.

10/10: Signed Andre Barrett.

10/26: Waived Andre Barrett, Melvin Ely, Tony Gaffney and Willie Reed.

10/31: Signed Quincy Pondexter to a multi-year contract extension.

12/16: Called up James Johnson from the D-League's Rio Grande Valley Vipers.

12/24: Called up Seth Curry from the D-League's Santa Cruz Warriors.

1/5: Assigned Jamaal Franklin to the D-League's Fort Wayne Mad Ants.

1/5: Waived Seth Curry.

1/7: As part of a three-team trade, Memphis traded Jerryd Bayless to Boston... Memphis traded a conditional 2014 second round draft pick (from Philadelphia) and a conditional 2017 second round draft pick to the Oklahoma City Thunder... Boston traded Courtney Lee and a 2016 second round draft pick to Memphis... Oklahoma City traded Ryan Gomes to Boston.

1/7: Recalled Jamaal Franklin from the D-League's Fort Wayne Mad Ants.

1/10: Re-assigned Jamaal Franklin to the D-League's Fort Wayne Mad Ants.

1/12: Recalled Jamaal Franklin from the D-League's Fort Wayne Mad Ants.

2/3: Signed Darius Morris to a 10-day contract.

2/26: Re-assigned Jamaal Franklin to the D-League's Fort Wayne Mad Ants.

2/27: Claimed Beno Udrih off waivers.

4/4: Recalled Jamaal Franklin from the D-League's Fort Wayne Mad Ants.



PLAYERS



Tony Allen

Position: Guard • **Height:** 6-4 • **Weight:** 213 lbs.

NBA Experience: 10 seasons

Born: January 11, 1982 (Age 32) in Chicago, Illinois

College: Oklahoma State University

Draft: Boston Celtics, 1st round (25th pick, 25th overall), 2004 NBA Draft

9

2013-14 SEASON

Concluded his fourth season in Memphis and 10th in the NBA with averages of 9.0 points, 3.8 rebounds and 1.64 steals on .494 shooting in 23.2 minutes in 55 games (28 starts)... Split his time between the starting lineup and the bench, averaging 10.0 points, 3.8 rebounds and 1.93 steals on .487 shooting in 26.0 minutes in 28 starts and recording 8.0 points, 3.8 rebounds and 1.33 steals on .503 shooting in 20.2 minutes in 27 games in reserve... Scored 15 points and made all three of his three-point attempts in the season opener on Oct. 30 at San Antonio, setting a new career high for threes made in a game and also equaling the total number of treys he made during the 2012-13 season... Grabbed a career-high 10 offensive rebounds on Dec. 18 at Dallas, becoming the first guard to get double-digit rebounds in a game since **Bonzi Wells** had 10 for Sacramento on March 17, 2006... Scored a season-high 19 points on Dec. 21 at New York... Led the team or shared the team lead in scoring twice, rebounding once, assists three times, steals 23 times and blocks once... Scored 10+ points 24 times... Grabbed 10+ rebounds once... Notched one double-double... Missed 27 games due to injury, illness or league suspension... Missed one game on Nov. 20 at Golden State due to a league suspension after being assessed a flagrant-2 penalty against **Chris Paul** in the previous game on Nov. 18 at LA Clippers... Missed four games from Dec. 5-11 due to a right hip contusion... Came off the bench in all but one game following a 21-game absence from Jan. 5-Feb. 18 due to a sprained left wrist... Not with team on March 24 vs. Minnesota due to a stomach illness.

NBA CAREER

The 10-year veteran holds career averages of 8.1 points, 3.1 rebounds, 1.4 assists and 1.32 steals in 21.0 minutes in 600 games (277 starts) with the Boston Celtics and Memphis Grizzlies... Named to three consecutive NBA All-Defensive Teams, earning First Team honors in 2012-13 and 2011-12 and Second Team honors in 2010-11... His selection to the All-Defensive Teams mark career firsts... Led all players receiving votes for the 2012-13 All-Defensive Teams... Finished fifth in the voting for the 2012-13 NBA Defensive Player of the Year, ranked sixth in 2012-13 and placed fourth in the balloting for 2010-11... A member of the 2008 NBA Champion Boston Celtics... The Grizzlies' all-time postseason leader in total steals (64) and steals per game (1.83)... Holds career postseason averages of 5.3 points, 2.4 rebounds and 1.05 steals in 17.0 minutes in 91 playoff games... Has made the NBA Playoffs in eight of his 10 professional seasons... Owns five career double-doubles... **2012-13 (Memphis):** Led all players receiving votes for the 2012-13 NBA All-Defense Teams, marking his second-straight First Team All-Defense honor and third consecutive NBA All-Defense selection... Finished fifth in the balloting for 2012-13 Defensive Player of the Year... Averaged a career-high 4.6 rebounds and 1.51 steals in 26.7 minutes in a career-high 79 games (all starts)... Recorded 8.9 points and 1.2 assists on .445 shooting on the offensive side of the floor... Shot .557 in the month of February, leading all NBA guards in field goal percentage during the month... **2013 Playoffs:** Averaged playoff career highs across the board with 10.3 points, 6.1 rebounds, 1.8 assists and 2.00 steals in 28.1 minutes in 15 postseason games, helping Memphis advance to the Western Conference Finals for the first time in club history... Ranked third in the NBA in steals per game during the playoffs... Set playoff career highs with 19 points and six assists on May 3 vs. LA Clippers in Game 6 over the opening round... Totaled 16 points and a playoff career-best 10 rebounds on April 22 at LA Clippers for his first career postseason double-double... Recorded a postseason career-high five steals in Game 2 of the Western Conference Semifinals on May 7 at Oklahoma City... **2011-12 (Memphis):** Named to the 2011-12 NBA All-Defensive First Team after placing fifth in the NBA in steals per game (career-high 1.79) and third in steals per 48 minutes (3.27)... Finished sixth in the voting for the 2011-12 NBA Defensive Player of the Year, the highest for any guard... Averaged 9.8 points, 4.0 rebounds and 1.4 assists on .469 shooting in 26.3 minutes in 58 games (57 starts)... Recorded a franchise record and set a career high with eight steals on April 23, 2012 vs. Cleveland... **2012 Playoffs:** Averaged 6.9 points, 3.1 rebounds and 0.7 assists on .400 shooting in 24.3 minutes in seven games against the Los Angeles Clippers in the first round of the 2012 Western Conference Playoffs... **2010-11 (Memphis):** Emerged as one of the league's top perimeter defenders in his first season in Memphis, averaging 1.79 steals and helping the Grizzlies pace the NBA in steals and forced turnovers... Named to the 2010-11 NBA All-Defensive Second Team, marking his first and the Grizzlies' first selection to an All-Defensive Team... Averaged 4.14 steals per 48 minutes, the highest rate by an NBA player since **Nate McMillan** (1993-94)... Finished fourth in the voting for Defensive Player of the Year... Averaged 8.9 points, 2.7 rebounds and 1.4 assists on .510 shooting in 20.8 minutes in 72 games (31 starts)... Hauled in a career-high 11 rebounds on March 19, 2011 vs. Indiana... **2011 Playoffs:** Posted 8.8 points, 2.9 rebounds, 1.5 assists and 1.92 steals in 26.9 minutes in 13 games (all starts), helping Memphis advance to the Western Conference Semifinals for the first time in franchise history... **2009-10 (Boston):** Played a key defensive role for the Eastern Conference Champion Celtics, averaging 6.1 points, 2.7 rebounds, 1.3 assists and 1.07 steals in 16.5 minutes in 77 games (eight starts)... Recorded his first career double-double with 10 points and 10 rebounds on Dec. 27, 2009 at LA Clippers... Tied a career high with seven assists on Jan. 2, 2010 vs. Toronto... **2010 Playoffs:** Averaged 5.1 points and 1.04 steals in 16.3 minutes in 24 games... **2008-09 (Boston):** Averaged 7.8 points, 2.3 rebounds, 1.4 assists and 1.17 steals in 19.3 minutes in 46 games (two starts) in his fifth season with the Celtics... **2009 Playoffs:** Averaged 0.9 points and 0.9 rebounds in 6.0 minutes in 10 appearances... **2007-08 (Boston):** Averaged 6.6 points, 2.2 rebounds and 1.5 assists in 18.3 minutes in 75 games (11 starts) in his fourth season in Boston... Averaged 9.6 points, 2.9 rebounds and 1.45 steals in 29.3 minutes in his 11 starts... **2008 Playoffs:** Won his first NBA Championship, averaging 1.3 points in 4.3 minutes in 15 postseason games, as Boston went on to defeat the Los Angeles Lakers (4-2) in the 2008 NBA Finals... **2006-07 (Boston):** Started his third season in Boston averaging career highs in scoring (11.5 points), rebounding (3.8) and assists (1.7) in 24.4 minutes in 33 games (18 starts) before suffering a season-ending tear of the anterior cruciate ligament (ACL) and medial collateral ligament (MCL) of his left knee on Jan. 10, 2007 vs. Indiana... **2005-06 (Boston):** Averaged 7.2 points, 2.2 rebounds, 1.3 assists and 1.00 steals in 19.2 minutes in 51 games (nine starts) in his second season with the Celtics... Blocked a career-high four shots on March 20, 2006 vs. LA Lakers... **2004-05 (Boston):** Averaged 6.4 points, 2.9 rebounds and 0.99 steals in 16.4 minutes in 77 games (34 starts) as a rookie... Tied for fourth among rookies in steals... Participated in the Rookie Challenge at the 2005 NBA All-Star Weekend, scoring a team-high 17 points... Scored 20 points in his first career start on Jan. 22, 2005 at Atlanta... Made his NBA debut on Nov. 3, 2004 vs. Philadelphia... **2005 Playoffs:** Recorded 2.7 points, 1.7 rebounds and 0.3 assists in 12.9 minutes, appearing in all seven playoff games (three starts) for Boston.

CAREER TRANSACTIONS

Drafted by the Boston Celtics in the first round (25th overall) of the 2004 NBA Draft on June 24, 2004... Signed a multi-year contract with the Boston Celtics on July 3, 2004... Signed as a free agent with the Memphis Grizzlies on July 13, 2010... Signed a multi-year contract with the Memphis Grizzlies on July 15, 2013.

NBA REGULAR SEASON STATISTICS

Season	Age	Tm	Lg	Pos	G	GS	MP	FG	FGA	FG%	3P	3PA	3P%	2P	2PA	2P%	FT	FTA	FT%	ORB	DRB	TRB	AST	STL	BLK	TOV	PF	PTS	RPG	APG	PPG
2004-05	23	BOS	NBA	SG	77	34	1262	184	387	.475	12	31	.387	172	356	.483	112	152	.737	85	136	221	64	76	24	77	156	492	2.9	0.8	6.4
2005-06	24	BOS	NBA	PG	51	9	978	129	274	.471	11	34	.324	118	240	.492	100	134	.746	32	79	111	67	51	18	67	126	369	2.2	1.3	7.2
2006-07	25	BOS	NBA	SG	33	18	805	133	259	.514	8	33	.242	125	226	.553	105	134	.784	35	89	124	56	49	12	75	87	379	3.8	1.7	11.5
2007-08	26	BOS	NBA	SG	75	11	1373	169	389	.434	18	57	.316	151	332	.455	138	181	.762	34	134	168	114	62	21	109	168	494	2.2	1.5	6.6
2008-09	27	BOS	NBA	SG	46	2	887	137	284	.482	6	27	.222	131	257	.510	79	109	.725	22	82	104	66	54	23	77	98	359	2.3	1.4	7.8
2009-10	28	BOS	NBA	SG	54	8	889	129	253	.510	0	5	.000	129	248	.520	72	119	.605	52	93	145	72	59	19	66	109	330	2.7	1.3	6.1
2010-11	29	MEM	NBA	SG	72	31	1494	251	492	.510	4	23	.174	247	469	.527	137	182	.753	70	123	193	104	129	44	86	161	643	2.7	1.4	8.9
2011-12	30	MEM	NBA	SG	58	57	1525	210	448	.469	8	26	.308	202	422	.479	140	175	.800	98	135	233	79	104	33	94	142	568	4.0	1.4	9.8
2012-13	31	MEM	NBA	SG	79	79	2109	284	638	.445	3	24	.125	281	614	.458	134	187	.717	121	242	363	98	119	44	94	211	705	4.6	1.2	8.9
2013-14	32	MEM	NBA	SG	55	28	1278	204	413	.494	11	47	.234	179	366	.527	76	121	.628	79	129	208	94	90	19	90	121	495	3.8	1.7	9.0
Career					600	277	12600	1830	3837	.477	81	307	.264	1743	3530	.495	1093	1494	.732	628	1242	1870	814	793	257	835	1379	4834	3.1	1.4	8.1
6 seasons		BOS	NBA		336	82	6194	881	1846	.477	55	187	.294	826	1659	.498	606	829	.731	260	613	873	439	351	117	471	744	2423	2.6	1.3	7.2
4 seasons		MEM	NBA		264	195	6406	949	1991	.477	26	120	.217	923	1871	.493	487	665	.732	368	629	997	375	442	140	364	635	2411	3.8	1.4	9.1

NBA PLAYOFF STATISTICS

Season	Age	Tm	Lg	Pos	G	GS	MP	FG	FGA	FG%	3P	3PA	3P%	2P	2PA	2P%	FT	FTA	FT%	ORB	DRB	TRB	AST	STL	BLK	TOV	PF	PTS	RPG	APG	PPG
2004-05	23	BOS	NBA	SG	7	3	90	8	18	.444	0	0	-	8	18	.444	3	7	.429	4	8	12	2	3	2	5	17	19	1.7	0.3	2.7
2007-08	26	BOS	NBA	SG	15	0	65	9	16	.563	0	1	.000	9	15	.600	2	5	.400	1	2	3	3	2	0	1	5	20	0.2	0.2	1.3
2008-09	27	BOS	NBA	SG	10	0	60	4	8	.500	0	0	-	4	8	.500	1	1	1.000	1	8	9	3	2	0	1	4	9	0.9	0.3	0.9
2009-10	28	BOS	NBA	SG	24	0	391	47	98	.480	0	0	.000	47	93	.505	28	36	.778	13	28	41	17	25	14	23	58	122	1.7	0.7	5.1
2010-11	29	MEM	NBA	SG	13	13	350	43	101	.426	1	7	.143	42	94	.447	27	41	.659	15	23	38	20	25	5	24	43	114	2.9	1.5	8.8
2011-12	30	MEM	NBA	SG	7	7	170	18	45	.400	0	0	.000	18	40	.450	12	17	.706	8	14	22	5	9	7	10	21	48	3.1	0.7	6.9
2012-13	31	MEM	NBA	SG	15	15	422	54	125	.432	2	8	.250	52	117	.444	44	58	.759	37	54	91	27	30	5	19	48	154	6.1	1.8	10.3
Career		NBA			91	38	1548	183	411	.445	3	26	.115	180	385	.468	117	165	.709	79	137	216	77	96	33	83	196	486	2.4	0.8	5.3
4 seasons		BOS	NBA		56	3	606	68	134	.486	0	6	.000	68	134	.507	34	49	.694	19	46	65	25	32	16	30	84	170	1.2	0.4	3.0
3 seasons		MEM	NBA		35	35	942	115	271	.424	3	20	.150	112	251	.446	83	116	.716	60	91	151	52	64	17	53	112	316	4.3	1.5	9.0

TONY ALLEN 2013-14 GAME LOG

10+ PTS	24	20+ PTS	0	10+ REB	1	10+ AST	0	3+ STL	9	DBL-DBL	1																		
DATE	TM	@	OPP	WL	O	P	G	GS	MIN	FG	FGA	FG%	FG3	FG3A	FG3%	FT	FTA	FT%	OREB	DREB	REB	AST	PF	DQ	STL	TO	BLK	PTS	PPG
10/30/2013	MEM	@	SA	.L	-	G	1	1	28	6	8	.750	3	3	1.000	0	3	.000	1	2	3	2	0	0	2	3	1	15	15.0
11/01/2013	MEM	v	DET	W.	1	G	2	2	35	6	10	.600	0	0	---	4	4	1.000	2	1	3	4	2	0	5	2	1	16	15.5
11/02/2013	MEM	@	DAL	.L	-	G	3	3	20	0	6	.000	0	1	.000	0	0	---	2	1	3	0	2	0	1	1	0	0	10.3
11/04/2013	MEM	v	BOS	W.	-	G	4	4	30	3	5	.600	0	2	.000	2	4	.500	1	3	4	3	2	0	4	4	0	8	9.0
11/06/2013	MEM	v	NO	.L	-	G	5	5	22	3	6	.500	0	1	.000	0	0	---	2	3	5	1	1	0	1	2	1	6	9.0
11/09/2013	MEM	v	GS	W.	-	G	6	6	23	4	6	.667	0	1	.000	4	7	.571	2	0	2	0	1	0	2	1	0	12	9.5
11/11/2013	MEM	@	IND	.L	-	G	7	7	24	3	4	.750	1	1	1.000	1	1	1.000	1	2	3	3	5	0	1	2	0	8	9.3
11/13/2013	MEM	v	TOR	.L	-	G	8	8	30	5	11	.455	0	1	.000	0	0	---	2	2	4	2	1	0	2	2	1	10	9.4
11/15/2013	MEM	@	LAL	W.	-	G	9	9	22	6	6	1.000	0	0	---	0	0	---	0	6	6	2	1	0	1	0	0	12	9.7
11/17/2013	MEM	@	SAC	W.	-	G	10	10	30	5	10	.500	0	3	.000	2	2	1.000	2	3	5	4	4	0	2	2	0	12	9.9
11/18/2013	MEM	@	LAC	W.	-	G	11	11	10	2	4	.500	0	0	---	1	1	1.000	1	0	1	0	2	0	0	0	1	5	9.5
11/20/2013	MEM	v	GS	W.	1	NMT	(League suspension)																						
11/22/2013	MEM	v	SA	.L	-	G	12	12	28	4	9	.444	0	2	.000	4	4	1.000	3	1	4	4	1	0	1	3	1	12	9.7
11/25/2013	MEM	v	HOU	.L	-	G	13	13	30	6	12	.500	0	1	.000	3	4	.750	1	1	2	1	3	0	6	4	2	15	10.1
11/27/2013	MEM	@	BOS	W.	-	G	14	14	27	5	8	.625	0	0	---	2	2	1.000	0	2	2	2	2	0	3	0	0	12	10.2
11/30/2013	MEM	v	BRK	.L	-	G	15	15	22	5	12	.417	0	1	.000	3	4	.750	0	3	3	0	4	0	2	2	0	13	10.4
12/03/2013	MEM	v	PHO	W.	-	G	16	16	24	5	11	.455	1	2	.500	0	0	---	2	1	3	2	4	0	4	2	0	11	10.4
12/05/2013	MEM	v	LAC	.L	-	DNP	(Coach's Decision) - Right hip contusion																						
12/07/2013	MEM	v	GS	.L	-	DNP	(Coach's Decision) - Right hip contusion																						
12/09/2013	MEM	v	ORL	W.	-	DNP	(Coach's Decision) - Right hip contusion																						
12/11/2013	MEM	v	OKC	.L	-	DNP	(Coach's Decision) - Right hip contusion																						
12/13/2013	MEM	@	NO	.L	-	G	17	17	24	3	9	.333	0	1	.000	0	0	---	1	4	5	2	2	0	0	1	0	6	10.2
12/15/2013	MEM	v	MIN	.L	-	G	18	18	26	3	4	.750	0	0	---	1	2	.500	3	4	7	3	1	0	1	1	1	7	10.0
12/17/2013	MEM	v	LAL	.L	-	G	19	19	30	6	13	.462	0	2	.000	4	6	.667	3	4	7	5	1	0	2	1	1	16	10.3
12/18/2013	MEM	@	DAL	.L	-	G	20	20	33	7	17	.412	0	1	.000	2	3	.667	10	1	11	3	4	0	3	4	0	16	10.6
12/21/2013	MEM	@	NY	W.	-	G	21	21	35	8	13	.615	0	1	.000	3	3	1.000	2	6	8	2	0	0	2	1	0	19	11.0
12/23/2013	MEM	v	UTA	W.	-	G	22	22	32	2	9	.222	0	0	---	2	2	1.000	0	4	4	4	2	0	1	1	0	6	10.8
12/26/2013	MEM	@	HOU	.L	-	G	23	23	21	4	11	.364	0	2	.000	0	0	---	0	0	0	0	5	0	0	1	1	8	10.7
12/28/2013	MEM	v	DEN	W.	-	G	24	24	27	3	10	.300	0	1	.000	0	1	.000	2	3	5	2	2	0	1	0	0	6	10.5
12/30/2013	MEM	v	CHI	.L	-	G	25	25	34	5	7	.714	0	0	---	3	4	.750	0	0	0	0	3	0	2	4	1	13	10.6
01/02/2014	MEM	@	PHO	W.	-	G	26	26	13	1	2	.500	0	0	---	0	3	.000	0	0	0	1	0	0	1	1	0	2	10.2
01/03/2014	MEM	@	DEN	.L	-	G	27	27	37	3	6	.500	0	0	---	4	6	.667	1	3	4	2	3	0	3	4	0	10	10.2
01/05/2014	MEM	@	DET	W.	-	DNP	(Coach's Decision) - Sprained left wrist																						
01/07/2014	MEM	v	SA	.L	1	DNP	(Coach's Decision) - Sprained left wrist																						
01/10/2014	MEM	v	PHO	W.	-	DNP	(Coach's Decision) - Sprained left wrist																						
01/12/2014	MEM	v	ATL	W.	-	DNP	(Coach's Decision) - Sprained left wrist																						
01/14/2014	MEM	v	OKC	W.	-	DNP	(Coach's Decision) - Sprained left wrist																						
01/15/2014	MEM	@	MIL	W.	-	DNP	(Coach's Decision) - Sprained left wrist																						
01/17/2014	MEM	v	SAC	W.	-	DNP	(Coach's Decision) - Sprained left wrist																						
01/20/2014	MEM	v	NO	.L	-	DNP	(Coach's Decision) - Sprained left wrist																						
01/24/2014	MEM	@	HOU	W.	-	DND	(Sprained left wrist)																						
01/25/2014	MEM	v	HOU	W.	-	DNP	(Coach's Decision) - Sprained left wrist																						
01/28/2014	MEM	@	POR	W.	-	DNP	(Coach's Decision) - Sprained left wrist																						
01/29/2014	MEM	@	SAC	W.	-	DNP	(Coach's Decision) - Sprained left wrist																						
01/31/2014	MEM	@	MIN	W.	-	DNP	(Coach's Decision) - Sprained left wrist																						
02/01/2014	MEM	v	MIL	W.	-	DNP	(Coach's Decision) - Sprained left wrist																						
02/03/2014	MEM	@	OKC	.L	-	DNP	(Coach's Decision) - Sprained left wrist																						
02/05/2014	MEM	v	DAL	.L	-	DNP	(Coach's Decision) - Sprained left wrist																						
02/08/2014	MEM	@	ATL	W.	-	DNP	(Coach's Decision) - Sprained left wrist																						
02/09/2014	MEM	@	CLE	.L	1	DNP	(Coach's Decision) - Sprained left wrist																						
02/11/2014	MEM	v	WAS	W.	-	DNP	(Coach's Decision) - Sprained left wrist																						
02/12/2014	MEM	@	ORL	W.	-	DNP	(Coach's Decision) - Sprained left wrist																						
02/18/2014	MEM	v	NY	W.	-	DNP	(Coach's Decision) - Sprained left wrist																						
02/21/2014	MEM	v	LAC	W.	-	28	27	20	4	4	1.000	1	1	1.000	0	0	---	1	5	6	2	4	0	2	1	1	9	10.2	
02/22/2014	MEM	@	CHA	.L	-	29	27	25	4	7	.571	0	0	---	1	1	1.000	0	6	6	0	2	0	1	1	1	9	10.1	
02/26/2014	MEM	v	LAL	W.	-	30	27	25	8	13	.615	1	2	.500	0	0	---	0	6	6	0	3	0	0	1	0	0	17	10.4
02/28/2014	MEM	@	OKC	.L	-	31	27	17	3	3	1.000	0	0	---	0	0	---	1	2	3	3	5	0	1	1	0	6	10.2	
03/01/2014	MEM	v	CLE	W.	-	32	27	24	7	10	.700	1	1	1.000	1	4	.250	2	0	2	2	3	0	0	1	1	16	10.4	
03/03/2014	MEM	@	WAS	W.	-	33	27	24	3	6	.500	0	0	---	1	1	1.000	2	1	3	0	3	0	1	2	0	7	10.3	
03/05/2014	MEM	@	BRK	.L	-	34	27	21	5	9	.556	1	2	.500	4	6	.667	4	2	6	2	3	0	0	4	0	15	10.4	
03/07/2014	MEM	@	CHI	W.	-	35	27	25	2	6	.333	0	0	---	2	6	.333	3	2	5	1	2	0	2	1	0	6	10.3	
03/08/2014	MEM	v	CHA	W.	-	36	27	22	4	6	.667	0	0	---	0	2	.000	2	4	6	4	0	0	0	2	0	8	10.3	
03/11/2014	MEM	v	POR	W.	-	37	27	23	3	3	1.000	1	1	1.000	0	0	---	0	3	3	2	3	0	1	0	0	7	10.2	
03/12/2014	MEM	@	NO	W.	-	38	27	25	4	8	.500	0	0	---	5	6	.833	1	3	4	1	1	0	3	1	1	13	10.2	
03/14/2014	MEM	@	TOR	.L	-	39	27	21	5	7	.714	0	1	.000	0	0	---	1	2	3	0	4	0	1	5	0	10	10.2	
03/15/2014	MEM	@	PHI	W.	-	40	27	17	4	6	.667	1	1	1.000	0	0	---	0	1	1	0	1	0	2	2	0	9	10.2	
03/19/2014	MEM	v	UTA	W.	-	41	27	19	3	8	.375	0	0	---	4	4	1.000	1	3	4	0	1	0	2	2	0	10	10.2	
03/21/2014	MEM	@	MIA	.L	-	42	27	16	1	5	.200	0	0	---	1	3	.333	0	3	3	1	2	0	1	1	0	3	10.0	
03/22/2014	MEM	v	IND	W.	-	43	27	24	3	7	.429	0	1	.000	1	2	.500	1	4	5	2	5	0	1	4	1	7	10.0	
03/24/2014	MEM	v	MIN	W.	-	NMT	(Stomach illness)																						
03/26/2014	MEM	@	UTA	W.	-	44	27	10	0	5	.000	0	0	---	0	0	---	0	4	4	0	2	0	0	1	1	0	9.7	
03/28/2014	MEM	@	GS	.L	-	45	27	24	1	7	.143	0	2	.000	0	0	---	1	3	4	3	1	0	2	0	0	2	9.6	
03/30/2014	MEM	@	POR	.L	-	46	27	10	2	5	.400	0	0	---	0	0	---	2	3	5	0	1	0	1	0	0	4	9.4	
03/31/2014	MEM	@	DEN	W.	-	47	27	16	1	3	.333	0	0	---	0	0	---	0	0	0	0	2	1	0	3	0	0	2	9.3
04/02/2014	MEM	@	MIN	.L	-	48	27	13	0	3	.000	0	0	---	0	2	.000	1	0	1	1	0	0	1	2	0	0	9.1	
04/04/2014	MEM	v	DEN	W.	-	49	27	20	1	4	.250	0	0	---	3	4	.750	1	0	1	1	4	0	2	0	0	5	9.0	
04/06/2014	MEM	@	SA	.L	-	F	50	28	13	2	7	.286	0	1	.000	0	0	---	1	0	1	2	1	0	1	1	0	4	8.9
04/09/2014	MEM	v	MIA	W.	-	51	28	24	3	7	.429	0	2	.000	0	0	---	1	1	2	2	4	0	3	0	0	6	8.8	
04/11/2014	MEM	v	PHI	W.	-	52																							

Career Postseason Single-Game Highs

MIN	39	04/22/2013,	MEM	at	LAC	
PG	7	04/20/2011,	MEM	at	SAS	(2x)
PGA	13	05/07/2013,	MEM	at	OKC	(3x)
3FG	1	04/25/2013,	MEM	vs	LAC	(3x)
3FGA	3	04/25/2013,	MEM	vs	LAC	
FT	9	05/03/2013,	MEM	vs	LAC	
FTA	11	05/03/2013,	MEM	vs	LAC	
OREB	5	05/27/2013,	MEM	vs	SAS	(3x)
DREB	9	04/22/2013,	MEM	at	LAC	
REB	10	04/22/2013,	MEM	at	LAC	
AST	6	05/03/2013,	MEM	vs	LAC	
STL	5	05/07/2013,	MEM	at	OKC	
TO	4	05/09/2011,	MEM	vs	OKC	(2x)
BLK	3	05/09/2012,	MEM	vs	LAC	
PTS	19	05/03/2013,	MEM	vs	LAC	



Nick Calathes

Position: Guard • **Height:** 6-6 • **Weight:** 213 lbs.

NBA Experience: Rookie

Born: February 7, 1989 (Age 25) in Casselbury, Florida

College: University of Florida

Draft: Minnesota Timberwolves, 2nd round (15th pick, 45th overall), 2009 NBA Draft

12

2013-14 SEASON

Completed his rookie season in Memphis with averages of 4.9 points, 1.9 rebounds, 2.9 assists and 0.92 steals on .457 shooting in 16.5 minutes in 71 games (seven starts) following an acclaimed four-year overseas career with Lokomotiv Kuban in Russia (2012-13) and Panathinaikos Athens in Greece (2009-12)... Ranked fourth among rookies in steals per game, sixth in assists per game and 17th in points per game... Named Western Conference Rookie of the Month for February, the first Grizzlies rookie to win the award since **O.J. Mayo** in April 2009, after averaging 10.7 points, 3.6 rebounds, 4.6 assists and 1.75 steals on .495 shooting in 28.6 minutes during the month... Averaged 14.7 points, 4.7 rebounds, 4.9 assists and 2.57 steals on .518 shooting in 36.0 minutes in seven starts from Feb. 1-12... Scored a career-high 22 points and made a career-high four three-pointers in his first career start on Feb. 1 vs. Milwaukee... Recorded the second-highest scoring total by a Grizzlies player making a first career start (**Pau Gasol**, 27 on Nov. 6, 2001 at Phoenix)... Recorded 10+ points and 5+ assists in six consecutive games from Feb. 5-18, a streak accomplished by only four other Grizzlies (**Greg Anthony**, **Mike Bibby**, **Mike Conley**, **Jason Williams**)... Recorded a personal-best four steals on Feb. 3 at Oklahoma City, Feb. 12 at Orlando and March 5 at Brooklyn... Dished out a career-high nine assists on March 11 vs. Portland... Collected a career-high eight rebounds on March 14 at Toronto... Shot .480 from the field in his final 44 games compared to .369 shooting in his first 27 career games... Led the team or shared the team lead in scoring twice, rebounding once, assists 13 times, steals 21 times, blocks twice and minutes four times... Scored 10+ points 12 times and 20+ points once... DNP (Coach's Decision) 11 times.

CAREER TRANSACTIONS

Drafted by the Minnesota Timberwolves in the second round (45th overall) of the NBA Draft on June 25, 2009... Draft rights traded on draft night by the Minnesota Timberwolves to the Dallas Mavericks for a 2010 second round draft pick and cash considerations... Draft rights traded by the Dallas Mavericks to the Memphis Grizzlies in exchange for Memphis lifting the protection on its 2016 second round draft pick already owed to Dallas on July 22, 2013... Signed a multi-year contract with the Memphis Grizzlies on Aug. 20, 2013.

NBA REGULAR SEASON STATISTICS

Season	Age	Tm	Lg	Pos	G	GS	MP	FG	FGA	FG%	3P	3PA	3P%	2P	2PA	2P%	FT	FTA	FT%	ORB	DRB	TRB	AST	STL	BLK	TOV	PF	PTS	RPG	APG	PPG
2013-14	24	MEM	NBA	SG	71	7	1173	142	311	.457	19	61	.311	123	250	.492	44	72	.611	23	114	137	207	66	8	101	117	347	1.9	2.9	4.9
Career			NBA		71	7	1173	142	311	.457	19	61	.311	123	250	.492	44	72	.611	23	114	137	207	66	8	101	117	347	1.9	2.9	4.9

NICK CALATHES 2013-14 GAME LOG

10+ PTS	12	20+ PTS	1	10+ AST	0	3+ 3FGM	1	3+ STL	5	DBL-DBL	0																		
DATE	TM	@	OPP	WL	O	P	G	GS	MIN	FG	FGA	FG%	FG3	FG3A	FG3%	FT	FTA	FT%	OREB	DREB	REB	AST	PF	DQ	STL	TO	BLK	PTS	PPG
10/30/2013	MEM	@	SA	.L	-	1	0	5	1	3	.333	0	0	---	0	0	---	1	1	2	1	0	0	0	1	0	2	2.0	
11/01/2013	MEM	v	DET	W.	1	DNP	(Coach's Decision)																						
11/02/2013	MEM	@	DAL	.L	-	2	0	6	1	1	1.000	0	0	---	0	0	---	0	1	1	0	1	0	0	0	0	2	2.0	
11/04/2013	MEM	v	BOS	W.	-	DNP	(Coach's Decision)																						
11/06/2013	MEM	v	NO	.L	-	3	0	10	1	3	.333	0	0	---	0	0	---	0	0	0	2	3	0	0	4	0	2	2.0	
11/09/2013	MEM	v	GS	W.	-	4	0	23	1	6	.167	0	2	.000	0	0	---	0	2	2	5	2	0	1	4	1	2	2.0	
11/11/2013	MEM	@	IND	.L	-	5	0	25	2	5	.400	0	0	---	0	3	.000	0	2	2	6	3	0	1	1	0	4	2.4	
11/13/2013	MEM	v	TOR	.L	-	6	0	5	0	0	---	0	0	---	1	2	.500	0	1	1	1	0	0	0	2	0	1	2.2	
11/15/2013	MEM	@	LAL	W.	-	DNP	(Coach's Decision)																						
11/17/2013	MEM	@	SAC	W.	-	DNP	(Coach's Decision)																						
11/18/2013	MEM	@	LAC	W.	-	DNP	(Coach's Decision)																						
11/20/2013	MEM	@	GS	W.	1	-	7	0	4	0	1	.000	0	0	---	0	0	---	0	1	1	0	2	0	0	1	0	0	1.9
11/22/2013	MEM	v	SA	.L	-	DNP	(Coach's Decision)																						
11/25/2013	MEM	v	HOU	.L	-	8	0	14	2	4	.500	0	1	.000	0	0	---	0	0	0	3	2	0	0	2	0	4	2.1	
11/27/2013	MEM	@	BOS	W.	-	9	0	15	1	1	1.000	0	0	---	2	2	1.000	0	0	0	7	2	0	0	1	0	4	2.3	
11/30/2013	MEM	v	BRK	.L	-	10	0	6	1	1	1.000	0	0	---	0	0	---	0	0	0	1	1	0	0	1	0	2	2.3	
12/03/2013	MEM	v	PHO	W.	-	11	0	11	0	3	.000	0	1	.000	1	2	.500	0	0	0	2	0	0	0	0	0	1	2.2	
12/05/2013	MEM	v	LAC	.L	-	12	0	14	1	3	.333	0	0	---	0	2	.000	0	2	2	0	1	0	0	0	0	2	2.2	
12/07/2013	MEM	v	GS	.L	-	13	0	23	1	4	.250	0	0	---	2	4	.500	1	1	2	2	2	0	0	1	0	4	2.3	
12/09/2013	MEM	v	ORL	W.	-	14	0	20	1	2	.500	0	0	---	4	4	1.000	0	2	2	8	2	0	0	2	0	6	2.6	
12/11/2013	MEM	v	OKC	.L	-	15	0	17	2	2	1.000	0	0	---	0	0	---	1	0	1	2	2	0	2	2	0	4	2.7	
12/13/2013	MEM	@	NO	.L	-	16	0	13	1	1	1.000	0	0	---	1	3	.333	0	2	2	2	2	0	0	1	0	3	2.7	
12/15/2013	MEM	v	MIN	.L	-	17	0	8	0	2	.000	0	0	---	0	0	---	0	2	2	2	0	0	0	0	0	0	2.5	
12/17/2013	MEM	v	LAL	.L	-	18	0	20	4	6	.667	1	1	1.000	1	2	.500	0	2	2	1	3	0	2	2	2	10	2.9	
12/18/2013	MEM	@	DAL	.L	-	19	0	18	0	4	.000	0	1	.000	0	0	---	0	1	1	4	2	0	1	2	1	0	2.8	
12/21/2013	MEM	@	NY	W.	-	DNP	(Coach's Decision)																						
12/23/2013	MEM	v	UTA	W.	-	DNP	(Coach's Decision)																						
12/26/2013	MEM	@	HOU	.L	-	DNP	(Coach's Decision)																						
12/28/2013	MEM	v	DEN	W.	-	20	0	3	0	0	---	0	0	---	0	0	---	0	0	0	1	0	0	0	0	0	0	2.7	
12/30/2013	MEM	v	CHI	.L	-	DNP	(Coach's Decision)																						
01/02/2014	MEM	@	PHO	W.	-	DNP	(Coach's Decision)																						
01/03/2014	MEM	@	DEN	.L	-	21	0	5	0	0	---	0	0	---	2	2	1.000	0	0	0	1	1	0	0	0	0	2	2.6	
01/05/2014	MEM	@	DET	W.	-	22	0	16	1	3	.333	0	1	.000	0	0	---	0	0	0	5	2	0	3	1	0	2	2.6	
01/07/2014	MEM	v	SA	.L	1	-	23	0	11	0	3	.000	0	0	---	1	2	.500	0	0	0	1	1	0	0	0	1	2.5	
01/10/2014	MEM	v	PHO	W.	-	24	0	9	1	1	1.000	0	0	---	0	2	.000	1	0	1	2	1	0	0	0	0	2	2.5	
01/12/2014	MEM	v	ATL	W.	-	25	0	10	1	2	.500	0	0	---	0	0	---	0	0	0	2	2	0	1	1	0	2	2.5	
01/14/2014	MEM	v	OKC	W.	-	26	0	9	0	1	.000	0	0	---	0	0	---	0	2	2	0	2	0	0	1	0	0	2.4	
01/15/2014	MEM	@	MIL	W.	-	27	0	13	1	3	.333	0	1	.000	1	2	.500	0	1	1	3	1	0	0	2	0	3	2.4	
01/17/2014	MEM	v	SAC	W.	-	28	0	15	3	4	.750	1	1	1.000	0	0	---	0	2	2	0	2	0	2	1	0	7	2.6	
01/20/2014	MEM	v	NO	.L	-	29	0	10	1	2	.500	1	1	1.000	2	4	.500	0	0	0	0	2	0	0	1	0	5	2.7	
01/24/2014	MEM	@	HOU	W.	-	30	0	15	1	3	.333	0	1	.000	0	0	---	0	1	2	0	0	0	1	2	0	2	2.6	
01/25/2014	MEM	v	HOU	W.	-	31	0	20	5	10	.500	1	2	.500	0	0	---	0	2	2	1	3	0	3	1	0	11	2.9	
01/28/2014	MEM	@	POR	W.	-	32	0	13	1	5	.200	0	1	.000	0	0	---	0	4	4	4	0	0	0	0	0	2	2.9	
01/29/2014	MEM	@	SAC	W.	-	33	0	14	2	4	.500	0	0	---	0	0	---	0	2	2	4	1	0	0	2	0	4	2.9	
01/31/2014	MEM	@	MIN	W.	-	34	0	12	3	5	.600	1	1	1.000	0	0	---	0	0	0	0	3	0	2	2	0	7	3.0	
02/01/2014	MEM	v	MIL	W.	-	35	1	40	8	12	.667	4	5	.800	2	3	.667	0	5	5	3	2	0	1	0	0	22	3.6	
02/03/2014	MEM	@	OKC	.L	-	36	2	29	4	11	.364	0	4	.000	0	0	---	1	2	3	3	3	0	4	0	0	8	3.7	
02/05/2014	MEM	v	DAL	.L	-	37	3	41	6	12	.500	2	4	.500	2	2	1.000	2	3	5	5	5	0	3	6	0	16	4.0	
02/08/2014	MEM	@	ATL	W.	-	38	4	30	5	15	.333	0	3	.000	0	0	---	1	2	3	5	3	0	3	4	0	10	4.2	
02/09/2014	MEM	@	CLE	.L	1	G	39	5	39	7	9	.778	2	3	.667	1	2	.500	0	5	5	6	5	0	1	6	0	17	4.5
02/11/2014	MEM	v	WAS	W.	-	40	6	36	8	12	.667	1	2	.500	1	1	1.000	2	5	7	6	3	0	2	2	0	18	4.9	
02/12/2014	MEM	@	ORL	W.	-	41	7	37	6	14	.429	0	1	.000	0	0	---	1	4	5	6	2	0	4	2	2	12	5.0	
02/18/2014	MEM	v	NY	W.	-	42	7	19	4	7	.571	1	1	1.000	2	2	1.000	0	3	3	5	2	0	1	1	0	11	5.2	
02/21/2014	MEM	v	LAC	W.	-	43	7	13	0	3	.000	0	3	.000	0	0	---	0	1	1	2	3	0	0	2	1	0	5.0	
02/22/2014	MEM	@	CHA	.L	-	44	7	16	2	2	1.000	0	0	---	0	0	---	0	2	2	4	3	0	1	3	1	4	5.0	
02/26/2014	MEM	v	LAL	W.	-	45	7	22	3	8	.375	0	0	---	0	1	.000	0	2	2	5	0	0	1	1	0	6	5.0	
02/28/2014	MEM	@	OKC	.L	-	46	7	22	2	6	.333	0	1	.000	0	0	---	0	2	2	5	1	0	0	2	0	4	5.0	
03/01/2014	MEM	v	CLE	W.	-	47	7	10	0	1	.000	0	1	.000	0	0	---	0	0	0	1	0	0	0	2	1	0	4.9	
03/03/2014	MEM	@	WAS	W.	-	48	7	14	3	4	.750	0	1	.000	0	0	---	0	3	3	4	2	0	0	0	0	6	4.9	
03/05/2014	MEM	@	BRK	.L	-	49	7	30	4	8	.500	0	1	.000	2	2	1.000	2	3	5	5	1	0	4	1	0	10	5.0	
03/07/2014	MEM	@	CHI	W.	-	50	7	17	0	0	---	0	0	---	0	0	---	0	1	1	5	0	0	2	0	0	0	4.9	
03/08/2014	MEM	v	CHA	W.	-	51	7	18	1	5	.200	0	2	.000	0	0	---	0	2	2	1	0	0	0	0	0	2	4.9	
03/11/2014	MEM	v	POR	W.	-	52	7	19	3	4	.750	1	1	1.000	0	0	---	0	2	2	9	2	0	1	1	0	7	4.9	
03/12/2014	MEM	@	NO	W.	-	53	7	15	2	4	.500	0	0	---	2	2	1.000	0	4	4	7	1	0	0	1	0	6	4.9	
03/14/2014	MEM	@	TOR	.L	-	54	7	18	3	3	1.000	0	0	---	5	8	.625	3											



Mike Conley

Position: Guard • **Height:** 6-1 • **Weight:** 175 lbs.

NBA Experience: 7 seasons

Born: October 11, 1987 (Age 26) in Fayetteville, Arkansas

College: Ohio State University

Draft: Memphis Grizzlies, 1st round (4th pick, 4th overall), 2007 NBA Draft

11

2013-14 SEASON

Enjoyed a career year in his seventh NBA season, averaging 17.2 points, 2.9 rebounds, 6.0 rebounds and 1.51 steals on .450 shooting in 34.2 minutes in 73 games (all starts)... For the seventh consecutive season, led Memphis in assists and assist average... Also led the Grizzlies in total steals (110) and three-point field goal attempts (291)... Set career highs in scoring average, total points (1,256), field goals made (463), field goals attempted (1,030) and field goal percentage (.450)... Ranked 17th in the NBA in assists per game, tied for 22nd in steals per game and 38th in points per game... Recorded 100+ steals (110) for the fifth consecutive season, joining **LeBron James** as the only two NBA players with 100+ steals in each of the last five seasons... Scored 19 of his 22 points in the second half and overtime in Memphis' home-opening victory on Nov. 1 vs. Detroit... Recorded 43 assists to four turnovers in four games from Nov. 25-Dec. 3, recording the highest assist-to-turnover ratio (10.8) over a four-game stretch since **Chris Paul** from March 14-18, 2012... Tallied a season-high 14 assists on Dec. 3 vs. Phoenix... Posted back-to-back 30+ point games, first scoring 30 points on Jan. 7 vs. San Antonio and then netting a career-high tying 31 points on Jan. 10 vs. Phoenix... Had only scored 30+ points once in 469 career games prior... Became the first Grizzlies player since **Rudy Gay** (Nov. 2-3, 2010) with consecutive 30+ point games... Recorded 27 points and 10 assists on Jan. 29 at Sacramento, a game in which he surpassed current King **Rudy Gay** as the Grizzlies franchise's career leader in games (480)... It marked his second career game with 25+ points and 10+ assists... Averaged 19.5 points and shot .439 from three-point range in January, the highest monthly scoring average and three-point percentage of his career... Scored 19 points in his 500th career game on March 26 at Utah... Made numerous clutch plays throughout the season, including the first two go-ahead three-pointers of his career with 2:00 or less remaining in the fourth quarter or overtime, first to break a tie with 1:36 remaining in a Nov. 20 win at Golden State and the second with Memphis trailing by one with 1:08 left on April 14 at Phoenix in a victory that clinched Memphis' franchise-record fourth consecutive postseason berth... Made a game-winning running floater with 1.5 seconds left on March 12 at New Orleans... Sank the two go-ahead free throws with 1.1 seconds on the clock in Memphis' regular season finale win on April 16 vs. Dallas, which secured the seventh seed in the Western Conference Playoffs... Led the team or tied for the team lead in scoring 24 times, assists 48 times, steals 28 times, blocks three times and minutes 20 times... Scored 10+ points 65 times, 20+ points 26 times and 30+ points twice... Recorded 10+ assists five times... Posted five double-doubles... Missed nine games due to injury... Missed two games from Dec. 17-18 due to a left thigh contusion... Missed seven games from Feb. 1-12 due to a sprained right ankle.

NBA CAREER

The seven-year veteran holds career averages of 13.1 points, 2.8 rebounds, 5.6 assists and 1.58 steals on .442 shooting in 33.5 minutes in 511 games (482 starts) with the Memphis Grizzlies... The Grizzlies franchise career leader in games played (511), assists (2,861) and steals (807)... Has led the Grizzlies in assists in every season since being drafted by the team in the 2007 NBA Draft... Named to the 2012-13 NBA All-Defense Second Team after leading the NBA in total steals (174) that season... Owns the Grizzlies' single-season franchise record for total steals (174 in 2012-13) and steals per game (2.19 in 2011-12)... The Grizzlies postseason career leader in assists (133), assists per game (6.7) and minutes played (784)... Holds career postseason averages of 15.7 points, 4.1 rebounds and 6.9 assists in 35 playoff games... Has missed only 18 games in the past six seasons due to illness or injury... Owns 35 career double-doubles... **2012-13 (Memphis):** Averaged 14.6 points in 80 games (all starts) in 34.5 minutes... Named to the 2012-13 Second Team All-Defense, his first career honor, after leading the Association in total steals (career-high 174) and ranking third in the league in steals per game (2.18)... Led the Grizzlies in assists per game (6.1, T-19th in the NBA) for the sixth consecutive season... Also set career highs in three-pointers made (106), three-pointers attempted (234), free throws made (234), free throws attempted (282) and blocks (24)... Shattered his own single-season records for total steals (144 in 2010-11)... Ranked third in the league in steals per 48 minutes (3.03)... Surpassed **Jason Williams** as the Grizzlies career leader in assists on Dec. 21 vs. Dallas... Passed **Rudy Gay** as the franchise career leader in steals on Feb. 24 at Brooklyn... Recorded a steal in a franchise-record 64 consecutive games from Nov. 16-March 30, the longest streak by any player this season and the third-longest streak by an NBA player since the start of the 1987-88 season behind only **Chris Paul** (108) and **Michael Jordan** (77)... Became the first NBA player to record at least 170 steals and 20 blocks in a season since **Dwyane Wade** in 2008-09... Set career highs by making 12-of-13 from the free throw line in that game against the Knicks... Netted 23 points and scored the final five of the game in Memphis' 50th win of the season on April 1 vs. San Antonio, tying the game with a three-pointer and sinking the game-winning layup with 0.6 seconds on the clock... Recorded a career-high 15 assists on March 12 at Portland, the most by a Grizzlies player since **Chuck Atkins** dished out 16 on April 18, 2007 at Minnesota... Blocked a career-high three shots on Jan. 19 at Chicago... Shot .531 from the field in November, leading all guards in field goal percentage... **2013 Playoffs:** Posted playoff career highs in scoring (17.0, 19th in the NBA), rebounds (4.7), assists (7.1, 5th) and steals (1.73) in 38.3 minutes in 15 games, guiding the Grizzlies to their first-ever trip to the Western Conference Finals... Scored a playoff career-high 28 points in Game 2 of the first round on April 22, 2013 at LA Clippers... Set a franchise postseason record with 13 assists in Game 4 of the opening round on April 27, 2013 vs. LA Clippers... Nearly recorded the first triple-double in Grizzlies playoff history with 26 points, a postseason career-high 10 rebounds and nine assists in Game 2 of the Western Conference Semifinals on May 7, 2013 at Oklahoma City... Became the fourth different player in the past 25 postseasons to record at least 26 points, 10 rebounds and nine assists in a road playoff win, joining **Michael Jordan** (three times), **LeBron James** (three times) and **Baron Davis** (twice)... Led Memphis outright in points, rebounds and assists in Game 2 against Oklahoma City, becoming the first Grizzlies player ever to do so in a playoff victory... **2011-12 (Memphis):** Finished second in the NBA in steals per game (2.19), setting a new franchise record and career high for the category... Led the team in assists (6.5) for a fifth consecutive season, tying for 11th among all NBA players and matching a personal best... Also averaged 12.7 points and 2.5 rebounds on .433 shooting in 35.1 minutes in 62 games (61 starts)... Recorded multiple steals in a career-high and franchise-record 14 consecutive games from Feb. 15-March 18, 2012, the longest such streak by any player during the season... **2012 Playoffs:** Averaged 14.1 points, 3.3 rebounds and 7.1 assists on .421 shooting in 39.2 minutes in seven games against the Los Angeles Clippers in the first round of the 2012 Western Conference Playoffs... **2010-11 (Memphis):** Posted career highs in scoring (13.7 points), assists (6.5), steals (1.78) and minutes (35.5) on .444 shooting in 81 games (all starts) after signing a multi-year contract extension with Memphis on Nov. 1, 2010... Ranked sixth in the NBA in steals and tied for 16th in assists... Set the team single-season franchise record for total steals (144), surpassing **James Posey**'s mark (137 in 2003-04)... Recorded a career-high 14 assists on Dec. 8, 2010 at Phoenix... Tied a career high with seven steals on Oct. 30, 2010 vs. Minnesota... **2011 Playoffs:** Averaged 15.2 points, 3.8 rebounds, 6.4 assists and 1.08 steals in 39.0 minutes in 13 games, guiding Memphis to the Western Conference Semifinals for the first time in team history... Scored 12 of his 16 points in the fourth quarter in Game 4 of the conference semifinals on May 9, 2011 vs. Oklahoma City, sinking a three-pointer with 3.5 seconds remaining in regulation to send the game into the first of three overtimes... Set up **Shane Battier** for the game-winning three-pointer in Game 1 of the first round on April 17, 2011 at San Antonio, the Grizzlies' first-ever playoff victory... **2009-10 (Memphis):** Averaged 12.0 points, a team-high 5.3 assists and 1.36 steals in 32.1 minutes in 80 games (all starts)... Led the team in three-point percentage (.387)... Drove past **Shaquille O'Neal** and made the game-winning layup with 3.0 seconds remaining in overtime on Dec. 8, 2009 vs. Cleveland... **2008-09 (Memphis):** Improved on his rookie averages with 10.9 points, 3.4 points and a team-high 4.3 assists on .442 shooting in 30.6 minutes in 82 games (61 starts)... Led the team in three-point field goal percentage (career-high .406)... Recorded 14.3 points, 3.9 rebounds and 5.7 assists on .454 shooting in 36.3 minutes in 39 games after the team hired **Lionel Hollins** as head coach... Scored a career-high 31 points on March 7, 2009 vs. Philadelphia... Grabbed a career-high 10 rebounds on Dec. 12, 2008 vs. Chicago and Feb. 20, 2009 vs. Sacramento... Tallied a career-high tying seven steals on April 13, 2009 at Phoenix... **2007-08 (Memphis):** Averaged 9.4 points and led all rookies with 4.2 assists in 53 games (46 starts)... Played in the T-Mobile Rookie Challenge on Feb. 15, 2008 in New Orleans, recording a team-high eight assists.

CAREER TRANSACTIONS

After guiding Ohio State to the 2007 NCAA Championship Game as a freshman, the early-entry candidate was drafted by the Memphis Grizzlies in the first round (fourth overall) of the 2007 NBA Draft on June 28, 2007... Signed a multi-year contract with the Memphis Grizzlies on July 30, 2007... Signed a multi-year contract extension with the Memphis Grizzlies on Nov. 1, 2010.

NBA REGULAR SEASON STATISTICS

Season	Age	Tm	Lg	Pos	G	GS	MP	FG	FGA	FG%	3P	3PA	3P%	2P	2PA	2P%	FT	FTA	FT%	ORB	DRB	TRB	AST	STL	BLK	TOV	PF	PTS	RPG	APG	PPG
2007-08	20	MEM	NBA	PG	53	46	1381	189	442	.428	30	91	.330	159	351	.453	90	123	.732	21	118	139	222	44	2	89	85	498	2.6	4.2	9.4
2008-09	21	MEM	NBA	PG	82	61	2508	323	730	.442	88	217	.406	235	513	.458	161	197	.817	25	251	276	354	90	8	143	146	895	3.4	4.3	10.9
2009-10	22	MEM	NBA	PG	80	80	2569	369	830	.445	82	212	.387	287	618	.464	139	187	.743	30	161	191	425	109	12	170	178	959	2.4	5.3	12.0
2010-11	23	MEM	NBA	PG	81	81	2872	423	953	.444	80	217	.369	343	736	.466	181	247	.733	32	215	247	528	144	18	176	182	1107	3.0	6.5	13.7
2011-12	24	MEM	NBA	PG	62	61	2174	296	684	.433	60	159	.377	236	525	.450	136	158	.861	22	134	156	404	136	11	125	133	788	2.5	6.5	12.7
2012-13	25	MEM	NBA	PG	80	80	2757	414	940	.440	106	293	.362	308	647	.476	234	282	.830	43	182	225	487	174	24	189	171	1168	2.8	6.1	14.6
2013-14	26	MEM	NBA	PG	73	73	2446	463	1030	.450	105	291	.361	358	739	.484	225	276	.815	41	172	213	441	110	13	150	141	1256	2.9	6.0	17.2
Career		NBA			511	482	16707	2477	5609	.442	551	1480	.372	1926	4129	.466	1166	1470	.793	214	1233	1447	2861	807	88	1042	1036	6671	2.8	5.6	13.1

NBA PLAYOFF STATISTICS

Season	Age	Tm	Lg	Pos	G	GS	MP	FG	FGA	FG%	3P	3PA	3P%	2P	2PA	2P%	FT	FTA	FT%	ORB	DRB	TRB	AST	STL	BLK	TOV	PF	PTS	RPG	APG	PPG
2010-11	23	MEM	NBA	PG	13	13	507	71	183	.388	11	37	.297	60	146	.411	44	53	.830	7	43	50	83	14	3	30	39	197	3.8	6.4	15.2
2011-12	24	MEM	NBA	PG	7	7	277	32	76	.421	11	22	.500	21	54	.389	24	32	.750	4	19	23	50	6	0	16	19	99	3.3	7.1	14.1
2012-13	25	MEM	NBA	PG	15	15	575	83	216	.384	18	64	.281	65	152	.428	71	93	.763	12	59	71	107	26	5	34	34	255	4.7	7.1	17.0
Career		NBA			35	35	1359	186	475	.392	40	123	.325	146	352	.415	139	178	.781	23	121	144	240	46	8	80	92	551	4.1	6.9	15.7

MIKE CONLEY 2013-14 GAME LOG

10+ PTS		65	20+ PTS		26	30+ PTS		2	10+ AST		5	3+ 3FGM		12	DBL-DBL		5												
DATE	TM	@	OPP	WL	O	P	G	GS	MIN	FG	FGA	FG%	FG3	FG3A	FG3%	FT	FTA	FT%	OREB	DREB	REB	AST	PF	DQ	STL	TO	BLK	PTS	PPG
10/30/2013	MEM	@	SA	L	G	1	1	27	7	17	.412	0	3	.000	0	0	---	0	2	2	8	5	0	2	3	0	14	14.0	
11/01/2013	MEM	v	DET	W	L	G	2	36	7	12	.583	1	4	.250	7	7	1.000	0	5	5	4	6	1	2	5	0	22	18.0	
11/02/2013	MEM	@	DAL	L	G	3	3	38	7	16	.438	1	4	.250	9	10	.900	2	2	4	8	2	0	3	1	1	24	20.0	
11/04/2013	MEM	v	BOS	W	-	G	4	33	5	14	.357	1	3	.333	4	4	1.000	0	2	2	2	2	0	0	2	1	15	18.8	
11/06/2013	MEM	v	NO	L	G	5	5	34	10	16	.625	0	4	.000	6	6	1.000	0	1	1	1	1	1	0	1	0	26	20.2	
11/09/2013	MEM	v	GS	W	-	G	6	25	9	11	.818	1	2	.500	1	1	1.000	0	3	3	6	4	0	3	3	0	20	20.2	
11/11/2013	MEM	@	IND	L	G	7	7	29	4	11	.364	1	3	.333	2	3	.667	0	0	0	2	4	0	1	1	1	11	18.9	
11/13/2013	MEM	v	TOR	L	G	8	8	35	12	19	.632	4	10	.400	1	3	.333	0	0	0	5	2	0	3	3	0	29	20.1	
11/15/2013	MEM	@	LAL	W	-	G	9	34	4	15	.267	1	5	.200	2	2	1.000	1	1	2	7	1	0	1	2	1	11	19.1	
11/17/2013	MEM	@	SAC	W	-	G	10	38	8	12	.667	3	5	.600	0	0	---	1	0	1	9	0	0	1	2	1	19	19.1	
11/18/2013	MEM	@	LAC	W	-	G	11	29	6	11	.545	2	4	.500	1	2	.500	0	2	2	5	3	0	0	1	0	15	18.7	
11/20/2013	MEM	@	GS	W	L	G	12	39	8	19	.421	1	4	.250	2	2	1.000	3	3	6	4	2	0	1	0	0	19	18.8	
11/22/2013	MEM	v	SA	L	G	13	13	38	12	19	.632	2	3	.667	2	2	1.000	0	1	1	2	0	0	4	2	0	28	19.5	
11/25/2013	MEM	v	HOU	L	G	14	14	34	2	14	.143	1	3	.333	5	6	.833	1	1	2	10	2	0	1	0	0	10	18.8	
11/27/2013	MEM	@	BOS	W	-	G	15	35	3	6	.429	0	3	.000	2	2	1.000	0	1	1	9	0	0	2	0	0	14	18.5	
11/30/2013	MEM	v	BRK	L	G	16	16	35	7	14	.500	0	1	.000	2	4	.500	0	1	1	10	0	0	1	2	0	16	18.3	
12/03/2013	MEM	v	PHO	W	-	G	17	37	6	15	.400	1	4	.250	5	5	1.000	0	2	2	14	3	0	0	2	0	18	18.3	
12/05/2013	MEM	v	LAC	L	G	18	18	34	6	8	.750	2	4	.500	2	2	1.000	1	0	1	4	3	0	1	3	0	16	18.2	
12/07/2013	MEM	v	GS	L	G	19	19	30	4	12	.333	0	0	---	4	4	1.000	0	0	0	2	1	0	1	2	1	12	17.8	
12/09/2013	MEM	v	ORL	W	-	G	20	35	5	16	.313	2	5	.400	1	3	.333	0	3	3	7	3	0	1	2	0	13	17.6	
12/11/2013	MEM	v	OKC	L	G	21	21	35	7	13	.538	2	5	.400	4	4	1.000	0	2	2	9	1	0	0	3	0	20	17.7	
12/13/2013	MEM	@	NO	L	G	22	22	35	6	16	.375	2	6	.333	4	6	.667	0	1	7	1	0	0	0	0	0	18	17.7	
12/15/2013	MEM	v	MIN	L	G	23	23	37	12	20	.600	4	8	.500	0	1	.000	0	5	5	3	2	0	0	4	1	28	18.2	
12/17/2013	MEM	v	LAL	L	-	DND	(Left thigh contusion)																						
12/18/2013	MEM	@	DAL	L	-	DND	(Left thigh contusion)																						
12/21/2013	MEM	@	NY	W	-	G	24	34	4	18	.222	0	4	.000	1	1	1.000	0	1	1	8	1	0	0	2	0	9	17.8	
12/23/2013	MEM	v	UTA	W	-	G	25	37	2	11	.182	2	5	.400	0	0	---	0	3	3	5	3	0	4	2	0	6	17.3	
12/26/2013	MEM	@	HOU	L	G	26	26	38	4	14	.286	2	4	.500	1	2	.500	1	3	4	6	3	0	2	2	1	11	17.1	
12/28/2013	MEM	v	DEN	W	-	G	27	31	5	14	.357	1	5	.200	3	4	.750	3	3	6	4	2	0	2	2	0	14	17.0	
12/30/2013	MEM	v	CHI	L	G	28	28	37	9	19	.474	0	2	.000	8	10	.800	3	3	6	9	2	0	6	1	0	26	17.3	
01/02/2014	MEM	@	PHO	W	-	G	29	30	4	11	.364	0	1	.000	3	3	1.000	0	4	4	6	1	0	0	6	1	11	17.1	
01/03/2014	MEM	@	DEN	L	G	30	30	36	8	15	.533	3	5	.600	4	5	.800	0	0	0	8	1	0	4	2	0	23	17.3	
01/05/2014	MEM	@	DET	W	-	G	31	32	6	14	.429	3	6	.500	0	0	---	0	2	2	6	2	0	0	2	0	15	17.2	
01/07/2014	MEM	v	SA	L	G	32	32	42	12	23	.522	3	5	.600	3	5	.600	1	5	6	5	1	0	3	4	0	30	17.6	
01/10/2014	MEM	v	PHO	W	-	G	33	33	19	11	.579	3	7	.429	6	6	1.000	0	0	0	7	2	0	0	0	0	31	18.0	
01/12/2014	MEM	v	ATL	W	-	G	34	34	7	15	.467	0	1	.000	7	7	1.000	0	4	4	13	2	0	4	2	0	21	18.1	
01/14/2014	MEM	v	OKC	W	-	G	35	35	37	7	18	.389	2	7	.286	3	3	1.000	0	3	3	7	2	0	2	1	0	19	18.1
01/15/2014	MEM	@	MIL	W	-	G	36	36	5	6	.462	2	6	.333	1	2	.500	1	6	7	5	3	0	1	2	1	15	18.0	
01/17/2014	MEM	v	SAC	W	-	G	37	37	37	8	13	.615	3	5	.600	6	8	.750	0	2	2	6	3	0	1	1	25	18.2	
01/20/2014	MEM	v	NO	L	G	38	38	38	4	15	.267	1	5	.200	4	4	1.000	1	2	3	2	2	0	1	2	0	13	18.1	
01/24/2014	MEM	@	HOU	W	-	G	39	39	33	6	11	.545	2	2	1.000	0	0	---	1	3	4	3	1	0	1	0	0	14	18.0
01/25/2014	MEM	v	HOU	W	-	G	40	40	30	6	13	.462	3	6	.500	2	3	.667	1	2	3	4	1	0	1	1	0	17	18.0
01/28/2014	MEM	@	POR	W	-	G	41	41	35	8	14	.571	2	4	.500	1	2	.500	0	3	3	7	1	0	1	2	0	19	18.0
01/29/2014	MEM	@	SAC	W	-	G	42	42	34	8	13	.615	2	4	.500	9	9	1.000	1	2	3	10	2	0	2	4	0	27	18.2
01/31/2014	MEM	@	MIN	W	-	G	43	43	30	4	14	.286	0	2	.000	4	4	1.000	0	3	3	8	0	0	3	0	0	12	18.0
02/01/2014	MEM	v	MIL	W	-	INA	(Sprained right ankle)																						
02/03/2014	MEM	@	OKC	L	-	INA	(Sprained right ankle)																						
02/05/2014	MEM	v	DAL	L	-	INA	(Sprained right ankle)																						
02/08/2014	MEM	@	ATL	W	-	INA	(Sprained right ankle)																						
02/09/2014	MEM	@	CLE	L	1	INA	(Sprained right ankle)																						
02/11/2014	MEM	v	WAS	W	-	INA	(Sprained right ankle)																						
02/12/2014	MEM	@	ORL	W	-	INA	(Sprained right ankle)																						
02/18/2014	MEM	v	NY	W	-	G	44	44	31	6	15	.400	0	2	.000	10	12	.833	1	4	5	3	1	0	1	4	1	22	18.1
02/21/2014	MEM	v	LAC	W	-	G	45	45	35	3	10	.300	1	2	.500	2	2	1.000	0	2	2	6	5	0	1	1	0	9	17.9
02/22/2014	MEM	@	CHA	L	G	46	46	33	6	16	.375	0	5	.000	4	5	.800	1	4	5	5	1	0	1	2	0	16	17.9	
02/26/2014	MEM	v	LAL	W	-	G	47	47	26	3	11	.273	1	3	.333	0	0	---	0	1	1	3	3	0	2	3	1	7	17.7
02/28/2014	MEM	@	OKC	L	G	48	48	26	1	10	.100	1	3	.333	3	3	1.000	1	1	2	9	1	0	1	5	0	6	17.4	
03/01/2014	MEM	v	CLE	W	-	G	49	49	38	8	14	.571	2	4	.500	4	4	1.000	0	1	1	7	1	0	2	2	1	22	17.5
03/03/2014	MEM	@	WAS	W	-	G	50	50	34	7	14	.500	2	4	.500	4	4	1.000	0	3	3	7	3	0	1	4	0	20	17.6
03/05/2014	MEM	@	BRK	L	G	51	51	21	0	8	.000	0	2	.000	2	2	1.000	0	3	3	3	1	0	0	6	0	2	17.3	
03/07/2014	MEM	@	CHI	W	-	G	52	52	31	4	15	.267	0	2	.000	4	5	.800	1	4	5	7	0	0	2	2	0	12	17.2
03/08/2014	MEM	v	CHA	W	-	G	53	53	30	7	18	.389	5	7	.714	1	2	.500	0	3									



Ed Davis

Position: Forward • **Height:** 6-10 • **Weight:** 225 lbs.

NBA Experience: 4 seasons

Born: June 5, 1989 (Age 24) in Washington, D.C.

College: University of North Carolina

Draft: Toronto Raptors, 1st round (13th pick, 13th overall), 2010 NBA Draft

32

2013-14 SEASON

Finished his second season in Memphis and fourth in the NBA with averages of 5.7 points, 4.1 rebounds and 0.68 blocks on .534 shooting in 15.2 minutes in 63 games (four starts)... Led the team in field goal percentage... Averaged 10.3 points, 6.3 rebounds and 1.25 blocks on .600 shooting in 25.0 minutes in four starts... Recorded 5.4 points, 4.0 rebounds and 0.64 blocks on .527 shooting in 14.5 minutes in 59 games in off the bench... Productive when given extended minutes, averaged 14.3 points, 12.0 rebounds and 1.20 blocks on .619 shooting with three double-doubles in the four games in which he received 27+ minutes... Memphis went 3-1 in those four games... Recorded a season-high 21 points and 12 rebounds in 33 minutes on Dec. 3 vs. Phoenix... Pulled down a career-high 17 rebounds on Jan. 10 vs. Phoenix, setting a single-game franchise record for rebounds off the bench... Led the team or shared the team lead in rebounding five times, steals four times, blocks 17 times and minutes once... Scored 10+ points 14 times and 20+ points once... Grabbed 10+ rebounds five times... Recorded four double-doubles, including three against the Phoenix Suns... DNP (Coach's Decision) 16 times... Missed three games from Dec. 7-11 due to a sprained left ankle.

NBA CAREER

The four-year veteran holds career averages of 6.9 points, 5.9 rebounds, 0.7 assists and 0.94 blocks on .542 shooting in 20.8 minutes in 275 games (58 starts) with the Toronto Raptors and Memphis Grizzlies... Holds career postseason averages of 1.6 points and 1.4 rebounds in 6.0 minutes in eight playoff games... Owns NBA Development League career averages of 10.0 points, 5.0 rebounds and 3.00 blocks on .583 shooting in 17.5 minutes in two games for the Erie Bayhawks... Owns 31 double-doubles... **2012-13 (Toronto/Memphis):** Averaged 7.7 points, 5.7 rebounds and 1.04 blocks on .539 shooting in 20.1 minutes in a career-high 81 games for Memphis and Toronto... As part of a three-team trade on Jan. 30, traded by Toronto with a 2013 second round draft pick to Memphis; Toronto also traded **Jose Calderon** to the Detroit Pistons; Detroit traded **Tayshaun Prince** and **Austin Daye** to Memphis; Memphis traded **Rudy Gay** and **Hamed Haddadi** to Toronto... Despite playing just 36 games and averaging 15.1 minutes in his half-season in Memphis, ranked second on the Grizzlies in total blocks (47) this season... Posted 9.7 points, 6.7 rebounds and 0.84 blocks on .549 shooting in 45 games (24 starts) for Toronto... Averaged 5.1 points, 4.4 rebounds and 1.31 blocks on .517 shooting in 36 games (four starts) for Memphis... Scored a career-high tying 24 points and grabbed 12 rebounds on Dec. 12 vs. Brooklyn... Dished out a career-high six assists on Jan. 18 at Philadelphia... Blocked a career-high tying five shots on March 9 vs. New Orleans and March 23 vs. Boston... **2013 Playoffs:** Averaged 1.6 points and 1.4 rebounds in 6.0 minutes in eight appearances in his first NBA postseason... **2011-12 (Toronto):** Led Toronto in rebounding (6.6) and was the only Raptor to appear in all 66 regular season games... Also averaged 6.3 points, 0.9 assists and 0.95 blocks in 23.2 minutes... Posted 8.3 points and 9.0 rebounds in 33.3 minutes in nine games as a starter... Scored a career-best 24 points to go with 12 rebounds on April 26, 2012 vs. New Jersey... Grabbed a career-high tying 15 rebounds, including a personal-best 12 defensive boards, on Feb. 28, 2012 at Houston... **2010-11 (Toronto):** Averaged 7.7 points, 7.1 rebounds and 1.03 blocks on .576 shooting in 24.6 minutes in 65 games (17 starts) in his rookie season... Ranked fourth among rookies in field goal percentage, fourth in rebounds and third in blocks... Set a Raptors franchise rookie record in field goal percentage... Grabbed a career-high tying 15 rebounds on March 5, 2011 at New Jersey... Blocked a career-high tying five blocks on Jan. 24, 2011 vs. Memphis... Assigned to the NBA D-League's Erie Bayhawks on Nov. 15, 2010 and averaged 10.0 points, 5.0 rebounds and 3.00 blocks on .583 shooting in 17.5 minutes in two games.

CAREER TRANSACTIONS

The early-entry candidate was drafted by the Toronto Raptors in the first round (13th overall) of the 2010 NBA Draft on June 24, 2010... Signed a multi-year contract with the Toronto Raptors on July 6, 2010... As part of a three-team trade on Jan. 30, 2013, traded by the Toronto Raptors with a 2013 second round draft pick to the Memphis Grizzlies; the Toronto Raptors traded **Jose Calderon** to the Detroit Pistons; the Detroit Pistons traded **Tayshaun Prince** and **Austin Daye** to the Memphis Grizzlies; the Memphis Grizzlies traded **Rudy Gay** and **Hamed Haddadi** to the Toronto Raptors.

NBA REGULAR SEASON STATISTICS

Season	Age	Tm	Lg	Pos	G	GS	MP	FG	FGA	FG%	3P	3PA	3P%	2P	2PA	2P%	FT	FTA	FT%	ORB	DRB	TRB	AST	STL	BLK	TOV	PF	PTS	RPG	APG	PPG
2010-11	21	TOR	NBA	PF	65	17	1602	215	373	.576	0	0	-	215	373	.576	71	128	.555	168	294	462	40	39	67	48	183	501	7.1	0.6	7.7
2011-12	22	TOR	NBA	PF	66	9	1534	172	335	.513	0	1	.000	172	334	.515	71	106	.670	134	304	438	60	40	63	67	156	415	6.6	0.9	6.3
2012-13	23	TOT	NBA	PF	81	28	1631	260	482	.539	0	0	-	260	482	.539	103	167	.617	152	308	460	63	38	85	63	191	623	5.7	0.8	7.7
2012-13	23	TOR	NBA	C	45	24	1087	186	339	.549	0	0	-	186	339	.549	66	102	.647	95	205	300	55	25	38	45	111	438	6.7	1.2	9.7
2012-13	23	MEM	NBA	PF	36	4	544	74	143	.517	0	0	-	74	143	.517	37	65	.569	57	103	160	8	13	47	18	80	185	4.4	0.2	5.1
2013-14	24	MEM	NBA	PF	63	4	956	155	290	.534	0	0	-	155	290	.534	47	89	.528	92	168	260	27	17	43	40	114	357	4.1	0.4	5.7
Career			NBA		275	58	5723	802	1480	.542	0	1	.000	802	1479	.542	292	490	.596	546	1074	1620	190	134	258	218	644	1896	5.9	0.7	6.9
3 seasons		TOR	NBA		176	50	4223	573	1047	.547	0	1	.000	573	1046	.548	208	336	.619	397	803	1200	155	104	168	160	450	1354	6.8	0.9	7.7
2 seasons		MEM	NBA		99	8	1500	229	433	.529	0	0	-	229	433	.529	84	154	.545	149	271	420	35	30	90	58	194	542	4.2	0.4	5.5

NBA PLAYOFF STATISTICS

Season	Age	Tm	Lg	Pos	G	GS	MP	FG	FGA	FG%	3P	3PA	3P%	2P	2PA	2P%	FT	FTA	FT%	ORB	DRB	TRB	AST	STL	BLK	TOV	PF	PTS	RPG	APG	PPG
2012-13	23	MEM	NBA	PF	8	0	48	5	12	.417	0	0	-	5	12	.417	3	4	.750	4	7	11	0	0	1	2	7	13	1.4	0.0	1.6
Career			NBA		8	0	48	5	12	.417	0	0	-	5	12	.417	3	4	.750	4	7	11	0	0	1	2	7	13	1.4	0.0	1.6

ED DAVIS 2013-14 GAME LOG

10+ PTS	14	20+ PTS	1	10+ REB	5	3+ STL	1	3+ BLK	3	DBL-DBL	4																		
DATE	TM	@	OPP	WL	O	P	G	GS	MIN	FG	FGA	FG%	FG3	FG3A	FG3%	FT	FTA	FT%	OREB	DREB	REB	AST	PF	DQ	STL	TO	BLK	PTS	PPG
10/30/2013	MEM	@	SA	.L	-	1	0	8	0	2	.000	0	0	---	0	0	---	1	2	3	0	0	0	0	0	0	0	0.0	
11/01/2013	MEM	v	DET	.W	1	-	2	0	17	2	2	1.000	0	0	---	1	2	.500	1	2	3	0	0	0	0	2	0	5	2.5
11/02/2013	MEM	@	DAL	.L	-	3	0	6	1	1	1.000	0	0	---	0	0	---	0	1	1	1	1	2	0	0	0	1	2	2.3
11/04/2013	MEM	v	BOS	.W	-	4	0	8	2	6	.333	0	0	---	0	0	---	2	1	3	0	2	0	0	2	0	4	2.8	
11/06/2013	MEM	v	NO	.L	-	5	0	24	3	4	.750	0	0	---	1	2	.500	2	3	5	2	3	0	0	0	0	7	3.6	
11/09/2013	MEM	v	GS	.W	-	6	0	1	0	0	---	0	0	---	0	0	---	0	0	0	0	0	0	0	0	0	0	3.0	
11/11/2013	MEM	@	IND	.L	-	7	0	17	2	8	.250	0	0	---	1	2	.500	2	5	7	0	2	0	0	0	2	5	3.3	
11/13/2013	MEM	v	TOR	.L	-	8	0	24	2	5	.400	0	0	---	1	2	.500	1	4	5	2	5	0	0	0	3	5	3.5	
11/15/2013	MEM	@	LAL	.W	-	DNP	(Coach's Decision)																						
11/17/2013	MEM	@	SAC	.W	-	9	0	2	0	1	.000	0	0	---	0	0	---	0	0	0	0	0	0	0	0	0	0	3.1	
11/18/2013	MEM	@	LAC	.W	-	DNP	(Coach's Decision)																						
11/20/2013	MEM	@	GS	.W	1	DNP	(Coach's Decision)																						
11/22/2013	MEM	v	SA	.L	-	10	0	16	3	4	.750	0	0	---	0	1	.000	2	2	4	2	2	0	0	1	0	6	3.4	
11/25/2013	MEM	v	HOU	.L	-	11	0	16	3	5	.600	0	0	---	0	0	---	2	2	4	1	1	0	1	0	2	6	3.6	
11/27/2013	MEM	@	BOS	.W	-	12	0	24	3	5	.600	0	0	---	5	6	.833	3	4	7	1	2	0	0	0	3	11	4.3	
11/30/2013	MEM	v	BRK	.L	-	F	13	1	29	5	11	.455	0	0	---	0	0	---	3	5	8	0	5	0	1	1	0	10	4.7
12/03/2013	MEM	v	PHO	.W	-	F	14	2	33	8	11	.727	0	0	---	5	11	.455	3	9	12	1	3	0	0	1	2	21	5.9
12/05/2013	MEM	v	LAC	.L	-	15	2	8	3	5	.600	0	0	---	0	0	---	1	1	2	0	0	0	0	1	1	6	5.9	
12/07/2013	MEM	v	GS	.L	-	DND	(Sprained left ankle)																						
12/09/2013	MEM	v	ORL	.W	-	DND	(Sprained left ankle)																						
12/11/2013	MEM	v	OKC	.L	-	DND	(Sprained left ankle)																						
12/13/2013	MEM	@	NO	.L	-	16	2	24	5	8	.625	0	0	---	2	2	1.000	1	2	3	0	2	0	1	2	2	12	6.3	
12/15/2013	MEM	v	MIN	.L	-	17	2	7	0	2	.000	0	0	---	0	0	---	0	1	1	0	2	0	0	0	0	0	5.9	
12/17/2013	MEM	v	LAL	.L	-	18	2	22	4	6	.667	0	0	---	1	2	.500	3	1	4	0	3	0	1	3	0	9	6.1	
12/18/2013	MEM	@	DAL	.L	-	19	2	23	6	11	.545	0	0	---	0	1	.000	1	1	2	0	2	0	0	2	0	12	6.4	
12/21/2013	MEM	@	NY	.W	-	C	20	3	25	5	6	.833	0	0	---	0	0	---	2	2	4	0	1	0	0	2	10	6.6	
12/23/2013	MEM	v	UTA	.W	-	21	3	20	3	7	.429	0	0	---	2	2	1.000	2	1	3	1	1	0	1	0	1	8	6.6	
12/26/2013	MEM	@	HOU	.L	-	22	3	13	2	6	.333	0	0	---	0	0	---	2	3	5	0	1	0	0	0	1	4	6.5	
12/28/2013	MEM	v	DEN	.W	-	23	3	23	6	8	.750	0	0	---	5	8	.625	1	0	1	1	4	0	1	0	1	17	7.0	
12/30/2013	MEM	v	CHI	.L	-	24	3	23	3	4	.750	0	0	---	2	4	.500	0	4	4	0	4	0	2	1	1	8	7.0	
01/02/2014	MEM	@	PHO	.W	-	25	3	28	8	11	.727	0	0	---	0	1	.000	4	7	11	2	2	0	2	0	0	16	7.4	
01/03/2014	MEM	@	DEN	.L	-	26	3	19	1	5	.200	0	0	---	3	6	.500	0	2	2	1	3	0	1	1	0	5	7.3	
01/05/2014	MEM	@	DET	.W	-	27	3	17	7	11	.636	0	0	---	3	5	.600	5	6	11	0	2	0	0	3	1	17	7.6	
01/07/2014	MEM	v	SA	.L	1	-	28	3	22	2	3	.667	0	0	---	2	2	1.000	2	2	4	1	3	0	0	1	2	6	7.6
01/10/2014	MEM	v	PHO	.W	-	29	3	30	5	9	.556	0	0	---	0	2	.000	4	13	17	1	3	0	0	1	3	10	7.7	
01/12/2014	MEM	v	ATL	.W	-	30	3	20	3	6	.500	0	0	---	0	2	.000	2	3	5	0	3	0	0	1	0	6	7.6	
01/14/2014	MEM	v	OKC	.W	-	31	3	22	3	6	.500	0	0	---	0	0	---	2	4	6	0	5	0	0	2	0	6	7.5	
01/15/2014	MEM	@	MIL	.W	-	32	3	21	7	8	.875	0	0	---	0	2	.000	4	5	9	1	1	0	0	0	0	14	7.8	
01/17/2014	MEM	v	SAC	.W	-	33	3	12	1	2	.500	0	0	---	1	2	.500	0	3	3	0	3	0	0	0	0	3	7.6	
01/20/2014	MEM	v	NO	.L	-	34	3	10	1	3	.333	0	0	---	2	2	1.000	1	2	3	1	0	0	0	1	0	4	7.5	
01/24/2014	MEM	@	HOU	.W	-	35	3	17	5	8	.625	0	0	---	0	0	---	2	3	5	0	3	0	1	0	0	10	7.6	
01/25/2014	MEM	v	HOU	.W	-	36	3	17	1	5	.200	0	0	---	0	0	---	2	4	6	0	2	0	0	1	0	2	7.4	
01/28/2014	MEM	@	POR	.W	-	37	3	12	0	1	.000	0	0	---	0	0	---	0	2	2	0	2	0	0	0	0	0	7.2	
01/29/2014	MEM	@	SAC	.W	-	38	3	17	3	6	.500	0	0	---	0	0	---	0	2	2	0	2	0	0	0	1	6	7.2	
01/31/2014	MEM	@	MIN	.W	-	39	3	14	3	5	.600	0	0	---	0	1	.000	0	3	3	0	0	0	0	0	1	6	7.2	
02/01/2014	MEM	v	MIL	.W	-	40	3	7	0	1	.000	0	0	---	0	0	---	1	4	5	0	2	0	0	0	0	0	7.0	
02/03/2014	MEM	@	OKC	.L	-	41	3	6	1	1	1.000	0	0	---	0	0	---	0	1	1	2	0	0	0	0	0	2	6.9	
02/05/2014	MEM	v	DAL	.L	-	DNP	(Coach's Decision)																						
02/08/2014	MEM	@	ATL	.W	-	42	3	14	1	3	.333	0	0	---	0	0	---	2	5	7	0	1	0	0	0	1	2	6.7	
02/09/2014	MEM	@	CLE	.L	1	-	43	3	11	1	4	.250	0	0	---	0	0	---	1	3	4	0	1	0	0	0	1	2	6.6
02/11/2014	MEM	v	WAS	.W	-	44	3	14	0	3	.000	0	0	---	2	2	1.000	0	3	3	0	1	0	2	1	1	2	6.5	
02/12/2014	MEM	@	ORL	.W	-	45	3	6	1	4	.250	0	0	---	0	0	---	0	1	1	0	1	0	0	0	0	2	6.4	
02/18/2014	MEM	v	NY	.W	-	46	3	7	1	2	.500	0	0	---	0	0	---	1	2	3	0	3	0	0	1	0	2	6.3	
02/21/2014	MEM	v	LAC	.W	-	47	3	4	0	2	.000	0	0	---	0	0	---	1	1	2	1	2	0	0	1	0	0	6.2	
02/22/2014	MEM	@	CHA	.L	-	48	3	6	0	0	---	0	0	---	0	0	---	0	0	0	0	2	0	0	1	0	0	6.1	
02/26/2014	MEM	v	LAL	.W	-	DNP	(Coach's Decision)																						
02/28/2014	MEM	@	OKC	.L	-	DNP	(Coach's Decision)																						
03/01/2014	MEM	v	CLE	.W	-	DNP	(Coach's Decision)																						
03/03/2014	MEM	@	WAS	.W	-	49	3	5	2	3	.667	0	0	---	0	0	---	0	0	0	0	1	0	0	0	0	4	6.0	
03/05/2014	MEM	@	BRK	.L	-	F	50	4	13	0	2	.000	0	0	---	0	0	---	0	1	1	0	1	0	0	1	1	0	5.9
03/07/2014	MEM	@	CHI	.W	-	DNP	(Coach's Decision)																						
03/08/2014	MEM	v	CHA	.W	-	51	4	4	1	1	1.000	0	0	---	0	0	---	1	0	1	0	0	0	0	0	0	2	5.8	
03/11/2014	MEM	v	POR	.W	-	DNP	(Coach's Decision)																						
03/12/2014	MEM	@	NO	.W	-	DNP	(Coach's Decision)																						
03/14/2014	MEM	@	TOR	.L	-	DNP	(Coach's Decision)																						
03/15/2014	MEM	@	PHI	.W	-	52	4	20	3	4	.750	0	0	---	0	2	.000	3	8	11	1								



Jamaal Franklin

Position: Guard • **Height:** 6-5 • **Weight:** 191 lbs.

NBA Experience: Rookie

Born: July 21, 1991 (Age 22) in Hawthorne, California

College: San Diego State University

Draft: Memphis Grizzlies, 2nd round (11th pick, 41st overall), 2013 NBA Draft

22

2013-14 SEASON

Completed his rookie season in Memphis with averages of 1.9 points, 1.1 rebounds and 0.3 assists on .410 shooting in 7.7 minutes in 21 games (zero starts) for the Grizzlies... Shot 5-of-11 from three-point range (.455)... Made his NBA debut on Nov. 6 vs. New Orleans, scoring four points in 11 minutes... Scored a career-high eight points on Dec. 9 vs. Orlando... DNP (Coach's Decision) 35 times... Inactive a total of 26 times, including 21 due to NBA Development League assignment... **D-LEAGUE:** Averaged 15.8 points, 5.6 rebounds and 4.3 assists on .433 shooting in 28.1 minutes in 16 games (zero starts) in three assignments to the NBA D-League's Fort Wayne Mad Ants... First assigned to Fort Wayne on Jan. 5... Recorded 15 points, four rebounds and four steals in 23 minutes in his D-League debut on Jan. 6 vs. Santa Cruz as part of the 2014 NBA D-League Showcase in Reno, Nev... Recalled from Fort Wayne on Jan. 7... Re-assigned to Fort Wayne on Jan. 10... Recalled on Jan. 12... Re-assigned to Fort Wayne on Feb. 26... Averaged 17.1 points, 6.1 rebounds and 4.8 assists on .475 shooting in 13 games in his third assignment... Helped guide the Mad Ants to an 11-2 record during his third assignment... Recalled on April 2... Scored 10+ points 13 times in total in the D-League, 20+ points four times and 30+ points twice, including a D-League career-high 32 points on March 6 at Maine... Grabbed 10+ rebounds once, a D-League career-best 15 boards on March 14 at Delaware... Dished out 10+ assists twice, including a D-League personal-best 11 assists on March 1 vs. Iowa... Recorded three double-doubles, including two point-assist double-doubles and one point-rebound double-double.

CAREER TRANSACTIONS

The early-entry candidate was drafted by the Memphis Grizzlies in the second round (41st overall) of the 2013 NBA Draft on June 27, 2013... Signed a multi-year contract with the Memphis Grizzlies on July 26, 2013.

NBA REGULAR SEASON STATISTICS

Season	Age	Tm	Lg	Pos	G	GS	MP	FG	FGA	FG%	3P	3PA	3P%	2P	2PA	2P%	FT	FTA	FT%	ORB	DRB	TRB	AST	STL	BLK	TOV	PF	PTS	RPG	APG	PPG
2013-14	22	MEM	NBA	SG	21	0	161	16	39	.410	5	11	.455	11	28	.393	2	2	1.000	4	19	23	6	4	2	11	23	39	1.1	0.3	1.9
Career			NBA		21	0	161	16	39	.410	5	11	.455	11	28	.393	2	2	1.000	4	19	23	6	4	2	11	23	39	1.1	0.3	1.9

JAMAAL FRANKLIN 2013-14 GAME LOG

10+ PTS		0		20+ PTS		0		10+ AST		0		3+ 3FGM		0		3+ STL		0		DBL-DBL		0								
DATE	TM	@	OPP	WL	O	P	G	GS	MIN	PG	FGA	FG%	FG3	FG3A	FG3%	FT	FTA	FT%	OREB	DREB	REB	AST	PF	DQ	STL	TO	BLK	PTS	PPG	
10/30/2013	MEM	@	SA	.L	-	DNP	(Coach's Decision)																							
11/01/2013	MEM	v	DET	W	1	DNP	(Coach's Decision)																							
11/02/2013	MEM	@	DAL	.L	-	DNP	(Coach's Decision)																							
11/04/2013	MEM	v	BOS	W	-	DNP	(Coach's Decision)																							
11/06/2013	MEM	v	NO	.L	-	-	1	0	11	2	4	.500	0	1	.000	0	0	---	1	1	2	0	1	0	0	0	1	4	4.0	
11/09/2013	MEM	v	GS	W	-	-	2	0	3	0	1	.000	0	0	---	0	0	---	0	1	1	0	1	0	0	0	0	0	0	2.0
11/11/2013	MEM	@	IND	.L	-	-	3	0	11	1	1	1.000	0	0	---	0	0	---	1	3	4	1	1	0	0	0	0	0	2	2.0
11/13/2013	MEM	v	TOR	.L	-	-	4	0	4	0	0	---	0	0	---	0	0	---	0	1	1	0	1	0	0	1	0	0	0	1.5
11/15/2013	MEM	@	LAL	W	-	DNP	(Coach's Decision)																							
11/17/2013	MEM	@	SAC	W	-	DNP	(Coach's Decision)																							
11/18/2013	MEM	@	LAC	W	-	DNP	(Coach's Decision)																							
11/20/2013	MEM	@	GS	W	1	DNP	(Coach's Decision)																							
11/22/2013	MEM	v	SA	.L	-	DNP	(Coach's Decision)																							
11/25/2013	MEM	v	HOU	.L	-	DNP	(Coach's Decision)																							
11/27/2013	MEM	@	BOS	W	-	DNP	(Coach's Decision)																							
11/30/2013	MEM	v	BRK	.L	-	DNP	(Coach's Decision)																							
12/03/2013	MEM	v	PHO	W	-	-	5	0	8	1	1	1.000	0	0	---	0	0	---	0	2	2	1	1	0	0	0	0	2	1.6	
12/05/2013	MEM	v	LAC	.L	-	-	6	0	3	0	0	---	0	0	---	0	0	---	0	0	0	0	1	0	0	0	0	0	0	1.3
12/07/2013	MEM	v	GS	.L	-	-	7	0	5	0	2	.000	0	0	---	0	0	---	0	1	1	0	0	0	0	0	0	0	0	1.1
12/09/2013	MEM	v	ORL	W	-	-	8	0	15	3	5	.600	2	2	1.000	0	0	---	0	3	3	0	1	0	1	2	0	8	2.0	
12/11/2013	MEM	v	OKC	.L	-	-	9	0	17	2	6	.333	0	1	.000	2	2	1.000	0	1	1	0	4	0	2	1	0	6	2.4	
12/13/2013	MEM	@	NO	.L	-	DNP	(Coach's Decision)																							
12/15/2013	MEM	v	MIN	.L	-	DNP	(Coach's Decision)																							
12/17/2013	MEM	v	LAL	.L	-	-	10	0	21	0	5	.000	0	2	.000	0	0	---	0	2	2	1	3	0	0	1	0	0	2.2	
12/18/2013	MEM	@	DAL	.L	-	-	11	0	10	1	1	1.000	1	1	1.000	0	0	---	0	1	1	1	1	0	1	0	0	3	2.3	
12/21/2013	MEM	@	NY	W	-	-	12	0	17	1	5	.200	0	1	.000	0	0	---	1	0	1	0	0	0	0	1	0	2	2.3	
12/23/2013	MEM	v	UTA	W	-	-	13	0	0	0	0	---	0	0	---	0	0	---	0	0	0	0	0	0	0	0	0	0	0	2.1
12/26/2013	MEM	@	HOU	.L	-	DNP	(Coach's Decision)																							
12/28/2013	MEM	v	DEN	W	-	-	14	0	3	0	1	.000	0	0	---	0	0	---	0	0	0	0	1	0	0	1	0	0	1.9	
12/30/2013	MEM	v	CHI	.L	-	DNP	(Coach's Decision)																							
01/02/2014	MEM	@	PHO	W	-	DNP	(Coach's Decision)																							
01/03/2014	MEM	@	DEN	.L	-	DNP	(Coach's Decision)																							
01/05/2014	MEM	@	DET	W	-	INA	(D-League assignment)																							
01/07/2014	MEM	v	SA	.L	1	DNP	(Coach's Decision)																							
01/10/2014	MEM	v	PHO	W	-	INA	(D-League assignment)																							
01/12/2014	MEM	v	ATL	W	-	DNP	(Coach's Decision)																							
01/14/2014	MEM	v	OKC	W	-	DNP	(Coach's Decision)																							
01/15/2014	MEM	@	MIL	W	-	-	15	0	9	0	2	.000	0	1	.000	0	0	---	1	0	1	1	2	0	0	0	0	0	1.8	
01/17/2014	MEM	v	SAC	W	-	DNP	(Coach's Decision)																							
01/20/2014	MEM	v	NO	.L	-	DNP	(Coach's Decision)																							
01/24/2014	MEM	@	HOU	W	-	DNP	(Coach's Decision)																							
01/25/2014	MEM	v	HOU	W	-	-	16	0	5	0	0	---	0	0	---	0	0	---	0	1	1	0	1	0	0	0	0	0	1.7	
01/28/2014	MEM	@	POR	W	-	-	17	0	1	1	1	1.000	0	0	---	0	0	---	0	0	0	0	0	0	0	0	0	2	1.7	
01/29/2014	MEM	@	SAC	W	-	DNP	(Coach's Decision)																							
01/31/2014	MEM	@	MIN	W	-	DNP	(Coach's Decision)																							
02/01/2014	MEM	v	MIL	W	-	-	18	0	4	0	0	---	0	0	---	0	0	---	0	0	0	1	1	0	0	1	1	0	1.6	
02/03/2014	MEM	@	OKC	.L	-	-	19	0	3	0	0	---	0	0	---	0	0	---	0	0	0	0	2	0	0	2	0	0	0	1.5
02/05/2014	MEM	v	DAL	.L	-	DNP	(Coach's Decision)																							
02/08/2014	MEM	@	ATL	W	-	DNP	(Coach's Decision)																							
02/09/2014	MEM	@	CLE	.L	1	DNP	(Coach's Decision)																							
02/11/2014	MEM	v	WAS	W	-	DNP	(Coach's Decision)																							
02/12/2014	MEM	@	ORL	W	-	DNP	(Coach's Decision)																							
02/18/2014	MEM	v	NY	W	-	DNP	(Coach's Decision)																							
02/21/2014	MEM	v	LAC	W	-	DNP	(Coach's Decision)																							
02/22/2014	MEM	@	CHA	.L	-	DNP	(Coach's Decision)																							
02/26/2014	MEM	v	LAL	W	-	INA	(D-League assignment)																							
02/28/2014	MEM	@	OKC	.L	-	INA	(D-League assignment)																							
03/01/2014	MEM	v	CLE	W	-	INA	(D-League assignment)																							
03/03/2014	MEM	@	WAS	W	-	INA	(D-League assignment)																							
03/05/2014	MEM	@	BRK	.L	-	INA	(D-League assignment)																							
03/07/2014	MEM	@	CHI	W	-	INA	(D-League assignment)																							
03/08/2014	MEM	v	CHA	W	-	INA	(D-League assignment)																							
03/11/2014	MEM	v	POR	W	-	INA	(D-League assignment)																							
03/12/2014	MEM	@	NO	W	-	INA	(D-League assignment)																							
03/14/2014	MEM	@	TOR	.L	-	INA	(D-League assignment)																							
03/15/2014	MEM	@	PHI	W	-	INA	(D-League assignment)																							
03/19/2014	MEM	v	UTA	W	-	INA	(D-League assignment)																							
03/21/2014	MEM	@	MIA	.L	-	INA	(D-League assignment)																							
03/22/2014	MEM	v	IND	W	-	INA	(D-League assignment)																							
03/24/2014	MEM	v	MIN	W	-	INA	(D-League assignment)																							
03/26/2014	MEM	@	UTA	W	-	INA	(D-League assignment)																							
03/28/2014	MEM	@	GS	.L	-	INA	(D-League assignment)																							
03/30/2014	MEM	@	POR	.L	-	INA	(D-League assignment)																							
03/31/2014	MEM	@	DEN	W	-	INA	(D-League assignment)																							
04/02/2014	MEM	@	MIN	.L	-	INA	(D-League assignment)																							
04/04/2014	MEM	v	DEN	W	-	INA	(D-League assignment)																							
04/06/2014	MEM	@	SA	.L	-	-	20	0	6	2	2	1.000	1	1	1.000	0	0	---	0	1	1	0	1	0	0	1	0	5	1.7	
04/09/2014	MEM	v	MIA	W	-	DNP	(Coach's Decision)																							
04/11/2014	MEM	v	PHI	W	-	-	21	0	5	2	2	1.000	1	1	1.000	0	0	---	0	1	1	0	0	0	0	0	0	5	1.9	
04/13/2014	MEM	@	LAL	W	-	INA	(D-League assignment)																							
04/14/2014	MEM	@	PHO	W	-	INA	(D-League assignment)																							
04/16/2014	MEM	v	DAL	W	1	INA	(D-League assignment)																							
TOTALS							21	0	162	16	39	.410	5	11	.455	2	2	1.000	4	19	23	6	23	0	4	11	2	39	1.9	

Career Postseason Single-Game Highs

None



Marc Gasol

Position: Center • **Height:** 7-1 • **Weight:** 265 lbs.

NBA Experience: 6 seasons

Born: January 29, 1985 (Age 29) in Barcelona, Spain

Prior to NBA: Akasvayu Girona

Draft: Los Angeles Lakers, 2nd round (18th pick, 48th overall), 2007 NBA Draft

33

2013-14 SEASON

Overcame a midseason knee injury to average 14.6 points, 7.2 rebounds, 3.6 assists and 1.29 blocks on .473 shooting in 33.7 minutes in 59 games (all starts) in his sixth season in Memphis... Tied his career high for scoring average... Averaged 17.2 points, 7.5 rebounds and 4.4 assists in 36.4 minutes in the first 12 games of the season from Oct. 30-Nov. 20... Scored 23 points on Nov. 2 at Dallas and again on Nov. 18 at LA Clippers... Recorded at least eight rebounds and eight assists in three consecutive games from Nov. 15-18, joining four other players (**LeBron James**, **Kobe Bryant**, **Rajon Rondo** and **Raymond Felton**) to accomplish the feat since Gasol joined the NBA... Sustained a left MCL sprain on Nov. 22 vs. San Antonio and missed the next 23 straight contests, during which the Grizzlies went only 10-13 (.435)... Memphis finished the season 33-13 (.717) upon his return on Jan. 14, which was the third-best record in the NBA... Returned to action on Jan. 14 to help guide the Grizzlies to a home victory over Oklahoma City... Made his sixth career three-pointer on a 60-foot heave from beyond midcourt at the end of the first quarter on March 1 vs. Cleveland... Steadily regained pre-injury form, increasing his points and rebounding averages each month and averaging 18.0 points and 9.3 rebounds in eight games in April... Recorded a season-high 24 points on April 4 vs. Denver... Averaged 19.2 points, 11.2 rebounds and 4.2 assists on .571 shooting in 39.0 minutes during Memphis' five-game winning streak that closed the season and helped the Grizzlies clinch a franchise-record fourth consecutive postseason berth and secure the seventh seed in the Western Conference Playoffs... Narrowly missed his first career triple-double with 19 points, nine rebounds and a season-high tying nine assists in the regular season finale, a 106-105 overtime home win over Dallas... Led the team or shared the team lead in scoring seven times, rebounding 12 times, assists 11 times, steals 17 times, blocks 30 times and minutes 22 times... Scored 10+ points 48 times and 20+ points eight times... Grabbed 10+ rebounds 10 times... Recorded 10 double-doubles.

NBA CAREER

The six-year veteran holds career averages of 13.5 points, 7.9 rebounds, 2.9 assists and 1.54 blocks on .512 shooting in 33.4 minutes in 436 games (429 starts) with the Memphis Grizzlies... The 2012-13 NBA Defensive Player of the Year... Selected to the 2012-13 All-NBA Second Team and the 2012-13 All-Defense Second Team... Named to the 2012 NBA All-Star Game, his first career selection... The all-time franchise leader in field goal percentage (.512), set the franchise single-season record for the category (.581) in 2009-10... Has led the Grizzlies in blocks per game in every season since joining the NBA... The Grizzlies' all-time postseason leader in blocks (28) and blocks per game (2.05)... Holds career postseason averages of 16.0 points, 9.1 rebounds and 2.8 assists on .484 shooting in 35 playoff games... Owns 111 career double-doubles... Draft rights were acquired by the Grizzlies from the Los Angeles Lakers on Feb. 1, 2008 in a blockbuster trade for older brother **Pau Gasol**... **2012-13 (Memphis):** Named the NBA Defensive Player of the Year after recording 14.1 points, 7.8 rebounds, a career-high 4.0 assists, 1.00 steals and 1.74 blocks on .494 shooting in 35.0 minutes in 80 games (all starts)... Also selected to the 2012-13 All-NBA Second Team and 2012-13 All-Defensive Second Team... The first Grizzlies player ever to be named Defensive Player of the Year or named to the All-NBA Second Team... Led the team in blocks for the fifth consecutive season and ranked 12th in the NBA in the category... Paced the team in free throw percentage (career-high .848), helping the Grizzlies rank inside the top 10 in the NBA in the category (.773, T-9th)... Tipped in the game-winning basket with 0.8 seconds remaining in an overtime victory on March 20 vs. Oklahoma City, his first career game winner... Posted a career-high 11 assists on March 3 at Orlando, the most by a starting center since **Marcus Camby** dished out 11 for Denver on April 5, 2008 vs. Sacramento... Tied a franchise record with a career-high eight blocks on Jan. 4 vs. Portland, setting club records with six blocks in the first quarter and seven in the first half... Made 33-straight free throws from Nov. 16-28, the second-longest streak in franchise history behind **Anthony Peeler's** 34 consecutive makes from Jan. 19-March 6, 1997... Recorded his 100th career double-double on April 12 at Houston... **2013 Playoffs:** Averaged a playoff career-high 17.2 points, 8.8 rebounds, 3.2 assists and a team-high 2.13 blocks on .454 shooting in 40.6 minutes, helping Memphis reach the Western Conference Finals for the first time in franchise history... Ranked T-17th in the league in scoring, T-15th in rebounding and fifth in blocks per game during the postseason... Blocked a franchise playoff-record six shots in Game 4 of the Western Conference Semifinals on May 13 vs. Oklahoma City... **2011-12 (Memphis):** Led the Grizzlies in rebounding (8.9) and blocks (career-high 1.86) while ranking second on the team in scoring (14.6 points) and assists (career-high 3.1) en route to his first career All-Star selection... Shot .482 from the field and averaged a career-best 36.5 minutes in 65 games (all starts)... Ranked seventh in the NBA in blocks and 17th in rebounding... Selected to the 2012 Western Conference All-Star Team as a reserve on Feb. 9, 2012, making him the third All-Star in franchise history (**Zach Randolph** in 2010-11, **Pau Gasol** in 2005-06)... Won his first career NBA Player of the Week Award for the week of Jan. 16, 2012... **2012 Playoffs:** Averaged 15.1 points, 6.7 rebounds, 3.1 assists and 1.86 blocks on .522 shooting in 37.3 minutes in seven games against the Los Angeles Clippers in the first round of the Western Conference Playoffs... **2010-11 (Memphis):** Averaged 11.7 points, 7.0 rebounds, 2.5 assists and 1.68 blocks on .527 shooting in 31.9 minutes in 81 games (all starts)... Led the team in blocks per game and finished 13th in the NBA in the category... Tied a career high with 16 rebounds on Jan. 22, 2011 at Milwaukee... **2011 Playoffs:** Recorded 15.0 points, 11.2 rebounds, 2.2 assists and 2.15 blocks on .511 shooting in 39.9 minutes in 13 games, guiding Memphis to the Western Conference Semifinals for the first time in team history... Ranked second in the NBA in rebounds, seventh in field goal percentage, fourth in blocks and 10th in minutes during the playoffs... Posted playoff career highs with 26 points and a franchise-record 21 rebounds (club-record 10 offensive) in 57 minutes in a triple-overtime loss in Game 4 of the conference semifinals on May 9, 2011 vs. Oklahoma City... Tallied 24 points (9-of-10 FG) and nine rebounds in his playoff debut in Game 1 of the first round on April 17, 2011 at San Antonio... **2009-10 (Memphis):** Established career highs in rebounding (9.3) and field goal percentage (franchise-record .581)... Averaged a career-high tying 14.6 points and 2.4 points in 35.8 minutes in 69 games (all starts)... Tied **Kevin Durant** and **George Hill** for second in the voting for the 2009-10 Most Improved Player Award... Ranked fourth in the NBA in field goal percentage and 13th in blocks (team-high 1.58)... Set a franchise record by converting 15 consecutive field goal attempts from Nov. 14-18, 2009... Selected to play in the T-Mobile Rookie Challenge for the second-straight year, registering 10 points, six rebounds and two blocks in 14 minutes on Feb. 12, 2010 in Dallas... **2008-09 (Memphis):** Led the Grizzlies in rebounding (7.4), blocks (1.10), free throws made (275), free throws attempted (375) and double-doubles (17) as a rookie... Averaged 11.9 points on .530 shooting in 30.7 minutes in 82 games (75 starts)... Set a franchise rookie record for field goal percentage and ranked 14th in the NBA in the category... Tallied 15 points and eight rebounds in the T-Mobile Rookie Challenge on Feb. 13, 2009 in Phoenix... Scored a career-high 30 points on March 7, 2009 vs. Philadelphia... Grabbed a career-high tying 16 rebounds on Nov. 3, 2008 vs. Golden State... Posted a career-high 10 assists on March 4, 2009 at LA Clippers... Recorded 27 points and 16 rebounds in the fourth game of his career on Nov. 3, 2008 vs. Golden State, making him the first player since **Shaquille O'Neal** (Nov. 12, 1992) to post a 25-point, 15-rebound game in the first five games of his NBA career... Double-doubled (12 points, 12 rebounds) in his NBA debut on Oct. 29, 2008 at Houston.

CAREER TRANSACTIONS

Drafted by the Los Angeles Lakers in the second round (48th overall) of the 2007 NBA Draft on June 28, 2007... Draft rights traded by the Los Angeles Lakers with **Kwame Brown**, **Javaris Crittenton**, **Aaron McKie**, first round draft picks in 2008 and 2010 and cash considerations to the Memphis Grizzlies for **Pau Gasol** and a 2008 second round draft pick... Signed a multi-year contract with the Memphis Grizzlies on July 9, 2008... Re-signed with the Memphis Grizzlies to a multi-year contract on Dec. 14, 2011.

NBA REGULAR SEASON STATISTICS

Season	Age	Tm	Lg	Pos	G	GS	MP	FG	FGA	FG%	3P	3PA	3P%	2P	2PA	2P%	FT	FTA	FT%	ORB	DRB	TRB	AST	STL	BLK	TOV	PF	PTS	RPG	APG	PPG
2008-09	24	MEM	NBA	C	82	75	2521	350	661	.530	0	1	.000	350	660	.530	275	375	.733	201	404	605	143	63	90	164	265	975	7.4	1.7	11.9
2009-10	25	MEM	NBA	C	69	69	2469	378	651	.581	0	1	.000	378	650	.582	252	376	.670	208	432	640	165	69	109	135	254	1008	9.3	2.4	14.6
2010-11	26	MEM	NBA	C	81	81	2586	364	691	.527	3	7	.429	361	684	.528	220	294	.748	154	415	569	200	74	136	146	265	951	7.0	2.5	11.7
2011-12	27	MEM	NBA	C	65	65	2370	357	740	.482	1	12	.083	356	728	.489	237	317	.748	120	459	579	204	62	121	121	201	952	8.9	3.1	14.6
2012-13	28	MEM	NBA	C	80	80	2796	429	869	.494	1	14	.071	428	855	.501	268	316	.848	184	438	622	318	80	139	157	255	1127	7.8	4.0	14.1
2013-14	29	MEM	NBA	C	59	59	1970	336	711	.473	2	11	.182	334	700	.477	185	241	.768	84	340	424	215	59	76	111	150	859	7.2	3.6	14.6
Career		NBA			436	429	14712	2214	4323	.512	7	46	.152	2207	4277	.516	1437	1919	.749	951	2488	3439	1245	407	671	834	1390	5872	7.9	2.9	13.5

NBA PLAYOFF STATISTICS

Season	Age	Tm	Lg	Pos	G	GS	MP	FG	FGA	FG%	3P	3PA	3P%	2P	2PA	2P%	FT	FTA	FT%	ORB	DRB	TRB	AST	STL	BLK	TOV	PF	PTS	RPG	APG	PPG
2010-11	26	MEM	NBA	C	13	13	519	72	141	.511	0	2	.000	72	139	.518	51	73	.699	41	105	146	29	14	28	26	44	195	11.2	2.2	15.0
2011-12	27	MEM	NBA	C	7	7	261	36	69	.522	0	1	.000	36	68	.529	34	43	.791	16	31	47	22	2	13	13	25	106	6.7	3.1	15.1
2012-13	28	MEM	NBA	C	15	15	609	93	205	.454	0	0	-	93	205	.454	72	90	.800	25	102	127	48	13	33	18	53	258	8.5	3.2	17.2
Career		NBA			35	35	1389	201	415	.484	0	3	.000	201	412	.488	157	206	.762	82	238	320	99	29	74	57	122	559	9.1	2.8	16.0

NBA ALL-STAR STATISTICS

Season	Tm	G	GS	MP	FG	FGA	FG%	3P	3PA	3P%	FT	FTA	FT%	ORB	TRB	AST	STL	BLK	TOV	PF	PTS	RPG	APG	PPG
2011-12	MEM	1	0	14	2	5	.400	0	0	---	0	0	---	1	3	0	0	0	1	2	4	3.0	0.0	4.0
Career		1	0	14	2	5	.400	0	0	---	0	0	---	1	3	0	0	0	1	2	4	3.0	0.0	4.0

MARC GASOL 2013-14 GAME LOG

10+ PTS 48 20+ PTS 8 10+ REB 10 10+ AST 0 3+ BLK 10 DBL-DBL 10

DATE	TM	@	OPP	WL	O	P	G	GS	MIN	FG	FGA	FG%	FG3	FG3A	FG3%	FT	FTA	FT%	OREB	DREB	REB	AST	PF	DQ	STL	TO	BLK	PTS	PPG
10/30/2013	MEM	@	SA	L	-	C	1	1	34	7	15	.467	0	0	---	0	0	---	1	8	9	2	1	0	1	2	0	14	14.0
11/01/2013	MEM	v	DET	W	1	C	2	2	37	4	8	.500	0	0	---	7	9	.778	2	6	8	5	1	0	1	2	2	15	14.5
11/02/2013	MEM	@	DAL	L	-	C	3	3	36	8	14	.571	0	1	.000	7	7	1.000	1	4	5	1	5	0	0	1	0	23	17.3
11/04/2013	MEM	v	BOS	W	-	C	4	4	35	6	10	.600	0	0	---	2	2	1.000	0	8	8	2	3	0	0	1	0	14	16.5
11/06/2013	MEM	v	NO	L	-	C	5	5	31	4	11	.364	0	0	---	3	4	.750	0	1	1	4	3	0	1	3	1	11	15.4
11/09/2013	MEM	v	GS	W	-	C	6	6	42	8	15	.533	0	0	---	2	2	1.000	2	5	7	3	4	0	1	0	3	18	15.8
11/11/2013	MEM	@	IND	L	-	C	7	7	30	5	13	.385	0	0	---	5	6	.833	0	6	6	3	2	0	2	2	1	15	15.7
11/13/2013	MEM	v	TOR	L	-	C	8	8	33	6	14	.429	0	0	---	6	8	.750	5	5	10	4	4	0	0	0	0	18	16.0
11/15/2013	MEM	@	LAL	W	-	C	9	9	42	6	15	.400	0	0	---	6	6	1.000	1	7	8	8	2	0	3	1	3	18	16.2
11/17/2013	MEM	@	SAC	W	-	C	10	10	39	8	14	.571	0	0	---	3	3	1.000	1	7	8	9	2	0	0	3	0	19	16.5
11/18/2013	MEM	@	LAC	W	-	C	11	11	41	8	22	.364	0	0	---	7	8	.875	2	7	9	8	3	0	2	3	0	23	17.1
11/20/2013	MEM	@	GS	W	1	C	12	12	39	6	14	.429	0	0	---	6	6	1.000	4	7	11	4	3	0	1	3	4	18	17.2
11/22/2013	MEM	v	SA	L	-	C	13	13	10	1	3	.333	0	0	---	0	0	---	1	1	2	3	0	0	0	1	0	2	16.0
11/25/2013	MEM	v	HOU	L	-	INA	(MCL sprain, left knee)																						
11/27/2013	MEM	@	BOS	W	-	INA	(MCL sprain, left knee)																						
11/30/2013	MEM	v	BRK	L	-	INA	(MCL sprain, left knee)																						
12/03/2013	MEM	v	PHO	W	-	INA	(MCL sprain, left knee)																						
12/05/2013	MEM	v	LAC	L	-	INA	(MCL sprain, left knee)																						
12/07/2013	MEM	v	GS	L	-	INA	(MCL sprain, left knee)																						
12/09/2013	MEM	v	ORL	W	-	INA	(MCL sprain, left knee)																						
12/11/2013	MEM	v	OKC	L	-	INA	(MCL sprain, left knee)																						
12/13/2013	MEM	@	NO	L	-	INA	(MCL sprain, left knee)																						
12/15/2013	MEM	v	MIN	L	-	INA	(MCL sprain, left knee)																						
12/17/2013	MEM	v	LAL	L	-	INA	(MCL sprain, left knee)																						
12/18/2013	MEM	@	DAL	L	-	INA	(MCL sprain, left knee)																						
12/21/2013	MEM	@	NY	W	-	INA	(MCL sprain, left knee)																						
12/23/2013	MEM	v	UTA	W	-	INA	(MCL sprain, left knee)																						
12/26/2013	MEM	@	HOU	L	-	INA	(MCL sprain, left knee)																						
12/28/2013	MEM	v	DEN	W	-	INA	(MCL sprain, left knee)																						
12/30/2013	MEM	v	CHI	L	-	INA	(MCL sprain, left knee)																						
01/02/2014	MEM	@	PHO	W	-	INA	(MCL sprain, left knee)																						
01/03/2014	MEM	@	DEN	L	-	INA	(MCL sprain, left knee)																						
01/05/2014	MEM	@	DET	W	-	INA	(MCL sprain, left knee)																						
01/07/2014	MEM	v	SA	L	1	INA	(MCL sprain, left knee)																						
01/10/2014	MEM	v	PHO	W	-	INA	(MCL sprain, left knee)																						
01/12/2014	MEM	v	ATL	W	-	INA	(MCL sprain, left knee)																						
01/14/2014	MEM	v	OKC	W	-	C	14	14	24	3	7	.429	0	0	---	6	8	.750	0	4	4	1	2	0	0	1	0	12	15.7
01/15/2014	MEM	@	MIL	W	-	C	15	15	14	0	4	.000	0	0	---	0	0	---	1	4	5	0	0	0	0	2	0	0	14.7
01/17/2014	MEM	v	SAC	W	-	C	16	16	31	7	13	.538	0	0	---	2	2	1.000	1	2	3	2	5	0	2	1	4	16	14.8
01/20/2014	MEM	v	NO	L	-	C	17	17	36	4	12	.333	0	0	---	6	8	.750	1	7	8	4	3	0	1	5	0	14	14.7
01/24/2014	MEM	@	HOU	W	-	C	18	18	31	3	7	.429	0	1	.000	3	4	.750	1	6	7	2	3	0	0	2	1	9	14.4
01/25/2014	MEM	v	HOU	W	-	C	19	19	24	2	6	.333	0	0	---	2	2	1.000	1	4	5	2	4	0	0	0	1	6	13.9
01/28/2014	MEM	@	POR	W	-	C	20	20	35	7	13	.538	0	0	---	1	1	1.000	0	8	8	4	3	0	3	5	1	15	14.0
01/29/2014	MEM	@	SAC	W	-	C	21	21	33	6	10	.600	0	0	---	0	2	.000	3	2	5	5	0	0	0	1	2	12	13.9
01/31/2014	MEM	@	MIN	W	-	C	22	22	40	4	10	.400	0	0	---	1	1	1.000	0	6	6	2	2	0	2	1	2	9	13.7
02/01/2014	MEM	v	MIL	W	-	C	23	23	31	9	15	.600	0	0	---	1	4	.250	1	5	6	2	4	0	0	1	2	19	13.9
02/03/2014	MEM	@	OKC	L	-	C	24	24	38	5	11	.455	0	0	---	3	4	.750	0	3	3	1	2	0	0	1	0	13	13.8
02/05/2014	MEM	v	DAL	L	-	C	25	25	38	3	6	.500	0	0	---	6	8	.750	1	3	4	5	4	0	2	6	0	12	13.8
02/08/2014	MEM	@	ATL	W	-	C	26	26	39	4	14	.286	0	0	---	0	0	---	0	8	8	7	3	0	0	1	1	8	13.6
02/09/2014	MEM	@	CLE	L	1	C	27	27	40	3	11	.273	0	0	---	2	2	1.000	1	8	9	5	2	0	3	3	4	8	13.4
02/11/2014	MEM	v	WAS	W	-	C	28	28	34	7	11	.636	0	0	---	4	4	1.000	1	6	7	3	3	0	2	3	0	18	13.5
02/12/2014	MEM	@	ORL	W	-	C	29	29	23	2	5	.400	0	0	---	0	0	---	1	4	5	1	2	0	1	0	0	4	13.2
02/18/2014	MEM	v	NY	W	-	C	30	30	26	4	7	.571	0	0	---	0	0	---	3	4	7	4	4	0	0	1	2	8	13.0
02/21/2014	MEM	v	LAC	W	-	C	31	31	31	7	16	.438	0	0	---	3	4	.750	2	8	10	3	4	0	1	2	4	17	13.2
02/22/2014	MEM	@	CHA	L	-	C	32	32	38	5	15	.333	0	0	---	5	6	.833	0	3	3	4	5	0	3	0	1	15	13.2
02/26/2014	MEM	v	LAL	W	-	C	33	33	32	6	10	.600	0	0	---	2	3	.667	3	9	12	5	3	0	1	2	14	13.2	
02/28/2014	MEM	@	OKC	L	-	C	34	34	33	7	10	.700	0	0	---	3	5	.600	0	3	3	3	2	0	1	2	1	17	13.4
03/01/2014	MEM	v	CLE	W	-	C	35	35	40	8	14	.571	1	1	1.000	5	6	.833	0	8	8	6	2	0	0	2	1	22	13.6
03/03/2014	MEM	@	WAS	W	-	C	36	36	34	4	10	.400	0	0	---	2	4	.500	2	5	7	8	1	0	3	2	3	10	13.5
03/05/2014	MEM	@	BRK	L	-	C	37	37	28	7	14	.500	0	0	---	4	5	.800	3	4	7	1	2	0	2	2	1	18	13.6
03/07/2014	MEM	@	CHI	W	-	C	38	38	33	8	16	.500	0	0	---	2	2	1.000	1	9	10	1	3	0	0	5	3	18	13.7
03/08/2014	MEM	v	CHA	W	-	C	39	39	25	5	12	.417	0	0	---	4	4	1.000	1	8	9	3	1	0	0	2	2	14	13.7
03/11/2014	MEM	v	POR	W	-	C	40	40	38	8	14	.571	0	1	.000	3	5	.600	0	9	9	7	3	0	0	2	1	19	13.9
03/12/2014	MEM	@	NO	W	-	C	41	41	39	5	12	.417	0	1	.000	5	6	.833	2	7	9	4	3	0	1	4	1	15	13.9
03/14/2014	MEM	@	TOR	L	-	C	42	42	33	3	8	.375	0	0	---	2	2	1.000	1	2	3	5	1	0	1	1	4	8	13.8
03/15/2014	MEM																												



James Johnson

Position: Forward • **Height:** 6-9 • **Weight:** 245 lbs.

NBA Experience: 5 seasons

Born: February 20, 1987 (Age 27) in Cheyenne, Wyoming

College: Wake Forest University

Draft: Chicago Bulls, 1st round (16th pick, 16th overall), 2009 NBA Draft

3

2013-14 SEASON

One of the most impactful NBA Development League signings of the season, averaged 7.4 points, 3.2 rebounds, 2.1 assists, 0.81 steals and 1.10 blocks on .464 shooting in 18.4 minutes in 52 games (four starts) for Memphis... Called by the Grizzlies from the D-League's Rio Grande Valley Vipers on Dec. 16... Led the NBA in blocks on opponent three-point attempts (16)... Averaged 7.3 points, 5.8 rebounds, 2.5 assists, 1.00 steals and 2.00 blocks on .440 shooting in 28.0 minutes as a starter, with Memphis winning all four games with Johnson in the starting five... Recorded his lone double-double of the season with 13 points and a season-high 10 rebounds on Dec. 30 vs. Chicago... Scored 15 points on Jan. 7 vs. San Antonio, including a pull-up, game-tying three-pointer in transition with 13.0 seconds remaining in regulation, which helped force overtime... Recorded multiple blocks in a career-high eight consecutive games from Jan. 7-24... Posted 15 points, six rebounds five assists, two steals and a career-high tying six blocks on Jan. 15 vs. Milwaukee, becoming the 18th player in the last 29 NBA seasons to put up such a final stat line... Dished out a career-high eight assists on Jan. 25 vs. Houston... Scored 13 of his 15 points in the second quarter in a Feb. 21 home win over the Los Angeles Clippers... Posted a season-high 20 points on April 6 at San Antonio... Led the team or shared the team lead in scoring three times, rebounds once, assists six times, steals nine times, blocks 19 times and minutes once... Scored 10+ points 18 times and 20+ points once... Grabbed 10+ rebounds once... Posted one double-double... Missed one game on March 3 at Washington with a sprained right ankle... DNP (coach's Decision) six times... **D-LEAGUE (Rio Grande Valley):** Averaged 18.5 points, 9.1 rebounds, 4.8 assists, 1.90 steals and 3.40 blocks on .496 shooting in 29.9 minutes in 10 games (all starts) with the Rio Grande Valley Vipers... At the time of his call-up, was the only D-League player to rank in the top 15 in scoring (14th), rebounding (12th) and assists (14th) while also placing third in blocks and tied for seventh in steals by average... Scored 10+ points eight times and 20+ points six times, including a D-League season-high 24 points on Dec. 13 at Texas, Dec. 12 at Austin, Nov. 29 vs. Tulsa and Nov. 23 at Los Angeles... Grabbed 10-plus rebounds seven times, including a D-League season-high 16 rebounds on Dec. 12 at Austin... Recorded seven double-doubles and five 20-10 games.

NBA CAREER

The five-year veteran holds career averages of 6.5 points, 3.2 rebounds, 1.6 assists and 1.00 blocks on .447 shooting in 18.4 minutes in 271 games (91 starts) for the Chicago Bulls, Toronto Raptors, Sacramento Kings and Memphis Grizzlies... Has appeared in four postseason games with the Chicago Bulls... Holds NBA Development League career averages of 18.8 points, 9.0 rebounds, 4.6 assists, 1.50 steals and 3.00 blocks on .513 shooting in 18 games (all starts) for the Iowa Energy and Rio Grande Valley Vipers... Has four career double-doubles... **2012-13 (Sacramento):** Finished his fourth NBA season and first in Sacramento averaging 5.1 points, 2.7 rebounds, 1.1 assists and 0.93 blocks on .413 shooting in 16.3 minutes in 54 games (11 starts)... Scored in double figures 10 times, including a season-high 17 points on Dec. 28, 2012 vs. New York... **2011-12 (Toronto):** Enjoyed his best season as a pro, averaging career highs in scoring (9.1 points), rebounding (4.7), steals (1.15), blocks (1.35) and minutes (25.2) in 62 games (40 starts)... One of seven qualifying players to average at least one steal and one block per game, joining **Kevin Durant, Dwight Howard, Dwyane Wade, Josh Smith, DeMarcus Cousins and Kenyon Martin**... Scored a career-high 23 points on Jan. 20, 2012 vs. Portland... Set career highs for field goals made (10) and rebounds (13) on April 23, 2012 at Milwaukee... Recorded a career-best six steals on Dec. 28, 2011 vs. Indiana and posted a personal-best six blocks on Jan. 25, 2012 at Utah... **2010-11 (Chicago/Toronto):** Averaged 7.1 points, 3.7 rebounds, a career-high 2.3 assists and 0.97 blocks on .456 shooting in 21.6 minutes in 38 games (25 starts), splitting his second season between Chicago and Toronto... Recorded 3.2 points, 1.8 rebounds and 1.1 assists on .415 shooting in 9.5 minutes in 13 games with the Bulls... Upped his averages to 9.2 points, 4.7 rebounds and 3.0 assists on .464 shooting in 28.0 minutes in 25 games (all starts) after the trade to the Raptors... Averaged 19.3 points, 8.9 rebounds, 4.3 assists, 1.00 steals and 2.50 blocks on .535 shooting in 32.1 minutes in eight games (all starts) with the D-League's Iowa Energy... Tallied 31 points, 14 rebounds, seven assists and six blocks on 12-of-16 shooting in 40 minutes on Feb. 2, 2011 at Rio Grande Valley... **2009-10 (Chicago):** Averaged 3.9 points, 2.0 rebounds and 0.7 assists on .452 shooting in 11.6 minutes in 65 games (11 starts) as a rookie for Chicago... **2010 Playoffs:** Logged one rebound and one assist over 20 minutes in four postseason games with Chicago.

CAREER TRANSACTIONS

The early-entry candidate was drafted by the Chicago Bulls in the first round (16th overall) of the 2009 NBA Draft on June 25, 2009... Traded by the Chicago Bulls to the Toronto Raptors for a 2011 first round draft pick on Feb. 22, 2011... Traded by the Toronto Raptors to the Sacramento Kings for a 2014 second round draft pick on July 16, 2012... Signed as a free agent by the Atlanta Hawks on Sept. 21, 2013... Waived by the Atlanta Hawks on Oct. 21, 2013... Signed as a free agent by the Memphis Grizzlies on Dec. 16, 2013.

NBA REGULAR SEASON STATISTICS

Season	Age	Tm	Lg	Pos	G	GS	MP	FG	FGA	FG%	3P	3PA	3P%	2P	2PA	2P%	FT	FTA	FT%	ORB	DRB	TRB	AST	STL	BLK	TOV	PF	PTS	RPG	APG	PPG
2009-10	22	CHI	NBA	PF	65	11	757	95	210	.452	15	46	.326	80	164	.488	51	70	.729	34	94	128	48	21	43	62	126	256	2.0	0.7	3.9
2010-11	23	TOT	NBA	SF	38	25	822	108	237	.456	8	34	.235	100	203	.493	47	71	.662	37	105	142	89	33	37	64	95	271	3.7	2.3	7.1
2010-11	23	CHI	NBA	SF	13	0	123	17	41	.415	2	9	.222	15	32	.469	6	13	.462	6	18	24	14	8	9	18	25	42	1.8	1.1	3.2
2010-11	23	TOR	NBA	SF	25	25	699	91	196	.464	6	25	.240	85	171	.497	41	58	.707	31	87	118	75	25	28	46	70	229	4.7	3.0	9.2
2011-12	24	TOR	NBA	SF	62	40	1561	233	518	.450	19	60	.317	214	458	.467	81	115	.704	74	218	292	122	71	84	101	177	566	4.7	2.0	9.1
2012-13	25	SAC	NBA	SF	54	11	878	117	283	.413	2	21	.095	115	262	.439	40	67	.597	49	96	145	58	41	50	68	99	276	2.7	1.1	5.1
2013-14	26	MEM	NBA	SF	52	4	956	143	308	.464	22	87	.253	121	221	.548	76	90	.844	60	106	166	111	42	57	66	102	384	3.2	2.1	7.4
Career			NBA		271	91	4974	696	1556	.447	66	248	.266	630	1308	.482	295	413	.714	254	619	873	428	208	271	361	599	1753	3.2	1.6	6.5
2 seasons		TOR	NBA		87	65	2260	324	714	.454	25	85	.294	299	629	.475	122	173	.705	105	305	410	197	96	112	147	247	795	4.7	2.3	9.1
2 seasons		CHI	NBA		78	11	880	112	251	.446	17	55	.309	95	196	.485	57	83	.687	40	112	152	62	29	52	80	151	298	1.9	0.8	3.8
1 season		SAC	NBA		54	11	878	117	283	.413	2	21	.095	115	262	.439	40	67	.597	49	96	145	58	41	50	68	99	276	2.7	1.1	5.1
1 season		MEM	NBA		52	4	956	143	308	.464	22	87	.253	121	221	.548	76	90	.844	60	106	166	111	42	57	66	102	384	3.2	2.1	7.4

NBA PLAYOFF STATISTICS

Season	Age	Tm	Lg	Pos	G	GS	MP	FG	FGA	FG%	3P	3PA	3P%	2P	2PA	2P%	FT	FTA	FT%	ORB	DRB	TRB	AST	STL	BLK	TOV	PF	PTS	RPG	APG	PPG
2009-10	22	CHI	NBA	PF	4	0	20	0	2	.000	0	1	.000	0	1	.000	0	0	-	1	0	1	1	0	0	2	11	0	0.3	0.3	0.0
Career			NBA		4	0	20	0	2	.000	0	1	.000	0	1	.000	0	0	-	1	0	1	1	0	0	2	11	0	0.3	0.3	0.0

JAMES JOHNSON 2013-14 GAME LOG

10+ PTS	18	20+ PTS	1	10+ REB	1	3+ FGM	1	3+ BLK	6	DBL-DBL	1																		
DATE	TM	@	OPP	WL	O	P	G	GS	MIN	FG	FGA	FG%	FG3	FG3A	FG3%	FT	FTA	FT%	OREB	DREB	REB	AST	PF	DQ	STL	TO	BLK	PTS	PPG
12/17/2013	MEM	v	LAL	.L	-	-	1	0	4	0	1	.000	0	1	.000	2	2	1.000	0	0	0	0	0	0	0	0	0	2	2.0
12/18/2013	MEM	@	DAL	.L	-	-	2	0	20	3	5	.600	3	3	1.000	2	2	1.000	0	2	2	2	1	0	1	1	0	11	6.5
12/21/2013	MEM	@	NY	W.	-	F	3	1	30	2	2	1.000	1	1	1.000	0	0	---	2	6	8	3	4	0	2	2	0	5	6.0
12/23/2013	MEM	v	UTA	W.	-	F	4	2	33	4	10	.400	1	5	.200	0	0	---	3	2	5	2	1	0	1	1	4	9	6.8
12/26/2013	MEM	@	HOU	.L	-	-	5	2	28	5	8	.625	1	4	.250	1	2	.500	2	3	5	0	5	0	3	1	1	12	7.8
12/28/2013	MEM	v	DEN	W.	-	-	6	2	23	5	7	.714	1	2	.500	3	3	1.000	3	4	7	6	2	0	1	0	1	14	8.8
12/30/2013	MEM	v	CHI	.L	-	-	7	2	24	4	13	.308	0	2	.000	5	6	.833	3	7	10	3	6	1	2	1	3	13	9.4
01/02/2014	MEM	@	PHO	W.	-	-	8	2	22	3	7	.429	0	2	.000	0	0	---	2	4	6	1	4	0	1	4	2	6	9.0
01/03/2014	MEM	@	DEN	.L	-	-	9	2	13	1	3	.333	0	0	---	2	2	1.000	2	1	3	2	0	0	2	2	0	4	8.4
01/05/2014	MEM	@	DET	W.	-	-	10	2	16	0	2	.000	0	0	---	0	0	---	0	2	2	3	0	0	0	0	1	0	7.6
01/07/2014	MEM	v	SA	.L	1	-	11	2	32	7	18	.389	1	6	.167	0	0	---	2	2	4	5	2	0	1	3	2	15	8.3
01/10/2014	MEM	v	PHO	W.	-	-	12	2	29	4	7	.571	1	2	.500	0	0	---	0	4	4	2	3	0	0	3	2	9	8.3
01/12/2014	MEM	v	ATL	W.	-	-	13	2	26	3	7	.429	1	3	.333	0	0	---	1	3	4	3	0	0	3	1	2	7	8.2
01/14/2014	MEM	v	OKC	W.	-	-	14	2	20	2	5	.400	0	2	.000	0	0	---	1	2	3	3	2	0	2	0	2	4	7.9
01/15/2014	MEM	@	MIL	W.	-	-	15	2	28	7	13	.538	1	3	.333	0	0	---	2	4	6	5	2	0	2	0	6	15	8.4
01/17/2014	MEM	v	SAC	W.	-	-	16	2	21	3	10	.300	1	3	.333	0	0	---	2	2	4	4	4	0	1	2	2	7	8.3
01/20/2014	MEM	v	NO	.L	-	-	17	2	15	1	3	.333	0	1	.000	0	0	---	0	3	3	1	3	0	0	2	2	2	7.9
01/24/2014	MEM	@	HOU	W.	-	-	18	2	25	5	9	.556	0	1	.000	0	1	.000	2	5	7	5	2	0	1	3	2	10	8.1
01/25/2014	MEM	v	HOU	W.	-	-	19	2	25	5	12	.417	1	3	.333	1	2	.500	2	2	4	8	4	0	4	2	0	12	8.3
01/28/2014	MEM	@	POR	W.	-	-	20	2	17	1	2	.500	0	1	.000	2	2	1.000	3	3	6	1	4	0	0	3	0	4	8.1
01/29/2014	MEM	@	SAC	W.	-	-	21	2	15	1	3	.333	0	1	.000	2	2	1.000	0	2	2	1	2	0	1	2	0	4	7.9
01/31/2014	MEM	@	MIN	W.	-	-	22	2	13	1	4	.250	0	2	.000	0	0	---	2	1	3	2	1	0	1	1	2	2	7.6
02/01/2014	MEM	v	MIL	W.	-	-	23	2	23	7	13	.538	0	0	---	0	0	---	4	0	4	2	2	0	0	2	2	14	7.9
02/03/2014	MEM	@	OKC	.L	-	-	24	2	24	4	8	.500	0	2	.000	0	0	---	2	4	6	4	4	0	0	3	2	8	7.9
02/05/2014	MEM	v	DAL	.L	-	-	25	2	25	6	11	.545	2	4	.500	3	4	.750	0	1	1	1	3	0	0	1	4	17	8.2
02/08/2014	MEM	@	ATL	W.	-	-	26	2	20	4	9	.444	0	1	.000	0	0	---	2	2	4	3	1	0	2	2	0	8	8.2
02/09/2014	MEM	@	CLE	.L	1	-	27	2	24	4	12	.333	0	2	.000	7	7	1.000	1	3	4	1	2	0	1	1	0	15	8.5
02/11/2014	MEM	v	WAS	W.	-	-	28	2	25	3	5	.600	0	1	.000	7	10	.700	1	1	2	1	1	0	2	1	1	13	8.6
02/12/2014	MEM	@	ORL	W.	-	-	29	2	22	1	3	.333	0	1	.000	2	2	1.000	2	1	3	2	1	0	0	1	3	4	8.5
02/18/2014	MEM	v	NY	W.	-	-	30	2	12	0	2	.000	0	0	---	3	4	.750	1	2	3	0	5	0	0	2	0	3	8.3
02/21/2014	MEM	v	LAC	W.	-	-	31	2	18	6	10	.600	0	1	.000	3	3	1.000	1	3	4	3	2	0	0	0	1	15	8.5
02/22/2014	MEM	@	CHA	.L	-	-	32	2	10	1	2	.500	0	1	.000	4	4	1.000	0	2	2	0	3	0	0	3	0	6	8.4
02/26/2014	MEM	v	LAL	W.	-	-	33	2	22	4	8	.500	0	1	.000	6	8	.750	1	3	4	3	3	0	1	2	1	14	8.6
02/28/2014	MEM	@	OKC	.L	-	-	34	2	22	4	8	.500	1	2	.500	2	2	1.000	0	1	1	3	1	0	2	0	0	11	8.7
03/01/2014	MEM	v	CLE	W.	-	-	35	2	7	1	3	.333	0	2	.000	0	0	---	0	0	0	1	0	0	1	0	0	2	8.5
03/03/2014	MEM	@	WAS	W.	-	DNP (Coach's Decision)																							
03/05/2014	MEM	@	BRK	.L	-	-	36	2	14	3	7	.429	2	3	.667	4	4	1.000	1	0	1	1	0	0	0	1	0	12	8.6
03/07/2014	MEM	@	CHI	W.	-	DNP (Coach's Decision)																							
03/08/2014	MEM	v	CHA	W.	-	-	37	2	5	0	0	---	0	0	---	0	0	---	0	1	1	0	1	0	0	1	0	0	8.4
03/11/2014	MEM	v	POR	W.	-	DNP (Coach's Decision)																							
03/12/2014	MEM	@	NO	W.	-	-	38	2	13	2	3	.667	0	1	.000	0	0	---	0	2	2	1	0	0	1	0	2	4	8.2
03/14/2014	MEM	@	TOR	.L	-	-	39	2	1	0	0	---	0	0	---	0	0	---	0	0	0	0	0	0	0	0	0	0	8.0
03/15/2014	MEM	@	PHI	W.	-	-	40	2	15	2	4	.500	1	3	.333	2	2	1.000	0	1	1	2	3	0	1	1	0	7	8.0
03/19/2014	MEM	v	UTA	W.	-	DNP (Coach's Decision)																							
03/21/2014	MEM	@	MIA	.L	-	-	41	2	10	2	3	.667	0	1	.000	1	2	.500	1	0	1	1	2	0	0	0	0	5	7.9
03/22/2014	MEM	v	IND	W.	-	-	42	2	2	0	0	---	0	0	---	0	0	---	0	0	0	1	0	0	0	0	1	0	7.7
03/24/2014	MEM	v	MIN	W.	-	-	43	2	25	2	7	.286	0	2	.000	0	0	---	2	1	3	5	0	0	0	3	2	4	7.7
03/26/2014	MEM	@	UTA	W.	-	-	44	2	18	1	4	.250	0	1	.000	0	0	---	1	1	2	1	4	0	0	2	0	2	7.5
03/28/2014	MEM	@	GS	.L	-	-	45	2	10	1	2	.500	0	0	---	0	0	---	0	0	0	1	0	0	0	1	0	2	7.4
03/30/2014	MEM	@	POR	.L	-	-	46	2	12	3	5	.600	1	3	.333	1	2	.500	1	2	3	2	2	0	1	0	0	8	7.4
03/31/2014	MEM	@	DEN	W.	-	DNP (Coach's Decision)																							
04/02/2014	MEM	@	MIN	.L	-	-	47	2	15	3	4	.750	0	0	---	2	2	1.000	0	1	1	2	2	0	0	0	0	8	7.4
04/04/2014	MEM	v	DEN	W.	-	-	48	2	2	0	0	---	0	0	---	0	0	---	0	0	0	0	0	0	0	0	0	0	7.3
04/06/2014	MEM	@	SA	.L	-	-	49	2	32	7	11	.636	2	4	.500	4	4	1.000	2	3	5	3	5	0	0	1	0	20	7.5
04/09/2014	MEM	v	MIA	W.	-	F	50	3	24	1	5	.200	0	2	.000	3	4	.750	1	3	4	3	2	0	1	2	3	5	7.5
04/11/2014	MEM	v	PHI	W.	-	F	51	4	25	4	8	.500	0	1	.000	2	2	1.000	2	4	6	2	1	0	0	2	1	10	7.5
04/13/2014	MEM	@	LAL	W.	-	-	52	4	1	0	0	---	0	0	---	0	0	---	0	0	0	0	0	0	0	0	0	0	7.4
04/14/2014	MEM	@	PHO	W.	-	DNP (Coach's Decision)																							
04/16/2014	MEM	v	DAL	W.	1	DNP (Coach's Decision)																							
TOTALS							52	4	956	143	308	.464	22	87	.253	76	90	.844	60	106	166	111	102	1	42	66	57	384	7.4

2013-2014 Regular Season Single-Game Highs

MIN	33	12/23/2013,	MEM	vs	UTA
FG	7	04/06/2014,	MEM	at	SAS (4x)
FGA	18	01/07/2014,	MEM	vs	SAS
3FG	3	12/18/2013,	MEM	at	DAL
3FGA	6	01/07/2014,	MEM	vs	SAS
FT	7	02/11/2014,	MEM	vs	WAS (2x)
FTA	10	02/11/2014,	MEM	vs	SAS
OREB	4	02/01/2014,	MEM	vs	MIL
DREB	7	12/30/2013,	MEM	vs	CHI
REB	10	12/30/2013,	MEM	vs	CHI
AST	8	01/25/2014,	MEM	vs	HOU
STL	4	01/25/2014,	MEM	vs	HOU
TO	4	01/02/2014,	MEM	at	PHO
BLK	6	01/15/2014,	MEM	at	MIL
PTS	20	04/06/2014,	MEM	at	SAS



Kosta Koufos

Position: Center • **Height:** 7-0 • **Weight:** 265 lbs.

NBA Experience: 6 seasons

Born: February 24, 1989 (Age 25) in Canton, Ohio

College: Ohio State University

Draft: Utah Jazz, 1st round (23rd pick, 23rd overall), 2008 NBA Draft

41

2013-14 SEASON

Finished his first season in Memphis and sixth in the NBA with averages of 6.4 points, 5.2 rebounds and 0.89 blocks on .495 shooting in 16.9 minutes in 80 games (22 starts)... Averaged 8.8 points, 8.5 rebounds and 1.23 blocks on .459 shooting in 24.2 minutes in 22 starts after **Marc Gasol's** MCL sprain forced him to miss 23 games... Averaged 5.5 points, 4.0 rebounds and 0.76 blocks on .518 shooting in 14.1 minutes in 58 games in reserve... Set career highs in assists (39), assist average (0.5) and free throws made (60)... Hauled in 13 rebounds in each of his first two starts of the season on Nov. 25 vs. Houston and Nov. 27 at Boston... Posted his first double-double with the Grizzlies with 10 points and 11 rebounds in a career-high 40 minutes on Nov. 30 vs. Brooklyn... Tallied 14 points and 12 rebounds in the next game on Dec. 3 vs. Phoenix, putting together consecutive double-doubles for the first time in his career... Scored a season-high 17 points on Dec. 5 vs. LA Clippers, making a career-best seven free throws... Corralled a career-high tying 16 rebounds on Dec. 7 vs. Golden State... Scored 12 points in three consecutive games from March 5-8, adding 10 boards on March 8 vs. Charlotte for his lone double-double off the bench this season... Led the team or tied for the team lead in scoring once, rebounding eight times, steals six times, blocks 24 times and minutes twice... Scored 10+ points 17 times... Grabbed 10+ rebounds eight times... Recorded four double-doubles... DNP (Coach's Decision) twice.

NBA CAREER

The six-year veteran holds career averages of 5.4 points, 4.5 rebounds and 0.80 blocks on .533 shooting in 15.0 minutes in 343 games (136 starts) for the Utah Jazz, Minnesota Timberwolves, Denver Nuggets and Memphis Grizzlies... Owns career postseason averages of 1.7 points and 2.2 rebounds on .394 shooting in 8.4 minutes in 19 playoff games (four starts)... Holds career NBA Development League averages of 17.6 points, 8.9 rebounds and 1.8 rebounds on .576 shooting in 30.2 minutes in 15 games (14 starts) for the Utah Flash... Has 13 career double-doubles... **2012-13 (Denver):** Completed his fifth NBA season averaging career highs across the board with 8.0 points, 6.9 rebounds, 1.27 blocks and 22.4 minutes... Appeared in a career-high 81 games (all starts)... Shot .581 from the field... Scored a career-high 22 points on 10-of-11 shooting in 26 minutes on March 11 at Phoenix... Posted 18 points and a career-high 16 rebounds on March 15 vs. Memphis... Tied a career high with five blocks on Nov. 10 at Golden State and Dec. 22 vs. Charlotte... **2013 Playoffs:** Averaged 3.3 points and 3.5 rebounds in 16.7 minutes in six games in Denver's first-round playoff series against Golden State... **2011-12 (Denver):** Continued his improvement in his first full season in Denver, averaging 5.5 points, 5.4 rebounds and 0.85 blocks on .599 shooting in 16.5 minutes in 48 games (24 starts)... Posted his first career double-double with 10 points and 11 boards in 24 minutes on Jan. 4, 2012 vs. Sacramento... **2012 Playoffs:** Averaged 3.7 rebounds in 8.7 minutes in three games in Denver's first-round series with the Los Angeles Lakers... **2010-11 (Minnesota/Denver):** Recorded 3.2 points and 2.6 rebounds in 8.7 minutes in 50 games (two starts), splitting the season between Minnesota and Denver... Traded by the Timberwolves to the Nuggets in a three-team, 13-player trade that also included the New York Knicks... Averaged 2.7 points and 2.5 rebounds on .435 shooting in 39 games (one start) with Minnesota... Posted 4.9 points and 3.0 rebounds on .500 shooting in 8.9 minutes in 11 games (one start) with Denver... **2011 Playoffs:** Scored two points in two minutes on April 20, 2011 vs. Oklahoma City in Game 2 of the first round... **2009-10 (Utah):** Averaged 1.5 points and 1.3 rebounds in 4.5 minutes in 36 games... Assigned to the D-League's Utah Flash two times from Jan. 25-28 and March 8-22... Posted 19.4 points, 9.8 rebounds and 1.60 blocks on .595 shooting in 31.4 minutes in five games (four starts) for the Flash... **2010 Playoffs:** Averaged 0.9 points and 1.0 minutes in 3.4 minutes in nine postseason games... **2008-09 (Utah):** Averaged 4.7 points and 2.9 rebounds on .508 shooting in 11.8 minutes in 48 games (seven starts) as a rookie... Averaged 16.7 points, 8.4 rebounds, 2.0 assists and 2.60 blocks on .566 shooting in 29.6 minutes in 10 games with the D-League's Utah Flash.

CAREER TRANSACTIONS

The early-entry candidate was drafted by the Utah Jazz in the first round (23rd overall) of the 2008 NBA Draft on June 26, 2008... Traded by the Utah Jazz with two future first round draft picks to the Minnesota Timberwolves for **Al Jefferson** on July 13, 2010... As part of a three-team trade, traded by the Minnesota Timberwolves to the Denver Nuggets; the Denver Nuggets traded a 2015 second round draft pick to the Minnesota Timberwolves and traded **Carmelo Anthony**, **Renaldo Balkman**, **Chauncey Billups**, **Anthony Carter** and **Shelden Williams** to the New York Knicks; the Minnesota Timberwolves traded **Corey Brewer** to the New York Knicks; the New York Knicks traded **Wilson Chandler**, **Raymond Felton**, **Danilo Gallinari**, **Timofey Mozgov**, a 2012 second round draft pick, a 2013 second round draft pick, a 2014 first round draft pick and cash considerations to the Denver Nuggets; the New York Knicks traded **Eddy Curry**, **Anthony Randolph** and cash considerations to the Minnesota Timberwolves on Feb. 22, 2011... Traded by the Denver Nuggets to the Memphis Grizzlies for **Darrell Arthur** and the draft rights to **Joffrey Lauvergne** (55th overall in the 2013 NBA Draft) on June 27, 2013.

NBA REGULAR SEASON STATISTICS

Season	Age	Tm	Lg	Pos	G	GS	MP	FG	FGA	FG%	3P	3PA	3P%	2P	2PA	2P%	FT	FTA	FT%	ORB	DRB	TRB	AST	STL	BLK	TOV	PF	PTS	RPG	APG	PPG
2008-09	19	UTA	NBA	C	48	7	565	94	185	.508	0	0	-	94	185	.508	36	51	.706	50	88	138	20	12	31	26	70	224	2.9	0.4	4.7
2009-10	20	UTA	NBA	C	36	0	172	22	47	.468	0	0	-	22	47	.468	9	15	.600	16	29	45	6	2	4	15	26	53	1.3	0.2	1.5
2010-11	21	TOT	NBA	C	50	2	434	68	150	.453	0	2	.000	68	148	.459	24	43	.558	57	73	130	7	10	25	31	59	160	2.6	0.1	3.2
2010-11	21	MIN	NBA	C	39	1	336	47	108	.435	0	2	.000	47	106	.443	12	24	.500	42	55	97	7	8	20	25	50	106	2.5	0.2	2.7
2010-11	21	DEN	NBA	C	11	1	98	21	42	.500	0	0	-	21	42	.500	12	19	.632	15	18	33	0	2	5	6	9	54	3.0	0.0	4.9
2011-12	22	DEN	NBA	C	48	24	792	115	192	.599	0	0	-	115	192	.599	33	55	.600	95	163	258	15	24	41	33	96	263	5.4	0.3	5.5
2012-13	23	DEN	NBA	C	81	81	1817	295	508	.581	0	1	.000	295	507	.582	58	104	.558	211	351	562	32	44	103	53	246	648	6.9	0.4	8.0
2013-14	24	MEM	NBA	C	80	22	1349	227	459	.495	0	0	-	227	459	.495	60	93	.645	160	258	418	39	32	71	67	182	514	5.2	0.5	6.4
Career		NBA			343	136	5129	821	1541	.533	0	3	.000	821	1538	.534	220	361	.609	589	962	1551	119	124	275	225	679	1862	4.5	0.3	5.4
3 seasons		DEN	NBA		140	106	2707	431	742	.581	0	1	.000	431	741	.582	103	178	.579	321	532	853	47	70	149	92	351	965	6.1	0.3	6.9
2 seasons		UTA	NBA		84	7	737	116	232	.500	0	0	-	116	232	.500	45	66	.682	66	117	183	26	14	35	41	96	277	2.2	0.3	3.3
1 season		MEM	NBA		80	22	1349	227	459	.495	0	0	-	227	459	.495	60	93	.645	160	258	418	39	32	71	67	182	514	5.2	0.5	6.4
1 season		MIN	NBA		39	1	336	47	108	.435	0	2	.000	47	106	.443	12	24	.500	42	55	97	7	8	20	25	50	106	2.5	0.2	2.7

NBA PLAYOFF STATISTICS

Season	Age	Tm	Lg	Pos	G	GS	MP	FG	FGA	FG%	3P	3PA	3P%	2P	2PA	2P%	FT	FTA	FT%	ORB	DRB	TRB	AST	STL	BLK	TOV	PF	PTS	RPG	APG	PPG
2009-10	20	UTA	NBA	C	9	0	31	4	10	.400	0	0	-	4	10	.400	0	0	-	4	5	9	0	0	1	2	2	8	1.0	0.0	0.9
2010-11	21	DEN	NBA	C	1	0	2	1	1	1.000	0	0	-	1	1	1.000	0	0	-	0	0	0	0	0	0	0	0	2	0.0	0.0	2.0
2011-12	22	DEN	NBA	C	3	2	26	1	3	.333	0	0	-	1	3	.333	0	0	-	4	7	11	0	0	1	3	5	2	3.7	0.0	0.7
2012-13	23	DEN	NBA	C	6	2	100	7	19	.368	1	1	1.000	6	18	.333	5	6	.833	9	12	21	3	3	4	2	13	20	3.5	0.5	3.3
Career		NBA			19	4	159	13	33	.394	1	1	1.000	12	32	.375	5	6	.833	17	24	41	3	3	6	7	20	32	2.2	0.2	1.7

KOSTA KOUFOS 2013-14 GAME LOG

10+ PTS		17	20+ PTS		0	10+ REB		8	10+ AST		0	3+ BLK		5	DBL-DBL		4												
DATE	TM	@	OPP	WL	O	P	G	GS	MIN	FG	FGA	FG%	FG3	FG3A	FG3%	FT	FTA	FT%	OREB	DREB	REB	AST	PF	DQ	STL	TO	BLK	PTS	PPG
10/30/2013	MEM	@	SA	L	-	-	1	0	14	3	4	.750	0	0	---	1	4	.250	1	2	3	0	2	0	0	0	7	7.0	
11/01/2013	MEM	v	DET	W	1	-	2	0	16	3	6	.500	0	0	---	0	0	---	0	3	3	1	1	0	1	1	6	6.5	
11/02/2013	MEM	@	DAL	L	-	-	3	0	17	3	9	.333	0	0	---	1	2	.500	6	2	8	0	4	0	0	1	0	7	6.7
11/04/2013	MEM	v	BOS	W	-	-	4	0	13	1	1	1.000	0	0	---	1	3	.333	0	2	2	2	2	0	0	0	1	3	5.8
11/06/2013	MEM	v	NO	L	-	-	5	0	17	2	4	.500	0	0	---	2	2	1.000	1	2	3	1	0	0	0	0	1	6	5.8
11/09/2013	MEM	v	GS	W	-	-	6	0	18	4	7	.571	0	0	---	0	0	---	1	1	2	1	4	0	0	4	1	8	6.2
11/11/2013	MEM	@	IND	L	-	-	7	0	22	3	6	.500	0	0	---	2	2	1.000	0	0	0	0	1	0	0	1	0	8	6.4
11/13/2013	MEM	v	TOR	L	-	-	8	0	8	0	2	.000	0	0	---	0	0	---	1	3	4	0	1	0	0	1	0	0	5.6
11/15/2013	MEM	@	LAL	W	-	-	9	0	19	2	6	.333	0	0	---	0	0	---	3	2	5	2	3	0	0	1	0	4	5.4
11/17/2013	MEM	@	SAC	W	-	-	10	0	13	2	3	.667	0	0	---	2	2	1.000	0	6	6	0	1	0	0	0	2	6	5.5
11/18/2013	MEM	@	LAC	W	-	-	11	0	18	5	5	1.000	0	0	---	0	0	---	1	8	9	2	4	0	2	1	4	10	5.9
11/20/2013	MEM	@	GS	W	1	-	12	0	21	3	10	.300	0	0	---	1	2	.500	3	5	8	0	2	0	2	2	1	7	6.0
11/22/2013	MEM	v	SA	L	-	-	13	0	28	3	8	.375	0	0	---	0	0	---	2	5	7	0	5	0	0	1	0	6	6.0
11/25/2013	MEM	v	HOU	L	-	-	14	1	31	4	7	.571	0	0	---	0	0	---	7	6	13	2	3	0	0	1	2	8	6.1
11/27/2013	MEM	@	BOS	W	-	-	15	2	35	3	11	.273	0	0	---	1	2	.500	2	11	13	1	4	0	1	1	3	7	6.2
11/30/2013	MEM	v	BRK	L	-	-	16	3	40	5	10	.500	0	0	---	0	0	---	3	8	11	2	4	0	2	3	3	10	6.4
12/03/2013	MEM	v	PHO	W	-	-	17	4	32	7	12	.583	0	0	---	0	0	---	3	9	12	2	2	0	1	1	2	14	6.9
12/05/2013	MEM	v	LAC	L	-	-	18	5	30	5	12	.417	0	0	---	7	9	.778	3	6	9	0	2	0	2	1	0	17	7.4
12/07/2013	MEM	v	GS	L	-	-	19	6	33	4	13	.308	0	0	---	2	2	1.000	9	7	16	1	2	0	1	2	2	10	7.6
12/09/2013	MEM	v	ORL	W	-	-	20	7	26	3	10	.300	0	0	---	1	2	.500	5	6	11	0	5	0	0	3	3	7	7.6
12/11/2013	MEM	v	OKC	L	-	-	21	8	31	3	10	.300	0	0	---	6	6	1.000	3	4	7	1	6	1	0	1	1	12	7.8
12/13/2013	MEM	@	NO	L	-	-	22	9	14	3	5	.600	0	0	---	0	0	---	2	4	6	0	2	0	0	0	0	6	7.7
12/15/2013	MEM	v	MIN	L	-	-	23	10	16	1	4	.250	0	0	---	0	0	---	0	2	2	0	2	0	0	0	0	2	7.4
12/17/2013	MEM	v	LAL	L	-	-	24	11	13	1	5	.200	0	0	---	0	0	---	4	2	6	0	1	0	0	1	0	2	7.2
12/18/2013	MEM	@	DAL	L	-	-	25	12	18	3	9	.333	0	0	---	0	1	.000	4	3	7	1	4	0	1	1	1	6	7.2
12/21/2013	MEM	@	NY	W	-	-	26	12	16	5	8	.625	0	0	---	0	0	---	1	8	9	1	2	0	0	0	1	10	7.3
12/23/2013	MEM	v	UTA	W	-	-	27	13	20	5	7	.714	0	0	---	0	2	.000	4	3	7	1	2	0	0	0	1	10	7.4
12/26/2013	MEM	@	HOU	L	-	-	28	14	23	2	5	.400	0	0	---	1	2	.500	4	7	11	1	3	0	0	2	0	5	7.3
12/28/2013	MEM	v	DEN	W	-	-	29	15	26	4	10	.400	0	0	---	1	1	1.000	7	5	12	0	3	0	2	2	1	9	7.3
12/30/2013	MEM	v	CHI	L	-	-	30	16	30	6	8	.750	0	0	---	0	0	---	1	2	3	0	5	0	1	1	1	12	7.5
01/02/2014	MEM	@	PHO	W	-	-	31	17	20	5	10	.500	0	0	---	0	0	---	4	5	9	0	1	0	0	1	0	10	7.6
01/03/2014	MEM	@	DEN	L	-	-	32	18	22	4	6	.667	0	0	---	3	4	.750	1	4	5	1	5	0	1	0	2	11	7.7
01/05/2014	MEM	@	DET	W	-	-	33	19	25	3	10	.300	0	0	---	2	2	1.000	5	4	9	0	4	0	0	1	2	8	7.7
01/07/2014	MEM	v	SA	L	-	-	34	20	13	4	6	.667	0	0	---	0	0	---	2	4	6	0	3	0	0	1	0	8	7.7
01/10/2014	MEM	v	PHO	W	-	-	35	21	15	4	7	.571	0	0	---	0	0	---	1	4	5	0	0	0	0	0	2	8	7.7
01/12/2014	MEM	v	ATL	W	-	-	36	22	21	5	6	.833	0	0	---	1	2	.500	2	6	8	1	2	0	0	1	1	11	7.8
01/14/2014	MEM	v	OKC	W	-	-	37	22	3	0	1	.000	0	0	---	0	0	---	0	0	0	0	1	0	0	2	0	0	7.6
01/15/2014	MEM	@	MIL	W	-	-	38	22	4	7	.571	0	0	---	2	4	.500	0	4	4	3	2	0	1	1	2	10	7.7	
01/17/2014	MEM	v	SAC	W	-	-	39	22	16	1	3	.333	0	0	---	0	2	.000	0	2	2	0	3	0	1	0	1	2	7.5
01/20/2014	MEM	v	NO	L	-	-	40	22	6	0	0	---	0	0	---	2	2	1.000	1	0	1	0	1	0	0	0	0	2	7.4
01/24/2014	MEM	@	HOU	W	-	-	41	22	4	0	2	.000	0	0	---	0	0	---	1	1	2	0	1	0	0	1	0	0	7.2
01/25/2014	MEM	v	HOU	W	-	-	42	22	24	7	8	.875	0	0	---	0	0	---	2	5	7	1	4	0	0	2	3	14	7.4
01/28/2014	MEM	@	POR	W	-	-	43	22	11	3	5	.600	0	0	---	0	2	.000	1	2	3	0	3	0	1	0	1	6	7.3
01/29/2014	MEM	@	SAC	W	-	-	44	22	10	2	3	.667	0	0	---	0	0	---	1	2	3	0	0	0	0	0	0	4	7.3
01/31/2014	MEM	@	MIN	W	-	-	DNP	(Coach's Decision)																					
02/01/2014	MEM	v	MIL	W	-	-	45	22	6	0	0	---	0	0	---	0	0	---	1	1	2	0	0	0	0	1	0	0	7.1
02/03/2014	MEM	@	OKC	L	-	-	46	22	14	3	6	.500	0	0	---	1	2	.500	3	1	4	0	3	0	1	0	1	7	7.1
02/05/2014	MEM	v	DAL	L	-	-	47	22	8	2	3	.667	0	0	---	0	0	---	0	1	1	0	1	0	1	0	0	4	7.0
02/08/2014	MEM	@	ATL	W	-	-	48	22	5	2	6	.333	0	0	---	0	0	---	2	1	3	0	0	0	0	0	0	4	7.0
02/09/2014	MEM	@	CLE	L	-	-	49	22	13	3	5	.600	0	0	---	0	0	---	2	3	5	0	4	0	0	1	1	6	6.9
02/11/2014	MEM	v	WAS	W	-	-	50	22	13	2	7	.286	0	0	---	2	2	1.000	2	2	4	0	2	0	0	0	1	6	6.9
02/12/2014	MEM	@	ORL	W	-	-	51	22	20	3	5	.600	0	0	---	1	4	.250	1	3	4	0	2	0	1	0	1	7	6.9
02/18/2014	MEM	v	NY	W	-	-	52	22	14	2	4	.500	0	0	---	0	0	---	1	1	2	0	1	0	0	0	2	4	6.9
02/21/2014	MEM	v	LAC	W	-	-	53	22	13	3	6	.500	0	0	---	0	0	---	1	1	2	1	4	0	1	1	2	6	6.8
02/22/2014	MEM	@	CHA	L	-	-	54	22	9	2	2	1.000	0	0	---	0	0	---	0	1	1	1	1	0	0	1	1	4	6.8
02/26/2014	MEM	v	LAL	W	-	-	55	22	14	3	5	.600	0	0	---	0	0	---	4	1	5	1	2	0	0	1	0	6	6.8
02/28/2014	MEM	@	OKC	L	-	-	56	22	16	4	4	1.000	0	0	---	1	2	.500	1	4	5	0	4	0	1	2	0	9	6.8
03/01/2014	MEM	v	CLE	W	-	-	57	22	12	1	2	.500	0	0	---	2	2	1.000	1	0	1	0	1	0	0	0	0	4	6.8
03/03/2014	MEM	@	WAS	W	-	-	58	22	19	2	2	1.000	0	0	---	3	3	1.000	0	4	4	1	4	0	0	2	1	7	6.8
03/05/2014	MEM	@	BRK	L	-	-	59	22	19	6	9	.667	0	0	---	0	2	.000	4	4	8	0	4	0	2	1	1	12	6.9
03/07/2014	MEM	@	CHI	W	-	-	60	22	19	6	8	.750	0	0	---														



Courtney Lee

Position: Center • **Height:** 6-5 • **Weight:** 200 lbs.

NBA Experience: 6 seasons

Born: October 3, 1985 (Age 28) in Indianapolis, Indiana

College: Western Kentucky University

Draft: Orlando Magic, 1st round (22nd pick, 22nd overall), 2008 NBA Draft

5

2013-14 SEASON

Split his sixth NBA season with the Boston Celtics and Memphis Grizzlies, averaging 9.6 points, 2.4 rebounds and 1.5 assists on .480 shooting in 25.0 minutes in 79 games (47 starts)... Shot a career-high field goal percentage and free throw percentage (.884)... Led the NBA in mid-range jumpshot percentage (.507) and pull-up shooting percentage (.528)... Shot .540 from two-point range... Averaged 7.4 points, 1.6 rebounds and 1.1 assists on .492 shooting in 16.8 minutes in 30 games (zero starts) for Boston before being acquired by Memphis in exchange for **Jerryd Bayless** in a three-team trade also involving the Oklahoma City Thunder on Jan. 7... Saw increased time and production with the Grizzlies, averaging 11.0 points, 2.6 rebounds and 1.7 assists on .476 shooting in 30.0 minutes in 49 games (47 starts)... His 47 starts, all coming with Memphis, were the second most of his career... Shot .900 from the free throw line after joining the Grizzlies... Memphis went 35-14 (.714) after acquiring Lee and 34-13 (.723) after inserting him into the starting lineup... Scored 12 points in his Grizzlies debut on Jan. 7 vs. San Antonio... Posted a season-high 24 points in his second start, helping guide Memphis to a win on Jan. 14 vs. Oklahoma City... Recorded a career-high seven assists on Feb. 1 vs. Milwaukee... Tallied a career-best nine rebounds on Feb. 24 at Charlotte... Tied a career high with five three-pointers on March 1 vs. Cleveland... Led the Grizzlies or tied for the team lead in scoring three times, rebounding once, assists three times, steals 10 times, blocks three times and minutes three times... Scored 10+ points 43 times with both Boston and Memphis and 20+ points twice... DNP (Coach's Decision) four times, all with Boston.

NBA CAREER

The six-year veteran holds career averages of 9.5 points, 2.6 rebounds and 1.5 assists on .450 shooting in 26.4 minutes in 444 games (221 starts) for the Orlando Magic, New Jersey Nets, Houston Rockets, Boston Celtics and Memphis Grizzlies... Owns career postseason averages of 7.0 points, 1.6 rebounds and 1.1 assists on .428 shooting in 23.6 minutes in 25 postseason games (16 starts) for Orlando and Boston... Advanced to the 2009 NBA Finals as a rookie with the Magic... **2012-13 (Boston):** Averaged 7.8 points, 2.4 rebounds, 1.8 assists and 1.14 steals in 24.9 minutes... Posted 9.0 points, 2.7 rebounds and 2.1 assists on .468 shooting in 39 starts... Set a new career high with three blocks on March 16, 2013 vs. Charlotte... **2013 Playoffs:** Averaged 1.5 points in 9.8 minutes in four appearances... **2011-12 (Houston):** Averaged 11.4 points, 2.7 rebounds and 1.17 steals in 58 games (26 starts) in his second season in Houston... Registered 21 points in a start on March 13, 2012 at Oklahoma City, hitting the game-deciding three-pointer with 15.1 seconds left to play in a 104-103 victory... Scored in double figures in a career-high nine consecutive games from March 24-April 9... **2010-11 (Houston):** Averaged 8.3 points, 2.6 rebounds and 1.2 assists in 81 games (one start) in his first season in Houston... Shot a career-high .408 from three-point range... Scored 22 points and made a career-high tying five three-pointers on Feb. 14, 2011 vs. Denver... Scored a season-high 25 points in his first start with the Rockets, equaling his career high with five threes, on March 23, 2011 vs. Golden State... **2009-10 (New Jersey):** Posted a career-high 12.5 points, 3.5 rebounds and 1.31 steals in 71 games (66 starts) in his lone season in New Jersey... Finished sixth on New Jersey's top 10 single-season free throw percentage list at .869... Scored 28 points with a career-high tying five treys on Jan. 8, 2010 at New Orleans... Netted 28 points on Feb. 23, 2010 vs. Portland... Posted 25 points on March 6, 2010 at New York, including a career-high tying five three-pointers... Recorded a career-high 30 points on March 8, 2010 at Memphis... **2008-09 (Orlando):** Averaged 8.4 points, 2.3 rebounds and 1.2 assists in 77 games (42 starts) in his rookie season... Averaged 10.1 points, 2.9 rebounds and 1.07 steals in 29.7 minutes as a starter... Made his first NBA start on Jan. 6, 2009 vs. Washington... **2009 Playoffs:** Registered 8.0 points, 1.9 rebounds and 1.3 assists in 21 games (16 starts), helping guide Orlando to the 2009 NBA Finals... Poured in a playoff career-high 24 points on April 22, 2009 vs. Philadelphia.

CAREER TRANSACTIONS

Drafted by the Orlando Magic in the first round (22nd overall) of the 2008 NBA Draft on June 26, 2008... Traded by the Orlando Magic with **Rafer Alston** and **Tony Battie** to the New Jersey Nets for **Vince Carter** and **Ryan Anderson** on June 25, 2009... As part of a four-team trade, traded by the New Jersey Nets to the Houston Rockets; the Houston Rockets traded **Trevor Ariza** to the New Orleans Hornets; the Indiana Pacers traded **Troy Murphy** to the New Jersey Nets; and the New Orleans Hornets traded **Darren Collison** and **James Posey** to the Indiana Pacers on Aug. 11, 2010... As part of a three-team trade, traded by the Houston Rockets to the Boston Celtics; the Boston Celtics traded **Jajuan Johnson**, **E'Twaun Moore**, **Sean Williams** and a 2013 second round draft pick to the Houston Rockets and traded **Sasha Pavlovic** to the Portland Trail Blazers; the Portland Trail Blazers traded the draft rights to **Jon Diebler** to the Houston Rockets on July 20, 2012... As part of a three-team trade, traded by the Boston Celtics with a 2016 second round draft pick to the Memphis Grizzlies; the Memphis Grizzlies traded **Jerryd Bayless** to the Boston Celtics and traded a conditional 2014 second round draft pick and a conditional 2017 second round draft pick to the Oklahoma City Thunder; the Oklahoma City Thunder traded **Ryan Gomes** to the Boston Celtics on Jan. 7, 2014.

NBA REGULAR SEASON STATISTICS

Season	Age	Tm	Lg	Pos	G	GS	MP	FG	FGA	FG%	3P	3PA	3P%	2P	2PA	2P%	FT	FTA	FT%	ORB	DRB	TRB	AST	STL	BLK	TOV	PF	PTS	RPG	APG	PPG
2008-09	23	ORL	NBA	SG	77	42	1939	243	540	.450	82	203	.404	161	337	.478	78	94	.830	18	160	178	91	76	14	69	157	646	2.3	1.2	8.4
2009-10	24	NJN	NBA	SG	71	66	2375	338	775	.436	76	225	.338	262	550	.476	133	153	.869	60	192	252	121	93	20	76	130	885	3.5	1.7	12.5
2010-11	25	HOU	NBA	SG	81	1	1723	253	576	.439	71	174	.408	182	402	.453	95	120	.792	51	158	209	100	58	18	68	102	672	2.6	1.2	8.3
2011-12	26	HOU	NBA	SG	58	26	1757	251	580	.433	87	217	.401	164	363	.452	71	86	.826	26	133	159	88	68	22	64	106	660	2.7	1.5	11.4
2012-13	27	BOS	NBA	SG	78	39	1941	246	530	.464	58	156	.372	188	374	.503	62	72	.861	31	159	190	143	89	21	84	139	612	2.4	1.8	7.8
2013-14	28	TOT	NBA	SG	79	47	1973	295	614	.480	72	194	.371	223	420	.531	99	112	.884	29	158	187	115	65	28	73	127	761	2.4	1.5	9.6
2013-14	28	BOS	NBA	SG	30	0	504	90	183	.492	23	52	.442	67	131	.511	18	22	.818	8	41	49	32	20	9	25	37	221	1.6	1.1	7.4
2013-14	28	MEM	NBA	SG	49	47	1469	205	431	.476	49	142	.345	156	289	.540	81	90	.900	21	117	138	83	45	19	48	90	540	2.8	1.7	11.0
Career		NBA			444	221	11708	1626	3615	.450	446	1169	.382	1180	2446	.482	538	637	.845	215	960	1175	658	449	123	434	761	4236	2.6	1.5	9.5

2 seasons	HOU	NBA	139	27	3480	504	1156	.436	158	391	.404	346	765	.452	166	206	.806	77	291	368	188	126	40	132	208	1332	2.6	1.4	9.6
2 seasons	BOS	NBA	108	39	2445	336	713	.471	81	208	.389	255	505	.505	80	94	.851	39	200	239	175	109	30	109	176	833	2.2	1.6	7.7
1 season	ORL	NBA	77	42	1939	243	540	.450	82	203	.404	161	337	.478	78	94	.830	18	160	178	91	76	14	69	157	646	2.3	1.2	8.4
1 season	NJN	NBA	71	66	2375	338	775	.436	76	225	.338	262	550	.476	133	153	.869	60	192	252	121	93	20	76	130	885	3.5	1.7	12.5
1 season	MEM	NBA	49	47	1469	205	431	.476	49	142	.345	156	289	.540	81	90	.900	21	117	138	83	45	19	48	90	540	2.8	1.7	11.0

NBA PLAYOFF STATISTICS

Season	Age	Tm	Lg	Pos	G	GS	MP	FG	FGA	FG%	3P	3PA	3P%	2P	2PA	2P%	FT	FTA	FT%	ORB	DRB	TRB	AST	STL	BLK	TOV	PF	PTS	RPG	APG	PPG
2008-09	23	ORL	NBA	SG	21	16	550	67	154	.435	12	44	.273	55	110	.500	23	26	.885	6	33	39	27	19	3	20	42	169	1.9	1.3	8.0
2012-13	27	BOS	NBA	SG	4	0	39	1	5	.200	0	2	.000	1	3	.333	4	4	1.000	0	2	2	1	2	0	0	3	6	0.5	0.3	1.5
Career		NBA			25	16	589	68	159	.428	12	46	.261	56	113	.496	27	30	.900	6	35	41	28	21	3	20	45	175	1.6	1.1	7.0

COURTNEY LEE 2013-14 GAME LOG

10+ PTS		43	20+ PTS		2	10+ REB		0	3+ 3FGM		6	3+ STL		4	DBL-DBL		0												
DATE	TM	@	OPP	WL	O	P	G	GS	MIN	FG	FGA	FG%	FG3	FG3A	FG3%	FT	FTA	FT%	OREB	DREB	REB	AST	PF	DQ	STL	TO	BLK	PTS	PPG
10/30/2013	BOS	@	TOR	L	-	-	1	0	14	1	4	.250	0	2	.000	0	0	---	0	2	2	0	0	0	1	2	0	2	2.0
11/01/2013	BOS	v	MIL	L	-	-	2	0	26	6	11	.545	1	3	.333	0	0	---	0	4	4	1	3	0	2	0	0	13	7.5
11/03/2013	BOS	@	DET	L	-	-	3	0	22	2	5	.400	0	2	.000	2	2	1.000	0	1	1	2	3	0	1	3	0	6	7.0
11/04/2013	BOS	@	MEM	L	-	-	4	0	19	4	5	.800	1	2	.500	0	0	---	0	3	3	2	0	0	1	2	0	9	7.5
11/06/2013	BOS	v	UTA	W	-	-	5	0	11	2	3	.667	1	1	1.000	0	0	---	0	2	2	0	1	0	0	0	0	5	7.0
11/08/2013	BOS	@	ORL	W	-	-	6	0	17	5	9	.556	0	0	---	3	4	.750	2	2	4	0	2	0	2	0	1	13	8.0
11/09/2013	BOS	@	MIA	W	-	-	7	0	12	3	4	.750	0	0	---	0	0	---	0	0	0	0	0	0	0	0	0	6	7.7
11/11/2013	BOS	v	ORL	W	-	-	8	0	19	5	8	.625	1	1	1.000	1	1	1.000	1	1	2	0	1	0	1	0	1	12	8.3
11/13/2013	BOS	v	CHA	L	-	-	9	0	14	4	8	.500	2	4	.500	0	0	---	0	0	0	0	2	0	0	1	0	10	8.4
11/15/2013	BOS	v	POR	L	-	-	10	0	17	4	9	.444	1	2	.500	0	0	---	0	1	1	2	2	0	0	0	2	9	8.5
11/16/2013	BOS	@	MIN	L	-	-	DNP	(Coach's Decision)																					
11/19/2013	BOS	@	HOU	L	-	-	11	0	23	7	16	.438	3	4	.750	0	0	---	0	2	2	1	2	0	0	0	0	17	9.3
11/20/2013	BOS	@	SA	L	-	-	12	0	18	1	3	.333	0	0	---	0	0	---	0	1	1	2	0	0	1	2	0	2	8.7
11/22/2013	BOS	v	IND	L	-	-	13	0	16	1	3	.333	0	0	---	0	0	---	0	0	0	0	1	0	2	0	0	2	8.2
11/23/2013	BOS	@	ATL	W	-	-	14	0	17	2	4	.500	0	0	---	0	0	---	0	5	5	1	0	0	0	1	0	4	7.9
11/25/2013	BOS	@	CHA	W	-	-	15	0	15	4	7	.571	2	4	.500	1	1	1.000	1	1	2	2	2	0	1	0	0	11	8.1
11/27/2013	BOS	v	MEM	L	-	-	16	0	9	0	1	.000	0	0	---	0	0	---	0	0	0	0	2	0	0	1	0	0	7.6
11/29/2013	BOS	v	CLE	W	-	-	DNP	(Coach's Decision)																					
11/30/2013	BOS	@	MIL	L	-	-	DNP	(Coach's Decision)																					
12/03/2013	BOS	v	MIL	W	-	-	17	0	16	5	7	.714	1	2	.500	0	0	---	0	0	0	1	1	0	0	1	0	11	7.8
12/06/2013	BOS	v	DEN	W	-	-	18	0	11	0	3	.000	0	2	.000	0	0	---	0	1	1	1	0	0	0	0	0	0	7.3
12/08/2013	BOS	@	NY	W	-	-	19	0	20	4	7	.571	2	4	.500	0	0	---	0	1	1	0	1	0	1	0	0	10	7.5
12/10/2013	BOS	@	BRK	L	-	-	20	0	19	1	2	.500	0	0	---	2	2	1.000	0	0	0	2	1	0	1	1	0	4	7.3
12/11/2013	BOS	v	LAC	L	-	-	21	0	15	0	2	.000	0	0	---	0	0	---	1	1	2	2	6	1	0	2	1	0	7.0
12/13/2013	BOS	v	NY	W	-	-	22	0	19	6	8	.750	3	3	1.000	3	4	.750	0	0	0	0	1	0	0	1	0	18	7.5
12/16/2013	BOS	v	MIN	W	-	-	23	0	15	1	4	.250	0	1	.000	2	2	1.000	1	0	1	3	0	0	0	1	0	4	7.3
12/18/2013	BOS	v	DET	L	-	-	24	0	15	4	6	.667	0	0	---	2	2	1.000	0	2	2	0	0	0	0	2	0	10	7.4
12/21/2013	BOS	v	WAS	L	-	-	25	0	8	0	3	.000	0	1	.000	0	0	---	0	0	0	0	0	0	0	0	0	0	7.1
12/22/2013	BOS	@	IND	L	-	-	26	0	23	5	10	.500	1	2	.500	0	1	.000	0	2	2	3	1	0	2	2	2	11	7.3
12/28/2013	BOS	v	CLE	W	-	-	27	0	17	4	11	.364	2	5	.400	1	1	1.000	0	1	1	2	1	0	1	2	0	11	7.4
12/31/2013	BOS	v	ATL	L	-	-	28	0	23	5	7	.714	1	1	1.000	0	0	---	1	2	3	2	0	0	1	0	2	11	7.5
01/02/2014	BOS	@	CHI	L	-	-	29	0	20	3	5	.600	0	1	.000	1	2	.500	0	5	5	2	2	0	1	1	0	7	7.5
01/03/2014	BOS	v	NO	L	-	-	30	0	14	1	8	.125	1	5	.200	0	0	---	1	1	2	1	2	0	1	0	0	3	7.4
01/05/2014	BOS	@	OKC	L	-	-	DNP	(Coach's Decision)																					
01/07/2014	MEM	v	SA	L	-	-	31	0	26	5	10	.500	2	5	.400	0	0	---	0	2	2	1	2	0	1	0	1	12	7.5
01/10/2014	MEM	v	PHO	W	-	-	32	0	29	2	6	.333	0	1	.000	4	4	1.000	1	5	6	2	1	0	1	2	0	8	7.5
01/12/2014	MEM	v	ATL	W	-	-	33	1	32	7	12	.583	1	3	.333	0	0	---	0	1	1	2	1	0	2	2	2	15	7.8
01/14/2014	MEM	v	OKC	W	-	-	34	2	36	9	15	.600	2	3	.667	4	4	1.000	2	3	5	0	2	0	2	1	0	24	8.2
01/15/2014	MEM	@	MIL	W	-	-	35	3	26	3	7	.429	1	3	.333	2	2	1.000	0	0	0	2	0	0	0	0	0	9	8.3
01/17/2014	MEM	v	SAC	W	-	-	36	4	33	7	14	.500	1	5	.200	2	2	1.000	0	5	5	2	1	0	0	1	1	17	8.5
01/20/2014	MEM	v	NO	L	-	-	37	5	34	6	8	.750	3	5	.600	4	4	1.000	0	2	2	1	3	0	0	1	0	19	8.8
01/24/2014	MEM	@	HOU	W	-	-	38	6	28	6	9	.667	1	1	1.000	6	6	1.000	1	0	1	2	2	0	1	1	0	19	9.1
01/25/2014	MEM	v	HOU	W	-	-	39	7	31	5	9	.556	1	3	.333	4	4	1.000	0	2	2	3	1	0	0	0	1	15	9.2
01/28/2014	MEM	@	POR	W	-	-	40	8	31	5	9	.556	1	2	.500	1	2	.500	0	1	1	1	1	0	3	1	0	12	9.3
01/29/2014	MEM	@	SAC	W	-	-	41	9	25	2	4	.500	0	0	---	0	0	---	0	2	2	0	2	0	1	1	0	4	9.1
01/31/2014	MEM	@	MIN	W	-	-	42	10	34	5	7	.714	1	1	1.000	5	7	.714	1	4	5	1	1	0	1	2	1	16	9.3
02/01/2014	MEM	v	MIL	W	-	-	43	11	40	3	8	.375	1	2	.500	1	1	1.000	0	5	5	7	3	0	0	3	0	8	9.3
02/03/2014	MEM	@	OKC	L	-	-	44	12	37	3	10	.300	1	6	.167	4	5	.800	0	4	4	1	4	0	1	2	1	11	9.3
02/05/2014	MEM	v	DAL	L	-	-	45	13	40	10	15	.667	2	4	.500	0	0	---	3	2	5	4	5	0	1	1	1	22	9.6
02/08/2014	MEM	@	ATL	W	-	-	46	14	38	6	12	.500	1	3	.333	1	1	1.000	0	3	3	2	1	0	3	0	0	14	9.7
02/09/2014	MEM	@	CLE	L	-	-	47	15	38	4	15	.267	0	4	.000	2	2	1.000	0	3	3	3	1	0	2	0	0	10	9.7
02/11/2014	MEM	v	WAS	W	-	-	48	16	34	5	12	.417	1	7	.143	2	2	1.000	0	1	1	1	2	0	2	2	1	13	9.8
02/12/2014	MEM	@	ORL	W	-	-	49	17	32	6	14	.429	1	3	.333	4	4	1.000	1	5	6	2	3	0	1	0	0	17	9.9
02/18/2014	MEM	v	NY	W	-	-	50	18	37	2	8	.250	0	1	.000	2	2	1.000	0	2	2	4	1	0	2	0	1	6	9.8
02/21/2014	MEM	v	LAC	W	-	-	51	19	34	4	8	.500	1	2	.500	1	1	1.000	0	0	0	2	3	0	0	0	0	10	9.8
02/22/2014	MEM	@	CHA	L	-	-	52	20	35	4	13	.308	1	4	.250	1	1	1.000	1	8	9	1	1	0	0	1	0	10	9.8
02/26/2014	MEM	v	LAL	W	-	-	53	21	28	6	10	.600	2	5	.400	4	5	.800	0	2	2	5	0	0	0	0	0	18	10.0
02/28/2014	MEM	@	OKC	L	-	-	54	22	33	3	7	.429	2	3	.667	2	2	1.000	1	3	4	1	3	0	1	0	0	10	10.0
03/01/2014	MEM	v	CLE	W	-	-	55	23	33	7	11	.636	5	8	.625	0	0	---	0	4	4	1	2	0	1	0	2	19	10.2
03/03/2014	MEM	@	WAS	W	-	-	56	24	17	4	7	.571	0	2	.000	1	1	1.000	0	1	1	2	3	0	1	0	0	9	10.1
03/05/2014	MEM	@	BRK																										



Jon Leuer

Position: Forward • **Height:** 6-10 • **Weight:** 230 lbs.

NBA Experience: 3 seasons

Born: May 14, 1989 (Age 24) in Long Lake, Minnesota

College: University of Wisconsin

Draft: Milwaukee Bucks, 2nd round (10th pick, 40th overall), 2011 NBA Draft

30

2013-14 SEASON

Completed his second season in Memphis and third in the NBA with averages of 6.2 points, 3.2 rebounds and 0.4 assists on .492 shooting in 13.1 minutes in 49 games (zero starts)... Set career highs for points per game, rebounds per game, steals per game (0.36), three-point field goals made (23), three-point field goals attempted (49) and three-point field goal percentage (.469)... Shot 23-of-49 from beyond the arc after going just 3-of-12 from three-point range in his first two NBA seasons... Posted career highs with 23 points and three blocks off the bench (**Stromile Swift**)... Starting with that game, averaged 15.3 points and 7.2 rebounds on .548 shooting (.550 3FG shooting) in 28.2 minutes over the next nine games from Dec. 3-18, scoring in the teens or higher eight times and reaching double figures in a career-high seven-straight games from Dec. 7-18... Scored 17 points in a career-high 32 minutes on Dec. 11 vs. Oklahoma City... Recorded his first career double-double with 16 points and 12 rebounds on Dec. 9 vs. Orlando... Matched his career high with 23 points in 21 minutes on Jan. 5 at Detroit, giving him the two highest scoring totals by a Grizzlies reserve this season... Led the team or tied for the team lead in scoring four times, rebounding once, steals four times and blocks three times... Scored 10+ points 14 times and 20+ points twice... Grabbed 10+ rebounds once... Recorded one double-double... DNP (Coach's Decision) 33 times.

NBA CAREER

The three-year pro holds career averages of 4.7 points and 2.6 rebounds on .489 shooting in 13.1 minutes in 123 games (12 starts) with the Milwaukee Bucks, Cleveland Cavaliers and Memphis Grizzlies... Owns NBA Development League career averages of 19.5 points, 12.3 rebounds and 1.8 assists on .512 shooting (.467 3FG shooting) in 36.5 minutes in eight games (seven starts) with the Canton Charge... Has one career double-double... **2012-13 (Cleveland/Memphis):** Completed his second NBA season by averaging 2.0 points and 1.3 rebounds on .481 shooting in 6.7 minutes in 28 games with the Cleveland Cavaliers and Memphis Grizzlies... Averaged 2.4 points and 1.4 rebounds on .357 shooting in 10.1 minutes in nine games for Cleveland before being traded to Memphis for **Marreese Speights, Wayne Ellington, Josh Selby** and a 2013 first round draft pick on Jan. 22... Notched 1.8 points and 1.3 rebounds on .625 shooting in 5.1 minutes in 19 games with Memphis... Posted 19.5 points, 12.3 rebounds and 1.8 assists on .512 shooting (.467 3FG shooting) in 36.5 minutes in eight games (seven starts) over two assignments with the NBA Development League's Canton Charge... **2011-12 (Milwaukee):** Averaged 4.7 points and 2.6 rebounds on .508 shooting in 12.1 minutes in 46 games (12 starts) as a rookie for the Bucks... Scored 19 points on 9-of-11 shooting in 20 minutes on Jan. 27, 2012 at Chicago.

CAREER TRANSACTIONS

Drafted by the Milwaukee Bucks in the second round (40th overall) of the 2011 NBA Draft on June 23, 2011... Signed a multi-year contract with the Milwaukee Bucks on Dec. 15, 2011... Traded by the Milwaukee Bucks with **Jon Brockman, Shaun Livingston** and a 2012 first round draft pick to the Houston Rockets for **Samuel Dalembert**, cash considerations, a 2012 first round draft pick and a future second round draft pick on June 27, 2012... Waived by the Houston Rockets on July 18, 2012... Claimed off waivers by the Cleveland Cavaliers on July 20, 2012... Traded by the Cleveland Cavaliers to the Memphis Grizzlies for **Marreese Speights, Wayne Ellington, Josh Selby** and a 2013 first round draft pick on Jan. 22, 2013.

NBA REGULAR SEASON STATISTICS

Season	Age	Tm	Lg	Pos	G	GS	MP	FG	FGA	FG%	3P	3PA	3P%	2P	2PA	2P%	FT	FTA	FT%	ORB	DRB	TRB	AST	STL	BLK	TOV	PF	PTS	RPG	APG	PPG
2011-12	22	MIL	NBA	PF	46	12	555	97	191	.508	3	9	.333	94	182	.516	21	28	.750	45	75	120	25	14	17	18	67	218	2.6	0.5	4.7
2012-13	23	TOT	NBA	C	28	0	187	25	52	.481	0	3	.000	25	49	.510	6	13	.462	13	24	37	8	6	0	8	21	56	1.3	0.3	2.0
2012-13	23	CLE	NBA	C	9	0	91	10	28	.357	0	3	.000	10	25	.400	2	6	.333	5	8	13	5	2	0	5	11	22	1.4	0.6	2.4
2012-13	23	MEM	NBA	PF	19	0	96	15	24	.625	0	0	-	15	24	.625	4	7	.571	8	16	24	3	4	0	3	10	34	1.3	0.2	1.8
2013-14	24	MEM	NBA	PF	49	0	642	121	246	.492	23	49	.469	98	197	.497	37	47	.787	37	121	158	20	18	13	27	63	302	3.2	0.4	6.2
Career			NBA		123	12	1384	243	489	.497	26	61	.426	217	428	.507	64	88	.727	95	220	315	53	38	30	53	151	576	2.6	0.4	4.7
2 seasons		MEM	NBA		68	0	738	136	270	.504	23	49	.469	113	221	.511	41	54	.759	45	137	182	23	22	13	30	73	336	2.7	0.3	4.9
1 season		MIL	NBA		46	12	555	97	191	.508	3	9	.333	94	182	.516	21	28	.750	45	75	120	25	14	17	18	67	218	2.6	0.5	4.7
1 season		CLE	NBA		9	0	91	10	28	.357	0	3	.000	10	25	.400	2	6	.333	5	8	13	5	2	0	5	11	22	1.4	0.6	2.4

NBA PLAYOFF STATISTICS

Season	Age	Tm	Lg	Pos	G	GS	MP	FG	FGA	FG%	3P	3PA	3P%	2P	2PA	2P%	FT	FTA	FT%	ORB	DRB	TRB	AST	STL	BLK	TOV	PF	PTS	RPG	APG	PPG
2012-13	23	MEM	NBA	PF	5	0	11	1	2	.500	0	0	-	1	2	.500	0	0	-	2	1	3	0	1	1	0	1	2	0.6	0.0	0.4
Career			NBA		5	0	11	1	2	.500	0	0	-	1	2	.500	0	0	-	2	1	3	0	1	1	0	1	2	0.6	0.0	0.4

JON LEUER 2013-14 GAME LOG

10+ PTS	14	20+ PTS	2	10+ REB	1	3+ 3FGM	2	3+ BLK	1	DBL-DBL	1																		
DATE	TM	@	OPP	WL	O	P	G	GS	MIN	FG	FGA	FG%	FG3	FG3A	FG3%	FT	FTA	FT%	OREB	DREB	REB	AST	PF	DQ	STL	TO	BLK	PTS	PPG
10/30/2013	MEM	@	SA	L	-	-	1	0	10	1	3	.333	0	0	---	0	0	---	0	3	3	0	1	0	0	0	0	2	2.0
11/01/2013	MEM	v	DET	W	1	DNP	(Coach's Decision)																						
11/02/2013	MEM	@	DAL	L	-	-	2	0	2	0	1	.000	0	0	---	0	0	---	0	0	0	0	1	0	0	0	0	1.0	
11/04/2013	MEM	v	BOS	W	-	-	3	0	7	1	2	.500	0	1	.000	2	2	1.000	0	0	0	1	1	0	0	0	4	2.0	
11/06/2013	MEM	v	NO	L	-	-	4	0	13	2	5	.400	0	0	---	0	0	---	0	1	1	0	1	0	0	0	4	2.5	
11/09/2013	MEM	v	GS	W	-	DNP	(Coach's Decision)																						
11/11/2013	MEM	@	IND	L	-	DNP	(Coach's Decision)																						
11/13/2013	MEM	v	TOR	L	-	-	5	0	3	0	1	.000	0	0	---	0	0	---	1	0	1	0	0	0	0	0	0	2.0	
11/15/2013	MEM	@	LAL	W	-	DNP	(Coach's Decision)																						
11/17/2013	MEM	@	SAC	W	-	DNP	(Coach's Decision)																						
11/18/2013	MEM	@	LAC	W	-	DNP	(Coach's Decision)																						
11/20/2013	MEM	@	GS	W	1	DNP	(Coach's Decision)																						
11/22/2013	MEM	v	SA	L	-	DNP	(Coach's Decision)																						
11/25/2013	MEM	v	HOU	L	-	-	6	0	10	2	7	.286	0	0	---	0	0	---	1	1	2	0	3	0	1	1	1	4	2.3
11/27/2013	MEM	@	BOS	W	-	DNP	(Coach's Decision)																						
11/30/2013	MEM	v	BRK	L	-	-	7	0	24	2	4	.500	2	2	1.000	0	0	---	0	5	5	0	1	0	0	0	6	2.9	
12/03/2013	MEM	v	PHO	W	-	-	8	0	30	10	13	.769	1	2	.500	2	2	1.000	2	7	9	1	1	0	0	1	3	23	5.4
12/05/2013	MEM	v	LAC	L	-	-	9	0	25	3	10	.300	0	0	---	0	0	---	2	5	7	3	4	0	0	2	0	6	5.4
12/07/2013	MEM	v	GS	L	-	-	10	0	30	6	11	.545	0	2	.000	3	4	.750	2	4	6	0	0	0	2	1	0	15	6.4
12/09/2013	MEM	v	ORL	W	-	-	11	0	27	7	14	.500	1	2	.500	1	2	.500	3	9	12	0	2	0	1	1	0	16	7.3
12/11/2013	MEM	v	OKC	L	-	-	12	0	32	5	14	.357	2	3	.667	5	5	1.000	1	5	6	2	5	0	2	2	2	17	8.1
12/13/2013	MEM	@	NO	L	-	-	13	0	30	8	10	.800	1	2	.500	2	2	1.000	3	5	8	1	1	0	0	1	0	19	8.9
12/15/2013	MEM	v	MIN	L	-	-	14	0	30	7	13	.538	1	3	.333	0	0	---	5	4	9	0	4	0	0	0	0	15	9.4
12/17/2013	MEM	v	LAL	L	-	-	15	0	27	5	9	.556	3	4	.750	0	0	---	2	5	7	1	1	0	1	2	1	13	9.6
12/18/2013	MEM	@	DAL	L	-	-	16	0	23	6	10	.600	2	2	1.000	0	0	---	0	1	1	1	5	0	1	1	0	14	9.9
12/21/2013	MEM	@	NY	W	-	-	17	0	17	1	4	.250	0	1	.000	0	0	---	1	4	5	2	1	0	0	2	0	2	9.4
12/23/2013	MEM	v	UTA	W	-	-	18	0	20	4	7	.571	1	2	.500	2	4	.500	1	4	5	1	1	0	1	0	0	11	9.5
12/26/2013	MEM	@	HOU	L	-	-	19	0	12	3	6	.500	0	0	---	0	0	---	0	0	0	0	1	0	0	0	0	6	9.3
12/28/2013	MEM	v	DEN	W	-	-	20	0	9	2	3	.667	1	1	1.000	0	0	---	0	1	1	0	2	0	1	0	0	5	9.1
12/30/2013	MEM	v	CHI	L	-	-	21	0	3	0	3	.000	0	0	---	0	0	---	0	1	1	1	0	0	0	2	0	0	8.7
01/02/2014	MEM	@	PHO	W	-	-	22	0	10	2	8	.250	0	3	.000	0	0	---	3	1	4	0	1	0	0	0	0	4	8.5
01/03/2014	MEM	@	DEN	L	-	-	23	0	15	4	6	.667	1	2	.500	2	2	1.000	0	3	3	0	3	0	0	2	1	11	8.6
01/05/2014	MEM	@	DET	W	-	-	24	0	21	8	13	.615	2	2	1.000	5	6	.833	4	4	8	1	2	0	1	1	0	23	9.2
01/07/2014	MEM	v	SA	L	1	-	25	0	27	5	7	.714	0	1	.000	0	0	---	2	7	9	1	3	0	1	1	0	10	9.2
01/10/2014	MEM	v	PHO	W	-	-	26	0	13	1	5	.200	0	1	.000	0	0	---	0	3	3	1	0	0	0	0	0	2	8.9
01/12/2014	MEM	v	ATL	W	-	-	27	0	11	1	6	.167	0	2	.000	0	0	---	1	1	2	0	1	0	1	0	0	2	8.7
01/14/2014	MEM	v	OKC	W	-	-	28	0	3	0	1	.000	0	0	---	0	0	---	0	1	1	0	0	0	0	0	0	0	8.4
01/15/2014	MEM	@	MIL	W	-	DNP	(Coach's Decision)																						
01/17/2014	MEM	v	SAC	W	-	DNP	(Coach's Decision)																						
01/20/2014	MEM	v	NO	L	-	-	29	0	6	0	1	.000	0	0	---	0	0	---	0	2	2	0	0	0	0	0	1	0	8.1
01/24/2014	MEM	@	HOU	W	-	DNP	(Coach's Decision)																						
01/25/2014	MEM	v	HOU	W	-	DNP	(Coach's Decision)																						
01/28/2014	MEM	@	POR	W	-	-	30	0	1	0	0	---	0	0	---	0	0	---	0	1	1	0	0	0	0	0	0	0	7.8
01/29/2014	MEM	@	SAC	W	-	DNP	(Coach's Decision)																						
01/31/2014	MEM	@	MIN	W	-	DNP	(Coach's Decision)																						
02/01/2014	MEM	v	MIL	W	-	-	31	0	18	2	3	.667	0	0	---	4	4	1.000	0	5	5	1	2	0	1	1	1	8	7.8
02/03/2014	MEM	@	OKC	L	-	DNP	(Coach's Decision)																						
02/05/2014	MEM	v	DAL	L	-	-	32	0	10	0	1	.000	0	0	---	0	0	---	0	3	3	1	0	0	0	0	0	0	7.6
02/08/2014	MEM	@	ATL	W	-	DNP	(Coach's Decision)																						
02/09/2014	MEM	@	CLE	L	1	-	33	0	1	0	0	---	0	0	---	0	0	---	0	0	0	0	1	0	0	0	0	0	7.3
02/11/2014	MEM	v	WAS	W	-	DNP	(Coach's Decision)																						
02/12/2014	MEM	@	ORL	W	-	-	34	0	4	0	0	---	0	0	---	0	0	---	0	1	1	0	0	0	0	0	1	0	7.1
02/18/2014	MEM	v	NY	W	-	DNP	(Coach's Decision)																						
02/21/2014	MEM	v	LAC	W	-	DNP	(Coach's Decision)																						
02/22/2014	MEM	@	CHA	L	-	DNP	(Coach's Decision)																						
02/26/2014	MEM	v	LAL	W	-	DNP	(Coach's Decision)																						
02/28/2014	MEM	@	OKC	L	-	DNP	(Coach's Decision)																						
03/01/2014	MEM	v	CLE	W	-	DNP	(Coach's Decision)																						
03/03/2014	MEM	@	WAS	W	-	DNP	(Coach's Decision)																						
03/05/2014	MEM	@	BRK	L	-	-	35	0	26	6	10	.600	3	4	.750	4	4	1.000	1	4	5	0	1	0	1	2	0	19	7.5
03/07/2014	MEM	@	CHI	W	-	-	36	0	7	2	3	.667	1	1	1.000	2	4	.500	0	0	0	0	2	0	0	0	0	7	7.4
03/08/2014	MEM	v	CHA	W	-	-	37	0	17	5	8	.625	0	1	.000	0	0	---	1	4	5	1	4	0	1	1	1	10	7.5
03/11/2014	MEM	v	POR	W	-	-	38	0	1	0	0	---	0	0	---	0	0	---	0	0	0	0	0	0	0	0	0	0	7.3
03/12/2014	MEM	@	NO	W	-	-	39	0	7	1	2	.500	1	2	.500	0	0	---	0	2	2	0	0	0	0	1	0	3	7.2
03/14/2014	MEM	@	TOR	L	-	-	40	0	10	1	5	.200	0	0	---	1	3	.333	0	1	1	0	0	0	1	0	0	3	7.1
03/15/2014	MEM	@	PHI	W	-	-	41	0	6	2	3	.667	0	1	.000	2	3	.667	0	1	1	0	3	0	0	0	0	6	7.1
03/19/2014	MEM	v	UTA	W	-	-	42	0	8	0	0	---	0	0	---	0	0	---	0	3	3	0	1	0	0	1	1	0	6.9
03/21/2014																													



Mike Miller

Position: Forward/Guard • **Height:** 6-8 • **Weight:** 218 lbs.

NBA Experience: 14 seasons

Born: February 19, 1980 (Age 34) in Mitchell, South Dakota

College: University of Florida

Draft: Orlando Magic, 1st round (5th pick, 5th overall), 2000 NBA Draft

13

2013-14 SEASON

Following back-to-back NBA Championships in Miami, returned to Memphis to average 7.1 points, 2.5 rebounds and 1.6 assists on .481 shooting (.459 3FG shooting) in 20.8 minutes in 82 games (four starts) in his seventh season with the Grizzlies and 14th in the NBA... The only Grizzlies player to play all 82 games... Appeared in every game for the second time in his career after his 2000-01 rookie season with Orlando ... Became the 23rd player in NBA history to play a full 82-game slate in his 14th NBA season or later... Ranked second in the NBA in three-point field goal percentage behind Atlanta's **Kyle Korver**... Recorded the second-highest three-point percentage of his career (.480 for Washington in 2009-10)... Shot a career-high .602 eFG%... Notched his ninth season shooting at least 40 percent from beyond the arc, tied for third in NBA history behind only **Steve Nash** (13) and **Reggie Miller** (10)... Posted his eighth season with at least 100 triples (107), his first since the 2007-08 season... Made 103 three-pointers as a reserve, the second-most in a single season by a Grizzlies player coming off the bench (Miller set the record of 121 in the 2005-06 season)... Shot .534 overall and .538 from three-point range in 30 games following the All-Star Break... Led the NBA in three-point percentage after the All-Star Break... Became the third player in NBA history to make 100 three-pointers and shoot at least .450 from three-point range in his 14th NBA season or later, joining **Dale Ellis** (1997-98) and **Ray Allen** (2011-12)... Grabbed a season-high nine rebounds on Nov. 9 vs. Golden State... Recorded 19 points and five three-pointers, tied for the most made by any Grizzlies player in a single game this season, on Feb. 18 vs. New York... That started a run of three consecutive double-digit scoring efforts off the bench from Feb. 18-22, his longest streak since doing so in five-straight games from April 7-15, 2006... Scored all of his 19 points in the fourth quarter on Feb. 28 at Oklahoma City... Scored 19 points on April 11 vs. Philadelphia, starting another streak of three-straight double-digit games off the bench... Capped that run with a season-high 21 points and five three-pointers on April 14 at Phoenix, helping Memphis clinch its franchise-record fourth consecutive playoff berth... Averaged 17.7 points on .724 shooting (.786 3FG shooting) in 24.7 minutes in those three games from April 11-14... Led the team or tied for the team lead in scoring twice, rebounding twice, assists once, steals six times and blocks once... Scored 10+ points 25 times and 20+ points once... Made multiple three-pointers in a game 34 times... Received his 2013 NBA Championship ring when Memphis played at Miami on March 21.

NBA CAREER

The 14-year veteran holds career averages of 11.8 points, 4.6 rebounds and 2.8 assists on .462 shooting (.409 3FG shooting) in 29.1 minutes in 913 games (554 starts) for the Orlando Magic, Memphis Grizzlies, Minnesota Timberwolves, Washington Wizards and Miami Heat... Won two NBA championships (2012, 2013) and appeared in three NBA Finals (2011, 2012, 2013) as a member of the Miami Heat... Captured the 2005-06 NBA Sixth Man of the Year Award... Selected as the 2000-01 Rookie of the Year... Ranks 19th in NBA history in career three-pointers made (1,531) and 18th in career three-point percentage (.409)... One of two players (**Steve Nash**) to rank in the top 20 in NBA history in both career three-point field goals made and career three-point percentage... Has hit at least 70 treys in 12 of his 14 seasons and has topped 100 three-pointers eight times in his career... Has shot at least .400 from three-point range in nine different seasons... His longest stretch of consecutive games with a three-point field goal made is 27 (Dec. 13, 2006-Feb. 3, 2007)... Has 420 multi-trey games... Holds Grizzlies career records for three-point field goal percentage (.420) and three-point field goals made (844) and attempted (2,011)... Owns the Grizzlies' single-season record for three-point percentage (.433 in 2004-05) and three-pointers made and attempted (202 and 498 in 2006-07)... Places among the Heat's all-time leaders in three-point field goal percentage (.412, 5th) and three-point field goals made (169, 21st)... Owns career postseason averages of 5.2 points, 2.6 rebounds and 1.0 assists on .401 shooting in 78 playoff games (19 starts)... Has shot 25-of-47 from three-point range (.532) in 25 career NBA Finals games... Owns 46 career double-doubles and one triple-double... **2012-13 (Miami):** Completed his third season with the Miami Heat and 13th in the NBA with averages of 4.8 points, 2.7 rebounds and 1.7 assists on .433 shooting in 15.3 minutes in 59 games (17 starts)... Ranked third on the Heat and 17th in the NBA in three-point field goal percentage (.417)... Scored his 10,000th career point on Dec. 25 vs. Oklahoma City... Recorded his 500th career steal on Nov. 29 vs. San Antonio... Scored a season-high 26 points on April 5 at Charlotte... **2013 Playoffs:** Earned his second NBA Championship with the Miami Heat... Averaged 3.4 points and 1.9 rebounds on .467 shooting in 13.6 minutes in 17 playoff games (five starts)... Shot .444 from three-point range... His five starts were a career high for a single postseason... Posted 5.3 points and 2.7 rebounds on .591 shooting in 21.8 minutes in seven games (four starts) during the 2013 NBA Finals... Scored a postseason-high 15 points on 5-of-5 shooting (all from three-point range) in Game 3 of the NBA Finals on June 11 at San Antonio... Made nine of his first 10 three-point attempts in the first three games of the NBA Finals and made 11-of-18 from long range (.611) during the series... **2011-12 (Miami):** Averaged 6.1 points, 3.3 rebounds and 1.1 assists on .435 shooting in 19.3 minutes in 39 games (two starts) for the Heat... Tied for fourth in the NBA in three-point field goal percentage (.453)... After missing the first 12 games of the season (Dec. 25, 2011-Jan. 13, 2012) recovering from sports hernia surgery, went a perfect 6-of-6 from the field (all from three-point range) in a win over San Antonio, with the six total field goals and six three-point field goals both representing his most attempts in a single game without a miss... **2012 Playoffs:** Came off the bench in all 23 games for the NBA Champion Heat, averaging 5.2 points and 2.5 rebounds on .404 shooting in 16.0 minutes... Posted 6.2 points and 1.8 rebounds in 8.8 minutes on .563 shooting and .636 three-point field goal percentage in the NBA Finals vs. Oklahoma City... Set postseason career highs in points (23) and three-point field goals made (7) and attempted (8) in the championship-clinching Game 5 of the NBA Finals on June 21, 2012 vs. Oklahoma City... His seven treys in Game 5 of the Finals tied the Heat postseason single-game record and were one shy of the NBA Finals individual record... Became the fourth player in NBA Finals history to make at least seven treys in a game... His seven threes were the most by a non-starter in NBA Finals history... **2010-11 (Miami):** Averaged 5.6 points, 4.5 rebounds and 1.2 assists on .401 shooting in 20.4 minutes in 41 games (two starts) in his first season in Miami... Set the Heat franchise record for points in a second quarter with 22 on Jan. 22, 2011 vs. Toronto... **2011 Playoffs:** Recorded 2.6 points and 2.7 rebounds in 11.9 minutes in 18 playoff games (zero starts)... Appeared in all six games during the NBA Finals, averaging 3.5 points and 2.8 rebounds in 15.7 minutes... **2009-10 (Washington):** Registered 10.9 points, 6.2 rebounds and 3.9 assists on .501 shooting in 33.4 minutes in 54 games (50 starts) in his lone season in Washington... Ranked second in the NBA in three-point field goal percentage (career-high .480)... **2008-09 (Minnesota):** Averaged 9.9 points, 6.6 rebounds and a career-high 4.5 assists on .482 shooting in 32.3 minutes in 73 games (47 starts) with the Timberwolves... Led the team in three-point field goal percentage (.378)... Recorded single-season career highs in offensive (73) and total rebounds (483), assists (326) and blocks (31)... **2007-08 (Memphis):** Started all 70 games in which he appeared for the Memphis Grizzlies, averaging 16.4 points, a career-high 6.7 rebounds and 3.4 assists on .502 shooting in 35.3 minutes... Recorded single-season career highs in defensive rebounds (416) and free throw attempts (212)... Led the team and ranked 10th in the NBA in three-point field goal percentage (.432)... Became the 43rd player in NBA history to reach 1,000 career three-point field goals made on Jan. 4, 2008 vs. Boston... Set a Grizzlies franchise record with two four-point plays in a single game on Dec. 14, 2007 vs. LA Clippers... Tallied career highs in both free throws made (12) and attempted (13) on Jan. 6, 2008 vs. Miami... Tied two franchise records with eight defensive rebounds in the first quarter and 11 defensive rebounds in the first half on Dec. 1, 2007 vs. Minnesota... **2006-07 (Memphis):** Averaged a career-high 18.5 points, 5.4 rebounds and 4.3 assists on .460 shooting in 39.1 minutes in 70 games (69 starts)... Recorded single-season career highs in points (1,293), scoring average, field goals made (465) and attempted (1,010), three-point field goals made (202) and attempted (498) and minutes (2,740)... Ranked among NBA leaders in three-point field goals made (3rd) and attempted (3rd), minutes per game (12th), three-point field goal percentage (19th) and scoring average (27th)... Set franchise single-season records in three-point field goals made and attempted and set the single-game record for treys in a game with nine twice (Jan. 3, 2007 vs. Golden State and Feb. 21, 2007 at Golden State)... Also tied the franchise record for threes in a quarter with five on Jan. 31, 2007 vs. Dallas... Set the franchise single-game scoring record with a career-high 45 points on Feb. 21, 2007 at Golden State... Led the team in points scored, field goals made and attempted, three-point field goals made and attempted, starts and minutes played... Logged a career-high 53 minutes on Dec. 18, 2006 vs. Seattle... Recorded a career-high 31 games with at least 20 points, a career-high six games with 30-or-more points and one 40-point performance... Made at least one trey in a career-high 27 consecutive games from Dec. 13, 2006-Feb. 3, 2007... Had a career-high 48 multi-trey games... Participated in the Three-Point Shootout at All-Star Weekend in Las Vegas and finished fourth... (continued on next page)

MIKE MILLER (CONTINUED)

NBA CAREER (continued)

2005-06 (Memphis): Posted 13.7 points, 5.4 rebounds and 2.7 assists on .466 shooting in 30.6 minutes in 74 games (nine starts)...Captured the 2005-06 NBA Sixth Man of the Year Award in his only season with the Grizzlies in which he made more reserve appearances than starts... Recorded a single-season career high in free throws made (168)... Ranked among the NBA leaders in three-point field goal percentage (.407, 18th) and three-point field goals made (138, 22nd)... Led the team in three-point field goals made and three-point field goal percentage... Scored a season-high 41 points off the bench on March 17, 2006 vs. Denver, setting a Grizzlies record for points by a reserve in a single game and recording his highest career total off the bench... Posted his lone career triple-double – the first in Memphis history – off the bench with 21 points, 10 rebounds and 10 assists on Jan. 10, 2006 vs. Sacramento... Made a career-high 35 consecutive free throw attempted from March 14-April 2, 2006... **2006 Playoffs:** Averaged 8.5 points, 3.8 rebounds and 1.8 assists on .400 shooting in 26.8 minutes in four games during the Grizzlies' f round playoff series against Dallas... **2004-05 (Memphis):** Averaged 13.4 points, 3.9 rebounds and 2.9 assists on .505 shooting in 30.0 minutes in 76 games (51 starts)... Ranked among the NBA leaders in three-point field goal percentage (.433, 4th) and field goal percentage (17th)... Set a career high for field goal percentage... Led the team in points (1,022), field goals made (387) and attempted (766), three-point field goals made (140) and attempted (323) and three-point field goal percentage... Made a game-winning buzzer-beater on April 18, 2005 vs. San Antonio... **2005 Playoffs:** Averaged 12.0 points, 2.5 rebounds and 2.8 assists on .486 shooting in four games during the Grizzlies' opening round playoff series against Phoenix... Shot 8-of-17 from three-point range (.471)... **2003-04 (Memphis):** Posted 11.1 points, 3.3 rebounds and 3.6 assists on .438 shooting in 27.2 minutes in 65 games (all starts), helping lead the Grizzlies to the NBA Playoffs for the first time in franchise history... Recorded a single-season career high in steals (59)... **2004 Playoffs:** Averaged 7.5 points, 3.0 rebounds and 3.0 assists on .353 shooting in 24.5 minutes in four games during the Grizzlies' opening round series against San Antonio... **2002-03 (Orlando/Memphis):** Split the season between Orlando and Memphis... Appeared in 65 total games (52 starts), averaging 15.6 points, 5.2 rebounds and 2.6 assists on .434 shooting in 33.6 minutes... Averaged 16.4 points, 5.8 rebounds and 2.8 assists on .418 shooting in 37.3 minutes in 49 games (39 starts) for Orlando... Posted 12.8 points, 3.4 rebounds and 1.9 assists on .510 shooting in 22.5 minutes in 16 games (13 starts) for Memphis... Grabbed a career-high 19 rebounds on Nov. 24, 2002 vs. Miami... **2001-02 (Orlando):** Averaged 15.2 points, 4.3 rebounds and 3.1 assists on .438 shooting in 36.6 minutes in 63 games (53 starts) in his second NBA season... Started for the Sophomore Team in the Rookie Challenge at All-Star Weekend in Philadelphia and tallied seven points, seven rebounds and a game-high 11 assists in 24 minutes... Participated in the Three-Point Shootout at All-Star Weekend and finished sixth... **2002 Playoffs:** Averaged 4.8 points, 1.3 rebounds and 1.3 assists on .333 shooting in four games in Orlando's opening round series against Charlotte... **2000-01 (Orlando):** Posted 11.9 points, 4.0 rebounds and 1.7 assists on .436 shooting in 29.1 minutes, appearing in all 82 games (62 starts) for the only time in his career... Named the 2000-01 NBA Rookie of the Year and was the lone unanimous selection on the NBA All-Rookie First Team... Named NBA Rookie of the Month for February 2001 and Co-Rookie of the Month for March 2001... The only rookie to play a full 82-game slate... Led Orlando in three-point field goals made (148) and set Magic rookie records for three-point field goals made and attempted (364) in a season... Led all rookies in three-point field goal percentage (.407) and ranked third among all rookies in scoring average... Totaled 11 points and two rebounds in 23 minutes for the Rookie Team in the Rookie Challenge at All-Star Weekend in Washington... **2001 Playoffs:** Averaged 12.0 points, 4.5 rebounds and 1.8 assists on .396 shooting in 28.0 minutes in the Magic's opening round series against Milwaukee.

CAREER TRANSACTIONS

The early-entry candidate was drafted by the Orlando Magic in the first round of the 2000 NBA Draft on June 28, 2000... Traded by the Orlando Magic with **Ryan Humphrey**, a 2003 first round draft pick and a 2004 second round draft pick to the Memphis Grizzlies for **Drew Gooden** and **Gordon Giricek**... Signed a multi-year extension with the Memphis Grizzlies on Oct. 4, 2003... Traded by the Memphis Grizzlies with **Brian Cardinal**, **Jason Collins** and the draft rights to **Kevin Love** (fifth overall in the 2008 NBA Draft) to the Minnesota Timberwolves for **Greg Buckner**, **Marko Jaric**, **Antoine Walker** and the draft rights to **O.J. Mayo** (third overall in the 2008 NBA Draft) on June 26, 2008... Traded by the Minnesota Timberwolves with **Randy Foye** to the Washington Wizards for **Oleksiy Pecherov**, **Darius Songaila**, **Etan Thomas** and a 2009 first round draft pick on June 24, 2009... Signed as a free agent with the Miami Heat on July 15, 2010... Waived by the Miami Heat on July 16, 2013... Signed as a free agent with the Memphis Grizzlies on July 30, 2013.

NBA REGULAR SEASON STATISTICS

Season	Age	Tm	Lg	Pos	G	GS	MP	FG	FGA	FG%	3P	3PA	3P%	2P	2PA	2P%	FT	FTA	FT%	ORB	DRB	TRB	AST	STL	BLK	TOV	PF	PTS	RPG	APG	PPG
2000-01	20	ORL	NBA	SF	82	62	2390	368	845	.436	148	364	.407	220	481	.457	91	128	.711	66	261	327	140	51	19	97	200	975	4.0	1.7	11.9
2001-02	21	ORL	NBA	SF	63	53	2123	351	802	.438	116	303	.383	235	499	.471	138	181	.762	49	224	273	198	47	23	108	145	956	4.3	3.1	15.2
2002-03	22	TOT	NBA	SF	65	52	2186	373	859	.434	109	300	.363	264	559	.472	156	186	.839	46	295	341	170	42	21	125	173	1011	5.2	2.6	15.6
2002-03	22	ORL	NBA	SF	49	39	1826	296	708	.418	87	256	.340	209	452	.462	127	150	.847	40	246	286	139	36	16	99	139	806	5.8	2.8	16.4
2002-03	22	MEM	NBA	SF	16	13	360	77	151	.510	22	44	.500	55	107	.514	29	36	.806	6	49	55	31	6	5	26	34	205	3.4	1.9	12.8
2003-04	23	MEM	NBA	SF	65	65	1770	270	616	.438	80	215	.372	190	401	.474	102	141	.723	42	174	216	232	59	14	107	162	722	3.3	3.6	11.1
2004-05	24	MEM	NBA	SF	76	51	2278	387	766	.505	140	323	.433	247	443	.558	108	150	.720	36	264	300	220	54	23	127	197	1022	3.9	2.9	13.4
2005-06	25	MEM	NBA	SG	74	9	2268	354	760	.466	138	339	.407	216	421	.513	168	210	.800	42	355	397	200	52	27	140	173	1014	5.4	2.7	13.7
2006-07	26	MEM	NBA	SG	70	69	2740	465	1010	.460	202	498	.406	263	512	.514	161	203	.793	52	326	378	298	54	18	179	138	1293	5.4	4.3	18.5
2007-08	27	MEM	NBA	SG	70	70	2474	414	824	.502	155	359	.432	259	465	.557	164	212	.774	51	416	467	240	35	16	182	145	1147	6.7	3.4	16.4
2008-09	28	MIN	NBA	SF	73	47	2356	264	548	.482	85	225	.378	179	323	.554	109	149	.732	73	410	483	326	30	31	145	139	722	6.6	4.5	9.9
2009-10	29	WAS	NBA	SG	54	50	1805	217	433	.501	82	171	.480	135	262	.515	70	85	.824	55	281	336	212	39	12	115	131	586	6.2	3.9	10.9
2010-11	30	MIA	NBA	SG	41	2	838	81	202	.401	43	118	.364	38	84	.452	23	34	.676	38	146	184	51	20	2	41	88	228	4.5	1.2	5.6
2011-12	31	MIA	NBA	SG	39	2	752	91	209	.435	53	117	.453	38	92	.413	2	5	.400	22	106	128	42	14	6	30	58	237	3.3	1.1	6.1
2012-13	32	MIA	NBA	SF	59	17	900	100	231	.433	73	175	.417	27	56	.482	8	11	.727	18	139	157	99	21	4	35	63	281	2.7	1.7	4.8
2012-13	33	MEM	NBA	SF	82	4	1707	213	443	.481	107	233	.459	106	210	.505	46	56	.821	30	177	207	130	26	5	77	95	579	2.5	1.6	7.1
Career		NBA			913	553	26587	3948	8548	.462	1531	3740	.409	2417	4808	.503	1346	1751	.769	620	3574	4194	2558	544	221	1508	1907	10773	4.6	2.8	11.8
7 seasons		MEM	NBA		453	281	13597	2180	4570	.477	844	2011	.420	1336	2559	.522	778	1008	.772	259	1761	2020	1351	286	108	838	944	5982	4.5	3.0	13.2
3 seasons		ORL	NBA		194	154	6339	1015	2355	.431	351	923	.380	664	1432	.464	356	459	.776	155	731	886	477	134	58	304	484	2737	4.6	2.5	14.1
3 seasons		MIA	NBA		139	21	2490	272	642	.424	169	410	.412	103	232	.444	33	50	.660	78	391	469	192	55	12	106	209	746	3.4	1.4	5.4
1 season		MIN	NBA		73	47	2356	264	548	.482	85	225	.378	179	323	.554	109	149	.732	73	410	483	326	30	31	145	139	722	6.6	4.5	9.9
1 season		WAS	NBA		54	50	1805	217	433	.501	82	171	.480	135	262	.515	70	85	.824	55	281	336	212	39	12	115	131	586	6.2	3.9	10.9


NBA PLAYOFF STATISTICS

Season	Age	Tm	Lg	Pos	G	GS	MP	FG	FGA	FG%	3P	3PA	3P%	2P	2PA	2P%	FT	FTA	FT%	ORB	DRB	TRB	AST	STL	BLK	TOV	PF	PTS	RPG	APG	PPG
2000-01	20	ORL	NBA	SF	4	4	112	19	48	.396	7	18	.389	12	30	.400	3	4	.750	5	13	18	7	0	3	3	13	48	4.5	1.8	12.0
2001-02	21	ORL	NBA	SF	4	1	72	7	21	.333	1	8	.125	6	13	.462	4	4	1.000	0	5	5	4	0	4	8	19	1.3	1.3	4.8	
2003-04	23	MEM	NBA	SF	4	4	98	12	34	.353	5	13	.385	7	21	.333	1	3	.333	0	12	12	3	5	0	5	4	30	3.0	0.8	7.5
2004-05	24	MEM	NBA	SF	4	4	110	18	37	.486	8	17	.471	10	20	.500	4	4	1.000	0	10	10	11	0	3	5	7	48	2.5	2.8	12.0
2005-06	25	MEM	NBA	SG	4	1	107	12	30	.400	1	8	.125	11	22	.500	9	9	1.000	1	14	15	7	2	2	8	11	34	3.8	1.8	8.5
2010-11	30	MIA	NBA	SG	18	0	215	18	53	.340	11	37	.297	7	16	.438	0	0		9	40	49	13	7	1	8	26	47	2.7	0.7	2.6
2011-12	31	MIA	NBA	SG	23	0	368	40	99	.404	31	75	.413	9	24	.375	9	11	.818	9	49	58	17	9	2	12	41	120	2.5	0.7	5.2
2012-13	32	MIA	NBA	SF	17	5	232	21	45	.467	16	36	.444	5	9	.556	0	0		3	30	33	15	8	2	5	26	58	1.9	0.9	3.4
Career		NBA			78	19	1314	147	367	.401	80	212	.377	67	155	.432	30	35	.857	27	173	200	78	35	13	50	136	404	2.6	1.0	5.2
3 seasons		MIA	NBA		58	5	815	79	197	.401	58	148	.392	21	49	.429	9	11	.818	21	119	140	45	24	5	25	93	225	2.4	0.8	3.9
3 seasons		MEM	NBA		12	9	315	42	101	.416	14	38	.368	28	63	.444	14	16	.875	1	36	37	21	7	5	18	22	112	3.1	1.8	9.3
2 seasons		ORL	NBA		8	5	184	26	69	.377	8	26	.308	18	43	.419	7	8	.875	5	18	23	12	4	3	7	21	67	2.9	1.5	8.4

MIKE MILLER 2013-14 GAME LOG

10+ PTS	25	20+ PTS	1	10+ REB	0	10+ AST	0	3+ 3FGM	34	DBL-DBL	0
---------	----	---------	---	---------	---	---------	---	---------	----	---------	---

DATE	TM	@	OPP	WL	O	P	G	GS	MIN	FG	FGA	FG%	FG3	FG3A	FG3%	FT	FTA	FT%	OREB	DREB	REB	AST	PF	DQ	STL	TO	BLK	PTS	PPG
10/30/2013	MEM	@	SA	L	-	1	0	25	3	6	.500	2	3	.667	3	3	1.000	0	4	4	3	2	0	0	1	0	11	11.0	
11/01/2013	MEM	@	DET	W	1	-	2	0	32	3	9	.333	2	5	.400	0	0	---	0	2	2	3	5	0	1	0	8	9.5	
11/02/2013	MEM	@	DAL	L	-	3	0	18	2	5	.400	0	2	.000	0	0	---	1	3	4	3	3	0	0	3	0	4	7.7	
11/04/2013	MEM	v	BOS	W	-	4	0	23	2	4	.500	1	3	.333	0	0	---	1	4	5	2	1	0	0	1	0	5	7.0	
11/06/2013	MEM	v	NO	L	-	5	0	24	3	4	.750	3	4	.750	0	0	---	0	6	6	2	3	0	2	2	0	9	7.4	
11/09/2013	MEM	v	GS	W	-	6	0	29	4	7	.571	4	5	.800	3	4	.750	0	9	9	4	1	0	0	0	0	15	8.7	
11/11/2013	MEM	@	IND	L	-	7	0	22	3	6	.500	2	3	.667	0	0	---	0	3	3	2	0	0	0	1	0	8	8.6	
11/13/2013	MEM	v	TOR	L	-	8	0	21	3	10	.300	2	7	.286	0	0	---	0	0	0	2	4	0	0	2	0	8	8.5	
11/15/2013	MEM	@	LAL	W	-	9	0	26	2	8	.250	0	4	.000	0	0	---	0	6	6	2	1	0	0	1	0	4	8.0	
11/17/2013	MEM	@	SAC	W	-	10	0	21	0	0	---	0	0	---	0	0	---	0	3	3	2	1	0	1	3	0	0	7.2	
11/18/2013	MEM	@	LAC	W	-	11	0	20	3	6	.500	2	4	.500	0	0	---	0	3	3	1	1	0	0	2	0	8	7.3	
11/20/2013	MEM	@	GS	W	1	-	12	0	29	1	4	.250	1	2	.500	0	0	---	1	3	4	2	1	0	1	0	3	6.9	
11/22/2013	MEM	v	SA	L	-	13	0	23	1	5	.200	1	3	.333	1	2	.500	2	0	2	0	4	0	0	2	0	4	6.7	
11/25/2013	MEM	v	HOU	L	-	14	0	17	2	4	.500	2	4	.500	2	2	1.000	0	3	3	1	2	0	1	0	0	8	6.8	
11/27/2013	MEM	@	BOS	W	-	15	0	17	3	5	.600	2	3	.667	0	0	---	0	3	3	0	1	0	0	2	0	8	6.9	
11/30/2013	MEM	v	BRK	L	-	16	0	23	2	3	.667	2	3	.667	0	0	---	0	3	3	0	1	0	0	1	0	6	6.8	
12/03/2013	MEM	v	PHO	W	-	17	0	14	0	4	.000	0	2	.000	0	0	---	1	0	1	0	3	0	0	1	0	0	6.4	
12/05/2013	MEM	v	LAC	L	-	18	0	20	1	3	.333	0	2	.000	0	0	---	1	1	2	1	0	0	1	0	0	2	6.2	
12/07/2013	MEM	v	GS	L	-	19	0	28	7	9	.778	2	3	.667	0	0	---	1	4	5	1	0	0	0	1	0	16	6.7	
12/09/2013	MEM	v	ORL	W	-	20	0	24	3	6	.500	2	3	.667	0	0	---	0	4	4	0	3	0	0	1	0	8	6.8	
12/11/2013	MEM	v	OKC	L	-	21	0	29	3	8	.375	2	4	.500	1	1	1.000	2	3	5	1	2	0	1	0	0	9	6.9	
12/13/2013	MEM	@	NO	L	-	22	0	27	3	5	.600	2	3	.667	2	2	1.000	1	0	1	4	0	0	0	0	0	10	7.0	
12/15/2013	MEM	v	MIN	L	-	23	0	25	2	5	.400	0	2	.000	1	1	1.000	0	1	1	0	1	0	0	0	0	5	6.9	
12/17/2013	MEM	v	LAL	L	-	24	0	30	4	10	.400	1	5	.200	0	0	---	0	2	2	5	0	0	1	2	0	9	7.0	
12/18/2013	MEM	@	DAL	L	-	25	1	30	3	5	.600	2	4	.500	0	0	---	1	3	4	2	1	0	0	1	0	8	7.0	
12/21/2013	MEM	@	NY	W	-	26	1	14	1	3	.333	0	1	.000	0	0	---	1	3	4	0	1	0	0	0	0	2	6.8	
12/23/2013	MEM	v	UTA	W	-	27	1	18	5	7	.714	3	3	1.000	2	2	1.000	0	2	2	0	1	0	0	0	0	15	7.1	
12/26/2013	MEM	@	HOU	L	-	28	1	20	3	9	.333	0	2	.000	1	2	.500	2	3	5	1	4	0	0	0	0	7	7.1	
12/28/2013	MEM	v	DEN	W	-	29	1	21	4	6	.667	3	5	.600	0	0	---	0	1	1	4	1	0	2	1	0	11	7.3	
12/30/2013	MEM	v	CHI	L	-	30	1	16	1	2	.500	0	1	.000	0	0	---	0	0	0	2	1	0	0	0	0	2	7.1	
01/02/2014	MEM	@	PHO	W	-	31	1	33	4	7	.571	0	1	.000	3	3	1.000	1	6	7	4	1	0	0	0	0	11	7.2	
01/03/2014	MEM	@	DEN	L	-	32	1	16	1	3	.333	0	1	.000	2	2	1.000	0	0	0	1	2	0	0	0	0	4	7.1	
01/05/2014	MEM	@	DET	W	-	33	2	18	1	3	.333	0	2	.000	4	4	1.000	1	3	4	2	0	0	0	0	0	6	7.1	
01/07/2014	MEM	v	SA	L	1	G	34	3	24	0	2	.000	0	0	---	1	2	.500	0	0	0	3	1	0	0	0	1	6.9	
01/10/2014	MEM	v	PHO	W	-	35	4	17	4	6	.667	1	2	.500	2	2	1.000	1	0	1	1	0	0	0	0	0	11	7.0	
01/12/2014	MEM	v	ATL	W	-	36	4	26	6	8	.750	3	5	.600	0	0	---	0	3	3	2	2	0	1	2	1	15	7.3	
01/14/2014	MEM	v	OKC	W	-	37	4	11	0	1	.000	0	1	.000	0	0	---	0	1	1	1	1	0	0	1	0	0	7.1	
01/15/2014	MEM	@	MIL	W	-	38	4	19	1	8	.125	0	3	.000	0	0	---	0	4	4	1	0	0	2	0	0	2	6.9	
01/17/2014	MEM	v	SAC	W	-	39	4	13	0	2	.000	0	1	.000	0	0	---	0	3	3	1	1	0	0	2	0	0	6.7	
01/20/2014	MEM	v	NO	L	-	40	4	14	2	5	.400	1	4	.250	0	0	---	0	1	1	2	1	0	0	1	0	5	6.7	
01/24/2014	MEM	@	HOU	W	-	41	4	18	1	2	.500	0	0	---	0	0	---	0	2	2	1	2	0	0	2	0	2	6.6	
01/25/2014	MEM	v	HOU	W	-	42	4	10	2	4	.500	1	3	.333	0	0	---	1	0	1	1	0	0	0	0	0	5	6.5	
01/28/2014	MEM	@	POR	W	-	43	4	16	4	5	.800	3	3	1.000	0	0	---	0	2	2	1	1	0	0	1	0	11	6.7	
01/29/2014	MEM	@	SAC	W	-	44	4	27	5	11	.455	1	6	.167	0	1	.000	1	2	3	2	2	0	1	1	0	11	6.8	
01/31/2014	MEM	@	MIN	W	-	45	4	25	2	4	.500	1	2	.500	0	0	---	0	1	1	1	1	0	0	0	0	5	6.7	
02/01/2014	MEM	v	MIL	W	-	46	4	14	1	3	.333	1	3	.333	2	2	1.000	0	3	3	0	1	0	1	2	0	5	6.7	
02/03/2014	MEM	@	OKC	L	-	47	4	24	4	9	.444	1	2	.500	2	2	1.000	1	0	0	1	1	0	0	1	0	11	6.8	
02/05/2014	MEM	v	DAL	L	-	48	4	8	0	1	.000	0	1	.000	0	0	---	0	0	0	1	1	0	0	0	0	0	6.6	
02/08/2014	MEM	@	ATL	W	-	49	4	26	3	7	.429	2	3	.667	0	0	---	1	1	2	1	0	0	1	1	0	8	6.7	
02/09/2014	MEM	@	CLE	L	1	-	50	4	20	0	4	.000	0	2	.000	0	0	---	0	2	2	2	1	0	0	0	0	6.5	
02/11/2014	MEM	v	WAS	W	-	51	4	15	1	3	.333	0	2	.000	0	0	---	0	2	2	1	2	0	0	0	0	2	6.4	
02/12/2014	MEM	@	ORL	W	-	52	4	13	0	1	.000	0	0	---	0	0	---	0	0	0	2	0	0	0	1	0	0	6.3	
02/18/2014	MEM	v	NY	W	-	53	4	20	7	11	.636	5	7	.714	0	0	---	0	1	1	1	0	0	1	0	0	19	6.5	
02/21/2014	MEM	v	LAC	W	-	54	4	24	5	8	.625	2	5	.400	1	1	1.000	0	2	2	1	0	0	0	2	0	13	6.7	
02/22/2014	MEM	@	CHA	L	-	55	4	22	4	6	.667	3	5	.600	0	0	---	1	0	1	2	1	0	0	0	0	11	6.7	
02/26/2014	MEM	v	LAL	W	-	56	4	21	3	5	.600	0	2	.000	0	0	---	1	1	2	1	1	0	0	1	1	6	6.7	
02/28/2014	MEM	@	OKC	L	-	57	4	20	7	9	.778	4	5	.800	1	2	.500	1	1	2	2	1	0	1	0	0	19	6.9	
03/01/2014	MEM	v	CLE	W	-	58	4	6	0	1	.000	0	0	---	0	0	---	0	1	1	0	1	0	0	0	0	0	6.8	
03/03/2014	MEM	@	WAS	W	-	59	4	26	3	6	.500	2	3	.667	2	2	1.000	0	1	1	2	0	0	0	1	0	10	6.9	
03/05/2014	MEM	@	BRK	L	-	60	4	15	0	4	.000	0	1	.000	0	0	---	0	3	3	3	0	0	0	1	0	0	6.8	
03/07/2014	MEM	@	CHI	W	-	61	4	20	5	7	.714	4	5	.800	0	0	---	0	5	5	0	2	0	2	1	1	14	6.9	
03/08/2014	MEM	v	CHA	W	-	62	4	20	3	4	.750	0	0	---	2	2	1.000												



Quincy Pondexter

Position: Guard/Forward • **Height:** 6-6 • **Weight:** 225 lbs.

NBA Experience: 4 seasons

Born: March 10, 1988 (Age 26) in Fresno, California

College: University of Washington

Draft: Oklahoma City Thunder, 1st round (26th pick, 26th overall), 2010 NBA Draft

20

2013-14 SEASON

Averaged 6.3 points, 1.7 rebounds and 1.3 assists on .392 shooting in 18.0 minutes in 15 games (two starts) before a foot injury cut short his third season in Memphis and fourth in the NBA... Scored 14 consecutive points for the Grizzlies and finished with a career-high 22 in 21 minutes off the bench on Nov. 30 vs. Brooklyn... Recorded 15 points and a career-high five assists in his next game played on Dec. 5 vs. LA Clippers... Sustained a tarsal navicular stress fracture in his right foot in his next game, his second start of the season, on Dec. 7 vs. Golden State... Did not play again following the injury, missing the final 63 games of the season... Averaged 18.5 points on .500 shooting in 25.5 minutes in the two games before the season-ending foot injury... Scored 10+ points three times and 20+ points once... Missed 64 games due to injury in total, including one game on Nov. 13 at New Orleans due to a fractured nose... DNP (Coach's Decision) three times.

NBA CAREER

The four-year veteran holds career averages of 4.5 points, 1.8 rebounds and 0.7 assists on .427 shooting in 15.9 minutes in 204 games (17 starts) with the New Orleans Hornets and Memphis Grizzlies... Holds career postseason averages of 6.7 points, 2.2 rebounds and 0.6 assists on .500 shooting in 19.2 minutes in 25 playoff games... **2012-13 (Memphis):** Recorded 6.4 points, 2.2 rebounds and 1.0 assists on .428 shooting in 21.1 minutes in 59 games (one start)... Led the Grizzlies in three-point percentage (career-high .395)... Made a career-high 60 three-pointers after converting just 40 treys in his first two seasons combined... Collected a career-high four steals on Nov. 9 vs. Houston... Converted Memphis' only four-point play of the season on March 1 at Miami, becoming the first Grizzlies player to do so since **Mike Miller** on Dec. 14, 2007 vs. LA Clippers... **2013 Playoffs:** Averaged 8.9 points and 2.5 rebounds on .489 shooting (.453 3FG shooting) in 23.8 minutes in 15 playoff games... Averaged 15.3 points and 3.3 rebounds on .537 shooting (.480 3FG shooting) in 32.0 minutes in the Western Conference Finals against San Antonio... Scored a playoff career-high 22 points in Game 4 of the Western Conference Finals on May 27 vs. San Antonio... His 22 points against the Spurs were the most he had ever scored in a regular season game or playoff game... Led the team in scoring twice during the Western Conference Finals after having not done so in either of the first two rounds of the playoffs or the entire regular season... Knocked down five treys and scored 17 points on May 19 at San Antonio in Game 1 of the Western Conference Finals... Scored 13 points and made three three-pointers in Game 1 of the Western Conference Semifinals on May 5 at Oklahoma City, including a half-court shot to beat the third quarter buzzer... **2011-12 (Memphis):** Averaged 4.2 points, 2.0 rebounds and 0.4 assists on .452 shooting in 15.7 minutes in 64 games (eight starts) in his first season in Memphis... Traded by New Orleans to Memphis for **Greivis Vasquez** two days before opening night... Shot .364 from three-point range in the final 34 games of the regular season after shooting .111 from downtown in the first 30 games... Posted 5.9 points and 2.8 rebounds on .455 shooting in 26.4 minutes as a starter... Scored a career-high tying 17 points on Feb. 8, 2012 vs. Minnesota... Grabbed a career-high eight rebounds on Feb. 29, 2012 vs. Dallas... **2012 Playoffs:** Averaged 4.7 points, 2.3 rebounds and 0.3 assists on .667 shooting in 16.3 minutes in seven games against the Los Angeles Clippers in the first round of the 2012 Western Conference Playoffs... **2010-11 (New Orleans):** Averaged 2.8 points, 1.3 rebounds and 0.4 assists on .406 shooting in 11.1 minutes in 66 games (six starts) as a rookie... Posted 2.8 points and 2.2 rebounds in 21.8 minutes as a starter... Tallied seven points and three rebounds in his first career start on Jan. 21, 2011 at Atlanta... **2011 Playoffs:** Totaled two points, one rebound and one assist in nine minutes in three postseason games.

CAREER TRANSACTIONS

The all-time leader in games played at the University of Washington was drafted by the Oklahoma City Thunder in the first round (26th overall) of the 2010 NBA Draft on June 24, 2010... Draft rights traded on draft night by the Oklahoma City Thunder with the draft rights to **Craig Brackins** (21st) to the New Orleans Hornets for the draft rights to **Cole Aldrich** (11th) and **Morris Peterson**... Traded by the New Orleans Hornets to the Memphis Grizzlies for **Greivis Vasquez** on Dec. 24, 2011... Signed a multi-year contract extension with the Memphis Grizzlies on Oct. 31, 2013.

NBA REGULAR SEASON STATISTICS

Season	Age	Tm	Lg	Pos	G	GS	MP	FG	FGA	FG%	3P	3PA	3P%	2P	2PA	2P%	FT	FTA	FT%	ORB	DRB	TRB	AST	STL	BLK	TOV	PF	PTS	RPG	APG	PPG
2010-11	22	NOH	NBA	SF	66	6	734	73	180	.406	18	50	.360	55	130	.423	24	34	.706	23	65	88	28	17	10	16	63	188	1.3	0.4	2.8
2011-12	23	MEM	NBA	SF	64	8	1002	108	239	.452	22	73	.301	86	166	.518	33	53	.623	55	71	126	27	27	5	30	90	271	2.0	0.4	4.2
2012-13	24	MEM	NBA	SF	59	1	1243	128	299	.428	60	152	.395	68	147	.463	59	75	.787	43	89	132	61	35	6	42	95	375	2.2	1.0	6.4
2013-14	25	MEM	NBA	SG	15	2	270	31	79	.392	11	34	.324	20	45	.444	21	26	.808	10	16	26	20	5	1	15	18	94	1.7	1.3	6.3
Career		NBA			204	17	3249	340	797	.427	111	309	.359	229	488	.469	137	188	.729	131	241	372	136	84	22	103	266	928	1.8	0.7	4.5
3 seasons		MEM	NBA		138	11	2515	267	617	.433	93	259	.359	174	358	.486	113	154	.734	108	176	284	108	67	12	87	203	740	2.1	0.8	5.4
1 season		NOH	NBA		66	6	734	73	180	.406	18	50	.360	55	130	.423	24	34	.706	23	65	88	28	17	10	16	63	188	1.3	0.4	2.8

NBA PLAYOFF STATISTICS

Season	Age	Tm	Lg	Pos	G	GS	MP	FG	FGA	FG%	3P	3PA	3P%	2P	2PA	2P%	FT	FTA	FT%	ORB	DRB	TRB	AST	STL	BLK	TOV	PF	PTS	RPG	APG	PPG
2010-11	22	NOH	NBA	SF	3	0	9	1	6	.167	0	3	.000	1	3	.333	0	0		0	1	1	1	0	0	0	1	2	0.3	0.3	0.7
2011-12	23	MEM	NBA	SF	7	0	114	12	18	.667	2	4	.500	10	14	.714	7	9	.778	3	13	16	2	4	0	5	13	33	2.3	0.3	4.7
2012-13	24	MEM	NBA	SF	15	0	357	46	94	.489	24	53	.453	22	41	.537	17	28	.607	9	29	38	11	11	2	9	31	133	2.5	0.7	8.9
Career		NBA			25	0	480	59	118	.500	26	60	.433	33	58	.569	24	37	.649	12	43	55	14	15	2	14	45	168	2.2	0.6	6.7
2 seasons		MEM	NBA		22	0	471	58	112	.518	26	57	.456	32	55	.582	24	37	.649	12	42	54	13	15	2	14	44	166	2.5	0.6	7.5
1 season		NOH	NBA		3	0	9	1	6	.167	0	3	.000	1	3	.333	0	0		0	1	1	1	0	0	0	1	2	0.3	0.3	0.7

QUINCY PONDEXTER 2013-14 GAME LOG

10+ PTS		3		20+ PTS		2		10+ REB		0		3+ 3FGM		1		3+ STL		1		DBL-DBL		0							
DATE	TM	@	OPP	WL	O	P	G	GS	MIN	FG	FGA	FG%	FG3	FG3A	FG3%	FT	FTA	FT%	OREB	DREB	REB	AST	PF	DQ	STL	TO	BLK	PTS	PPG
10/30/2013	MEM	@	SA	.L	-	-	1	0	22	4	9	.444	2	4	.500	3	3	1.000	2	0	2	3	0	0	1	1	1	13	13.0
11/01/2013	MEM	v	DET	W.	1	-	2	0	18	2	6	.333	1	4	.250	1	2	.500	0	0	0	3	3	0	0	2	0	6	9.5
11/02/2013	MEM	@	DAL	.L	-	-	3	0	14	1	4	.250	0	2	.000	0	0	---	0	2	2	2	3	0	0	2	0	2	7.0
11/04/2013	MEM	v	BOS	W.	-	-	4	0	19	2	6	.333	2	3	.667	2	2	1.000	0	1	1	0	2	0	0	2	0	8	7.3
11/06/2013	MEM	v	NO	.L	-	-	5	0	17	0	4	.000	0	3	.000	0	0	---	1	0	1	1	1	0	0	1	0	0	5.8
11/09/2013	MEM	v	GS	W.	-	-	6	0	4	0	0	---	0	0	---	0	0	---	0	1	1	0	0	0	0	0	0	0	4.8
11/11/2013	MEM	@	IND	.L	-	-	7	0	7	0	4	.000	0	1	.000	0	0	---	1	0	1	0	1	0	1	0	0	0	4.1
11/13/2013	MEM	v	TOR	.L	-	-	NWT (Fractured nose)																						
11/15/2013	MEM	@	LAL	W.	-	-	8	0	20	3	6	.500	0	1	.000	0	0	---	2	4	6	1	1	0	0	2	0	6	4.4
11/17/2013	MEM	@	SAC	W.	-	-	9	0	15	2	3	.667	0	1	.000	1	2	.500	0	5	5	0	2	0	0	1	0	5	4.4
11/18/2013	MEM	@	LAC	W.	-	-	10	0	31	2	5	.400	1	2	.500	2	4	.500	1	0	1	1	2	0	0	1	0	7	4.7
11/20/2013	MEM	@	GS	W.	1	G	11	1	32	2	5	.400	1	2	.500	1	2	.500	1	1	2	2	0	0	0	0	0	6	4.8
11/22/2013	MEM	v	SA	.L	-	-	12	1	7	0	0	---	0	0	---	0	0	---	0	2	2	0	0	0	0	0	0	0	4.4
11/25/2013	MEM	v	HOU	.L	-	-	DNP (Coach's Decision)																						
11/27/2013	MEM	@	BOS	W.	-	-	DNP (Coach's Decision)																						
11/30/2013	MEM	v	BRK	.L	-	-	13	1	21	8	12	.667	3	5	.600	3	3	1.000	0	0	0	1	1	0	0	2	0	22	5.8
12/03/2013	MEM	v	PHO	W.	-	-	DNP (Coach's Decision)																						
12/05/2013	MEM	v	LAC	.L	-	-	14	1	30	4	12	.333	1	4	.250	6	6	1.000	1	0	1	5	1	0	3	1	0	15	6.4
12/07/2013	MEM	v	GS	.L	-	-	G	15	2	13	1	3	.333	0	2	.000	2	2	1.000	1	0	1	1	1	0	0	0	4	6.3
12/09/2013	MEM	v	ORL	W.	-	-	NWT (Tarsal navicular stress fracture, right foot)																						
12/11/2013	MEM	v	OKC	.L	-	-	NWT (Tarsal navicular stress fracture, right foot)																						
12/13/2013	MEM	@	NO	.L	-	-	NWT (Tarsal navicular stress fracture, right foot)																						
12/15/2013	MEM	v	MIN	.L	-	-	NWT (Tarsal navicular stress fracture, right foot)																						
12/17/2013	MEM	v	LAL	.L	-	-	INA (Tarsal navicular stress fracture, right foot)																						
12/18/2013	MEM	@	DAL	.L	-	-	INA (Tarsal navicular stress fracture, right foot)																						
12/21/2013	MEM	@	NY	W.	-	-	INA (Tarsal navicular stress fracture, right foot)																						
12/23/2013	MEM	v	UTA	W.	-	-	INA (Tarsal navicular stress fracture, right foot)																						
12/26/2013	MEM	@	HOU	.L	-	-	INA (Tarsal navicular stress fracture, right foot)																						
12/28/2013	MEM	v	DEN	W.	-	-	INA (Tarsal navicular stress fracture, right foot)																						
12/30/2013	MEM	v	CHI	.L	-	-	INA (Tarsal navicular stress fracture, right foot)																						
01/02/2014	MEM	@	PHO	W.	-	-	INA (Tarsal navicular stress fracture, right foot)																						
01/03/2014	MEM	@	DEN	.L	-	-	INA (Tarsal navicular stress fracture, right foot)																						
01/05/2014	MEM	@	DET	W.	-	-	INA (Tarsal navicular stress fracture, right foot)																						
01/07/2014	MEM	v	SA	.L	1	-	INA (Tarsal navicular stress fracture, right foot)																						
01/10/2014	MEM	v	PHO	W.	-	-	INA (Tarsal navicular stress fracture, right foot)																						
01/12/2014	MEM	@	ATL	W.	-	-	INA (Tarsal navicular stress fracture, right foot)																						
01/14/2014	MEM	v	OKC	W.	-	-	INA (Tarsal navicular stress fracture, right foot)																						
01/15/2014	MEM	@	MIL	W.	-	-	INA (Tarsal navicular stress fracture, right foot)																						
01/17/2014	MEM	v	SAC	W.	-	-	INA (Tarsal navicular stress fracture, right foot)																						
01/20/2014	MEM	v	NO	.L	-	-	INA (Tarsal navicular stress fracture, right foot)																						
01/24/2014	MEM	@	HOU	W.	-	-	INA (Tarsal navicular stress fracture, right foot)																						
01/25/2014	MEM	v	HOU	W.	-	-	INA (Tarsal navicular stress fracture, right foot)																						
01/28/2014	MEM	@	POR	W.	-	-	INA (Tarsal navicular stress fracture, right foot)																						
01/29/2014	MEM	@	SAC	W.	-	-	INA (Tarsal navicular stress fracture, right foot)																						
01/31/2014	MEM	@	MIN	W.	-	-	INA (Tarsal navicular stress fracture, right foot)																						
02/01/2014	MEM	v	MIL	W.	-	-	INA (Tarsal navicular stress fracture, right foot)																						
02/03/2014	MEM	@	OKC	.L	-	-	INA (Tarsal navicular stress fracture, right foot)																						
02/05/2014	MEM	v	DAL	.L	-	-	INA (Tarsal navicular stress fracture, right foot)																						
02/08/2014	MEM	@	ATL	W.	-	-	INA (Tarsal navicular stress fracture, right foot)																						
02/09/2014	MEM	@	CLE	.L	1	-	INA (Tarsal navicular stress fracture, right foot)																						
02/11/2014	MEM	v	WAS	W.	-	-	INA (Tarsal navicular stress fracture, right foot)																						
02/12/2014	MEM	@	ORL	W.	-	-	INA (Tarsal navicular stress fracture, right foot)																						
02/18/2014	MEM	v	NY	W.	-	-	INA (Tarsal navicular stress fracture, right foot)																						
02/21/2014	MEM	v	LAC	W.	-	-	INA (Tarsal navicular stress fracture, right foot)																						
02/22/2014	MEM	@	CHA	.L	-	-	INA (Tarsal navicular stress fracture, right foot)																						
02/26/2014	MEM	v	LAL	W.	-	-	INA (Tarsal navicular stress fracture, right foot)																						
02/28/2014	MEM	@	OKC	.L	-	-	INA (Tarsal navicular stress fracture, right foot)																						
03/01/2014	MEM	v	CLE	W.	-	-	INA (Tarsal navicular stress fracture, right foot)																						
03/03/2014	MEM	@	WAS	W.	-	-	INA (Tarsal navicular stress fracture, right foot)																						
03/05/2014	MEM	@	BRK	.L	-	-	INA (Tarsal navicular stress fracture, right foot)																						
03/07/2014	MEM	@	CHI	W.	-	-	INA (Tarsal navicular stress fracture, right foot)																						
03/08/2014	MEM	v	CHA	W.	-	-	INA (Tarsal navicular stress fracture, right foot)																						
03/11/2014	MEM	v	POR	W.	-	-	INA (Tarsal navicular stress fracture, right foot)																						
03/12/2014	MEM	@	NO	W.	-	-	INA (Tarsal navicular stress fracture, right foot)																						
03/14/2014	MEM	@	TOR	.L	-	-	INA (Tarsal navicular stress fracture, right foot)																						
03/15/2014	MEM	@	PHI	W.	-	-	INA (Tarsal navicular stress fracture, right foot)																						
03/19/2014	MEM	v	UTA	W.	-	-	INA (Tarsal navicular stress fracture, right foot)																						
03/21/2014	MEM	@	MIA	.L	-	-	INA (Tarsal navicular stress fracture, right foot)																						
03/22/2014	MEM	v	IND	W.	-	-	INA (Tarsal navicular stress fracture, right foot)																						
03/24/2014	MEM	v	MIN	W.	-	-	INA (Tarsal navicular stress fracture, right foot)																						
03/26/2014	MEM	@	UTA	W.	-	-	INA (Tarsal navicular stress fracture, right foot)																						
03/28/2014	MEM	@	GS	.L	-	-	INA (Tarsal navicular stress fracture, right foot)																						
03/30/2014	MEM	@	POR	.L	-	-	INA (Tarsal navicular stress fracture, right foot)																						
03/31/2014	MEM	@	DEN	W.	-	-	INA (Tarsal navicular stress fracture, right foot)																						
04/02/2014	MEM	@	MIN	.L	-	-	INA (Tarsal navicular stress fracture, right foot)																						
04/04/2014	MEM	v	DEN	W.	-	-	INA (Tarsal navicular stress fracture, right foot)																						
04/06/2014	MEM	@	SA	.L	-	-	INA (Tarsal navicular stress fracture, right foot)																						
04/09/2014	MEM	v	MIA	W.	-	-	INA (Tarsal navicular stress fracture, right foot)																						
04/11/2014	MEM	v	PHI	W.	-	-	INA (Tarsal navicular stress fracture, right foot)																						
04/13/2014	MEM	@	LAL	W.	-	-	INA (Tarsal navicular stress fracture, right foot)																						
04/14/2014	MEM	@	PHO	W.	-	-	INA (Tarsal navicular stress fracture, right foot)																						
04/16/2014	MEM	v	DAL	W.	1	-	INA (Tarsal navicular stress fracture, right foot)																						
TOTALS							15	2	270	31	79	.392	11	34	.324	21	26	.808	10	16	26	20	18	0	5	15	1	94	6.3

<u>2013-2014 Regular Season Single-Game Highs</u>					<u>Career Regular Season Single-Game Highs</u>					<u>Career Postseason Single-Game Highs</u>				
MIN	32	11/20/2013	MEM	at GSW	MIN	39	12/26/2012	MEM	vs PHI	MIN	37	05/21/2013	MEM	at SAS
FG	8	11/30/2013	MEM	vs BKN	FG	8	11/30/2013	MEM	vs BKN	FG	7	05/27/2013	MEM	vs SAS
FGA	12	12/05/2013	MEM	vs LAC (2x)	FGA	14	02/08/2012	MEM	vs MIN	FGA	13	05/25/2013	MEM	vs SAS
3FG	3	11/30/2013	MEM	vs BKN	3FG	4	03/25/2013	MEM	at WAS (2x)	3FG	5	05/19/2013	MEM	at SAS
3FGA	5	11/30/2013	MEM	vs BKN	3FGA	7	12/26/2012	MEM	vs PHI (2x)	3FGA	9	05/19/2013	MEM	at SAS
FT	6	12/05/2013	MEM	vs LAC	FT	7	03/02/2011	NOP	at NYK	FT	5	05/27/2013	MEM	vs SAS
FTA	6	12/05/2013	MEM	vs LAC	FTA	9	12/04/2012	MEM	vs PHO	FTA	7	05/27/2013	MEM	vs SAS
OREB	2	11/15/2013	MEM	at LAL (2x)	OREB	4	03/27/2013	MEM	at NYK (2x)	OREB	2	04/25/2013	MEM	vs LAC (2x)
DREB	5	11/17/2013	MEM	at SAC	DREB	5	11/17/2013	MEM	at SAC (2x)	DREB	8	05/21/2013	MEM	at SAS
REB	6	11/15/2013	MEM	at LAL	REB	8	02/29/2012	MEM	vs DAL	REB	9	05/21/2013	MEM	at SAS
AST	5	12/05/2013	MEM	vs LAC	AST	5	12/05/2013	MEM	vs LAC	AST	3	05/05/2013	MEM	at OKC
STL	3	12/05/2013	MEM	vs LAC	STL	4	11/09/2012	MEM	vs HOU	STL	2	05/27/2013	MEM	vs SAS (3x)
TO	2	11/30/2013	MEM	vs BKN (5x)	TO	3	04/13/2013	MEM	vs LAC (3x)	TO	2	05/19/2013	MEM	at SAS (3x)
BLK	1	10/30/2013	MEM	at SAS	BLK	1	10/30/2013	MEM	at SAS (22x)	BLK	1	05/11/2013	MEM	vs OKC (2x)
PTS	22	11/30/2013	MEM	vs BKN	PTS	22	11/30/2013	MEM	vs BKN	PTS	22	05/27/2013	MEM	vs SAS



Tayshaun Prince

Position: Forward • **Height:** 6-9 • **Weight:** 215 lbs.

NBA Experience: 12 seasons

Born: February 28, 1980 (Age 34) in Compton, California

College: University of Kentucky

Draft: Detroit Pistons, 1st round (23rd pick, 23rd overall), 2002 NBA Draft

21

2013-14 SEASON

Concluded his second season in Memphis and 12th in the NBA with averages of 6.0 points, 3.1 rebounds and 1.6 assists on .407 shooting in 25.6 minutes in 76 games (all starts)... Played and started in at least 75 games for the ninth time in his career... Grabbed a season-high nine rebounds on Nov. 17 at Sacramento... Scored a team-high 16 points on Nov. 25 vs. Houston... Recorded a career-high tying three steals on Dec. 15 vs. Minnesota... Scored a season-high 21 points and made eight field goals, including two three-pointers, on March 3 at Washington... Led the team or tied for the team lead in scoring twice, assists once, steals nine times, blocks five times and minutes three times... Posted 10+ points 14 times and 20+ points once... Missed six games due to injury... Missed three games from Dec. 18-23 due to left knee soreness... Missed three games from April 6-11 due to a sprained left ankle.

NBA CAREER

The 12-year veteran holds career averages of 12.0 points, 4.5 rebounds and 2.5 assists on .455 shooting in 32.6 minutes in 882 games (842 starts) for the Detroit Pistons and Memphis Grizzlies... The starting small forward for the 2004 NBA Champion Detroit Pistons... Named to the NBA All-Defensive Second Team in four consecutive seasons (2005-08)... Selected to the USA Senior National Team that recorded a 10-0 record and won the gold medal at the FIBA Americas Championship in 2007 and went 8-0 to win the gold medal at the 2008 Olympic Games in Beijing, China... Averaged 4.3 points and 1.9 rebounds in 11.0 minutes in eight games during the 2008 Olympic Games... Has started 838 games since the start of the 2003-04 season, second only to **LeBron James**... Ranks fifth in Pistons history in games played (769)... Has made the NBA Playoffs in nine of his 12 professional seasons... Holds career postseason averages of 11.9 points, 5.4 rebounds and 2.7 assists in 36.6 minutes in 133 playoff games... Owns 38 career double-doubles... **2012-13 (Detroit/Memphis):** Averaged 10.4 points, 4.4 rebounds and 2.4 assists on .438 shooting (.404 3FG shooting) in 32.1 minutes in 82 games (81 starts) with Detroit and Memphis, playing an 82-game regular season slate for the seventh time in his career... One of 17 players to play 82 games and start at least 81... Shot at least .400 from three-point range for the first time since his rookie season... After 10-plus seasons in Detroit, traded by the Pistons with **Austin Daye** to Memphis on Jan. 30 as part of a three-team trade that sent **Rudy Gay** and **Hamed Haddadi** from Memphis to the Toronto Raptors, and **Ed Davis** and a 2013 second round draft pick from Toronto to Memphis and **Jose Calderon** from Toronto to Detroit... Averaged 8.8 points, 4.2 rebounds and 2.3 assists on .429 shooting in 31.7 minutes in 37 games (36 starts) with the Grizzlies... Posted 11.7 points, 4.6 rebounds and 2.5 assists on .444 shooting in 32.4 minutes in 45 games (all starts) for the Pistons... Left the Pistons ranked fifth in franchise history in games played (769) and three-pointers made (499), seventh in blocks (441), eighth in points (9,838) and field goals made (3,960) and 10th in rebounds (3,586) and assists (2,036)... Came off the bench to score 14 points on 7-of-11 shooting in his Grizzlies debut on Feb. 1 vs. Washington... His lone appearance off the bench against the Wizards snapped a streak of 672 consecutive starts that dated back to Feb. 18, 2004 vs. Milwaukee... Surpassed 10,000 career points on March 13 at LA Clippers... Scored 18 points and made all eight of his field goal attempts on Feb. 10 vs. Minnesota, tying a Grizzlies franchise record for most field goals made without a miss... **2013 Playoffs:** Averaged 7.0 points, 3.8 rebounds and 1.9 assists on .355 shooting in 30.1 minutes, helping Memphis reach the Western Conference Finals for the first time in franchise history... **2011-12 (Detroit):** Averaged 12.7 points, 4.5 rebounds and 2.4 assists on .421 shooting in a team-high 33.1 minutes in 63 games (all starts) in his 10th season in with the Pistons... Reached 9,000 career points on March 14, 2012 at Sacramento, becoming the 10th Piston to score at least 9,000 points... Played his 700th career game on March 10, 2012 vs. Toronto, becoming only the sixth Piston to play in 700 games, joining **Joe Dumars**, **Isiah Thomas**, **Bill Laimbeer**, **Vinnie Johnson** and **Lindsey Hunter**... Led the team in minutes per game for the sixth time in his career... **2010-11 (Detroit):** Averaged 14.1 points, 4.2 rebounds and 2.8 assists on .473 shooting in a team-high 32.8 minutes in 78 games (all starts)... **2009-10 (Detroit):** Averaged 13.5 points, 5.1 rebounds and 3.3 assists in 34.0 minutes in 49 games (all starts), his fewest games played since his rookie season... Missed 26 games with a ruptured disc in his lower back, which ended a streak of 497 consecutive games played... His 497 consecutive games played ranked third in franchise history behind **Terry Tyler** (574) and **Bill Laimbeer** (561)... **2008-09 (Detroit):** Averaged 14.2 points, a career-high 5.8 rebounds and 3.1 assists in a career-high 37.3 minutes, playing in all 82 games (all starts) for the sixth consecutive season... Collected a career-high 16 rebounds on Nov. 13, 2008 at Golden State... Dished out a career-high 12 assists on March 20, 2009 vs. LA Clippers... Played a career-high tying 55 minutes on March 18, 2009 at Houston... Tallied a career-high 11 double-doubles... **2009 Playoffs:** Registered 3.8 points, 3.5 rebounds and 1.3 assists on .259 shooting in 32.3 minutes in four games against the Cleveland Cavaliers in the opening round of the Eastern Conference Playoffs... **2007-08 (Detroit):** Averaged 13.2 points, 4.9 rebounds and a career-high 3.3 assists on .448 shooting in 32.9 minutes in 82 games (all starts), his fifth consecutive season to play in all 82 games... Named to the NBA All-Defensive Second Team for the fourth consecutive season... Scored a career-high 34 points on Nov. 1, 2007 at Miami... **2008 Playoffs:** Posted 13.8 points, 5.5 rebounds and 3.2 assists on .481 shooting in 39.5 minutes in 17 playoff games... Made a game-saving block on **Hedo Turkoglu** on May 13, 2008 vs. Orlando in Game 5 of the Eastern Conference Semifinals... **2006-07 (Detroit):** Averaged 14.3 points, 5.2 rebounds and 2.8 assists on .460 shooting in 36.6 minutes in 82 games (all starts), appearing in every game for the fourth consecutive season... Named to the NBA All-Defensive Second Team for the third consecutive season... Made a career-high 81 three-point field goals, including a career-high six treys on Dec. 1, 2006 vs. New York... **2007 Playoffs:** Averaged 14.1 points, 6.4 rebounds and 3.8 assists on .415 shooting in 41.6 minutes in 16 playoff games, as Detroit advanced to the Eastern Conference Finals... **2005-06 (Detroit):** Posted 14.1 points, 4.2 rebounds and 2.3 assists on .455 shooting in 35.3 minutes in 82 games (all starts)... Named to the NBA All-Defensive Second Team for the second consecutive season... Played a career-high tying 55 minutes on Nov. 25, 2005 vs. Washington... **2006 Playoffs:** Averaged a playoff career-high 16.4 points, 5.7 rebounds and 3.0 assists on .459 shooting in 18 playoff games, helping guide the Pistons to the Eastern Conference Finals... Scored a playoff career-high 29 points on May 31, 2006 vs. Miami in Game 5 of the Eastern Conference Finals... **2004-05 (Detroit):** Registered 14.7 points, 5.3 rebounds and 3.0 assists on a career-best .487 shooting in 37.1 minutes in 82 games (all starts)... Named to the NBA All-Defensive Second Team for the first time... Finished third in the 2005 NBA Most Improved Player voting after improving his averages in nearly every statistical category... Recorded his first 1,000-point season... **2005 Playoffs:** Started all 25 playoff games, averaging 13.4 points, 6.3 rebounds and 3.3 assists on .433 shooting in 40.9 minutes, helping lead Detroit to the 2005 Eastern Conference Championship and a seven-game NBA Finals series with the San Antonio Spurs... **2003-04 (Detroit):** Averaged 10.3 points, 4.8 rebounds and 2.3 assists on .467 shooting in 32.9 minutes, playing in all 82 games (80 starts)... **2004 Playoffs:** Posted 9.9 points, 6.0 rebounds and 2.3 assists on .410 shooting in 34.6 minutes in 23 playoff games, as Detroit defeated the Los Angeles Lakers in five games to capture the 2004 NBA Championship... Saved the game for the Pistons by blocking **Reggie Miller**'s breakaway layup attempt on May 24, 2004 in Game 2 of the Eastern Conference Finals... **2002-03 (Detroit):** Averaged 3.3 points and 1.1 rebounds on .449 shooting in 10.4 minutes in 42 appearance (five starts) as a rookie... **2003 Playoffs:** Notched 9.4 points and 3.8 rebounds on .426 shooting in 25.5 minutes in 15 playoff games... Made the game-tying basket with 4.2 seconds remaining on May 8 at Philadelphia in Game 2 of the Eastern Conference Semifinals and then scored seven of his 20 points in overtime to give the Pistons a 104-97 victory.

CAREER TRANSACTIONS

Drafted by the Detroit Pistons in the first round (23rd overall) of the 2002 NBA Draft on June 26, 2002... Signed a multi-year contract with the Detroit Pistons on July 2, 2002... Signed a multi-year extension with the Detroit Pistons on Oct. 31, 2005... Signed a multi-year extension with the Detroit Pistons on Dec. 9, 2011... As part of a three-team trade on Jan. 30, 2013, traded by the Detroit Pistons with **Tayshaun Prince** to the Memphis Grizzlies; the Toronto Raptors traded **Ed Davis** and a 2013 second round draft pick to the Memphis Grizzlies and traded **Jose Calderon** to the Detroit Pistons; the Memphis Grizzlies traded **Rudy Gay** and **Hamed Haddadi** to the Toronto Raptors.

TAYSHAUN PRINCE (CONTINUED)

NBA REGULAR SEASON STATISTICS

Season	Age	Tm	Lg	Pos	G	GS	MP	FG	FGA	FG%	3P	3PA	3P%	2P	2PA	2P%	FT	FTA	FT%	ORB	DRB	TRB	AST	STL	BLK	TOV	PF	PTS	RPG	APG	PPG
2002-03	22	DET	NBA	SF	42	5	435	53	118	.449	20	47	.426	33	71	.465	11	17	.647	5	40	45	24	10	14	21	25	137	1.1	0.6	3.3
2003-04	23	DET	NBA	SF	82	80	2701	338	723	.467	57	157	.363	281	566	.496	108	141	.766	93	297	390	191	63	69	119	149	841	4.8	2.3	10.3
2004-05	24	DET	NBA	SF	82	82	3039	469	963	.487	47	138	.341	422	825	.512	221	274	.807	133	302	435	247	56	71	135	161	1206	5.3	3.0	14.7
2005-06	25	DET	NBA	SF	82	82	2898	455	999	.455	64	183	.350	391	816	.479	182	238	.765	104	242	346	186	62	39	91	96	1156	4.2	2.3	14.1
2006-07	26	DET	NBA	SF	82	82	3001	459	997	.460	81	210	.386	378	787	.480	172	224	.768	144	285	429	227	51	55	98	116	1171	5.2	2.8	14.3
2007-08	27	DET	NBA	SF	82	82	2694	421	940	.448	53	146	.363	368	794	.463	185	241	.768	109	289	398	268	42	33	91	90	1080	4.9	3.3	13.2
2008-09	28	DET	NBA	SF	82	82	3057	459	1020	.450	56	141	.397	403	879	.458	189	243	.778	128	348	476	253	44	51	101	104	1163	5.8	3.1	14.2
2009-10	29	DET	NBA	SF	49	49	1664	282	580	.486	27	73	.370	255	507	.503	70	98	.714	71	177	248	161	34	22	60	77	661	5.1	3.3	13.5
2010-11	30	DET	NBA	SF	78	78	2562	473	1001	.473	34	98	.347	439	903	.486	118	168	.702	78	251	329	215	30	41	82	90	1098	4.2	2.8	14.1
2011-12	31	DET	NBA	SF	63	63	2087	336	798	.421	37	104	.356	299	694	.431	89	115	.774	72	209	281	153	27	32	74	77	798	4.5	2.4	12.7
2012-13	32	TOT	NBA	SF	82	81	2631	359	820	.438	38	94	.404	321	726	.442	96	130	.738	72	292	364	196	48	25	89	86	852	4.4	2.4	10.4
2012-13	32	DET	NBA	SF	45	45	1457	215	484	.444	23	53	.434	192	431	.445	74	93	.796	43	166	209	111	21	13	54	45	527	4.6	2.5	11.7
2012-13	32	MEM	NBA	SF	37	36	1174	144	336	.429	15	41	.366	129	295	.437	22	37	.595	29	126	155	85	27	12	35	41	325	4.2	2.3	8.8
2013-14	33	MEM	NBA	SF	76	76	1948	200	492	.407	20	69	.290	180	423	.426	34	60	.567	32	202	234	119	39	19	41	63	454	3.1	1.6	6.0
Career			NBA		882	842	28717	4304	9451	.455	534	1460	.366	3770	7991	.472	1475	1949	.757	1041	2934	3975	2240	506	471	1002	1134	10617	4.5	2.5	12.0
11 seasons		DET	NBA		769	730	25595	3960	8623	.459	499	1350	.370	3461	7273	.476	1419	1852	.766	980	2606	3586	2036	440	440	926	1030	9838	4.7	2.6	12.8
2 seasons		MEM	NBA		113	112	3122	344	828	.415	35	110	.318	309	718	.430	56	97	.577	61	328	389	204	66	31	76	104	779	3.4	1.8	6.9

NBA PLAYOFF STATISTICS

Season	Age	Tm	Lg	Pos	G	GS	MP	FG	FGA	FG%	3P	3PA	3P%	2P	2PA	2P%	FT	FTA	FT%	ORB	DRB	TRB	AST	STL	BLK	TOV	PF	PTS	RPG	APG	PPG
2002-03	22	DET	NBA	SF	15	3	382	49	115	.426	14	48	.292	35	67	.522	29	38	.763	11	46	57	23	8	13	16	20	141	3.8	1.5	9.4
2003-04	23	DET	NBA	SF	23	23	795	87	212	.410	13	49	.265	74	163	.454	41	55	.745	41	96	137	53	25	31	19	61	228	6.0	2.3	9.9
2004-05	24	DET	NBA	SF	25	25	1023	133	307	.433	22	60	.367	111	247	.449	48	60	.800	56	102	158	83	26	9	37	50	336	6.3	3.3	13.4
2005-06	25	DET	NBA	SF	18	18	745	106	231	.459	21	46	.457	85	185	.459	63	76	.829	43	59	102	54	12	15	31	23	296	5.7	3.0	16.4
2006-07	26	DET	NBA	SF	16	16	665	83	200	.415	18	44	.409	65	156	.417	41	54	.759	27	76	103	60	15	5	30	30	225	6.4	3.8	14.1
2007-08	27	DET	NBA	SF	17	17	671	100	208	.481	8	25	.320	92	183	.503	27	34	.794	32	62	94	55	14	8	32	30	235	5.5	3.2	13.8
2008-09	28	DET	NBA	SF	4	4	129	7	27	.259	1	5	.200	6	22	.273	0	0		1	13	14	5	1	0	5	4	15	3.5	1.3	3.8
2012-13	32	MEM	NBA	SF	15	15	454	43	121	.355	5	19	.263	38	102	.373	14	23	.609	12	45	57	29	7	5	10	18	105	3.8	1.9	7.0
Career			NBA		133	121	4864	608	1421	.428	102	296	.345	506	1125	.450	263	340	.774	223	499	722	362	108	86	180	236	1581	5.4	2.7	11.9
7 seasons		DET	NBA		118	106	4410	565	1300	.435	97	277	.350	468	1023	.457	249	317	.785	211	454	665	333	101	81	170	218	1476	5.6	2.8	12.5
1 season		MEM	NBA		15	15	454	43	121	.355	5	19	.263	38	102	.373	14	23	.609	12	45	57	29	7	5	10	18	105	3.8	1.9	7.0

TAYSHAUN PRINCE 2013-14 GAME LOG

10+ PTS	14	20+ PTS	1	10+ REB	0	10+ AST	0	3+ STL	1	DBL-DBL	0																		
DATE	TM	@	OPP	WL	O	P	G	GS	MIN	FG	FGA	FG%	FG3	FG3A	FG3%	FT	FTA	FT%	OREB	DREB	REB	AST	PF	DQ	STL	TO	BLK	PTS	PPG
10/30/2013	MEM	@	SA	L	-	F	1	1	20	4	11	.364	1	2	.500	0	0	---	0	2	2	1	1	0	0	0	0	9	9.0
11/01/2013	MEM	v	DET	W	1	F	2	2	20	3	6	.500	1	2	.500	1	2	.500	0	2	2	2	0	0	0	1	0	8	8.5
11/02/2013	MEM	@	DAL	L	-	F	3	3	17	1	2	.500	0	0	---	1	2	.500	0	2	2	1	1	0	1	3	0	3	6.7
11/04/2013	MEM	v	BOS	W	-	F	4	4	20	2	4	.500	0	0	---	0	0	---	1	2	3	3	0	0	0	1	0	4	6.0
11/06/2013	MEM	v	NO	L	-	F	5	5	17	2	4	.500	0	0	---	0	0	---	0	2	2	1	1	0	0	2	1	4	5.6
11/09/2013	MEM	v	GS	W	-	F	6	6	37	3	7	.429	0	2	.000	4	4	1.000	0	6	6	3	1	0	0	0	0	10	6.3
11/11/2013	MEM	@	IND	L	-	F	7	7	26	2	5	.400	0	0	---	2	2	1.000	0	0	0	1	0	0	0	0	0	6	6.3
11/13/2013	MEM	v	TOR	L	-	F	8	8	34	3	8	.375	0	1	.000	0	0	---	0	3	3	4	2	0	0	0	1	6	6.3
11/15/2013	MEM	@	LAL	W	-	F	9	9	28	3	9	.333	0	3	.000	0	0	---	0	6	6	1	1	0	2	0	1	6	6.2
11/17/2013	MEM	@	SAC	W	-	F	10	10	31	3	8	.375	0	1	.000	0	0	---	1	8	9	4	2	0	0	1	1	6	6.2
11/18/2013	MEM	@	LAC	W	-	F	11	11	36	2	8	.250	0	0	---	4	5	.800	0	2	2	2	1	0	0	1	0	8	6.4
11/20/2013	MEM	@	GS	W	1	F	12	12	38	4	8	.500	0	0	---	0	0	---	0	3	3	1	1	0	2	0	0	8	6.5
11/22/2013	MEM	v	SA	L	-	F	13	13	36	5	13	.385	0	2	.000	0	0	---	0	4	4	2	0	0	0	0	1	10	6.8
11/25/2013	MEM	v	HOU	L	-	F	14	14	35	7	10	.700	1	1	1.000	1	2	.500	1	0	1	2	1	0	1	1	0	16	7.4
11/27/2013	MEM	@	BOS	W	-	F	15	15	32	4	10	.400	0	0	---	1	2	.500	0	4	4	1	1	0	0	1	0	9	7.5
11/30/2013	MEM	v	BRK	L	-	F	16	16	23	0	4	.000	0	0	---	0	0	---	0	1	1	0	0	0	0	1	0	0	7.1
12/03/2013	MEM	v	PHO	W	-	F	17	17	31	5	6	.833	0	0	---	0	0	---	1	1	2	0	1	0	1	0	0	10	7.2
12/05/2013	MEM	v	LAC	L	-	F	18	18	18	0	5	.000	0	0	---	1	2	.500	0	2	2	0	1	0	0	1	0	1	6.9
12/07/2013	MEM	v	GS	L	-	F	19	19	20	2	7	.286	0	0	---	0	0	---	1	1	2	0	0	0	1	1	0	4	6.7
12/09/2013	MEM	v	ORL	W	-	F	20	20	34	3	8	.375	0	0	---	0	0	---	1	3	4	2	1	0	0	0	0	6	6.7
12/11/2013	MEM	v	OKC	L	-	F	21	21	29	2	6	.333	0	0	---	0	2	.000	1	2	3	1	0	0	2	1	0	4	6.6
12/13/2013	MEM	@	NO	L	-	F	22	22	23	2	8	.250	0	1	.000	0	0	---	2	3	5	3	0	0	0	0	0	4	6.5
12/15/2013	MEM	v	MIN	L	-	F	23	23	26	1	5	.200	0	0	---	0	0	---	0	4	4	1	1	0	3	1	0	2	6.3
12/17/2013	MEM	v	LAL	L	-	F	24	24	9	0	1	.000	0	0	---	0	0	---	0	1	1	0	1	0	0	1	0	0	6.0
12/18/2013	MEM	@	DAL	L	-	DND	(Left knee soreness)																						
12/21/2013	MEM	@	NY	W	-	DND	(Left knee soreness)																						
12/23/2013	MEM	v	UTA	W	-	DND	(Left knee soreness)																						
12/26/2013	MEM	@	HOU	L	-	F	25	25	25	4	7	.571	1	2	.500	0	0	---	0	1	1	4	1	0	1	0	0	9	6.1
12/28/2013	MEM	v	DEN	W	-	F	26	26	24	4	7	.571	0	0	---	1	2	.500	2	3	5	2	0	0	1	1	0	9	6.2
12/30/2013	MEM	v	CHI	L	-	F	27	27	20	1	2	.500	0	0	---	1	2	.500	0	2	2	0	1	0	0	2	0	3	6.1
01/02/2014	MEM	@	PHO	W	-	F	28	28	15	1	5	.200	0	1	.000	0	0	---	0	2	2	2	1	0	1	0	0	2	6.0
01/03/2014	MEM	@	DEN	L	-	F	29	29	29	5	9	.556	1	1	1.000	2	2	1.000	1	3	4	3	1	0	0	1	0	13	6.2
01/05/2014	MEM	@	DET	W	-	F	30	30	32	6	11	.545	1	1	1.000	2	2	1.000	0	4	4	4	0	0	0	1	0	15	6.5
01/07/2014	MEM	v	SA	L	1	F	31	31	27	4	9	.444	0	0	---	0	0	---	0	1	1	4	4	0	1	0	0	8	6.5
01/10/2014	MEM	v	PHO	W	-	F	32	32	23	1	5	.200	1	2	.500	0	4	.000	0	3	3	1	0	0	0	0	1	3	6.4
01/12/2014	MEM	v	ATL	W	-	F	33	33	22	5	11	.455	1	1	1.000	0	0	---	0	1	1	0	1	0	1	0	0	11	6.6
01/14/2014	MEM	v	OKC	W	-	F	34	34	34	1	4	.250	0	1	.000	0	0	---	1	4	5	3	1	0	2	0	0	2	6.4
01/15/2014	MEM	@	MIL	W	-	F	35	35	25	2	7	.286	1	3	.333	3	4	.750	1	1	2	0	2	0	1	0	1	8	6.5
01/17/2014	MEM	v	SAC	W	-	F	36	36	27	1	5	.200	0	1	.000	0	0	---	0	4	4	1	0	0	1	0	0	2	6.4
01/20/2014	MEM	v	NO	L	-	F	37	37	34	2	6	.333	1	3	.333	0	0	---	0	1	1	2	3	0	0	1	2	5	6.3
01/24/2014	MEM	@	HOU	W	-	F	38	38	33	3	10	.300	1	1	1.000	0	0	---	0	5	5	3	0	0	0	1	0	7	6.3
01/25/2014	MEM	v	HOU	W	-	F	39	39	24	1	5	.200	0	1	.000	0	0	---	0	4	4	0	0	0	0	0	0	2	6.2
01/28/2014	MEM	@	POR	W	-	F	40	40	31	2	6	.333	0	1	.000	0	0	---	0	6	6	3	0	0	0	1	0	4	6.2
01/29/2014	MEM	@	SAC	W	-	F	41	41	30	4	5	.800	1	2	.500	0	0	---	0	2	2	0	1	0	2	0	1	9	6.2
01/31/2014	MEM	@	MIN	W	-	F	42	42	33	5	11	.455	1	4	.250	0	2	.000	2	3	5	1	2	0	0	2	0	11	6.4
02/01/2014	MEM	v	MIL	W	-	F	43	43	23	0	5	.000	0	0	---	0	0	---	0	3	3	3	2	0	1	0	0	0	6.2
02/03/2014	MEM	@	OKC	L	-	F	44	44	29	2	10	.200	0	2	.000	0	0	---	0	0	0	5	1	0	0	0	0	4	6.2
02/05/2014	MEM	v	DAL	L	-	F	45	45	23	0	3	.000	0	2	.000	0	0	---	0	4	4	2	0	0	0	0	0	0	6.0
02/08/2014	MEM	@	ATL	W	-	F	46	46	10	0	3	.000	0	0	---	0	0	---	0	3	3	1	0	0	0	0	0	0	5.9
02/09/2014	MEM	@	CLE	L	1	F	47	47	28	3	6	.500	1	1	1.000	0	0	---	0	3	3	0	0	0	1	0	0	7	5.9
02/11/2014	MEM	v	WAS	W	-	F	48	48	23	3	4	.750	1	1	1.000	0	0	---	0	2	2	2	1	0	1	1	0	7	5.9
02/12/2014	MEM	@	ORL	W	-	F	49	49	35	7	13	.538	0	2	.000	0	0	---	1	4	5	1	1	0	0	1	0	14	6.1
02/18/2014	MEM	v	NY	W	-	F	50	50	39	5	8	.625	0	1	.000	0	2	.000	1	3	4	0	1	0	0	1	1	10	6.2
02/21/2014	MEM	v	LAC	W	-	F	51	51	19	1	3	.333	0	1	.000	0	0	---	0	2	2	4	0	0	1	0	0	2	6.1
02/22/2014	MEM	@	CHA	L	-	F	52	52	14	1	4	.250	0	0	---	0	1	.000	0	2	2	0	0	0	0	0	1	2	6.0
02/26/2014	MEM	v	LAL	W	-	F	53	53	23	3	8	.375	0	0	---	1	2	.500	1	3	4	2	2	0	2	0	0	7	6.0
02/28/2014	MEM	@	OKC	L	-	F	54	54	26	5	9	.556	2	2	1.000	0	0	---	0	1	1	3	2	0	2	0	0	12	6.1
03/01/2014	MEM	v	CLE	W	-	F	55	55	33	1	8	.125	0	2	.000	0	0	---	1	4	5	3	1	0	0	0	1	2	6.1
03/03/2014	MEM	@	WAS	W	-	F	56	56	30	8	11	.727	2	3	.667	3	3	1.000	1	5	6	1	0	0	1	1	0	21	6.3
03/05/2014	MEM	@	BRK	L	-	F	57	57	17	0	0	---	0	0	---	0	0	---	0	1	1	1	0	0	0	0	0	0	6.2
03/07/2014	MEM	@	CHI	W	-	F	58	58	22	0	2	.000	0	0	---	0	0	---	0	0	0	1	1	0	0	1	1	0	6.1
03/08/2014</																													



Zach Randolph

Position: Forward • **Height:** 6-9 • **Weight:** 260 lbs.

NBA Experience: 13 seasons

Born: July 16, 1981 (Age 32) in Marion, Indiana

College: Michigan State University

Draft: Portland Trail Blazers, 1st round (19th pick, 19th overall), 2001 NBA Draft

50

2013-14 SEASON

Completed his fifth season in Memphis and 13th in the NBA with averages of 17.4 points, 10.1 rebounds and 2.5 assists on .467 shooting in 34.2 minutes in 79 games (all starts)... Led the Grizzlies in scoring average, rebounding average, total points (1,372) and total rebounds (795) for the fourth time since coming to Memphis... Also led the team in total offensive rebounds (265), total defensive rebounds (530), field goals made (560), field goals attempted (1,198), free throws made (250), free throws attempted (337) and total minutes (2,705)... Set career highs for total assists (200) and assists per game... Tied for fourth in the NBA in double-doubles (47) and ranked ninth in rebound average, tied for 36th in scoring average and 39th in minutes per game... Recorded a double-double average for the seventh time in the last eight seasons and for the eighth time in his career... One of seven players to average at least 17 points and 10 rebounds per game... Scored 14 of his 28 points and tallied 12 of the Grizzlies' final 14 in the team's first road win of the season on Nov. 15 at LA Lakers... Averaged 24.3 points and 12.0 rebounds on .574 shooting during Memphis' four-game road sweep of every Californian NBA team (LA Lakers, Sacramento, LA Clippers, Golden State) from Nov. 15-20, recording at least 20 points and 10 rebounds in all four games... That marked the third time in 11 occurrences since the start of the 1985-86 season that a team swept all four Californian teams on the same road trip... Posted 23 points and a season-high 20 rebounds, including a season-best 10 offensive boards, on Jan. 20 vs. New Orleans in the 12th Annual Martin Luther King Jr. Day Game, marking his 11th career game with at least 20 points and 20 rebounds (ninth in a Grizzlies uniform)... Recorded his 190th double-double with Memphis on Jan. 28 at Portland, breaking the franchise record previously held by **Pau Gasol**... Randolph broke the club record despite playing 175 fewer games with the Grizzlies than Gasol... Recorded his 400th career double-double on March 26 at Utah, becoming the eighth active player to notch 400 career double-doubles and the fourth quickest among active players to reach 400 behind only **Tim Duncan**, **Dwight Howard** and **Kevin Garnett**... Scored a season-high 32 points, the highest scoring performance by any Grizzlies player during the season, on April 14 at Phoenix in helping Memphis clinch its franchise-record fourth consecutive playoff berth... Averaged 29.5 points and 11.5 rebounds on .553 shooting in 42.5 minutes in the final two games of the season from April 14-16, including a 27-point, 14-rebound game in the regular season finale, a 106-105 overtime victory on April 16 vs. Dallas that earned Memphis the seventh seed in the Western Conference Playoffs... Led the team or tied for the team lead in scoring 33 times, rebounding 57 times, assists eight times, steals eight times, blocks five times and minutes 22 times... Posted 10+ points 74 times, 20+ points 34 times and 30+ points once... Grabbed 10+ rebounds 47 times and 20+ rebounds once... Recorded 47 double-doubles... Notched 20+ points and 10+ rebounds 27 times... Tallied 20+ points and 20+ rebounds once... Had more games with 20+ points, 10+ rebounds and 5+ offensive rebounds (16) than any other NBA player... Missed three games due to injury/illness... Missed two games from Nov. 30-Dec. 3 with a toe injury... Did not play on March 5 at Brooklyn due to flu-like symptoms... Won the Kia NBA Community Assist Award in November 2013, his third time to receive the honor, for his outstanding contributions to the Memphis community.

NBA CAREER

The 13-year veteran holds career averages of 17.2 points, 9.4 rebounds and 1.8 assists on .472 shooting in 32.0 minutes in 845 games (696 starts) with the Portland Trail Blazers, New York Knicks, Los Angeles Clippers and Memphis Grizzlies... Selected to the 2010-11 All-NBA Third Team... His selection to an All-NBA team marked a career first and a franchise first for the Grizzlies... A two-time NBA All-Star (2010, 2013) and the only Grizzlies player to make multiple All-Star appearances... Winner of the 2003-04 NBA Most Improved Player Award... Averaged at least 20 points and 10 rebounds in five of his 12 professional seasons... The Grizzlies' all-time postseason leader in points (385), rebounds (210), rebounding average (10.5), field goals made (137) and free throws made (109)... Holds career postseason averages of 17.3 points, 9.8 rebounds and 1.7 assists on .456 shooting in 35.4 minutes in 43 playoff games... Owns 405 career double-doubles (7th among active players)... **2012-13 (Memphis):** Selected to the NBA All-Star Team for the second time in his career, becoming the first Grizzlies player to make multiple All-Star appearances... Recorded 15.4 points, 11.2 rebounds and 1.4 assists on .460 shooting in 34.3 minutes in 76 games (75 starts)... Led the NBA in total offensive rebounds (310) for the second time in his career (2009-10) and tallied the third-highest number of offensive boards in his career... Ranked fourth in the league in double-doubles (45)... Tied for fourth in the league in rebounding and was one of three qualifying players to average at least 15 points and 11 rebounds per game (**Dwight Howard**, **David Lee**)... Averaged a double-double for the seventh time in his career... Recorded six points and five rebounds in 13 minutes in the 2013 NBA All-Star Game on Feb. 17 at the Toyota Center in Houston... Exploded for a season-high 38 points and season-best 22 rebounds in 44 minutes in an overtime win over Phoenix on Dec. 4, his fourth career 30-20 game and third in a Grizzlies uniform... Poured in 25 points and 19 rebounds in the regular season finale on April 17 vs. Utah... **2013 Playoffs:** Led the team in scoring (17.4 points) and rebounding (10.0)... Ranked T-15th in the league in scoring and seventh in rebounding during the postseason... Averaged 11.0 points and 12.0 rebounds on .302 shooting in 38.5 minutes in the Western Conference Finals against San Antonio... Averaged 18.4 points, 10.8 rebounds and 2.2 assists on .446 shooting in 39.6 minutes during the Western Conference Semifinals against Oklahoma City... Averaged 20.8 points and 8.0 rebounds on .568 shooting in 33.7 minutes in the first round against the Los Angeles Clippers... **2011-12 (Memphis):** Posted 11.6 points, 8.0 rebounds and 1.7 assists on .463 shooting in 26.2 minutes in an abbreviated 28-game season due to a torn right medial collateral ligament (MCL) sustained on Jan. 1, 2012 at Chicago... Scored a season-high 25 points in 25 minutes his return game on March 16, 2012 vs. Toronto, becoming just the second player in NBA history to score at least 25 points in his first game following a layoff of 10 weeks or more (**Jeff Malone**, 28 points on March 23, 1995)... **2012 Playoffs:** Averaged 13.7 points, a team-high 9.9 rebounds and 0.9 assists on .420 shooting in 35.4 minutes in seven games against the Los Angeles Clippers in the first round of the Western Conference Playoffs... **2010-11 (Memphis):** Posted 20.1 points, a franchise-record 12.2 rebounds and 2.2 assists on .503 shooting in 36.3 minutes en route to his selection to the 2010-11 All-NBA Third Team... Set a career high in rebounds per game and tied a personal best in assists per game... Ranked third in the NBA in rebounding and 19th in scoring... Earned numerous accolades on and off the court... Named the January 2011 Western Conference Player of the Month, a career first and franchise first for the monthly award... Averaged 22.4 points and 14.2 rebounds in the month of January... Earned three Western Conference Player of the Week Awards for the weeks of Jan. 3, Jan. 24 and March 28, more Western weekly awards than any NBA player except **Russell Westbrook** (four)... Recorded 53 double-doubles... Recorded his 300th career double-double on March 19, 2011 vs. Indiana... Won the NBA Cares Community Assist Award for December 2010... **2011 Playoffs:** Led Memphis to the Western Conference Semifinals for the first time in team history, averaging 22.2 points, 10.8 rebounds and 2.4 assists on .446 shooting in 39.6 minutes in 13 games... Led the team and placed 10th in the NBA in scoring... Ranked second on the team and fourth in the NBA in rebounding... Recorded an NBA-high four 30-point, 10-rebound games... Scored a franchise-record and career-high 34 points in Game 1 of the conference semifinals on May 1, 2011 at Oklahoma City... Posted the first 20-point, 20-rebounds in franchise playoff history with 21 points and a franchise-record tying 21 rebounds in Game 3 of the conference semifinals on May 7, 2011 vs. Oklahoma City... Matched his franchise record with 34 points in triple-overtime on Game 4 of the conference semifinals on May 9, 2011 vs. Oklahoma City... Poured in 17 of his 31 points in the fourth quarter in Memphis' first round series-clinching Game 6 victory on April 29, 2011 vs. San Antonio... Made the deciding three-pointer with 41.9 seconds remaining in Game 3 of the first round on April 23 vs. San Antonio... **2009-10 (Memphis):** Led the Grizzlies in scoring (20.8 points) and rebounding (11.7) on .488 shooting in 37.6 minutes in 81 games (all starts) in his first season in Memphis... Set or tied 16 franchise records en route to his selection to the 2010 All-Star Game, his first career All-Star berth... Became the second All-Star in club history (**Pau Gasol** in 2005-06)... Recorded eight points, six rebounds, two assists and two steals in 19 minutes on Feb. 14, 2010 in Dallas... Ranked tied for third in rebounding and 12th in scoring... One of three players (**Chris Bosh**, **David Lee**) to average at least 20 points and 10 rebounds... Led the NBA with 4.1 offensive rebounds per game... Recorded a career-high and franchise-record 57 double-doubles, second in the NBA behind **Dwight Howard**... Grabbed a career-high 25 rebounds on Feb. 27, 2010 at New York... Recorded his 10,000th career point on April 4, 2010 at Orlando... Recorded his 5,000th career rebound on March 17, 2010 at Houston... Recorded his 200th career double-double on Nov. 10, 2009 vs. Portland... *(continued on next page)*

ZACH RANDOLPH (CONTINUED)

NBA CAREER (continued)

2008-09 (New York/LA Clippers): Averaged 20.8 points and 10.1 rebounds in 35.1 minutes in 50 games (45 starts), splitting time between the New York Knicks and Los Angeles Clippers... Posted 20.9 points and 9.4 rebounds in 35.1 minutes in 39 games (34 starts) with the Clippers... Registered 20.5 points and 12.5 rebounds in 35.3 minutes in 11 games (all starts) with the Knicks... One of four NBA players (**Chris Bosh**, **Dwight Howard**, **Al Jefferson**) to average at least 20 points and 10 rebounds... **2007-08 (New York):** Posted 17.6 points and 10.3 rebounds in 32.5 minutes in 69 games (68 starts)... Led the team in rebounding and ranked second in scoring... Collected 40 double-doubles, 10th in the NBA... **2006-07 (Portland):** Averaged a career-high 23.6 points (12th in the NBA) and 10.1 rebounds (8th) in 35.7 minutes in 68 games (67 starts)... Became the first player in Trail Blazers history to lead the team in scoring and rebounding in four consecutive seasons... The only NBA player to average at least 23 points and 10 rebounds... Scored a career-high 43 points on March 29, 2007 vs. Memphis... **2005-06 (Portland):** Averaged 18.0 points and 8.0 rebounds in 34.4 minutes in 74 games (71 starts)... Led Trail Blazers in scoring, rebounding and double-doubles (21) for a third consecutive year... Recorded a career-high eight assists on Dec. 16, 2005 vs. Seattle... **2004-05 (Portland):** Led the team in scoring (18.9 points) and rebounding (9.6) in 34.8 minutes in 46 games (37 starts)... **2003-04 (Portland):** Enjoyed a breakout campaign by leading the Trail Blazers in scoring (20.1 points) and 10.5 rebounds in 37.9 minutes in 81 games (80 starts)... Named the 2003-04 NBA Most Improved Player, becoming the first Trail Blazer to receive the honor since **Kevin Duckworth** (1987-88)... Ranked 16th in the NBA in scoring, sixth in rebounding and 17th in field goal percentage (.485)... Collected 43 double-doubles... **2002-03 (Portland):** Averaged 8.4 points and 4.5 rebounds in 16.9 minutes in 77 games (11 starts)... Shot a career-high .513 from the field... **2003 Playoffs:** Posted 13.9 points and 8.7 rebounds in a seven-game first-round series against Dallas... Inserted into the starting lineup after Portland fell behind in the series 0-3 and responded by averaging 20.5 points and 11.0 rebounds in the final four contests, as the Trail Blazers became the third team in NBA history to force a Game 7 after starting the series 0-3... **2001-02 (Portland):** Averaged 2.8 points and 1.7 rebounds in 5.8 minutes in 41 games as a rookie... **2002 Playoffs:** Made his postseason debut, logging one minute in Game 1 of a first-round matchup with the Los Angeles Lakers on April 21, 2002.

CAREER TRANSACTIONS

A key contributor for Michigan State's 2001 Final Four squad, the early-entry candidate was drafted by the Portland Trail Blazers in the first round (19th overall) of the 2001 NBA Draft on June 27, 2001... Signed a multi-year contract with the Portland Trail Blazers on Aug. 20, 2001... Signed a multi-year contract extension with the Portland Trail Blazers on Nov. 4, 2004... Traded by the Portland Trail Blazers with **Dan Dickau** and **Fred Jones** to the New York Knicks for **Steve Francis** and **Channing Frye** on June 28, 2007... Traded by the New York Knicks with **Mardy Collins** to the Los Angeles Clippers for **Cuttino Mobley** and **Tim Thomas** on Nov. 21, 2008... Traded by the Los Angeles Clippers to the Memphis Grizzlies for **Quentin Richardson** on July 17, 2009... Signed a multi-year contract extension with the Memphis Grizzlies on April 20, 2011.

NBA REGULAR SEASON STATISTICS

Season	Age	Tm	Lg	Pos	G	GS	MP	FG	FGA	FG%	3P	3PA	3P%	2P	2PA	2P%	FT	FTA	FT%	ORB	DRB	TRB	AST	STL	BLK	TOV	PF	PTS	RPG	APG	PPG
2001-02	20	POR	NBA	PF	41	0	238	48	107	.449	0	0		48	107	.449	18	27	.667	31	38	69	13	7	4	15	29	114	1.7	0.3	2.8
2002-03	21	POR	NBA	PF	77	11	1301	264	515	.513	0	5	.000	264	510	.518	122	161	.758	139	204	343	41	42	14	62	141	650	4.5	0.5	8.4
2003-04	22	POR	NBA	PF	81	80	3067	663	1368	.485	1	5	.200	662	1363	.486	299	393	.761	242	609	851	163	68	41	247	227	1626	10.5	2.0	20.1
2004-05	23	POR	NBA	PF	46	37	1603	332	741	.448	0	6	.000	332	735	.452	207	254	.815	142	300	442	86	34	17	112	112	871	9.6	1.9	18.9
2005-06	24	POR	NBA	PF	74	71	2545	536	1229	.436	16	55	.291	520	1174	.443	245	343	.714	193	399	592	144	57	14	165	185	1333	8.0	1.9	18.0
2006-07	25	POR	NBA	PF	68	67	2425	600	1286	.467	14	48	.292	586	1238	.473	394	481	.819	199	489	688	147	53	15	215	184	1608	10.1	2.2	23.6
2007-08	26	NYK	NBA	C	69	68	2244	486	1058	.459	22	80	.275	464	978	.474	223	289	.772	184	526	710	140	59	16	186	194	1217	10.3	2.0	17.6
2008-09	27	TOT	NBA	PF-C	50	45	1757	415	873	.475	32	97	.330	383	776	.494	179	244	.734	157	347	504	103	43	16	114	133	1041	10.1	2.1	20.8
2008-09	27	NYK	NBA	C	11	11	388	82	189	.434	7	24	.292	75	165	.455	55	67	.821	40	97	137	15	13	3	23	28	226	12.5	1.4	20.5
2008-09	27	LAC	NBA	PF	39	34	1369	333	684	.487	25	73	.342	308	611	.504	124	177	.701	117	250	367	88	30	13	91	105	815	9.4	2.3	20.9
2009-10 *	28	MEM	NBA	PF	81	81	3051	652	1336	.488	15	52	.288	637	1284	.496	362	465	.778	330	620	950	149	80	34	174	226	1681	11.7	1.8	20.8
2010-11	29	MEM	NBA	PF	75	74	2724	598	1188	.503	8	43	.186	590	1145	.515	300	396	.758	326	588	914	163	63	25	151	175	1504	12.2	2.2	20.1
2011-12	30	MEM	NBA	PF	28	8	735	132	285	.463	2	8	.250	130	277	.469	58	88	.659	78	147	225	48	21	4	40	57	324	8.0	1.7	11.6
2012-13 *	31	MEM	NBA	PF	76	75	2607	471	1024	.460	2	23	.087	469	1001	.469	225	300	.750	310	544	854	108	61	31	150	180	1169	11.2	1.4	15.4
2013-14	32	MEM	NBA	PF	79	79	2705	560	1198	.467	2	20	.100	558	1178	.474	250	337	.742	265	530	795	200	54	23	183	210	1372	10.1	2.5	17.4
Career			NBA		845	696	27002	5757	12208	.472	114	442	.258	5643	11766	.480	2882	3778	.763	2596	5341	7937	1505	642	254	1814	2053	14510	9.4	1.8	17.2
6 seasons		POR	NBA		387	266	11179	2443	5246	.466	31	119	.261	2412	5127	.470	1285	1659	.775	946	2039	2985	594	261	105	816	878	6202	7.7	1.5	16.0
5 seasons		MEM	NBA		339	317	11822	2413	5031	.480	29	146	.199	2384	4885	.488	1195	1586	.753	1309	2429	3738	668	279	117	698	848	6050	11.0	2.0	17.8
2 seasons		NYK	NBA		80	79	2632	568	1247	.455	29	104	.279	539	1143	.472	278	356	.781	224	623	847	155	72	19	209	222	1443	10.6	1.9	18.0
1 season		LAC	NBA		39	34	1369	333	684	.487	25	73	.342	308	611	.504	124	177	.701	117	250	367	88	30	13	91	105	815	9.4	2.3	20.9

NBA PLAYOFF STATISTICS

Season	Age	Tm	Lg	Pos	G	GS	MP	FG	FGA	FG%	3P	3PA	3P%	2P	2PA	2P%	FT	FTA	FT%	ORB	DRB	TRB	AST	STL	BLK	TOV	PF	PTS	RPG	APG	PPG
2001-02	20	POR	NBA	PF	1	0	1	0	0	-	0	0	-	0	0	-	0	0	-	0	0	0	0	0	0	0	0	0	0	0	0
2002-03	21	POR	NBA	PF	7	4	205	32	61	.525	0	0	-	32	61	.525	33	37	.892	22	39	61	11	3	2	13	17	97	8.7	1.6	13.9
2010-11	29	MEM	NBA	PF	13	13	515	100	224	.446	2	8	.250	98	216	.454	87	106	.821	43	98	141	31	14	10	27	45	289	10.8	2.4	22.2
2011-12	30	MEM	NBA	PF	7	7	248	37	88	.420	0	4	.000	37	84	.440	22	35	.629	27	42	69	6	7	4	11	25	96	9.9	0.9	13.7
2012-13	31	MEM	NBA	PF	15	15	554	99	215	.460	0	1	.000	99	214	.463	63	94	.670	59	91	150	24	10	7	31	52	261	10.0	1.6	17.4
Career			NBA		43	39	1523	268	588	.456	2	13	.154	266	575	.463	205	272	.754	151	270	421	72	34	23	82	139	743	9.8	1.7	17.3
3 seasons		MEM	NBA		35	35	1317	236	527	.448	2	13	.154	234	514	.455	172	235	.732	129	231	360	61	31	21	69	122	646	10.3	1.7	18.5
2 seasons		POR	NBA		8	4	206	32	61	.525	0	0		32	61	.525	33	37	.892	22	39	61	11	3	2	13	17	97	7.6	1.4	12.1

NBA ALL-STAR STATISTICS

Season	Age	Tm	Lg	Pos	G	GS	MP	FG	FGA	FG%	3P	3PA	3P%	FT	FTA	FT%	ORB	TRB	AST	STL	BLK	TOV	PF	PTS
2009-10	28	MEM	NBA	PF	1	0	19:01	4	10	.400	0	0	0	0	0		3	6	2	2	0	1	2	8
2012-13	31	MEM	NBA	PF	1	0	13:21	3	6	.500	0	0	0	0	0		1	5	0	0	0	0	0	6
Career			NBA		2	0	32	7	16	.438	0	0	0	0	0		4	11	2	2	0	1	2	14



Beno Udrih

Position: Guard • **Height:** 6-3 • **Weight:** 205 lbs.

NBA Experience: 10 seasons

Born: July 5, 1982 (Age 31) in Celje, Slovenia

Prior to NBA: Breil Milano

Draft: San Antonio Spurs, 1st round (28th pick, 28th overall), 2004 NBA Draft

19

2013-14 SEASON

Split his 10th NBA season with the New York Knicks and Memphis Grizzlies, averaging 4.9 points, 1.4 rebounds and 2.8 assists on .438 shooting in 15.7 minutes in 41 games (12 starts)... Shot a career-high .452 from three-point range... Averaged 5.6 points, 1.8 rebounds and 3.5 assists on .425 shooting in 19.0 minutes in 31 games (12 starts) for New York... Recorded season highs with 21 points with five three-pointers made in 40 minutes on Dec. 18 at Milwaukee... Recorded his lone double-double of the season with 15 points and a season-high 10 assists on Dec. 27 vs. Toronto... Waived by the Knicks on Feb. 24... Claimed off waivers by the Grizzlies on Feb. 27... Made 10 appearances for Memphis, averaging 2.7 points in 5.5 minutes... Shot .556 with the Grizzlies and made both of his three-point attempts... Scored 10+ points nine times and 20+ points once... Recorded 10+ assists once... Posted one double-double... Missed two games due to injury with inflammation in the tibiofibular joint in his left knee from Jan. 9-11... DNP (Coach's Decision) 38 times (23 with New York, 15 with Memphis)... Inactive once.

NBA CAREER

The 10-year veteran owns NBA career averages of 8.8 points, 2.2 rebounds and 3.6 assists on .461 shooting in 23.1 minutes in 669 games (255 starts) for the San Antonio Spurs, Sacramento Kings, Milwaukee Bucks, Orlando Magic, New York Knicks and Memphis Grizzlies... Two-time NBA champion with the San Antonio Spurs (2005, 2007)... Holds career postseason averages of 2.9 points and 0.9 assists in 8.6 minutes in 36 playoff games for San Antonio... A career .826 free throw shooter who has shot at least 80 percent from the foul line in seven different seasons... Has 19 career double-doubles and one career triple-double... **2012-13 (Milwaukee/Orlando):** Split his ninth NBA season with Milwaukee and Orlando, averaging 8.2 points and 4.6 assists on .441 shooting... Averaged 14.3 points and 8.1 assists in nine starts for Orlando following a midseason trade to the Magic... Ranked 13th in the NBA in assist-to-turnover ratio (2.80)... **2011-12 (Milwaukee):** After a trade to Milwaukee, averaged 5.9 points and 3.8 assists in 18.3 minutes in 59 games in his first season with the Bucks... **2010-11 (Sacramento):** Recorded career highs in scoring (13.7 points), assists (4.9) and field goal percentage (.500) in 34.6 minutes in 79 games (64 starts) in his final season in Sacramento... Ranked 15th in the NBA in free throw percentage (.864), 29th in assists, 30th in steals (1.13) and 31st in field goal percentage... Scored a career-high 34 points on Dec. 21, 2010 vs. Golden State... **2009-10 (Sacramento):** Notched 12.9 points and 4.7 assists on .493 shooting in 31.4 minutes in 79 games (41 starts)... Ranked 16th in the NBA in assist-to-turnover ratio (2.74) and third among guards in field goal percentage behind **Steve Nash** and **Rajon Rondo**... Dished out a career-high 17 assists to go with 20 points on March 21, 2010 at LA Clippers... Recorded his lone career triple-double (18 points, career-high 10 rebounds, 15 assists) on March 28, 2010 at Cleveland... **2008-09 (Sacramento):** Averaged 11.0 points in 31.1 minutes in 73 games (72 starts) with Sacramento... Scored 17 points in a career-high 56 minutes in a triple-overtime win on Jan. 14, 2009 at Golden State... Tallied a career-high six steals on Dec. 22, 2008 vs. San Antonio... **2007-08 (Sacramento):** Averaged 12.8 points in 32.0 minutes in 65 games (51 starts) in his first season in Sacramento... Ranked 22nd in the NBA in free throw percentage (.850)... Made a career-high six three-pointers (on seven attempts) en route to 24 points on Dec. 19, 2007 at Milwaukee... **2006-07 (San Antonio):** Recorded 4.7 points in 73 appearances (one start) in his final year in San Antonio... Shot a career-high .883 from the free throw line... **2007 Playoffs:** Earned his second NBA Championship with the Spurs, making eight playoff appearances... **2005-06 (San Antonio):** Posted 5.1 points in 10.9 minutes in 54 games (three starts)... **2004-05 (San Antonio):** Appeared in a career-high 80 games and made two starts, averaging 5.9 points and 1.9 assists in his rookie season... Named the Western Conference Rookie of the Month for December 2004... Participated in the 2005 Rookie Challenge during All-Star Weekend, recording five points and four assists in 22 minutes... **2005 Playoffs:** Won his first of two NBA Championships with San Antonio, averaging 3.7 points in 11.5 minutes in 21 reserve appearances.

CAREER TRANSACTIONS

Drafted by the San Antonio Spurs in the first round (28th overall) of the 2004 NBA Draft on June 24, 2004... Traded by the San Antonio Spurs with cash considerations to the Minnesota Timberwolves for a 2008 conditional second round draft pick on Oct. 29, 2007... Waived by the Minnesota Timberwolves on Oct. 29, 2007... Signed as a free agent with the Sacramento Kings on Nov. 1, 2007... As part of a three-team trade, traded by the Sacramento Kings to the Milwaukee Bucks; the Charlotte Bobcats traded the draft rights to **Tobias Harris** (19th overall), **Stephen Jackson** and **Shaun Livingston** to the Milwaukee Bucks; the Milwaukee Bucks traded **Corey Maggette** to the Charlotte Bobcats and traded the draft rights to **Jimmer Fredette** (10th) and **John Salmons** to the Sacramento Kings; and the Sacramento Kings traded the draft rights to **Bismack Biyombo** (7th) to the Charlotte Bobcats on June 23, 2011... Traded by the Milwaukee Bucks with **Tobias Harris**, **Doron Lamb** and cash considerations to the Orlando Magic for **J.J. Redick**, **Gustavo Ayon** and **Ish Smith** on Feb. 21, 2013... Signed as a free agent with the New York Knicks on Aug. 8, 2013... Waived by the New York Knicks on Feb. 24, 2014... Claimed off waivers by the Memphis Grizzlies on Feb. 27, 2013.

NBA REGULAR SEASON STATISTICS

Season	Age	Tm	Lg	Pos	G	GS	MP	FG	FGA	FG%	3P	3PA	3P%	2P	2PA	2P%	FT	FTA	FT%	ORB	DRB	TRB	AST	STL	BLK	TOV	PF	PTS	RPG	APG	PPG
2004-05	22	SAS	NBA	PG	80	2	1149	173	390	.444	58	142	.408	115	248	.464	67	89	.753	16	67	83	150	41	10	77	96	471	1.0	1.9	5.9
2005-06	23	SAS	NBA	PG	54	3	586	106	233	.455	24	70	.343	82	163	.503	39	50	.780	18	34	52	92	14	2	53	55	275	1.0	1.7	5.1
2006-07	24	SAS	NBA	PG	73	1	948	127	344	.369	33	115	.287	94	229	.410	53	60	.883	11	71	82	122	27	1	56	70	340	1.1	1.7	4.7
2007-08	25	SAC	NBA	PG	65	51	2080	328	708	.463	53	137	.387	275	571	.482	125	147	.850	34	183	217	282	56	10	148	138	834	3.3	4.3	12.8
2008-09	26	SAC	NBA	PG	73	72	2270	321	696	.461	35	113	.310	286	583	.491	123	150	.820	46	174	220	342	81	12	158	192	800	3.0	4.7	11.0
2009-10	27	SAC	NBA	PG	79	41	2477	415	841	.493	75	199	.377	340	642	.530	118	141	.837	38	181	219	372	89	10	136	166	1023	2.8	4.7	12.9
2010-11	28	SAC	NBA	PG	79	64	2734	412	824	.500	65	182	.357	347	642	.540	197	228	.864	41	224	265	386	94	9	141	181	1086	3.4	4.9	13.7
2011-12	29	MIL	NBA	SG	59	0	1080	146	332	.440	17	59	.288	129	273	.473	39	55	.709	26	76	102	227	37	1	77	69	348	1.7	3.8	5.9
2012-13	30	TOT	NBA	SG-PG	66	9	1457	210	476	.441	34	102	.333	176	374	.471	84	103	.816	34	107	141	302	41	3	108	90	538	2.1	4.6	8.2
2012-13	30	MIL	NBA	SG	39	0	719	113	238	.475	13	49	.265	100	189	.529	24	33	.727	17	61	78	138	16	2	53	39	263	2.0	3.5	6.7
2012-13	30	ORL	NBA	PG	27	9	738	97	238	.408	21	53	.396	76	185	.411	60	70	.857	17	46	63	164	25	1	55	51	275	2.3	6.1	10.2
2013-14	31	TOT	NBA	SG	41	12	643	78	178	.438	19	42	.452	59	136	.434	25	30	.833	10	49	59	116	23	4	47	50	200	1.4	2.8	4.9
2013-14	31	NYK	NBA	SG	31	12	588	68	160	.425	17	40	.425	51	120	.425	20	24	.833	10	47	57	110	22	3	42	46	173	1.8	3.5	5.6
2013-14	31	MEM	NBA	SG	10	0	55	10	18	.556	2	2	1.000	8	16	.500	5	6	.833	0	2	2	6	1	1	5	4	27	0.2	0.6	2.7
Career		NBA			669	255	15424	2316	5022	.461	413	1161	.356	1903	3861	.493	870	1053	.826	274	1166	1440	2391	503	62	1001	1107	5915	2.2	3.6	8.8
4 seasons		SAC	NBA		296	228	9561	1476	3069	.481	228	631	.361	1248	2438	.512	563	666	.845	159	762	921	1382	320	41	583	677	3743	3.1	4.7	12.6
3 seasons		SAS	NBA		207	6	2683	406	967	.420	115	327	.352	291	640	.455	159	199	.799	45	172	217	364	82	13	186	221	1086	1.0	1.8	5.2
2 seasons		MIL	NBA		98	0	1799	259	570	.454	30	108	.278	229	462	.496	63	88	.716	43	137	180	365	53	3	130	108	611	1.8	3.7	6.2
1 season		NYK	NBA		31	12	588	68	160	.425	17	40	.425	51	120	.425	20	24	.833	10	47	57	110	22	3	42	46	173	1.8	3.5	5.6
1 season		ORL	NBA		27	9	738	97	238	.408	21	53	.396	76	185	.411	60	70	.857	17	46	63	164	25	1	55	51	275	2.3	6.1	10.2
1 season		MEM	NBA		10	0	55	10	18	.556	2	2	1.000	8	16	.500	5	6	.833	0	2	2	6	1	1	5	4	27	0.2	0.6	2.7

NBA PLAYOFF STATISTICS

Season	Age	Tm	Lg	Pos	G	GS	MP	FG	FGA	FG%	3P	3PA	3P%	2P	2PA	2P%	FT	FTA	FT%	ORB	DRB	TRB	AST	STL	BLK	TOV	PF	PTS	RPG	APG	PPG
2004-05	22	SAS	NBA	PG	21	0	241	28	78	.359	10	37	.270	18	41	.439	12	14	.857	4	13	17	22	9	1	20	20	78	0.8	1.0	3.7
2005-06	23	SAS	NBA	PG	7	0	47	10	30	.333	1	6	.167	9	24	.375	4	5	.800	1	3	4	8	0	0	3	8	25	0.6	1.1	3.6
2006-07	24	SAS	NBA	PG	8	0	20	0	6	.000	0	2	.000	0	4	.000	2	2	1.000	1	0	1	1	0	0	3	2	2	0.1	0.1	0.3
Career		NBA			36	0	308	38	114	.333	11	45	.244	27	69	.391	18	21	.857	6	16	22	31	9	1	26	30	105	0.6	0.9	2.9

BENO UDRIH 2013-14 GAME LOG

10+ PTS	9	20+ PTS	1	10+ REB	0	10+ AST	1	3+ 3FGM	3	DBL-DBL	1																
DATE	TM	@ OPP	WL	O P	G GS	MIN	FG	FGA	FG%	FG3	FG3A	FG3%	FT	FTA	FT%	OREB	DREB	REB	AST	PF	DQ	STL	TO	BLK	PTS	PPG	
10/30/2013	NY	v MIL	W	- -	1 0	11	1	4	.250	0	0	---	0	0	---	0	1	1	2	2	0	0	2	0	2	2.0	
10/31/2013	NY	@ CHI	L	-	DNP (Coach's Decision)																						
11/03/2013	NY	v MIN	L	-	DNP (Coach's Decision)																						
11/05/2013	NY	v CHA	L	- -	2 0	4	0	0	---	0	0	---	0	2	.000	0	0	0	1	1	0	0	0	0	0	1.0	
11/08/2013	NY	@ CHA	W	- -	3 0	4	0	1	.000	0	0	---	0	0	---	0	0	0	1	2	0	0	0	0	0	0.7	
11/10/2013	NY	v SA	L	- -	4 0	20	3	9	.333	0	1	.000	0	0	---	1	0	1	1	3	0	1	1	0	6	2.0	
11/13/2013	NY	@ ATL	W	-	DNP (Coach's Decision)																						
11/14/2013	NY	v HOU	L	-	DNP (Coach's Decision)																						
11/16/2013	NY	v ATL	L	-	DNP (Coach's Decision)																						
11/19/2013	NY	@ DET	L	-	G 5	1	18	0	3	.000	0	2	.000	0	0	---	1	0	1	4	0	0	0	2	0	0	1.6
11/20/2013	NY	v IND	L	L	G 6	2	38	8	15	.533	3	4	.750	0	0	---	2	6	8	4	4	0	0	2	0	19	4.5
11/23/2013	NY	@ WAS	L	-	G 7	3	25	1	7	.143	0	3	.000	0	0	---	1	3	4	5	2	0	0	2	0	2	4.1
11/25/2013	NY	@ POR	L	-	G 8	4	31	5	7	.714	3	3	1.000	0	0	---	0	5	5	5	1	0	1	1	0	13	5.3
11/27/2013	NY	@ LAC	L	- -	9 4	3	0	0	---	0	0	---	0	0	---	0	0	0	1	2	0	0	2	0	0	4.7	
11/29/2013	NY	@ DEN	L	-	10 4	5	0	1	.000	0	0	---	0	0	---	1	0	1	1	0	0	0	1	0	0	4.2	
12/01/2013	NY	v NO	L	-	DNP (Coach's Decision)																						
12/05/2013	NY	@ BRK	W	- -	11 4	7	1	2	.500	0	0	---	0	0	---	0	0	0	1	1	0	0	1	0	2	4.0	
12/06/2013	NY	v ORL	W	-	12 4	7	1	2	.500	0	0	---	0	0	---	0	1	1	3	0	0	0	1	0	2	3.8	
12/08/2013	NY	v BOS	L	-	13 4	13	2	5	.400	1	2	.500	0	0	---	0	1	1	0	0	0	1	0	0	5	3.9	
12/10/2013	NY	@ CLE	L	-	DNP (Coach's Decision)																						
12/11/2013	NY	v CHI	W	- -	14 4	17	4	5	.800	0	0	---	0	0	---	0	2	2	2	1	0	1	4	0	8	4.2	
12/13/2013	NY	@ BOS	L	-	15 4	9	1	3	.333	0	1	.000	0	0	---	0	0	0	1	2	0	0	2	0	2	4.1	
12/14/2013	NY	v ATL	W	- -	16 4	18	3	7	.429	0	0	---	4	4	1.000	0	2	2	1	0	0	2	1	0	10	4.4	
12/16/2013	NY	v WAS	L	-	17 4	30	3	7	.429	1	2	.500	5	6	.833	0	2	2	5	1	0	1	0	0	12	4.9	
12/18/2013	NY	@ MIL	W	2	G 18	5	40	8	12	.667	5	7	.714	0	0	---	0	4	4	5	5	0	2	1	0	21	5.8
12/21/2013	NY	v MEM	L	-	G 19	6	31	2	6	.333	0	2	.000	0	0	---	0	2	2	6	3	0	2	2	1	4	5.7
12/23/2013	NY	@ ORL	W	-	20 6	23	2	3	.667	0	1	.000	6	6	1.000	0	1	1	6	1	0	0	1	0	10	5.9	
12/25/2013	NY	v OKC	L	-	G 21	7	30	1	6	.167	0	1	.000	0	0	---	1	3	4	6	1	0	0	2	0	2	5.7
12/27/2013	NY	v TOR	L	-	G 22	8	38	6	11	.545	1	1	1.000	2	2	1.000	0	4	4	10	6	1	4	1	0	15	6.1
12/28/2013	NY	@ TOR	L	-	G 23	9	21	2	3	.667	1	1	1.000	0	0	---	0	0	0	3	2	0	1	4	0	5	6.1
01/02/2014	NY	@ SA	W	-	G 24	10	32	4	9	.444	0	2	.000	2	2	1.000	1	1	2	7	0	0	1	2	0	10	6.3
01/03/2014	NY	@ HOU	L	-	G 25	11	34	5	13	.385	0	1	.000	0	0	---	1	3	4	7	3	0	2	0	0	10	6.4
01/05/2014	NY	@ DAL	W	-	G 26	12	33	2	6	.333	0	1	.000	0	0	---	0	3	3	8	2	0	2	3	0	4	6.3
01/07/2014	NY	v DET	W	-	27 12	8	0	3	.000	0	2	.000	0	0	---	0	1	1	2	0	0	0	1	0	0	6.1	
01/09/2014	NY	v MIA	W	-	DND (Inflammation in tibiofibular joint, left knee)																						
01/11/2014	NY	@ PHI	W	-	DND (Inflammation in tibiofibular joint, left knee)																						
01/13/2014	NY	v PHO	W	1	DNP (Coach's Decision)																						
01/14/2014	NY	@ CHA	L	-	28 12	13	2	3	.667	1	1	1.000	1	2	.500	1	1	2	5	0	0	1	1	1	6	6.1	
01/16/2014	NY	@ IND	L	-	29 12	16	0	3	.000	0	1	.000	0	0	---	0	0	0	4	0	0	0	1	1	0	5.9	
01/17/2014	NY	v LAC	L	-	DNP (Coach's Decision)																						
01/20/2014	NY	v BRK	L	-	30 12	4	0	1	.000	0	0	---	0	0	---	0	1	1	1	0	0	0	1	0	0	5.7	
01/22/2014	NY	v PHI	L	-	DNP (Coach's Decision)																						
01/24/2014	NY	v CHA	W	-	31 12	7	1	3	.333	1	1	1.000	0	0	---	0	0	0	2	1	0	0	0	0	3	5.6	
01/26/2014	NY	v LAL	W	-	DNP (Coach's Decision)																						
01/28/2014	NY	v BOS	W	-	DNP (Coach's Decision)																						
01/30/2014	NY	v CLE	W	-	DNP (Coach's Decision)																						
02/01/2014	NY	v MIA	L	-	DNP (Coach's Decision)																						
02/03/2014	NY	@ MIL	L	-	DNP (Coach's Decision)																						
02/05/2014	NY	v POR	L	-	DNP (Coach's Decision)																						
02/07/2014	NY	v DEN	W	-	DNP (Coach's Decision)																						
02/09/2014	NY	@ OKC	L	-	DNP (Coach's Decision)																						
02/12/2014	NY	v SAC	L	1	DNP (Coach's Decision)																						
02/18/2014	NY	@ MEM	L	-	DNP (Coach's Decision)																						
02/19/2014	NY	@ NO	W	-	DNP (Coach's Decision)																						
02/21/2014	NY	@ ORL	L	2	DNP (Coach's Decision)																						
02/22/2014	NY	@ ATL	L	-	DNP (Coach's Decision)																						
02/28/2014	MEM	@ OKC	L	-	INA																						
03/01/2014	MEM	v CLE	W	-	DNP (Coach's Decision)																						
03/03/2014	MEM	@ WAS	W	-	DNP (Coach's Decision)																						
03/05/2014	MEM	@ BRK	L	-	32 12	10	1	1	1.000	0	0	---	0	0	---	0	1	1	2	1	0	1	2	0	2	5.5	
03/07/2014	MEM	@ CHI	W	-	DNP (Coach's Decision)																						
03/08/2014	MEM	v CHA	W	-	33 12	4	2	4	.500	2	2	1.000	0	0	---	0	0	0	1	0	0	0	0	0	6	5.5	
03/11/2014	MEM	v POR	W	-	DNP (Coach's Decision)																						
03/12/2014	MEM	@ NO	W	-	DNP (Coach's Decision)																						
03/14/2014	MEM	@ TOR	L	-	34 12	1	0	0	---	0	0	---	2	2	1.000	0	0	0	0	0	0	0	0	0	2	5.4	
03/15/2014	MEM	@ PHI	W	-	35 12	6	0	1	.000	0	0	---	2	2	1.000	0	0	0	0	0	0	0	0	0	2	5.3	
03/19/2014	MEM	v UTA	W	-	DNP (Coach's Decision)																						
03/21/2014	MEM	@ MIA	L	-	DNP (Coach's Decision)																						
03/22/2014	MEM	v IND	W	-	36 12	2	0	0	---	0	0	---	1	2	.500	0	0	0	0	0	0	0	1	1	1	5.2	
03/24/2014	MEM	v MIN	W	-	37 12	6	2	3	.667	0	0	---	0	0	---	0	0	0	0	1	0	0	1	0	4	5.1	
03/26/2014	MEM	@ UTA	W	-	DNP (Coach's Decision)																						
03/28/2014	MEM	@ GS	L	-	DNP (Coach's Decision)																						
03/30/2014	MEM	@ POR	L	-	38 12	8	0	1	.000	0	0	---	0	0	---	0	1	1	0	2	0	0	0	0	0	5.0	
03/31/2014	MEM	@ DEN	W	-	DNP (Coach's Decision)																						
04/02/2014	MEM	@ MIN	L	-	DNP (Coach's Decision)		</																				

EXECUTIVES





Robert J. Pera

Memphis Grizzlies Chairman and Controlling Owner

On Oct. 31, 2012, the Memphis Grizzlies announced that the sale of the team to a group led by **Robert J. Pera** had been formally completed. Pera, founder and CEO of Ubiquiti Networks, a publicly-traded next-generation communications technology company, officially assumed control as Chairman and Controlling Owner of the Grizzlies and leads a group of well-respected investors.

"The Grizzlies are here to stay in Memphis," Pera said following the purchase. "We are thrilled to assume ownership of the Grizzlies. We see enormous potential and understand the role the Grizzlies play in bringing Memphians together. We are committed to building a winning team with a best-in-class organizational culture, finding new and creative ways to engage with our fans, and making a positive and meaningful difference in the community."

Since assuming control of the team, Pera has continued to transform the Memphis Grizzlies' identity into a world-class organization. In Pera's first season as chairman and controlling owner, the Grizzlies experienced unprecedented success on and off the court, winning a franchise-record 56 games and advancing to the 2013 Western Conference Finals, the club's first-ever trip to the conference finals. Following their playoff run, the Grizzlies were named the best overall professional sports franchise in North America in *ESPN The Magazine's* 2013 Ultimate Standings.

Pera is the Founder, Chairman and Chief Executive Officer of Ubiquiti Networks, Inc., a global communications technology company based in Silicon Valley. Ubiquiti designs and develops wired and wireless Internet protocol systems and services for businesses, carriers, and educational markets. Pera launched Ubiquiti in 2005 with the initial goal of providing long-range wireless connectivity to bring Internet to underserved communities. Today Ubiquiti's communication systems have connected millions of people to the Internet and have powered profitable operator businesses around the globe in creating a multi-billion dollar industry that has successfully bridged the digital divide on a global scale.

In March 2005, Pera started Ubiquiti in a 650 square foot office and just \$30,000 of savings —without investors, advisors, lawyers or board members. He saw an opportunity to enhance existing 802.11 WiFi technology to solve the last-mile problem which often leaves underserved and rural areas of the world without Internet access. Since its beginning, the company has been profitable, with growth funded entirely organically by its own earnings.

Ubiquiti went public on the NASDAQ Exchange in October 2011 and has been one of the fastest growing companies in Silicon Valley. In its last fiscal year, the company had earnings of \$102.59mm on \$353.52mm of sales resulting in industry-leading operating margins of better than 35 percent while employing upwards of only 100 people, mostly engineers.

Pera has developed a unique business model which embraces the openness of the Internet and connects customers to each other and to Ubiquiti's engineers. Combined with the company's disruptive price/performance technology platforms, the model creates a highly loyal and enthusiastic community of operators who have seen their businesses flourish under this partnership. Ubiquiti's official community forum (<http://forum.ubnt.com/>), a web-based platform with more than 135,000 registered users, is one of many online sites that link Ubiquiti operators and engineers together. Thousands of members use the forum daily to ask questions and share innovations.

With more than 70 percent of Ubiquiti's sales coming from emerging countries, Ubiquiti's community of grass roots operators has connected millions of people to the Internet in some of the most remote regions in the world. Ubiquiti aggressively protects its intellectual property, including its patents, copyrights, trademarks and trade secrets, and the encryption of its products, to establish and safeguard its valuable intellectual property and worldwide brand recognition.

Pera has received numerous accolades and widespread media recognition including 2012, top 10 "Young and Powerful CEOs under 40" and top 10 "Youngest Billionaires in the World." Pera, who takes a salary of \$1 a year and no equity compensation, works to keep Ubiquiti closely connected to its customer base. His personal blog (<http://www.rjpblog.com>) offers insights to customers and fellow entrepreneurs.

Pera grew up in San Carlos, California, near Silicon Valley, where his enthusiasm for computers and entrepreneurship was evident early in life. His mother gave him his first computer at age seven, and by age 16 he was operating his own computer services company.

Pera earned a Bachelor of Arts degree in Japanese Language, a Bachelor of Science degree in Electrical Engineering and a Master of Science degree in Electrical Engineering, all from the University of California, San Diego. Upon graduating, he accepted a position as a hardware engineer at Apple where he worked until leaving to launch Ubiquiti in 2005.

Pera has been a basketball enthusiast from a young age and is known for his ability to quote obscure basketball statistics off the cuff. He plays up to three times a week.



Jason Levien

Chief Executive Officer

Jason Levien leads Memphis Basketball, LLC, which operates the Memphis Grizzlies and FedExForum, and he serves as an Alternate NBA Governor. Since his appointment as CEO in 2012 by **Robert Pera**, Levien has been focused on establishing the organization's culture with a focus on professionalism, creativity, unselfishness, community investment and the implementation of best practices. This focus has led to changes that have helped to shape the Grizzlies into a world-class organization both on and off the court.

Entering Levien's second year, ESPN The Magazine ranked the Grizzlies as the No. 1 professional sports franchise in all of North America (out of 122 eligible sports teams). The publication's annual survey measures the team's management, leadership and community communication and engagement, fan experience and regard for the organization, and the team's on-court trajectory and championship track.

In Levien's first season, the Grizzlies won 56 regular season games and advanced to the 2013 Western Conference Finals. It was both the franchise's best regular season record and the longest playoff run in its history.

Levien and the basketball operations team he assembled then built upon the team's success heading into their second year by bolstering the team's roster with the re-signing of **Tony Allen**, trading for center **Kosta Koufos** and guard **Courtney Lee**, and recruiting two-time NBA champion **Mike Miller**. They also traded for the rights to guard **Nick Calathes** and bought him out from his contract with a Russian team and signed forward **James Johnson** from the D-League, which turned into one of the league's most impactful D-League signing of the season.

Levien also has been focused on improving the overall fan experience at FedExForum and the positive impact the Grizzlies have in both the Memphis community and the Mid-South region. The Grizzlies bolstered their regional reach into the Nashville, St. Louis, Little Rock, Jackson, Miss. and Jackson, Tenn. markets, and the team secured broader television distribution in St. Louis, Little Rock and western Arkansas.

Levien is the founder of a firm specializing in investments in sports and media properties and is co-owner of the Major League Soccer (MLS) team DC United, where he serves on the MLS Board of Governors.

Levien is a former co-owner of the Philadelphia 76ers. Previously, Levien founded a sports agency which represented professional athletes, coaches, teams, leagues, and sports and media executives. His tenure representing NBA players spanned more than a decade, during which time he represented multiple first round draft selections as well as high-profile free agents. Levien also served as an executive with the NBA's Sacramento Kings.

Levien is a graduate of Pomona College, where he was a member of the basketball team. Levien served as an editor of the Michigan Law Review while earning his law degree and master's in public policy from the University of Michigan. He later was awarded a fellowship at Harvard Law School.

As an attorney, Levien worked at law firms Williams & Connolly and Greenberg Traurig LP. He served as a law clerk on the United States Court of Appeals for the 4th Circuit and taught at the University of California Berkeley Law School and at the University of Michigan.



COACHES





Dave Joerger

Head Coach

One of the most successful minor league head coaches of all-time, **Dave Joerger** was named the 12th head coach in Memphis Grizzlies history on June 27, 2013.

Backed by five championships in seven years as a head coach on the minor league level and six years as an assistant coach on the Grizzlies' sidelines, Joerger has helped orchestrate the Grizzlies' greatest successes in both the regular season and the postseason. Memphis set franchise records for regular season winning percentage and recorded second-place finishes in the Southwest Division, club bests, in each of the past two seasons, both of which Joerger served as the lead assistant. The Grizzlies made three consecutive playoff appearances from 2011-13, upsetting the top-seeded San Antonio Spurs in the opening round of the 2011 Playoffs, the team's first playoff series victory, and advancing to the 2013 Western Conference Finals two years later.

The success continued with Joerger at the helm as he guided Memphis to a 50-32 record, the third 50-win campaign in club history, and a franchise-record fourth consecutive playoff appearance. Joerger posted the best record among the NBA's 10 first-year head coaches while tying **Hubie Brown** (2003-04) for the most wins in Grizzlies franchise history by a head coach in his first full season.

Since his initial hire prior to the 2007-08 season, Joerger has shaped the Grizzlies' identity into an NBA-best defensive unit that led the league in points allowed (89.3) during the 2012-13 campaign. Memphis paced the Western Conference in points allowed per game (94.6) for the third consecutive season in Joerger's first season as head coach.

Joerger earned Western Conference Coach of the Month honors for January as the Grizzlies went a league-best 12-3 during the month while leading the league in fewest points allowed (91.3). Memphis again won 12 games in March, marking the first time in franchise history that the team had two 12-win calendar months during the same season. Joerger was again named Western Conference Coach of the Month in April after Memphis went 6-2 during the month and finished the season on a five-game winning streak.

Before earning his first NBA assistant coaching job with the Grizzlies, Joerger gained fame as head coach of the 2007 NBA Development League Champion Dakota Wizards. Dakota's 2007 championship marked Joerger's fifth as a head coach after winning one International Basketball Association (IBA) title and three more in the Continental Basketball Association (CBA). Joerger owns two CBA Coach of the Year Awards (2002, 2004) and a head coaching record of 232-117 (.665) in the minor leagues.

After finishing his playing career at Moorhead State, Joerger got his start as Dakota's general manager when the franchise was a member of the IBA. He received his first opportunity on the sidelines as an assistant coach during the 1997-98 season. After three years as an assistant, Joerger succeeded **Duane Ticknor** (now a Grizzlies assistant) as head coach and led the Wizards to the 2001 IBA Championship. The Wizards moved to the CBA the following season, where Joerger led them to CBA titles in 2002 and 2004.

During the summer of 2004, Joerger became head coach of the Sioux Falls Skyforce and proceeded to win the 2005 CBA Championship, his fourth title in five years, giving him more minor league championships than other notable minor-league-turned-NBA head coaches **Phil Jackson**, **George Karl**, **Flip Saunders** and **Eric Musselman** combined. Joerger returned to Dakota, now in the D-League, in 2006 and guided the Wizards to a league-best 33-17 record (.660) before winning his second championship with the organization.

An excellent teacher of the game, Joerger had 18 of his players called up to the NBA from 2003-07.

Joerger and his wife, Kara, are the parents of two daughters, Alli and Kiana. Very active in the Memphis community, Joerger participates in Grizzlies team events supporting St. Jude Children's Research Hospital and sits on the board for National Junior Tennis and Learning (NJTL). His family is a member of First United Methodist Church.

DAVE JOERGER'S NBA HEAD COACHING CAREER			
Year	Team	Record	Pct.
2013-14	Memphis Grizzlies	50-32	.610
Overall Total		50-32	.610



Elston Turner

Assistant Coach

Elston Turner ends his first season as an assistant coach with the Memphis Grizzlies, his 17th season on the NBA sidelines after serving as an assistant for the Phoenix Suns (2011-13), Houston Rockets (2007-11), Sacramento Kings (2000-06) and Portland Trail Blazers (1996-00).

Similar to his role during his playing career, Turner often has been tabbed to preach defense on potent offensive ball clubs as a coach, notably spending 14 years under offensively-minded head coach Rick Adelman in Houston, Sacramento and Portland. Working under Adelman, Turner was part of two Western Conference All-Star coaching staffs (2001, 2003).

Turner's career coaching responsibilities have included handling the team's game plan, individual skill work with players and advance scouting. He served as head coach of the Rockets' summer league team and spent his final two seasons in Sacramento as the lead assistant. Turner's coaching career began in the Continental Basketball Association (CBA) as an assistant coach for the Quad City Thunder and as a player/coach for the Chicago Rockers in 1994-95.

Drafted by the Dallas Mavericks in the second round (43rd overall) of the 1981 NBA Draft, Turner developed a reputation as a tenacious defender, averaging 4.7 points, 2.7 rebounds and 1.8 assists in 505 games (97 starts) over eight seasons with the Dallas Mavericks (1981-84), Denver Nuggets (1984-86, 1988-89) and Chicago Bulls (1986-88). Following his NBA career, he played parts of five seasons in the CBA and three years in Europe in Spain, Italy and Greece.

A native of Knoxville, Tenn., Turner played four seasons at Ole Miss, where as a senior he teamed with current Grizzlies TV analyst Sean Tuohy to lead the Rebels to the school's first NCAA Tournament appearance in 1981. The university honored Turner's collegiate achievements by inducting him into the Ole Miss-M Club Athletic Hall of Fame in 2000.

Turner and his wife, Louise, have one son, Elston Jr., and one daughter, Taylor. Elston, Jr. garnered First Team All-SEC honors last season as a senior guard for Texas A&M and led the Aggies with 17.5 points per game.



Duane Ticknor

Assistant Coach

A veteran of the minor league coaching circuit, Duane Ticknor finishes his first season as an assistant coach with the Memphis Grizzlies. Ticknor rejoins head coach Dave Joerger, this time on the Grizzlies sidelines, after Joerger served as an assistant under Ticknor for one season (1999-00) with the International Basketball Association's (IBA) Dakota Wizards.

Ticknor spent last season as head coach of the NBA Development League's Fort Wayne Mad Ants, guiding the club to a 27-23 record (.540) and an appearance in the 2013 D-League Playoffs. Before his stint in Fort Wayne, Ticknor worked two seasons as an assistant coach for the D-League's Sioux Falls Skyforce (2009-11), two seasons as head coach of the Dakota Wizards (2007-09) and one season in South Korea (2011-12).

He also spent time in the Continental Basketball Association (CBA) as head coach of the Gary Steelheads (2002-05) and as an assistant for the Rapid City Thrillers (1989-92) and in the IBA as head coach of the Black Hills Posse (1995-99), Dakota Wizards (1999-00) and the Siouxland Bombers (2000-01).

A four-time IBA Coach of the Year (1996-98, 2000), Ticknor led his teams to the IBA Finals three times and won the 1997 IBA Championship with Black Hills.

Ticknor and his wife, Mary, have one son, David. The Vermillion, S.D. native graduated from the University of South Dakota.



Bob Thornton

Assistant Coach

Bob Thornton completes his third season as an assistant coach, bringing nearly 30 years of basketball experience as a player, scout and coach to the Grizzlies bench. Thornton previously served four seasons (2007-11) as an advance scout for the Oklahoma City Thunder.

Thornton has served as an assistant coach for the Chicago Bulls (2002-04) and Minnesota Timberwolves (2005-07) and has head coaching experience with the NBA Development League's Huntsville Flight (2001-02) and the Continental Basketball Association's (CBA) Quad City Thunder (2000-01).

Drafted by the New York Knicks in the fourth round (87th overall) of the 1984 NBA Draft, Thornton played 11 professional seasons, including eight in the NBA (1985-92, 1995-96) for the New York Knicks, Philadelphia 76ers, Minnesota Timberwolves, Utah Jazz and Washington Bullets.

The Los Angeles native attended the University of California-Irvine, where he earned his bachelor's degree in 1984.



Shawn Respert

Assistant Coach

Shawn Respert concludes his first season as an assistant coach for the Memphis Grizzlies. Respert joins the Grizzlies after serving the previous two seasons as an assistant coach with the Minnesota Timberwolves (2011-13) and three seasons as director of player development for the Houston Rockets (2008-11).

Respert also has worked two years as director of player development in the D-League offices in New York (2007-08) and two-and-a-half years as director of basketball operations at Rice University (2005-07).

Drafted by the Portland Trail Blazers in the first round (eighth overall) of the 1995 NBA Draft, Respert played a total of four seasons in the NBA (1995-99) for the Milwaukee Bucks, Toronto Raptors, Dallas Mavericks and Phoenix Suns before finishing his professional career playing in Italy, Greece and Poland.

Respert played collegiately at Michigan State University, where he led the Spartans in scoring in four consecutive seasons and guided the school to the NCAA Tournament three times. As a senior, he was named the 1995 NCAA Player of the Year by the National Association of Basketball Coaches (NABC) and won the 1995 *Sporting News* Player of the Year Award after averaging 25.6 points per game.

The Detroit native was inducted into the Michigan State University Athletics Hall of Fame on Sept. 20, 2012.



Drew Graham

Head Athletic Trainer

Drew Graham finishes his 14th NBA season and his eighth as the head athletic trainer for the Memphis Grizzlies. Graham oversees the prevention and rehabilitation of all athletic injuries and works closely with the team's doctors.

Graham joined the Grizzlies in 2006 after serving the previous six seasons as an assistant athletic trainer/strength and conditioning coach with the New Jersey Nets (2000-06). In addition to his athletic training duties with the Nets, he also assisted with off-season workouts and conditioning as well as in-season physicals, rehabilitation and the nutritional needs of players.

Prior to joining the NBA, Graham served three years (1997-2000) as the director of athletic training at Disney's Wide World of Sports Complex, working with USA Basketball, National Football League camps and a variety of other sports. He began his professional career in 1994 as an athletic trainer for the NFL's Cincinnati Bengals following four seasons at The Ohio State University, where he served as an athletic trainer for men's hockey (1994-95), football (1993-94) and baseball (1992-94).

Graham earned his Bachelor of Science degree in Secondary Health Education with an emphasis in Athletic Training from Ohio State in 1996 and his Master of Science degree in Human Movement from the Arizona School of Health Sciences-A.T. Still University in 2009. He is a Certified Athletic Trainer, Strength and Conditioning Specialist, Performance Enhancement Specialist and Corrective Exercise Specialist.

Graham and his wife, Susan, have two sons, Andrew and Nicholas.



Chatten Hill

Strength and Conditioning Coach

Chatten Hill completes his first season as the Grizzlies' athletic performance coach.

Hill is responsible for the development and implementation of strength, conditioning and nutritional programs for entire Grizzlies roster. Hill helps each player establish a personalized diet and training regimen, assists them with injury rehabilitation, arranges offseason training programs and monitors each player's physical progress between seasons.

Before coming to Memphis, Hill served six seasons as the strength and conditioning coach for the Atlanta Hawks, one year as the assistant strength coach for the Seattle SuperSonics and two years as the head strength coach of the Seattle Storm (WNBA).

Hill also has collegiate experience, working in a similar capacity at the University of Washington, where he focused his efforts primarily on the men's and women's basketball teams while also working with the school's track and field teams.

He is certified by the National Strength and Conditioning Association (NSCA) as a Certified Strength and Conditioning Specialist (CSCS). Additionally, he is a Corrective Exercise Specialist (CES) with the National Academy of Sports Medicine (NASM).

Born and raised in Washington State, Hill graduated from Central Washington University with a bachelor's degree in exercise science. He enjoys music and travel in his spare time. Hill attended Newport High School in Bellevue, Wash. and is married to wife Tikiya.



Jim Scholler

Assistant Athletic Trainer / Assistant Strength and Conditioning Coach

Jim Scholler concludes his sixth season as the Grizzlies assistant athletic trainer and assistant strength and conditioning coach.

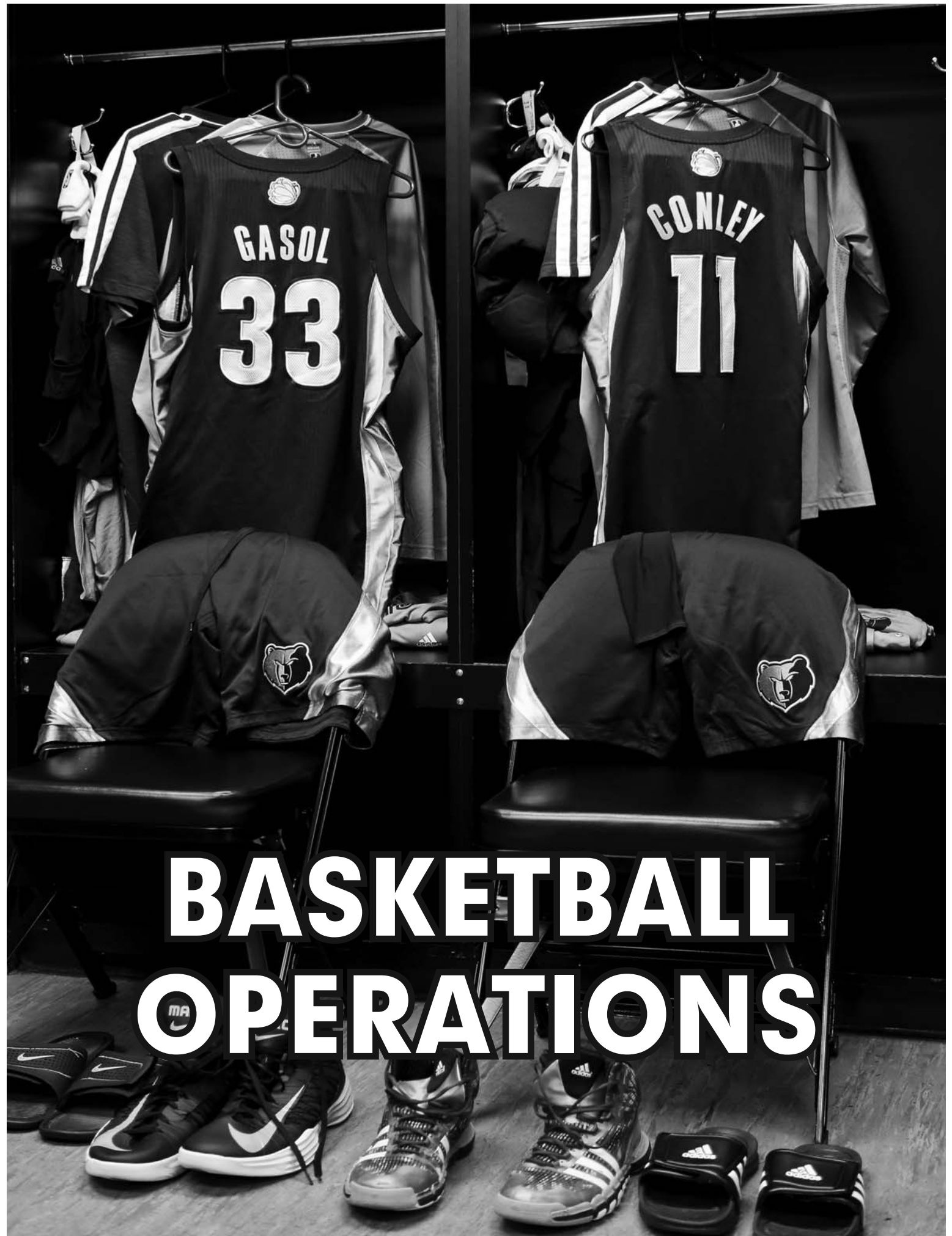
Before joining the Grizzlies, Scholler spent nine of the previous 10 years as an athletic trainer for the University of North Florida, including the final four as the head athletic trainer, where he oversaw administration and supervision of all athletic training services provided to UNF student-athletes.

Scholler provided care for baseball and men's soccer as a UNF graduate assistant from 1998-01 before covering men's basketball, volleyball, men's and women's tennis, cheerleading and dance teams as assistant athletic trainer from 2001-03.

Scholler was the athletic trainer for the Greek National Baseball team which competed in the European Baseball Championships in 2003 and 2005. He also spent one season (2003-04) as the assistant athletic trainer at Notre Dame, where he oversaw the health care of the men's and women's cross country and men's lacrosse teams.

The Grand Haven, Mich. native is a Certified Athletic Trainer, Licensed Athletic Trainer in the State of Tennessee, a Performance Enhancement Specialist and Correct Exercise Specialist.

Scholler earned his bachelor's degree in movement science from the University of Michigan in 1998 and his master's degree in healthcare administration from UNF in 2001. He is married to wife Jennifer.



BASKETBALL OPERATIONS



Chris Wallace

General Manager

One of the most respected executives in the league, Wallace completes his seventh season as general manager of the Memphis Grizzlies. During his tenure, Wallace has helped assemble one of the NBA's most tenacious on-court units, and the Grizzlies have experienced unprecedented postseason success, beginning with a first-round series victory over the top-seeded San Antonio Spurs and a seven-game conference semifinal series with the Oklahoma City Thunder during the 2011 Playoffs.

Well-traveled and well-connected, Wallace has served seven NBA franchises since 1986 and has worked with five former NBA Executive of the Year winners, including **Red Auerbach**, **Danny Ainge**, **Bucky Buckwalter**, **Geoff Petrie** and **Jerry West**. In addition, he has worked alongside Basketball Hall of Fame members **Billy Cunningham** and **Pat Riley**. Before coming to Memphis, he spent the previous 10 seasons as the general manager of the Boston Celtics. In his role with the Celtics, Wallace had a hand in all basketball-related decisions, including free agent signings, trades and draft preparations.

Prior to becoming the Celtics' general manager, Wallace was director of player personnel for the Miami Heat. The Heat won a franchise-record 61 games in 1996-97 and Wallace is credited with discovering many of the Heat's players. Wallace was promoted to that position after four years as a scout for the Heat.

Before joining the Heat, Wallace worked in various scouting capacities for the Portland Trail Blazers, Denver Nuggets, Los Angeles Clippers and New York Knicks. He also worked as a draft consultant for the United States Basketball League (USBL). Wallace has also served on the selection committee for the prestigious Nike/ABCD and Converse ABCD national high school camps, evaluating scores of future college and NBA stars.

Wallace, an avid basketball fan before breaking into the NBA, got his start in basketball in 1981 when he founded the award-winning Blue Ribbon College Basketball Yearbook. *Sports Illustrated* named Wallace as one of the most influential members of the college basketball media in 1991. He has also served as an expert witness in basketball-related litigation and is also a member of the Board of Directors at the Touchdown Club of Memphis.

A native of Buckhannon, W.Va., Wallace and his wife, Debby, have a son, Truman.



John Hollinger

Vice President of Basketball Operations

John Hollinger concludes his second season with the Memphis Grizzlies as vice president of basketball operations. Best known for his work at the forefront of basketball's analytics movement, Hollinger is the inventor of advanced stats such as Player Efficiency Rating (PER), Offensive Efficiency, Defensive Efficiency and Pace Factor, as well as several other tools that analyze and forecast team and player performance.

With the Grizzlies, Hollinger's analytics background is vital in analyzing personnel decisions such as trades, draft, free agency and salary cap management. He's also spearheading the development of the Grizzlies' analytics infrastructure, while maintaining a hand in more traditional basketball functions such as scouting and player development.

Before coming to the Grizzlies, Hollinger was an NBA columnist for ESPN.com for eight years. His daily "PER Diem" column was a mainstay of their coverage, while analytic tools he developed such as Power Rankings, Playoff Odds and Draft Rater became key elements of the site. Hollinger also covered major events such as the Finals, All-Star Game and playoffs, and created annual scouting reports for every player and team in the league, developed a Twitter following of over 125,000 fans at @johnhollinger, and contributed chats, video and radio while at ESPN. He also appeared periodically on TV programs such as "Numbers Never Lie."

From 2002-05, Hollinger authored four annual edition of the Pro Basketball Forecast – first known as the Pro Basketball Prospectus – a book with stats and reports on every player and team in the league. Those reports were later folded into his scouting reports for ESPN.com.

Hollinger's books were the first to introduce his PER formula to a national audience. PER is a rating of a player's per-minute statistical performance that Hollinger developed to make player comparisons easier, and has become a widely used standard over the past decade. His also developed several other statistics that are now in wide use today, including Rebound Rate, Usage Rate, Pure Point Rating, Game Score, and Estimated Wins, and used similarity scores and regression analysis to forecast player performance and analyze draft prospects.

While writing his books, Hollinger covered the NBA as an editor and writer for SI.com from 2002-05. He also authored a column for the New York Sun newspaper three days a week. Prior to joining SI.com, he was the sports editor for Oregonlive.com.

Hollinger first gained notoriety as the creator of Alleyoop.com, a Web site devoted to basketball analytics that he created in 1996. At Alleyoop.com, Hollinger first developed several of his statistical formulas, as well as publishing articles on the league and his advanced stats, and his work gained nationwide recognition.

Hollinger is a native of New Jersey, where he played on his high school basketball team. He graduated from the University of Virginia with degrees in economics and environmental science. Hollinger lives in Memphis with his wife Judy.



Stu Lash

Director of Player Personnel and Basketball Development

Stu Lash finishes his second season with the Grizzlies as director of player personnel and basketball development.

Named to his position shortly after the start of the 2012-13 season, Lash came to Memphis after serving as Vice President of Basketball for Lagardere Unlimited, a position he had held since 2009. While at Lagardere, Lash had an integral part in contract negotiations, scouting potential clients, pre-draft preparations and client marketing.

Lash spent four years (2002-06) with the Denver Nuggets, working with the front office and coaching staffs and serving as the scouting and video coordinator. His responsibilities in Denver included draft analysis, scouting efforts, scouting schedules and upcoming game preparation. Lash was a key component to scouting and evaluating draft prospects.

A graduate from the University of Massachusetts in Amherst, Lash and his wife, Rebbe, have one son, Alexander.



David Minberg

Director of Scouting

David Minberg completes his second season with the Memphis Grizzlies and first as director of scouting. Minberg evaluates players for the annual NBA Draft and free agency both in the United States and internationally.

Located in Washington, D.C., Minberg holds an undergraduate degree in interdisciplinary social sciences from the University of South Florida and a law degree from the University of California-Berkeley.

Minberg married his wife, Allyson, this past offseason.



Jason March

Advance Scout

Jason March concludes his seventh season with the Grizzlies and his first as the team's advance scout. March works closely with the Grizzlies coaching staff preparing scouting reports and play diagrams for upcoming opponents.

March spent his first six seasons with the Grizzlies in the video department, last serving as director of basketball information and technologies. In that role, he provided coaches with scouting videos and game plans for each opponent and maintained an extensive library of video clips in preparation for the annual NBA Draft.

Before joining the Grizzlies, March worked two seasons as the assistant video coordinator with the Phoenix Suns where he was part of a team that advanced to the 2006 Western Conference Finals. He also spent two seasons as head video coordinator with the Phoenix Mercury where he was part of the WNBA championship team in 2007.

A graduate of Florida State University, March earned his bachelor's degree in education with a specialization in sports management. While in Tallahassee, he assisted the basketball and football programs.

Originally from Frostproof, Fla., March and his wife, Barkley, reside in Olive Branch and have two children, Oakley and Easton.



Adam Mazarei

Player Development Coach

Adam Mazarei finishes his first season with the Grizzlies as a player development coach.

Before coming to Memphis, Mazarei was an assistant and associate head coach at Moorpark College in California from 2010-2013, where he was tasked with assisting and organizing all of scouting, recruiting, practice and game plans as well as player development duties.

He was also a Player Development Coach at the IMPACT Basketball Academy in Las Vegas, NV from 2009-2013, where he trained NBA veterans such as Serge Ibaka as well as pre-draft rookies such as Memphis Grizzlies guard **Jamaal Franklin**.

Adam holds a Masters Degree in Athletic Administration and Coaching from Concordia University as well as bachelor's degree in Psychology from the University of Redlands, where he played point guard and led the SCIAC Conference in assists per game as a senior as well as leading the NCAA in assist-to-turnover ratio (5:1).



John Townsend

Shooting Coach

John Townsend completes his first season with the Grizzlies as a shooting coach, after being tasked with the same role in two seasons with the Toronto Raptors. Prior to joining the Raptors in 2011 he served three seasons in a similar role with the Portland Trail Blazers.

Townsend works with players to develop better shooting habits through teaching, video analysis and repetition. He spent five seasons (2002-06) as a basketball shooting coach of the NBA Development League.

A 1995 graduate of Ball State, Townsend also worked as a consultant for the Yakima Sun Kings of the CBA for the 2002-03 season, and as a shooting coach at the NBA Players Association Top 100 Camp in 2005, 2006 and 2011.

John and his wife, Brooke, have two daughters, Billie Fe and Bailee Lynn.



Daniel Marcus

Basketball Operations Analyst

In his first season as basketball operations analyst, Daniel Marcus brings with him a passion for basketball and quantitative analytics with a background in finance.

Marcus comes to the Grizzlies after working in Manhattan as a financial analyst for AIG and Novus Partners, roles where he focused on analytics for the alternative investments industry. He has a specific interest for quantitative analytics, a skill set he will use to develop endeavors within the basketball operations department as well as developments inside FedExForum.

The New York native graduated in 2010 from Washington University in St. Louis with majors in finance, marketing and Spanish before assuming roles in the finance industry. His obsession for applied quantitative analytics in basketball landed him with the Grizzlies in 2013.



Chantal Hassard

Director of Team Operations

Chantal Hassard concludes her 19th season with the Grizzlies organization and second as director of team operations. An original member of the Grizzlies basketball operations department, Hassard has worked closely with each head coach since the Grizzlies' inaugural season in 1995 in Vancouver.

Expanding from her previous role as director of team services, Hassard manages the Grizzlies' administration systems and development and serves as the team's player development representative, providing Grizzlies players with educational programs and critical support services. She also ensures team-related activities are arranged and maintains on- and off-court community initiatives.

Prior to joining the Grizzlies, Hassard began her sports career in 1993 as the team operations assistant for the NHL's Vancouver Canucks.

Hassard also helped to create the Lady Bears, a charitable group of the Memphis Grizzlies whose members are comprised of the women who play a significant role in the lives of Grizzlies players, coaches and basketball operations staff.

Hassard also commits her time to Volunteer Mid-South, the Mid-South Greyhound Adoption Option and the National Marrow Donor Program.



Steve Jones

Video Coordinator/Player Development

Steve Jones finishes his third season with the Grizzlies and first as video coordinator/player development.

Jones works closely with the coaching staff and players breaking down game film and preparing and providing scouting videos and game plans for each opponent. He also works extensively in compiling a library of game action clips in preparation of the annual NBA Draft.

He served the previous two seasons as basketball information and technologies associate.

Jones graduated with a bachelor's degree in communication studies from the University of Nevada Las Vegas, where he earned Academic All-Mountain West Conference honors and was named Most Inspirational Player for a Rebels team that finished 25-9 and qualified for the 2010 NCAA Tournament. Before transferring to UNLV, Jones spent three years at Arizona State University and appeared in 34 games for the Sun Devils.

Jones is the son of legendary broadcaster and three-time ABA All-Star **Steve "Snapper" Jones**. Originally from Portland, Ore., Jones is married to wife Whitney and has two daughters, Peyton and Harper.



Mark Sanford

Assistant Video Coordinator

Mark Sanford completes his first season with the Grizzlies as assistant video coordinator/player development. Sanford handles all video equipment for NBA, college, European and NBA Development League games and assists in preparing scouting videos and game plans for each opponent. He also prepares videos in anticipation of the NBA Draft.

Before joining the Grizzlies, Sanford spent four years at Northwood University, serving two years as an assistant to the men's basketball team and his final two years as head coach for the women's team.

Drafted by the Miami Heat in the second round (31st overall) of the 1997 NBA Draft following his junior season at the University of Washington, Sanford enjoyed stints with the Heat, Sacramento Kings and New Jersey Nets. He played professionally for 11 seasons in Belgium, the CBA, France, Denmark, the ABA, Dominican Republic, Japan, Israel, Venezuela, Spain, the Philippines, Australia, Lebanon, South Korea and Chile, with his teams advancing to league finals seven times and winning four championships.

A former student-athlete at the University of Washington, Sanford earned a bachelor's degree online in sports management in 2001. He became the fastest Husky to reach 500 points, doing so in only 32 games. Sanford averaged 16.1 points in three seasons at Washington and finished his collegiate career ranked 13th in school history in points (1,319). He earned First Team All-Pac honors twice and was named a John Wooden Award finalist as a junior.

Originally from Dallas, Mark graduated from Lincoln Prep High School in San Diego, Ca.



Julie Dawson

Executive Assistant, Basketball Operations

Julie Dawson finishes her 13th season with the Memphis Grizzlies and her 10th in her current role as executive assistant in the Basketball Operations department.

In her current role, Dawson works closely with the chief executive officer as well as the basketball operations executive staff. She works closely with ownership and is also responsible for team travel. Before working for the Grizzlies, Dawson worked as an intern for the Memphis Houn'Dawgs of the American Basketball Association as well as the Memphis Xplorers arena football team.

A graduate of the University of Mississippi, Julie holds a bachelor's degree in journalism with an emphasis on public relations. A native of Desoto County, Miss., Dawson resides in Southaven with her daughter Caitlyn.



Charles Sweeney

Equipment Manager/Travel Coordinator

Equipment manager and travel coordinator Charles Sweeney concludes his 13th season with the Grizzlies, having served the organization since its first season in Memphis in 2001.

Sweeney distributes and maintains athletic equipment and inventory for the team and is responsible for team travel logistics, including transportation, lodging, as well as booking team practices and shootarounds locations on the road. He first served the organization as a team attendant and assistant equipment manager before assuming his current role.

A native Memphian, Sweeney graduated from White Station High School and received his bachelor's degree in exercise and sports science with an emphasis on physical education from the University of Memphis. He enjoys being physically active, attending concerts, musicals, movies and plays in his spare time and travels the world during the offseasons.



Vince Ford

Assistant Equipment Manager

Vince Ford completes his 11th season with the Grizzlies as assistant equipment manager.

Ford assists in distributing and maintaining all equipment for players and basketball operations staff and oversees a staff of team attendants.

The Tupelo native graduated with a bachelor's degree in interdisciplinary studies from Mississippi State University, where he also served as the men's basketball team manager.




Kevin Yeiser

Scouting Coordinator

Kevin Yeiser ends his eighth season with the Memphis Grizzlies and his fourth as scouting coordinator.

Yeiser's responsibilities include working closely the general manager and front office staff with regard to college, international and pro personnel scouting coordination. He also works extensively with draft preparation, player information and game-night statistics. Yeiser started with the Grizzlies as an intern for two seasons before becoming full time as a Basketball Information Assistant for the next two seasons.

A graduate of Texas A&M University, Yeiser earned his bachelor's degree in science with a specialization in sports management and minor in business administration. While in College Station, he assisted with several sports including basketball and golf. Yeiser is a native of Nacogdoches, Tex.



2013-14 SEASON NOTES

2013-14 GRIZZLIES NOTES

TEAM QUICK FACTS

- **BELIEVE MEMPHIS:** Memphis, making its franchise-record fourth consecutive postseason appearance, secured the seventh seed in the Western Conference Playoffs with a 106-105 overtime victory in the regular season finale on April 16 vs. Dallas... Memphis had been tied with Dallas heading into the final game of the regular season slate.
- **HOME WINNING STREAK:** Memphis won its 14th consecutive home game on April 16 vs. Dallas, the longest home winning streak in franchise history within a single season... The Grizzlies surpassed the old record of 13 consecutive home wins, which was set last season from Feb. 8-April 9, 2013.
- Memphis finished the regular season a season-high 18 games above .500.
- **IMPRESSIVE DEBUT:** Grizzlies head coach **Dave Joerger** recorded the best record of any of the 10 first-year NBA head coaches this season, a list that includes Phoenix's **Jeff Hornacek**, Brooklyn's **Jason Kidd**, Charlotte's **Steve Clifford** and Boston's **Brad Stevens**.
- **GRIT AND GRIND:** Memphis paced the Western Conference in points allowed per game for the third consecutive season (94.6)... According to STATS, Inc., there have been only two longer West streaks since the 1970-71 season.
- **BENCHMARKS:** Memphis had its most effective bench unit in years... The Grizzlies reserves averaged 32.9 points (most since 35.1 in 2006-07) and shot .474 from the field (2nd in the NBA) and .386 from three-point range (3rd)... Five Memphis subs scored in double figures to help the bench score a season-high 70 points on March 5 at Brooklyn.
- **BEST SINCE BOSTON:** Memphis' bench shot at least 50 percent as a unit in 14 consecutive games from Feb. 18-March 15... That marked the longest such streak in franchise history and the longest by any NBA bench since the 1985-86 Boston Celtics reserves, led by Bill Walton, did so in 15 consecutive games from Feb. 13-March 8, 1986.
- **4TH QUARTERS:** The Grizzlies scored more points in the fourth quarter (25.4, T-9th in the NBA) than in any other quarter, and they did it efficiently... Memphis shot .483 from the field in the final period (3rd) and .388 from three-point range (3rd) and also averaged 5.4 assists (T-3rd).
- **4TH QUARTERS, DIFFERENTIALS:** In the fourth quarter, Memphis owned the NBA's best field goal differential this season, both overall (+4.9 %) and on the road (+5.9 %).
- **WINTER IS COMING:** After a slow start to the season, Memphis turned things around and owned the best record in the NBA (20-8) for a two-month period from the first day of winter (Dec. 21) until Feb. 21... Memphis won a season-high six consecutive games from Jan. 24-Feb. 1... Memphis' overall record since Dec. 21 (40-17, .696) was the third-best in the NBA.
- **WELCOME BACK MARC:** Memphis went 33-13 (.717) since **Marc Gasol** came back from injury on Jan. 14, the third-best record in the NBA since that date... Since Gasol's return, Memphis had the second-best mark in the NBA in points allowed (92.2) and ranked fourth in opponent field goal percentage (.441) and second in defensive rating (99.7).
- **#HAPPYFLIGHT:** Memphis clinched its second straight winning road record after having never finished a season with a winning road record in its first 17 years.
- **ROAD WARRIORS:** Memphis won a season-high six consecutive road games (Jan. 5-31), defeating Detroit, Milwaukee, Houston, Portland, Sacramento and Minnesota... That stands as the Grizzlies' second-longest road winning streak in franchise history behind a seven-game run from Feb. 17-March 10, 2010... The Grizzlies have ended three opponents' five-game home winning streaks this season – the Los Angeles Clippers (Nov. 18), Golden State (Nov. 20) and Portland (Jan. 28).
- Memphis went 40-19 with **Marc Gasol** in the lineup this season... Gasol missed 23 games earlier this season (Nov. 25-Jan. 12) with a sprained MCL in his left knee.
- Memphis used 17 different starting lineups and had 137 player games lost to injury/illness this season... Those numbers were 11 and 43, respectively, last season.
- **RACE TO 100:** The Grizzlies are 63-8 over the last two seasons when scoring 100+ points... Three of the eight losses have come in overtime... Memphis is 7-20 this season when allowing opponents to score 100+ points.
- Memphis went 46-20 against NBA teams outside the Southwest Division this season (4-12 against Southwest Division opponents).
- Memphis was 10-4 this season in games decided by three points or less and was one of four teams with double-digit one-possession victories... Only two teams had better records in such close contests (San Antonio, Brooklyn).
- Memphis went 43-7 when outshooting opponents this season compared to just 7-25 when being outshot from the field.
- Memphis is 33-5 dating back to the start of last season when shooting .500 or better from the field.
- **COACH OF THE MONTH:** Grizzlies head coach **Dave Joerger** was named Western Conference Coach of the Month, his first career honor... The Grizzlies went 12-3 in the month of January, posting the BEST record in the NBA and tying the franchise record for January victories... Memphis led the West in points allowed (91.5) and Defensive Rating (97.7) during the month.
- **MARCHING ON:** Grizzlies head coach **Dave Joerger** coached the team to a 12-5 record in the month of March after the club went 12-3 in January... That marks the first time in franchise history that the Grizzlies have won 12+ games in multiple calendar months in the same season.
- **WE'RE #1:** The Memphis Grizzlies were named the best overall professional sports franchise among 122 teams in the four major North American professional sports leagues (MLB, NBA, NFL, NHL) in *ESPN The Magazine's* 2013 Ultimate Standings... The overall ranking measures how much the organization gives back to fans for the time, money and emotion invested in its product.

2013-14 GRIZZLIES NOTES

MIKE CONLEY

- **Mike Conley** averaged a career-high 17.2 points this season... He also led the team in assists (6.0) for the seventh consecutive season.
- **Mike Conley** became the Grizzlies' all-time leader in games played (480) on Jan. 29 at Sacramento, passing former record-holder **Rudy Gay** in front of Gay and the Kings.
- **Mike Conley** had 27 points and 10 assists on Jan. 29 at Sacramento, his fifth double-double of the season... He had seven double-doubles last season with the fifth coming on March 13, 2013 at LA Clippers... It was the second game in Conley's career where he recorded 25+ points and 10+ assists (the other was Jan. 31, 2011 vs. Orlando).
- **Mike Conley** scored 30+ points in back-to-back games from Jan. 7-10, including a career-high tying 31 points on Jan. 10 vs. Phoenix, to become the first Grizzlies player since **Rudy Gay** (Nov. 2-3, 2010) to score 30+ points in consecutive games.
- **Mike Conley** scored 30+ points in two-straight games from Jan. 7-10 after doing so just once in his first 469 career games.
- **Mike Conley** followed up his two 30+ point performances with 21 points, 13 assists and four steals on Jan. 12 vs. Atlanta, becoming the third player this season to reach all three statistical markers in the same game (**Chris Paul**, **Stephen Curry**) and just the second player in Grizzlies history (**Jason Williams** on March 30, 2002 vs. Golden State).
- **Mike Conley** scored 20+ points 26 times this season (in 73 games), a career high for a single season... Conley had 17 20+ point games last season (in 80 games).
- Should **Mike Conley** lead the Grizzlies in scoring this season, he would become just the second guard in franchise history to ever do so... **Greg Anthony** averaged 14.0 points to lead the 1995-96 Vancouver Grizzlies in the club's inaugural season.
- **Mike Conley** played his 500th career game (all with the Grizzlies) on March 26 at Utah.
- **Mike Conley** sank a game-winning running floater with 1.5 seconds on the clock on March 12 at New Orleans... It was the second game-winner in Conley's career with two seconds or less remaining in the fourth quarter or overtime (April 1, 2013 vs. San Antonio) and first on the road.
- **Mike Conley** has made two go-ahead three-pointers with less than two minutes remaining in the fourth quarter or overtime this season, breaking a tie on Nov. 20 at Golden State and bringing Memphis back from a one-point deficit on April 14 at Phoenix... Those marked the first two go-ahead three-pointers with two minutes or less remaining in the fourth quarter or overtime of his career.

ZACH RANDOLPH

- **Zach Randolph** averaged a double-double once again this season (team-high 17.4 points, team-high 10.1 rebounds), the eighth time in his career he has sported a double-double average... Z-Bo has averaged a double-double in seven of the past eight seasons – he played just 28 games due to injury in the one outlier season (2011-12)... Only **Dwight Howard** has more double-double seasons over that span.
- **Zach Randolph** recorded his 190th double-double with the Grizzlies on Jan. 28 at Portland, surpassing **Pau Gasol** as the franchise leader in the category... Randolph broke the club record while playing 175 fewer games with Memphis than did Gasol (Randolph-301, Gasol-476).
- **Zach Randolph** also surpassed **Pau Gasol** as the franchise leader in offensive rebounds on Feb. 8 at Atlanta.
- **Zach Randolph** had 23 points and 10 rebounds on Jan. 28 at Portland, his fifth career 20-10 game against his former team... According to the Elias Sports Bureau, Randolph tied **Maurice Lucas** for the most 20-10 games against Portland by an ex-Trail Blazer.
- **Zach Randolph** has 405 career double-doubles, tied for seventh among active players.
- **Zach Randolph** averaged a career-high 2.5 assists in his 13th NBA season (previous, 2.2 in 2006-07 and 2010-11).
- **Zach Randolph** scored a season-high 32 points in a win on April 14 at Phoenix that allowed Memphis to clinch its fourth consecutive postseason berth... It marked the highest scoring performance by a Grizzlies player this season and Randolph's first 30-point game since dumping 38 on the Suns on Dec. 4, 2012.
- **Zach Randolph** had 23 points and a season-high 20 rebounds on Jan. 20 vs. New Orleans, his 11th career 20-20 game and ninth with the Grizzlies... All other Grizzlies in franchise history combined have a total of five 20-20 performances.
- Memphis was 23-10 this season when **Zach Randolph** leads or ties the team lead in scoring.

MARC GASOL

- Memphis went 33-13 since Gasol's return from injury on Jan. 14, the third-best record in the entire NBA... Since Gasol's return, Memphis had the second-best mark in the NBA in points allowed (92.2) and ranked fourth in opponent field goal percentage (.441) and second in defensive rating (99.7).
- **Marc Gasol** steadily improved his scoring and rebounding averages in every month after returning from his MCL sprain on Jan. 14, topping out at 18.0 points and 9.3 rebounds in the month of April.

MIKE MILLER

- **Mike Miller** shot .459 from three-point range this season (2nd in the NBA)... This is the ninth season in which Miller has shot at least 40 percent from deep and qualified for the NBA leaderboard... Only **Steve Nash** and **Reggie Miller** have more.
- **Mike Miller** recorded his eighth season with at least 100 three-pointers made, his first since the 2007-08 season with the Grizzlies.
- **Mike Miller** shot .531 overall and .538 from three-point range after the All-Star Break.
- **Mike Miller** was the only Grizzlies to appear in every game this season and in his 14th NBA campaign has played in more games this season than in any other except for his 2000-01 rookie season with Orlando, in which he appeared in all 82 games... Miller became just the 23rd player in NBA history to play a full 82-game slate in his 14th NBA season or later.
- **Mike Miller** scored 19 points on Feb. 28 at Oklahoma City... Miller scored all 19 of his points in the fourth quarter after not attempting a shot in the first three periods... According to the Elias Sports Bureau, the last player to score at least 19 points in a game in which he had zero field goal attempts in the first three quarters was **Kyle Lowry**, who scored exactly 19 points on Jan. 15, 2013 vs. Brooklyn.

2013-14 GRIZZLIES NOTES

BELIEVE MEMPHIS

The Memphis Grizzlies will make their franchise-record fourth consecutive NBA Playoffs appearance and could record the third 50-win season in team history tonight with a win over Dallas in the regular season finale... Despite 136 games to injury, including significant injuries to 2012-13 NBA Defensive Player of the Year **Marc Gasol** and 2012-13 All-Defense First Team vote-leader **Tony Allen**, Memphis won 39 of its last 56 games to clinch a postseason berth... Grizzlies head coach **Dave Joerger** recorded the best record of any of the first-year NBA head coaches this season and was named the Western Conference Coach of the Month for February 2014... The Grizzlies led the Western Conference in points allowed per game for the third consecutive season.

GRIZZLIES' PLAYOFF SEASON BREAKDOWNS

	2003-04	2004-05	2005-06	2010-11	2011-12	2012-13	2013-14
Seed	6	8	5	8	4#	5	7
Overall Record	50-32	45-37	49-33	46-36	41-25	56-26#	50-32
Win %	.610	.549	.598	.561	.621	.683#	.610
Head Coach	Hubie Brown	Mike Fratello	Mike Fratello	Lionel Hollins	Lionel Hollins	Lionel Hollins	Dave Joerger
Opponent(s)	Spurs	Suns	Mavericks	Spurs/Thunder	Clippers	Clippers/Thunder/Spurs	Thunder
Playoff Wins	0	0	0	7	3	8#	TBD
Advanced to...	WC First Round	WC First Round	WC First Round	WC Semifinals	WC First Round	WC Finals#	TBD
Gasol Brother	Pau	Pau	Pau	Marc	Marc	Marc	Marc
Dave Joerger	Dakota Wizards Head Coach*	Sioux Falls Skyforce Head Coach*	Sioux Falls Skyforce Head Coach	Memphis Grizzlies Assistant Coach	Memphis Grizzlies Assistant Coach	Memphis Grizzlies Assistant Coach	Memphis Grizzlies Head Coach
10-Year Veterans	1	0	2	1	2	3	4
All-Star	None	None	Pau Gasol	None	Marc Gasol	Zach Randolph	None
# Gms Playoff Exp.	74	100	249	197	176	345	537#
Key Addition	James Posey	Brian Cardinal	Eddie Jones	Tony Allen	Marreese Speights	Tayshaun Prince	Courtney Lee
Longest Win Streak	8#	6	7	5	7	8#	6
Home Win %	.756	.634	.732	.732	.788#	.780	.659
Road Win %	.463	.463	.463	.390	.455	.585#	.561
Avg Margin of Vict.	+2.4	+2.3	+3.7	+2.3	+2.0	+4.1	+1.5
Average Age	26.0	26.3	28.1	25.2	25.6	26.9	28.4
Total # Players	16	15	16	19	17	20#	18

- Franchise record

* - Joerger won CBA Championship

IMPRESSIVE DEBUT FOR JOERGER

Grizzlies head coach **Dave Joerger** recorded a .610 winning percentage in his first season at the helm... That leads a large field of first-year NBA head coaches this season and also tied **Hubie Brown** for the best first full season in franchise history.

HIGHEST WIN%, FIRST-YEAR NBA HEAD COACHES, 2013-14

Head Coach	Dave Joerger	Jeff Hornacek	Jason Kidd	Steve Clifford	Mike Budenholzer
Team	Memphis	Phoenix	Brooklyn	Charlotte	Atlanta
Record	50-32	48-34	44-38	43-39	38-44
Win%	.610	.585	.537	.524	.463

HIGHEST WIN% IN FIRST FULL SEASON, GRIZZLIES HEAD COACHES

	Dave Joerger	Hubie Brown	Mike Fratello	Lionel Hollins
1 st Full Season	2013-14	2003-04	2005-06	2009-10
Record	50-32	50-32	49-33	40-42
Win%	.610	.610	.598	.488

TEAM EFFORT

Memphis has used a team approach throughout the 2013-14 campaign, with 12 different players recording at least 280 points and 120 rebounds this season... According to STATS, Inc., that is tied as the most in NBA history.

MOST PLAYERS W/280+ PTS, 120+ REB IN SEASON, ALL-TIME

Team	1966-67 Baltimore Bullets	1969-70 Boston Celtics	2013-14 Memphis Grizzlies	28 Teams Tied
# Players w/280+ PTS & 120+ REB	12	12	12	11

* - The 1966-67 Bullets and the 1969-70 Celtics both missed the playoffs, finishing 20-61 and 34-48, respectively. The Grizzlies' previous record was 10 such players (2003-04 and 2004-05).

RESTED AFTER ALL-STAR BREAK

With zero players chosen to participate in All-Star Weekend, the Grizzlies got a chance to hibernate during the break... Rested and refreshed, Memphis was strong on both ends of the court since the All-Star Break, especially offensively.

GRIZZLIES, POST ALL-STAR BREAK, 2013-14, W/NBA RANKS

	WIN %	FG%	3FG%	OFF RATING	DEF RATING
Pre All-Star Break	.558 (11)	.455 (11)	.342 (26)	102.0 (20)	102.0 (9)
Post All-Star Break	.700 (T-3)	.481 (2)	.373 (T-8)	105.6 (17)	102.0 (5)

2013-14 GRIZZLIES NOTES

BENCHMARKS

The Grizzlies' bench was lights out after the All-Star Break.

GRIZZLIES BENCH, POST ALL-STAR BREAK, 2013-14, W/NBA RANKS

	BENCH PPG	BENCH FG%	BENCH 3FG%	BENCH +/- (per game)
Pre All-Star Break	31.5 (16)	.451 (8)	.362 (10)	-0.4 (14)
Post All-Star Break	35.2 (T-9)	.513 (1)	.437 (2)	2.3 (2)

BEST SINCE BOSTON

Memphis' bench shot at least 50 percent as a unit in 14 consecutive games from Feb. 18-March 15... That is the longest such streak in franchise history and the longest by any NBA bench since the 1985-86 Boston Celtics reserves, led by **Bill Walton**, did so in 15 consecutive games from Feb. 13-March 8, 1986.

LONGEST CONSECUTIVE GAME STREAK, BENCH SHOOTING 50+% FG, SINCE 1985-86 SEASON

TEAM	1985-86 BOSTON CELTICS	2013-14 MEMPHIS GRIZZLIES	2004-05 PHILADELPHIA 76ERS
STREAK SHOOTING 50+% FG	15	14	11
DATES	February-March 1986	February-March 2014	November 2005

WELCOME BACK

Memphis is glad to have reigning Defensive Player of the Year **Marc Gasol** back in the fold after the 2012-13 All-NBA Second Teamer missed 23 games (Nov. 25-Jan. 12) with a left MCL sprain.

GRIZZLIES, SINCE MARC GASOL'S RETURN

	GAMES	RECORD	PTS Diff	OPP. PPG	OPP. FG%	DEF RTG
Since Gasol's return	46	33-13	+3.5	92.2	.441	99.7
During Gasol's injury	23	10-13	-0.2	97.9	.465	106.4

WINTER IS COMING

Thanks to the health of **Marc Gasol** and the play of some key acquisitions, Memphis has been playing some of the best basketball in the NBA since the start of winter... Since the first day of winter (Dec. 21), Memphis recorded the third-best record in the NBA (40-17) and is among the league's best in other key categories.

GRIZZLIES' NUMBERS, SINCE THE START OF WINTER

	RECORD	WIN% (Rank)	PTS Diff (Rank)	OffRtg (Rank)	DefRtg (Rank)	REB% (Rank)	OREB% (Rank)
Since 12/21/13	40-17	.702 (3)	+4.1 (7)	104.7 (14)	100.5 (4)	.524 (2)	.288 (T-2)
Before 12/21/13	10-15	.400 (T-21)	-4.2 (T-24)	100.2 (22)	105.7 (26)	.510 (T-9)	.274 (9)

GRIZZLIES WIN BY A HAIR

Memphis went 10-4 this season in games decided by three points or less and was one of four teams to record double-digit one-possession victories... Only two teams this season had better records in such close contests.

NBA'S BEST RECORDS IN GAMES DECIDED BY 3 PTS OR LESS, 2013-14

Team	San Antonio	Brooklyn	Memphis	Oklahoma City	Philadelphia	Denver
Record	7-0	8-3	10-4	10-4	6-3	8-5
Win %	1.000	.727	.714	.714	.667	.615

SOUTHWEST STRUGGLE

All but four of the Grizzlies' wins this season came outside of their own division.

GRIZZLIES VS. DIVISIONAL AND NON-DIVISIONAL OPPONENTS, 2013-14

	RECORD	PPG (PTS)	OPP PPG (OPP PTS)	FG%	OPP FG%
vs Southwest Division	4-12	93.8 (1501)	100.2 (1498)	.448 (598/1335)	.479 (596/1244)
vs All Other Divisions	46-20	96.7 (6383)	93.2 (6152)	.468 (2524/5388)	.443 (2328/5256)

GRIZZLIES TAKE ONE FREE THROW ATTEMPT – AND WIN!

From the Elias Sports Bureau: Can an NBA team win a game in which its opponent takes 15 times as many free-throw attempts as it does? The Grizzlies proved it's possible on Saturday night, when they downed the Hawks, 79-76, in a game in which Atlanta took 15 free-throw attempts and Memphis took... one! The Grizzlies' lone free-throw attempt came in the third quarter, the result of a technical foul being called on the Hawks' **Gustavo Ayon** for a defensive three-seconds violation. **Courtney Lee** sank the shot. It's the fewest free-throw attempts that any team has ever taken in an NBA game, regular season or playoffs, shot-clock era or no.

GRIZZLIES NAMED BEST OVERALL PRO SPORTS FRANCHISE IN ESPN THE MAGAZINE'S 2013 ULTIMATE STANDINGS

The Memphis Grizzlies were named the best overall professional sports franchise among 122 teams in the four major North American professional sports leagues (MLB, NBA, NFL, NHL) in *ESPN The Magazine's* 2013 Ultimate Standings... Released this past September, the rankings measure how much the organization gives back to fans for the time, money and emotion invested in its product... The Grizzlies are one of only four NBA franchises (San Antonio in 2004 and 2006, Detroit in 2005, Oklahoma City in 2012) to be ranked the top overall sports team since ESPN unveiled its annual survey in 2003. Teams such as the Green Bay Packers, New Orleans Saints, Indianapolis Colts and Los Angeles Angels also have been past winners.

The San Antonio Spurs, Indiana Pacers, Oklahoma City Thunder and Green Bay Packers rounded out the 2013 top 5.



2013-14 GRIZZLIES NOTES

Z-BO KNOWS...DOUBLE-DOUBLES

Zach Randolph has piled up 47 double-doubles already this season (T-4th in the NBA) and is averaging a double-double for the eighth time in his career (seventh in the last eight seasons)... Only three other active players (**Tim Duncan**, **Dwight Howard** and **Kevin Garnett**) have recorded a double-double average in eight different seasons... For comparison's sake, **Steve Nash** has done it seven times; **Elton Brand** six seasons; **Carlos Boozer**, **David Lee** and **Emeka Okafor** five; **Al Jefferson** and **Shawn Marion** four; and **Pau Gasol** three.

ACTIVE PLAYERS WHO HAVE RECORDED A DOUBLE-DOUBLE AVERAGE IN 8+ SEASONS

Player	Tim Duncan	Dwight Howard	Kevin Garnett	Zach Randolph
Season With Double-Double Avg	13	10	9	8
Teams	San Antonio	Orlando/LA Lakers/Houston	Minnesota	Portland/NY/Memphis

Zach Randolph recorded his 190th double-double with Memphis on Jan. 28 at Portland, surpassing **Pau Gasol** for the franchise record for the category... Randolph did so while playing in 175 games less than Gasol did... **Marc Gasol** is also creeping up the list.

GRIZZLIES, MOST DOUBLE-DOUBLES w/TEAM, ALL-TIME

Player	Zach Randolph	Pau Gasol	Shareef Abdur-Rahim	Marc Gasol
Double-Doubles	210	189	115	111
Games w/Grizzlies	339	476	375	433

Zach Randolph also ranks high among all NBA players on the double-double list dating back to the start of last season.

MOST DOUBLE-DOUBLES IN THE NBA, SINCE 2012-13

Player	Dwight Howard	Zach Randolph	David Lee	DeMarcus Cousins
Teams	LA Lakers/Houston	Memphis	Golden State	Sacramento
Double-Doubles Since 2012-13	95	92	90	88

ZBO 20-10

Zach Randolph had 21 points and 11 rebounds on March 19 vs. Utah to set the club record for 20-point, 10-rebound games and then extended his lead.

MOST 20-POINT, 10-REBOUND GAMES, GRIZZLIES HISTORY

Player	Zach Randolph	Pau Gasol	Shareef Abdur-Rahim	Bryant Reeves	Marc Gasol
20+ PTS, 10+ REB Games	114	107	80	37	28

CAREER YEAR CONLEY

Mike Conley recorded some of the best months of his career this season... January 2014 ranked high among the best shooting months of Conley's career.

MIKE CONLEY, BEST SCORING AND SHOOTING MONTHS, NBA CAREER

MOST PPG IN MONTH, CAREER			HIGHEST FG% IN MONTH, CAREER			HIGHEST 3FG% IN MONTH, CAREER		
SEASON	MONTH	PPG	SEASON	MONTH	FG%	SEASON	MONTH	3FG%
2013-14	January	19.5 (292/15)	2013-14	November	.493 (107/217)	2013-14	January	.439 (29/66)
2013-14	November	18.6 (279/15)	2009-10	March	.490 (96/196)	2008-09	March	.412 (21/51)
2012-13	March	17.6 (300/17)	2013-14	April	.480 (49/102)	2013-14	March	.391 (25/64)
2012-13	April	17.0 (153/9)	2010-11	January	.476 (88/185)	2010-11	November	.385 (20/52)
2009-10	April	17.0 (136/8)	2013-14	January	.475 (105/221)	2012-13	March	.352 (25/71)

CONLEY LIGHTING IT UP

Mike Conley stepped up his scoring this season, setting a career high for scoring average (17.2 points) and shattering his old single-season mark for 20-point games.

MIKE CONLEY, 20+ AND 30+ POINT GAMES, BY SEASON

SEASON	2007-08	2008-09	2009-10	2010-11	2011-12	2012-13	2013-14
20+ points	2	7	9	13	8	17	26*
30+ points	0	1	0	0	0	0	2*
Double-doubles	2	2	4	7	8	7	5
Games played	53	82	80	81	62	80	73

* - Career High

GASOL ON STEADY RISE

Marc Gasol steadily improved his averages in each month since returning from an MCL sprain in his left knee on Jan. 14.

MARC GASOL, LAST FOUR MONTHS

Month	PPG	RPG	FG%
January 2014	10.3	5.7	.439
February 2014	12.8	6.4	.473
March 2014	15.4	7.6	.461
April 2014	18.0	9.3	.541

2013-14 GRIZZLIES NOTES

DO-IT-ALL GASOL

Amongst big men, **Marc Gasol** is one of the best playmakers in the game.

7+ AST IN A GAME, NBA CENTERS, SINCE 2010-11 SEASON

	Joakim Noah	Marc Gasol	DeMarcus Cousins	Spencer Hawes
# Games w/7+ AST	35	26	9	9

LET IT FLY

Mike Miller returned to Memphis and shot .459 from three-point range this season, marking the ninth season in his career that he has shot above 40 percent from three-point range AND qualified for the three-point percentage leaderboard... Miller is tied for third in NBA history for such seasons with **Dell Curry**... Only **Steve Nash** and **Reggie Miller** have more.

MOST SEASONS SHOOTING ≥ 40% 3FG, QUALIFIED FOR 3FG% LEADERBOARD, NBA HISTORY

Player	Steve Nash	Reggie Miller	Mike Miller	Dell Curry	5 Players Tied *
# Seasons ≥ 40% 3FG, Qualified	13	10	9	9	8
# Seasons Played, Total	18	18	14	16	VARIOUS

* - Ray Allen, Hubert Davis, Dale Ellis, Jeff Hornacek, Kyle Korver

KEEP ON SHOOTING

In his 14th NBA season, **Mike Miller** didn't stop knocking them down from the outside... Miller made 107 three-pointers while shooting .459 from beyond the arc... Only two other players in NBA history made at least 100 three-pointers in their 14th NBA seasons or later while shooting at least 45 percent from long range... Those players are **Dale Ellis** (1997-98) and **Ray Allen** (2011-12).

PLAYERS W/100+ 3FGM AND >.450 3FG% IN 14TH NBA SEASON OR LATER, NBA HISTORY

Player	Dale Ellis	Ray Allen	Mike Miller
Season	1997-98	2011-12	2013-14
3FGM	127	106	107
3FG%	.464	.453	.459

MIKE MILLER POST ALL-STAR BREAK

Mike Miller has caught fire since the All-Star Break.

MIKE MILLER, POST ALL-STAR BREAK, 2013-14

	PPG	FG%	3FG%	eFG% *	TS% **
Pre All-Star Break	6.3	.446	.408	.554	.579
Post All-Star Break	8.6	.544	.552	.673	.681
TOTAL SEASON	7.1	.481	.459	.602	.619

* - Effective FG% (eFG%) is FG% adjusted for made 3 pointers being 1.5 more valuable than a 2 point shot.

** - True Shooting % (TS%) is a shooting % that is adjusted to include the value of 3 pointers and free throws. The formula is: $PTS / [2 * (FGA + 0.44 * FTA)]$

COURTNEY LEE TOP MID-RANGE SHOOTER...

Courtney Lee led the NBA in mid-range shooting (min. 100 makes)...

HIGHEST MID-RANGE FG%, 2013-14 SEASON *

Player	Courtney Lee	Dirk Nowitzki	Stephen Curry	Chris Bosh	David West	Serge Ibaka
Team	Memphis/Boston	Dallas	Golden State	Miami	Indiana	Oklahoma City
Mid-Range FGM	115	357	199	170	198	200
Mid-Range FG%	.507	.504	.487	.484	.469	.469

* - min. 100 Mid-Range FGM

...AND PULL-UP SHOOTER!

...and "pull-up" shooting... A "pull-up" shot is any jump shot outside 10 feet from the basket where a player took one or more dribbles before shooting... According to the NBA's SportVU player tracking data, of all NBA players with at least 200 points off pull-up shots, Lee had *easily* the best field goal percentage in entire league (.528), ahead of many other impressive names.

HIGHEST PULL-UP FG%, 2013-14 SEASON *

Player	Courtney Lee	Dirk Nowitzki	Patty Mills	Tony Parker	Dwyane Wade	Stephen Curry	Chris Paul	Arron Afflalo
Team	Memphis/Boston	Dallas	San Antonio	San Antonio	Miami	Golden State	LA Clippers	Orlando
Pull-Up PTS	218	383	305	288	223	848	498	347
Pull-Up FG%	.528	.475	.451	.448	.447	.436	.434	.435

* - min. 200 Pull-Up Points Scored

2013-14 GRIZZLIES NOTES

3QUALIZER

After his call-up from the D-League, **James Johnson** endeared himself to Grizz Nation with a unique brand of defense... Johnson led the NBA in blocks on three-point attempts (16) this season, more than any other player.

MOST BLOCKS ON OPPONENT THREE-POINT ATTEMPTS, 2013-14

Player	James Johnson	Terrence Jones	James Harden	Anthony Davis	Corey Brewer
Team	Memphis	Houston	Houston	New Orleans	Minnesota
3FGA Blocks	16	13	11	10	9

CALATHES FLIPS THE SWITCH

Rookie **Nick Calathes** has emerged as an effective two-way player since mid-January.

NICK CALATHES' ROOKIE IMPROVEMENT

	GAMES	PPG	RPG	APG	SPG	FG%	3FG%	MPG
After 1/17/14	44	6.4	2.5	3.2	1.25	.480	.340	19.1
Before 1/17/14	27	2.4	1.0	2.4	0.37	.369	.125	12.3

ANTHONY, BIBBY, J-WILL, CONLEY...CALATHES

Nick Calathes recorded 10+ points and 5+ assists in six consecutive games from Feb. 5-18, which is quite the rare feat in terms of Grizzlies franchise history... That has only been accomplished by four other players in team history – **Greg Anthony**, **Mike Bibby**, **Jason Williams** and **Mike Conley** – with Bibby as the only one to put together this kind of a string as an NBA rookie... Bibby also owns the longest such streak in franchise history (12 consecutive games from Feb. 10-March 5, 2000).

6+ CONSECUTIVE GAMES W/10+ PTS AND 5+ AST, GRIZZLIES, ALL-TIME

PLAYER	MIKE BIBBY	MIKE CONLEY	GREG ANTHONY	JASON WILLIAMS	NICK CALATHES
TIMES ACCOMPLISHED	9	4	1	1	1

DAVIS PRODUCTIVE IN EXTENDED MINUTES

When **Ed Davis** gets significant minutes, he has produced... Here is a look at Davis' averages when receiving at least 27 minutes in a game (credit – STATS, Inc.).

ED DAVIS, WHEN PLAYING 27+ MINUTES, GRIZZLIES

	GMS W/27+ MIN	PPG	FG%	RPG	BPG	DBL-DBL	GRIZZ RECORD
2013-14	4	14.3 (57/4)	.619 (26/42)	12.0 (48/4)	1.20 (5/4)	3	3-1
GRIZZ CAREER	7	13.1 (92/7)	.581 (43/74)	11.0 (77/7)	1.43 (10/7)	4	6-1

PLAYOFF HISTORY



MEMPHIS GRIZZLIES PLAYOFF HISTORY

PLAYOFF W-L RECORDS

Season	W	L	Pct	----- Overall Record -----				Home			Road		
				Finish				W	L	Pct	W	L	Pct
2012-13	8	7	.533	Lost in conference finals to San Antonio				5	2	.714	3	5	.375
2011-12	3	4	.428	Lost in first round to LA Clippers				2	2	.500	1	2	.333
2010-11	7	6	.538	Lost in conference semifinals to Oklahoma City				5	1	.833	2	5	.286
2006-10				Did not qualify									
2005-06	0	4	.000	Lost in first round to Dallas				0	2	.000	0	2	.000
2004-05	0	4	.000	Lost in first round to Phoenix				0	2	.000	0	2	.000
2003-04	0	4	.000	Lost in first round to San Antonio				0	2	.000	0	2	.000
1995-03				Did not qualify									
Total	18	29	.383					12	11	.522	6	18	.250

PLAYOFF GAME BY GAME HISTORY

2013 Playoffs

Date	Opponent	Mem	Opp	Hm	Rd	Tot	Atten.	Grizzlies Top Scorer	Grizzlies Top Rebounder	Opponent Top Scorer
Apr 20	@ LA Clippers	L	91	112	0-0	0-1	19,373	Bayless-19	Davis-6	Paul-23
Apr 22	@ LA Clippers	L	91	93	0-0	0-2	19,276	Conley-28	Allen-10	Paul-24
Apr 25	LA Clippers	W	94	82	1-0	0-2	18,119	Randolph-27	Randolph-11	Griffin-16
Apr 27	LA Clippers	W	104	83	2-0	0-2	18,119	Gasol/Randolph-24	Gasol-13	Griffin/Paul-19
Apr 30	@ LA Clippers	W	103	93	2-0	1-2	19,384	Randolph-25	Randolph-11	Paul-35
May 3	LA Clippers	W	118	105	3-0	1-2	18,119	Conley/Randolph-23	Allen/Gasol-7	Barnes-30
May 5	@ Oklahoma City	L	91	93	3-0	1-3	18,203	Gasol-20	Gasol/Randolph-10	Durant-35
May 7	@ Oklahoma City	W	99	93	3-0	2-3	18,203	Conley-26	Conley-10	Durant-36
May 11	Oklahoma City	W	87	81	4-0	2-3	18,119	Gasol-20	Randolph-10	Durant-25
May 13	Oklahoma City	W	103	97 (OT)	5-0	2-3	18,119	Conley-24	Randolph-12	Durant-27
May 15	@ Oklahoma City	W	88	84	5-0	3-3	18,203	Randolph-28	Randolph-14	Durant-21
May 19	@ San Antonio	L	83	105	5-0	3-4	18,581	Pondexter-17	Gasol/Randolph-7	Parker-20
May 21	@ San Antonio	L	89	93 (OT)	5-0	3-5	18,581	Bayless/Conley-18	Randolph-18	Duncan-17
May 25	San Antonio	L	93	104 (OT)	5-1	3-5	18,119	Conley-20	Randolph-15	Parker-26
May 27	San Antonio	L	86	93	5-2	3-5	18,119	Pondexter-22	Allen/Randolph-8	Parker-37

2012 Playoffs

Date	Opponent	Mem	Opp	Hm	Rd	Tot	Atten.	Grizzlies Top Scorer	Grizzlies Top Rebounder	Opponent Top Scorer
Apr 29	LA Clippers	L	98	99	0-1	0-0	18,119	Gay-19	Speights-9	Young-19
May 2	LA Clippers	W	105	98	1-1	0-0	18,119	Gay-21	Randolph-8	Paul-29
May 5	@ LA Clippers	L	86	87	1-1	0-1	19,060	Gay-24	Gasol-10	Paul-24
May 7	@ LA Clippers	L	97	101	1-1	0-2	19,167	Conley-25	Randolph-9	Griffin-30
May 9	LA Clippers	W	92	80	2-1	0-2	18,119	Gasol-23	Randolph-10	Williams-20
May 11	@ LA Clippers	W	90	88	2-1	1-2	19,060	Gasol-23	Randolph-16	Griffin-17
May 13	LA Clippers	L	72	82	2-2	1-2	18,119	Gasol/Gay-19	Randolph-12	Paul-19

2011 Playoffs

Date	Opponent	Mem	Opp	Hm	Rd	Tot	Atten.	Grizzlies Top Scorer	Grizzlies Top Rebounder	Opponent Top Scorer
Apr 17	@ San Antonio	W	101	98	0-0	1-0	18,581	Randolph-25	Randolph-14	Parker-20
Apr 20	@ San Antonio	L	87	93	0-0	1-1	18,760	Young-17	Gasol-17	Ginobili-17
Apr 23	San Antonio	W	91	88	1-0	1-1	18,119	Randolph-25	Gasol-9	Ginobili-23
Apr 25	San Antonio	W	104	86	2-0	1-1	18,119	Conley-15	Gasol-9	Parker-23
Apr 27	@ San Antonio	L	103	110 (OT)	2-0	1-2	18,581	Randolph-26	Gasol-17	Ginobili-33
Apr 29	San Antonio	W	99	91	3-0	1-2	18,119	Randolph-31	Gasol-13	Parker-23
May 1	@ Oklahoma City	W	114	101	3-0	2-2	18,203	Randolph-34	Gasol-13	Durant-33
May 3	@ Oklahoma City	L	102	111	3-0	2-3	18,203	Conley-24	Gasol-10	Durant-26
May 7	Oklahoma City	W	101	93 (OT)	4-0	2-3	18,119	Randolph-21	Randolph-21	Westbrook-23
May 9	Oklahoma City	L	123	133(3OT)	4-1	2-3	18,119	Randolph-34	Gasol-21	Westbrook-40
May 11	@ Oklahoma City	L	72	99	4-1	2-4	18,203	Gasol-15	Randolph-7	Durant-19
May 13	Oklahoma City	W	95	83	5-1	2-4	18,119	Randolph-30	Randolph-13	Westbrook-27
May 15	@ Oklahoma City	L	90	105	5-1	2-5	18,203	Conley-18	Randolph-10	Durant-39

MEMPHIS GRIZZLIES PLAYOFF HISTORY

2006 Playoffs

								Grizzlies	Grizzlies	Opponent	
Date	Opponent		Mem	Opp	Hm	Rd	Tot	Atten.	Top Scorer	Top Rebounder	Top Scorer
Apr 23	@ Dallas	L	93	103	0-0	0-1	0-1	20,340	Gasol-24	Tsakalidis-8	Nowitzki-31
Apr 26	@ Dallas	L	79	94	0-0	0-2	0-2	20,612	Gasol-16	Gasol-7	Nowitzki-31
Apr 29	Dallas	L	89	94 (OT)	0-1	0-2	0-3	17,871	Atkins-20	Wright-10	Nowitzki-36
May 1	Dallas	L	76	102	0-2	0-2	0-4	15,104	Gasol-25	Battier-7	Nowitzki-27

2005 Playoffs

								Grizzlies	Grizzlies	Opponent	
Date	Opponent		Mem	Opp	Hm	Rd	Tot	Atten.	Top Scorer	Top Rebounder	Top Scorer
Apr 24	@ Phoenix	L	103	114	0-0	0-1	0-1	18,422	Miller-19	Battier-9	Marion-26
Apr 27	@ Phoenix	L	103	108	0-0	0-2	0-2	18,422	Gasol-28	Gasol-16	Stoudemire-34
Apr 29	Phoenix	L	90	110	0-1	0-2	0-3	18,119	Wright-14	Battier/Swift/Wright-8	Stoudemire-30
May 1	Phoenix	L	115	123	0-2	0-2	0-4	17,243	Gasol-28	Battier/Jones-5	Johnson-25

2004 Playoffs

2004 Playoffs

Date	Opponent		Mem	Opp	Hm	Rd	Tot	Atten.	Grizzlies Top Scorer	Grizzlies Top Rebounder	Opponent Top Scorer
Apr 17	@ San Antonio	L	74	98	0-0	0-1	0-1	18,797	Wells-16	Swift-7	Duncan-26
Apr 19	@ San Antonio	L	70	87	0-0	0-2	0-2	18,797	Gasol-20	Gasol-11	Parker-27
Apr 22	San Antonio	L	93	95	0-1	0-2	0-3	19,351	Gasol-18	Wright/Swift-6	Duncan-22
Apr 25	San Antonio	L	97	110	0-2	0-2	0-4	19,351	Gasol-22	Posey-11	Parker-29

MEMPHIS GRIZZLIES PLAYOFF HISTORY

SCORING HIGHS	GRIZZLIES	GAME	DATE	OPP	GAME	DATE
Game, Overall	123	Game 4 vs OKC	5/9/11	133	Game 4 vs OKC	5/9/11
1st Quarter	36	Game 5 vs LAC	5/9/12	39	(2) Game 4 at Pho	5/1/05
2nd Quarter	36	Game 4 vs Pho	5/1/05	33	(3) Game 1 at OKC	5/5/13
3rd Quarter	34	Game 6 vs LAC	5/3/13	31	(2) Game 1 vs SA	4/17/11
4th Quarter	34	Game 2 at OKC	5/3/11	37	Game 1 at LAC	4/20/13
1st Half	58	(2) Game 6 vs LAC	5/3/13	63	Game 4 vs Pho	5/1/05
2nd Half	60	Game 6 vs LAC	5/3/13	63	Game 7 vs OKC	5/15/11
Overtime	15	Game 3 vs OKC	5/7/11	18	(2) Game 3 vs SA	5/25/13

SCORING LOWS	GRIZZLIES	GAME	DATE	OPP	GAME	DATE
Game, Overall	70	Game 2 at SA	4/19/04	80	Game 5 vs LAC	5/9/12
1st Quarter	13	(2) Game 2 at SA	5/21/13	14	Game 3 vs SA	5/25/13
2nd Quarter	12	Game 2 at Dal	4/26/06	15	Game 5 at OKC	5/15/13
3rd Quarter	13	Game 2 at Dal	4/26/06	14	(2) Game 3 at LAC	5/5/12
4th Quarter	11	Game 2 at SA	4/19/04	9	Game 2 at SA	5/21/13
1st Half	31	Game 2 at SA	5/21/13	38	(3) Game 5 at OKC	5/13/13
2nd Half	30	Game 3 vs Dal	4/29/06	29	Game 6 vs OKC	5/13/11
Overtime	4	(2) Game 2 at SA	5/21/13	3	Game 4 vs OKC	5/13/13

MARGIN OF VICTORY	DIFF	GAME	DIFF	GAME
All Games	+19	Game 4 vs LAC, 4/27/13 (104-83)	-27	Game 5 at OKC, 5/11/11 (72-99)

LEADS & DEFICITS	LEAD	GAME	DEF	GAME
All Games	+27	Game 1 vs LAC, 4/29/12 (84-57)	-30	Game 4 vs Dal, 5/1/06 (68-98)
After 1st Quarter	+18	Game 1 vs LAC, 4/29/12 (34-16)	-19	Game 4 vs Pho, 5/1/05 (20-39)
At The Half	+19	Game 1 vs LAC, 4/29/12 (58-39)	-15	Game 1 at SA, 4/17/04 (34-49)
After 3rd Quarter	+21	Game 1 vs LAC, 4/29/12 (85-64)	-20	Game 2 at Dal,, 4/26/06 (56-76)

PLAYOFFS STATISTICS HISTORY																						
	Season	G	Min	FG	FGA	Pct	3FG	Att	Pct	FT	FTA	Pct	Off	Def	Tot	Ast	PF	Stl	TO	Blk	Pts	Avg
Mem	2004	4	960	123	290	.424	15	51	.294	73	94	.777	38	100	138	58	100	38	57	20	334	83.5
Mem	2005	4	960	166	351	.473	31	79	.392	48	68	.706	47	111	158	84	98	23	43	18	411	102.8
Mem	2006	4	985	120	266	.451	15	48	.313	82	113	.726	33	104	137	56	110	19	64	15	337	84.3
Mem	2011	13	3245	477	1092	.437	50	157	.318	278	366	.760	162	398	560	245	307	104	170	78	1282	98.6
Mem	2012	7	1705	228	534	.427	24	83	.289	160	215	.744	94	205	299	114	163	50	108	34	640	91.4
Mem	2013	15	3675	511	1223	.418	72	222	.324	326	436	.748	176	450	626	290	332	109	161	69	1420	94.7
Total		47	11530	1625	3756	.433	207	640	.323	967	1292	.748	550	1368	1918	847	1110	343	603	234	4424	94.1
SA	2004	4	960	146	288	.507	31	65	.477	67	101	.663	46	122	168	87	81	30	65	25	390	97.5
Pho	2005	4	960	159	316	.503	42	92	.457	95	128	.742	42	130	172	95	70	19	44	31	455	113.8
Dal	2006	4	985	139	307	.453	21	59	.356	94	110	.855	55	117	172	73	112	27	51	18	393	98.3
SA/OKC	2011	13	3245	457	1030	.444	79	255	.310	298	377	.790	153	415	568	237	308	94	199	88	1291	99.3
LAC	2012	7	1705	233	516	.452	43	123	.350	126	188	.670	65	194	259	114	179	65	106	43	635	90.7
LAC/OKC/SA	2013	15	3675	527	1171	.450	101	302	.334	256	322	.795	131	472	603	286	380	76	210	98	1411	94.1
Total		47	11530	1661	3628	.458	317	896	.354	936	1226	.763	492	1450	1942	892	1130	311	675	303	4575	97.3

MEMPHIS GRIZZLIES PLAYOFF HISTORY

SINGLE-GAME HIGHS	GRIZZLIES	GAME	DATE	OPP	GAME	DATE
Points	123	Game 4 vs OKC	5/9/11	133	Game 4 vs OKC	5/9/11
Total Rebounds	60	Game 2 at SA	5/21/13	54	Game 4 vs OKC	5/9/11
Offensive Rebounds	24	Game 4 vs OKC	5/9/11	21	Game 3 vs SA	4/22/04
Defensive Rebounds	41	Game 2 at SA	5/21/13	42	Game 2 at SA	5/21/13
Assists	27	Game 6 vs LAC	5/3/13	29	Game 2 at SA	5/21/13
Personal Fouls	36	Game 4 vs OKC	5/9/11	33	Game 6 vs LAC	5/3/13
Steals	13	(2) Game 2 at OKC *	5/7/13	13	Game 6 at LAC	5/11/12
Turnovers	22	Game 6 at LAC	5/11/12	21	Game 2 vs LAC	5/2/12
Blocks	9	(3) Game 6 at LAC *	5/11/12	12	Game 2 at SA	5/21/13
Field Goal Pct	.552	Game 1 at SA (37/67)	4/17/11	.603	Game 4 vs Pho (38/63)	5/1/05
3-Pt Field Goal Pct	.688	Game 1 vs LAC (11/16)	4/29/12	.647	Game 4 vs SA (11/17)	4/25/04
Free Throw Pct	.925	Game 4 vs OKC (37/40)	5/9/11	1.000	Game 4 vs Dal (17/17)	5/1/06
FGs Made	45	Game 4 vs Pho	5/1/05	43	(2) Game 4 vs OKC *	5/9/11
FGs Attempted	111	Game 4 vs OKC	5/9/11	95	Game 4 vs OKC	5/9/11
3-Pt FGs Made	13	Game 4 vs Pho	5/1/05	15	Game 1 at Pho	4/24/05
3-Pt FGs Attempted	24	Game 4 vs Pho	5/1/05	32	Game 1 at Pho	4/24/05
FTs Made	38	Game 6 vs LAC	5/3/13	42	Game 4 vs OKC	5/9/11
FTs Attempted	47	Game 6 vs LAC	5/3/13	50	Game 4 vs OKC	5/9/11
SINGLE-GAME LOWS	GRIZZLIES	GAME	DATE	OPP	GAME	DATE
Points	70	Game 2 at SA	4/19/04	80	Game 5 vs LAC	5/9/12
Total Rebounds	23	Game 1 at LAC	4/20/13	28	(2) Game 4 vs LAC *	4/27/13
Offensive Rebounds	4	(2) Game 1 at LAC *	4/20/13	4	(3) Game 4 vs SA *	5/27/13
Defensive Rebounds	18	Game 4 vs Pho	5/1/05	22	Game 6 at LAC	5/11/12
Assists	9	Game 4 vs Dal	5/1/06	10	Game 3 vs OKC	5/11/13
Personal Fouls	17	(5) Game 1 at SA *	5/19/13	16	Game 4 vs SA	4/25/11
Steals	1	Game 2 at Dal	4/26/06	2	Game 1 at OKC	5/5/13
Turnovers	7	(3) Game 1 at OKC *	5/1/11	5	Game 3 vs Pho	4/29/05
Blocks	1	(3) Game 1 at LAC *	4/20/13	0	Game 6 vs LAC	5/3/13
Field Goal Pct	.325	Game 7 vs LAC (25/77)	5/13/12	.364	Game 3 vs OKC (32/88)	5/11/13
3-Pt Field Goal Pct	.000	(3) Game 7 vs LAC (0/13) *	5/13/12	.133	(2) Game 2 at LAC (2/15) *	4/22/13
Free Throw Pct	.556	Game 3 vs SA (10/18)	5/25/13	.433	Game 3 at LAC (13/30)	5/5/12
FGs Made	23	Game 1 at SA	4/17/04	26	(2) Game 3 vs LAC *	4/25/13
FGs Attempted	61	Game 2 at Dal	4/26/06	63	(2) Game 4 vs Pho *	5/1/05
3-Pt FGs Made	0	(3) Game 7 vs LAC (0/13) *	5/13/12	2	(2) Game 2 at LAC *	4/22/13
3-Pt FGs Attempted	6	Game 5 vs LAC	5/9/12	12	Game 4 vs Dal	5/1/06
FTs Made	10	Game 3 vs SA	5/25/13	10	Game 1 at SA	4/17/04
FTs Attempted	15	Game 1 at Pho	4/24/05	13	(2) Game 4 vs SA *	5/27/13

MEMPHIS GRIZZLIES PLAYOFF HISTORY

SINGLE-HALF HIGHS	GRIZZLIES	GAME	DATE	OPP	GAME	DATE
Points	60	Game 6 vs LAC (2 nd)	5/3/13	63	(2) Game 7 at OKC (2 nd) *	5/15/11
Total Rebounds	28	(2) Game 2 at SA (1 st) *	5/21/13	29	Game 3 vs SA (2 nd)	4/22/04
Assists	15	Game 3 vs SA (1 st)	4/23/11	17	Game 1 at Pho (1 st)	4/24/05
Turnovers	14	Game 2 at SA (2 nd)	4/19/04	12	(2) Game 2 vs LAC (2 nd) *	5/2/12
Field Goal Pct	.618	Game 1 at SA (2 nd)	4/17/11	.704	Game 4 vs Pho (2 nd)	5/1/05
3 Pt FGs Made	7	Game 4 vs Pho (2 nd)	5/1/05	9	Game 1 at Pho (1 st)	4/24/05
SINGLE-HALF LOWS	GRIZZLIES	GAME	DATE	OPP	GAME	DATE
Points	30	Game 3 vs Dal (2 nd)	4/29/06	29	Game 6 vs OKC (2 nd)	5/13/11
Total Rebounds	6	Game 1 at Dal (1 st)	4/23/06	9	Game 6 at LAC (2 nd)	5/11/12
Assists	1	Game 5 vs LAC (2 nd)	5/9/12	3	Game 3 vs OKC (2 nd)	5/11/13
Turnovers	1	Game 3 vs SA (2 nd)	4/22/04	2	Game 3 vs Pho (1 st)	4/29/05
Field Goal Pct	.255	Game 2 at SA (1 st)	5/21/13	.289	Game 6 vs OKC (2 nd)	5/13/11
3 Pt FGs Made	0	(Many) Game 2 at LAC (2 nd) *	4/22/13	0	(6) Game 5 vs SA (1 st) *	5/27/13
SINGLE-QUARTER HIGHS	GRIZZLIES	GAME	DATE	OPP	GAME	DATE
Points	36	(2) Game 5 vs LAC (1 st) *	5/9/12	39	(2) Game 4 vs Pho (1 st) *	5/1/05
Total Rebounds	16	(4) Game 6 at LAC (1 st) *	5/9/11	18	(3) Game 1 at OKC (1 st) *	5/5/13
Assists	10	Game 1 vs LAC (1 st)	4/29/12	13	Game 1 at Pho (1 st)	4/24/05
Turnovers	11	Game 1 at SA (4 th)	4/17/04	9	Game 5 at OKC (1 st)	5/11/05
Field Goal Pct	.714	Game 5 vs LAC (1 st)	5/9/12	.833	Game 4 vs Pho (3 rd)	5/1/05
3 Pt FGs Made	5	Game 1 vs LAC (3 rd)	4/29/12	7	Game 1 at Pho (1 st)	4/24/05
SINGLE-QUARTER LOWS	GRIZZLIES	GAME	DATE	OPP	GAME	DATE
Points	11	Game 2 at SA (4 th)	4/19/04	9	Game 2 at SA (4 th)	5/21/13
Total Rebounds	3	(3) Game 1 at OKC (2 nd) *	5/5/13	2	Game 2 at SA (3 rd)	5/21/13
Assists	0	Game 5 vs LAC (3 rd)	5/9/12	0	Game 1 at SA (2 nd)	4/17/11
Turnovers	0	(4) Game 5 at OKC (1 st) *	5/15/13	0	(5) Game 4 vs LAC (1 st) *	4/27/13
Field Goal Pct	.188	Game 3 at LAC (4 th)	5/5/12	.200	Game 3 vs OKC (3 rd)	5/11/13
3 Pt FGs Made	0	(Many) Game 4 vs SA (4 th) *	5/27/13	0	(Many) Game 4 vs SA (2 nd) *	5/27/13

MEMPHIS GRIZZLIES PLAYOFF HISTORY

INDIVIDUAL PLAYER RECORDS	MEM	PLAYER	VS	SEASON	OPP	PLAYER	TEAM	SEASON
Points	160	Zach Randolph	OKC	2011	185	Kevin Durant	OKC	2011
Points Per Game	22.9	Zach Randolph	OKC	2011	31.3	Dirk Nowitzki	DAL	2006
Total Rebounds	86	Zach Randolph	OKC	2011	64	Kevin Durant	OKC	2011
Rebounds Per Game	12.3	Marc Gasol	SA	2011	12.5	Shawn Marion	PHO	2005
Offensive Rebounds	32	Zach Randolph	OKC	2011	19	(2) Kendrick Perkins	OKC	2011
Defensive Rebounds	54	(2) Zach Randolph *	OKC	2011	57	Kevin Durant	OKC	2011
Assists	50	(2) Mike Conley *	LAC	2013	53	Russell Westbrook	OKC	2011
Assists Per Game	8.3	Mike Conley	LAC	2013	11.3	Steve Nash	PHO	2005
Steals	14	Tony Allen	SA	2011	19	Chris Paul	LAC	2012
Blocks	19	Marc Gasol	OKC	2011	19	Serge Ibaka	OKC	2011
Field Goal Pct	.667	Quincy Pondexter	LAC	2012	.682	Tiago Splitter	SA	2013
3-Pt Field Goal Pct	.538	Quincy Pondexter	OKC	2013	.688	Tony Parker	SA	2004
Free Throw Pct (Min. 6 att.)	1.000	(5) Jerryd Bayless *	LAC	2013	1.000	(4) Jamal Crawford	LAC	2013
FGs Made	52	Zach Randolph	OKC	2011	61	Kevin Durant	OKC	2011
FGs Attempted	128	Zach Randolph	OKC	2011	142	Russell Westbrook	OKC	2011
3-Pt FGs Made	12	(2) Quincy Pondexter *	SA	2013	14	Kevin Durant	OKC	2011
3-Pt FGs Attempted	33	O.J. Mayo	OKC	2011	42	Kevin Durant	OKC	2011
FTs Made	55	Zach Randolph	OKC	2011	49	Kevin Durant	OKC	2011
FTs Attempted	67	Zach Randolph	OKC	2011	61	Kevin Durant	OKC	2011

MEMPHIS GRIZZLIES PLAYOFF HISTORY

PLAYER SINGLE GAME HIGHS	MEM	PLAYER	DATE	OPP	PLAYER	DATE
Points	34	(2) Zach Randolph *	5/9/11 vs OKC	40	Russell Westbrook	5/9/11 vs OKC
Total Rebounds	21	(2) Marc Gasol *	5/9/11 vs OKC	15	Kevin Durant	5/5/13 at OKC
Offensive Rebounds	10	Marc Gasol	5/9/11 vs OKC	8	Robert Horry	4/22/04 vs SA
Defensive Rebounds	15	Marc Gasol	4/27/11 at SA	15	Kevin Durant	5/5/13 at OKC
Assists	13	Mike Conley	4/27/13 vs LAC	18	Tony Parker	5/21/13 at SA
Steals	5	(2) Mike Conley *	5/25/13 vs SA	5	(2) Kawhi Leonard *	5/27/13 vs SA
Turnovers	6	Marc Gasol	5/9/11 vs OKC	7	(6) Tony Parker *	5/25/13 vs SA
Blocks	6	Marc Gasol	5/13/13 vs OKC	6	Serge Ibaka	5/7/11 vs OKC
Field Goal Pct (Min. 6 att.)	.900	Marc Gasol (9/10)	4/17/11 at SA	1.000	Eric Bledsoe (7/7)	4/20/13 at LAC
3-Pt Pct (Min. 4 att.)	1.000	Mike Conley (5/5)	4/29/12 vs LAC	.857	Matt Barnes (6/7)	5/3/13 vs LAC
Free Throw Pct (Min. 5 att.)	1.000	(Many) Mike Conley (7/7) *	5/11/13 vs OKC	1.000	(Many) Tony Parker (6/6) *	5/27/13 vs SA
FGs Made	13	Pau Gasol	4/27/05 at Pho	15	(2) Tony Parker *	5/27/13 vs SA
FGs Attempted	26	Pau Gasol	4/27/05 at Pho	33	Russell Westbrook	5/9/11 vs OKC
3-Pt FGs Made	5	(5) Quincy Pondexter *	5/19/13 at SA	6	Matt Barnes	5/3/13 vs LAC
3-Pt FGs Attempted	10	Mike Conley	5/13/13 vs OKC	11	(2) Derek Fisher *	5/15/13 at OKC
FTs Made	16	Zach Randolph	5/9/11 vs OKC	18	Amar'e Stoudemire	4/27/05 at Pho
FTs Attempted	17	(2) Mike Conley *	5/3/13 vs LAC	22	Amar'e Stoudemire	4/27/05 at Pho

MEMPHIS GRIZZLIES PLAYOFF HISTORY

GRIZZLIES CAREER PLAYOFF LEADERS THROUGH THE 2012-13 SEASON

GAMES		POINTS		REBOUNDS		ASSISTS	
Tony Allen	35	Zach Randolph	646	Zach Randolph	360	Mike Conley	240
Mike Conley	35	Marc Gasol	559	Marc Gasol	320	Marc Gasol	99
Marc Gasol	35	Mike Conley	551	Tony Allen	151	Zach Randolph	61
Zach Randolph	35	Tony Allen	316	Mike Conley	144	Tony Allen	52
Darrell Arthur	28	Pau Gasol	240	Shane Battier	114	O.J. Mayo	46
GAMES STARTED		SCORING AVERAGE		REBOUND AVERAGE		ASSIST AVERAGE	
Tony Allen	35	Pau Gasol	20.0	Zach Randolph	10.3	Mike Conley	6.9
Mike Conley	35	Rudy Gay	19.0	Marc Gasol	9.1	Jason Williams	4.9
Marc Gasol	35	Zach Randolph	18.5	Rudy Gay	6.6	Chucky Atkins	3.0
Zach Randolph	35	Marc Gasol	16.0	Pau Gasol	6.4	Marc Gasol	2.8
Tayshaun Prince	15	Mike Conley	15.7	Lorenzen Wright	4.8	Earl Watson	2.8
FIELD GOALS MADE		FIELD GOAL ATTS		FREE THROWS MADE		FREE THROW ATTS	
Zach Randolph	236	Zach Randolph	527	Zach Randolph	172	Zach Randolph	235
Marc Gasol	201	Mike Conley	475	Marc Gasol	157	Marc Gasol	206
Mike Conley	186	Marc Gasol	415	Mike Conley	139	Mike Conley	178
Tony Allen	115	Tony Allen	271	Tony Allen	83	Tony Allen	116
Pau Gasol	96	2 players	196	Pau Gasol	47	Pau Gasol	62
MINUTES		FIELD GOAL PCT		3-PT FG PCT		FREE THROW PCT	
Marc Gasol	1,389	Lorenzen Wright	.536	Quincy Pondexter	.456	Jerryd Bayless	.885
Mike Conley	1,359	Quincy Pondexter	.518	Jason Williams	.381	Mike Miller	.875
Zach Randolph	1,317	Greivis Vasquez	.512	James Posey	.381	Hakim Warrick	.875
Tony Allen	942	Bonzi Wells	.500	O.J. Mayo	.370	James Posey	.853
Shane Battier	656	Pau Gasol	.490	Mike Miller	.368	Rudy Gay	.825
3-PT FG MADE		3-PT FG ATTS		OFFENSIVE REBS		DEFENSIVE REBS	
Mike Conley	40	Mike Conley	123	Zach Randolph	129	Zach Randolph	238
O.J. Mayo	27	O.J. Mayo	73	Marc Gasol	82	Marc Gasol	231
Quincy Pondexter	26	Jerryd Bayless	59	Tony Allen	60	Mike Conley	121
Jerryd Bayless	18	Quincy Pondexter	57	Shane Battier	40	Tony Allen	91
Jason Williams	16	Shane Battier	50	Darrell Arthur	28	Shane Battier	74
STEALS		STEALS PER GAME		BLOCKS		BLOCKS PER GAME	
Tony Allen	64	Tony Allen	1.83	Marc Gasol	74	Marc Gasol	2.11
Mike Conley	46	James Posey	1.38	Zach Randolph	21	Pau Gasol	1.50
Zach Randolph	31	Mike Conley	1.31	Pau Gasol	18	Stromile Swift	0.86
Marc Gasol	29	Rudy Gay	1.29	Tony Allen	17	Zach Randolph	0.60
O.J. Mayo	20	4 players	1.00	Darrell Arthur	16	Darrell Arthur	0.57
MINUTES PER GAME		TURNOVERS		PERSONAL FOULS		DISQUALIFICATIONS	
Rudy Gay	39.9	Mike Conley	80	Zach Randolph	122	O.J. Mayo	3
Marc Gasol	39.7	Zach Randolph	69	Marc Gasol	122	Tony Allen	2
Mike Conley	38.8	Marc Gasol	57	Tony Allen	112	Chucky Atkins	1
Zach Randolph	37.6	Tony Allen	53	Mike Conley	92	Mike Conley	1
Pau Gasol	35.4	O.J. Mayo	35	Shane Battier	74	Quincy Pondexter	1

MEMPHIS GRIZZLIES PLAYOFF HISTORY

MEMPHIS GRIZZLIES

2013 FIRST ROUND VS. L.A. CLIPPERS

PLAYER				-FIELD GOALS-			-3-POINT FG--			-FREE THROWS-			--REBOUNDS--			PF	DQ	STL	TO	BLK	PTS	AVG	
	G	GS	MIN	FG	FGA	PCT	FG	FGA	PCT	FT	FTA	PCT	OFF	DEF	TOT								
Randolph	6	6	202	50	88	.568	0	0	---	25	34	.735	20	28	48	10	27	0	5	15	1	125	20.8
Conley	6	6	217	29	71	.408	6	21	.286	40	53	.755	4	17	21	50	17	0	7	10	3	104	17.3
Gasol	6	6	234	35	75	.467	0	0	---	34	43	.791	7	38	45	20	22	0	2	4	10	104	17.3
Allen	6	6	177	24	50	.480	2	4	.500	22	29	.759	14	25	39	13	17	0	13	8	4	72	12.0
Bayless	6	0	97	18	47	.383	7	22	.318	10	10	1.000	0	5	5	9	12	0	2	10	0	53	8.8
Prince	6	6	213	21	52	.404	3	9	.333	6	11	.545	2	23	25	15	6	0	5	2	4	51	8.5
Pondexter	6	0	127	12	30	.400	5	15	.333	10	15	.667	6	7	13	3	9	0	5	3	1	39	6.5
Arthur	6	0	75	11	20	.550	0	1	.000	4	5	.800	7	11	18	2	18	0	0	1	1	26	4.3
Dooling	5	0	54	5	13	.385	3	7	.429	2	2	1.000	0	3	3	4	11	0	0	3	0	15	3.0
Wroten	3	0	6	1	3	.333	0	1	.000	4	4	1.000	0	2	2	1	0	0	0	1	0	6	2.0
Davis	5	0	29	3	7	.429	0	0	---	0	0	---	2	6	8	0	3	0	0	2	0	6	1.2
Daye	2	0	6	0	1	.000	0	0	---	0	0	---	0	0	0	0	0	0	0	1	0	0	0.0
Leuer	2	0	3	0	0	---	0	0	---	0	0	---	0	0	0	0	1	0	0	0	0	0	0.0
GRIZZLIES	6	-	1440	209	457	.457	26	80	.325	157	206	.762	62	165	227	127	143	0	39	62	25	601	100.2
CLIPPERS	6	-	1440	211	452	.467	35	115	.304	111	142	.782	53	170	223	108	167	1	31	80	34	568	94.7

-- SINGLE-GAME HIGHS --											-- AVERAGE PER GAME --											--CAREER HIGHS (C=SET, T=TIRED THIS SERIES)--										
PLAYER	MIN	REB	AST	ST	TO	BL	PTS	MIN	REB	AST	STL	TO	BLK	PTS	FG	FGA	FT	FTA	REB	AST	PTS											
Randolph	38	11	4	2	5	1	27	33.7	8.0	1.7	0.83	2.5	0.17	20.8	12	25	16	17	21	6	34											
Conley	44	6	13	3	2	28	36.2	3.5	8.3	1.17	1.7	0.50	17.3	11	22	12C	17C	10	13C	28C												
Gasol	44	13	7	1	2	3	24	39.0	7.5	3.3	0.33	0.7	1.67	17.3	11	20	9C	12	21	7C	26											
Allen	39	10	6	4	3	2	19	29.5	6.5	2.2	2.17	1.3	0.67	12.0	7	13	9C	11C	10C	6C	19C											
Bayless	30	2	3	1	3	0	19	16.2	0.8	1.5	0.33	1.7	0.00	8.8	7	18	6	9	4	7	19C											
Prince	41	6	5	2	1	2	15	35.5	4.2	2.5	0.83	0.3	0.67	8.5	11	20	7	8	12	9	29											
Pondexter	29	4	1	1	1	1	13	21.2	2.2	0.5	0.83	0.5	0.17	6.5	7	13	5	7	9	3	22											
Arthur	18	6	1	0	1	1	9	12.4	3.0	0.3	0.00	0.2	0.17	4.3	7	10	3	4	6T	2	14											
Dooling	18	2	2	0	1	0	7	10.8	0.6	0.8	0.00	0.6	0.00	3.0	6	10	5	6	4	4	15											
Wroten	5	2	1	0	1	0	4	2.1	0.7	0.3	0.00	0.3	0.00	2.0	1T	4	2C	2C	2C	1T	4C											
Davis	13	6	0	0	1	0	6	5.8	1.6	0.0	0.00	0.4	0.00	1.2	3C	4C	3	4	6C	0T	6C											
Daye	6	0	0	0	0	1	0	3.1	0.0	0.0	0.00	0.0	0.00	0.0	2	5	1	1	1	0T	4											
Leuer	2	0	0	0	0	0	0	1.3	0.0	0.0	0.00	0.0	0.00	0.0	1	1	0T	0T	2	0T	2											
GRIZZLIES	240	45	27	11	13	7	118	240.0	37.8	21.2	6.50	10.3	4.17	100.2	45	111	38C	47C	60	27C	123											
OPPONENTS	240	47	20	8	18	10	112	240.0	37.2	18.0	5.17	13.3	5.67	94.7	43	95	42	50	54	29	133											

LOS ANGELES CLIPPERS

2013 FIRST ROUND VS. MEMPHIS

			-FIELD GOALS-			-3-POINT FG--			-FREE THROWS-			--REBOUNDS--											
PLAYER	G	GS	MIN	FG	FGA	PCT	FG	FGA	PCT	FT	FTA	PCT	OFF	DEF	TOT	AST	PF	DQ	STL	TO	BLK	PTS	AVG
Paul	6	6	224	49	92	.533	6	19	.316	33	37	.892	3	21	24	38	17	0	11	9	0	137	22.8
Griffin	6	5	158	29	64	.453	0	0	---	21	26	.808	8	25	33	15	24	1	0	13	5	79	13.2
Barnes	6	0	162	24	44	.545	7	17	.412	16	19	.842	7	23	30	3	23	0	4	5	2	71	11.8
Crawford	6	0	161	24	62	.387	6	22	.273	11	11	1.000	2	10	12	10	9	0	3	4	1	65	10.8
Butler	6	6	136	22	46	.478	4	16	.250	3	3	1.000	1	15	16	0	11	0	2	6	2	51	8.5
Bledsoe	6	0	97	15	30	.500	1	9	.111	8	12	.667	2	13	15	18	10	0	2	5	3	39	6.5
Billups	6	6	115	11	36	.306	6	17	.353	9	11	.818	2	10	12	6	10	0	1	8	1	37	6.2
Odom	6	1	107	11	30	.367	5	14	.357	3	6	.500	4	19	23	11	16	0	5	10	5	30	5.0
Hill	1	0	20	2	4	.500	0	0	---	0	0	---	2	2	4	2	5	0	0	1	0	4	4.0
Jordan	6	6	144	10	22	.455	0	0	---	2	9	.222	15	23	38	1	18	0	1	9	10	22	3.7
Turiaf	5	0	59	7	10	.700	0	0	---	2	4	.500	4	4	8	0	14	0	1	2	3	16	3.2
Hollins	5	0	37	5	9	.556	0	0	---	1	2	.500	3	2	5	2	10	0	0	2	2	11	2.2
Green	3	0	20	2	3	.667	0	1	.000	2	2	1.000	0	3	3	2	0	0	1	0	0	6	2.0
CLIPPERS	6	-	1440	211	452	.467	35	115	.304	111	142	.782	53	170	223	108	167	1	31	80	34	568	94.7
GRIZZLIES	6	-	1440	209	457	.457	26	80	.325	157	206	.762	62	165	227	127	143	0	39	62	25	601	100.2

-- SINGLE-GAME HIGHS --											AVERAGE PER GAME					-CAREER HIGHS (C=SET, T=TIED THIS SERIES)-									
PLAYER	MIN	REB	AST	ST	TO	BL	PTS	MIN	REB	AST	STL	TO	BLK	PTS	FG	FGA	FT	FTA	REB	AST	PTS				
Paul	42	6	9	3	5	0	35	37.3	4.0	6.3	1.83	1.5	0.00	22.8	15	25	12	14	13	17	35T				
Griffin	34	10	5	0	4	2	21	26.3	5.5	2.5	0.00	2.2	0.83	13.2	13	24	10	17	16	7	30				
Barnes	37	10	1	1	2	1	30	26.9	5.0	0.5	0.67	0.8	0.33	11.8	11C	15	7C	8C	11	7	30C				
Crawford	36	3	3	3	1	1	15	26.9	2.0	1.7	0.50	0.7	0.17	10.8	10	19	8	11	5	6	25				
Butler	33	7	0	1	2	1	14	22.6	2.7	0.0	0.33	1.0	0.33	8.5	12	24	8	10	20	5	35				
Bledsoe	22	6	5	1	1	1	15	16.2	2.5	3.0	0.33	0.8	0.50	6.5	10	16	3T	5	6C	6	23				
Billups	23	4	2	1	3	1	14	19.2	2.0	1.0	0.17	1.3	0.17	6.2	11	29	16	19	10	13	40				
Odom	23	7	3	3	4	1	9	17.9	3.8	1.8	0.83	1.7	0.83	5.0	13	21	12	16	19	9	33				
Hill	20	4	2	0	1	0	4	20.1	4.0	2.0	0.00	1.0	0.00	4.0	11	27	11	13	14	11	28				
Jordan	31	8	1	1	3	4	6	24.1	6.3	0.2	0.17	1.5	1.67	3.7	4	7T	3	6	9	2	10				
Turiaf	14	3	0	1	1	2	5	11.7	1.6	0.0	0.20	0.4	0.60	3.2	4	10	4	6	10	3	12				
Hollins	9	4	1	0	1	1	5	7.5	1.0	0.4	0.00	0.4	0.40	2.2	4	4T	2	4	8	3	8				
Green	15	1	2	1	0	0	4	6.5	1.0	0.7	0.33	0.0	0.00	2.0	7	15	6	6	4	6	17				
CLIPPERS	240	47	20	8	18	10	112	240.0	37.2	18.0	5.17	13.3	5.67	94.7	50	111	36	48	62	30	124				
OPPONENTS	240	45	27	11	13	7	118	240.0	37.8	21.2	6.50	10.3	4.17	100.2	51	115	38C	47C	63	35	131				

MEMPHIS GRIZZLIES PLAYOFF HISTORY

MEMPHIS GRIZZLIES

2013 WESTERN CONFERENCE SEMIFINALS VS. OKLAHOMA CITY

-----		-FIELD GOALS-			-3-POINT FG--			-FREE THROWS-			--REBOUNDS--												
PLAYER	G	GS	MIN	FG	FGA	PCT	FG	FGA	PCT	FT	FTA	PCT	OFF	DEF	TOT	AST	PF	DQ	STL	TO	BLK	PTS	AVG
Gasol	5	5	210	35	72	.486	0	0	---	27	34	.794	9	33	42	12	14	0	7	7	15	97	19.4
Randolph	5	5	198	33	74	.446	0	1	.000	26	36	.722	16	38	54	11	14	0	3	8	2	92	18.4
Conley	5	5	206	31	85	.365	8	28	.286	20	23	.870	5	28	33	34	10	0	11	11	1	90	18.0
Allen	5	5	140	18	43	.419	0	3	.000	14	19	.737	11	14	25	5	19	0	12	6	0	50	10.0
Bayless	5	0	113	15	44	.341	7	21	.333	8	10	.800	1	15	16	9	13	0	1	3	1	45	9.0
Pondexter	5	0	101	12	23	.522	7	13	.538	2	5	.400	1	11	12	4	11	0	2	3	1	33	6.6
Prince	5	5	157	13	44	.295	1	7	.143	4	6	.667	6	18	24	11	9	0	1	6	0	31	6.2
Arthur	5	0	55	6	15	.400	0	1	.000	4	4	1.000	1	7	8	0	8	0	1	3	1	16	3.2
Daye	1	0	5	1	2	.500	0	0	---	1	1	1.000	0	0	0	0	2	0	0	0	0	3	3.0
Davis	1	0	3	1	1	1.000	0	0	---	0	0	---	0	0	0	0	1	0	0	0	0	2	2.0
Wroten	1	0	6	1	3	.333	0	0	---	0	0	---	0	1	1	1	1	0	1	1	0	2	2.0
Dooling	5	0	31	1	6	.167	1	5	.200	4	4	1.000	0	0	0	2	0	0	0	0	0	7	1.4
GRIZZLIES	5	-	1225	167	412	.405	24	79	.304	110	142	.775	50	165	215	87	104	0	39	52	21	468	93.6
THUNDER	5	-	1225	160	402	.398	34	102	.333	94	114	.825	50	167	217	78	126	3	19	73	33	448	89.6

-- SINGLE-GAME HIGHS --							AVERAGE PER GAME							-CAREER HIGHS (C=SET, T=TIED THIS SERIES)-									
PLAYER	MIN	REB	AST	ST	TO	BLK	PTS	MIN	REB	AST	STL	TO	BLK	PTS	FG	FGA	FT	FTA	REB	AST	PTS		
Gasol	48	11	5	3	2	6	24	41.9	8.4	2.4	1.40	1.4	3.00	19.4	11	20	9	12	21	7	26		
Randolph	43	14	3	2	3	1	28	39.6	10.8	2.2	0.60	1.6	0.40	18.4	12	25	16	17	21	6	34		
Conley	49	10	11	4	4	1	26	41.3	6.6	6.8	2.20	2.2	0.20	18.0	11C	22C	12	17	10C	13	28		
Allen	34	7	2	5	2	0	14	28.0	5.0	1.0	2.40	1.2	0.00	10.0	7	13T	9	11	10	6	19		
Bayless	27	4	3	1	2	1	11	22.6	3.2	1.8	0.20	0.6	0.20	9.0	7	18	6	9	4T	7	19		
Pondexter	27	5	3	2	2	1	13	20.2	2.4	0.8	0.40	0.6	0.20	6.6	7	13	5	7	9	3C	22		
Prince	35	6	5	1	2	0	9	31.4	4.8	2.2	0.20	1.2	0.00	6.2	11	20	7	8	12	9	29		
Arthur	16	3	0	1	3	1	6	11.0	1.6	0.0	0.20	0.6	0.20	3.2	7	10	3	4	6	2	14		
Daye	5	0	0	0	0	0	3	4.9	0.0	0.0	0.00	0.0	0.00	3.0	2	5	1C	1C	1	0T	4		
Davis	3	0	0	0	0	0	2	3.1	0.0	0.0	0.00	0.0	0.00	2.0	3	4	3	4	6	0T	6		
Wroten	6	1	1	1	0	2	5	5.7	1.0	1.0	1.00	1.0	0.00	2.0	1T	4	2	2	2	1T	4		
Dooling	10	0	0	0	0	0	5	6.3	0.0	0.0	0.00	0.0	0.00	1.4	6	10	5	6	4	4	15		
GRIZZLIES	265	46	22	13	12	7	103	245.0	43.0	17.4	7.80	10.4	4.20	93.6	45	111	38	47	60	27	123		
OPPONENTS	265	51	19	7	21	10	97	245.0	43.4	15.6	3.80	14.6	6.60	89.6	43	95	42	50	54	29	133		

OKLAHOMA CITY THUNDER

2013 WESTERN CONFERENCE SEMIFINALS VS. MEMPHIS

-----		-FIELD GOALS-			-3-POINT FG--			-FREE THROWS-			--REBOUNDS--												
PLAYER	G	GS	MIN	FG	FGA	PCT	FG	FGA	PCT	FT	FTA	PCT	OFF	DEF	TOT	AST	PF	DQ	STL	TO	BLK	PTS	AVG
Durant	5	5	228	48	114	.421	10	28	.357	38	49	.776	2	50	52	33	9	0	6	22	6	144	28.8
Martin	5	0	150	25	60	.417	5	14	.357	17	18	.944	1	17	18	4	7	0	1	4	2	72	14.4
Jackson	5	5	188	27	54	.500	3	14	.214	12	13	.923	2	29	31	19	16	0	2	9	2	69	13.8
Ibaka	5	5	178	26	69	.377	3	6	.500	8	11	.727	17	25	42	2	22	1	0	4	16	63	12.6
Fisher	5	0	134	16	40	.400	11	28	.393	4	6	.667	0	8	8	4	15	0	3	5	0	47	9.4
Sefolosha	5	5	108	7	22	.318	2	10	.200	7	9	.778	6	11	17	7	5	0	3	4	0	23	4.6
Collison	5	0	88	7	17	.412	0	0	---	4	4	1.000	11	9	20	5	26	2	2	10	4	18	3.6
Perkins	5	5	117	4	24	.167	0	1	.000	4	4	1.000	10	11	21	4	18	0	2	10	3	12	2.4
Liggins	2	0	13	0	1	.000	0	1	.000	0	0	---	0	2	2	0	2	0	0	0	0	0	0.0
Thabeet	3	0	21	0	1	.000	0	0	---	0	0	---	1	5	6	0	6	0	0	1	0	0	0.0
THUNDER	5	-	1225	160	402	.398	34	102	.333	94	114	.825	50	167	217	78	126	3	19	73	33	448	89.6
GRIZZLIES	5	-	1225	167	412	.405	24	79	.304	110	142	.775	50	165	215	87	104	0	39	52	21	468	93.6

-- SINGLE-GAME HIGHS --										AVERAGE PER GAME										-CAREER HIGHS (C=SET, T=TIED THIS SERIES)-									
PLAYER	MIN	REB	AST	ST	TO	BL	PTS	MIN	REB	AST	STL	TO	BLK	PTS	FG	FGA	FT	FTA	REB	AST	PTS								
Durant	48	15	9	3	7	2	36	45.7	10.4	6.6	1.20	4.4	1.20	28.8	14	30	18	19	19	9T	41								
Martin	33	7	1	1	1	1	25	30.0	3.6	0.8	0.20	0.8	0.40	14.4	8C	17C	10	10	8	3	26								
Jackson	48	10	8	2	4	1	16	37.6	6.2	3.8	0.40	1.8	0.40	13.8	7T	18	6	6	10C	8T	20								
Ibaka	38	14	1	0	1	4	17	35.6	8.4	0.4	0.00	0.8	3.20	12.6	11	17C	10	10	16	2	26								
Fisher	31	5	3	1	2	0	19	26.8	1.6	0.8	0.60	1.0	0.00	9.4	11	14	9	11	8	10	28								
Sefolosha	29	5	3	1	2	0	7	21.6	3.4	1.4	0.60	0.8	0.00	4.6	7	16	5	8	9	6	19								
Collison	22	8	2	1	4	3	10	17.7	4.0	1.0	0.40	2.0	0.80	3.6	6	9	4C	7	12	4	15								
Perkins	34	7	3	1	3	2	4	23.3	4.2	0.8	0.40	2.0	0.60	2.4	8	13	6	9	19	4	18								
Liggins	8	2	0	0	0	0	0	6.3	1.0	0.0	0.00	0.0	0.00	0.0	1	4	1	4	5	1	3								
Thabeet	13	3	0	0	1	0	0	7.0	2.0	0.0	0.00	0.3	0.00	0.0	1	1T	0T	0T	3C	0T	2								
THUNDER	265	51	19	7	21	10	97	245.0	43.4	15.6	3.80	14.6	6.60	89.6	52	107	47	62	71	38	133								
OPPONENTS	265	46	22	13	12	7	103	245.0	43.0	17.4	7.80	10.4	4.20	93.6	59	114	57	64	69	36	151								

MEMPHIS GRIZZLIES PLAYOFF HISTORY

MEMPHIS GRIZZLIES

2013 WESTERN CONFERENCE FINALS VS. SAN ANTONIO

PLAYER	G	GS	MIN	-FIELD GOALS-			-3-POINT FG--			-FREE THROWS-			--REBOUNDS--			PF	DQ	STL	TO	BLK	PTS	AVG	
				FG	FGA	PCT	FG	FGA	PCT	FT	FTA	PCT	OFF	DEF	TOT								
Conley	4	4	151	23	60	.383	4	15	.267	11	17	.647	3	14	17	23	7	0	8	13	1	61	15.3
Pondexter	4	0	129	22	41	.537	12	25	.480	5	8	.625	2	11	13	4	11	1	4	3	0	61	15.3
Gasol	4	4	166	23	58	.397	0	0	---	11	13	.846	9	31	40	16	17	0	4	7	8	57	14.3
Randolph	4	4	155	16	53	.302	0	0	---	12	24	.500	23	25	48	3	11	0	2	8	4	44	11.0
Bayless	4	0	109	16	46	.348	4	16	.250	5	6	.833	0	9	9	14	10	0	4	3	4	41	10.3
Allen	4	4	105	12	32	.375	0	1	.000	8	10	.800	12	15	27	9	12	0	5	5	1	32	8.0
Prince	4	4	84	9	25	.360	1	3	.333	4	6	.667	4	4	8	3	3	0	1	2	1	23	5.8
Arthur	4	0	45	8	18	.444	0	0	---	0	0	---	6	6	12	4	10	0	1	3	2	16	4.0
Daye	1	0	9	2	5	.400	0	1	.000	0	0	---	0	1	1	0	0	0	0	1	0	4	4.0
Davis	2	0	16	1	4	.250	0	0	---	3	4	.750	2	1	3	0	3	0	0	0	1	5	2.5
Dooling	4	0	28	2	5	.400	1	1	1.000	0	0	---	0	2	2	0	1	0	1	0	0	5	1.3
Leuer	3	0	9	1	2	.500	0	0	---	0	0	---	2	1	3	0	0	0	1	0	1	2	0.7
Wroten	2	0	5	0	5	.000	0	1	.000	0	0	---	1	0	1	0	0	0	0	0	0	0	0.0
GRIZZLIES	4	-	1010	135	354	.381	22	63	.349	59	88	.670	64	120	184	76	85	1	31	47	23	351	87.8
SPURS	4	-	1010	156	317	.492	32	85	.376	51	66	.773	28	135	163	100	87	0	26	57	31	395	98.8

-- SINGLE-GAME HIGHS --							AVERAGE PER GAME							-CAREER HIGHS (C=SET, T=TIED THIS SERIES)-							
PLAYER	MIN	REB	AST	ST	TO	BLK	PTS	MIN	REB	AST	STL	TO	BLK	PTS	FG	FGA	FT	FTA	REB	AST	PTS
Conley	47	6	8	5	5	1	20	37.9	4.3	5.8	2.00	3.3	0.25	15.3	11	22	12	17	10	13	28
Pondexter	37	9	2	2	2	0	22	32.1	3.3	1.0	1.00	0.8	0.00	15.3	7C	13C	5C	7C	9C	3	22C
Gasol	48	14	5	2	4	3	16	41.4	10.0	4.0	1.00	1.8	2.00	14.3	11	20	9	12	21	7	26
Randolph	45	18	3	1	4	2	15	38.6	12.0	0.8	0.50	2.0	1.00	11.0	12	25	16	17	21	6	34
Bayless	34	4	5	2	1	2	18	27.3	2.3	3.5	1.00	0.8	1.00	10.3	7C	18C	6	9	4T	7	19
Allen	27	8	3	2	2	1	12	26.2	6.8	2.3	1.25	1.3	0.25	8.0	7	13	9	11	10	6	19
Prince	29	4	2	1	1	1	8	20.9	2.0	0.8	0.25	0.5	0.25	5.8	11	20	7	8	12	9	29
Arthur	18	6	2	1	2	1	8	11.3	3.0	1.0	0.25	0.8	0.50	4.0	7	10	3	4	6T	2T	14
Daye	9	1	0	0	1	0	4	8.8	1.0	0.0	0.00	1.0	0.00	4.0	2C	5C	1	1	1C	0T	4C
Davis	11	2	0	0	0	1	5	8.0	1.5	0.0	0.00	0.0	0.50	2.5	3	4	3C	4C	6	0T	6
Dooling	13	1	0	1	0	0	5	7.1	0.5	0.0	0.25	0.0	0.00	1.3	6	10	5	6	4	4	15
Leuer	5	2	0	1	0	1	2	2.9	1.0	0.0	0.33	0.0	0.33	0.7	1C	1C	0T	0T	2C	0T	2C
Wroten	3	1	0	0	0	0	0	2.5	0.5	0.0	0.00	0.0	0.00	0.0	1	4C	2	2	2	1	4
GRIZZLIES	265	60	20	10	13	6	93	252.5	46.0	19.0	7.75	11.8	5.75	87.8	45	111	38	47	60C	27	123
OPPONENTS	265	50	29	10	17	12	105	252.5	40.8	25.0	6.50	14.3	7.75	98.8	43	95	42	50	54	29C	133

SAN ANTONIO SPURS

2013 WESTERN CONFERENCE FINALS VS. MEMPHIS

		-FIELD GOALS-					-3-POINT FG--			-FREE THROWS-			--REBOUNDS--										
PLAYER	G	GS	MIN	FG	FGA	PCT	FG	FGA	PCT	FT	FTA	PCT	OFF	DEF	TOT	AST	PF	DQ	STL	TO	BLK	PTS	AVG
Parker	4	4	158	41	77	.532	3	8	.375	13	15	.867	1	13	14	38	6	0	8	16	0	98	24.5
Duncan	4	4	137	27	57	.474	0	0	---	8	13	.615	8	29	37	13	13	0	3	9	12	62	15.5
Leonard	4	4	143	19	32	.594	7	13	.538	0	1	.000	3	25	28	2	4	0	8	5	3	45	11.3
Ginobili	4	0	105	11	27	.407	4	14	.286	14	18	.778	4	17	21	18	12	0	2	10	2	40	10.0
Green	4	4	114	13	28	.464	8	17	.471	1	1	1.000	3	14	17	9	8	0	3	4	4	35	8.8
Splitter	4	4	105	15	22	.682	0	0	---	5	7	.714	3	9	12	8	15	0	1	4	7	35	8.8
Bonner	4	0	71	9	20	.450	6	14	.429	3	3	1.000	2	8	10	2	14	0	0	2	2	27	6.8
Blair	1	0	5	2	2	1.000	0	0	---	2	2	1.000	1	1	2	1	2	0	0	0	0	6	6.0
Neal	4	0	51	7	17	.412	2	8	.250	2	2	1.000	0	4	4	2	2	0	0	1	0	18	4.5
Diaw	4	0	72	7	19	.368	1	5	.200	2	2	1.000	1	6	7	6	9	0	0	1	1	17	4.3
Mills	1	0	5	1	1	1.000	1	1	1.000	0	0	---	0	0	0	1	1	0	0	0	0	3	3.0
Joseph	4	0	37	4	13	.308	0	3	.000	1	2	.500	2	7	9	0	1	0	1	2	0	9	2.3
McGrady	1	0	7	0	2	.000	0	2	.000	0	0	---	0	2	2	0	0	0	0	1	0	0	0.0
SPURS	4	-	1010	156	317	.492	32	85	.376	51	66	.773	28	135	163	100	87	0	26	57	31	395	98.8
GRIZZLIES	4	-	1010	135	354	.381	22	63	.349	59	88	.670	64	120	184	76	85	1	31	47	23	351	87.8

PLAYER	-- SINGLE-GAME HIGHS --							AVERAGE PER GAME							-CAREER HIGHS (C=SET, T=TIED THIS SERIES)-						
	MIN	REB	AST	ST	TO	BL	PTS	MIN	REB	AST	STL	TO	BLK	PTS	FG	FGA	FT	FTA	REB	AST	PTS
Parker	44	5	18	3	7	0	37	39.5	3.5	9.5	2.00	4.0	0.00	24.5	18	29	13	16	10	18C	43
Duncan	44	10	5	2	3	4	24	34.4	9.3	3.3	0.75	2.3	3.00	15.5	16	30	19	23	25	11	41
Leonard	40	11	1	5	2	1	18	35.8	7.0	0.5	2.00	1.3	0.75	11.3	9	17	4	8	16	3	22
Ginobili	30	7	6	1	6	1	19	26.3	5.3	4.5	0.50	2.5	0.50	10.0	11	24	15	17	11	11	39
Green	33	6	3	2	1	3	16	28.4	4.3	2.3	0.75	1.0	1.00	8.8	9	15	3	4	7	4	27
Splitter	34	6	3	1	2	4	14	26.2	3.0	2.0	0.25	1.0	1.75	8.8	6T	9	6	12	9	4	14T
Bonner	27	3	1	0	2	1	12	17.8	2.5	0.5	0.00	0.5	0.50	6.8	5	9	6	6	7	2	14
Blair	5	2	1	0	0	0	6	5.3	2.0	1.0	0.00	0.0	0.00	6.0	6	9	4	5	8	3	13
Neal	19	3	1	0	1	0	11	12.7	1.0	0.5	0.00	0.3	0.00	4.5	9	17	4	4	5	5	24
Diaw	21	2	3	0	1	1	7	17.9	1.8	1.5	0.00	0.3	0.25	4.3	13	23	11	11	12	9	34
Mills	5	0	1	0	0	0	3	5.2	0.0	1.0	0.00	0.0	0.00	3.0	4	5	1	1	1	2	9
Joseph	12	5	0	1	2	0	4	9.3	2.3	0.0	0.25	0.5	0.00	2.3	4	8	2	3	5C	6	8
McGrady	7	2	0	0	1	0	0	6.8	2.0	0.0	0.00	1.0	0.00	0.0	16	34	14	18	13	16	46
SPURS	265	50	29	10	17	12	105	252.5	40.8	25.0	6.50	14.3	7.75	98.8	67	124	39	54	75	51	152
OPPONENTS	265	60	20	10	13	6	93	252.5	46.0	19.0	7.75	11.8	5.75	87.8	58	111	49	51	65	40	141

MEMPHIS GRIZZLIES PLAYOFF HISTORY

MEMPHIS GRIZZLIES

2012 FIRST ROUND VS. L.A. CLIPPERS

-----				-FIELD GOALS-			-3-POINT FG--			-FREE THROWS-			--REBOUNDS--												
PLAYER	G	GS	MIN	FG	FGA	PCT	FG	FGA	PCT	FT	FTA	PCT	OFF	DEF	TOT	AST	PF	DQ	STL	TO	BLK	PTS	AVG		
Gay	7	7	279	48	114	.421	4	19	.211	33	40	.825	10	36	46	10	15	0	9	21	2	133	19.0		
Gasol	7	7	261	36	69	.522	0	1	.000	34	43	.791	16	31	47	22	25	0	2	13	13	106	15.1		
Conley	7	7	277	32	76	.421	11	22	.500	24	32	.750	4	19	23	50	19	0	6	16	0	99	14.1		
Randolph	7	7	248	37	88	.420	0	4	.000	22	35	.629	27	42	69	6	25	0	7	11	4	96	13.7		
Mayo	7	0	163	17	62	.274	7	24	.292	21	27	.778	2	23	25	15	18	1	9	18	1	62	8.9		
Allen	7	7	170	18	45	.400	0	5	.000	12	17	.706	8	14	22	5	21	1	9	10	7	48	6.9		
Speights	7	0	100	20	41	.488	0	0	---	6	10	.600	13	17	30	2	13	0	3	5	3	46	6.6		
Pondexter	7	0	114	12	18	.667	2	4	.500	7	9	.778	3	13	16	2	13	0	4	5	0	33	4.7		
Haddadi	4	0	21	2	2	1.000	0	0	---	1	2	.500	5	4	9	1	5	0	0	1	2	5	1.3		
Cunningham	7	0	49	4	11	.364	0	0	---	0	0	---	6	5	11	0	3	0	1	1	2	8	1.1		
Arenas	6	0	23	2	8	.250	0	4	.000	0	0	---	0	1	1	1	6	0	0	1	0	4	0.7		
Selby	1	0	0	0	0	---	0	0	---	0	0	---	0	0	0	0	0	0	0	0	0	0	0.0		
GRIZZLIES	7	-	1705	228	534	.427	24	83	.289	160	215	.744	94	205	299	114	163	2	50	108	34	640	91.4		
CLIPPERS	7	-	1705	223	516	.452	43	123	.350	126	188	.670	65	194	259	114	179	2	65	106	43	635	90.7		

-----	-- SINGLE-GAME HIGHS --							-----							AVERAGE PER GAME							-----							-CAREER HIGHS (C=SET, T=TIED THIS SERIES)-									
PLAYER	MIN	REB	AST	ST	TO	BL	PTS	MIN	REB	AST	STL	TO	BLK	PTS	FG	FGA	FT	FTA	REB	AST	PTS																	
Gay	48	9	4	3	4	1	24	39.9	6.6	1.4	1.29	3.0	0.29	19.0	9C	25C	12C	15C	9C	4C	24C																	
Gasol	40	10	6	1	3	3	23	37.3	6.7	3.1	0.29	1.9	1.86	15.1	11	20	8	12	21	6C	26																	
Conley	46	7	9	3	4	0	25	39.6	3.3	7.1	0.86	2.3	0.00	14.1	10T	20	11T	12T	7T	12	25C																	
Randolph	39	16	2	2	3	3	19	35.4	9.9	0.9	1.00	1.6	0.57	13.7	12	25	16	17	21	6	34																	
Mayo	29	9	4	3	5	1	20	23.3	3.6	2.1	1.29	2.6	0.14	8.9	7	18	6C	6T	9C	5	20C																	
Allen	30	5	1	3	3	3	10	24.3	3.1	0.7	1.29	1.4	1.00	6.9	7	13	6	10	5T	3	15																	
Speights	22	9	1	1	2	1	11	14.3	4.3	0.3	0.43	0.7	0.43	6.6	4C	10C	3C	4C	9C	1T	11C																	
Pondexter	25	7	1	2	2	0	11	16.3	2.3	0.3	0.57	0.7	0.00	4.7	4C	5C	2C	2C	7C	1T	11C																	
Haddadi	11	5	1	0	1	1	3	5.3	2.3	0.3	0.00	0.3	0.50	1.3	2	4	5	6	5C	1C	5																	
Cunningham	13	4	0	1	1	1	4	7.0	1.6	0.0	0.14	0.1	0.29	1.1	3	5T	5	6	5	0T	11																	
Arenas	10	1	1	0	1	0	4	3.8	0.2	0.2	0.00	0.2	0.00	0.7	14	27	14	19	8	14	44																	
Selby	0	0	0	0	0	0	0	0.0	0.0	0.0	0.00	0.0	0.00	0.0	0C	0C	0C	0C	0C	0C	0C																	
GRIZZLIES	265	48	20	13	22	9	105	243.6	42.7	16.3	7.14	15.4	4.86	91.4	45	111	37	44	55	26	123																	
OPPONENTS	265	47	21	13	21	8	101	243.6	37.0	16.3	9.29	15.1	6.14	90.7	43	95	42	50	54	28	133																	

LOS ANGELES CLIPPERS

2012 FIRST ROUND VS. MEMPHIS

-----	-FIELD GOALS-						-3-POINT FG--			-FREE THROWS-			--REBOUNDS--										
PLAYER	G	GS	MIN	FG	FGA	PCT	FG	FGA	PCT	FT	FTA	PCT	OFF	DEF	TOT	AST	PF	DQ	STL	TO	BLK	PTS	AVG
Paul	7	7	272	49	107	.458	9	27	.333	36	42	.857	3	37	40	50	21	1	19	25	1	143	20.4
Griffin	7	7	248	48	91	.527	0	1	.000	30	51	.588	13	32	45	18	30	1	15	18	2	126	18.0
Williams	7	0	150	26	69	.377	9	27	.333	7	8	.875	1	5	6	10	10	0	5	9	2	68	9.7
Butler	6	6	162	21	60	.350	4	20	.200	10	14	.714	4	12	16	3	16	0	4	9	1	56	9.3
Simmons	1	1	22	4	5	.800	1	2	.500	0	0	---	0	1	1	0	4	0	0	0	0	9	9.0
Young	7	0	135	18	41	.439	10	19	.526	11	12	.917	1	6	7	2	16	0	3	6	3	57	8.1
Foye	7	7	185	19	51	.373	9	24	.375	7	7	1.000	4	12	16	13	13	0	3	11	1	54	7.7
Bledsoe	7	0	97	16	33	.485	1	3	.333	8	14	.571	5	9	14	14	8	0	4	5	1	41	5.9
Martin	7	0	129	16	27	.593	0	0	---	1	2	.500	10	14	24	0	26	0	2	4	13	33	4.7
Jordan	7	7	151	10	20	.500	0	0	---	5	14	.357	9	20	29	3	12	0	3	6	14	25	3.6
Evans	7	0	156	6	12	.500	0	0	---	11	24	.458	15	46	61	1	23	0	7	6	5	23	3.3
CLIPPERS	7	-	1705	233	516	.452	43	123	.350	126	188	.670	65	194	259	114	179	2	65	106	43	635	90.7
GRIZZLIES	7	-	1705	228	534	.427	24	83	.289	160	215	.744	94	205	299	114	163	2	50	108	34	640	91.4

-----	-- SINGLE-GAME HIGHS --							-----							-CAREER HIGHS (C=SET, T=TIED THIS SERIES)-						
PLAYER	MIN	REB	AST	ST	TO	BL	PTS	MIN	REB	AST	STL	TO	BLK	PTS	FG	FGA	FT	FTA	REB	AST	PTS
Paul	42	9	11	5	5	1	29	38.9	5.7	7.1	2.71	3.6	0.14	20.4	15	25	12	14	13	17	35
Griffin	43	11	7	3	5	2	30	35.4	6.4	2.6	2.14	2.6	0.29	18.0	13	24	10C	17C	16	7C	30C
Williams	33	3	4	2	3	2	20	21.4	0.9	1.4	0.71	1.3	0.29	9.7	9	21T	8	9	7	10	24
Butler	32	5	2	1	2	1	14	27.0	2.7	0.5	0.67	1.5	0.17	9.3	12	24	8	10	20	5	35
Simmons	22	1	0	0	0	0	9	22.0	1.0	0.0	0.00	0.0	0.00	9.0	5	11	0T	0T	6	3	10
Young	24	2	1	2	2	1	19	19.3	1.0	0.3	0.43	0.9	0.43	8.1	6C	10	5C	6C	2T	1T	19C
Foye	36	4	3	1	3	1	16	26.4	2.3	1.9	0.43	1.6	0.14	7.7	6C	13C	4	6	4C	3T	16C
Bledsoe	24	4	6	1	2	1	14	13.9	2.0	2.0	0.57	0.7	0.14	5.9	10	16	3C	5C	5	6C	23
Martin	25	10	0	1	2	3	11	18.4	3.4	0.0	0.29	0.6	1.86	4.7	15	28	10	14	16	6	36
Jordan	26	8	2	1	3	4	7	21.6	4.1	0.4	0.43	0.9	2.00	3.6	4	7	3C	6C	9	2C	10
Evans	28	13	1	2	3	3	7	22.3	8.7	0.1	1.00	0.9	0.71	3.3	4	7	7	10	15	3	13
CLIPPERS	265	47	21	13	21	8	101	243.6	37.0	16.3	9.29	15.1	6.14	90.7	50	111	36	48	62	30	124
OPPONENTS	265	48	20	13	22	9	105	243.6	42.7	16.3	7.14	15.4	4.86	91.4	49	107	35	46	59	35	130

MEMPHIS GRIZZLIES PLAYOFF HISTORY

MEMPHIS GRIZZLIES

2011 WESTERN CONFERENCE SEMIFINALS VS. OKLAHOMA CITY

-----				-FIELD GOALS-			-3-POINT FG--			-FREE THROWS-			--REBOUNDS--			AST	PF	DQ	STL	TO	BLK	PTS	AVG
PLAYER	G	GS	MIN	FG	FGA	PCT	FG	FGA	PCT	FT	FTA	PCT	OFF	DEF	TOT	AST	PF	DQ	STL	TO	BLK	PTS	AVG
Randolph	7	7	292	52	128	.406	1	3	.333	55	67	.821	32	54	86	11	24	0	6	15	7	160	22.9
Conley	7	7	277	39	102	.382	9	25	.360	24	27	.889	4	19	23	46	18	1	9	17	2	111	15.9
Gasol	7	7	276	40	81	.494	0	2	.000	30	41	.732	21	51	72	16	21	0	11	13	19	110	15.7
Mayo	7	2	229	34	85	.400	12	33	.364	13	15	.867	9	20	29	21	22	1	8	9	4	93	13.3
Allen	7	7	190	22	54	.407	1	4	.250	15	24	.625	10	12	22	8	25	0	11	13	3	60	8.6
Arthur	7	0	102	17	45	.378	1	1	1.000	9	12	.750	6	6	12	4	18	0	5	6	3	44	6.3
Young	7	5	123	19	49	.388	0	4	.000	1	2	.500	5	9	14	1	8	0	3	3	1	39	5.6
Battier	7	0	177	14	36	.389	2	12	.167	3	5	.600	12	15	27	7	14	0	3	3	4	33	4.7
Vasquez	7	0	80	11	25	.440	2	6	.333	7	7	1.000	2	8	10	14	6	0	3	4	1	31	4.4
Powe	2	0	8	1	3	.333	0	0	---	3	4	.750	1	2	3	0	0	0	0	0	0	5	2.5
Haddadi	5	0	21	3	9	.333	0	1	.000	5	6	.833	3	4	7	0	4	0	0	1	5	11	2.2
Smith	3	0	5	0	1	.000	0	0	---	0	0	---	0	1	1	1	0	0	1	1	0	0	0.0
GRIZZLIES	7	-	1780	252	618	.408	28	91	.308	165	210	.786	105	201	306	129	160	2	60	88	49	697	99.6
THUNDER	7	-	1780	255	567	.450	47	146	.322	168	206	.816	92	226	318	130	179	3	50	113	53	725	103.6

-- SINGLE-GAME HIGHS --											-- CAREER HIGHS (C=SET, T=TIED THIS SERIES) --										
PLAYER	MIN	REB	AST	ST	TO	BL	PTS	MIN	REB	AST	STL	TO	BLK	PTS	FG	FGA	FT	FTA	REB	AST	PTS
Randolph	56	21	3	3	5	2	34	41.7	12.3	1.6	0.86	2.1	1.00	22.9	12T	25C	16C	17C	21C	6	34C
Conley	47	5	12	2	4	1	24	39.6	3.3	6.6	1.29	2.4	0.29	15.9	10C	20	11C	12C	7	12C	24C
Gasol	57	21	4	3	6	5	26	39.4	10.3	2.3	1.57	1.9	2.71	15.7	11C	20C	8T	12C	21C	4C	26C
Mayo	42	6	5	4	3	2	18	32.7	4.1	3.0	1.14	1.3	0.57	13.3	7C	18C	4T	6	6C	5C	18C
Allen	33	5	2	4	4	1	10	27.1	3.1	1.1	1.57	1.9	0.43	8.6	7	13T	6C	10C	5T	3	15
Arthur	20	4	2	2	3	1	9	14.6	1.7	0.6	0.71	0.9	0.43	6.3	7	10	3C	4C	6	2C	14
Young	26	4	1	1	2	1	12	17.6	2.0	0.1	0.43	0.4	0.14	5.6	7	13	3	4	6	1T	18
Battier	39	5	3	2	1	2	11	25.3	3.9	1.0	0.43	0.4	0.57	4.7	7	12	6	6	9	7	23
Vasquez	27	4	3	2	2	1	14	11.4	1.4	2.0	0.43	0.6	0.14	4.4	4T	12C	5C	5C	4C	3T	14C
Powe	6	2	0	0	0	0	3	4.0	1.5	0.0	0.00	0.0	0.00	2.5	6	8	9	13	8	1	21
Haddadi	7	2	0	0	1	2	5	4.2	1.4	0.0	0.00	0.2	1.00	2.2	2C	4C	5C	6C	2C	0T	5C
Smith	4	1	1	1	1	0	0	1.7	0.3	0.3	0.33	0.3	0.00	0.0	2	2	0T	0T	1T	1T	4
GRIZZLIES	315	55	24	11	19	9	123	254.3	43.7	18.4	8.57	12.6	7.00	99.6	45	111C	37C	44C	55C	26	123C
OPPONENTS	315	54	25	11	18	11	133	254.3	45.4	18.6	7.14	16.1	7.57	103.6	43T	95C	42C	50C	54C	28	133C

OKLAHOMA CITY THUNDER

2011 WESTERN CONFERENCE SEMIFINALS VS. MEMPHIS

-----				-FIELD GOALS-			-3-POINT FG--			-FREE THROWS-			--REBOUNDS--			AST	PF	DQ	STL	TO	BLK	PTS	AVG
PLAYER	G	GS	MIN	FG	FGA	PCT	FG	FGA	PCT	FT	FTA	PCT	OFF	DEF	TOT	AST	PF	DQ	STL	TO	BLK	PTS	AVG
Durant	7	7	290	61	136	.449	14	42	.333	49	61	.803	7	57	64	10	19	0	5	16	7	185	26.4
Westbrook	7	7	262	59	142	.415	5	15	.333	45	50	.900	13	24	37	53	24	1	12	34	3	168	24.0
Harden	7	0	226	30	62	.484	10	34	.294	27	31	.871	5	28	33	29	17	0	9	13	7	97	13.9
Ibaka	7	7	186	28	56	.500	0	0	---	8	11	.727	17	20	37	1	30	0	1	6	19	64	9.1
Collison	7	0	177	18	32	.563	0	0	---	9	11	.818	16	27	43	4	26	0	8	4	6	45	6.4
Cook	7	0	96	12	32	.375	8	26	.308	4	4	1.000	1	12	13	1	7	0	1	4	0	36	5.1
Maynor	7	0	94	10	30	.333	5	11	.455	8	10	.800	4	6	10	20	7	0	6	8	0	33	4.7
Perkins	7	7	214	11	25	.440	0	0	---	7	13	.538	19	26	45	5	27	2	2	12	5	29	4.1
Robinson	2	0	6	2	4	.500	2	4	.500	2	2	1.000	0	0	0	1	1	0	0	0	0	8	4.0
Sefolosha	7	7	136	11	25	.440	1	12	.083	5	5	1.000	4	12	16	5	7	0	3	10	2	28	4.0
Mohammed	7	0	86	11	21	.524	0	0	---	4	8	.500	6	13	19	0	14	0	3	3	4	26	3.7
Ivey	2	0	6	2	2	1.000	2	2	1.000	0	0	---	0	1	1	1	0	0	0	0	0	6	3.0
THUNDER	7	-	1780	255	567	.450	47	146	.322	168	206	.816	92	226	318	130	179	3	50	113	53	725	103.6
GRIZZLIES	7	-	1780	252	618	.408	28	91	.308	165	210	.786	105	201	306	129	160	2	60	88	49	697	99.6

-- SINGLE-GAME HIGHS --							-- AVERAGE PER GAME --							--CAREER HIGHS (C=SET, T-TIED THIS SERIES)--							
PLAYER	MIN	REB	AST	ST	TO	BL	PTS	MIN	REB	AST	STL	TO	BLK	PTS	FG	FGA	FT	FTA	REB	AST	PTS
Durant	57	13	3	4	5	3	39	41.4	9.1	1.4	0.71	2.3	1.00	26.4	14	27	18	19	19	6	41
Westbrook	51	10	14	3	7	2	40	37.4	5.3	7.6	1.71	4.9	0.43	24.0	15C	33C	14	18	10C	14C	40C
Harden	49	7	7	4	3	3	21	32.3	4.7	4.1	1.29	1.9	1.00	13.9	7	11T	11C	11C	9	7C	23
Ibaka	43	11	1	1	3	6	16	26.6	5.3	0.1	0.14	0.9	2.71	9.1	8	15	10	10	16	2	22
Collison	35	12	1	2	2	3	9	25.3	6.1	0.6	1.14	0.6	0.86	6.4	6	9	3T	7	12T	3	15
Cook	24	5	1	1	2	0	18	13.7	1.9	0.1	0.14	0.6	0.00	5.1	7	12	2T	2T	5T	2	20
Maynor	23	2	9	3	2	0	15	13.4	1.4	2.9	0.86	1.1	0.00	4.7	6C	9	6	7	3	9C	15C
Perkins	35	13	2	1	3	2	6	30.6	6.4	0.7	0.29	1.7	0.71	4.1	8	13	6	9	19	4	18
Robinson	4	0	1	0	0	0	5	3.0	0.0	0.5	0.00	0.0	0.00	4.0	4	10	3	4	4	4	13
Sefolosha	28	6	2	2	3	1	6	19.4	2.3	0.7	0.43	1.4	0.29	4.0	6	10	5	8	8	3	12
Mohammed	22	6	0	2	1	2	10	12.3	2.7	0.0	0.43	0.4	0.57	3.7	8	11	8	10	15	1	19
Ivey	4	1	1	0	0	0	3	3.0	0.5	0.5	0.00	0.0	0.00	3.0	2	3	2	2	2	1T	5
THUNDER	315	54	25	11	18	11	133	254.3	45.4	18.6	7.14	16.1	7.57	103.6	52	107	47	62	71	38	133C
OPPONENTS	315	55	24	11	19	9	123	254.3	43.7	18.4	8.57	12.6	7.00	99.6	59	114	57	64	69	36	151

MEMPHIS GRIZZLIES PLAYOFF HISTORY

MEMPHIS GRIZZLIES

2006 FIRST ROUND VS. DALLAS

PLAYER	G	GS	MIN	-FIELD GOALS-			-3-POINT FG--			-FREE THROWS-			--REBOUNDS--			AST	PF	DQ	STL	TO	BLK	PTS	AVG
				FG	FGA	PCT	FG	FGA	PCT	FT	FTA	PCT	OFF	DEF	TOT								
Gasol	4	4	158	29	67	.433	0	1	.000	23	30	.767	4	23	27	12	11	0	2	11	5	81	20.3
E. Jones	4	3	119	14	29	.483	3	7	.429	10	15	.667	3	8	11	10	10	0	3	1	1	41	10.3
Atkins	4	4	103	15	37	.405	4	11	.364	5	8	.625	0	3	3	12	15	1	2	4	0	39	9.8
Miller	4	1	107	12	30	.400	1	8	.125	9	9	1.000	1	14	15	7	11	0	2	8	2	34	8.5
Jackson	4	0	100	12	29	.414	4	11	.364	5	7	.714	0	8	8	5	7	0	1	14	0	33	8.3
Wright	4	0	86	11	18	.611	0	0	---	7	10	.700	11	9	20	3	9	0	0	5	4	29	7.3
Warrick	3	1	43	4	16	.250	0	1	.000	12	14	.857	1	6	7	0	7	0	1	4	0	20	6.7
Battier	4	4	129	10	20	.500	2	7	.286	2	6	.333	7	16	23	2	16	0	4	8	2	24	6.0
D. Jones	4	0	46	5	7	.714	0	0	---	7	10	.700	1	6	7	0	7	0	1	2	0	17	4.3
Tsakalidis	4	3	59	6	10	.600	0	0	---	1	2	.500	4	7	11	2	13	0	1	7	1	13	3.3
Burks	2	0	13	1	1	1.000	0	0	---	1	2	.500	0	1	1	2	2	0	1	0	0	3	1.5
Cardinal	3	0	22	1	2	.500	1	2	.500	0	0	---	1	3	4	1	2	0	1	0	0	3	1.0
GRIZZLIES	4	-	985	120	266	.451	15	48	.313	82	113	.726	33	104	137	56	110	1	19	64	15	337	84.3
MAVERICKS	4	-	985	139	307	.453	21	59	.356	94	110	.855	55	117	172	73	112	0	27	51	18	393	98.3

-- SINGLE-GAME HIGHS --							AVERAGE PER GAME							-CAREER HIGHS (C=SET, T=TIED THIS SERIES)-									
PLAYER	MIN	REB	AST	ST	TO	BL	PTS	MIN	REB	AST	STL	TO	BLK	PTS	FG	FGA	FT	FTA	REB	AST	PTS		
Gasol	41	7	5	1	4	2	25	39.5	6.8	3.0	0.50	2.8	1.25	20.3	13	26	8T	11C	16	5T	28		
E. Jones	48	6	5	2	1	1	16	29.8	2.8	2.5	0.75	0.3	0.25	10.3	12	21	10	14	11	8	32		
Atkins	36	2	4	1	2	0	20	25.8	0.8	3.0	0.50	1.0	0.00	9.8	8T	17	9	9	7	8	23		
Miller	38	5	2	1	3	2	10	26.8	3.8	1.8	0.50	2.0	0.50	8.5	9	18	5C	5C	6	5	22		
Jackson	33	4	4	1	5	0	12	25.0	2.0	1.3	0.25	3.5	0.00	8.3	10	20	5	8	11	6	26		
Wright	40	10	2	0	2	3	10	21.5	5.0	0.8	0.00	1.3	1.00	7.3	7	13	5	5	10C	3	17		
Warrick	18	4	0	1	2	0	11	14.3	2.3	0.0	0.33	1.3	0.00	6.7	2C	7C	7C	8C	4C	0C	11C		
Battier	43	7	1	3	4	2	10	32.3	5.8	0.5	1.00	2.0	0.50	6.0	4T	9	2	4	9	3	10T		
D. Jones	20	3	0	1	1	0	8	11.5	1.8	0.0	0.25	0.5	0.00	4.3	5	10	3C	6C	5	1	14		
Tsakalidis	27	8	2	1	2	1	11	14.8	2.8	0.5	0.25	1.8	0.25	3.3	5C	8C	2	2T	12	2C	11C		
Burks	8	1	1	1	0	0	3	6.5	0.5	1.0	0.50	0.0	0.00	1.5	1C	1C	1C	2C	1C	1T	3C		
Cardinal	10	3	1	1	0	0	3	7.3	1.3	0.3	0.33	0.0	0.00	1.0	4	12	5	7	6	1T	13		
GRIZZLIES	265	42	16	8	20	5	93	246.3	34.3	14.0	4.75	16.0	3.75	84.3	45	94	24	30C	46	26	115		
OPPONENTS	265	50	21	12	14	6	103	246.3	43.0	18.3	6.75	12.8	4.50	98.3	43	93	36	49	53	28	123		

DALLAS MAVERICKS

2006 FIRST ROUND VS. MEMPHIS

PLAYER	G	GS	MIN	-FIELD GOALS-			-3-POINT FG--			-FREE THROWS-			--REBOUNDS--			AST	PF	DQ	STL	TO	BLK	PTS	AVG
				FG	FGA	PCT	FG	FGA	PCT	FT	FTA	PCT	OFF	DEF	TOT								
Nowitzki	4	4	165	42	83	.506	8	19	.421	33	38	.868	6	25	31	12	12	0	3	5	2	125	31.3
Terry	4	4	147	26	62	.419	4	17	.235	14	16	.875	3	12	15	22	12	0	3	7	0	70	17.5
Howard	4	4	126	23	47	.489	6	12	.500	13	15	.867	4	18	22	7	16	0	4	7	1	65	16.3
Stackhouse	4	0	118	15	42	.357	2	9	.222	15	17	.882	4	6	10	8	11	0	2	8	0	47	11.8
Dampier	4	0	111	8	23	.348	0	0	---	10	12	.833	19	16	35	2	14	0	3	2	9	26	6.5
Griffin	4	4	100	10	18	.556	0	0	---	1	1	1.000	11	9	20	10	9	0	6	3	0	21	5.3
Daniels	3	0	57	6	12	.500	1	1	1.000	0	0	---	1	7	8	7	0	2	3	0	13	4.3	
Harris	4	0	52	7	13	.538	0	0	---	3	5	.600	1	3	4	5	8	0	2	5	0	17	4.3
Mbenga	2	0	11	1	2	.500	0	0	---	2	2	1.000	1	4	5	0	3	0	0	2	1	4	2.0
Armstrong	2	0	6	0	2	.000	0	1	.000	2	2	1.000	0	2	2	0	1	0	0	1	0	2	1.0
Diop	4	4	77	1	2	.500	0	0	---	1	2	.500	5	15	20	0	16	0	2	4	5	3	0.8
Powell	2	0	14	0	1	.000	0	0	---	0	0	---	0	0	0	0	3	0	0	1	0	0	0.0
MAVERICKS	4	-	985	139	307	.453	21	59	.356	94	110	.855	55	117	172	73	112	0	27	51	18	393	98.3
GRIZZLIES	4	-	985	120	266	.451	15	48	.313	82	113	.726	33	104	137	56	110	1	19	64	15	337	84.3

-- SINGLE-GAME HIGHS --							-----							-CAREER HIGHS (C=SET, T=TIED THIS SERIES)-							
PLAYER	MIN	REB	AST	ST	TO	BL	PTS	MIN	REB	AST	STL	TO	BLK	PTS	FG	FGA	FT	FTA	REB	AST	PTS
Nowitzki	48	11	5	2	2	1	36	41.3	7.8	3.0	0.75	1.3	0.50	31.3	16	28	21	24	21	9	46
Terry	46	6	9	1	3	0	22	36.8	3.8	5.5	0.75	1.8	0.00	17.5	13	25	12	12	9	9C	36
Howard	38	9	2	3	3	1	24	31.5	5.5	1.8	1.00	1.8	0.25	16.3	13	21	11	11	14	4	29
Stackhouse	34	5	5	1	3	0	19	29.5	2.5	2.0	0.50	2.0	0.00	11.8	11	22	11	13	11	8	31
Dampier	33	12	1	2	1	3	12	27.8	8.8	0.5	0.75	0.5	2.25	6.5	7	8T	4C	6C	14	2	15
Griffin	31	9	4	4	1	0	6	25.0	5.0	2.5	1.50	0.8	0.00	5.3	7	12	2	2	9C	4C	15
Daniels	26	4	3	2	2	0	13	19.0	2.7	2.3	0.67	1.0	0.00	4.3	10	20	6	7	11	5	22
Harris	19	1	3	2	3	0	7	13.0	1.0	1.3	0.50	1.3	0.00	4.3	7	14	10	11	6	6	24
Mbenga	7	3	0	0	1	1	2	5.5	2.5	0.0	0.00	1.0	0.50	2.0	1C	1T	2C	2C	3C	0T	2C
Armstrong	5	2	0	0	1	0	2	3.0	1.0	0.0	0.00	0.5	0.00	1.0	6	14	9	10	10	8	21
Diop	24	8	0	2	2	2	3	19.3	5.0	0.0	0.50	1.0	1.25	0.8	3	3	2	2T	8C	0T	8
Powell	10	0	0	0	1	0	0	7.0	0.0	0.0	0.00	0.5	0.00	0.0	0T	1T	0T	0T	0T	0T	0T
MAVERICKS	265	50	21	12	14	6	103	246.3	43.0	18.3	6.75	12.8	4.50	98.3	59	112	49	55	58	36	151
OPPONENTS	265	42	16	8	20	5	93	246.3	34.3	14.0	4.75	16.0	3.75	84.3	57	108	40	48	68	38	137

MEMPHIS GRIZZLIES PLAYOFF HISTORY

MEMPHIS GRIZZLIES

2005 FIRST ROUND VS. PHOENIX

PLAYER	G	GS	MIN	-FIELD GOALS-			-3-POINT FG--			-FREE THROWS-			--REBOUNDS--			AST	PF	DQ	STL	TO	BLK	PTS	AVG
				FG	FGA	PCT	FG	FGA	PCT	FT	FTA	PCT	OFF	DEF	TOT								
Gasol	4	4	133	39	80	.488	1	1	1.000	6	12	.500	15	15	30	10	12	0	2	7	7	85	21.3
Williams	4	4	114	28	53	.528	10	21	.476	2	2	1.000	1	8	9	21	7	0	6	8	0	68	17.0
Miller	4	4	110	18	37	.486	8	17	.471	4	4	1.000	0	10	10	11	7	0	0	5	3	48	12.0
Posey	4	0	100	11	25	.440	7	15	.467	10	13	.769	1	12	13	4	14	0	2	5	1	39	9.8
Swift	3	0	48	12	20	.600	0	0	---	4	7	.571	7	7	14	1	3	0	1	2	0	28	9.3
Wright	4	4	85	16	28	.571	0	0	---	1	2	.500	6	14	20	9	10	0	1	2	1	33	8.3
Jones	3	0	71	8	21	.381	3	5	.600	3	4	.750	2	7	9	1	8	0	1	2	0	22	7.3
Battier	4	4	119	13	31	.419	1	7	.143	2	5	.400	10	17	27	6	14	0	2	4	4	29	7.3
Wells	2	0	25	4	9	.444	0	0	---	6	6	1.000	0	4	4	3	1	0	2	1	1	14	7.0
Cardinal	4	0	78	9	23	.391	0	4	.000	8	11	.727	2	10	12	2	11	0	3	1	0	26	6.5
Watson	4	0	74	8	24	.333	1	9	.111	2	2	1.000	3	7	10	15	11	0	3	2	1	19	4.8
Burks	1	0	3	0	0	---	0	0	---	0	0	---	0	0	0	1	0	0	0	0	0	0	0.0
GRIZZLIES	4	-	960	166	351	.473	31	79	.392	48	68	.706	47	111	158	84	98	0	23	43	18	411	102.8
SUNS	4	-	960	159	316	.503	42	92	.457	95	128	.742	42	130	172	95	70	0	19	44	31	455	113.8

-- SINGLE-GAME HIGHS --										AVERAGE PER GAME						-CAREER HIGHS (C=SET, T=TIED THIS SERIES)-									
PLAYER	MIN	REB	AST	ST	TO	BL	PTS	MIN	REB	AST	STL	TO	BLK	PTS	FG	FGA	FT	FTA	REB	AST	PTS				
Gasol	39	16	5	1	2	4	28	33.3	7.5	2.5	0.50	1.8	1.75	21.3	13C	26C	8	8	16C	5C	28C				
Williams	31	4	8	2	3	0	21	28.5	2.3	5.3	1.50	2.0	0.00	17.0	9C	16	5	5	8	8T	21C				
Miller	33	3	5	0	2	2	19	27.5	2.5	2.8	0.00	1.3	0.75	12.0	9	18	4	4	6	5T	22				
Posey	28	5	2	2	3	1	12	25.0	3.3	1.0	0.50	1.3	0.25	9.8	6	13	8	8	11	2T	20				
Swift	22	8	1	1	1	0	13	16.0	4.7	0.3	0.33	0.7	0.00	9.3	6C	9T	4	4T	8C	1T	13C				
Wright	30	8	3	1	1	1	14	21.3	5.0	2.3	0.25	0.5	0.25	8.3	7C	13	5	5	9	3C	17				
Jones	34	5	1	1	2	0	14	23.7	3.0	0.3	0.33	0.7	0.00	7.3	5C	10C	2C	2C	5C	1C	14C				
Battier	36	9	3	2	2	2	10	29.8	6.8	1.5	0.50	1.0	1.00	7.3	4C	9C	2T	4C	9C	3C	10C				
Wells	16	2	3	2	1	1	8	12.5	2.0	1.5	1.00	0.5	0.50	7.0	16	24	9	12	10	7	45				
Cardinal	33	6	1	3	1	0	13	19.5	3.0	0.5	0.75	0.3	0.00	6.5	4C	12C	5C	7C	6C	1C	13C				
Watson	20	4	5	1	1	1	11	18.5	2.5	3.8	0.75	0.5	0.25	4.8	5	9	3	3	4T	5C	13				
Burks	3	0	1	0	0	0	0	3.0	0.0	1.0	0.00	0.0	0.00	0.0	0C	0C	0C	0C	0C	1C	0C				
GRIZZLIES	240	46	26	9	13	8	115	240.0	39.5	21.0	5.75	10.8	4.50	102.8	45C	94C	24	28	46C	26C	115C				
OPPONENTS	240	49	28	6	20	10	123	240.0	43.0	23.8	4.75	11.0	7.75	113.8	43C	93C	36C	49C	53	28C	123C				

PHOENIX SUNS

2005 FIRST ROUND VS. MEMPHIS

PLAYER	G	GS	MIN	-FIELD GOALS-			-3-POINT FG--			-FREE THROWS-			--REBOUNDS--			AST	PF	DQ	STL	TO	BLK	PTS	AVG
				FG	FGA	PCT	FG	FGA	PCT	FT	FTA	PCT	OFF	DEF	TOT								
Stoudemire	4	4	148	27	54	.500	0	0	---	37	50	.740	7	29	36	7	17	0	4	9	10	91	22.8
Marion	4	4	164	36	65	.554	5	13	.385	8	13	.615	12	38	50	10	12	0	5	8	9	85	21.3
Johnson	4	4	171	29	54	.537	9	17	.529	14	19	.737	5	17	22	14	7	0	2	3	2	81	20.3
Nash	4	4	149	20	46	.435	6	14	.429	14	16	.875	2	12	14	45	7	0	2	16	0	60	15.0
Richardson	4	4	145	19	45	.422	10	24	.417	12	17	.706	6	13	19	7	10	0	6	3	2	60	15.0
Jackson	4	0	85	15	31	.484	10	20	.500	4	5	.800	3	8	11	7	7	0	0	1	1	44	11.0
Hunter	4	0	69	11	17	.647	0	0	---	6	8	.750	5	10	15	2	8	0	0	2	7	28	7.0
McCarty	1	0	3	1	1	1.000	1	1	1.000	0	0	---	0	0	0	0	1	0	0	0	0	3	3.0
Barbosa	4	0	26	1	3	.333	1	3	.333	0	0	---	2	3	5	3	1	0	0	1	0	3	0.8
SUNS	4	-	960	159	316	.503	42	92	.457	95	128	.742	42	130	172	95	70	0	19	44	31	455	113.8
OPPONENTS	4	-	960	166	351	.473	31	79	.392	48	68	.706	47	111	158	84	98	0	23	43	18	411	102.8

PLAYER	-- SINGLE-GAME HIGHS --							AVERAGE PER GAME							AVERAGE PER 48 MINUTES						
	MIN	REB	AST	ST	TO	BL	PTS	MIN	REB	AST	STL	TO	BLK	PTS	REB	AST	PF	STL	TO	BLK	PTS
Stoudemire	41	10	3	1	4	5	34	37.0	9.0	1.8	1.00	2.3	2.50	22.8	11.7	2.3	5.5	1.30	2.9	3.24	29.5
Marion	43	13	4	3	4	4	26	41.0	12.5	2.5	1.25	2.0	2.25	21.3	14.6	2.9	3.5	1.46	2.3	2.63	24.9
Johnson	45	8	6	1	3	1	25	42.8	5.5	3.5	0.50	0.8	0.50	20.3	6.2	3.9	2.0	0.56	0.8	0.56	22.7
Nash	41	5	15	1	7	0	24	37.3	3.5	11.3	0.50	4.0	0.00	15.0	4.5	14.5	2.3	0.64	5.2	0.00	19.3
Richardson	39	5	3	2	2	1	22	36.3	4.8	1.8	1.50	0.8	0.50	15.0	6.3	2.3	3.3	1.99	1.0	0.66	19.9
Jackson	27	4	3	0	1	1	19	21.3	2.8	1.8	0.00	0.3	0.25	11.0	6.2	4.0	4.0	0.00	0.6	0.56	24.8
Hunter	20	6	1	0	1	2	16	17.3	3.8	0.5	0.00	0.5	1.75	7.0	10.4	1.4	5.6	0.00	1.4	4.87	19.5
McCarty	3	0	0	0	0	0	3	3.0	0.0	0.0	0.00	0.0	0.00	3.0	0.0	0.0	16.0	0.00	0.0	0.00	48.0
Barbosa	12	2	1	0	1	0	3	6.5	1.3	0.8	0.00	0.3	0.00	0.8	9.2	5.5	1.8	0.00	1.8	0.00	5.5
SUNS	240	49	28	6	20	10	123	240.0	43.0	23.8	4.75	11.0	7.75	113.8	43.0	23.8	17.5	4.75	11.0	7.75	113.8
OPPONENTS	240	46	26	9	13	8	115	240.0	39.5	21.0	5.75	10.8	4.50	102.8	39.5	21.0	24.5	5.75	10.8	4.50	102.8

MEMPHIS GRIZZLIES PLAYOFF HISTORY

MEMPHIS GRIZZLIES

2004 FIRST ROUND VS. SAN ANTONIO

PLAYER	G	GS	MIN	-FIELD GOALS-			-3-POINT FG--			-FREE THROWS-			--REBOUNDS--			AST	PF	DQ	STL	TO	BLK	PTS	AVG
				FG	FGA	PCT	FG	FGA	PCT	FT	FTA	PCT	OFF	DEF	TOT								
Gasol	4	4	134	28	49	.571	0	0	---	18	20	.900	4	16	20	10	10	0	4	5	6	74	18.5
Posey	4	4	130	15	37	.405	1	6	.167	19	21	.905	8	14	22	4	13	0	9	6	2	50	12.5
Wells	4	0	94	19	37	.514	0	1	.000	9	14	.643	2	10	12	4	8	0	4	9	1	47	11.8
Williams	4	4	130	15	46	.326	6	21	.286	7	7	1.000	1	8	9	18	10	0	2	7	0	43	10.8
Miller	4	4	98	12	34	.353	5	13	.385	1	3	.333	0	12	12	3	4	0	5	5	0	30	7.5
Swift	4	0	74	9	26	.346	0	0	---	6	8	.750	6	13	19	3	6	0	3	3	6	24	6.0
Wright	4	4	100	10	23	.435	0	0	---	2	6	.333	5	12	17	2	15	0	4	5	2	22	5.5
Battier	4	0	69	6	15	.400	3	7	.429	4	6	.667	6	6	12	1	17	0	0	4	1	19	4.8
Watson	4	0	62	8	15	.533	0	3	.000	3	3	1.000	4	5	9	7	8	0	5	6	0	19	4.8
Tsakalidis	1	0	3	0	0	---	0	0	---	2	2	1.000	0	0	0	0	0	0	0	3	0	2	2.0
Humphrey	3	0	5	1	1	1.000	0	0	---	0	0	---	1	1	2	0	0	0	0	0	0	2	0.7
Outlaw	4	0	61	0	7	.000	0	0	---	2	4	.500	1	3	4	6	9	0	2	3	2	2	0.5
GRIZZLIES	4		960	123	290	.424	15	51	.294	73	94	.777	38	100	138	58	100	0	38	57	20	334	83.5
SPURS	4		960	146	288	.507	31	65	.477	67	101	.663	46	122	168	87	81	0	30	65	25	390	97.5

-----	-- SINGLE-GAME HIGHS --										AVERAGE PER GAME										-CAREER HIGHS (C=SET, T=TIED THIS SERIES)-									
PLAYER	MIN	REB	AST	ST	TO	BL	PTS	MIN	REB	AST	STL	TO	BLK	PTS	FG	FGA	FT	FTA	REB	AST	PTS	FG	FGA	FT	FTA	REB	AST	PTS		
Gasol	37	11	3	2	3	2	22	33.5	5.0	2.5	1.00	1.3	1.50	18.5	10C	15C	8C	8C	11C	3C	22C	10C	15C	8C	8C	11C	3C	22C		
Posey	38	11	2	3	3	1	20	32.5	5.5	1.0	2.25	1.5	0.50	12.5	6C	13C	8C	8C	11C	2C	20C	6C	13C	8C	8C	11C	2C	20C		
Wells	26	5	2	2	4	1	16	23.5	3.0	1.0	1.00	2.3	0.25	11.8	16	24	9	12	10	7	45	16	24	9	12	10	7	45		
Williams	35	4	8	1	4	0	16	32.5	2.3	4.5	0.50	1.8	0.00	10.8	8	16	5C	5C	8	8C	20	8	16	5C	5C	8	8C	20		
Miller	27	5	1	2	2	0	12	24.5	3.0	0.8	1.25	1.3	0.00	7.5	9	18	4	4	6	5	22	9	18	4	4	6	5	22		
Swift	22	7	1	2	3	3	9	18.5	4.8	0.8	0.75	0.8	1.50	6.0	4C	9C	4C	4C	7C	1C	9C	4C	9C	4C	4C	7C	1C	9C		
Wright	28	6	1	2	2	2	8	25.0	4.3	0.5	1.00	1.3	0.50	5.5	6	13	5	5	9	1T	17	6	13	5	5	9	1T	17		
Battier	21	4	1	0	2	1	6	17.3	3.0	0.3	0.00	1.0	0.25	4.8	2C	5C	2C	2C	4C	1C	6C	2C	5C	2C	2C	4C	1C	6C		
Watson	21	4	3	2	2	0	13	15.5	2.3	1.8	1.25	1.5	0.00	4.8	5C	9C	3C	3C	4C	3C	13C	5C	9C	3C	3C	4C	3C	13C		
Tsakalidis	3	0	0	0	3	0	2	3.0	0.0	0.0	0.00	3.0	0.00	2.0	3	6	2C	2C	12	0T	6	3	6	2C	2C	12	0T	6		
Humphrey	3	2	0	0	0	0	2	1.7	0.7	0.0	0.00	0.0	0.00	0.7	1C	1C	0C	0C	2C	0C	2C	1C	1C	0C	0C	2C	0C	2C		
Outlaw	22	2	4	2	2	1	1	15.3	1.0	1.5	0.50	0.8	0.50	0.5	8	10	3	6	14	4C	17	8	10	3	6	14	4C	17		
GRIZZLIES	240	38	19	12	20	8	97	240.0	34.5	14.5	9.50	14.3	5.00	83.5	38C	78C	24C	28C	38C	19C	97C	38C	78C	24C	28C	38C	19C	97C		
OPPONENTS	240	53	26	9	18	8	110	240.0	42.0	21.8	7.50	16.3	6.25	97.5	41C	77C	25C	34C	53C	26C	110C	41C	77C	25C	34C	53C	26C	110C		

SAN ANTONIO SPURS

2004 FIRST ROUND VS. MEMPHIS

PLAYER	G	GS	MIN	-FIELD GOALS-			-3-POINT FG--			-FREE THROWS-			--REBOUNDS--			AST	PF	DQ	STL	TO	BLK	PTS	AVG
				FG	FGA	PCT	FG	FGA	PCT	FT	FTA	PCT	OFF	DEF	TOT								
Duncan	4	4	154	40	68	.588	0	0	---	17	30	.567	10	30	40	12	13	0	2	14	10	97	24.3
Parker	4	4	148	29	55	.527	11	16	.688	15	22	.682	0	8	8	34	4	0	3	13	0	84	21.0
Horry	4	0	100	16	26	.615	6	10	.600	6	6	1.000	14	19	33	5	14	0	3	4	2	44	11.0
Ginobili	4	0	107	11	30	.367	2	12	.167	18	21	.857	4	12	16	9	9	0	6	10	1	42	10.5
Turkoglu	4	4	133	13	31	.419	6	14	.429	8	12	.667	2	21	23	8	9	0	5	9	1	40	10.0
Bowen	4	4	129	13	28	.464	4	10	.400	2	8	.250	3	12	15	7	11	0	1	4	2	32	8.0
Nesterovic	4	4	93	11	21	.524	0	0	---	0	0	---	9	15	24	6	13	0	1	2	7	22	5.5
Hart	4	0	41	8	14	.571	0	0	---	0	0	---	0	2	2	1	4	0	4	1	0	16	4.0
Ward	3	0	7	2	2	1.000	2	2	1.000	0	0	---	0	0	0	1	0	0	1	1	0	6	2.0
Rose	4	0	31	2	7	.286	0	0	---	0	0	---	4	1	5	3	4	0	3	7	2	4	1.0
Willis	3	0	6	1	2	.500	0	0	---	0	0	---	0	1	1	0	0	0	1	0	0	2	0.7
Brown	3	0	11	0	4	.000	0	1	.000	1	2	.500	0	1	1	1	0	0	0	0	0	1	0.3
SPURS	4	-	960	146	288	.507	31	65	.477	67	101	.663	46	122	168	87	81	0	30	65	25	390	97.5
OPPONENTS	4	-	960	123	290	.424	15	51	.294	73	94	.777	38	100	138	58	100	0	38	57	20	334	83.5

PLAYER	-- SINGLE-GAME HIGHS --							AVERAGE PER GAME							AVERAGE PER 48 MINUTES						
	MIN	REB	AST	ST	TO	BLK	PTS	MIN	REB	AST	STL	TO	BLK	PTS	REB	AST	PF	STL	TO	BLK	PTS
Duncan	41	13	3	1	6	5	26	38.5	10.0	3.0	0.50	3.5	2.50	24.3	12.5	3.7	4.1	0.62	4.4	3.12	30.2
Parker	40	3	13	2	4	0	29	37.0	2.0	8.5	0.75	3.3	0.00	21.0	2.6	11.0	1.3	0.97	4.2	0.00	27.2
Horry	29	12	2	3	2	1	14	25.0	8.3	1.3	0.75	1.0	0.50	11.0	15.8	2.4	6.7	1.44	1.9	0.96	21.1
Ginobili	29	7	4	2	3	1	15	26.8	4.0	2.3	1.50	2.5	0.25	10.5	7.2	4.0	4.0	2.69	4.5	0.45	18.8
Turkoglu	34	7	3	3	5	1	18	33.3	5.8	2.0	1.25	2.3	0.25	10.0	8.3	2.9	3.2	1.80	3.2	0.36	14.4
Bowen	34	5	3	1	3	1	10	32.3	3.8	1.8	0.25	1.0	0.50	8.0	5.6	2.6	4.1	0.37	1.5	0.74	11.9
Nesterovic	27	7	3	1	2	3	8	23.3	6.0	1.5	0.25	0.5	1.75	5.5	12.4	3.1	6.7	0.52	1.0	3.61	11.4
Hart	17	2	1	2	1	0	6	10.3	0.5	0.3	1.00	0.3	0.00	4.0	2.3	1.2	4.7	4.68	1.2	0.00	18.7
Ward	4	0	1	1	1	0	6	2.3	0.0	0.3	0.33	0.3	0.00	2.0	0.0	6.9	0.0	6.86	6.9	0.00	41.1
Rose	15	5	3	2	3	2	4	7.8	1.3	0.8	0.75	1.8	0.50	1.0	7.7	4.6	6.2	4.65	10.8	3.10	6.2
Willis	3	1	0	1	0	0	2	2.0	0.3	0.0	0.33	0.0	0.00	0.7	8.0	0.0	0.0	8.00	0.0	0.00	16.0
Brown	5	1	1	0	0	0	1	3.7	0.3	0.3	0.00	0.0	0.00	0.3	4.4	4.4	0.0	0.00	0.0	0.00	4.4
SPURS	240	53	26	9	18	8	110	240.0	42.0	21.8	7.50	16.3	6.25	97.5	42.0	21.8	20.3	7.50	16.3	6.25	97.5
OPPONENTS	240	38	19	12	20	8	97	240.0	34.5	14.5	9.50	14.3	5.00	83.5	34.5	14.5	25.0	9.50	14.3	5.00	83.5

WESTERN CONFERENCE OPPONENTS



WESTERN CONFERENCE PLAYOFF OPPONENTS

SAN ANTONIO SPURS

#1 Seed



62-20, .756

1st, Southwest Division

2013-14 SEASON RECAP

The top seed in the Western Conference, the San Antonio Spurs cruised through the regular season, winning at least 50 games for the 15th consecutive season while also becoming just the 13th team in NBA history to win at least 30 road games in a season. Led by its veteran core of All-Star **Tony Parker**, **Tim Duncan** and **Manu Ginobili**, San Antonio got a boost from the offseason acquisition of **Marco Belinelli**, who finished among the league leaders in three-point shooting as well from the continued improvement of third-year forward **Kawhi Leonard**, who posted career highs in every major category. The Spurs' season was highlighted by a 19-game winning streak, the fifth-longest regular season winning streak in NBA history, and capped off with a fourth-straight Southwest Division title.

2013-14 FINAL REGULAR SEASON STATISTICS

Through April 16 (62-20)

SAN ANTONIO SPURS

2013-2014 REGULAR SEASON STATISTICS

PLAYER	G	GS	MIN	FG	FGA	PCT	FG	FGA	PCT	FT	FTA	PCT	OFF	DEF	TOT	AST	PF	DQ	STL	TO	BLK	PTS	AVG
Parker	68	68	1997	456	914	.499	25	67	.373	197	243	.811	17	138	155	388	86	0	36	151	9	1134	16.7
Duncan	74	74	2158	444	906	.490	0	5	.000	231	316	.731	158	563	721	220	134	2	43	159	139	1119	15.1
Leonard	66	65	1923	337	645	.522	69	182	.379	101	126	.802	76	336	412	133	127	0	114	80	50	844	12.8
Ginobili	68	3	1550	294	627	.469	90	258	.349	160	188	.851	30	172	202	293	128	0	70	139	17	838	12.3
Belinelli	80	25	2016	337	695	.485	126	293	.430	111	131	.847	18	208	226	179	130	0	50	95	7	911	11.4
Mills	81	2	1527	309	666	.464	135	318	.425	73	82	.890	34	135	169	149	114	0	68	63	9	826	10.2
Green	68	59	1651	218	505	.432	132	318	.415	50	63	.794	25	204	229	104	107	0	65	76	61	618	9.1
Diaw	79	24	1974	302	580	.521	45	112	.402	68	92	.739	74	252	326	222	140	0	44	121	32	717	9.1
Splitter	59	50	1271	181	346	.523	0	3	.000	121	173	.699	123	240	363	90	117	0	29	75	31	483	8.2
Joseph	68	19	936	126	265	.475	12	38	.316	79	96	.823	32	75	107	114	84	0	35	43	14	343	5.0
De Colo	26	3	301	42	93	.452	10	31	.323	18	22	.818	6	39	45	32	25	0	15	21	3	112	4.3
Ayres	73	10	952	101	174	.580	0	0	---	38	55	.691	89	169	258	60	146	0	13	63	25	240	3.3
Bonner	61	0	690	73	164	.445	42	98	.429	9	12	.750	16	114	130	31	49	0	15	16	11	197	3.2
Baynes	53	4	491	71	163	.436	0	0	---	19	21	.905	57	88	145	34	77	1	2	36	5	161	3.0
Daye (TOT)	22	1	148	24	68	.353	12	37	.324	6	10	.600	5	22	27	8	18	0	4	5	4	66	3.0
Daye (SA)	14	1	115	21	55	.382	12	29	.414	4	7	.571	3	17	20	6	14	0	4	5	4	58	4.1
Brown	10	1	103	8	28	.286	0	2	.000	7	9	.778	1	12	13	5	12	0	1	8	0	23	2.3
Thomas	1	0	15	1	4	.250	0	0	---	0	2	.000	1	8	9	0	0	0	0	1	2	2	2.0
Jeffers	4	1	34	3	5	.600	0	1	.000	1	2	.500	1	5	6	1	2	0	0	0	0	7	1.8
James	5	1	50	2	9	.222	0	2	.000	2	2	1.000	1	11	12	3	3	0	0	1	1	6	1.2
SPURS	82	-	19755	3326	6844	.486	698	1757	.397	1289	1642	.785	762	2786	3548	2064	1495	3	604	1180	420	8639	105.4
OPPONENTS	82	-	19755	3096	6976	.444	529	1500	.353	1285	1691	.760	862	2600	3462	1669	1585	4	628	1137	378	8006	97.6

PLAYER	MIN	REB	AST	ST	TO	BL	PTS	MIN	REB	AST	STL	TO	BLK	PTS	FG	FGA	FT	FTA	REB	AST	PTS
Parker	40	6	10	2	6	2	37	29.4	2.3	5.7	0.53	2.2	0.13	16.7	22	36	14	17	12	17	55
Duncan	40	21	8	3	6	6	31	29.2	9.7	3.0	0.58	2.1	1.88	15.1	19	34	17	24	27	11	53
Leonard	38	16	6	5	4	4	26	29.1	6.2	2.0	1.73	1.2	0.76	12.8	12C	18T	8	10	16C	6T	26T
Ginobili	33	9	12	4	5	2	29	22.8	3.0	4.3	1.03	2.0	0.25	12.3	16	27	18	19	15	15	48
Belinelli	38	11	8	4	4	2	32	25.2	2.8	2.2	0.63	1.2	0.09	11.4	12C	22	11	12	11C	8C	32C
Mills	36	10	7	4	3	2	32	18.9	2.1	1.8	0.84	0.8	0.11	10.2	14	26C	8C	9C	10C	12	34
Green	46	10	5	5	4	4	33	24.3	3.4	1.5	0.96	1.1	0.90	9.1	12C	19	7	9	10C	7	33C
Diaw	38	11	7	3	5	2	22	25.0	4.1	2.8	0.56	1.5	0.41	9.1	15	24	10	10	16	16	31
Splitter	35	14	7	2	5	3	22	21.5	6.2	1.5	0.49	1.3	0.53	8.2	11	13T	9	12T	14T	7T	26
Joseph	37	7	9	4	4	2	18	13.8	1.6	1.7	0.51	0.6	0.21	5.0	5T	13	7C	8C	7C	9C	18C
De Colo	28	6	4	2	3	1	15	11.6	1.7	1.2	0.58	0.8	0.12	4.3	6	12	5	6	8	9	15T
Ayres	29	10	4	3	4	2	13	13.0	3.5	0.8	0.18	0.9	0.34	3.3	11	15	4	4T	14	4T	23
Bonner	26	10	4	3	2	2	14	11.3	2.1	0.5	0.25	0.3	0.18	3.2	10	17	7	8	17	5	28
Baynes	22	8	2	1	2	1	14	9.3	2.7	0.6	0.04	0.7	0.09	3.0	7C	11C	2T	3	9	3	14C
Daye (TOT)	29	6	1	2	1	2	22	6.7	1.2	0.4	0.18	0.2	0.18	3.0	10	18	6	8	11	5	28
Daye (SA)	29	6	1	2	1	2	22	8.2	1.4	0.4	0.29	0.4	0.29	4.1							
Brown	20	4	2	1	2	0	5	10.3	1.3	0.5	0.10	0.8	0.00	2.3	11	24	10	12	11	7	32
Thomas	15	9	0	0	1	2	2	14.7	9.0	0.0	0.00	1.0	2.00	2.0	4	6	2	2T	9C	2	9
Jeffers	15	2	1	0	0	0	5	8.4	1.5	0.3	0.00	0.0	0.00	1.8	6	9	7	12	11	4	15
James	29	9	2	0	1	1	6	10.1	2.4	0.6	0.00	0.2	0.20	1.2	5	10	5	6	14	3	15
SPURS	290	64	39	14	22	12	133	240.9	43.3	25.2	7.37	14.4	5.12	105.4	68	127	45	57	75	50	171
OPPONENTS	290	55	29	16	24	11	118	240.9	42.2	20.4	7.66	13.9	4.61	97.6	68	130	46	58	77	51	166

2013-14 Season Series with San Antonio Spurs

NATIONAL BASKETBALL ASSOCIATION

10/30/2013 AT&T Center, San Antonio, TX

Officials: #31 Scott Wall, #73 The Maddox, #9 Derrick Stafford

OFFICIAL SCORER'S REPORT

FINAL BOX

Time of Game: 2:07

Attendance: 18,581 (Sellout)

VISITOR: Memphis Grizzlies (0-1)

NO	PLAYER	MIN	FG	FGA	3P	3PA	FT	FTA	OR	DR	TOT	A	PF	ST	TO	BS	PTS	
21	Thyshaun Prince	F 19:48	4	11	1	2	0	0	0	2	2	1	1	0	0	0	9	
50	Zach Randolph	F 25:44	1	8	0	0	0	0	2	5	7	1	1	0	0	1	2	
33	Marc Gasol	C 34:51	7	15	0	0	0	0	1	8	9	2	1	1	2	0	14	
9	Tony Allen	G 28:08	6	9	3	3	0	3	1	2	3	2	0	2	3	1	15	
11	Mike Conley	G 27:10	7	17	0	3	0	0	0	2	2	7	5	2	3	0	14	
13	Mike Miller	24:47	3	6	2	3	3	3	0	4	4	3	2	0	1	0	11	
7	Jerryd Bayless	22:50	2	9	0	0	1	2	2	2	4	3	2	0	1	0	5	
32	Ed Davis	7:54	0	2	0	0	0	1	2	3	0	0	0	0	0	0	0	
20	Quincy Pondexter	21:54	4	9	2	4	3	2	0	2	3	0	1	1	1	1	13	
41	Kosta Koufos	13:59	3	4	0	0	1	4	1	2	3	0	2	0	0	0	7	
12	Nick Calathes	4:46	1	3	0	0	0	1	1	2	2	0	0	0	1	0	2	
30	Jon Leuer	8:49	1	3	0	0	0	0	0	3	3	0	1	0	1	0	2	
22	Jameal Franklin	DNP - Coach's Decision																
TOTALS:		39	63	8	15	8	15	11	33	44	24	15	6	14	3	94		
PERCENTAGES:		41.9%	53.3%	53.3%	TM REB: 10		TOT TO: 14 (15 PTS)											

HOME: SAN ANTONIO SPURS (1-0)

NO	PLAYER	MIN	FG	FGA	3P	3PA	FT	FTA	OR	DR	TOT	A	PF	ST	TO	BS	PTS	
2	Kawhi Leonard	F 30:15	5	9	2	2	2	2	1	6	7	1	2	0	4	2	14	
21	Tim Duncan	F 17:17	1	6	0	0	1	3	0	6	6	2	2	0	0	0	3	
22	Tiago Splitter	C 28:32	5	8	0	0	1	2	2	6	8	2	2	0	0	0	11	
4	Danny Green	G 22:37	3	7	1	3	0	0	0	1	1	1	0	0	4	2	7	
9	Tony Parker	G 31:17	4	14	2	3	3	4	0	1	1	9	0	1	1	0	13	
20	Manu Ginobili	24:09	6	9	0	1	0	0	0	4	4	5	2	2	1	0	12	
15	Matt Bonner	16:31	3	4	2	3	0	0	0	2	2	0	2	0	1	0	8	
3	Marco Belinelli	18:59	2	5	0	2	1	2	0	4	4	1	1	0	1	0	5	
8	Patty Mills	16:43	4	4	3	3	1	1	1	0	1	1	0	0	0	0	12	
11	Jeff Ayres	11:21	1	1	0	0	0	0	0	2	2	2	2	0	2	1	2	
33	Boris Diaw	20:20	6	9	1	3	1	2	0	4	4	1	2	0	0	1	14	
16	Aron Baynes	1:59	0	0	0	0	0	0	0	0	0	0	1	0	1	0	0	
5	Cory Joseph	DNP - Coach's Decision																
TOTALS:		40	76	11	20	10	16	4	36	40	25	18	3	15	6	101		
PERCENTAGES:		52.6%	55.0%	62.5%	TM REB: 9		TOT TO: 15 (16 PTS)											

SCORE BY PERIODS

	1	2	3	4	FINAL
Grizzlies	20	7	31	36	94
SPURS	18	30	24	29	101

Inactive: Spurs - De Colo

Technical Fouls - Defensive Three Second

Grizzlies: NONE

SPURS (1): 2:32 1st

Pts. In the Pt. Grizzlies 40 (20/45), SPURS 50 (25/30)

2nd Chance Pts. Grizzlies 19 (8/14), SPURS 7 (3/4)

FB Pts. Grizzlies 11 (5/8), SPURS 19 (8/11)

Biggest Lead Grizzlies 6, SPURS 21

Lead Changes 3

Times Tied 1

Copyright (c) 2013 NBA Properties, INC. All Rights Reserved

Copyright (c) 2013 NBA Properties, INC. All Rights Reserved

NATIONAL BASKETBALL ASSOCIATION

11/22/2013 FedExForum, Memphis, TN

Officials: #22 Bill Spooner, #28 Zach Zarba, #76 Steven Anderson

OFFICIAL SCORER'S REPORT

FINAL BOX

Time of Game: 2:19

Attendance: 17,109

VISITOR: San Antonio Spurs (11-1)

NO. PLAYER

MIN

FG

FGA

3P

3PA

FT

FTA

OR

DR

TOT

A

PF

ST

TO

BS

PTS

2 Kawhi Leonard

F 32:57

6

11

0

1

0

0

5

4

9

3

2

3

2

0

12

21 Tim Duncan

F 32:04

3

8

0

0

2

3

0

6

6

4

2

0

1

2

8

22 Tiago Splitter

C 25:58

7

10

0

0

3

3

4

7

1

3

0

2

1

17

4 Danny Green

G 16:53

0

2

0

0

0

0

0

3

3

1

0

2

3

0

9 Tony Parker

G 35:56

8

14

2

2

2

4

0

2

2

5

2

0

4

20

20 Manu Ginobili

27:00

6

13

3

7

0

0

2

3

5

7

3

0

1

0

15

33 Boris Diaw

18:10

3

7

0

2

1

1

0

1

1

3

0

0

0

7

3 Marco Belinelli

20:16

4

7

1

3

0

0

1

2

3

0

0

1

1

9

11 Jeff Ayres

15:53

3

4

0

0

0

0

2

0

2

0

0

1

0

6

8 Patty Mills

12:04

1

2

0

1

0

5

0

1

1

0

0

0

0

5

15 Matt Bonner

2:49

1

1

1

1

0

0

0

2

2

0

0

0

0

3

16 Aron Baynes

DNP - Coach's Decision

5 Cory Joseph

DNP - Coach's Decision

TOTALS:

42

79

7

17

11

16

11

30

41

25

18

8

15

3

102

PERCENTAGES:

53.2%

41.2%

68.8%

TM REB: 5

TOT TOT: 15 (16 PTS)

HOME: MEMPHIS GRIZZLIES (7-6)

NO. PLAYER

MIN

FG

FGA

3P

3PA

FT

FTA

OR

DR

TOT

A

PF

ST

TO

BS

PTS

21 Tayshaun Prince

F 35:43

5

13

0

2

0

0

0

4

4

2

0

0

0

1

10

50 Zach Randolph

F 39:35

5

15

0

0

6

8

2

8

10

3

3

1

4

0

16

33 Marc Gasol

C 9:50

1

3

0

0

0

0

1

1

2

3

0

0

0

1

2

9 Tony Allen

G 28:09

4

9

0

2

4

3

1

4

4

1

1

3

1

12

11 Mike Conley

G 37:57

12

18

2

3

2

2

0

1

1

2

0

4

4

2

28

13 Mike Miller

23:19

1

5

1

3

1

2

2

0

2

0

4

0

2

0

4

7 Jerryd Bayless

14:51

1

4

0

0

1

0

0

2

2

0

3

1

0

0

2

41 Kosta Koufos

27:47

3

8

0

0

0

2

5

7

0

5

0

1

0

6

20 Quincy Pondexter

7:15

0

0

0

0

0

0

0

2

2

0

0

0

0

0

32 Ed Davis

15:04

3

4

0

0

0

1

2

2

4

2

2

0

1

0

12 Nick Calathes

DNP - Coach's Decision

22 James Franklin

DNP - Coach's Decision

30 Jon Leuer

DNP - Coach's Decision

TOTALS:

35

80

3

11

13

17

12

26

36

16

18

7

14

2

66

PERCENTAGES:

43.8%

27.3%

76.5%

TM REB: 7

TOT TOT: 14 (22 PTS)

SCORE BY PERIODS

1

2

3

4

FINAL

Spurs

26

25

20

31

102

GRIZZLIES

21

16

28

21

86

Inactive: Spurs - De Colo

Pts. in the Pl. Spurs 56 (28/43), GRIZZLIES 52 (26/49)

2nd Chance Pts. Spurs 5 (4/11), GRIZZLIES 16 (7/11)

FB Pts. Spurs 11 (5/9), GRIZZLIES 10 (4/9)

Biggest Lead: Spurs 18, GRIZZLIES 5

Lead Changes 4

Times Tied 4

Copyright (c) 2013 NBA Properties, INC. All Rights Reserved

WESTERN CONFERENCE PLAYOFF OPPONENTS

2013-2014 SEASON SERIES (0-4)

MEMPHIS GRIZZLIES

VS. SAN ANTONIO

PLAYER				-FIELD GOALS-			-3-POINT FG--			-FREE THROWS-			--REBOUNDS--			AST	PF	DQ	STL	TO	BLK	PTS	AVG
	G	GS	MIN	FG	FGA	PCT	FG	FGA	PCT	FT	FTA	PCT	OFF	DEF	TOT								
Conley	4	4	138	39	72	.542	7	14	.500	5	9	.556	2	10	12	21	7	0	10	10	0	90	22.5
Johnson	2	0	65	14	29	.483	3	10	.300	4	4	1.000	4	5	9	8	7	0	1	4	2	35	17.5
Randolph	4	4	130	16	48	.333	0	0	---	11	15	.733	10	21	31	5	11	0	2	10	1	43	10.8
Allen	3	3	69	12	24	.500	3	6	.500	4	7	.571	5	3	8	8	2	0	4	7	2	31	10.3
Prince	3	3	83	13	33	.394	1	4	.250	0	0	---	0	7	7	7	5	0	1	0	1	27	9.0
Gasol	3	3	70	11	25	.440	0	0	---	0	0	---	3	14	17	10	4	0	2	4	1	22	7.3
Udrih (TOT)	3	1	64	10	24	.417	0	3	.000	2	2	1.000	2	1	3	10	3	0	2	3	0	22	7.3
Udrih (MEM)	1	0	12	3	6	.500	0	0	---	0	0	---	0	0	0	2	0	0	0	0	0	6	6.0
Koufos	4	1	72	14	27	.519	0	0	---	1	4	.250	7	14	21	0	10	0	1	3	2	29	7.3
Pondexter	2	0	29	4	9	.444	2	4	.500	3	3	1.000	2	2	4	3	0	0	1	1	1	13	6.5
Lee (TOT)	3	1	67	7	20	.350	2	5	.400	2	2	1.000	1	3	4	3	3	0	2	3	1	18	6.0
Lee (MEM)	2	1	49	6	17	.353	2	5	.400	2	2	1.000	1	2	3	1	3	0	1	1	1	16	8.0
Davis	4	0	68	8	14	.571	0	0	---	5	9	.556	6	8	14	4	5	0	1	3	2	21	5.3
Franklin	1	0	6	2	2	1.000	1	1	1.000	0	0	---	0	1	1	0	1	0	0	1	0	5	5.0
Morris (TOT)	1	0	20	2	6	.333	0	1	.000	1	1	1.000	0	1	1	4	2	0	0	2	0	5	5.0
Leuer	3	0	44	6	12	.500	0	2	.000	0	0	---	2	12	14	1	4	0	1	2	0	12	4.0
Miller	4	1	82	4	15	.267	3	8	.375	5	7	.714	3	5	8	7	7	0	1	4	0	16	4.0
Bayless	2	0	37	3	13	.231	0	1	.000	1	2	.500	2	4	6	3	5	0	1	1	0	7	3.5
Calathes	3	0	34	3	12	.250	0	2	.000	1	2	.500	1	3	4	4	5	0	1	2	0	7	2.3
GRIZZLIES	4	-	985	158	358	.441	22	57	.386	42	64	.656	48	111	159	84	76	0	28	54	13	380	95.0
SPURS	4	-	985	168	315	.533	34	83	.410	55	75	.733	30	135	165	101	68	0	27	64	17	425	106.3

	-- SINGLE-GAME HIGHS --							----- AVERAGE PER GAME -----							-CAREER HIGHS (C=SET, T=TIED THIS SEASON)-						
PLAYER	MIN	REB	AST	ST	TO	BL	PTS	MIN	REB	AST	STL	TO	BLK	PTS	FG	FGA	FT	FTA	REB	AST	PTS
Conley	42	6	8	4	4	0	30	34.4	3.0	5.3	2.50	2.5	0.00	22.5	12C	23C	10	10	6T	12	30C
Johnson	32	5	5	1	3	2	20	32.3	4.5	4.0	0.50	2.0	1.00	17.5	7C	18C	4C	4T	5T	5C	20C
Randolph	41	10	3	1	4	1	17	32.4	7.8	1.3	0.50	2.5	0.25	10.8	11	26	10	13	21	5	29
Allen	28	4	4	2	3	1	15	22.9	2.7	2.7	1.33	2.3	0.67	10.3	9	10	5	7	7	4C	23
Prince	36	4	4	1	0	1	10	27.6	2.3	2.3	0.33	0.0	0.33	9.0	8	20	6	8	12	6	22
Gasol	34	9	5	1	2	1	14	23.2	5.7	3.3	0.67	1.3	0.33	7.3	10	16	6	10	13	7	22
Udrih (TOT)	32	2	7	1	2	0	10	21.4	1.0	3.3	0.67	1.0	0.00	7.3	8	12	9	9	5	8	27
Udrih (MEM)	12	0	2	0	0	0	6	12.3	0.0	2.0	0.00	0.0	0.00	6.0							
Koufos	28	7	0	1	1	2	8	18.1	5.3	0.0	0.25	0.8	0.50	7.3	4T	9C	1T	4C	14	1	8T
Pondexter	22	2	3	1	1	1	13	14.6	2.0	1.5	0.50	0.5	0.50	6.5	4T	9C	3C	3C	5	3C	13C
Lee (TOT)	26	2	2	1	2	1	12	22.3	1.3	1.0	0.67	1.0	0.33	6.0	7	13	5	6	7	5	19
Lee (MEM)	26	2	1	1	1	1	12	24.4	1.5	0.5	0.50	0.5	0.50	8.0							
Davis	22	4	2	1	1	2	9	16.9	3.5	1.0	0.25	0.8	0.50	5.3	7	11	3C	6C	14	2T	15
Franklin	6	1	0	0	1	0	5	5.9	1.0	0.0	0.00	1.0	0.00	5.0	2C	2C	0C	0C	1C	0C	5C
Morris (TOT)	20	1	4	0	2	0	5	19.9	1.0	4.0	0.00	2.0	0.00	5.0	2C	6T	1T	4	4	4T	5C
Leuer	27	9	1	1	1	0	10	14.6	4.7	0.3	0.33	0.7	0.00	4.0	5C	9	2	2	9C	1T	10T
Miller	25	4	3	1	2	0	11	20.5	2.0	1.8	0.25	1.0	0.00	4.0	12	21	4	4	10	7	31
Bayless	22	4	3	1	1	0	5	18.4	3.0	1.5	0.50	0.5	0.00	3.5	10	24	9	10	5	9	31
Calathes	17	2	2	1	1	0	4	11.2	1.3	1.3	0.33	0.7	0.00	2.3	2C	6C	1C	2C	2C	2C	4C
GRIZZLIES	265	44	24	8	15	5	108	246.3	39.8	21.0	7.00	13.5	3.25	95.0	47	99T	28	35	52	31	115
SPURS	265	44	27	9	18	6	112	246.3	41.3	25.3	6.75	16.0	4.25	106.3	47	93	31	40	55	37	124

WESTERN CONFERENCE PLAYOFF OPPONENTS

2013-2014 SEASON SERIES (4-0)

SAN ANTONIO SPURS

VS. MEMPHIS

PLAYER				-FIELD GOALS-			-3-POINT FG--			-FREE THROWS-			--REBOUNDS--			PF	DQ	STL	TO	BLK	PTS	AVG	
	G	GS	MIN	FG	FGA	PCT	FG	FGA	PCT	FT	FTA	PCT	OFF	DEF	TOT								
Leonard	4	4	126	30	42	.714	6	9	.667	3	5	.600	7	18	25	10	6	0	5	8	2	69	17.3
Ginobili	4	0	109	23	45	.511	7	19	.368	9	11	.818	3	12	15	21	8	0	4	5	0	62	15.5
Parker	4	4	117	21	44	.477	4	7	.571	7	10	.700	0	6	6	21	4	0	1	9	1	53	13.3
Duncan	4	4	116	18	40	.450	0	0	---	12	17	.706	3	31	34	11	8	0	3	8	5	48	12.0
Splitter	3	3	73	12	21	.571	0	0	---	6	7	.857	6	13	19	4	7	0	1	3	1	30	10.0
Belinelli	4	1	89	15	32	.469	4	12	.333	4	6	.667	1	11	12	11	5	0	1	9	0	38	9.5
Mills	4	0	62	11	15	.733	5	8	.625	8	10	.800	1	8	9	7	1	0	2	1	0	35	8.8
Diaw	4	0	83	14	24	.583	2	7	.286	2	3	.667	2	10	12	4	9	0	2	5	1	32	8.0
Joseph	1	0	21	4	6	.667	0	1	.000	0	0	---	0	1	1	5	0	0	1	0	0	8	8.0
Green	4	3	80	9	25	.360	3	13	.231	2	4	.500	2	10	12	3	1	0	7	7	3	23	5.8
Ayres	4	1	63	6	8	.750	0	0	---	2	2	1.000	3	9	12	3	14	0	0	5	4	14	3.5
Bonner	4	0	39	4	7	.571	3	4	.750	0	0	---	0	5	5	1	4	0	0	1	0	11	2.8
Daye (TOT)	2	0	6	1	6	.167	0	3	.000	0	0	---	2	1	3	0	0	0	0	0	0	2	1.0
Daye (SA)	1	0	6	1	6	.167	0	3	.000	0	0	---	2	1	3	0	0	0	0	0	0	2	2.0
Baynes	1	0	2	0	0	---	0	0	---	0	0	---	0	0	0	0	1	0	0	1	0	0	0.0
SPURS	4	-	985	168	315	.533	34	83	.410	55	75	.733	30	135	165	101	68	0	27	64	17	425	106.3
GRIZZLIES	4	-	985	158	358	.441	22	57	.386	42	64	.656	48	111	159	84	76	0	28	54	13	380	95.0

PLAYER	-- SINGLE-GAME HIGHS --							----- AVERAGE PER GAME -----							--CAREER HIGHS (C=SET, T=TIED THIS SEASON)--						
	MIN	REB	AST	ST	TO	BL	PTS	MIN	REB	AST	STL	TO	BLK	PTS	FG	FGA	FT	FTA	REB	AST	PTS
Leonard	33	9	5	3	4	2	26	31.4	6.3	2.5	1.25	2.0	0.50	17.3	12C	13C	2T	4	10	5C	26C
Ginobili	33	5	7	2	2	0	26	27.3	3.8	5.3	1.00	1.3	0.00	15.5	10	22	13	16	8	9	35
Parker	40	2	9	1	4	1	20	29.2	1.5	5.3	0.25	2.3	0.25	13.3	15	26	12	12	7	12	37
Duncan	38	17	4	2	5	2	24	29.0	8.5	2.8	0.75	2.0	1.25	12.0	19	31	14	19	21	7	42
Splitter	29	8	2	1	2	1	17	24.2	6.3	1.3	0.33	1.0	0.33	10.0	7C	10C	3T	4	11	4	17C
Belinelli	30	4	4	1	4	0	19	22.2	3.0	2.8	0.25	2.3	0.00	9.5	8C	16	5	5	4T	4C	19C
Mills	20	6	4	2	1	0	12	15.5	2.3	1.8	0.50	0.3	0.00	8.8	4C	5C	4C	5C	6C	4C	12C
Diaw	26	4	1	1	3	1	14	20.8	3.0	1.0	0.50	1.3	0.25	8.0	11	13	4	4	11	10	26
Joseph	21	1	5	1	0	0	8	20.6	1.0	5.0	1.00	0.0	0.00	8.0	4C	6C	0T	0T	1C	5C	8C
Green	23	6	1	3	4	2	9	20.1	3.0	0.8	1.75	1.8	0.75	5.8	4C	10	3	5	6C	4	11
Ayres	22	5	2	0	2	2	6	15.8	3.0	0.8	0.00	1.3	1.00	3.5	3C	4T	2C	2C	5T	2C	6C
Bonner	17	2	1	0	1	0	8	9.7	1.3	0.3	0.00	0.3	0.00	2.8	7	13	5	5	10	3	19
Daye (TOT)	6	3	0	0	0	0	2	3.0	1.5	0.0	0.00	0.0	0.00	1.0	4	7	1	2	3T	2	9
Daye (SA)	6	3	0	0	0	0	2	5.9	3.0	0.0	0.00	0.0	0.00	2.0							
Baynes	2	0	0	0	1	0	0	2.0	0.0	0.0	0.00	1.0	0.00	0.0	0C	0C	0C	0C	0C	0C	0C
SPURS	265	44	27	9	18	6	112	246.3	41.3	25.3	6.75	16.0	4.25	106.3	47	93	31	40	55	37	124
GRIZZLIES	265	44	24	8	15	5	108	246.3	39.8	21.0	7.00	13.5	3.25	95.0	47	99T	28	35	52	31	115

WESTERN CONFERENCE PLAYOFF OPPONENTS

OKLAHOMA CITY THUNDER

#2 Seed



59-23, .720

1st, Northwest Division

2013-14 SEASON RECAP

Oklahoma City finished at 59-23, the second-best record in Thunder franchise history. Thanks to an MVP-caliber season from **Kevin Durant**, who set a modern-day NBA record with 41 consecutive games with at least 25 points, the Thunder locked up their fourth consecutive Northwest Division title as well as their fourth consecutive playoff berth. In addition to Durant, forward **Serge Ibaka** took a step forward with career-highs in points and rebounds along with a career-high 28 double-doubles. Guard **Russell Westbrook** returned in February after a two-month absence due to a knee injury to become one of two players (**LeBron James**) to average at least 21 points, six assists and five rebounds this season in at least 40 games played.

2013-14 FINAL REGULAR SEASON STATISTICS

Through April 16 (59-23)

OKLAHOMA CITY THUNDER

2013-2014 REGULAR SEASON STATISTICS

PLAYER	G	GS	MIN	FG	FGA	PCT	FG	FGA	PCT	FT	FTA	PCT	OFF	DEF	TOT	AST	PF	DQ	STL	TO	BLK	PTS	AVG
Durant	81	81	3122	849	1688	.503	192	491	.391	703	805	.873	58	540	598	445	174	0	103	285	59	2593	32.0
Westbrook	46	46	1412	346	791	.437	68	214	.318	242	293	.826	55	208	263	319	104	1	88	177	7	1002	21.8
Ibaka	81	81	2666	524	978	.536	23	60	.383	156	199	.784	224	485	709	85	233	0	39	123	219	1227	15.1
Jackson	80	36	2277	403	916	.440	83	245	.339	158	177	.893	43	270	313	331	142	0	85	168	9	1047	13.1
Butler (TOT)	56	13	1419	213	540	.394	98	249	.394	63	75	.840	21	208	229	82	120	1	47	60	17	587	10.5
Butler (OKC)	22	0	598	76	186	.409	45	102	.441	16	19	.842	5	66	71	26	56	1	24	8	6	213	9.7
Lamb	78	0	1538	263	609	.432	88	247	.356	51	64	.797	27	162	189	115	143	1	56	61	26	665	8.5
Sefolosha	61	61	1584	141	340	.415	48	152	.316	53	69	.768	50	170	220	94	90	0	79	55	17	383	6.3
Fisher	81	0	1428	141	361	.391	88	229	.384	55	71	.775	12	110	122	117	157	0	70	49	3	425	5.2
Collison	81	0	1353	134	241	.556	4	17	.235	66	93	.710	116	177	293	104	187	0	30	71	28	338	4.2
Williams	3	0	17	5	9	.556	1	3	.333	0	0	---	0	0	0	1	1	0	1	2	0	11	3.7
Jones	62	7	765	83	181	.459	22	61	.361	28	42	.667	28	86	114	26	62	0	14	21	19	216	3.5
Perkins	62	62	1207	87	193	.451	0	1	.000	37	67	.552	82	223	305	67	177	0	26	90	32	211	3.4
Adams	81	20	1197	93	185	.503	0	0	---	79	136	.581	142	190	332	43	203	3	40	71	57	265	3.3
Roberson	40	16	399	33	68	.485	2	13	.154	7	10	.700	36	58	94	15	74	2	19	19	10	75	1.9
Gomes	5	0	34	3	8	.375	0	2	.000	0	0	---	0	4	4	1	5	0	0	1	0	6	1.2
Thabeet	23	0	192	13	23	.565	0	0	---	1	5	.200	9	31	40	1	47	0	4	14	9	27	1.2
Shakur	3	0	11	0	3	.000	0	1	.000	1	2	.500	0	0	0	4	2	0	0	2	0	1	0.3
Ivey	2	0	5	0	2	.000	0	1	.000	0	0	---	0	1	1	0	1	0	0	0	0	0	0.0
THUNDER	82	-	19805	3194	6782	.471	664	1839	.361	1653	2052	.806	887	2781	3668	1794	1858	8	678	1256	501	8705	106.2
OPPONENTS	82	-	19805	2984	6842	.436	705	1968	.358	1512	2080	.727	900	2456	3356	1785	1672	12	669	1248	296	8185	99.8

PLAYER	MIN	REB	AST	ST	TO	BL	PTS	MIN	REB	AST	STL	TO	BLK	PTS	FG	FGA	FT	FTA	REB	AST	PTS
Durant	52	14	12	4	11	4	54	38.5	7.4	5.5	1.27	3.5	0.73	32.0	19T	34T	24	26	18	12C	54C
Westbrook	42	13	14	6	8	2	36	30.7	5.7	6.9	1.91	3.8	0.15	21.8	17	32	20	22	15	16	45
Ibaka	47	20	5	3	5	8	27	32.9	8.8	1.0	0.48	1.5	2.70	15.1	12T	20C	9T	10T	20T	5C	27C
Jackson	42	12	11	6	8	1	27	28.5	3.9	4.1	1.06	2.1	0.11	13.1	12C	19C	10C	10C	12C	11C	27C
Butler (TOT)	42	13	5	5	7	2	38	25.3	4.1	1.5	0.84	1.1	0.30	10.5	15	27	15	17	16	12	40
Butler (OKC)	36	6	3	5	2	1	23	27.2	3.2	1.2	1.09	0.4	0.27	9.7							
Lamb	35	8	6	4	3	3	22	19.7	2.4	1.5	0.72	0.8	0.33	8.5	9C	21	6	6	8C	6C	22C
Sefolosha	39	9	4	6	4	2	14	26.0	3.6	1.5	1.30	0.9	0.28	6.3	11	21	8	8	13	7	28
Fisher	35	6	5	4	3	1	15	17.6	1.5	1.4	0.86	0.6	0.04	5.2	11	23	13	16	11	13	29
Collison	30	7	5	2	3	2	12	16.7	3.6	1.3	0.37	0.9	0.35	4.2	12	19	9	10	21	5T	29
Williams	7	0	1	1	1	0	5	5.6	0.0	0.3	0.33	0.7	0.00	3.7	12	22	9	10	9	8	31
Jones	32	6	3	3	2	3	13	12.3	1.8	0.4	0.23	0.3	0.31	3.5	7	15	4C	4T	9	3C	14
Perkins	28	12	4	2	4	2	12	19.5	4.9	1.1	0.42	1.5	0.52	3.4	12	16	8	12	20	6	26
Adams	31	10	3	6	4	4	17	14.8	4.1	0.5	0.49	0.9	0.70	3.3	7C	10C	5C	8C	10C	3C	17C
Roberson	24	7	2	2	3	2	8	10.0	2.4	0.4	0.48	0.5	0.25	1.9	3C	8C	2C	2C	7C	2C	8C
Gomes	10	1	1	0	1	0	2	6.9	0.8	0.2	0.00	0.2	0.00	1.2	12	21	11	13	17	10	35
Thabeet	20	5	1	2	2	3	7	8.4	1.7	0.0	0.17	0.6	0.39	1.2	5	7	6	6	11	2	13
Shakur	6	0	2	0	1	0	1	3.8	0.0	1.3	0.00	0.7	0.00	0.3	4	13	2	2T	5	5	8
Ivey	3	1	0	0	0	0	0	2.4	0.5	0.0	0.00	0.0	0.00	0.0	8	16	6	7	8	8	19
THUNDER	290	60	34	15	24	12	131	241.5	44.7	21.9	8.27	15.3	6.11	106.2	67	131	52	67	83	52	154
OPPONENTS	290	57	31	15	25	8	128	241.5	40.9	21.8	8.16	15.2	3.61	99.8	64	131	51	65	89	45	168

2013-14 Season Series with Oklahoma City Thunder

NATIONAL BASKETBALL ASSOCIATION

12/11/2013 FedExForum, Memphis, TN

Officials: #29 Mark Lindsay, #36 David Jones, #70 Brent Barnaky

OFFICIAL SCORER'S REPORT

FINAL BOX

Time of Game: 2:16

Attendance: 16,345

VISITOR: Oklahoma City Thunder (17-4)

NO	PLAYER	MIN	FG	FGA	3P	3PA	FT	FTA	OR	DR	TOT	A	PF	ST	TO	BS	PTS	
35	Kevin Durant	F 34:01	6	12	1	1	5	5	1	5	6	3	3	2	3	1	18	
9	Serge Ibaka	F 32:02	6	14	0	1	0	0	0	7	7	3	3	0	3	2	12	
5	Kendrick Perkins	C 13:29	0	1	0	0	0	0	1	1	2	2	4	0	0	0	0	
21	Andre Roberson	G 19:08	2	3	1	1	2	2	2	2	4	0	4	1	3	0	7	
0	Russell Westbrook	G 27:26	7	12	2	5	11	11	1	5	6	9	1	2	3	0	27	
11	Jeremy Lamb	27:47	7	9	3	4	1	1	0	2	2	1	2	0	2	0	18	
12	Steven Adams	15:52	1	2	0	0	1	2	2	3	5	0	4	1	3	0	3	
4	Nick Collison	16:55	2	2	0	0	1	2	0	4	4	1	1	0	1	2	5	
15	Reggie Jackson	22:55	6	10	1	4	4	0	3	3	2	2	0	1	0	17		
6	Derek Fisher	12:41	1	2	1	2	1	2	0	0	0	1	2	2	1	0	4	
3	Perry Jones	11:50	2	4	0	0	1	4	1	1	2	0	0	0	0	0	5	
34	Hasheem Thabeet	5:44	0	0	0	0	0	0	0	1	1	0	1	0	1	0	0	
8	Ryan Gomes	DNP - Coach's Decision																
TOTALS:			40	71	9	18	27	33	8	34	42	22	27	8	21	5	116	
PERCENTAGES:			56.3%			50.0%			81.8%			TM REB: 6			TOT TO: 21 (18 PTS)			

HOME: MEMPHIS GRIZZLIES (10-11)

NO	PLAYER	MIN	FG	FGA	3P	3PA	FT	FTA	OR	DR	TOT	A	PF	ST	TO	BS	PTS	
21	Tayshaun Prince	F 28:35	2	6	0	0	0	2	1	2	3	1	0	2	1	0	4	
50	Zach Randolph	F 30:49	5	12	0	0	7	12	1	7	8	1	2	2	2	0	17	
41	Kosta Koufos	C 30:55	3	10	0	0	6	6	3	4	7	1	6	0	1	1	12	
7	Jerryd Bayless	G 19:25	5	10	0	2	1	2	0	0	0	0	3	0	0	0	11	
11	Mike Conley	G 35:11	7	13	2	5	4	0	2	2	9	1	0	0	3	0	20	
22	Jamaal Franklin	16:58	2	6	0	1	2	2	0	1	1	0	4	2	1	0	6	
30	Jon Leuer	31:53	5	14	2	3	5	5	1	5	6	2	5	2	2	0	17	
13	Mike Miller	28:53	3	8	2	4	1	1	2	3	5	1	2	1	0	0	9	
12	Nick Calathes	17:11	2	2	0	0	0	0	1	0	1	2	2	2	2	0	4	
9	Tony Allen	DNP - Coach's Decision																
32	Ed Davis	DND - Left Ankle Sprain																
20	Quincy Pondexter	DND - Tarsal Navicular Stress Fracture																
TOTALS:			34	81	6	15	26	34	9	24	33	17	25	11	12	3	100	
PERCENTAGES:			42.0%			40.0%			76.5%			TM REB: 11			TOT TO: 15 (21 PTS)			

SCORE BY PERIODS

	1	2	3	4	FINAL
Thunder	25	32	32	27	116
Grizzlies	22	20	31	27	100

Inactive: Thunder - Sefolosha, Grizzlies - Gasol

Pts. in the Pt. Thunder 44 (22/35), GRIZZLIES 44 (22/44)

2nd Chance Pts. Thunder 8 (3/7), GRIZZLIES 8 (3/11)

FB Pts. Thunder 19 (8/13), GRIZZLIES 13 (5/5)

Biggest Lead: Thunder 24, GRIZZLIES 5

Lead Changes: 5

Times Tied: 1

Copyright (c) 2013 NBA Properties, INC. All Rights Reserved

Copyright (c) 2013 NBA Properties, INC. All Rights Reserved

NATIONAL BASKETBALL ASSOCIATION

1/14/2014 FedExForum, Memphis, TN

Officials: #31 Scott Wall, #55 Bill Kennedy, #64 Justin VanDyne

OFFICIAL SCORER'S REPORT

FINAL BOX

Time of Game: 2:21

Attendance: 17,177

VISITOR: Oklahoma City Thunder (28-10)

NO	PLAYER	MIN	FG	FGA	3P	3PA	FT	FTA	OR	DR	TOT	A	PF	ST	TO	BS	PTS	
35	Kevin Durant	F 41:09	15	28	0	4	7	9	0	4	4	4	2	1	4	0	37	
9	Serge Ibaka	F 34:27	5	13	1	2	0	0	1	8	9	0	4	1	1	4	11	
5	Kendrick Perkins	C 16:57	1	2	0	0	0	0	2	2	4	1	4	0	3	1	2	
25	Thabo Sefolosha	G 19:21	0	4	0	2	0	0	0	1	1	1	2	1	2	0	0	
15	Reggie Jackson	G 39:12	6	14	3	5	2	2	3	3	6	3	5	0	7	0	17	
6	Derek Fisher	20:42	1	5	1	4	0	0	0	0	0	1	1	1	0	0	3	
12	Steven Adams	21:11	2	5	0	0	1	1	4	5	9	0	4	1	0	0	5	
11	Jeremy Lamb	28:39	3	9	0	4	3	4	1	6	7	1	3	0	1	0	9	
4	Kodi Collison	18:22	0	1	0	0	3	4	1	4	5	1	2	0	1	0	3	
3	Perry Jones	DNP - Coach's Decision																
21	Andre Roberson	DNP - Coach's Decision																
34	Hasheem Thabeet	DNP - Coach's Decision																
TOTALS:			33	81	5	21	16	20	12	33	45	12	27	5	19	5	87	
PERCENTAGES:			40.7%		23.8%		80.0%		TM REB:		9		TOT TO: 19 (15 PTS)					

HOME: MEMPHIS GRIZZLIES (18-19)

NO	PLAYER	MIN	FG	FGA	3P	3PA	FT	FTA	OR	DR	TOT	A	PF	ST	TO	BS	PTS	
21	Tayshaun Prince	F 34:26	1	4	0	1	0	0	1	4	5	3	1	2	0	0	2	
50	Zach Randolph	F 39:48	7	21	0	0	9	12	5	8	13	4	3	0	4	1	23	
33	Marc Gasol	C 24:12	3	7	0	0	6	8	0	4	4	1	2	0	1	0	12	
5	Courtney Lee	G 38:19	9	15	2	3	4	4	2	3	5	0	2	2	1	0	24	
11	Mike Conley	G 36:58	7	18	2	7	3	0	0	3	3	7	2	2	1	0	19	
32	Ed Davis	22:06	3	6	0	0	0	0	2	4	6	0	5	0	2	0	6	
12	Nick Calathes	9:17	0	1	0	0	0	0	0	2	2	0	2	0	1	0	0	
3	James Johnson	20:06	2	5	0	2	0	0	1	2	3	3	2	2	0	2	4	
13	Mike Miller	10:39	0	1	0	1	0	0	0	1	1	1	1	0	1	0	0	
41	Kosta Koufos	3:06	0	1	0	0	0	0	0	0	0	0	1	0	2	0	0	
30	Jon Leuer	3:03	0	1	0	0	0	0	0	1	1	0	0	0	0	0	0	
9	Tony Allen	DNP - Coach's Decision																
22	Jameal Franklin	DNP - Coach's Decision																
TOTALS:			32	80	4	14	22	27	11	32	43	19	21	8	13	3	90	
PERCENTAGES:			40.0%		28.6%		81.5%		TM REB:		8		TOT TO: 13 (13 PTS)					

SCORE BY PERIODS

	1	2	3	4	FINAL
Thunder	16	31	20	20	87
GRIZZLIES	24	19	29	18	90

Inactive: Thunder - Westbrook Grizzlies - Pondexter

Technical Fouls - Defensive Three Second

Thunder (1): 10:08 3rd

GRIZZLIES: NONE

Pts. in the Pt. Thunder 40 (20/38), GRIZZLIES 42 (21/44)

2nd Chance Pts. Thunder 21 (9/14), GRIZZLIES 15 (6/12)

FB Pts. Thunder 12 (5/8), GRIZZLIES 4 (2/3)

Biggest Lead Thunder 7, GRIZZLIES 12

Lead Changes 8

Times Tied 6

MEMO: GRIZZLIES: C. Lee Season High PTS (prev. 18, 12/13 vs NY)

Copyright (c) 2014 NBA Properties, INC. All Rights Reserved

WESTERN CONFERENCE PLAYOFF OPPONENTS

2013-2014 SEASON SERIES (1-3)

MEMPHIS GRIZZLIES

VS. OKLAHOMA CITY

PLAYER	G	GS	MIN	-FIELD GOALS-			-3-POINT FG--			-FREE THROWS-			--REBOUNDS--			AST	PF	DQ	STL	TO	BLK	PTS	AVG
				FG	FGA	PCT	FG	FGA	PCT	FT	FTA	PCT	OFF	DEF	TOT								
Randolph	4	4	133	23	62	.371	0	0	---	20	30	.667	14	30	44	6	9	0	5	8	1	66	16.5
Conley	3	3	98	15	41	.366	5	15	.333	10	10	1.000	1	6	7	25	4	0	3	9	0	45	15.0
Lee (TOT)	3	3	106	15	32	.469	5	12	.417	10	11	.909	3	10	13	2	9	0	4	3	1	45	15.0
Lee (MEM)	3	3	106	15	32	.469	5	12	.417	10	11	.909	3	10	13	2	9	0	4	3	1	45	15.0
Gasol	3	3	95	15	28	.536	0	0	---	12	17	.706	0	10	10	6	6	0	1	4	1	42	14.0
Bayless	1	1	20	5	10	.500	0	2	.000	1	2	.500	0	0	0	0	3	0	0	0	0	11	11.0
Miller	4	0	83	14	27	.519	7	12	.583	4	5	.800	4	5	9	5	4	0	2	2	0	39	9.8
Leuer	2	0	35	5	15	.333	2	3	.667	5	5	1.000	1	6	7	2	5	0	2	2	2	17	8.5
Johnson	3	0	66	10	21	.476	1	6	.167	2	2	1.000	3	7	10	10	7	0	4	3	4	23	7.7
Koufos	4	1	63	10	21	.476	0	0	---	8	10	.800	7	9	16	1	14	1	2	5	2	28	7.0
Allen	1	0	17	3	3	1.000	0	0	---	0	0	---	1	2	3	3	5	0	1	1	0	6	6.0
Prince	4	4	117	10	29	.345	2	5	.400	0	2	.000	2	7	9	12	4	0	6	1	0	22	5.5
Calathes	4	1	77	8	20	.400	0	5	.000	0	0	---	2	6	8	10	8	0	6	5	0	16	4.0
Davis	2	0	28	4	7	.571	0	0	---	0	0	---	2	5	7	2	5	0	0	2	0	8	4.0
Franklin	2	0	20	2	6	.333	0	1	.000	2	2	1.000	0	1	1	0	6	0	2	3	0	6	3.0
Udrih (TOT)	1	1	30	1	6	.167	0	1	.000	0	0	---	1	3	4	6	1	0	0	2	0	2	2.0
GRIZZLIES	4	-	960	139	322	.432	22	61	.361	74	96	.771	40	104	144	84	89	1	38	55	11	374	93.5
THUNDER	4	-	960	145	305	.475	28	79	.354	84	108	.778	45	125	170	69	92	0	30	70	27	402	100.5

PLAYER	-- SINGLE-GAME HIGHS --							----- AVERAGE PER GAME -----							--CAREER HIGHS (C=SET, T=TIED THIS SEASON)--						
	MIN	REB	AST	ST	TO	BL	PTS	MIN	REB	AST	STL	TO	BLK	PTS	FG	FGA	FT	FTA	REB	AST	PTS
Randolph	40	13	4	2	4	1	23	33.4	11.0	1.5	1.25	2.0	0.25	16.5	14	24	14	15	20	8	32
Conley	37	3	9	2	5	0	20	32.8	2.3	8.3	1.00	3.0	0.00	15.0	9	21	6	7	7	10	24
Lee (TOT)	37	5	1	2	2	1	24	35.3	4.3	0.7	1.33	1.0	0.33	15.0	9C	15C	4C	5C	5C	4	24C
Lee (MEM)	37	5	1	2	2	1	24	35.3	4.3	0.7	1.33	1.0	0.33	15.0							
Gasol	38	4	4	1	2	1	17	31.7	3.3	2.0	0.33	1.3	0.33	14.0	9	16	7	8T	15	4T	24
Bayless	20	0	0	0	0	0	11	19.6	0.0	0.0	0.00	0.0	0.00	11.0	9	17	6	6	3	8	23
Miller	29	5	2	1	1	0	19	20.8	2.3	1.3	0.50	0.5	0.00	9.8	10	17	4	7	11	8	29
Leuer	32	6	2	2	2	2	17	17.5	3.5	1.0	1.00	1.0	1.00	8.5	5C	14C	5C	5C	6C	2T	17C
Johnson	24	6	4	2	3	2	11	21.9	3.3	3.3	1.33	1.0	1.33	7.7	5	11	2T	2T	7	4T	12
Koufos	31	7	1	1	2	1	12	15.9	4.0	0.3	0.50	1.3	0.50	7.0	6	10C	6C	6T	13	2	16
Allen	17	3	3	1	1	0	6	17.4	3.0	3.0	1.00	1.0	0.00	6.0	9	15	9	12	9	3T	27
Prince	34	5	5	2	1	0	12	29.3	2.3	3.0	1.50	0.3	0.00	5.5	9	20	6	7	11	6	24
Calathes	29	3	5	4	2	0	8	19.3	2.0	2.5	1.50	1.3	0.00	4.0	4C	11C	0C	0C	3C	5C	8C
Davis	22	6	2	0	2	0	6	14.2	3.5	1.0	0.00	1.0	0.00	4.0	3T	7	2	3	9	2T	6T
Franklin	17	1	0	2	2	0	6	10.1	0.5	0.0	1.00	1.5	0.00	3.0	2C	6C	2C	2C	1C	0C	6C
Udrih (TOT)	30	4	6	0	2	0	2	29.9	4.0	6.0	0.00	2.0	0.00	2.0	11	15	5	5	7	7	29
GRIZZLIES	240	43	30	11	15	4	107	240.0	36.0	21.0	9.50	13.8	2.75	93.5	52	100	33	42	55	33	134
THUNDER	240	45	22	10	21	9	116	240.0	42.5	17.3	7.50	17.5	6.75	100.5	52	103	35	45	59	36	138

WESTERN CONFERENCE PLAYOFF OPPONENTS

2013-2014 SEASON SERIES (3-1)

OKLAHOMA CITY THUNDER

VS. MEMPHIS

PLAYER	G	GS	MIN	-FIELD GOALS-			-3-POINT FG--			-FREE THROWS-			--REBOUNDS--			AST	PF	DQ	STL	TO	BLK	PTS	AVG
				FG	FGA	PCT	FG	FGA	PCT	FT	FTA	PCT	OFF	DEF	TOT								
Durant	4	4	158	44	85	.518	6	20	.300	29	34	.853	3	21	24	20	8	0	6	17	3	123	30.8
Westbrook	2	2	57	14	24	.583	3	7	.429	17	18	.944	1	7	8	15	2	0	5	4	0	48	24.0
Ibaka	4	4	132	28	55	.509	1	4	.250	3	3	1.000	9	28	37	4	14	0	1	8	10	60	15.0
Jackson	4	2	130	23	51	.451	6	15	.400	8	8	1.000	3	10	13	10	8	0	3	12	0	60	15.0
Butler (TOT)	2	0	40	7	18	.389	1	5	.200	5	6	.833	0	4	4	2	3	0	2	2	2	20	10.0
Lamb	4	0	80	13	29	.448	4	12	.333	4	6	.667	2	9	11	3	9	0	1	5	0	34	8.5
Adams	4	1	85	5	12	.417	0	0	---	8	14	.571	13	11	24	1	16	0	3	5	6	18	4.5
Fisher	4	0	66	5	14	.357	5	11	.455	3	4	.750	0	2	2	4	5	0	3	2	0	18	4.5
Roberson	2	1	19	2	3	.667	1	1	1.000	2	2	1.000	2	3	5	0	4	0	1	3	0	7	3.5
Jones	3	0	40	3	9	.333	1	3	.333	3	6	.500	1	4	5	0	0	0	2	1	0	10	3.3
Sefolosha	3	3	54	3	10	.300	1	5	.200	2	3	.667	1	4	5	4	3	0	3	3	0	9	3.0
Collison	4	0	61	3	7	.429	0	1	.000	4	6	.667	5	12	17	5	7	0	0	3	4	10	2.5
Perkins	3	3	56	1	4	.250	0	0	---	1	2	.500	3	11	14	3	12	0	1	6	3	3	1.0
Thabeet	2	0	22	1	2	.500	0	0	---	0	2	.000	2	3	5	0	4	0	1	1	1	2	1.0
THUNDER	4	-	960	145	305	.475	28	79	.354	84	108	.778	45	125	170	69	92	0	30	70	27	402	100.5
GRIZZLIES	4	-	960	139	322	.432	22	61	.361	74	96	.771	40	104	144	84	89	1	38	55	11	374	93.5

PLAYER	-- SINGLE-GAME HIGHS --							----- AVERAGE PER GAME -----							--CAREER HIGHS (C=SET, T=TIED THIS SEASON)--									
	MIN	REB	AST	ST	TO	BL	PTS	MIN	REB	AST	STL	TO	BLK	PTS	FG	FGA	FT	FTA	REB	AST	PTS			
Durant	43	8	8	2	5	1	37	39.5	6.0	5.0	1.50	4.3	0.75	30.8	15C	28T	14	16	11		8C	40		
Westbrook	29	6	9	3	3	0	27	28.4	4.0	7.5	2.50	2.0	0.00	24.0	12	25	15	17	9	13	30			
Ibaka	37	12	3	1	3	4	21	33.1	9.3	1.0	0.25	2.0	2.50	15.0	10C	17C	7	10	14	3C	21C			
Jackson	39	6	3	2	7	0	17	32.4	3.3	2.5	0.75	3.0	0.00	15.0	6C	15C	4C	4C	6T	3C	17C			
Butler (TOT)	21	2	2	1	1	1	10	20.0	2.0	1.0	1.00	1.0	1.00	10.0	11	21	7	7	13	7	31			
Lamb	29	7	1	1	2	0	18	20.0	2.8	0.8	0.25	1.3	0.00	8.5	7C	9C	3C	4C	7C	1C	18C			
Adams	25	9	1	1	3	4	7	21.2	6.0	0.3	0.75	1.3	1.50	4.5	2C	5C	5C	7C	9C	1C	7C			
Fisher	21	1	2	2	1	0	8	16.5	0.5	1.0	0.75	0.5	0.00	4.5	10	14	8	9	6	9	26			
Roberson	19	4	0	1	3	0	7	9.7	2.5	0.0	0.50	1.5	0.00	3.5	2C	3C	2C	2C	4C	0C	7C			
Jones	15	2	0	1	1	0	5	13.3	1.7	0.0	0.67	0.3	0.00	3.3	2C	4C	2C	4C	2C	2	5C			
Sefolosha	30	2	2	1	2	0	7	18.0	1.7	1.3	1.00	1.0	0.00	3.0	5	13	5	7	11	3	15			
Collison	18	5	2	0	1	2	5	15.3	4.3	1.3	0.00	0.8	1.00	2.5	10	16	5	5	14	3	22			
Perkins	25	8	2	1	3	2	2	18.7	4.7	1.0	0.33	2.0	1.00	1.0	6	10	6	9	15	3	13			
Thabeet	17	4	0	1	1	1	2	11.2	2.5	0.0	0.50	0.5	0.50	1.0	2	5	1	4	8	1	4			
THUNDER	240	45	22	10	21	9	116	240.0	42.5	17.3	7.50	17.5	6.75	100.5	52	103	35	45	59	36	138			
GRIZZLIES	240	43	30	11	15	4	107	240.0	36.0	21.0	9.50	13.8	2.75	93.5	52	100	33	42	55	33	134			

WESTERN CONFERENCE PLAYOFF OPPONENTS

LOS ANGELES CLIPPERS

#3 Seed



57-25, .695

1st, Pacific Division

2013-14 SEASON RECAP

Former Celtics coach **Doc Rivers** left Boston for Los Angeles prior to this season and promptly led the Clippers to their best regular season in team history. Los Angeles finished with a franchise-record 57 wins on the year, including a franchise-best 34 wins at home en route to a second consecutive Pacific division title. The addition of Rivers brought out the best in All-Star guard **Chris Paul**, who averaged a double-double for the first time since the 2009-10 season, and All-Star forward **Blake Griffin**, who posted a career-high scoring average. **Jamal Crawford** remained a Sixth Man of the Year candidate while center **DeAndre Jordan** led the league in field goal percentage and finished second in total blocks. The Clippers posted the second-best record in the NBA since Jan. 1 at 36-13, one game behind the San Antonio Spurs.

2013-14 FINAL REGULAR SEASON STATISTICS

Through April 16 (57-25)

LOS ANGELES CLIPPERS

2013-2014 REGULAR SEASON STATISTICS

PLAYER	G	GS	MIN	-FIELD GOALS-			-3-POINT FG--			-FREE THROWS-			--REBOUNDS--			AST	PF	DQ	STL	TO	BLK	PTS	AVG
				FG	FGA	PCT	FG	FGA	PCT	FT	FTA	PCT	OFF	DEF	TOT								
Griffin	80	80	2863	718	1359	.528	12	44	.273	482	674	.715	192	565	757	309	265	4	92	224	51	1930	24.1
Paul	62	62	2171	406	870	.467	78	212	.368	295	345	.855	38	230	268	663	157	1	154	145	4	1185	19.1
Crawford	69	24	2094	421	1011	.416	161	446	.361	279	322	.866	34	124	158	223	120	0	59	135	12	1282	18.6
Redick	35	34	987	181	398	.455	73	185	.395	97	106	.915	9	65	74	78	65	0	28	42	3	532	15.2
Collison	80	35	2069	324	694	.467	71	189	.376	192	224	.857	47	141	188	297	150	1	93	132	15	911	11.4
Jordan	82	82	2870	348	515	.676	0	0	---	160	374	.428	331	783	1114	74	264	2	80	123	203	856	10.4
Barnes	63	40	1735	231	527	.438	97	283	.343	66	90	.733	60	232	292	125	185	1	56	85	28	625	9.9
Davis (TOT)	68	44	1662	271	593	.457	4	11	.364	95	137	.693	108	243	351	77	159	3	58	76	29	641	9.4
Davis (LAC)	23	1	308	39	81	.481	0	1	.000	18	23	.783	21	48	69	7	48	1	12	17	7	96	4.2
Granger (TOT)	41	2	848	116	307	.378	43	128	.336	63	67	.940	31	102	133	41	62	0	12	46	17	338	8.2
Granger (LAC)	12	0	194	36	84	.429	12	34	.353	12	14	.857	7	21	28	8	21	0	3	10	4	96	8.0
Dudley	74	43	1729	196	447	.438	81	225	.360	38	58	.655	36	124	160	104	146	0	41	56	10	511	6.9
Green	55	9	869	102	271	.376	41	121	.339	28	34	.824	12	66	78	50	96	0	22	34	11	273	5.0
Jamison	22	0	248	29	92	.315	8	41	.195	18	25	.720	9	46	55	7	29	0	9	7	3	84	3.8
Turkoglu (TOT)	38	0	392	42	109	.385	22	50	.440	9	18	.500	11	78	89	33	50	0	19	16	10	115	3.0
Turkoglu (LAC)	38	0	392	42	109	.385	22	50	.440	9	18	.500	11	78	89	33	50	0	19	16	10	115	3.0
Bullock	43	0	396	43	121	.355	22	73	.301	7	9	.778	11	43	54	12	26	0	9	13	1	115	2.7
Vujacic	2	0	10	2	5	.400	1	2	.500	0	0	---	0	3	3	0	1	0	1	3	0	5	2.5
Mullens	27	0	167	26	64	.406	13	39	.333	2	6	.333	7	25	32	6	33	0	6	13	3	67	2.5
Hollins	61	0	482	53	72	.736	0	0	---	35	56	.625	31	59	90	8	87	1	9	29	31	141	2.3
Jackson	9	0	107	6	26	.231	1	14	.071	2	4	.500	2	8	10	5	11	0	6	6	1	15	1.7
Wayns	2	0	9	1	2	.500	0	0	---	0	0	---	0	2	2	2	4	0	2	0	0	2	1.0
Morris	10	0	54	4	13	.308	0	7	.000	1	2	.500	0	5	5	9	0	2	2	2	0	9	0.9
CLIPPERS	82	-	19755	3208	6761	.474	693	1966	.352	1741	2384	.730	858	2668	3526	2016	1767	11	703	1136	397	8850	107.9
OPPONENTS	82	-	19755	3068	6958	.441	595	1791	.332	1547	2049	.755	1011	2575	3586	1908	1919	17	570	1261	284	8278	101.0

	-- SINGLE-GAME HIGHS --							----- AVERAGE PER GAME -----							--CAREER HIGHS (C=SET, T=TIED THIS SEASON)--						
PLAYER	MIN	REB	AST	ST	TO	BL	PTS	MIN	REB	AST	STL	TO	BLK	PTS	FG	FGA	FT	FTA	REB	AST	PTS
Griffin	42	17	11	4	8	3	43	35.8	9.5	3.9	1.15	2.8	0.64	24.1	19	34C	16	23	20	11T	47
Paul	45	10	17	6	6	1	42	35.0	4.3	10.7	2.48	2.3	0.06	19.1	18	33	19	20	12	21	43
Crawford	47	7	11	3	5	2	37	30.4	2.3	3.2	0.86	2.0	0.17	18.6	20	34	17	18	11	12	52
Redick	36	5	8	4	4	1	33	28.2	2.1	2.2	0.80	1.2	0.09	15.2	11	19	10	11	7	10	33C
Collison	43	8	10	5	6	3	28	25.9	2.4	3.7	1.16	1.7	0.19	11.4	15	23	11	13	13	20	35
Jordan	44	24	4	3	5	9	25	35.0	13.6	0.9	0.98	1.5	2.48	10.4	11T	15	10C	22C	24C	4C	25C
Barnes	40	12	5	3	4	3	28	27.5	4.6	2.0	0.89	1.3	0.44	9.9	13	28	9	12	16	11	36
Davis (TOT)	50	13	4	3	4	3	33	24.4	5.2	1.1	0.85	1.1	0.43	9.4	15C	25	10	12	16	8	33C
Davis (LAC)	33	8	2	2	2	2	10	13.4	3.0	0.3	0.52	0.7	0.30	4.2							
Granger (TOT)	40	6	4	2	5	2	18	20.7	3.2	1.0	0.29	1.1	0.41	8.2	15	28	17	17	17	10	44
Granger (LAC)	24	6	2	2	2	1	18	16.2	2.3	0.7	0.25	0.8	0.33	8.0							
Dudley	39	7	5	4	3	2	21	23.4	2.2	1.4	0.55	0.8	0.14	6.9	11	17	9	12	18	10	36
Green	36	6	5	2	4	2	13	15.8	1.4	0.9	0.40	0.6	0.20	5.0	14	25	10	13	9	10	37
Jamison	20	6	2	1	2	1	11	11.3	2.5	0.3	0.41	0.3	0.14	3.8	23	36	15	24	23	7	51
Turkoglu (TOT)	22	8	5	2	3	2	12	10.3	2.3	0.9	0.50	0.4	0.26	3.0	13	23	14	16	19	17	39
Turkoglu (LAC)	22	8	5	2	3	2	12	10.3	2.3	0.9	0.50	0.4	0.26	3.0							
Bullock	26	5	2	2	1	1	14	9.2	1.3	0.3	0.21	0.3	0.02	2.7	5C	10C	2C	2C	5C	2C	14C
Vujacic	9	3	0	1	3	0	5	5.2	1.5	0.0	0.50	1.5	0.00	2.5	9	17	8	9	10	8	25
Mullens	15	4	2	2	3	1	12	6.2	1.2	0.2	0.22	0.5	0.11	2.5	14	23	8	12	18	5	31
Hollins	21	5	2	1	3	4	10	7.9	1.5	0.1	0.15	0.5	0.51	2.3	8	12	8	12	12	3	19
Jackson	23	3	1	2	2	1	6	11.9	1.1	0.6	0.67	0.7	0.11	1.7	16	30	15	17	12	15	43
Wayns	6	2	1	2	0	0	2	4.7	1.0	1.0	1.00	0.0	0.00	1.0	3	8	4	4	2C	9	10
Morris	12	1	3	1	1	0	2	5.4	0.5	0.5	0.20	0.2	0.00	0.9	6	10	6	9	5	6	20
CLIPPERS	265	64	36	16	23	13	142	240.9	43.0	24.6	8.57	13.9	4.84	107.9	62	127	47	57	72	45	152
OPPONENTS	265	65	37	17	25	9	127	240.9	43.7	23.3	6.95	15.4	3.46	101.0	68	122	51	60	80	50	163

2013-14 Season Series with Los Angeles Clippers

NATIONAL BASKETBALL ASSOCIATION													OFFICIAL SCORER'S REPORT FINAL BOX												
11/18/2013 STAPLES Center, Los Angeles, CA													Time of Game: 2:25 Attendance: 19,060 (Sellout)												
Officials: #30 John Goble, #65 Bill Kennedy, #56 Mark Ayotte																									
VISITOR: Memphis Grizzlies (6-5)													NO PLAYER												
21	Tayshaun Prince	F	35:46	2	8	0	0	0	4	5	0	2	2	1	0	1	0	8							
50	Zach Randolph	F	36:24	10	16	0	0	0	6	7	5	10	15	2	4	2	0	0	26						
33	Marc Gasol	C	40:52	8	22	0	0	0	7	8	2	7	9	8	3	2	3	0	23						
9	Tony Allen	G	10:09	2	4	0	0	0	1	1	1	0	1	0	2	0	0	1	5						
11	Mike Conley	G	29:19	6	11	2	4	1	2	0	2	2	5	3	0	1	0	15							
7	Jerryd Bayless		19:15	1	4	0	0	2	2	3	1	4	5	2	3	1	0	0	4						
41	Kosta Koufos		18:10	5	5	0	0	0	0	0	1	8	9	2	4	2	1	4	10						
13	Mike Miller		19:33	3	6	2	4	0	0	0	0	3	3	1	1	0	2	0	8						
20	Quincy Pondexter		30:32	2	5	1	2	2	4	1	0	1	1	2	0	1	0	7							
12	Nick Calathes	DNP - Coach's Decision																							
32	Ed Davis	DNP - Coach's Decision																							
22	Jamaal Franklin	DNP - Coach's Decision																							
30	Jon Leuer	DNP - Coach's Decision																							
TOTALS:																									
PERCENTAGES:																									
HOME: LOS ANGELES CLIPPERS (7-4)													NO PLAYER												
9	Jared Dudley	F	22:52	3	4	0	0	1	0	0	0	0	0	1	1	0	2	0	6						
32	Blake Griffin	F	33:18	11	21	0	0	1	3	5	6	11	1	4	2	1	1	23							
6	DeAndre Jordan	C	42:15	3	8	0	0	2	2	8	8	16	1	4	0	1	3	8							
4	JJ Redick	G	27:23	3	13	1	7	5	5	0	2	2	4	2	2	0	1	0	12						
3	Chris Paul	G	35:27	5	14	0	0	2	8	9	1	8	9	11	3	0	2	0	18						
11	Jamal Crawford		23:18	3	11	2	6	0	0	0	1	1	2	1	3	2	2	0	8						
22	Matt Barnes		23:05	2	6	1	2	7	7	0	2	2	1	2	1	1	0	12							
0	Byron Mullens		13:43	2	5	2	4	0	0	0	2	2	0	4	1	0	0	6							
2	Darren Collison		12:59	2	4	1	1	3	4	1	0	1	2	0	1	1	0	8							
15	Ryan Hollins		5:40	0	0	0	0	1	2	0	0	0	0	2	0	0	0	1							
25	Reggie Bullock	DNP - Coach's Decision																							
34	Willie Green	DNP - Coach's Decision																							
33	Antawn Jamison	DNP - Coach's Decision																							
TOTALS:																									
PERCENTAGES:																									
SCORE BY PERIODS													FINAL												
Grizzlies													106												
Clippers													102												
Inactive: Clippers - Wayne																									
Technical Fouls - Defensive Three Second																									
Grizzlies (2): 5:22 1st, 9:58 3rd																									
CLIPPERS (1): 4:56 1st																									
Flagrant Fouls																									
Grizzlies (1): 1:51 1st Allen-FLG2																									
CLIPPERS: NONE																									
Ejections																									
Grizzlies (1): 1:51 1st Allen (1st Flagrant Type 2)																									
CLIPPERS: NONE																									
Pts. In the Pt. Grizzlies 42 (21/37), CLIPPERS 36 (18/36)																									
2nd Chance Pts. Grizzlies 15 (8/10), CLIPPERS 21 (8/15)																									
FB Pts. Grizzlies 9 (4/5), CLIPPERS 3 (3/8)																									
Biggest Lead Grizzlies 12, CLIPPERS 2																									
Lead Changes 6																									
Times Tied 7																									
Copyright (c) 2013 NBA Properties, INC. All Rights Reserved																									

NATIONAL BASKETBALL ASSOCIATION													OFFICIAL SCORER'S REPORT FINAL BOX												
12/5/2013 FedExForum, Memphis, TN Officials: #20 Leroy Richardson, #36 Kane Fitzgerald, #43 Dan Crawford													Time of Game: 2:10 Attendance: 15,112												
VISITOR: Los Angeles Clippers (13-7)																									
NO	PLAYER		MIN	FG	FGA	3P	3PA	FT	FTA	OR	DR	TOT	A	PF	ST	TO	BS	PTS							
9	Jared Dudley	F	25:32	3	7	1	3	0	0	0	1	1	0	1	0	1	0	7							
32	Blake Griffin	F	30:50	5	15	0	0	4	4	5	4	9	5	3	1	2	0	14							
6	DeAndre Jordan	C	36:25	4	6	0	0	2	4	4	10	14	2	2	2	2	3	10							
34	Willie Green	G	20:44	2	8	0	1	1	2	0	1	1	0	3	0	0	1	5							
3	Chris Paul	G	27:37	6	11	2	4	1	2	0	4	4	8	3	2	2	1	15							
11	Jamal Crawford		30:56	6	14	1	3	2	2	0	3	3	3	2	0	2	0	15							
25	Reggie Bullock		20:40	3	5	3	3	0	0	0	2	2	0	1	0	1	0	9							
2	Darren Collison		20:53	6	9	1	1	2	2	0	1	1	3	1	0	4	0	15							
15	Ryan Hollins		11:02	0	0	0	0	0	0	1	0	1	0	4	0	1	0	0							
3	Antawn Jamison		16:31	3	5	3	5	2	2	0	4	4	1	4	1	0	0	11							
22	Matt Barnes	NWT - Retinal tear, left eye																							
0	Byron Mullins	DNP - Coach's Decision																							
4	JJ Redick	NWT - Fractured right hand																							
TOTALS:			38	80	11	20	14	18	10	30	40	22	24	6	15	5	101								
PERCENTAGES:			47.5%			55.0%													TOT TO: 15 (19 PTS)						
HOME: MEMPHIS GRIZZLIES (9-9)																									
NO	PLAYER		MIN	FG	FGA	3P	3PA	FT	FTA	OR	DR	TOT	A	PF	ST	TO	BS	PTS							
21	Tayshaun Prince	F	18:57	0	5	0	0	1	2	0	2	2	0	1	0	1	0	1							
50	Zach Randolph	F	30:35	4	13	0	0	4	5	2	10	12	2	3	0	7	0	12							
41	Kosta Koufos	C	30:27	5	12	0	0	7	9	3	6	9	0	2	2	1	0	17							
7	Jerryd Bayless	G	26:45	2	6	0	3	0	0	0	0	0	1	3	1	0	4								
11	Mike Conley	G	33:37	6	8	2	4	2	2	1	0	1	4	3	1	0	0	18							
32	Ed Davis		7:51	3	5	0	0	0	0	1	1	2	0	0	0	1	1	6							
20	Quincy Pondexter		30:25	4	12	1	4	6	6	1	0	1	5	1	3	1	0	15							
12	Nick Calathes		14:26	1	3	0	0	0	2	0	2	2	0	1	0	0	0	2							
13	Mike Miller		19:59	1	3	0	2	0	0	1	1	2	1	0	1	0	0	2							
30	Jon Leuer		24:47	3	10	0	0	0	0	2	5	7	3	4	0	2	0	6							
22	Jamail Franklin		3:01	0	0	0	0	0	0	0	0	0	0	1	0	0	0	0							
9	Tony Allen	DNP - Coach's Decision																							
TOTALS:			29	77	3	13	20	26	11	27	38	16	19	8	16	1	81								
PERCENTAGES:				37.7%		23.1%													TOT TO: 17 (23 PTS)						
SCORE BY PERIODS																									
			1	2	3	4	FINAL																		
Clippers			18	22	24	37	101																		
GRIZZLIES			20	22	11	28	61																		
Inactive: Clippers - Wayne Grizzle - Gasol																									
Technical Fouls - Individual																									
Clippers: NONE																									
GRIZZLIES (2): Koufos 1:00 2nd , Joergel 6:35 4th																									
Flagrant Fouls																									
Clippers: NONE																									
GRIZZLIES (1): 9:25 3rd Bayless-FLG1																									
Pts. in the Pt. Clippers 30 (15/30), GRIZZLIES 40 (20/41)																									
2nd Chance Pts. Clippers 12 (5/6), GRIZZLIES 11 (4/9)																									
FB Pts. Clippers 14 (6/11), GRIZZLIES 8 (2/4)																									
Biggest Lead Clippers 24, GRIZZLIES 8																									
Lead Changes 3																									
Times Tied 5																									
Copyright (c) 2013 NBA Properties, INC. All Rights Reserved																									

WESTERN CONFERENCE PLAYOFF OPPONENTS

2013-2014 SEASON SERIES (2-1)

MEMPHIS GRIZZLIES

VS. L.A. CLIPPERS

PLAYER	G	GS	MIN	-FIELD GOALS-			-3-POINT FG--			-FREE THROWS-			--REBOUNDS--			AST	PF	DQ	STL	TO	BLK	PTS	AVG
				FG	FGA	PCT	FG	FGA	PCT	FT	FTA	PCT	OFF	DEF	TOT								
Gasol	2	2	72	15	38	.395	0	0	---	10	12	.833	4	15	19	11	7	0	3	5	4	40	20.0
Randolph	3	3	98	23	46	.500	0	0	---	13	16	.813	7	31	38	6	10	0	3	8	0	59	19.7
Johnson	1	0	18	6	10	.600	0	1	.000	3	3	1.000	1	3	4	3	2	0	0	0	1	15	15.0
Conley	3	3	98	15	29	.517	5	10	.500	5	6	.833	1	4	5	15	11	0	2	5	0	40	13.3
Koufos	3	1	61	13	23	.565	0	0	---	7	9	.778	5	15	20	3	10	0	5	3	6	33	11.0
Pondexter	2	0	61	6	17	.353	2	6	.333	8	10	.800	2	0	2	6	3	0	3	2	0	22	11.0
Miller	3	0	64	9	17	.529	4	11	.364	1	1	1.000	1	6	7	3	1	0	1	4	0	23	7.7
Allen	2	1	30	6	8	.750	1	1	1.000	1	1	1.000	2	5	7	2	6	0	2	1	2	14	7.0
Leuer	1	0	25	3	10	.300	0	0	---	0	0	---	2	5	7	3	4	0	0	2	0	6	6.0
Lee (TOT)	2	1	48	4	10	.400	1	2	.500	1	1	1.000	1	1	2	4	9	1	0	2	1	10	5.0
Lee (MEM)	1	1	34	4	8	.500	1	2	.500	1	1	1.000	0	0	0	2	3	0	0	0	0	10	10.0
Bayless	2	1	46	3	10	.300	0	5	.000	2	3	.667	1	4	5	3	6	0	2	0	0	8	4.0
Prince	3	3	73	3	16	.188	0	1	.000	5	7	.714	0	6	6	6	2	0	1	2	0	11	3.7
Davis	2	0	12	3	7	.429	0	0	---	0	0	---	2	2	4	1	2	0	0	2	1	6	3.0
Calathes	2	0	27	1	6	.167	0	3	.000	0	2	.000	0	3	3	2	4	0	0	2	1	2	1.0
Franklin	1	0	3	0	0	---	0	0	---	0	0	---	0	0	0	0	1	0	0	0	0	0	0.0
GRIZZLIES	3	-	720	110	245	.449	13	40	.325	56	71	.789	28	99	127	66	72	0	22	38	15	289	96.3
CLIPPERS	3	-	720	103	246	.419	25	67	.373	68	93	.731	39	93	132	65	64	0	19	38	13	299	99.7

PLAYER	-- SINGLE-GAME HIGHS --							----- AVERAGE PER GAME -----					----- CAREER HIGHS (C=SET, T=TIED THIS SEASON)-----										
	MIN	REB	AST	ST	TO	BL	PTS	MIN	REB	AST	STL	TO	BLK	PTS	FG	FGA	FT	FTA	REB	AST	PTS		
Gasol	41	10	8	2	3	4	23	35.9	9.5	5.5	1.50	2.5	2.00	20.0	13	22C	8	9	15	10	26		
Randolph	36	15	2	2	7	0	26	32.6	12.7	2.0	1.00	2.7	0.00	19.7	12	21	13	15	19	5	35		
Johnson	18	4	3	0	0	1	15	17.7	4.0	3.0	0.00	0.0	1.00	15.0	6C	13	4	5	4T	3T	15C		
Conley	35	2	6	1	3	0	16	32.7	1.7	5.0	0.67	1.7	0.00	13.3	8	16	5	6	5	11	20		
Koufos	30	9	2	2	1	4	17	20.4	6.7	1.0	1.67	1.0	2.00	11.0	8	12C	7C	9C	10	2C	17C		
Pondexter	31	1	5	3	1	0	15	30.5	1.0	3.0	1.50	1.0	0.00	11.0	4C	12C	6C	6C	6	5C	15C		
Miller	24	3	1	1	2	0	13	21.2	2.3	1.0	0.33	1.3	0.00	7.7	11	21	8	11	14	7	29		
Allen	20	6	2	2	1	1	9	14.9	3.5	1.0	1.00	0.5	1.00	7.0	6	15	11	13	10	5	17		
Leuer	25	7	3	0	2	0	6	24.8	7.0	3.0	0.00	2.0	0.00	6.0	3T	10C	0T	0T	9	3C	6T		
Lee (TOT)	34	2	2	0	2	1	10	24.2	1.0	2.0	0.00	1.0	0.50	5.0	9	14	4	4	5	4	25		
Lee (MEM)	34	0	2	0	0	0	10	33.8	0.0	2.0	0.00	0.0	0.00	10.0									
Bayless	27	5	2	1	0	0	4	23.0	2.5	1.5	1.00	0.0	0.00	4.0	5	14	6	6	5C	9	15		
Prince	36	2	4	1	1	0	8	24.2	2.0	2.0	0.33	0.7	0.00	3.7	10	18	6	8	10	12	23		
Davis	8	2	1	0	1	1	6	5.9	2.0	0.5	0.00	1.0	0.50	3.0	8	11	5	8	14	3	21		
Calathes	14	2	2	0	2	1	2	13.5	1.5	1.0	0.00	1.0	0.50	1.0	1C	3C	0C	2C	2C	2C	2C		
Franklin	3	0	0	0	0	0	0	3.0	0.0	0.0	0.00	0.0	0.00	0.0	0C	0C	0C	0C	0C	0C	0C		
GRIZZLIES	240	47	27	8	17	9	106	240.0	42.3	22.0	7.33	12.7	5.00	96.3	46	101	31	47	61	32	125		
CLIPPERS	240	47	23	7	15	5	102	240.0	44.0	21.7	6.33	12.7	4.33	99.7	47	100	31	43C	60	36	126		

WESTERN CONFERENCE PLAYOFF OPPONENTS

2013-2014 SEASON SERIES (1-2)

LOS ANGELES CLIPPERS

VS. MEMPHIS

PLAYER				-FIELD GOALS-			-3-POINT FG--			-FREE THROWS-			--REBOUNDS--			AST	PF	DQ	STL	TO	BLK	PTS	AVG
	G	GS	MIN	FG	FGA	PCT	FG	FGA	PCT	FT	FTA	PCT	OFF	DEF	TOT								
Griffin	3	3	103	26	57	.456	0	0	---	13	21	.619	15	18	33	8	11	0	3	5	2	65	21.7
Paul	3	3	101	15	38	.395	3	9	.333	18	22	.818	3	16	19	33	8	0	4	5	1	51	17.0
Crawford	3	1	93	17	45	.378	6	18	.333	6	8	.750	4	7	11	7	8	0	2	7	1	46	15.3
Barnes	2	1	58	8	19	.421	4	9	.444	7	7	1.000	1	8	9	3	4	0	1	3	0	27	13.5
Redick	1	1	27	3	13	.231	1	7	.143	5	5	1.000	0	2	2	2	2	0	0	1	0	12	12.0
Jamison	1	0	17	3	5	.600	3	5	.600	2	2	1.000	0	4	4	1	4	0	1	0	0	11	11.0
Collison	3	0	48	8	16	.500	2	4	.500	9	11	.818	1	1	2	6	3	0	1	6	0	27	9.0
Jordan	3	3	116	9	17	.529	0	0	---	5	11	.455	13	29	42	3	8	0	2	3	8	23	7.7
Mullens	1	0	14	2	5	.400	2	4	.500	0	0	---	0	2	2	0	4	0	1	0	0	6	6.0
Dudley	3	2	66	7	14	.500	1	5	.200	1	2	.500	0	2	2	1	2	0	1	4	0	16	5.3
Bullock	2	0	24	3	6	.500	3	4	.750	0	0	---	0	2	2	0	1	0	0	1	0	9	4.5
Green	2	1	24	2	10	.200	0	2	.000	1	2	.500	0	1	1	0	3	0	1	0	1	5	2.5
Hollins	3	0	22	0	0	---	0	0	---	1	2	.500	1	1	2	0	6	0	1	1	0	1	0.3
Turkoglu (TOT)	1	0	7	0	1	.000	0	0	---	0	0	---	1	0	1	1	0	0	1	2	0	0	0.0
Turkoglu (LAC)	1	0	7	0	1	.000	0	0	---	0	0	---	1	0	1	1	0	0	1	2	0	0	0.0
CLIPPERS	3	-	720	103	246	.419	25	67	.373	68	93	.731	39	93	132	65	64	0	19	38	13	299	99.7
GRIZZLIES	3	-	720	110	245	.449	13	40	.325	56	71	.789	28	99	127	66	72	0	22	38	15	289	96.3

PLAYER	-- SINGLE-GAME HIGHS --								----- AVERAGE PER GAME -----								-CAREER HIGHS (C=SET, T=TIED THIS SEASON)-							
	MIN	REB	AST	ST	TO	BL	PTS		MIN	REB	AST	STL	TO	BLK	PTS		FG	FGA	FT	FTA	REB	AST	PTS	
Griffin	40	13	5	2	2	1	28		34.3	11.0	2.7	1.00	1.7	0.67	21.7		13	21T	8T	14C	14	10	31	
Paul	39	9	14	2	2	1	18		33.8	6.3	11.0	1.33	1.7	0.33	17.0		17	27	11	13	9C	16	43	
Crawford	39	6	3	2	3	1	23		31.1	3.7	2.3	0.67	2.3	0.33	15.3		10	22	10	14	7	8	29	
Barnes	35	7	2	1	2	0	15		29.1	4.5	1.5	0.50	1.5	0.00	13.5		13	28	7C	7T	14	5	36	
Redick	27	2	2	0	1	0	12		27.4	2.0	2.0	0.00	1.0	0.00	12.0		4	13C	5C	5T	3	3	15	
Jamison	17	4	1	1	0	0	11		16.5	4.0	1.0	1.00	0.0	0.00	11.0		18	30	11	14	18	6	41	
Collison	21	1	3	1	4	0	15		15.9	0.7	2.0	0.33	2.0	0.00	9.0		7	15	9	10	6	18	17	
Jordan	42	16	2	2	2	3	10		38.7	14.0	1.0	0.67	1.0	2.67	7.7		9	13	5	9	16C	2T	23	
Mullens	14	2	0	1	0	0	6		13.7	2.0	0.0	1.00	0.0	0.00	6.0		7	21	3	4	11	2	18	
Dudley	26	1	1	1	2	0	7		21.9	0.7	0.3	0.33	1.3	0.00	5.3		9	16	6	8	9	5	20	
Bullock	21	2	0	0	1	0	9		12.0	1.0	0.0	0.00	0.5	0.00	4.5		3C	5C	0C	0C	2C	0C	9C	
Green	21	1	0	1	0	1	5		12.2	0.5	0.0	0.50	0.0	0.50	2.5		10	23	4	5	5	4	23	
Hollins	11	1	0	1	1	0	1		7.2	0.7	0.0	0.33	0.3	0.00	0.3		7	9	2	5	8	3	15	
Turkoglu (TOT)	7	1	1	1	2	0	0		6.8	1.0	1.0	1.00	2.0	0.00	0.0		10	18	6	8	9	7	26	
Turkoglu (LAC)	7	1	1	1	2	0	0		6.8	1.0	1.0	1.00	2.0	0.00	0.0									
CLIPPERS	240	47	23	7	15	5	102		240.0	44.0	21.7	6.33	12.7	4.33	99.7		47	100	31	43C	60	36	126	
GRIZZLIES	240	47	27	8	17	9	106		240.0	42.3	22.0	7.33	12.7	5.00	96.3		46	101	31	47	61	32	125	

WESTERN CONFERENCE PLAYOFF OPPONENTS

HOUSTON ROCKETS

#4 Seed



54-28, .659

2nd, Southwest Division

2013-14 SEASON RECAP

Houston finished with 54 wins, the fourth-most in franchise history, as the team clinched its second-straight playoff berth and earned its highest finish in the Southwest division (2nd) since finishing second in the 2008-09 season. The offseason addition of center **Dwight Howard**, who finished with 47 double-doubles on the year, gave the Rockets a strong post presence to pair with All-Star guard **James Harden**. Harden averaged over 25 points for the second straight season while posting a career high in assists per game. The season was highlighted by an 11-game home winning streak that was just the ninth double-digit home winning streak in team history.

2013-14 FINAL REGULAR SEASON STATISTICS

Through April 16 (54-28)

HOUSTON ROCKETS

2013-2014 REGULAR SEASON STATISTICS

PLAYER	G	GS	MIN	FG	FGA	PCT	FG	FGA	PCT	FT	FTA	PCT	OFF	DEF	TOT	AST	PF	DQ	STL	TO	BLK	PTS	AVG
Harden	73	73	2777	549	1205	.456	177	483	.366	576	665	.866	61	283	344	446	177	0	115	265	29	1851	25.4
Howard	71	71	2396	473	800	.591	2	7	.286	349	638	.547	231	635	866	131	240	0	60	229	128	1297	18.3
Parsons	74	74	2783	466	987	.472	130	351	.370	164	221	.742	69	340	409	298	168	1	88	144	29	1226	16.6
Lin	71	33	2054	295	662	.446	82	229	.358	218	265	.823	34	153	187	294	166	0	68	176	27	890	12.5
Jones	76	71	2078	386	712	.542	31	101	.307	118	195	.605	162	366	528	87	139	0	53	71	99	921	12.1
Beverley	56	55	1751	199	481	.414	92	255	.361	83	102	.814	72	124	196	151	174	4	77	66	23	573	10.2
Daniels	5	1	75	15	31	.484	12	25	.480	0	0	---	0	4	4	5	6	0	0	3	0	42	8.4
Brooks	43	0	716	104	263	.395	54	132	.409	37	44	.841	23	39	62	83	76	0	25	51	6	299	7.0
Casspi	71	2	1283	173	410	.422	61	176	.347	83	122	.680	55	205	260	88	100	0	44	72	14	490	6.9
Hamilton (TOT)	60	12	1020	147	376	.391	70	198	.354	40	51	.784	32	162	194	52	67	0	44	46	20	404	6.7
Hamilton (HOU)	21	1	349	48	122	.393	25	69	.362	17	20	.850	9	52	61	18	36	0	13	19	7	138	6.6
Asik	48	19	968	101	190	.532	0	0	---	78	126	.619	101	277	378	25	92	1	14	59	37	280	5.8
Garcia	55	4	1083	118	294	.401	69	193	.358	10	19	.526	21	101	122	63	120	1	27	30	33	315	5.7
Motiejunas	62	3	952	131	296	.443	21	84	.250	58	96	.604	60	165	225	34	132	4	20	49	21	341	5.5
Canaan	22	0	252	31	87	.356	18	55	.327	21	29	.724	7	17	24	22	25	0	8	21	4	101	4.6
Powell	1	0	19	2	6	.333	0	0	---	0	0	---	0	5	5	0	1	0	0	1	1	4	4.0
Smith	11	0	100	18	28	.643	0	0	---	2	5	.400	11	16	27	0	17	1	1	5	2	38	3.5
Covington	7	0	34	6	14	.429	4	11	.364	0	0	---	2	3	5	0	3	0	2	1	0	16	2.3
Brewer	23	3	158	3	15	.200	1	8	.125	0	2	.000	2	12	14	10	4	0	6	2	1	7	0.3
Pittman (TOT)	2	0	3	0	1	.000	0	0	---	0	2	.000	3	0	3	0	0	0	0	0	0	0	0.0
ROCKETS	82	-	19830	3118	6603	.472	779	2179	.358	1814	2549	.712	920	2797	3717	1755	1676	12	621	1323	461	8829	107.7
OPPONENTS	82	-	19830	3197	7218	.443	666	1889	.353	1395	1844	.757	977	2439	3416	1821	1993	16	704	1149	460	8455	103.1

PLAYER	MIN	REB	AST	ST	TO	BL	PTS	MIN	REB	AST	STL	TO	BLK	PTS	FG	FGA	FT	FTA	REB	AST	PTS
Harden	48	10	13	6	8	3	43	38.0	4.7	6.1	1.58	3.6	0.40	25.4	14T	28C	22C	25C	12	13C	46
Howard	45	26	7	4	8	6	35	33.8	12.2	1.8	0.85	3.2	1.80	18.3	16	24	25	39	26T	7T	45
Parsons	50	12	11	4	5	4	34	37.6	5.5	4.0	1.19	1.9	0.39	16.6	13	24C	10C	11C	13	11T	34C
Lin	49	11	11	4	8	2	34	28.9	2.6	4.1	0.96	2.5	0.38	12.5	13	24	12	13	11C	14	38
Jones	42	17	6	4	4	6	36	27.3	6.9	1.1	0.70	0.9	1.30	12.1	14C	20C	7C	10C	17C	6C	36C
Beverley	42	11	8	5	5	3	20	31.3	3.5	2.7	1.38	1.2	0.41	10.2	7C	15C	7C	8T	11C	9	20C
Daniels	44	2	5	0	1	0	22	15.0	0.8	1.0	0.00	0.6	0.00	8.4	8C	16C	0C	0C	2C	5C	22C
Brooks	34	4	7	3	4	1	26	16.7	1.4	1.9	0.58	1.2	0.14	7.0	14	30	12	13	10	17	43
Casspi	33	12	7	3	5	2	20	18.1	3.7	1.2	0.62	1.0	0.20	6.9	10	19	8	9	12T	7C	24
Hamilton (TOT)	33	9	7	5	5	2	19	17.0	3.2	0.9	0.73	0.8	0.33	6.7	8C	14T	4C	4T	9T	7C	19C
Hamilton (HOU)	33	8	3	2	3	1	16	16.6	2.9	0.9	0.62	0.9	0.33	6.6							
Asik	43	23	3	3	3	4	18	20.2	7.9	0.5	0.29	1.2	0.77	5.8	11	14	11	14	23C	4	22
Garcia	35	6	6	3	3	4	21	19.7	2.2	1.1	0.49	0.5	0.60	5.7	13	25	10	13	12	7	31
Motiejunas	30	15	3	2	5	3	20	15.4	3.6	0.5	0.32	0.8	0.34	5.5	9C	12	4T	6T	15C	5	20C
Canaan	27	4	6	2	4	2	15	11.5	1.1	1.0	0.36	1.0	0.18	4.6	6C	10C	6C	8C	4C	6C	15C
Powell	19	5	0	0	1	1	4	19.4	5.0	0.0	0.00	1.0	1.00	4.0	11	15	7	10	13	5	22
Smith	20	9	0	1	1	1	12	9.1	2.5	0.0	0.09	0.5	0.18	3.5	8	12	9	12	19	4	21
Covington	11	2	0	1	1	0	6	4.8	0.7	0.0	0.29	0.1	0.00	2.3	2C	5C	0C	0C	2C	0C	6C
Brewer	25	2	2	1	1	1	3	6.9	0.6	0.4	0.26	0.1	0.04	0.3	11	19	9	14	13	10	26
Pittman (TOT)	2	3	0	0	0	0	0	1.5	1.5	0.0	0.00	0.0	0.00	0.0	7	11	4	4	7	3	16
ROCKETS	290	60	36	15	26	15	145	241.8	45.3	21.4	7.57	16.1	5.62	107.7	67	138	47	65	89	50	156
OPPONENTS	290	56	38	14	24	10	137	241.8	41.7	22.2	8.59	14.0	5.61	103.1	67	131	46	62	82	47	165

2013-14 Season Series with Houston Rockets

NATIONAL BASKETBALL ASSOCIATION

OFFICIAL SCORER'S REPORT

FINAL BOX

11/25/2013 FedExForum, Memphis, TN

Time of Game: 2:07

Attendance: 15,246

Officials: #19 James Capers, #29 Mark Lindsay, #77 Karl Lane

VISITOR: Houston Rockets (10-5)

NO	PLAYER	MIN	FG	FGA	3P	3PA	FT	FTA	OR	DR	TOT	A	PF	ST	TO	BS	PTS	
25	Chandler Parsons	F 36:36	8	9	1	2	0	0	0	3	3	1	2	0	3	0	17	
6	Terrence Jones	F 25:30	4	10	0	2	3	6	2	3	5	2	1	0	1	2	11	
12	Dwight Howard	C 27:01	6	10	0	0	3	6	2	5	7	1	3	0	5	1	15	
7	Jeremy Lin	G 31:30	4	8	0	2	6	7	0	4	4	2	0	2	2	0	14	
2	Patrick Beverley	G 39:22	4	9	1	5	0	0	1	2	3	2	2	1	2	1	9	
18	Omri Casspi	22:30	4	6	2	3	6	6	0	3	3	0	2	1	1	0	16	
0	Aaron Brooks	16:11	1	6	1	4	0	0	2	1	3	1	3	1	1	0	3	
32	Francisco Garcia	20:21	2	8	1	6	1	2	0	5	5	2	6	2	3	2	6	
3	Omer Asik	20:59	1	3	0	0	0	0	4	6	10	1	1	0	0	0	2	
10	Ronnie Brewer	DND - Strained Right Calf																
13	James Harden	DND - Sore Left Foot																
20	Donatas Motiejunas	DNP - Coach's Decision																
4	Greg Smith	DND - Sprained Right Knee																
TOTALS:			34	69	6	24	19	27	11	32	43	12	20	7	18	6	93	
PERCENTAGES:				49.3%		25.0%		70.4%		TM REB: 11							TOT TO: 20 (19 PTS)	

HOME: MEMPHIS GRIZZLIES (7-7)

NO	PLAYER	MIN	FG	FGA	3P	3PA	FT	FTA	OR	DR	TOT	A	PF	ST	TO	BS	PTS	
21	Tayshaun Prince	F 34:53	7	10	1	1	1	2	1	0	1	2	1	1	1	0	16	
50	Zach Randolph	F 34:51	5	12	0	1	3	4	1	5	6	2	3	0	4	0	13	
41	Kosta Koufos	C 30:46	4	7	0	0	0	0	7	6	13	2	3	0	1	2	8	
9	Tony Allen	G 30:22	6	12	0	1	3	4	1	1	2	1	3	8	4	2	15	
11	Mike Conley	G 33:42	2	14	1	3	5	6	1	1	2	10	2	1	0	0	10	
7	Jerryd Bayless	17:38	1	7	0	2	0	0	0	2	2	0	2	1	2	0	2	
32	Ed Davis	15:35	3	5	0	0	0	0	2	2	4	1	1	1	0	2	6	
13	Mike Miller	17:29	2	4	2	4	2	2	0	3	3	1	2	1	0	0	8	
30	Jon Leuer	10:26	2	7	0	0	0	0	1	1	2	0	3	1	1	1	4	
12	Nick Calathes	14:18	2	4	0	1	0	0	0	0	0	3	2	0	2	0	4	
22	Jamaal Franklin	DNP - Coach's Decision																
20	Quincy Pondexter	DNP - Coach's Decision																
TOTALS:			34	82	4	13	14	18	14	21	35	22	22	12	15	7	86	
PERCENTAGES:				41.5%		30.8%		77.8%		TM REB: 6							TOT TO: 16 (24 PTS)	

SCORE BY PERIODS

	1	2	3	4	FINAL
Rockets	20	12	23	38	93
GRIZZLIES	24	20	19	23	86

Inactive: Rockets - Canaan, Covington

Grizzlies - Gasol

Technical Fouls - Individual

Rockets (2): Howard 8:20 1st, Beverley 7:17 3rd

GRIZZLIES: NONE

Pts. in the Pt. Rockets 52 (26/40), GRIZZLIES 46 (23/42)

2nd Chance Pts. Rockets 11 (5/10), GRIZZLIES 16 (8/15)

FB Pts. Rockets 20 (8/7), GRIZZLIES 6 (3/8)

Biggest Lead Rockets 9, GRIZZLIES 14

Lead Changes 2

Times Tied 6

Copyright (c) 2013 NBA Properties, INC. All Rights Reserved

WESTERN CONFERENCE PLAYOFF OPPONENTS

2013-2014 SEASON SERIES (2-2)

MEMPHIS GRIZZLIES

VS. HOUSTON

	-FIELD GOALS-									-3-POINT FG--			-FREE THROWS-			--REBOUNDS--										
PLAYER	G	GS	MIN	FG	FGA	PCT	FG	FGA	PCT	FT	FTA	PCT	OFF	DEF	TOT	AST	PF	DQ	STL	TO	BLK	PTS	AVG			
Lee (TOT)	3	2	83	18	34	.529	5	8	.625	10	10	1.000	1	4	5	6	5	0	1	1	1	51	17.0			
Lee (MEM)	2	2	60	11	18	.611	2	4	.500	10	10	1.000	1	2	3	5	3	0	1	1	1	34	17.0			
Randolph	4	4	143	26	65	.400	0	2	.000	14	24	.583	19	29	48	13	11	0	0	14	0	66	16.5			
Conley	4	4	135	18	52	.346	8	15	.533	8	11	.727	4	9	13	23	7	0	5	3	1	52	13.0			
Allen	2	2	52	10	23	.435	0	3	.000	3	4	.750	1	1	2	1	8	0	6	5	3	23	11.5			
Johnson	3	0	78	15	29	.517	2	8	.250	2	5	.400	6	10	16	13	11	0	8	6	3	34	11.3			
Prince	4	4	117	15	32	.469	3	5	.600	1	2	.500	1	10	11	9	2	0	2	2	0	34	8.5			
Gasol	2	2	55	5	13	.385	0	1	.000	5	6	.833	2	10	12	4	7	0	0	2	2	15	7.5			
Koufos	4	2	82	13	22	.591	0	0	---	1	2	.500	14	19	33	4	11	0	0	6	5	27	6.8			
Calathes	3	0	49	8	17	.471	1	4	.250	0	0	---	0	3	3	6	5	0	4	5	0	17	5.7			
Davis	4	0	64	11	24	.458	0	0	---	0	0	---	8	12	20	1	7	0	2	1	3	22	5.5			
Miller	4	0	66	8	19	.421	3	9	.333	3	4	.750	3	8	11	4	8	0	1	2	0	22	5.5			
Leuer	2	0	22	5	13	.385	0	0	---	0	0	---	1	1	2	0	4	0	1	1	1	10	5.0			
Bayless	2	0	34	4	14	.286	1	6	.167	0	0	---	1	2	3	3	6	0	1	2	0	9	4.5			
Franklin	1	0	5	0	0	---	0	0	---	0	0	---	0	1	1	0	1	0	0	0	0	0	0.0			
GRIZZLIES	4	-	960	149	341	.437	20	57	.351	47	68	.691	61	117	178	86	91	0	31	54	19	365	91.3			
ROCKETS	4	-	960	127	300	.423	34	114	.298	73	98	.745	35	118	153	64	73	1	20	57	22	361	90.3			

PLAYER	-- SINGLE-GAME HIGHS --								----- AVERAGE PER GAME -----								-CAREER HIGHS (C=SET, T=TIED THIS SEASON)-							
	MIN	REB	AST	ST	TO	BL	PTS		MIN	REB	AST	STL	TO	BLK	PTS		FG	FGA	FT	FTA	REB	AST	PTS	
Lee (TOT)	31	2	3	1	1	1	19		27.7	1.7	2.0	0.33	0.3	0.33	17.0		10	16C	6C	6C	5	3T	24	
Lee (MEM)	31	2	3	1	1	1	19		29.9	1.5	2.5	0.50	0.5	0.50	17.0									
Randolph	43	17	5	0	4	0	23		35.7	12.0	3.3	0.00	3.5	0.00	16.5		14	25	9	13	22	5C	31	
Conley	38	4	10	2	2	1	17		33.8	3.3	5.8	1.25	0.8	0.25	13.0		7	16	5T	6T	9	10T	21	
Allen	30	2	1	6	4	2	15		25.8	1.0	0.5	3.00	2.5	1.50	11.5		8	15	7	8	7	3	16	
Johnson	28	7	8	4	3	2	12		26.0	5.3	4.3	2.67	2.0	1.00	11.3		6	12T	4	6	8	8C	16	
Prince	35	5	4	1	1	0	16		29.2	2.8	2.3	0.50	0.5	0.00	8.5		13	22	6	8	10	5	29	
Gasol	31	7	2	0	2	1	9		27.4	6.0	2.0	0.00	1.0	1.00	7.5		8	16	8	9	12	5	21	
Koufos	31	13	2	0	2	3	14		20.6	8.3	1.0	0.00	1.5	1.25	6.8		7C	9	2	2T	13C	2C	14T	
Calathes	20	2	3	3	2	0	11		16.3	1.0	2.0	1.33	1.7	0.00	5.7		5C	10C	0C	0C	2C	3C	11C	
Davis	17	6	1	1	1	2	10		15.9	5.0	0.3	0.50	0.3	0.75	5.5		6	9	2	2	15	2	13	
Miller	20	5	1	1	2	0	8		16.4	2.8	1.0	0.25	0.5	0.00	5.5		15	24	6	6	12	8	37	
Leuer	12	2	0	1	1	1	6		11.0	1.0	0.0	0.50	0.5	0.50	5.0		3C	7C	0T	0T	2C	0T	6C	
Bayless	18	2	3	1	2	0	7		17.1	1.5	1.5	0.50	1.0	0.00	4.5		7	14	5	6	5	5	17	
Franklin	5	1	0	0	0	0	0		4.6	1.0	0.0	0.00	0.0	0.00	0.0		0C	0C	0C	0C	1C	0C	0C	
GRIZZLIES	240	52	23	12	17	7	99		240.0	44.5	21.5	7.75	13.5	4.75	91.3		49	100	34	41	56	37	115	
ROCKETS	240	43	21	7	20	7	100		240.0	38.3	16.0	5.00	14.3	5.50	90.3		45	95	33C	43	53	32	127	

WESTERN CONFERENCE PLAYOFF OPPONENTS

2013-2014 SEASON SERIES (2-2)

HOUSTON ROCKETS

VS. MEMPHIS

PLAYER	G	GS	MIN	-FIELD GOALS-			-3-POINT FG--			-FREE THROWS-			--REBOUNDS--			AST	PF	DQ	STL	TO	BLK	PTS	AVG
				FG	FGA	PCT	FG	FGA	PCT	FT	FTA	PCT	OFF	DEF	TOT								
Parsons	4	4	160	29	54	.537	12	26	.462	7	8	.875	3	20	23	9	7	0	2	8	0	77	19.3
Harden	3	3	118	10	33	.303	2	13	.154	31	35	.886	3	9	12	21	4	0	1	6	2	53	17.7
Jones	4	4	114	21	41	.512	1	7	.143	5	12	.417	5	14	19	9	5	0	1	4	5	48	12.0
Lin	4	2	124	15	35	.429	2	11	.182	15	17	.882	1	11	12	10	5	0	4	10	2	47	11.8
Howard	4	4	109	16	36	.444	0	0	---	6	14	.429	6	31	37	2	16	0	4	13	4	38	9.5
Casspi	4	0	70	10	22	.455	4	10	.400	8	8	1.000	0	8	8	0	3	0	2	3	0	32	8.0
Beverley	3	3	106	8	31	.258	5	19	.263	0	0	---	6	5	11	4	11	0	1	2	2	21	7.0
Covington	1	0	7	2	4	.500	2	4	.500	0	0	---	1	0	1	0	1	0	0	0	0	6	6.0
Garcia	2	0	37	4	12	.333	3	10	.300	1	2	.500	0	7	7	2	8	1	2	3	3	12	6.0
Brooks	3	0	41	6	17	.353	3	10	.300	0	0	---	3	1	4	5	4	0	1	2	0	15	5.0
Motiejunas	3	0	55	5	12	.417	0	4	.000	0	2	.000	3	6	9	1	8	0	2	4	4	10	3.3
Asik	1	0	21	1	3	.333	0	0	---	0	0	---	4	6	10	1	1	0	0	0	0	2	2.0
ROCKETS	4	-	960	127	300	.423	34	114	.298	73	98	.745	35	118	153	64	73	1	20	57	22	361	90.3
GRIZZLIES	4	-	960	149	341	.437	20	57	.351	47	68	.691	61	117	178	86	91	0	31	54	19	365	91.3

PLAYER	-- SINGLE-GAME HIGHS --							----- AVERAGE PER GAME -----							-CAREER HIGHS (C=SET, T=TIED THIS SEASON)-						
	MIN	REB	AST	ST	TO	BL	PTS	MIN	REB	AST	STL	TO	BLK	PTS	FG	FGA	FT	FTA	REB	AST	PTS
Parsons	44	11	5	1	3	0	34	39.9	5.8	2.3	0.50	2.0	0.00	19.3	11C	17C	5C	6C	11C	5C	34C
Harden	44	6	13	1	3	1	27	39.2	4.0	7.0	0.33	2.0	0.67	17.7	9	24	22C	25C	7	13C	31
Jones	31	6	3	1	2	2	20	28.4	4.8	2.3	0.25	1.0	1.25	12.0	10C	14C	3C	6C	12	3C	20C
Lin	37	6	3	2	4	1	18	31.0	3.0	2.5	1.00	2.5	0.50	11.8	5T	13T	6C	7C	6T	11	18C
Howard	33	12	1	2	5	2	15	27.2	9.3	0.5	1.00	3.3	1.00	9.5	10	14	11	17	23	3	31
Casspi	23	3	0	1	1	0	16	17.4	2.0	0.0	0.50	0.8	0.00	8.0	6	11	6C	6C	8	2	16C
Beverley	39	5	2	1	2	1	9	35.4	3.7	1.3	0.33	0.7	0.67	7.0	4C	11C	4	4	5T	3	9T
Covington	7	1	0	0	0	0	6	6.7	1.0	0.0	0.00	0.0	0.00	6.0	2C	4C	0C	0C	1C	0C	6C
Garcia	20	5	2	2	3	2	6	18.3	3.5	1.0	1.00	1.5	1.50	6.0	7	16	9	9	8	5	22
Brooks	16	3	2	1	1	0	6	13.6	1.3	1.7	0.33	0.7	0.00	5.0	11	21	5	5	8	7	31
Motiejunas	23	4	1	2	2	3	6	18.3	3.0	0.3	0.67	1.3	1.33	3.3	7	11	2	2T	4C	1C	16
Asik	21	10	1	0	0	0	2	21.0	10.0	1.0	0.00	0.0	0.00	2.0	5	9	4	6	13	2	14
ROCKETS	240	43	21	7	20	7	100	240.0	38.3	16.0	5.00	14.3	5.50	90.3	45	95	33C	43	53	32	127
GRIZZLIES	240	52	23	12	17	7	99	240.0	44.5	21.5	7.75	13.5	4.75	91.3	49	100	34	41	56	37	115

WESTERN CONFERENCE PLAYOFF OPPONENTS

PORTLAND TRAIL BLAZERS

#5 Seed



54-28, .659

2nd, Northwest Division

2013-14 SEASON RECAP

After two consecutive sub-.500 seasons, Portland bounced back with the 12th 50-win season in franchise history and grabbed a top-five seed for the first time since the 2008-09 season. The Trail Blazers improved by 21 games compared to last year, the largest increase in wins between 82-game seasons in team history. All-Star point guard **Damian Lillard** became the first Trail Blazer and 25th player in NBA history to connect on at least 200 three-pointers in a season. Fellow All-Star **LaMarcus Aldridge** averaged a double-double for the first time in his career while offseason acquisition **Robin Lopez** became the first player to post at least 300 offensive rebounds and 130 blocks since **Dwight Howard** in 2010-11. Portland was the only team in the NBA to post 13 wins within its division.

2013-14 FINAL REGULAR SEASON STATISTICS

Through April 16 (54-28)

PORTLAND TRAIL BLAZERS

2013-2014 REGULAR SEASON STATISTICS

PLAYER				-FIELD GOALS-			-3-POINT FG--			-FREE THROWS-			--REBOUNDS--																			
	G	GS	MIN	FG	FGA	PCT	FG	FGA	PCT	FT	FTA	PCT	OFF	DEF	TOT	AST	PF	DQ	STL	TO	BLK	PTS	AVG									
Aldridge	69	69	2499	652	1423	.458	3	15	.200	296	360	.822	166	600	766	178	147	1	63	123	68	1603	23.2									
Lillard	82	82	2937	553	1304	.424	218	554	.394	371	426	.871	35	253	288	457	197	1	64	193	22	1695	20.7									
Matthews	82	82	2780	445	1009	.441	201	511	.393	252	301	.837	51	238	289	197	176	0	76	110	14	1343	16.4									
Batum	82	82	2956	381	819	.465	145	402	.361	163	203	.803	116	495	611	420	156	1	75	208	57	1070	13.0									
Lopez	82	82	2604	355	644	.551	0	1	.000	198	242	.818	326	373	699	73	196	2	25	84	139	908	11.1									
Williams	74	0	1833	280	672	.417	83	225	.369	78	89	.876	42	111	153	321	197	1	55	149	10	721	9.7									
McCollum	38	0	476	74	178	.416	30	80	.375	23	34	.676	7	41	48	27	53	0	14	35	2	201	5.3									
Wright	68	13	984	111	297	.374	69	202	.342	52	69	.754	29	162	191	64	62	0	23	39	16	343	5.0									
Robinson	70	0	873	141	293	.481	0	1	.000	57	101	.564	105	202	307	34	131	1	23	57	20	339	4.8									
Barton	41	0	387	65	156	.417	10	33	.303	26	32	.813	16	58	74	33	31	0	9	18	7	166	4.0									
Freeland	52	0	727	77	162	.475	0	2	.000	20	29	.690	88	120	208	36	95	0	10	32	22	174	3.3									
Leonard	40	0	355	41	91	.451	0	6	.000	16	21	.762	26	85	111	18	76	0	7	15	5	98	2.5									
Claver	21	0	184	17	42	.405	3	18	.167	10	11	.909	9	30	39	12	16	0	3	11	3	47	2.2									
Crabbe	15	0	100	12	33	.364	6	14	.429	3	4	.750	1	8	9	6	10	1	2	3	1	33	2.2									
Watson	24	0	161	3	11	.273	2	7	.286	4	4	1.000	5	10	15	28	33	0	5	17	1	12	0.5									
TRAIL BLAZERS	82	-	19855	3207	7134	.450	770	2071	.372	1569	1926	.815	1022	2786	3808	1904	1576	8	454	1125	387	8753	106.7									
OPPONENTS	82	-	19855	3248	7203	.451	534	1504	.355	1396	1822	.766	944	2622	3566	1675	1698	17	639	984	304	8426	102.8									

	-- SINGLE-GAME HIGHS --							----- AVERAGE PER GAME -----							--CAREER HIGHS (C=SET, T=TIED THIS SEASON)--										
PLAYER	MIN	REB	AST	ST	TO	BL	PTS	MIN	REB	AST	STL	TO	BLK	PTS	FG	FGA	FT	FTA	REB	AST	PTS				
Aldridge	43	25	6	4	5	5	44	36.2	11.1	2.6	0.91	1.8	0.99	23.2	17C	31C	16C	19C	25C	8	44C				
Lillard	45	8	11	3	7	2	41	35.8	3.5	5.6	0.78	2.4	0.27	20.7	15T	28C	12C	14T	8T	12	41C				
Matthews	42	12	7	3	5	2	28	33.9	3.5	2.4	0.93	1.3	0.17	16.4	12T	24	12C	13C	12C	10	36				
Batum	45	18	14	5	7	3	24	36.0	7.5	5.1	0.91	2.5	0.70	13.0	13	24	9	12	18C	14C	35				
Lopez	45	18	4	2	4	7	20	31.8	8.5	0.9	0.30	1.0	1.70	11.1	13	18	15	17	18C	4C	30				
Williams	34	6	11	3	5	2	23	24.8	2.1	4.3	0.74	2.0	0.14	9.7	18	31	12	13	11	15	44				
McCollum	28	4	3	2	5	1	19	12.5	1.3	0.7	0.37	0.9	0.05	5.3	6C	12C	4C	6C	4C	3C	19C				
Wright	28	8	5	2	3	1	17	14.5	2.8	0.9	0.34	0.6	0.24	5.0	14	24	10	12	18	9	34				
Robinson	33	18	3	3	4	2	15	12.5	4.4	0.5	0.33	0.8	0.29	4.8	6T	13C	5C	10	18C	3T	15T				
Barton	35	11	4	2	2	1	23	9.4	1.8	0.8	0.22	0.4	0.17	4.0	8T	20C	8	9	13	6	23C				
Freeland	27	12	3	1	4	2	11	14.0	4.0	0.7	0.19	0.6	0.42	3.3	5T	10	3T	4T	12C	3C	13				
Leonard	20	10	4	1	2	2	8	8.9	2.8	0.5	0.17	0.4	0.13	2.5	9	17	5	6	10T	4C	22				
Claver	24	6	4	2	2	1	13	8.8	1.9	0.6	0.14	0.5	0.14	2.2	5T	12	3C	4	10	4T	13C				
Crabbe	29	5	2	1	2	1	8	6.7	0.6	0.4	0.13	0.2	0.07	2.2	3C	8C	2C	3C	5C	2C	8C				
Watson	16	3	3	2	3	1	3	6.7	0.6	1.2	0.21	0.7	0.04	0.5	11	20	8	11	10	16	28				
TRAIL BLAZERS	265	65	41	12	21	12	139	242.1	46.4	23.2	5.54	13.7	4.72	106.7	65	125	53	64	75	49	156				
OPPONENTS	265	64	31	17	22	10	126	242.1	43.5	20.4	7.79	12.0	3.71	102.8	67	125	49	63	78	48	162				

NATIONAL BASKETBALL ASSOCIATION													OFFICIAL SCORER'S REPORT FINAL BOX												
1/28/2014 Moda Center, Portland, OR													Time of Game: 2:06												
Officials: #41 Ken Mauer, #61 Courtney Kirkland, #66 Haywood Workman													Attendance: 19,385												
VISITOR: Memphis Grizzlies (23-20)																									
NO	PLAYER	MIN	FG	FGA	3P	3PA	FT	FTA	OR	DR	TOT	A	P	F	ST	TO	BS	PTS							
21	Tayshaun Prince	F 31:10	2	6	0	1	0	0	0	6	6	3	0	0	1	0	1	4							
50	Zach Randolph	F 36:08	11	22	0	1	1	1	5	5	10	3	5	1	0	0	23								
33	Marco Gasol	C 34:45	7	13	0	0	1	1	0	8	8	4	3	3	5	1	15								
5	Courtney Lee	G 31:29	5	9	1	2	1	2	0	1	1	1	1	1	3	1	0	12							
11	Mike Conley	G 34:26	8	14	2	4	1	2	0	3	3	7	1	1	2	0	19								
12	Nick Calathes	13:24	1	5	0	1	0	0	0	4	4	4	0	0	0	0	2								
3	James Johnson	16:58	1	2	0	1	2	2	3	3	6	1	4	0	3	0	4								
32	Ed Davis	12:29	0	1	0	0	0	0	0	2	2	0	2	0	0	0	0								
41	Kosta Koufos	11:03	3	5	0	0	0	2	1	2	3	0	3	1	0	1	6								
13	Mike Miller	15:48	4	5	3	3	0	0	0	2	2	1	1	0	1	0	11								
22	Jamail Franklin	1:15	1	1	0	0	0	0	0	0	0	0	0	0	0	0	2								
30	Jon Leuer	1:15	0	0	0	0	0	0	0	1	1	0	0	0	0	0	0								
9	Tony Allen	DNP - Coach's Decision																							
TOTALS:			43	83	6	13	6	10	9	37	46	24	20	9	13	2	98								
PERCENTAGES:			51.8%		46.2%		60.0%		TM REB: 7		TOT TO: 13 (12 PTS)														
HOME: PORTLAND TRAIL BLAZERS (33-13)																									
NO	PLAYER	MIN	FG	FGA	3P	3PA	FT	FTA	OR	DR	TOT	A	P	F	ST	TO	BS	PTS							
88	Nicolas Batum	F 38:49	4	11	0	4	2	3	0	6	6	4	0	1	2	0	10								
12	LaMarcus Aldridge	F 36:47	11	23	0	0	5	7	4	12	16	2	3	0	3	2	27								
42	Robin Lopez	C 34:56	4	10	0	0	6	8	2	3	5	0	0	0	0	0	8								
2	Wesley Matthews	G 34:58	2	9	2	6	2	2	0	3	3	5	1	0	1	0	8								
0	Damian Lillard	G 37:25	7																						

NATIONAL BASKETBALL ASSOCIATION

3/11/2014 FedExForum, Memphis, TN

Officials: #5 Tony Brown, #61 Courtney Kirkland, #8 Marc Davis

OFFICIAL SCORER'S REPORT

FINAL BOX

Time of Game: 2:04

Attendance: 17,381

VISITOR: Portland Trail Blazers (42-22)

NO PLAYER

88	Nicolas Batum	F	37:38	5	13	3	5	2	4	1	7	8	1	0	0	0	0	15		
12	LaMarcus Aldridge	F	37:34	8	23	0	0	3	4	5	5	10	1	3	0	1	2	19		
42	Robin Lopez	C	27:04	2	2	0	0	2	4	4	2	6	1	3	0	0	0	6		
2	Wesley Matthews	G	34:34	1	7	0	2	3	4	1	1	2	3	1	2	0	0	5		
0	Damian Lillard	G	38:38	8	21	4	8	12	13	2	2	4	7	4	0	2	0	32		
25	Mo Williams		11:10	2	5	0	1	0	0	0	0	0	3	2	0	1	0	4		
11	Meyers Leonard		14:10	4	6	0	0	0	0	2	3	5	0	2	0	0	0	8		
3	CJ McCollum		20:10	0	2	0	1	0	0	0	0	0	1	2	1	2	0	0		
41	Thomas Robinson		17:12	4	6	0	0	0	0	1	3	4	0	4	0	2	0	8		
18	Victor Oladipo		0:55	1	1	0	0	0	0	0	0	0	0	0	0	0	0	2		
5	Will Barton		0:55	0	0	0	0	0	0	0	0	0	1	1	0	0	0	0		
17	Earl Watson	DNP - Coach's Decision																		
1	Doron Wright	DNP - Coach's Decision																		
TOTALS:				35	86	7	17	22	29	16	24	40	18	21	3	8	2	99		
PERCENTAGES:				40.7%			41.2%		75.9%										TOT TOT: 8 (13 PTS)	

HOME: MEMPHIS GRIZZLIES (37-26)

NO PLAYER

21	Tayshaun Prince	F	22:32	4	8	0	0	1	1	0	4	4	1	0	0	1	1	9		
50	Zach Randolph	F	37:34	8	19	0	0	2	3	7	5	12	4	4	1	1	0	18		
33	Marco Asamo	G	14:40	1	4	0	1	3	6	9	9	7	2	2	1	1	19			
5	Courtney Lee	G	25:18	7	12	1	4	1	0	1	1	0	1	0	1	1	0	16		
11	Mike Conley	G	28:54	7	14	2	3	1	1	0	4	4	4	2	2	0	0	17		
41	Kosta Koufos		19:58	1	2	0	0	0	0	1	3	4	0	1	0	3	2	2		
12	Nick Calathes		19:06	3	4	1	1	0	0	0	2	2	9	2	1	1	0	7		
9	Tony Allen		22:42	3	3	1	1	0	0	0	3	3	2	3	1	0	0	7		
13	Mike Miller		25:28	6	10	1	2	1	2	1	1	2	0	2	1	2	0	14		
30	Jon Leuer		0:55	0	0	0	0	0	0	0	0	0	0	0	0	0	0	0		
32	Ed Davis	DNP - Coach's Decision																		
3	James Johnson	DNP - Coach's Decision																		
19	Beno Udrih	DNP - Coach's Decision																		
TOTALS:				47	84	6	12	9	13	9	32	41	27	18	7	11	4	109		
PERCENTAGES:				56.0%			50.0%		69.2%										TOT TOT: 11 (6 PTS)	

SCORE BY PERIODS

	1	2	3	4	FINAL
Trail Blazers	23	24	22	30	99
GRIZZLIES	22	32	24	31	109

Inactive: Trail Blazers - Crabbe, Freeled GRIZZLES - Franklin, Pondexter

Technical Fouls - Deley of Game

Trail Blazers: NONE

GRIZZLIES (1): 5:08 4th

Pts. In the Pt, Trail Blazers 36 (18/38), GRIZZLIES 54 (27/45)

2nd Chance Pts, Trail Blazers 19 (8/12), GRIZZLES 5 (2/7)

FB Pts. Trail Blazers 12 (5/8), GRIZZLIES 20 (9/12)

Biggest Lead Trail Blazers 4, GRIZZLIES 15

Lead Changes 9

Times Tied 2

Copyright (c) 2014 NBA Properties, INC. All Rights Reserved

NATIONAL BASKETBALL ASSOCIATION

OFFICIAL SCORER'S REPORT
FINAL BOX

3/30/2014 Moda Center, Portland, OR

Time of Game: 2:11

Officials: #14 Ed Malloy, #59 Gary Zlotnik, #70 Brent Barnaky

Attendance: 19,994 (Sellout)

VISITOR: Memphis Grizzlies (43-30)

A PF ST TO BS PTS

NO PLAYER

MN FG FGA 3P 3PA FT FTA OR DR TOT

21 Tayshaun Prince F 27:19 2 3 0 1 0 0 0 3 3 2 0 0 1 0 1 0 4

50 Zach Randolph F 35:47 10 17 0 0 1 2 4 3 7 3 4 2 4 0 0 21

33 Marc Gasol C 35:57 8 17 0 1 4 6 2 3 5 4 5 0 1 1 20

5 Courtney Lee G 20:23 3 5 0 1 0 0 0 3 3 3 2 1 0 0 6

11 Mike Conley G 37:33 6 19 2 6 2 4 2 3 5 9 0 3 1 0 16

9 Tony Allen 10:14 2 5 0 0 0 0 2 3 5 0 1 1 0 0 0 4

1 Mike Miller 27:51 5 9 2 5 0 0 0 4 4 2 1 2 1 1 12

4 Kosta Koufos 8:16 1 4 0 0 0 0 1 1 2 0 1 0 0 0 2

12 Nick Calathas 8:35 0 2 0 0 0 0 0 1 1 2 0 0 0 0 0 0

32 Ed Davis 10:46 1 2 0 0 3 4 1 1 2 1 0 0 1 0 5

19 Beno Udrih 7:43 0 1 0 0 0 0 0 1 1 0 2 0 0 0 0 0

3 James Johnson 12:06 3 5 1 3 1 2 1 2 3 2 2 1 0 0 8

30 Jon Lauer DNP - Coach's Decision

TOTALS: 41 89 5 17 11 18 13 28 41 28 19 11 10 2 98

PERCENTAGES: 46.1% 29.4% 61.1% TM REB: 9 TOT TOT: 11 (11 PTS)

HOME: PORTLAND TRAIL BLAZERS (48-27)

A PF ST TO BS PTS

NO PLAYER

MN FG FGA 3P 3PA FT FTA OR DR TOT

88 Nikola Batum F 35:40 5 11 0 2 0 0 0 5 5 6 3 0 1 0 10

12 LaMarcus Aldridge F 33:18 10 20 0 0 8 8 1 3 4 0 3 1 0 0 28

42 Robin Lopez C 35:28 3 6 0 0 3 3 5 5 10 1 0 0 1 3 9

2 Wesley Matthews G 32:27 4 9 2 4 5 5 0 3 3 5 2 1 2 0 15

40 Damian Lillard G 37:55 4 10 2 5 3 4 0 4 4 5 0 2 4 0 13

1 Thomas Robinson 14:52 4 4 0 0 0 1 0 3 3 1 3 0 0 0 8

25 Mo Williams 28:46 7 9 1 3 2 2 0 1 1 4 3 2 4 0 17

5 Will Barton 8:47 2 5 0 0 0 0 0 1 1 2 0 0 0 0 4

1 Dorell Wright 10:27 0 1 0 1 1 2 0 7 7 1 2 0 1 0 1

18 Victor Cleaver DNP - Coach's Decision

11 Meyers Leonard DNP - Coach's Decision

3 CJ McCollum DNP - Coach's Decision

17 Earl Watson DNP - Coach's Decision

TOTALS: 39 75 5 15 22 25 7 32 39 23 16 6 13 3 105

PERCENTAGES: 52.0% 33.3% 88.0% TM REB: 5 TOT TOT: 13 (12 PTS)

SCORE BY PERIODS

1 2 3 4 FINAL

Grizzlies 23 22 25 28 98

TRAIL BLAZERS 25 32 29 19 105

Inactive: Grizzlies - Franklin, Pondexter Trail Blazers - Crabbe, Freeland

Technical Fouls - Individual

Grizzlies: NONE

TRAIL BLAZERS (1): Williams 2:09 1st

Pls. in the Pl. Grizzlies 44 (22/48), TRAIL BLAZERS 36 (18/34)

Biggest Lead Grizzlies 21

2nd Chance Pts. Grizzlies 21 (8/11), TRAIL BLAZERS 7 (3/7)

Lead Changes 6

FB Pts. Grizzlies 6 (3/3), TRAIL BLAZERS 9 (4/4)

Times Tied 7

Copyright (c) 2014 NBA Properties, INC. All Rights Reserved

WESTERN CONFERENCE PLAYOFF OPPONENTS

2013-2014 SEASON SERIES (2-1)

MEMPHIS GRIZZLIES

VS. PORTLAND

PLAYER				-FIELD GOALS-			-3-POINT FG--			-FREE THROWS-			--REBOUNDS--			AST	PF	DQ	STL	TO	BLK	PTS	AVG
	G	GS	MIN	FG	FGA	PCT	FG	FGA	PCT	FT	FTA	PCT	OFF	DEF	TOT								
Randolph	3	3	109	29	58	.500	0	1	.000	4	6	.667	16	13	29	10	13	0	4	5	0	62	20.7
Gasol	3	3	108	23	44	.523	0	2	.000	8	12	.667	2	20	22	15	11	0	3	8	3	54	18.0
Conley	3	3	101	21	47	.447	6	13	.462	4	7	.571	2	10	12	20	3	0	6	3	0	52	17.3
Miller	3	0	69	15	24	.625	6	10	.600	1	2	.500	1	7	8	3	4	0	3	4	1	37	12.3
Lee (TOT)	4	3	94	19	35	.543	3	9	.333	2	3	.667	0	6	6	6	7	0	6	3	2	43	10.8
Lee (MEM)	3	3	77	15	26	.577	2	7	.286	2	3	.667	0	5	5	4	5	0	6	3	0	34	11.3
Udrih (TOT)	2	1	39	5	8	.625	3	3	1.000	0	0	---	0	6	6	5	3	0	1	1	0	13	6.5
Udrih (MEM)	1	0	8	0	1	.000	0	0	---	0	0	---	0	1	1	0	2	0	0	0	0	0	0.0
Johnson	2	0	29	4	7	.571	1	4	.250	3	4	.750	4	5	9	3	6	0	1	3	0	12	6.0
Prince	3	3	81	8	15	.533	0	2	.000	1	1	1.000	0	13	13	6	0	0	0	3	1	17	5.7
Allen	2	0	33	5	8	.625	1	1	1.000	0	0	---	2	6	8	2	4	0	2	0	0	11	5.5
Koufos	3	0	39	5	11	.455	0	0	---	0	2	.000	3	6	9	0	5	0	1	3	3	10	3.3
Calathes	3	0	39	4	11	.364	1	2	.500	0	0	---	0	7	7	15	2	0	1	1	0	9	3.0
Davis	2	0	23	1	3	.333	0	0	---	3	4	.750	1	3	4	1	2	0	0	1	0	5	2.5
Franklin	1	0	1	1	1	1.000	0	0	---	0	0	---	0	0	0	0	0	0	0	0	0	2	2.0
Leuer	2	0	2	0	0	---	0	0	---	0	0	---	0	1	1	0	0	0	0	0	0	0	0.0
GRIZZLIES	3	-	720	131	256	.512	17	42	.405	26	41	.634	31	97	128	79	57	0	27	35	8	305	101.7
TRAIL BLAZERS	3	-	720	104	248	.419	16	56	.286	61	76	.803	35	84	119	59	49	0	13	33	7	285	95.0

PLAYER	-- SINGLE-GAME HIGHS --							----- AVERAGE PER GAME -----							----- CAREER HIGHS (C=SET, T=TIED THIS SEASON)-----						
	MIN	REB	AST	ST	TO	BL	PTS	MIN	REB	AST	STL	TO	BLK	PTS	FG	FGA	FT	FTA	REB	AST	PTS
Randolph	38	12	4	2	4	0	23	36.5	9.7	3.3	1.33	1.7	0.00	20.7	15	30	9	13	20	4C	38
Gasol	38	9	7	3	5	1	20	36.1	7.3	5.0	1.00	2.7	1.00	18.0	10	17T	10	13	15	7C	23
Conley	38	5	9	3	2	0	19	33.7	4.0	6.7	2.00	1.0	0.00	17.3	8T	19C	6	8	7	15	20
Miller	28	4	2	2	2	1	14	23.0	2.7	1.0	1.00	1.3	0.33	12.3	11	22	9	10	8	7	30
Lee (TOT)	31	3	3	3	1	2	16	23.5	1.5	1.5	1.50	0.8	0.50	10.8	11	18	4	5	7	5	28
Lee (MEM)	31	3	3	3	1	0	16	25.6	1.7	1.3	2.00	1.0	0.00	11.3							
Udrih (TOT)	31	5	5	1	1	0	13	19.4	3.0	2.5	0.50	0.5	0.00	6.5	10	16	4	4	8	10	22
Udrih (MEM)	8	1	0	0	0	0	0	7.7	1.0	0.0	0.00	0.0	0.00	0.0							
Johnson	17	6	2	1	3	0	8	14.5	4.5	1.5	0.50	1.5	0.00	6.0	10	17	2T	3	6T	3	23
Prince	31	6	3	0	1	1	9	27.0	4.3	2.0	0.00	1.0	0.33	5.7	13	21	7	8	9	6	26
Allen	23	5	2	1	0	0	7	16.5	4.0	1.0	1.00	0.0	0.00	5.5	9	13	4	6	8	6	22
Koufos	20	4	0	1	3	2	6	13.1	3.0	0.0	0.33	1.0	1.00	3.3	7	11	2	2T	12	1	16
Calathes	19	4	9	1	1	0	7	12.9	2.3	5.0	0.33	0.3	0.00	3.0	3C	5C	0C	0C	4C	9C	7C
Davis	12	2	1	0	1	0	5	11.6	2.0	0.5	0.00	0.5	0.00	2.5	9	12	8	8	13	2	19
Franklin	1	0	0	0	0	0	2	1.3	0.0	0.0	0.00	0.0	0.00	2.0	1C	1C	0C	0C	0C	0C	2C
Leuer	1	1	0	0	0	0	0	1.1	0.5	0.0	0.00	0.0	0.00	0.0	1	4	0T	0T	3	1	2
GRIZZLIES	240	46	28	11	13	4	109	240.0	42.7	26.3	9.00	11.7	2.67	101.7	47T	99	35	43	53	32	132
TRAIL BLAZERS	240	40	23	6	13	3	105	240.0	39.7	19.7	4.33	11.0	2.33	95.0	51	105	34	45	55	33	135

WESTERN CONFERENCE PLAYOFF OPPONENTS

2013-2014 SEASON SERIES (1-2)

PORTLAND TRAIL BLAZERS

VS. MEMPHIS

				-FIELD GOALS-			-3-POINT FG--			-FREE THROWS-			--REBOUNDS--										
PLAYER	G	GS	MIN	FG	FGA	PCT	FG	FGA	PCT	FT	FTA	PCT	OFF	DEF	TOT	AST	PF	DQ	STL	TO	BLK	PTS	AVG
Aldridge	3	3	110	29	66	.439	0	0	---	16	19	.842	10	20	30	3	9	0	1	4	4	74	24.7
Lillard	3	3	114	19	47	.404	8	22	.364	15	17	.882	3	6	9	15	6	0	2	9	0	61	20.3
Batum	3	3	112	14	35	.400	3	11	.273	4	7	.571	1	18	19	11	3	0	1	3	0	35	11.7
Lopez	3	3	98	9	18	.500	0	0	---	11	15	.733	11	10	21	2	3	0	0	1	3	29	9.7
Matthews	3	3	102	7	25	.280	4	12	.333	10	11	.909	1	7	8	13	4	0	3	3	0	28	9.3
Williams	3	0	59	10	21	.476	1	5	.200	2	2	1.000	0	1	1	10	5	0	4	7	0	23	7.7
Robinson	3	0	39	8	10	.800	0	0	---	0	1	.000	1	9	10	1	7	0	0	2	0	16	5.3
Leonard	2	0	23	4	7	.571	0	0	---	1	1	1.000	3	4	7	1	4	0	1	0	0	9	4.5
Freeland	1	0	6	1	2	.500	0	0	---	1	1	1.000	3	0	3	0	1	0	0	0	0	3	3.0
Claver	1	0	1	1	1	1.000	0	0	---	0	0	---	0	0	0	0	0	0	0	0	0	2	2.0
Barton	3	0	11	2	7	.286	0	0	---	0	0	---	2	2	4	1	0	0	0	0	0	4	1.3
Wright	2	0	14	0	3	.000	0	3	.000	1	2	.500	0	7	7	1	2	0	0	1	0	1	0.5
McCollum	2	0	31	0	6	.000	0	3	.000	0	0	---	0	0	0	1	5	0	1	3	0	0	0.0
TRAIL BLAZERS	3	-	720	104	248	.419	16	56	.286	61	76	.803	35	84	119	59	49	0	13	33	7	285	95.0
GRIZZLIES	3	-	720	131	256	.512	17	42	.405	26	41	.634	31	97	128	79	57	0	27	35	8	305	101.7

PLAYER	-- SINGLE-GAME HIGHS --								----- AVERAGE PER GAME -----								-CAREER HIGHS (C=SET, T=TIED THIS SEASON)-							
	MIN	REB	AST	ST	TO	BL	PTS	MIN	REB	AST	STL	TO	BLK	PTS	FG	FGA	FT	FTA	REB	AST	PTS			
Aldridge	39	16	2	1	3	2	28	36.6	10.0	1.0	0.33	1.3	1.33	24.7	12	23T	8T	8T	16C	6	30			
Lillard	39	4	7	2	4	0	32	38.0	3.0	5.0	0.67	3.0	0.00	20.3	8T	21C	12C	13C	5	8	32C			
Batum	39	8	6	1	2	0	15	37.4	6.3	3.7	0.33	1.0	0.00	11.7	9	15	7	8	10	6C	24			
Lopez	36	10	1	0	1	3	14	32.5	7.0	0.7	0.00	0.3	1.00	9.7	9	12	6T	9	10T	1C	23			
Matthews	35	3	5	2	2	0	15	34.0	2.7	4.3	1.00	1.0	0.00	9.3	11	19	6	6	9	5T	30			
Williams	29	1	4	2	4	0	17	19.8	0.3	3.3	1.33	2.3	0.00	7.7	14	22	5	5	7	12	32			
Robinson	17	4	1	0	2	0	8	13.0	3.3	0.3	0.00	0.7	0.00	5.3	4T	10	1	2	12	1T	8T			
Leonard	14	5	1	1	0	0	8	11.6	3.5	0.5	0.50	0.0	0.00	4.5	4T	7	2	2	7	2	10			
Freeland	6	3	0	0	0	0	3	5.9	3.0	0.0	0.00	0.0	0.00	3.0	3	4	1T	2	4	0T	7			
Claver	1	0	0	0	0	0	2	0.9	0.0	0.0	0.00	0.0	0.00	2.0	3	5	0T	0T	2	0T	7			
Barton	9	2	1	0	0	0	4	3.7	1.3	0.3	0.00	0.0	0.00	1.3	2T	5T	2	2	2T	1T	4T			
Wright	13	7	1	0	1	0	1	7.1	3.5	0.5	0.00	0.5	0.00	0.5	8	17	7	8	16	8	28			
McCollum	20	0	1	1	2	0	0	15.4	0.0	0.5	0.50	1.5	0.00	0.0	0C	4C	0C	0C	0C	1C	0C			
TRAIL BLAZERS	240	40	23	6	13	3	105	240.0	39.7	19.7	4.33	11.0	2.33	95.0	51	105	34	45	55	33	135			
GRIZZLIES	240	46	28	11	13	4	109	240.0	42.7	26.3	9.00	11.7	2.67	101.7	47T	99	35	43	53	32	132			

WESTERN CONFERENCE PLAYOFF OPPONENTS

GOLDEN STATE WARRIORS

#6 Seed



51-31, .622

2nd, Pacific Division

2013-14 SEASON RECAP

Golden State is making back-to-back playoff appearances for the first time since the 1991 and 1992 seasons, and had its first 50-win season since 1993-94. Thanks to All-Star starter **Stephen Curry**, who led the NBA in three-pointers made, and **Klay Thompson**, who finished second in the NBA in three-pointers made, the Warriors set a franchise record with 774 made threes on the season. Curry joined Tim Hardaway as the only Warriors player in history to ever average at least 23 points and eight assists in a single season, while Thompson became the first player in NBA history to make at least 500 combined three-pointers in his first three seasons. Golden State tied its franchise record with 24 road wins.

2013-14 FINAL REGULAR SEASON STATISTICS

Through April 16 (51-31)

GOLDEN STATE WARRIORS

2013-2014 REGULAR SEASON STATISTICS

				-FIELD GOALS-			-3-POINT FG--			-FREE THROWS-			--REBOUNDS--																																																																																																																																																																																																																																																																																																																																																																																																																																																																																																																																																																																																																																																																																																																																																																																																																																																																																																																																																																																																																																																																																																																																																																																																																																																																																																																																																																																																						
--	--	--	--	---------------	--	--	---------------	--	--	---------------	--	--	--------------	--	--	--	--	--	--	--	--	--	--	--	--	--	--	--	--	--	--	--	--	--	--	--	--	--	--	--	--	--	--	--	--	--	--	--	--	--	--	--	--	--	--	--	--	--	--	--	--	--	--	--	--	--	--	--	--	--	--	--	--	--	--	--	--	--	--	--	--	--	--	--	--	--	--	--	--	--	--	--	--	--	--	--	--	--	--	--	--	--	--	--	--	--	--	--	--	--	--	--	--	--	--	--	--	--	--	--	--	--	--	--	--	--	--	--	--	--	--	--	--	--	--	--	--	--	--	--	--	--	--	--	--	--	--	--	--	--	--	--	--	--	--	--	--	--	--	--	--	--	--	--	--	--	--	--	--	--	--	--	--	--	--	--	--	--	--	--	--	--	--	--	--	--	--	--	--	--	--	--	--	--	--	--	--	--	--	--	--	--	--	--	--	--	--	--	--	--	--	--	--	--	--	--	--	--	--	--	--	--	--	--	--	--	--	--	--	--	--	--	--	--	--	--	--	--	--	--	--	--	--	--	--	--	--	--	--	--	--	--	--	--	--	--	--	--	--	--	--	--	--	--	--	--	--	--	--	--	--	--	--	--	--	--	--	--	--	--	--	--	--	--	--	--	--	--	--	--	--	--	--	--	--	--	--	--	--	--	--	--	--	--	--	--	--	--	--	--	--	--	--	--	--	--	--	--	--	--	--	--	--	--	--	--	--	--	--	--	--	--	--	--	--	--	--	--	--	--	--	--	--	--	--	--	--	--	--	--	--	--	--	--	--	--	--	--	--	--	--	--	--	--	--	--	--	--	--	--	--	--	--	--	--	--	--	--	--	--	--	--	--	--	--	--	--	--	--	--	--	--	--	--	--	--	--	--	--	--	--	--	--	--	--	--	--	--	--	--	--	--	--	--	--	--	--	--	--	--	--	--	--	--	--	--	--	--	--	--	--	--	--	--	--	--	--	--	--	--	--	--	--	--	--	--	--	--	--	--	--	--	--	--	--	--	--	--	--	--	--	--	--	--	--	--	--	--	--	--	--	--	--	--	--	--	--	--	--	--	--	--	--	--	--	--	--	--	--	--	--	--	--	--	--	--	--	--	--	--	--	--	--	--	--	--	--	--	--	--	--	--	--	--	--	--	--	--	--	--	--	--	--	--	--	--	--	--	--	--	--	--	--	--	--	--	--	--	--	--	--	--	--	--	--	--	--	--	--	--	--	--	--	--	--	--	--	--	--	--	--	--	--	--	--	--	--	--	--	--	--	--	--	--	--	--	--	--	--	--	--	--	--	--	--	--	--	--	--	--	--	--	--	--	--	--	--	--	--	--	--	--	--	--	--	--	--	--	--	--	--	--	--	--	--	--	--	--	--	--	--	--	--	--	--	--	--	--	--	--	--	--	--	--	--	--	--	--	--	--	--	--	--	--	--	--	--	--	--	--	--	--	--	--	--	--	--	--	--	--	--	--	--	--	--	--	--	--	--	--	--	--	--	--	--	--	--	--	--	--	--	--	--	--	--	--	--	--	--	--	--	--	--	--	--	--	--	--	--	--	--	--	--	--	--	--	--	--	--	--	--	--	--	--	--	--	--	--	--	--	--	--	--	--	--	--	--	--	--	--	--	--	--	--	--	--	--	--	--	--	--	--	--	--	--	--	--	--	--	--	--	--	--	--	--	--	--	--	--	--	--	--	--	--	--	--	--	--	--	--	--	--	--	--	--	--	--	--	--	--	--	--	--	--	--	--	--	--	--	--	--	--	--	--	--	--	--	--	--	--	--	--	--	--	--	--	--	--	--	--	--	--	--	--	--	--	--	--	--	--	--	--	--	--	--	--	--	--	--	--	--	--	--	--	--	--	--	--	--	--	--	--	--	--	--	--	--	--	--	--	--	--	--	--	--	--	--	--	--	--	--	--	--	--	--	--	--	--	--	--	--	--	--	--	--	--	--	--	--	--	--	--	--	--	--	--	--	--	--	--	--	--	--	--	--	--	--	--	--	--	--	--	--	--	--	--	--	--	--	--	--	--	--	--	--	--	--	--	--	--	--	--	--	--	--	--	--	--	--	--	--	--	--	--	--	--	--	--	--	--	--	--	--	--	--	--	--	--	--	--	--	--	--	--	--	--	--	--	--	--	--	--	--	--	--	--	--	--	--	--	--	--	--	--	--	--	--	--	--	--	--	--	--	--	--	--	--	--	--	--	--	--	--	--	--	--	--	--	--	--	--	--	--	--	--	--	--	--	--	--	--	--	--	--	--	--	--	--	--	--	--	--	--	--	--	--	--	--	--	--	--	--	--	--	--	--	--	--	--	--	--	--	--	--	--	--	--	--	--	--	--	--	--	--	--	--	--	--	--	--	--	--	--	--	--	--	--	--	--	--	--	--	--	--	--	--	--	--	--	--	--	--	--	--	--	--	--	--	--	--	--	--	--	--	--	--	--	--	--	--	--	--	--	--	--	--	--	--	--	--	--	--	--	--	--	--	--	--	--	--	--	--	--	--	--	--	--	--	--	--	--	--	--	--	--	--	--	--	--	--	--	--	--	--	--	--	--	--	--	--	--	--	--	--	--	--	--	--	--	--	--	--	--	--	--	--	--	--	--	--	--	--	--	--	--	--	--	--	--	--	--	--	--	--	--	--	--	--	--	--	--	--	--	--	--	--	--	--	--	--	--	--	--	--	--	--	--	--	--	--	--	--	--	--	--	--	--	--	--	--	--	--	--	--	--	--	--	--	--	--	--	--	--	--	--	--	--	--	--	--	--	--	--	--	--	--	--	--	--	--	--	--	--	--	--	--	--	--	--	--	--	--	--	--	--	--	--	--	--	--	--	--	--	--	--	--	--	--	--	--	--	--	--	--	--	--	--	--	--	--	--	--	--	--	--	--	--	--	--	--	--	--	--	--	--	--	--	--	--	--	--	--	--	--	--	--	--	--	--	--	--	--	--	--	--	--	--	--	--	--	--	--	--	--	--	--	--	--	--	--	--	--	--	--	--	--	--	--	--	--	--	--	--	--	--	--	--	--	--	--	--	--	--

PLAYER	MIN	REB	AST	ST	TO	BLK	PTS	MIN	REB	AST	STL	TO	BLK	PTS	FG	FGA	FT	FTA	REB	AST	PTS
Curry	48	13	16	5	11	2	47	36.5	4.3	8.5	1.63	3.8	0.18	24.0	18	32C	12	12T	13C	16C	54
Thompson	48	10	8	3	5	3	38	35.4	3.1	2.2	0.91	1.7	0.46	18.4	15C	26	8C	8T	10C	8T	38C
Lee	45	18	6	3	5	2	32	33.2	9.3	2.1	0.70	2.2	0.38	18.2	16	29	12T	14	22	11	37
Crawford (TOT)	41	11	11	3	6	1	41	23.0	2.3	3.5	0.58	1.7	0.06	11.0	16C	28T	11	12	11T	11T	41C
Crawford (GS)	41	5	5	2	4	1	41	15.7	1.5	1.4	0.31	1.2	0.05	8.4							
Barnes	49	12	5	4	3	1	30	28.3	4.0	1.5	0.83	1.1	0.26	9.5	11C	21C	7C	12C	13	5T	30C
Iguodala	48	11	14	4	6	2	32	32.4	4.7	4.2	1.51	1.6	0.29	9.3	15	25	14	17	17	16	34
O'Neal	37	13	3	3	4	3	23	20.1	5.5	0.6	0.32	1.2	0.91	7.9	18	30	19	25	21	7	55
Bogut	43	20	5	3	4	7	17	26.4	10.0	1.7	0.72	1.4	1.81	7.3	14	23	9	16	27	8	32
Blake (TOT)	47	10	16	7	7	2	19	27.2	2.9	5.6	0.98	1.9	0.15	6.9	9	20	12	13	10T	18	25
Blake (GS)	47	7	15	7	4	2	13	21.7	2.0	3.6	0.71	1.1	0.21	4.4							
Speights	31	10	3	1	4	3	32	12.4	3.7	0.4	0.13	0.8	0.43	6.4	12T	20	12	12	18	5	32C
Green	42	12	6	4	4	4	20	21.9	5.0	1.9	1.24	1.1	0.88	6.2	7C	16C	8C	10C	12C	6C	20C
Douglas	28	4	4	1	3	1	21	11.0	1.1	0.8	0.25	0.7	0.08	3.7	10	19	8	8	10	11	30
Bazemore	17	5	4	2	3	1	12	6.1	0.9	0.5	0.27	0.6	0.14	2.3	9	19	6	10	7	8	23
Brooks	7	2	0	1	0	0	5	2.2	0.7	0.0	0.14	0.0	0.00	1.9	12	19	7	8	10	7	27
Armstrong	32	10	2	2	2	2	10	6.4	3.1	0.3	0.27	0.4	0.27	1.7	7	13	6	7C	13	3	17
Nedovic	13	3	3	0	2	1	5	5.9	0.6	0.5	0.00	0.5	0.04	1.1	2C	5C	2C	2C	3C	3C	5C
Kuzmic	31	7	1	2	3	1	6	4.4	1.0	0.1	0.14	0.5	0.19	0.7	2C	3C	2C	4C	7C	1C	6C
Dedmon	3	0	0	0	0	0	1	1.4	0.0	0.0	0.00	0.0	0.00	0.3	4	10	4	5	13	1	8
WARRIORS	265	60	34	18	25	11	130	241.8	45.3	23.3	7.83	15.2	4.96	104.3	65	153	55	74	104	46	169
OPPONENTS	265	63	37	15	24	10	127	241.8	43.3	20.5	7.91	15.0	4.17	99.5	69	150	50	64	110	52	163

2013-14 Season Series with Golden State Warriors

NATIONAL BASKETBALL ASSOCIATION

OFFICIAL SCORER'S REPORT

FINAL BOX

11/9/2013 FedExForum, Memphis, TN

Officials: #35 Kane Fitzgerald, #55 Bill Kennedy, #60 James Williams

Time of Game: 2:17

Attendance: 16,989

VISITOR: Golden State Warriors (4-3)

NO	PLAYER	MIN	FG	FGA	3P	3PA	FT	FTA	OR	DR	TOT	A	PF	ST	TO	BS	PTS		
9	Andre Iguodala	F	33:02	8	10	2	4	1	5	1	4	5	4	2	1	0	0	19	
10	David Lee	F	23:16	4	8	0	0	5	6	4	5	9	1	6	1	2	1	13	
12	Andrew Bogut	C	29:41	0	3	0	0	1	4	1	6	7	2	3	0	4	1	1	
11	Klay Thompson	G	28:26	5	13	2	8	0	0	0	1	1	2	3	0	0	1	12	
30	Stephen Curry	G	34:22	7	18	4	10	4	4	1	2	5	1	3	3	0	0	22	
40	Harrison Barnes	F	18:56	2	7	0	1	0	0	0	2	2	1	4	0	1	0	4	
7	Jermaine O'Neal	F	15:28	1	4	0	0	0	0	0	1	1	0	0	0	0	0	2	
5	Marreese Speights	F	12:40	2	3	0	0	0	0	0	2	2	0	1	0	1	0	4	
0	Toney Douglas	F	6:08	1	2	1	1	0	0	0	0	0	0	0	0	1	0	3	
23	Draymond Green	F	20:52	2	6	1	4	1	2	1	2	3	0	2	2	3	0	6	
20	Kent Bazemore	F	7:27	1	3	0	0	1	2	0	0	0	0	1	0	1	0	3	
1	Ognjen Kuzmich	F	4:51	0	0	0	0	0	1	0	0	0	0	0	2	0	1	0	
8	Nemanja Nedovic	F	4:51	0	1	0	0	1	2	1	0	1	1	0	0	0	0	1	
TOTALS:			33	78	10	30	14	26	9	24	33	17	24	8	17	3	90		
PERCENTAGES:			42.3%	33.3%	53.8%	TM REB:	14	TOT TO: 18 (15 PTS)											

HOME: MEMPHIS GRIZZLIES (3-3)

NO	PLAYER	MIN	FG	FGA	3P	3PA	FT	FTA	OR	DR	TOT	A	PF	ST	TO	BS	PTS		
21	Tayshaun Prince	F	36:46	3	7	0	2	4	4	0	6	6	3	1	0	0	0	10	
50	Zach Randolph	F	34:42	9	19	0	1	5	7	3	8	11	3	5	1	4	0	23	
33	Marc Gasol	C	41:36	8	15	0	0	2	2	5	7	3	4	1	0	3	18		
9	Tony Allen	G	23:12	4	6	0	1	4	7	2	0	2	0	1	2	1	0	12	
11	Mike Conley	G	25:20	9	11	1	2	1	1	0	3	3	6	4	3	3	0	20	
13	Mike Miller	F	28:36	4	7	4	5	3	4	0	9	9	4	1	0	0	0	15	
12	Nick Calathes	F	22:40	1	6	0	2	0	0	0	2	2	5	2	1	4	1	2	
41	Kosta Koufos	F	18:14	4	7	0	0	0	0	1	1	2	1	4	0	4	1	8	
20	Quincy Pondexter	F	4:21	0	0	0	0	0	0	0	1	1	0	0	0	0	0	0	
22	Jamaal Franklin	F	3:05	0	1	0	0	0	0	0	1	1	0	1	0	0	0	0	
32	Ed Davis	F	1:28	0	0	0	0	0	0	0	0	0	0	0	0	0	0	0	
7	Jerryd Bayless	DND - Right knee sprain																	
30	Jon Leuer	DNP - Coach's Decision																	
TOTALS:			42	79	5	13	19	25	8	36	44	25	23	8	16	5	108		
PERCENTAGES:			53.2%	38.5%	76.0%	TM REB:	9	TOT TO: 17 (19 PTS)											

SCORE BY PERIODS

	1	2	3	4	FINAL
Warriors	29	21	27	13	90
GRIZZLIES	32	22	36	18	108

Inactive: Warriors - Ezell

Technical Fouls - Individual

Warriors (1): Green 0:37.2 3rd

GRIZZLIES (1): Koufos 0:59.1 4th

Technical Fouls - Defensive Three Second

Warriors (1): 3:27 3rd

GRIZZLIES: NONE

Pts. in the Pt. Warriors 18 (9/22), GRIZZLIES 54 (27/41)

2nd Chance Pts. Warriors 8 (3/6), GRIZZLIES 15 (6/7)

FB Pts. Warriors 14 (5/8), GRIZZLIES 8 (3/4)

Biggest Lead Warriors 4, GRIZZLIES 23

Lead Changes 12

Times Tied 8

Copyright (c) 2013 NBA Properties, INC. All Rights Reserved

Copyright (c) 2013 NBA Properties, INC. All Rights Reserved

NATIONAL BASKETBALL ASSOCIATION

11/20/2013 ORACLE Arena, Oakland, CA

Officials: #11 Derrick Collins, #12 Violet Palmer, #23 Jason Phillips

OFFICIAL SCORER'S REPORT

FINAL BOX

Time of Game: 2:21

Attendance: 19,596 (Sellout)

VISITOR: Memphis Grizzlies (7-5)

NO	PLAYER	MIN	FG	FGA	3P	3PA	FT	FTA	OR	DR	TOT	A	PF	ST	TO	BS	PTS	
21	Tayshaun Prince	F	37:57	4	8	0	0	0	0	0	3	3	1	1	2	0	0	8
50	Zach Randolph	F	46:08	9	22	0	1	3	3	9	12	1	3	0	0	1	21	
33	Marc Gasol	C	38:36	6	14	0	0	6	6	4	7	11	4	3	1	3	4	18
20	Quincy Pondexter	G	32:27	2	5	1	2	1	2	1	1	2	2	0	0	0	0	6
11	Mike Conley	G	38:49	8	19	1	4	2	2	3	3	6	4	2	1	0	0	19
41	Kosta Koufos	F	21:16	3	10	0	0	1	2	3	5	8	0	2	2	2	1	7
13	Mike Miller	F	26:32	1	4	1	2	0	0	1	3	4	2	1	1	0	0	3
7	Jerryd Bayless	F	17:39	1	5	0	3	4	4	1	0	1	3	3	1	0	0	6
12	Nick Calathes	F	3:36	0	1	0	0	0	0	0	1	1	0	2	0	1	0	0
9	Tony Allen	NWT - Suspension																
32	Ed Davis	DNP - Coach's Decision																
22	Jamaal Franklin	DNP - Coach's Decision																
30	Jon Leuer	DNP - Coach's Decision																
TOTALS:			34	88	3	12	17	19	16	32	48	17	17	8	6	6	88	
PERCENTAGES:			38.6%	38.6%	25.0%	89.5%	TM REB: 5			TOT TO: 7 (4 PTS)								

HOME: GOLDEN STATE WARRIORS (8-4)

NO	PLAYER	MIN	FG	FGA	3P	3PA	FT	FTA	OR	DR	TOT	A	PF	ST	TO	BS	PTS	
40	Harrison Barnes	F	48:53	6	14	2	3	2	2	1	7	8	5	4	0	2	0	16
10	David Lee	F	42:55	9	17	0	0	0	2	1	7	8	1	4	1	1	0	18
12	Andrew Bogut	C	43:13	6	8	0	0	0	0	3	11	14	2	4	0	1	2	12
11	Klay Thompson	G	48:54	9	19	2	7	1	2	0	1	0	0	2	0	3	0	21
9	Andre Iguodala	G	47:45	3	14	0	4	1	2	0	4	14	2	2	4	0	7	
5	Marreese Speights	F	13:27	1	5	0	0	0	0	1	3	4	2	1	0	2	0	2
23	Draymond Green	F	14:23	2	4	1	3	0	0	0	4	4	0	2	0	0	1	5
1	Ognjen Kuzmich	F	1:05	0	0	0	0	0	0	0	0	0	0	0	0	0	0	0
20	Kent Bazemore	F	5:15	0	1	0	1	0	0	0	0	0	0	1	0	1	0	0
21	Dewayne Dedmon	DNP - Coach's Decision																
0	Toney Douglas	DNP - Coach's Decision																
8	Nemanja Nedovic	DNP - Coach's Decision																
TOTALS:			36	82	5	18	4	8	7	36	43	24	20	3	14	3	81	
PERCENTAGES:			43.9%	27.8%	50.0%	TM REB: 10			TOT TO: 15 (16 PTS)									

SCORE BY PERIODS

	1	2	3	4	1OT	FINAL
Grizzlies	16	18	25	16	13	88
WARRIORS	26	18	13	18	8	81

Inactive: Warriors - Curry, Ezell, O'Neal

Pts. in the Pt. Grizzlies 42 (21/47), WARRIORS 50 (25/45)

2nd Chance Pts. Grizzlies 13 (5/15), WARRIORS 25 (10/11)

FB Pts. Grizzlies 12 (3/6), WARRIORS 4 (2/4)

Biggest Lead Grizzlies 7, WARRIORS 12

Lead Changes 12

Times Tied 7

MEMO: Barnes SHs - 8 rebs., 7 DRs, & 5 assists.

MEMO: Bogut SHs SH 6 FGMS, SHs - 14 rebs. & 11 DRs.

MEMO: Iguodala SH 14 assists.

MEMO: Prince SHs SH 4 FGMS.

MEMO: Gasol SHs - 11 rebs. & 4 blocks.

Copyright (c) 2013 NBA Properties, INC. All Rights Reserved

WESTERN CONFERENCE PLAYOFF OPPONENTS

2013-2014 SEASON SERIES (2-2)

MEMPHIS GRIZZLIES

VS. GOLDEN STATE

PLAYER	G	GS	MIN	-FIELD GOALS-			-3-POINT FG--			-FREE THROWS-			--REBOUNDS--			AST	PF	DQ	STL	TO	BLK	PTS	AVG
				FG	FGA	PCT	FG	FGA	PCT	FT	FTA	PCT	OFF	DEF	TOT								
Randolph	4	4	150	34	70	.486	0	3	.000	12	16	.750	10	26	36	11	14	0	3	4	2	80	20.0
Conley	4	4	129	29	59	.492	4	13	.308	9	10	.900	4	8	12	18	8	0	5	6	1	71	17.8
Gasol	3	3	117	21	45	.467	0	1	.000	11	13	.846	9	16	25	8	9	0	4	6	9	53	17.7
Lee (TOT)	1	1	26	5	7	.714	0	0	---	1	1	1.000	1	2	3	3	1	0	1	2	1	11	11.0
Lee (MEM)	1	1	26	5	7	.714	0	0	---	1	1	1.000	1	2	3	3	1	0	1	2	1	11	11.0
Miller	4	0	110	12	21	.571	7	11	.636	3	4	.750	2	18	20	11	4	0	1	1	0	34	8.5
Morris (TOT)	1	0	19	2	6	.333	0	3	.000	4	5	.800	1	1	2	5	3	0	4	2	0	8	8.0
Koufos	4	1	80	14	33	.424	0	0	---	3	4	.750	13	13	26	2	10	0	4	8	5	31	7.8
Leuer	2	0	36	6	13	.462	0	2	.000	3	4	.750	2	7	9	0	0	0	2	1	0	15	7.5
Prince	4	4	117	12	26	.462	0	2	.000	5	8	.625	1	11	12	6	5	0	3	1	0	29	7.3
Allen	2	1	47	5	13	.385	0	3	.000	4	7	.571	3	3	6	3	2	0	4	1	0	14	7.0
Bayless	2	0	42	1	16	.063	0	5	.000	6	6	1.000	2	0	2	5	4	0	3	0	2	8	4.0
Pondexter	3	2	50	3	8	.375	1	4	.250	3	4	.750	2	2	4	3	1	0	0	0	0	10	3.3
Calathes	4	0	63	5	17	.294	0	3	.000	3	5	.600	1	7	8	8	6	0	3	8	1	13	3.3
Johnson	1	0	10	1	2	.500	0	0	---	0	0	---	0	0	0	1	0	0	0	1	0	2	2.0
Davis	1	0	1	0	0	---	0	0	---	0	0	---	0	0	0	0	0	0	0	0	0	0	0.0
Franklin	2	0	8	0	3	.000	0	0	---	0	0	---	0	2	2	0	1	0	0	0	0	0	0.0
GRIZZLIES	4	-	985	148	333	.444	12	47	.255	63	82	.768	50	115	165	79	65	0	33	43	21	371	92.8
WARRIORS	4	-	985	153	329	.465	32	86	.372	41	62	.661	41	125	166	87	78	1	22	56	17	379	94.8

PLAYER	-- SINGLE-GAME HIGHS --								----- AVERAGE PER GAME -----					-CAREER HIGHS (C=SET, T=TIED THIS SEASON)-									
	MIN	REB	AST	ST	TO	BL	PTS	MIN	REB	AST	STL	TO	BLK	PTS	FG	FGA	FT	FTA	REB	AST	PTS		
Randolph	46	12	4	1	4	1	23	37.4	9.0	2.8	0.75	1.0	0.50	20.0	14	23	8	8	18	6	33		
Conley	39	6	6	3	3	1	20	32.4	3.0	4.5	1.25	1.5	0.25	17.8	9T	20	8	8	7	13	21		
Gasol	42	11	4	2	3	4	18	39.0	8.3	2.7	1.33	2.0	3.00	17.7	10	17	9	11	16	6	27		
Lee (TOT)	26	3	3	1	2	1	11	25.6	3.0	3.0	1.00	2.0	1.00	11.0	10	17	9	9	8	4	25		
Lee (MEM)	26	3	3	1	2	1	11	25.6	3.0	3.0	1.00	2.0	1.00	11.0									
Miller	29	9	4	1	1	0	16	27.5	5.0	2.8	0.25	0.3	0.00	8.5	16	27	6	8	13	8	45		
Morris (TOT)	19	2	5	4	2	0	8	19.5	2.0	5.0	4.00	2.0	0.00	8.0	3	7	4C	5C	5	5T	10		
Koufos	33	16	1	2	4	2	10	20.0	6.5	0.5	1.00	2.0	1.25	7.8	6	13C	6	7	16C	1T	18		
Leuer	30	6	0	2	1	0	15	17.8	4.5	0.0	1.00	0.5	0.00	7.5	6C	11C	3C	4C	6C	1	15C		
Prince	38	6	3	2	1	0	10	29.1	3.0	1.5	0.75	0.3	0.00	7.3	11	21	10	11	16	8	24		
Allen	24	4	3	2	1	0	12	23.6	3.0	1.5	2.00	0.5	0.00	7.0	10	17	6	9	8	4	21		
Bayless	24	1	3	2	0	2	6	21.0	1.0	2.5	1.50	0.0	1.00	4.0	4	13	5	6	4	9	14		
Pondexter	32	2	2	0	0	0	6	16.6	1.3	1.0	0.00	0.0	0.00	3.3	4	6	2T	2T	2T	2T	11		
Calathes	23	3	5	2	4	1	7	15.7	2.0	2.0	0.75	2.0	0.25	3.3	3C	6C	2C	4C	3C	5C	7C		
Johnson	10	0	1	0	1	0	2	9.8	0.0	1.0	0.00	1.0	0.00	2.0	6	11	4	6	12	4	14		
Davis	1	0	0	0	0	0	0	1.5	0.0	0.0	0.00	0.0	0.00	0.0	5	12	8	12	12	3	18		
Franklin	5	1	0	0	0	0	0	4.2	1.0	0.0	0.00	0.0	0.00	0.0	0C	2C	0C	0C	1C	0C	0C		
GRIZZLIES	265	48	25	9	17	6	108	246.3	41.3	19.8	8.25	10.8	5.25	92.8	53	100	36	45	62	38	144		
WARRIORS	265	47	24	8	18	6	108	246.3	41.5	21.8	5.50	14.0	4.25	94.8	49	103	35	43	66	39	135		

WESTERN CONFERENCE PLAYOFF OPPONENTS

2013-2014 SEASON SERIES (2-2)

GOLDEN STATE WARRIORS

VS. MEMPHIS

PLAYER				-FIELD GOALS-			-3-POINT FG--			-FREE THROWS-			--REBOUNDS--			PF	DQ	STL	TO	BLK	PTS	AVG
	G	GS	MIN	FG	FGA	PCT	FG	FGA	PCT	FT	FTA	PCT	OFF	DEF	TOT							
Curry	3	3	118	27	56	.482	11	25	.440	12	14	.857	3	10	13	28	6	0	4	7	3	77 25.7
Thompson	4	4	151	32	67	.478	7	23	.304	6	7	.857	2	7	9	12	10	0	3	7	1	77 19.3
Lee	3	3	105	23	46	.500	0	0	---	8	12	.667	9	19	28	2	11	1	5	3	2	54 18.0
Iguodala	3	3	110	13	27	.481	3	9	.333	2	7	.286	2	12	14	21	5	0	3	6	0	31 10.3
Barnes	4	2	122	14	38	.368	3	8	.375	2	2	1.000	2	13	15	8	9	0	2	7	0	33 8.3
Blake (TOT)	2	1	53	6	12	.500	2	6	.333	0	0	---	0	9	9	10	4	0	2	1	2	14 7.0
Blake (GS)	1	0	16	2	3	.667	1	2	.500	0	0	---	0	2	2	0	2	0	0	0	2	5 5.0
Green	4	0	89	11	26	.423	5	14	.357	1	2	.500	3	18	21	2	11	0	2	4	2	28 7.0
Speights	4	1	62	13	22	.591	0	0	---	1	2	.500	5	13	18	3	6	0	0	4	1	27 6.8
Crawford (TOT)	3	1	67	7	17	.412	3	8	.375	2	2	1.000	0	4	4	12	4	0	3	3	1	19 6.3
Crawford (GS)	1	0	7	1	2	.500	0	0	---	0	0	---	0	1	1	1	0	0	0	0	0	2 2.0
Bogut	4	4	104	10	20	.500	0	0	---	1	4	.250	12	23	35	6	9	0	1	8	5	21 5.3
O'Neal	3	0	66	4	13	.308	0	0	---	6	7	.857	2	7	9	1	6	0	1	3	1	14 4.7
Douglas	1	0	6	1	2	.500	1	1	1.000	0	0	---	0	0	0	0	0	0	0	1	0	3 3.0
Nedovic	2	0	8	1	2	.500	1	2	.500	1	2	.500	1	0	1	2	0	0	0	0	0	4 2.0
Bazemore	3	0	16	1	5	.200	0	2	.000	1	2	.500	0	0	0	1	1	0	1	2	0	3 1.0
Kuzmic	2	0	6	0	0	---	0	0	---	0	1	.000	0	0	0	0	2	0	0	1	0	0 0.0
WARRIORS	4	-	985	153	329	.465	32	86	.372	41	62	.661	41	125	166	87	78	1	22	56	17	379 94.8
GRIZZLIES	4	-	985	148	333	.444	12	47	.255	63	82	.768	50	115	165	79	65	0	33	43	21	371 92.8

PLAYER	-- SINGLE-GAME HIGHS --							----- AVERAGE PER GAME -----							--CAREER HIGHS (C=SET, T=TIED THIS SEASON)--							
	MIN	REB	AST	ST	TO	BL	PTS	MIN	REB	AST	STL	TO	BLK	PTS	FG	FGA	FT	FTA	REB	AST	PTS	
Curry	45	6	15	3	3	2	33	39.3	4.3	9.3	1.33	2.3	1.00	25.7	13T	22T	6T	7C	7	15C	36	
Thompson	48	4	5	2	3	1	30	37.6	2.3	3.0	0.75	1.8	0.25	19.3	12C	19C	6	6	7	7	30C	
Lee	43	11	1	3	2	1	23	35.0	9.3	0.7	1.67	1.0	0.67	18.0	10T	22	7	9	16	5	26	
Iguodala	48	5	14	2	4	0	19	36.5	4.7	7.0	1.00	2.0	0.00	10.3	13	25	7	8	10	14C	29	
Barnes	49	8	5	2	3	0	16	30.4	3.8	2.0	0.50	1.8	0.00	8.3	6C	14C	2T	4	8C	5C	16C	
Blake (TOT)	36	7	10	2	1	2	9	26.4	4.5	5.0	1.00	0.5	1.00	7.0	5	12	4	4	7T	12	14	
Blake (GS)	16	2	0	0	0	2	5	16.5	2.0	0.0	0.00	0.0	2.00	5.0								
Green	32	9	1	2	3	1	12	22.2	5.3	0.5	0.50	1.0	0.50	7.0	5C	11C	1C	2C	9C	1T	12C	
Speights	26	8	2	0	2	1	15	15.5	4.5	0.8	0.00	1.0	0.25	6.8	10	17	7	8	8C	2T	22	
Crawford (TOT)	36	2	7	3	2	1	12	22.4	1.3	4.0	1.00	1.0	0.33	6.3	8	17	9	10	5	7C	22	
Crawford (GS)	7	1	1	0	0	0	2	6.6	1.0	1.0	0.00	0.0	0.00	2.0								
Bogut	43	14	2	1	4	2	12	26.0	8.8	1.5	0.25	2.0	1.25	5.3	10	14	5	9	15	3	23	
O'Neal	34	6	1	1	2	1	10	22.1	3.0	0.3	0.33	1.0	0.33	4.7	16	27	11	12	18	4	38	
Douglas	6	0	0	0	1	0	3	6.1	0.0	0.0	0.00	1.0	0.00	3.0	10	14	3	3	6	10	29	
Nedovic	5	1	1	0	0	0	3	4.1	0.5	1.0	0.00	0.0	0.00	2.0	1C	1C	1C	2C	1C	1C	3C	
Bazemore	7	0	1	1	1	0	3	5.4	0.0	0.3	0.33	0.7	0.00	1.0	4	9	4	8	2	4	14	
Kuzmic	5	0	0	0	1	0	0	3.0	0.0	0.0	0.00	0.5	0.00	0.0	0C	0C	0C	1C	0C	0C	0C	
WARRIORS	265	47	24	8	18	6	108	246.3	41.5	21.8	5.50	14.0	4.25	94.8	49	103	35	43	66	39	135	
GRIZZLIES	265	48	25	9	17	6	108	246.3	41.3	19.8	8.25	10.8	5.25	92.8	53	100	36	45	62	38	144	

WESTERN CONFERENCE PLAYOFF OPPONENTS

DALLAS MAVERICKS

#8 Seed



49-33, .598

4th, Southwest Division

2013-14 SEASON RECAP

After a one-year absence from the playoffs, Dallas is back in the postseason and making its 13th playoff appearance in the past 14 seasons. The Mavericks posted their highest number of road wins since the 2010-11 season with 23 and also had a six-game road winning streak, their longest since the 2010-11 season as well. **Dirk Nowitzki** made his franchise record 12th All-Star appearance this season and passed Oscar Robertson to move into 10th place on the NBA's all-time scoring list. Nowitzki and the Mavericks got a boost from the addition of guard **Monta Ellis**, who finished second on the team in scoring and first in assists, steals and minutes played per game. Head coach **Rick Carlisle** is one of only 11 people to win an NBA championship as both a player and head coach.

2013-14 FINAL REGULAR SEASON STATISTICS

Through April 16 (49-33)

DALLAS MAVERICKS

2013-2014 REGULAR SEASON STATISTICS

PLAYER	G	GS	MIN	FG	FGA	PCT	FG	FGA	PCT	FT	FTA	PCT	OFF	DEF	TOT	AST	PF	DQ	STL	TO	BLK	PTS	AVG
Nowitzki	80	80	2628	633	1273	.497	131	329	.398	338	376	.899	40	458	498	216	165	1	73	117	45	1735	21.7
Ellis	82	82	3023	576	1278	.451	69	209	.330	339	430	.788	38	257	295	471	197	0	141	264	23	1560	19.0
Carter	81	0	1973	330	811	.407	146	371	.394	161	196	.821	67	217	284	212	209	1	61	108	35	967	11.9
Calderon	81	81	2468	341	748	.456	191	425	.449	52	63	.825	29	163	192	377	136	0	69	103	11	925	11.4
Marion	76	76	2409	341	708	.482	58	162	.358	51	65	.785	132	365	497	124	125	0	90	95	37	791	10.4
Wright	58	0	1077	224	331	.677	0	0	---	77	106	.726	102	142	244	31	94	0	32	35	55	525	9.1
Harris	40	0	818	96	254	.378	31	101	.307	92	115	.800	8	77	85	178	72	1	28	59	2	315	7.9
Dalembert	80	68	1614	214	377	.568	0	1	.000	101	137	.737	200	341	541	38	210	0	41	90	94	529	6.6
Blair	78	13	1214	210	393	.534	0	2	.000	77	121	.636	139	229	368	70	192	1	60	77	21	497	6.4
Crowder	78	8	1254	130	296	.439	50	151	.331	46	61	.754	46	148	194	60	100	0	59	41	21	356	4.6
Ellington	45	1	393	55	126	.437	25	59	.424	10	11	.909	8	35	43	19	33	0	16	11	2	145	3.2
Larkin	48	0	489	52	137	.380	12	38	.316	16	25	.640	11	31	42	71	46	0	26	39	1	132	2.8
Mekel	31	1	292	30	86	.349	5	20	.250	8	12	.667	5	22	27	63	31	0	4	31	1	73	2.4
Ledo	11	0	33	6	17	.353	3	8	.375	4	4	1.000	0	2	2	2	2	0	1	2	0	19	1.7
James	30	0	146	11	23	.478	0	1	.000	6	11	.545	15	27	42	3	24	0	3	10	8	28	0.9
MAVERICKS	82	-	19830	3249	6858	.474	721	1877	.384	1378	1733	.795	840	2514	3354	1935	1636	4	704	1110	356	8597	104.8
OPPONENTS	82	-	19830	3096	6673	.464	678	1888	.359	1530	2019	.758	943	2569	3512	1808	1633	7	635	1312	288	8400	102.4

PLAYER	MIN	REB	AST	ST	TO	BL	PTS	MIN	REB	AST	STL	TO	BLK	PTS	FG	FGA	FT	FTA	REB	AST	PTS
Nowitzki	46	17	7	4	6	4	40	32.9	6.2	2.7	0.91	1.5	0.56	21.7	17	34	21	22	23	12	53
Ellis	46	9	13	5	8	2	37	36.9	3.6	5.7	1.72	3.2	0.28	19.0	18	39	16	19	12	17	48
Carter	31	10	9	3	6	2	23	24.4	3.5	2.6	0.75	1.3	0.43	11.9	20	36	23	27	16	14	51
Calderon	39	7	11	5	6	1	23	30.5	2.4	4.7	0.85	1.3	0.14	11.4	13	21	9	9	10	19	30
Marion	41	14	5	4	4	3	32	31.7	6.5	1.6	1.18	1.3	0.49	10.4	16	30	11	13	24	8	44
Wright	32	11	3	3	3	4	23	18.6	4.2	0.5	0.55	0.6	0.95	9.1	11	16	6T	8	13	4	25
Harris	40	7	11	4	4	1	20	20.4	2.1	4.5	0.70	1.5	0.05	7.9	14	25	20	24	8	18	47
Dalembert	35	15	2	3	4	7	20	20.2	6.8	0.5	0.51	1.1	1.18	6.6	17	22	9	14	23	5	35
Blair	29	18	5	5	4	3	18	15.6	4.7	0.9	0.77	1.0	0.27	6.4	14	21	7T	13	23	5T	28
Crowder	40	7	3	4	3	2	18	16.1	2.5	0.8	0.76	0.5	0.27	4.6	7C	13	6C	7C	14	5	18C
Ellington	23	6	4	3	3	1	12	8.7	1.0	0.4	0.36	0.2	0.04	3.2	10	17	6	6	7	5	26
Larkin	27	4	6	3	4	1	18	10.2	0.9	1.5	0.54	0.8	0.02	2.8	6C	8C	4C	5C	4C	6C	18C
Mekel	26	4	7	1	3	1	11	9.4	0.9	2.0	0.13	1.0	0.03	2.4	5C	12C	2C	2C	4C	7C	11C
Ledo	9	2	1	1	1	0	5	3.0	0.2	0.2	0.09	0.2	0.00	1.7	2C	3C	2C	2C	2C	1C	5C
James	22	6	1	1	3	2	7	4.9	1.4	0.1	0.10	0.3	0.27	0.9	6	10	6	6	9	1T	12
MAVERICKS	265	53	39	17	25	11	128	241.8	40.9	23.6	8.59	13.5	4.34	104.8	65	128	51	58	76	45	156
OPPONENTS	265	58	42	19	24	8	129	241.8	42.8	22.0	7.74	16.0	3.51	102.4	64	121	49	61	69	46	147

2013-14 Season Series with Dallas Mavericks

NATIONAL BASKETBALL ASSOCIATION

11/2/2013 American Airlines Center, Dallas, TX

Officials: #30 John Goble, #32 Eddie F. Rush, #49 Tom Washington

OFFICIAL SCORER'S REPORT

FINAL BOX

Time of Game: 2:23

Attendance: 20,262 (Sellout)

VISITOR: Memphis Grizzlies (1-2)

NO	PLAYER	MIN	FG	FGA	3P	3PA	FT	FTA	OR	DR	TOT	A	PF	ST	TO	BS	PTS	
21	Tayshaun Prince	F 17:17	1	2	0	0	1	2	0	2	2	1	1	1	3	0	3	
50	Zach Randolph	F 34:42	9	17	0	1	3	4	5	9	14	2	4	1	2	0	21	
33	Marc Gasol	C 35:39	8	14	0	1	7	7	1	4	5	1	5	0	1	0	23	
9	Tony Allen	G 20:11	0	6	0	1	0	0	2	1	3	0	2	1	1	0	0	
11	Mike Conley	G 38:02	7	16	1	4	9	10	2	2	4	8	2	3	1	1	24	
20	Quincy Pondexter		13:32	1	4	0	2	0	0	0	2	2	2	3	0	2	0	
13	Mike Miller		17:58	2	5	0	2	0	0	1	3	4	3	3	0	3	0	
7	Jerryd Bayless		30:57	4	11	2	5	1	1	0	7	7	2	6	0	3	0	
32	Ed Davis		5:55	1	1	0	0	0	0	0	1	1	2	0	0	1	2	
41	Kosta Koufos		17:23	3	9	0	0	1	2	6	2	8	0	4	0	1	0	
12	Nick Calathes		6:04	1	1	0	0	0	0	0	1	1	0	1	0	0	2	
30	Jon Leuer		2:21	0	1	0	0	0	0	0	0	0	0	1	0	0	0	
22	Jamaal Franklin	DNP - Coach's Decision																
TOTALS:			37	87	3	16	22	26	17	34	51	20	34	6	17	2	99	
PERCENTAGES:			42.5%		18.8%		84.6%		TM REB: 6		TOT TO: 18 (20 PTS)							

HOME: DALLAS MAVERICKS (2-1)

NO	PLAYER	MIN	FG	FGA	3P	3PA	FT	FTA	OR	DR	TOT	A	PF	ST	TO	BS	PTS	
0	Shawn Marion	F 34:32	6	17	0	2	9	10	6	8	14	4	2	0	1	2	21	
41	Dirk Nowitzki	F 32:22	7	16	3	4	7	8	0	6	6	1	3	2	2	0	24	
1	Samuel Dalembert	C 25:50	4	4	0	0	6	6	2	7	9	2	5	2	2	0	14	
11	Monte Ellis	G 38:00	5	14	0	1	8	10	1	2	3	2	3	3	2	0	18	
8	Jose Calderon	G 38:44	4	11	3	7	4	4	2	0	2	5	2	1	0	0	15	
25	Vince Carter		25:47	3	8	1	4	4	5	0	1	2	1	0	0	0	11	
45	DeJuan Blair		22:10	3	6	0	0	2	3	2	4	6	0	4	4	1	0	
9	Jae Crowder		16:01	0	2	0	0	0	0	1	2	3	1	0	0	1	0	
33	Gal Mekel		7:06	0	2	0	1	0	0	0	1	1	1	0	0	2	1	
21	Wayne Ellington	DNP - Coach's Decision																
5	Bernard James	DNP - Coach's Decision																
7	Ricky Ledo	DNP - Coach's Decision																
TOTALS:			32	80	7	19	40	46	14	31	45	18	20	12	11	4	111	
PERCENTAGES:			40.0%		36.8%		87.0%		TM REB: 6		TOT TO: 11 (15 PTS)							

SCORE BY PERIODS

	1	2	3	4	FINAL
Grizzlies	16	27	20	36	99
MAVERICKS	32	17	24	38	111

Inactive: Mavericks - Harris, Larkin, Wright

Technical Fouls - Delay of Game

Grizzlies (1): 5:19 2nd

MAVERICKS (1): 9:35 4th

Pts. In the Pt. Grizzlies 48 (24/43), MAVERICKS 46 (20/43)

2nd Chance Pts. Grizzlies 17 (8/14), MAVERICKS 18 (8/14)

FB Pts. Grizzlies 23 (7/11), MAVERICKS 20 (7/12)

Biggest Lead Grizzlies 4, MAVERICKS 21

Lead Changes 1

Times Tied 1

Copyright (c) 2013 NBA Properties, INC. All Rights Reserved

Copyright (c) 2013 NBA Properties, INC. All Rights Reserved

NATIONAL BASKETBALL ASSOCIATION													OFFICIAL SCORER'S REPORT FINAL BOX												
12/18/2013 American Airlines Center, Dallas, TX Officials: #19 James Capers, #42 Eric Lewis, #50 Olanis Poole													Time of Game: 2:14 Attendance: 19,425 (Sellout)												
VISITOR: Memphis Grizzlies (10-15)																									
NO	PLAYER	MIN	FG	FGA	3P	3PA	FT	FTA	OR	DR	TOT	A	PF	ST	TO	BS	PTS								
13	Mike Miller	F 29:51	3	5	2	4	0	0	1	3	4	2	1	0	1	0	8								
50	Zach Randolph	F 31:30	5	18	0	1	4	6	6	3	9	3	3	0	2	0	14								
41	Kosta Koufos	C 17:55	3	9	0	0	0	1	4	3	7	1	4	1	1	1	6								
9	Tony Allen	G 32:42	7	17	0	1	2	3	10	1	11	3	4	3	4	0	16								
7	Jerry Bayless	G 33:51	3	13	0	5	1	1	0	5	5	6	2	3	1	0	7								
30	Jon Leuer	23:09	6	10	2	2	0	0	0	1	1	1	5	1	1	0	14								
32	Ed Davis	23:04	6	11	0	0	0	1	1	1	2	0	2	0	2	0	12								
12	Nick Calathes	17:44	0	4	0	1	0	0	0	1	1	4	2	1	2	1	0								
22	Jamaal Franklin	9:54	1	1	1	1	0	0	0	1	1	1	1	1	0	0	3								
3	James Johnson	20:20	3	5	3	3	2	2	0	2	2	2	1	1	1	0	11								
11	Mike Conley	DND - Left Thigh Contusion																							
21	Tayshaun Prince	DND - Left Knee Soreness																							
TOTALS:			37	93	8	18	9	14	22	21	43	23	25	11	15	2	91								
PERCENTAGES:			39.8%	44.4%	64.3%	TM REB: 6			TOT TO: 15 (18 PTS)																
HOME: DALLAS MAVERICKS (15-10)																									
NO	PLAYER	MIN	FG	FGA	3P	3PA	FT	FTA	OR	DR	TOT	A	PF	ST	TO	BS	PTS								
0	Shawn Marion	F 30:36	5	10	0	0	0	0	1	6	7	1	1	1	1	1	10								
41	Dirk Nowitzki	F 27:04	9	15	0	1	2	2	1	5	6	5	3	2	1	1	20								
45	DeJuan Blair	C 19:31	3	6	0	0	0	1	2	3	5	2	1	1	1	0	6								
11	Monta Ellis	G 32:26	6	12	1	4	5	5	1	3	4	4	3	3	3	0	18								
8	Jose Calderon	G 32:03	5	7	2	4	0	0	0	1	1	3	1	0	0	0	12								
25	Vince Carter	29:44	4	6	1	2	5	6	1	3	4	6	2	0	2	1	14								
34	Brandan Wright	13:14	0	3	0	0	4	4	1	1	2	0	0	0	1	3	4								
9	Jee Crowder	21:07	3	6	0	2	2	2	0	5	5	0	1	2	1	2	8								
3	Shane Larkin	13:57	2	4	1	2	0	0	0	0	0	0	0	0	2	0	5								
21	Wayne Ellington	3:06	0	1	0	0	0	0	0	0	0	1	0	0	0	0	0								
1	Samuel Dalembert	13:20	3	3	0	0	2	3	4	3	7	1	2	2	2	2	8								
33	Gal Mekel	1:56	0	0	0	0	0	0	0	0	0	0	0	0	0	0	0								
5	Bernard James	1:56	0	0	0	0	0	0	0	1	1	0	0	0	0	0	0								
TOTALS:			40	73	5	15	20	23	11	31	42	25	16	11	15	10	105								
PERCENTAGES:			54.8%	33.3%	87.0%	TM REB: 6			TOT TO: 15 (12 PTS)																
SCORE BY PERIODS		1	2	3	4	FINAL																			
Grizzlies		21	18	27	25	91																			
MAVERICKS		27	25	26	27	105																			
Inactive: Grizzlies - Gasol, Ponder; Mavericks - Harris, Lelo																									
Pts. in the Pt. Grizzlies 54 (27/63), MAVERICKS 36 (18/30)																									
2nd Chance Pts. Grizzlies 21 (8/21), MAVERICKS 11 (5/9)																									
FB Pts. Grizzlies 6 (3/6), MAVERICKS 14 (7/12)																									
Biggest Lead Grizzlies 11, MAVERICKS 21																									
Lead Changes 4																									
Times Tied 0																									
Copyright (c) 2013 NBA Properties, INC. All Rights Reserved																									

WESTERN CONFERENCE PLAYOFF OPPONENTS

2013-2014 SEASON SERIES (1-3)

MEMPHIS GRIZZLIES

VS. DALLAS

	-FIELD GOALS-						-3-POINT FG--			-FREE THROWS-			--REBOUNDS--											
PLAYER	G	GS	MIN	FG	FGA	PCT	FG	FGA	PCT	FT	FTA	PCT	OFF	DEF	TOT	AST	PF	DQ	STL	TO	BLK	PTS	AVG	
Conley	2	2	80	15	32	.469	2	9	.222	14	17	.824	2	6	8	13	6	0	5	4	1	46	23.0	
Randolph	4	4	152	35	73	.479	0	2	.000	17	24	.708	22	24	46	10	15	0	2	9	1	87	21.8	
Gasol	3	3	119	20	33	.606	0	2	.000	14	19	.737	3	15	18	15	11	0	4	7	1	54	18.0	
Lee (TOT)	2	2	75	13	25	.520	4	12	.333	3	3	1.000	3	3	6	7	6	0	1	3	1	33	16.5	
Lee (MEM)	2	2	75	13	25	.520	4	12	.333	3	3	1.000	3	3	6	7	6	0	1	3	1	33	16.5	
Johnson	2	0	45	9	16	.563	5	7	.714	5	6	.833	0	3	3	3	4	0	1	2	4	28	14.0	
Allen	3	2	76	13	34	.382	0	3	.000	3	8	.375	16	5	21	5	8	0	5	8	0	29	9.7	
Bayless	2	1	65	7	24	.292	2	10	.200	2	2	1.000	0	12	12	8	8	1	3	4	0	18	9.0	
Davis	3	0	41	9	14	.643	0	0	---	0	1	.000	3	4	7	1	5	0	0	4	1	18	6.0	
Koufos	3	1	43	8	21	.381	0	0	---	1	3	.333	10	6	16	1	9	0	2	2	1	17	5.7	
Calathes	4	1	76	8	19	.421	3	6	.500	2	2	1.000	3	5	8	10	8	0	5	9	1	21	5.3	
Leuer	3	0	35	6	12	.500	2	2	1.000	0	0	---	0	4	4	2	6	0	1	1	0	14	4.7	
Udrih (TOT)	1	1	33	2	6	.333	0	1	.000	0	0	---	0	3	3	8	2	0	2	3	0	4	4.0	
Miller	4	1	80	6	16	.375	3	11	.273	0	0	---	3	8	11	8	6	0	0	7	0	15	3.8	
Franklin	1	0	10	1	1	1.000	1	1	1.000	0	0	---	0	1	1	1	1	0	1	0	0	3	3.0	
Prince	3	3	66	3	12	.250	0	2	.000	1	2	.500	2	9	11	5	1	0	1	3	0	7	2.3	
Pondexter	1	0	14	1	4	.250	0	2	.000	0	0	---	0	2	2	2	3	0	0	2	0	2	2.0	
Morris (TOT)	3	0	25	2	7	.286	0	2	.000	1	1	1.000	0	2	2	5	3	0	0	2	0	5	1.7	
Morris (MEM)	1	0	7	0	1	.000	0	1	.000	0	0	---	0	0	0	1	1	0	0	1	0	0	0.0	
GRIZZLIES	4	-	985	154	337	.457	22	70	.314	62	87	.713	67	107	174	92	98	1	31	67	11	392	98.0	
MAVERICKS	4	-	985	158	323	.489	28	82	.341	87	105	.829	51	110	161	89	79	0	41	52	21	431	107.8	

	-- SINGLE-GAME HIGHS --							----- AVERAGE PER GAME -----							-CAREER HIGHS (C=SET, T=TIED THIS SEASON)-										
PLAYER	MIN	REB	AST	ST	TO	BL	PTS	MIN	REB	AST	STL	TO	BLK	PTS	FG	FGA	FT	FTA	REB	AST	PTS	FG	FGA	FT	FTA
Conley	42	4	8	3	3	1	24	39.8	4.0	6.5	2.50	2.0	0.50	23.0	11	18	9C	10C	6	11	25	11	18	9C	10C
Randolph	46	14	4	1	3	1	27	38.1	11.5	2.5	0.50	2.3	0.25	21.8	14	25	8	11	20	6	33	14	25	8	11
Gasol	46	9	9	2	6	1	23	39.7	6.0	5.0	1.33	2.3	0.33	18.0	9C	14T	9	11	15	9C	23C	9C	14T	9	11
Lee (TOT)	40	5	4	1	2	1	22	37.5	3.0	3.5	0.50	1.5	0.50	16.5	10C	20	3T	3T	8	4C	22C	10C	20	3T	3T
Lee (MEM)	40	5	4	1	2	1	22	37.5	3.0	3.5	0.50	1.5	0.50	16.5											
Johnson	25	2	2	1	1	4	17	22.7	1.5	1.5	0.50	1.0	2.00	14.0	6T	12	4	5	7	7	17C	6T	12	4	5
Allen	33	11	3	3	4	0	16	25.2	7.0	1.7	1.67	2.7	0.00	9.7	7C	17C	5	6	11C	4	16C	7C	17C	5	6
Bayless	34	7	6	3	3	0	11	32.4	6.0	4.0	1.50	2.0	0.00	9.0	7	16	5	6	7C	8	19	7	16	5	6
Davis	23	4	1	0	2	1	12	13.7	2.3	0.3	0.00	1.3	0.33	6.0	6T	11C	5	8	12	3	17	6T	11C	5	8
Koufos	18	8	1	1	1	1	7	14.4	5.3	0.3	0.67	0.7	0.33	5.7	8	11	3	3	14	2	18	8	11	3	3
Calathes	41	5	5	3	6	1	16	19.1	2.0	2.5	1.25	2.3	0.25	5.3	6C	12C	2C	2C	5C	5C	16C	6C	12C	2C	2C
Leuer	23	3	1	1	1	0	14	11.8	1.3	0.7	0.33	0.3	0.00	4.7	6C	10C	0T	0T	3C	1C	14C	6C	10C	0T	0T
Udrih (TOT)	33	3	8	2	3	0	4	32.9	3.0	8.0	2.00	3.0	0.00	4.0	10	16	7	8	9	8C	25	10	16	7	8
Miller	30	4	3	0	3	0	8	20.0	2.8	2.0	0.00	1.8	0.00	3.8	11	21	7	9	10	9	32	11	21	7	9
Franklin	10	1	1	1	0	0	3	9.9	1.0	1.0	1.00	0.0	0.00	3.0	1C	1C	0C	0C	1C	1C	3C	1C	1C	0C	0C
Prince	25	5	2	1	3	0	4	22.0	3.7	1.7	0.33	1.0	0.00	2.3	12	26	10	10	8	5	28	12	26	10	10
Pondexter	14	2	2	0	2	0	2	13.5	2.0	2.0	0.00	2.0	0.00	2.0	4	8	4	6	8	4	12	4	8	4	6
Morris (TOT)	11	2	3	0	1	0	3	8.3	0.7	1.7	0.00	0.7	0.00	1.7	3	9	1T	2	4	3C	7	3	9	1T	2
Morris (MEM)	7	0	1	0	1	0	0	7.4	0.0	1.0	0.00	1.0	0.00	0.0											
GRIZZLIES	265	51	25	11	18	6	106	246.3	43.5	23.0	7.75	16.8	2.75	98.0	46	93T	31	45	54	31	112	46	93T	31	45
MAVERICKS	265	45	25	12	15	10	111	246.3	40.3	22.3	10.25	13.0	5.25	107.8	47	106	40C	46C	76	32	120	47	106	40C	46C

WESTERN CONFERENCE PLAYOFF OPPONENTS

2013-2014 SEASON SERIES (3-1)

DALLAS MAVERICKS


VS. MEMPHIS

PLAYER				-FIELD GOALS-			-3-POINT FG--			-FREE THROWS-			--REBOUNDS--			PF	DQ	STL	TO	BLK	PTS	AVG	
	G	GS	MIN	FG	FGA	PCT	FG	FGA	PCT	FT	FTA	PCT	OFF	DEF	TOT								
Nowitzki	4	4	140	38	67	.567	9	18	.500	15	17	.882	1	22	23	11	8	0	6	8	5	100	25.0
Ellis	4	4	152	24	63	.381	4	12	.333	16	19	.842	5	14	19	14	8	0	10	9	1	68	17.0
Marion	4	4	130	18	41	.439	3	8	.375	9	10	.900	10	18	28	7	8	0	5	3	3	48	12.0
Carter	4	0	106	16	33	.485	4	12	.333	11	15	.733	2	7	9	15	9	0	2	5	1	47	11.8
Wright	3	0	56	11	16	.688	0	0	---	9	11	.818	5	4	9	1	6	0	0	1	3	31	10.3
Calderon	4	4	129	15	35	.429	7	20	.350	4	4	1.000	3	3	6	17	7	0	1	3	0	41	10.3
Dalembert	4	3	74	14	19	.737	0	0	---	10	12	.833	13	16	29	3	16	0	4	7	2	38	9.5
Blair	4	1	68	10	19	.526	0	0	---	8	10	.800	9	11	20	3	11	0	7	4	2	28	7.0
Harris	2	0	43	5	11	.455	0	5	.000	3	5	.600	0	4	4	13	3	0	2	6	0	13	6.5
Larkin	1	0	14	2	4	.500	1	2	.500	0	0	---	0	0	0	2	0	0	0	2	0	5	5.0
Crowder	4	0	60	5	12	.417	0	4	.000	2	2	1.000	3	9	12	1	3	0	4	2	3	12	3.0
Ellington	1	0	3	0	1	.000	0	0	---	0	0	---	0	0	0	1	0	0	0	0	0	0	0.0
James	1	0	2	0	0	---	0	0	---	0	0	---	0	1	1	0	0	0	0	0	0	0	0.0
Mekel	2	0	9	0	2	.000	0	1	.000	0	0	---	0	1	1	1	0	0	0	2	1	0	0.0
MAVERICKS	4	-	985	158	323	.489	28	82	.341	87	105	.829	51	110	161	89	79	0	41	52	21	431	107.8
GRIZZLIES	4	-	985	154	337	.457	22	70	.314	62	87	.713	67	107	174	92	98	1	31	67	11	392	98.0

PLAYER	-- SINGLE-GAME HIGHS --							----- AVERAGE PER GAME -----							-CAREER HIGHS (C=SET, T=TIED THIS SEASON)-						
	MIN	REB	AST	ST	TO	BL	PTS	MIN	REB	AST	STL	TO	BLK	PTS	FG	FGA	FT	FTA	REB	AST	PTS
Nowitzki	46	6	5	2	2	4	30	35.0	5.8	2.8	1.50	2.0	1.25	25.0	14	29	12	14	18	7	38
Ellis	42	6	4	3	3	1	18	37.9	4.8	3.5	2.50	2.3	0.25	17.0	12	29	14	19	9	12	39
Marion	34	14	4	3	1	2	21	32.6	7.0	1.8	1.25	0.8	0.75	12.0	12	25	9C	10C	19	8	32
Carter	30	4	7	2	2	1	14	26.5	2.3	3.8	0.50	1.3	0.25	11.8	14	30	12	14	10	12	37
Wright	25	4	1	0	1	3	17	18.7	3.0	0.3	0.00	0.3	1.00	10.3	7	11	5C	7C	7	1T	17C
Calderon	39	2	5	1	2	0	15	32.3	1.5	4.3	0.25	0.8	0.00	10.3	6	15	7	7	6	10	18
Dalembert	26	10	2	2	2	2	14	18.5	7.3	0.8	1.00	1.8	0.50	9.5	6T	15	6C	6T	16	3	17
Blair	22	7	2	4	2	2	8	16.9	5.0	0.8	1.75	1.0	0.50	7.0	5	9	4C	5	10	4	10
Harris	26	3	10	2	4	0	10	21.3	2.0	6.5	1.00	3.0	0.00	6.5	9	18	9	12	5	13	28
Larkin	14	0	2	0	2	0	5	14.0	0.0	2.0	0.00	2.0	0.00	5.0	2C	4C	0C	0C	0C	2C	5C
Crowder	21	5	1	2	1	2	8	14.9	3.0	0.3	1.00	0.5	0.75	3.0	3T	9	2T	4	5T	2	9
Ellington	3	0	1	0	0	0	0	3.1	0.0	1.0	0.00	0.0	0.00	0.0	8	13	3	4	7	3	17
James	2	1	0	0	0	0	0	1.9	1.0	0.0	0.00	0.0	0.00	0.0	0T	3	0T	0T	3	0T	0T
Mekel	7	1	1	0	2	1	0	4.5	0.5	0.5	0.00	1.0	0.50	0.0	0C	2C	0C	0C	1C	1C	0C
MAVERICKS	265	45	25	12	15	10	111	246.3	40.3	22.3	10.25	13.0	5.25	107.8	47	106	40C	46C	76	32	120
GRIZZLIES	265	51	25	11	18	6	106	246.3	43.5	23.0	7.75	16.8	2.75	98.0	46	93T	31	45	54	31	112



GRIZZLIES & NBA STATISTICS



2013-14 GRIZZLIES STATISTICS

CUMULATIVE STATISTICS

Through April 16 (50-32)

MEMPHIS GRIZZLIES

2013-2014 REGULAR SEASON STATISTICS

PLAYER				-FIELD GOALS-			-3-POINT FG--			-FREE THROWS-			--REBOUNDS--			AST	PF	DQ	STL	TO	BLK	PTS	AVG
	G	GS	MIN	FG	FGA	PCT	FG	FGA	PCT	FT	FTA	PCT	OFF	DEF	TOT								
Randolph	79	79	2705	560	1198	.467	2	20	.100	250	337	.742	265	530	795	200	210	0	54	183	23	1372	17.4
Conley	73	73	2446	463	1030	.450	105	291	.361	225	276	.815	41	172	213	441	141	1	110	150	13	1256	17.2
Gasol	59	59	1970	336	711	.473	2	11	.182	185	241	.768	84	340	424	215	150	1	59	111	76	859	14.6
Lee (TOT)	79	47	1973	295	614	.480	72	194	.371	99	112	.884	29	158	187	115	127	1	65	73	28	761	9.6
Lee (MEM)	49	47	1469	205	431	.476	49	142	.345	81	90	.900	21	117	138	83	90	0	45	48	19	540	11.0
Allen	55	28	1278	204	413	.494	11	47	.234	76	121	.628	79	129	208	94	121	0	90	90	19	495	9.0
Bayless	31	5	650	90	239	.377	25	83	.301	45	57	.789	8	51	59	66	72	1	20	22	5	250	8.1
Johnson	52	4	956	143	308	.464	22	87	.253	76	90	.844	60	106	166	111	102	1	42	66	57	384	7.4
Miller	82	4	1707	213	443	.481	107	233	.459	46	56	.821	30	177	207	130	95	0	26	77	5	579	7.1
Koufos	80	22	1349	227	459	.495	0	0	---	60	93	.645	160	258	418	39	182	1	32	67	71	514	6.4
Pondexter	15	2	270	31	79	.392	11	34	.324	21	26	.808	10	16	26	20	18	0	5	15	1	94	6.3
Leuer	49	0	642	121	246	.492	23	49	.469	37	47	.787	37	121	158	20	63	0	18	27	13	302	6.2
Prince	76	76	1948	200	492	.407	20	69	.290	34	60	.567	32	202	234	119	63	0	39	41	19	454	6.0
Davis	63	4	956	155	290	.534	0	0	---	47	89	.528	92	168	260	27	114	0	17	40	43	357	5.7
Calathes	71	7	1173	142	311	.457	19	61	.311	44	72	.611	23	114	137	207	117	0	66	101	8	347	4.9
Udrih (TOT)	41	12	643	78	178	.438	19	42	.452	25	30	.833	10	49	59	116	50	1	23	47	4	200	4.9
Udrih (MEM)	10	0	55	10	18	.556	2	2	1.000	5	6	.833	0	2	2	6	4	0	1	5	1	27	2.7
Morris (TOT)	27	0	313	39	96	.406	12	38	.316	17	26	.654	7	19	26	44	33	0	13	27	0	107	4.0
Morris (MEM)	5	0	66	6	16	.375	2	7	.286	1	3	.333	4	4	8	8	3	0	3	6	0	15	3.0
Franklin	21	0	162	16	39	.410	5	11	.455	2	2	1.000	4	19	23	6	23	0	4	11	2	39	1.9
Curry	1	0	4	0	0	---	0	0	---	0	0	---	0	0	0	0	0	0	0	0	0	0	0.0
GRIZZLIES	82	-	19805	3122	6723	.464	405	1147	.353	1235	1666	.741	950	2526	3476	1792	1568	5	631	1124	375	7884	96.1
OPPONENTS	82	-	19805	2924	6500	.450	615	1731	.355	1292	1686	.766	809	2403	3212	1632	1553	6	591	1162	410	7755	94.6

	-- SINGLE-GAME HIGHS --							----- AVERAGE PER GAME -----							--CAREER HIGHS (C=SET, T=TIED THIS SEASON)--													
PLAYER	MIN	REB	AST	ST	TO	BL	PTS	MIN	REB	AST	STL	TO	BLK	PTS	FG	FGA	FT	FTA	REB	AST	PTS	FG	FGA	FT	FTA	REB	AST	PTS
Randolph	46	20	7	4	7	4	32	34.2	10.1	2.5	0.68	2.3	0.29	17.4	17	40	15	20	25	8	43	17	40	15	20	25	8	43
Conley	42	7	14	6	6	1	31	33.5	2.9	6.0	1.51	2.1	0.18	17.2	14	23C	12	14	10	15	31T	14	23C	12	14	10	15	31T
Gasol	46	15	9	3	6	4	24	33.4	7.2	3.6	1.00	1.9	1.29	14.6	13	25	12	14	16	11	30	13	25	12	14	16	11	30
Lee (TOT)	40	9	7	3	4	2	24	25.0	2.4	1.5	0.82	0.9	0.35	9.6	13	20	9	9	9T	7C	30	13	20	9	9	9T	7C	30
Lee (MEM)	40	9	7	3	4	2	24	30.0	2.8	1.7	0.92	1.0	0.39	11.0														
Allen	37	11	5	6	5	2	19	23.2	3.8	1.7	1.64	1.6	0.35	9.0	11	17T	11	14	11T	7	30	11	17T	11	14	11T	7	30
Bayless	34	7	6	3	3	2	22	21.0	1.9	2.1	0.65	0.7	0.16	8.1	12	24	11	12	8	11	31	12	24	11	12	8	11	31
Johnson	33	10	8	4	4	6	20	18.4	3.2	2.1	0.81	1.3	1.10	7.4	10	21	8	10C	13	8C	23	10	21	8	10C	13	8C	23
Miller	33	9	5	2	3	1	21	20.8	2.5	1.6	0.32	0.9	0.06	7.1	16	27	12	13	19	14	45	16	27	12	13	19	14	45
Koufos	40	16	3	2	4	4	17	16.9	5.2	0.5	0.40	0.8	0.89	6.4	10	17	7C	9C	16T	3T	22	10	17	7C	9C	16T	3T	22
Pondexter	32	6	5	3	2	1	22	18.0	1.7	1.3	0.33	1.0	0.07	6.3	8C	14	7	9	8	5C	22C	8C	14	7	9	8	5C	22C
Leuer	32	12	3	2	2	3	23	13.1	3.2	0.4	0.37	0.6	0.27	6.2	10C	14C	5C	6C	12C	5	23C	10C	14C	5C	6C	12C	5	23C
Prince	39	9	5	3	3	2	21	25.6	3.1	1.6	0.51	0.5	0.25	6.0	13	26	10	11	16	12	34	13	26	10	11	16	12	34
Davis	33	17	2	2	3	3	21	15.2	4.1	0.4	0.27	0.6	0.68	5.7	11	15	8	12	17C	6	24	11	15	8	12	17C	6	24
Calathes	41	8	9	4	6	2	22	16.5	1.9	2.9	0.93	1.4	0.11	4.9	8C	15C	6C	9C	8C	9C	22C	8C	15C	6C	9C	8C	9C	22C
Udrih (TOT)	40	8	10	4	4	1	21	15.7	1.4	2.8	0.56	1.1	0.10	4.9	13	24	9	11	10	17	34	13	24	9	11	10	17	34
Udrih (MEM)	12	1	2	1	2	1	6	5.5	0.2	0.6	0.10	0.5	0.10	2.7														
Morris (TOT)	27	3	5	4	5	0	20	11.6	1.0	1.6	0.48	1.0	0.00	4.0	6C	10T	6C	9C	5	6	20C	6C	10T	6C	9C	5	6	20C
Morris (MEM)	21	3	3	3	2	0	6	13.1	1.6	1.6	0.60	1.2	0.00	3.0														
Franklin	21	4	1	2	2	1	8	7.7	1.1	0.3	0.19	0.5	0.10	1.9	3C	6C	2C	2C	4C	1C	8C	3C	6C	2C	2C	4C	1C	8C
Curry	4	0	0	0	0	0	0	4.1	0.0	0.0	0.00	0.0	0.00	0.0	1	3	0T	0T	1	0T	3	1	3	0T	0T	1	0T	3
GRIZZLIES	265	59	31	14	22	13	120	241.5	42.4	21.9	7.70	13.7	4.57	96.1	55	116	45	51	64	40	144	55	116	45	51	64	40	144
OPPONENTS	265	51	31	14	22	10	116	241.5	39.2	19.9	7.21	14.2	5.00	94.6	56	111	45	53	76	42	138	56	111	45	53	76	42	138

2013-14 GRIZZLIES STATISTICS

2013-2014 HIGH GAMES

PLAYER	MINUTES	FIELD GOALS	FREE THROWS	----- OFFENSIVE	REBOUNDS DEFENSIVE	----- TOTAL	ASSISTS	STEALS	TURNOVERS	BLOCKED SHOTS	POINTS
TONY ALLEN	37 JAN. 3 at Den.	8 (2) FEB. 26 vs LA-L	5 (2) APR. 11 vs Phil.	10C DEC. 18 at Dall.	6 (4) FEB. 26 vs LA-L	11T DEC. 18 at Dall.	5 DEC. 17 vs LA-L	6 NOV. 25 vs Hou.	5 MAR. 14 at Tor.	2 NOV. 25 vs Hou.	19 DEC. 21 at N.Y.
JERRYD BAYLESS	34 DEC. 18 at Dall.	6 (6) JAN. 2 at Phoe.	9 NOV. 27 at Bos.	2T OCT. 30 at S.A.	7T NOV. 2 at Dall.	7 NOV. 2 at Dall.	6 (2) DEC. 18 at Dall.	3 DEC. 18 at Dall.	3 (4) DEC. 30 vs Chi.	2 DEC. 7 vs G.S.	22 NOV. 27 at Bos.
NICK CALATHES	41C FEB. 5 vs Dall.	8C(2) FEB. 11 vs Wash.	6C APR. 11 vs Phil.	3C MAR. 14 at Tor.	5C(4) MAR. 14 at Tor.	8C MAR. 14 at Tor.	9C MAR. 11 vs Port.	4C(3) MAR. 5 at Brk.	6C(2) FEB. 9 at Clev.	2C FEB. 12 at Orl.	22C FEB. 1 vs Milw.
MIKE CONLEY	42 (2) APR. 16 vs Dall.	12 (4) JAN. 7 vs S.A.	10 (2) APR. 4 vs Den.	3 (3) DEC. 30 vs Chi.	6 JAN. 15 at Milw.	7 JAN. 15 at Milw.	14 DEC. 3 vs Phoe.	6 DEC. 30 vs Chi.	6 (2) MAR. 5 at Brk.	1 (13) MAR. 1 vs Clev.	31T JAN. 10 vs Phoe.
SETH CURRY	4 JAN. 5 at Det.	0	0T	0T	0	0	0T	0	0T	0T	0
ED DAVIS	33 DEC. 3 vs Phoe.	8 (2) JAN. 2 at Phoe.	5 (3) DEC. 28 vs Den.	5 JAN. 5 at Det.	13C JAN. 10 vs Phoe.	17C JAN. 10 vs Phoe.	2 (5) FEB. 3 at OKC.	2 (3) FEB. 11 vs Wash.	3 (2) JAN. 5 at Det.	3 (4) APR. 13 at LA-L	21 DEC. 3 vs Phoe.
JAMAAL FRANKLIN	21C DEC. 17 vs LA-L	3C DEC. 9 vs Orl.	2C DEC. 11 vs OKC.	1C(4) JAN. 15 at Milw.	3C(2) DEC. 9 vs Orl.	4C NOV. 11 at Ind.	1C(6) FEB. 1 vs Milw.	2C DEC. 11 vs OKC.	2C(2) FEB. 3 at OKC.	1C(2) FEB. 1 vs Milw.	8C DEC. 9 vs Orl.
MARC GASOL	46 APR. 16 vs Dall.	9 (4) APR. 16 vs Dall.	8 (2) APR. 4 vs Den.	5 NOV. 13 vs Tor.	11 (2) APR. 13 at LA-L	15 APR. 13 at LA-L	9 (2) APR. 16 vs Dall.	3 (7) APR. 13 at LA-L	6 FEB. 5 vs Dall.	4 (6) MAR. 19 vs Utah	24 APR. 4 vs Den.
JAMES JOHNSON	33 DEC. 23 vs Utah	7 (4) APR. 6 at S.A.	7 (2) FEB. 11 vs Wash.	4T FEB. 1 vs Milw.	7 DEC. 30 vs Chi.	10 DEC. 30 vs Chi.	8C JAN. 25 vs Hou.	4 JAN. 25 vs Hou.	4 JAN. 2 at Phoe.	6T JAN. 15 at Milw.	20 APR. 6 at S.A.
KOSTA KOUFOS	40C NOV. 30 vs Brk.	7 (2) JAN. 25 vs Hou.	7C DEC. 5 vs LA-C	9C DEC. 7 vs G.S.	11T NOV. 27 at Bos.	16T DEC. 7 vs G.S.	3T JAN. 15 at Milw.	2 (6) MAR. 5 at Brk.	4 NOV. 9 vs G.S.	4 NOV. 18 at LA-C	17 DEC. 5 vs LA-C
COURTNEY LEE Mem.	40 (2) FEB. 5 vs Dall.	10 FEB. 5 vs Dall.	6 JAN. 24 at Hou.	3 FEB. 5 vs Dall.	8C FEB. 22 at Cha.	9T FEB. 22 at Cha.	7C FEB. 1 vs Milw.	3 (5) MAR. 21 at Miami	4T APR. 9 vs Miami	2 (2) MAR. 1 vs Clev.	24 JAN. 14 vs OKC.
JON LEUER	32T DEC. 11 vs OKC.	10C DEC. 3 vs Phoe.	5C(2) JAN. 5 at Det.	5T DEC. 15 vs Minn.	9C DEC. 9 vs Orl.	12C DEC. 9 vs Orl.	3 DEC. 5 vs LA-C	2T(2) DEC. 11 vs OKC.	2 (7) MAR. 5 at Brk.	3C DEC. 3 vs Phoe.	23C(2) JAN. 5 at Det.
MIKE MILLER	33 JAN. 2 at Phoe.	8 (2) APR. 14 at Phoe.	4 JAN. 5 at Det.	2 (3) DEC. 26 at Hou.	9 NOV. 9 vs G.S.	9 NOV. 9 vs G.S.	5 DEC. 17 vs LA-L	2 (5) MAR. 30 at Port.	3 (4) APR. 16 vs Dall.	1 (5) MAR. 30 at Port.	21 APR. 14 at Phoe.
DARIUS MORRIS Mem.	21 FEB. 8 at Atl.	2 (3) FEB. 12 at Orl.	1 FEB. 12 at Orl.	2 FEB. 9 at Clev.	1 (4) FEB. 12 at Orl.	3 FEB. 9 at Clev.	3 FEB. 9 at Clev.	3 FEB. 8 at Atl.	2 (2) FEB. 11 vs Wash.	0	6 FEB. 12 at Orl.
QUINCY FONDEXTER	32 NOV. 20 at G.S.	8C NOV. 30 vs Brk.	6 DEC. 5 vs LA-C	2 (2) NOV. 15 at LA-L	5T NOV. 17 at Sac.	6 NOV. 15 at LA-L	5C DEC. 5 vs LA-C	3 DEC. 5 vs LA-C	2 (5) NOV. 30 vs Brk.	1T OCT. 30 at S.A.	22C NOV. 30 vs Brk.
TAYSHAUN PRINCE	39 FEB. 18 vs N.Y.	8 MAR. 3 at Wash.	4 (2) NOV. 18 at LA-C	3 MAR. 21 at Miami	8 (2) APR. 14 at Phoe.	9 NOV. 17 at Sac.	5 FEB. 3 at OKC.	3T DEC. 15 vs Minn.	3 NOV. 2 at Dall.	2 JAN. 20 vs N.O.	21 MAR. 3 at Wash.
ZACH RANDOLPH	46 (2) APR. 16 vs Dall.	15 APR. 14 at Phoe.	9 JAN. 14 vs OKC.	10 JAN. 20 vs N.O.	12 (3) APR. 4 vs Den.	20 JAN. 20 vs N.O.	7 (2) JAN. 10 vs Phoe.	4 (2) MAR. 1 vs Clev.	7T DEC. 5 vs LA-C	4 JAN. 17 vs Sac.	32 APR. 14 at Phoe.
BENO UDRIH Mem.	12 APR. 6 at S.A.	3 APR. 6 at S.A.	2 (2) MAR. 15 at Phil.	0	1 (2) MAR. 30 at Port.	1 (2) MAR. 30 at Port.	2 (2) APR. 6 at S.A.	1 MAR. 5 at Brk.	2 MAR. 5 at Brk.	1 MAR. 22 vs Ind.	6 (2) APR. 6 at S.A.
GRIZZLIES High Games	265 (5) APR. 16 vs Dall.	48 MAR. 24 vs Minn.	34 APR. 4 vs Den.	22 DEC. 18 at Dall.	43 DEC. 21 at N.Y.	59 (2) JAN. 5 at Det.	31 JAN. 5 at Det.	14 FEB. 8 at Atl.	22 MAR. 15 at Phil.	13 JAN. 17 vs Sac.	120 DEC. 28 vs Den.
GRIZZLIES Low Games	240 (77) APR. 14 at Phoe.	29 DEC. 5 vs LA-C	1 FEB. 8 at Atl.	4 JAN. 17 vs Sac.	21 (2) DEC. 18 at Dall.	29 NOV. 6 vs N.O.	13 DEC. 7 vs G.S.	1 JAN. 10 vs Phoe.	7 (2) DEC. 23 vs Utah	1 (5) APR. 16 vs Dall.	77 FEB. 3 at OKC.
OPPONENTS High Games	265 (5) APR. 16 vs Dall.	44 (2) APR. 16 vs Dall.	40 NOV. 2 at Dall.	17 NOV. 27 at Bos.	38 FEB. 9 at Clev.	51 JAN. 15 at Milw.	31 APR. 2 at Minn.	14 (2) APR. 11 vs Phil.	22 MAR. 15 at Phil.	10 (4) FEB. 26 vs LA-L	116 DEC. 11 vs OKC.
OPPONENTS Low Games	240 (77) APR. 14 at Phoe.	27 MAR. 22 vs Ind.	4 NOV. 20 at G.S.	3 DEC. 9 vs Orl.	19 DEC. 28 vs Den.	25 DEC. 28 vs Den.	12 (3) JAN. 14 vs OKC.	1 NOV. 27 at Bos.	6 (2) JAN. 10 vs Phoe.	1 MAR. 14 at Tor.	71 MAR. 22 vs Ind.

"C" indicates a new career-high, "T" a tied career-high.

Numbers in parentheses indicate the number of games in which a player or team has reached a given total (if more than one).

2013-14 GRIZZLIES STATISTICS

MEMPHIS GRIZZLIES 2013-14 GAME-BY-GAME

G	Date	Opp.	W/L	Score	Rec.	Att.	1 st	2 nd	Half	3 rd	4 th	OT	2OT	Grizzlies High Pts	High Rebs	High Asts	Opponents High Pts
1	10/30	@ SA	L	94-101	0-1	18,581	20-18	2-30	22-48	31-24	36-29			Allen 15	Gasol 9	Conley 7	BD/KL 14
2	11/1	vs DET	W (OT)	111-10	1-1	18,119	17-21	30-20	47-41	20-28	28-26			Conley 22	Randolph 10	Gasol 5	JS/RS 19
3	11/2	@ DAL	L	99-111	1-2	20,262	16-32	27-17	43-49	20-24	36 -38		16-13	Conley 24	Randolph 14	Conley 8	Nowitzki 24
4	11/4	vs BOS	W	95-88	2-2	15,872	27-24	19-26	46-50	20-22	29-16			JB/MC/ZR 15	Gasol 8	Conley 8	Green 22
5	11/6	vs NO	L	84-99	2-3	15,209	18-33	23-18	41-51	16-28	27-20			Conley 26	Miller 6	Gasol 4	Gordon 19
6	11/9	vs GSW	W	108-90	3-3	16,989	32-29	22-21	54-50	36 -27	18-13			Randolph 23	Randolph 11	Conley 6	Curry 22
7	11/11	@ IND	L	79-95	3-4	13,130	16-23	23-23	39-46	16-26	24-23			Gasol 15	Davis 7	Calathes 6	George 23
8	11/13	vs TOR	L	87-103	3-5	15,971	20-26	24-29	44-55	27-23	16-25			Conley 29	MG/ZR 10	Conley 5	Gay 23
9	11/15	@ LAL	W	89-86	4-5	18,997	24-17	16-23	40-40	23-26	26-20			Randolph 28	Randolph 11	Conley 7	Meeks 25
10	11/17	@ SAC	W	97-86	5-5	15,630	25-18	22-16	47-34	27-31	23-21			Randolph 22	Randolph 10	Conley/Gasol 9	Outlaw 18
11	11/18	@ LAC	W	106-102	6-5	19,060	29-20	23-31	52-51	29-30	25-21			Randolph 26	Randolph 15	Gasol 8	Griffin 23
12	11/20	@ GSW	W (OT)	88-81	7-5	19,596	16-26	18-18	34-44	25-13	16-18			Randolph 21	Randolph 12	Conley/Gasol 4	Thompson 21
13	11/22	vs SA	L	86-102	7-6	17,109	21-26	16-25	37-51	28-20	21-31		13-6	Conley 28	Randolph 10	Allen 4	Parker 20
14	11/25	vs HOU	L	86-93	7-7	15,246	24-20	20-12	44-32	19-23	23-38			Prince 16	Koufos 13	Conley 10	Parsons 17
15	11/27	@ BOS	W	100-93	8-7	17,319	27-13	22-23	49-36	20-23	31-34			Bayless 22	Koufos 13	Conley 9	Green 26
16	11/30	vs BKN	L	88-97	8-8	17,012	19-24	18-24	37-48	25-28	23-24			Pondexter 22	Koufos 11	Conley 10	Johnson 26
17	12/3	vs PHO	W	110-91	9-8	15,069	23-19	23-35	46-54	36 -20	28-17			Leuer 23	Koufos 12	<u>Conley 14</u>	Marc. Morris 18
18	12/5	vs LAC	L	81-101	9-9	15,112	20-18	22-22	42-40	11 -24	28-37			Koufos 17	Randolph 12	Pondexter 5	3 players 15
19	12/7	vs GSW	L	82-108	9-10	15,088	19-29	24-20	43-49	17-28	22-31			Miller 16	Koufos 16	Randolph 4	Thompson 30
20	12/9	vs ORL	W	94-85	10-10	13,511	23-16	28-14	51-30	22-30	21-25			Randolph 19	JL/ZR 12	Calathes 8	JN/AN 19
21	12/11	vs OKC	L	100-116	10-11	16,345	22-25	20-32	42-57	31-32	27-27			Conley 20	Randolph 8	Conley 9	Westbrook 27
22	12/13	@ NO	L	98-104	10-12	15,516	34 -26	20-29	55-54	11 -27	33-22			Leuer 19	Randolph 10	Conley 7	Gordon 25
23	12/15	vs MIN	L	93-101	10-13	15,417	17-28	29-28	46-56	27-21	20-24			Conley 28	Randolph 12	Randolph 5	Love 30
24	12/17	vs LAL	L	92-96	10-14	17,217	24 -34	23-18	47-52	20-15	25-29			Randolph 18	Randolph 16	TA/MM/ZR 5	Bryant/Gasol 21
25	12/18	@ DAL	L	91-105	10-15	19,425	21-27	18-25	39-52	27-26	25-27			Allen 16	Allen 11	Bayless 6	Nowitzki 20
26	12/21	@ NY	W	95-87	11-15	19,812	25-22	25-18	50-40	22-21	23-26			Randolph 25	Randolph 15	Conley 8	Anthony 30
27	12/23	vs UTA	W	104-94	12-15	16,665	27-21	26-27	53-48	24-23	27-23			Randolph 22	Randolph 10	Randolph 7	TB/RJ 18
28	12/26	@ HOU	L	92-100	12-16	18,201	23-26	30-19	53-45	19-21	20-34			Randolph 23	Randolph 17	Conley 6	Harden 27
29	12/28	vs DEN	W	120 -99	13-16	17,017	27-29	28-27	55-56	30-16	35-27			Randolph 20	Koufos 12	Johnson 6	Lawson 20
30	12/30	vs CHI	L	91-95	13-17	17,688	22-17	22-29	44-46	20-25	27-24			Conley 26	JJ/ZR 10	Conley 9	Butler 26
31	1/2	@ PHI	W	99-91	14-17	14,844	22-26	31-15	53-41	16-32	30-18			Randolph 20	Randolph 15	Conley 6	Dragic 33
32	1/3	@ DEN	L	108-111	14-18	17,608	23-28	25-30	48-58	27-19	33-34			Randolph 25	Randolph 13	Conley 8	Lawson 18
33	1/5	@ DET	W	112-84	15-18	14,134	28-27	23-29	51-56	28 -11	33-17			Leuer 23	Randolph 16	Conley 6	Monroe 19
34	1/7	vs SA	L (OT)	108-110	15-19	15,916	22-25	19-28	41-53	23-21	34-24		10-12	Conley 30	Leuer 9	MC/JJ 5	Duncan 24
35	1/10	vs PHO	W	104-99	16-19	17,049	25-29	23-26	48-55	26-19	30-25			Conley 31	Davis 17	MC/ZR 7	Dragic 21
36	1/12	vs ATL	W	108-101	17-19	16,841	21-18	27-23	48-41	29-31	31-29			Conley 21	Randolph 12	Conley 13	Millsap 21
37	1/14	vs OKC	W	90-87	18-19	17,177	24-16	19-31	43-47	29-20	18-20			Lee 24	Randolph 13	Conley 7	<u>Durant 37</u>
38	1/15	@ MIL	W	82-77	19-19	11,379	20 -10	22-25	42-35	16-25	24-17			MC/JJ 15	Davis 9	MC/JJ 5	Knight 27
39	1/17	vs SAC	W	91-90	20-19	16,212	20-21	24-21	44-42	28-29	19-19			Conley 25	Randolph 9	Conley 6	Cousins 22
40	1/20	vs NOP	L	92-95	20-20	17,485	20-25	20-16	40-41	29-27	23-27			Randolph 23	<u>Randolph 20</u>	Gasol 4	Davis 27
41	1/24	@ HOU	W	88-87	21-20	16,998	21-20	23-15	44-35	20-29	24-23			Lee 19	Randolph 8	Johnson 5	Parsons 34
42	1/25	vs HOU	W	99-81	22-20	17,512	16-14	30-21	46-35	25-19	28-27			Conley 17	Randolph 17	Johnson 8	Harden 16
43	1/28	@ POR	W	98-81	23-20	19,385	31-22	30-24	61-46	20-12	17-23			Randolph 23	Randolph 10	Conley 7	Aldridge 27
44	1/29	@ SAC	W	99-89	24-20	15,195	25-24	23-22	48-46	21-17	30-26			Conley 27	Randolph 7	Conley 10	Thomas 24
45	1/31	@ MIN	W	94-90	25-20	17,429	30-22	20-15	50-37	16-30	28-23			Randolph 26	Randolph 12	Conley 8	Love 28
46	2/1	vs MIL	W	99-90	26-20	17,017	17-24	26-25	43-49	24-20	32-21			Randolph 23	Randolph 10	Lee 7	Knight 23
47	2/3	@ OKC	L	72 -86	26-21	18,203	18-20	18-31	36-51	25-18	16-17			MG/ZR 13	Randolph 13	Prince 5	Durant 31
48	2/5	vs DAL	L	96-110	26-22	16,118	26-21	29-31	55-52	17-26	24-32			Randolph 25	Randolph 9	NC/MG 5	Nowitzki 26
49	2/8	@ ATL	W	79 -76	27-22	15,190	27-29	10-14	37-43	24 -11	18-22			Randolph 20	Gasol 8	Gasol 7	Millsap 20
50	2/9	@ CLE	L	83-91	27-23	16,484	18-22	15-20	35-42	25-17	20-19			Calathes 17	Gasol 9	Calathes 6	Irving 28
51	2/11	vs WAS	W	92-89	28-23	15,613	24-23	28-16	52-39	27-31	13 -19			NC/MG 18	Randolph 10	Calathes 6	<u>Beal 37</u>
52	2/12	@ ORL	W	86-81	29-23	15,310	24-17	18-17	42-34	22-27	22-20			Randolph 20	Lee 6	Calathes 6	TH/NV 13
53	2/18	vs NY	W	98-93	30-23	17,317	22-17	28-20	50-37	16-27	32-29			Conley 22	Randolph 8	Calathes 5	Hardaway Jr. 23
54	2/21	vs LAC	W	102-96	31-23	17,963	21-27	32-23	53-50	20-18	29-28			Randolph 21	Randolph 11	Conley 6	Griffin 28
55	2/22	@ CHA	L	89-92	31-24	18,317	21-28	27-14	48-42	15-22	26-28			Conley 16	Randolph 11	Conley 5	Walker 31
56	2/26	vs LAL	W	108-103	32-24	16,989	31-23	34 -23	65 -46	17-27	26-30			Lee 18	Gasol 12	3 tied 5	Meeks 19
57	2/28	@ OKC	L	107-113	32-25	18,203	22-29	20-28	42-57	29-30	36 -26			Miller 19	Randolph 10	Conley 9	<u>Durant 37</u>
58	3/1	vs CLE	W	110-96	33-25	17,011	22-30	32 -35	54 -65	33-15	23-16			Randolph 23	Randolph 14	Conley 7	Irving 28
59	3/3	@ WAS	W	110-104	34-25	14,065	20-20	30-25	50-45	29-19	31-40			Prince 21	Randolph 10	Gasol 8	Wall 23
60	3/5	@ BKN	L	94-103	34-26	17,053	19-30	25-24	44-54	16 -33	34-16			Leuer 19	Koufos 8	Calathes 5	Johnson 21
61	3/7	@ CHI	W	85-77	35-26	21,318	12 -15	20-27	35-39	30-24	20-14			Gasol 18	Randolph 11	Conley 7	Gibson 18
62	3/8	vs CHA	W	111-89	36-26	17,298	25-21	27-23	52-44	27-17	32-28			Conley 20	Koufos 10	Allen/Conley 4	Jefferson 17
63	3/11	vs POR	W	109-99	37-26	17,391	22-23	32-24	54-47	24-22	31-30			Gasol 19	Randolph 12	Calathes 9	Lillard 32
64	3/12	@ NO	W	90-88	38-26	16,513	28-26	20-31	48-57	19-17	23-14			Conley 16	MG/ZR 9	Calathes 7	Davis 29
65	3/14	@ TOR	L	86-99	38-27	18,465	24-19	20-28	44-47	23-24	19-28			Randolph 16	NC/ZR 8	Conley 6	Valanciunas 23
66	3/15	@ PHI	W	103-77	39-27	15,164	22-21	23-15	45-36	29-21	29-20			Conley 19	Davis 11	Calathes 6	Carter-Williams 23
67	3/19	vs UTA	W	96-86	40-27	17,011	30-19	18-13	48-32	26-31	22-23			Randolph 21	Randolph 11	Conley 7	TB/AB/GH 16
68	3/21	@ MIA	L	86-91	40-28	20,007	22-15	21-30	43-45	25-23	18-23			Randolph 25	Randolph 14	Conley 6	Allen 18
69	3/22	vs IND	W	82-71	41-28	18,119	19-17	24-13	43 -30	21-19	18-22			Conley 21	Randolph 13	Conley 4	Stephenson 15
70	3/24	vs MIN	W	109-92	42-28	17,784	30-15	27-24	57-39	24-29	28-24			Conley 23	Gasol 12	Conley 6	Love 16
71	3/26	@ UTA	W	91-87	43-28	19,081	17-25	23-25	40-50	22-21	29-16			Randolph 22	Randolph 13	Conley 6	Favors 22
72	3/28	@ GSW	L	93-100	43-29	19,596	27-30	25-23	52-53	24-26	17-21			Randolph 21	MG/ZR 7	Conley 6	Curry 33
73	3/30	@ POR	L	98-105	43-30	19,994	23-25	22-32	45-57	25-29	28-19			Randolph 21	Randolph 7	Conley 9	Aldridge 28
74	3/31	@ DEN	W	94-92	44-30	14,570	25-16	22-29	47-45	28-23	19-24			Randolph 20	Randolph 11	NC/MG/ZR 3	Mozgov 23
75																	

2013-14 GRIZZLIES STATISTICS

GRIZZLIES BY THE NUMBERS

PLAYER	POINTS			REBOUNDS		ASSISTS		Dbl-Dbl	Trp-Dbl	LED GRIZZLIES IN (includes ties)					
	10+	20+	30+	10+	20+	10+	20+			PTS	REB	AST	STL	BLK	MIN
Allen	24			1				1		2	1	3	23	9	
Bayless	13	1								2		1	4	2	1
Calathes	12	1								2	1	13	21	2	4
Conley	65	26	2			5		5		24		48	28	3	20
Curry															
Davis	14	1		5				4			5		4	17	1
Franklin													3	1	
Gasol	48	8		10				10		7	12	11	17	30	22
Johnson	18	1		1				1		3	1	6	9	19	1
Koufos	17			8				4		1	8		6	24	2
Lee	30	2								3	1	3	10	3	3
Leuer	14	2		1				1		4	1		4	3	
Miller	25	1								2	2	1	6	1	
Morris													1		
Pondexter	3	1								1		1	1	1	
Prince	14	1								2		1	9	5	3
Randolph	74	34	1	47	1			47		33	57	8	8	5	22
Udrih															

STARTING LINEUPS (17)

STARTING FIVE	GM	DATES	RECORD
Allen, Conley, Gasol, Prince, Randolph	12	10/31-11/18, 11/22	6-6
Conley, Gasol, Pondexter, Prince, Randolph	1	11/20	1-0
Allen, Conley, Davis, Koufos, Prince	2	11/30-12/3	1-1
Conley, Koufos, Pondexter, Prince, Randolph	1	12/7	0-1
Bayless, Conley, Koufos, Prince, Randolph	3	12/5, 12/9-11	1-2
Allen, Bayless, Koufos, Prince, Randolph	1	12/17	0-1
Allen, Bayless, Koufos, Miller, Randolph	1	12/18	0-1
Allen, Conley, Davis, Johnson, Randolph	1	12/21	1-0
Allen, Conley, Koufos, Johnson, Randolph	1	12/23	1-0
Allen, Conley, Koufos, Prince, Randolph	9	11/25-27, 12/13-15, 12/26-1/3	3-6
Conley, Koufos, Miller, Prince, Randolph	3	1/5-10	2-1
Conley, Koufos, Lee, Prince, Randolph	1	1/12	1-0
Calathes, Gasol, Lee, Prince, Randolph	7	2/1-12	4-3
Conley, Davis, Gasol, Prince, Randolph	1	3/5	0-1
Allen, Conley, Gasol, Lee, Randolph	1	4/6	0-1
Conley, Gasol, Johnson, Lee, Randolph	2	4/9-11	2-0
Conley, Gasol, Lee, Prince, Randolph	35	1/14-31, 2/18-3/3, 3/7-4/4, 4/13-16	27-8

RECORD AS STARTER

PLAYER	RECORD	WIN PCT
Allen	12-16	.429
Bayless	1-4	.200
Calathes	4-3	.571
Conley	46-27	.630
Davis	2-2	.500
Gasol	40-19	.678
Koufos	9-13	.409
Lee	34-13	.723
Johnson	4-0	1.000
Miller	2-2	.500
Pondexter	1-1	.500
Prince	46-30	.605
Randolph	49-30	.620

GAMES MISSED – INJURIES/ILLNESS (137)

PLAYER	INJURY	GAMES	DATES	RECORD
Tony Allen	Right hip contusion	4	12/5-11	1-3
Tony Allen	Sprained left wrist	21	1/5-2/18	16-5
Tony Allen	Stomach illness	1	3/24	1-0
Jerryd Bayless	Right knee sprain	2	11/9-11	1-1
Mike Conley	Left thigh contusion	2	12/17-18	0-2
Mike Conley	Sprained right ankle	7	2/1-12	4-3
Ed Davis	Left ankle sprain	3	12/7-11	1-2
Marc Gasol	Left MCL sprain	23	11/25-1/12	10-13
James Johnson	Sprained right ankle	1	3/3	1-0
Quincy Pondexter	Fractured nose	1	11/13	0-1
Quincy Pondexter	Tarsal navicular stress fracture, right foot	63	12/9-4/16	41-22
Tayshaun Prince	Left knee soreness	3	12/18-23	2-1
Tayshaun Prince	Sprained left ankle	3	4/6-11	2-1
Zach Randolph	Toe injury	2	11/30-12/3	1-1
Zach Randolph	Flu-like symptoms	1	3/5	0-1

COMEBACK WINS

	Δ	Score/Time	Game	Δ	Score/Time	Game
All Games	-16	49-65, 6:35 left in 3 rd	3/26 @ UTA	+14	48-34, 10:56 left in 3 rd	11/25 vs HOU
At Home	-15	32-47, 7:29 left in 2 nd	3/1 vs CLE	+14	48-34, 10:56 left in 3 rd	11/25 vs HOU
On Road	-16	49-65, 6:35 left in 3 rd	3/26 @ UTA	+12 (2)	64-52, 4:15 left in 3 rd	3/21 @ MIA

* - Grizzlies score listed first

LARGEST LEAD

Largest Lead/Deficit	+29	94-63, 6:27 left in 4 th	3/15 @ PHI	-30	57-87, 1:30 left in 3 rd	3/5 @ BKN
----------------------	-----	-------------------------------------	------------	-----	-------------------------------------	-----------

* - Grizzlies score listed first

BLOWN LEADS

2013-14 GRIZZLIES STATISTICS

TEAM RECORDS				
	RECORD	HOME	ROAD	OT
OVERALL	50-32	27-14	23-18	2-2
Northwest	11-7	7-2	4-5	
Pacific	14-4	6-3	8-1	1-0
Southwest	4-12	2-6	2-6	0-1
WESTERN	29-23	15-11	14-12	1-0
Atlantic	6-4	3-2	3-2	
Central	7-3	4-1	3-2	1-1
Southeast	8-2	5-0	3-2	
EASTERN	21-9	12-3	9-6	1-1

HOME ATTENDANCE	
GAMES	41
TOTAL	685,458
AVERAGE	16,718
HIGH	18,119
SELLOUTS	3
SELLOUT DATES	11/1 vs DET 3/22 vs IND 4/9 vs MIA

WON-LOST STREAKS (2013-14 REGULAR SEASON)								
CURRENT STREAKS	OVERALL	WON 5	HOME	WON 14#	ROAD	WON 2	OT	WON 1
Longest Winning Streak	OVERALL	WON 6	HOME	WON 14#	ROAD	WON 6	OT	WON 2
Longest Losing Streak	OVERALL	LOST 5	HOME	LOST 4	ROAD	LOST 3	OT	LOST 2

RECORD WHEN...								
50-32	...	Overall	36-11	...	Outrebound Opp.	4-4	...	Preseason
21-9	...	vs Eastern Conference	13-19	...	Outrebounded by Opp.	0-1	...	October
29-23	...	vs Western Conference	1-2	...	Tied Rebounds	8-7	...	November
34-7	...	Leading after 1 st Q	31-7	...	More FTM than Opp.	5-9	...	December
15-24	...	Trailing after 1 st Q	15-24	...	Less FTM than Opp.	12-3	...	January
1-1	...	Tied after 1 st Q	4-1	...	Tied FTM	7-5	...	February
33-6	...	Leading at Half	8-2	...	More 3FGM than Opp.	12-5	...	March
16-26	...	Trailing at Half	39-26	...	Less 3FGM than Opp.	6-2	...	April
1-0	...	Tied at Half	3-4	...	Tied 3FGM			
36-3	...	Leading after 3 rd Q	17-12	...	More TO than Opp.	8-5	...	Monday
9-27	...	Trailing after 3 rd Q	28-15	...	Less TO than Opp.	6-2	...	Tuesday
5-2	...	Tied after 3 rd Q	5-5	...	Tied TO	9-8	...	Wednesday
3-2	...	In Overtime	1-2	...	Scoring ≤ 80 points	1-2	...	Thursday
43-7	...	Outshooting Opp. (%)	26-25	...	Scoring 81-99 points	9-6	...	Friday
6-25	...	Outshot by Opp. (%)	23-4	...	Scoring ≥ 100 points	10-4	...	Saturday
17-4	...	Shoot .500+	6-20	...	Opp. Scoring ≥ 100 points	4-4	...	Sunday
33-28	...	Shoot under .500	27-17	...	Bench outscores Opp. Bench	5-1	...	ESPN
	...	Tied FG%	23-13	...	Bench outscored by Opp. Bench	0-1	...	TNT
13-5	...	1 st game of back-to-back	0-2	...	Tied bench scoring	44-28	...	SportSouth
13-5	...	2 nd game of back-to-back	4	...	Wire-to-wire victories	2-1	...	Not televised

WON-LOST MARGIN																							
Margin	1	2	3	4	5	6	7	8	9	10	11	12	13	14	15	16	17	18	19	20	21	22	23
Won by	3	2	5	3	6	2	4	4	2	4	2	1		1		1	2	2	1		1	2	
Lost by		1	3	2	1	2	3	3	3			1	1	3	1	3				2			
Margin	24	25	26	27	28	29	30	31	32	33	34	35	36	37	38	39	40	41	42	43	44	45	46
Won by				1		1																	
Lost by			1																				

QUARTER-BY-QUARTER STATS							
Quarter	TOT	1 st	2 nd	3 rd	4 th	OT	2OT
Grizz	7880	1878	1915	1951	2092	57	
Avg	96.1	22.9	23.4	23.8	25.5	11.4	
Opponent	7755	1863	1939	1905	1992	56	
Avg	94.6	22.7	23.6	23.2	24.3	11.2	

BENCH SCORING		
	GRIZZ	OPPONENT
Season Avg.	32.9	Season Avg. 29.5
Team High	70, 3/5 @ BKN	Team High 57, 11/17 @ SAC
Team Low	10, 1/14 vs OKC	Team Low 4, 12/9 vs ORL
Player High	Leuer (2)	Player High Blatche
	23, 1/5 @ DET	22, 11/30 vs BKN

2013-14 GRIZZLIES TEAM HIGHS

	Game	1 st Qtr	2 nd Qtr	1 st Half	3 rd Qtr	4 th Qtr	2 nd Half	OT
POINTS	120 vs DEN 12/28/13	34 @ NOP 12/13/13	34 vs LAL 2/26/14	65 vs LAL 2/26/14	36 (2) vs PHO 12/3/13	36 (2) @ OKC 2/28/14	67 @ SA 10/30/13	16 vs DET 11/1/13
FG	48 vs MIN 3/24/14	16 @ NOP 12/13/13	16 vs LAL 2/26/14	28 vs LAL 2/26/14	16 (3) vs PHO 12/3/13	16 @ SA 10/30/13	29 @ SA 10/30/13	5 (2) vs DAL 4/16/14
FGA	99 vs SA 1/7/14	31 vs PHO 1/10/14	30 @ LAL 4/13/14	51 (3) @ LAL 4/13/14	25 (3) vs IND 3/22/14	30 vs SA 1/7/14	51 @ MIN 4/2/14	10 vs DAL 4/16/14
FG%	.560 vs POR 3/14/14	.778 vs MIA 4/9/14	.706 vs DET 11/1/13	.622 vs MIA 4/9/14	.733 @ SAC 11/17/2013	.750 @ BKN 3/5/14	.667 vs PHO 12/3/13	.714 @ GSW 11/20/13
3FG	11 vs UTA 12/23/13	3 (6) vs LAL 2/26/14	4 (5) @ LAL 4/13/14	6 vs ORL 12/9/13	3 (4) vs WAS 2/11/14	5 (2) @ OKC 2/28/14	7 @ OKC 2/28/14	2 vs SA 1/7/14
3FGA	21 vs TOR 11/13/13	5 (10) vs LAL 2/26/14	9 vs HOU 1/25/14	12 (3) vs HOU 1/25/14	7 vs WAS 2/11/14	9 vs DEN 12/28/13	16 @ SAC 11/17/13	4 (2) @ CLE 2/9/14
3FG%	.625 @ CHI 3/7/14	1.000 vs HOU 11/25/13	1.000 (5) @ UTA 3/26/14	.667 @ HOU 1/24/14	1.000 (4) @ MIN 4/2/14	1.000 (6) @ DEN 3/31/14	.800 (2) vs MIL 2/1/14	1.000 @ GSW 11/20/13
FT	34 vs DEN 4/4/14	10 @ NO 3/12/14	9 (2) vs DAL 2/5/14	14 @ LAC 11/18/13	12 @ DEN 1/3/2014	13 @ BOS 11/27/13	23 vs DEN 4/4/14	7 vs DET 11/1/13
FTA	38 (2) vs DEN 4/4/14	10 @ NO 3/12/14	12 (2) vs CHA 3/8/14	18 @ LAC 11/18/13	16 @ DEN 1/3/2014	17 @ BOS 11/27/13	26 vs DEN 4/4/14	8 vs DET 11/1/13
FT%	1.000 (2) @ ATL (1-1) 2/8/14	1.000 (21) @ PHO 4/14/14	1.000 (16) @ PHO 4/14/14	1.000 (6) @ PHO 4/14/14	1.000 (31) vs DEN 4/4/14	1.000 (6) @ LAL 4/13/14	1.000 (6) @ UTA 3/26/14	1.000 @ GSW 11/20/13
REBOUNDS	59 (2) @ DET 1/5/14	20 (2) vs MIN 3/24/14	22 @ PHO 1/2/14	32 (2) vs MIN 3/24/14	18 (2) @ DET 1/5/2014	18 @ LAL 11/15/13	31 @ DET 1/5/14	6 vs DAL 4/16/14
OFF REBS	22 @ DAL 12/18/13	10 vs PHO 1/10/14	10 vs DAL 4/16/14	14 @ HOU 12/26/13	9 @ DAL 11/2/13	8 vs DEN 12/28/13	14 vs DEN 12/28/13	3 vs DAL 4/16/14
DEF REBS	43 @ NYK 12/21/13	14 @ CHI 3/7/14	14 @ PHO 1/2/14	24 @ SAC 11/17/13	13 (2) vs HOU 1/25/14	15 @ LAL 11/15/2013	24 vs PHO 1/10/14	4 @ GSW 11/20/13
ASSISTS	31 @ DET 1/5/14	9 (2) @ POR 3/30/14	11 vs LAL 2/26/14	19 vs LAL 2/26/14	10 (3) @ LAL 4/13/14	12 vs LAL 12/17/13	20 @ OKC 2/28/14	4 vs DET 11/1/13
FOULS	34 @ DAL 11/2/13	7 (2) @ DAL 12/18/13	10 (2) vs DEN 4/4/14	13 (5) @ OKC 2/28/14	8 (2) vs HOU 1/25/14	14 @ DAL 11/2/2013	21 @ DAL 11/2/13	4 (2) @ CLE 2/9/14
STEALS	14 @ ATL 2/8/14	6 @ BKN 3/5/14	5 (3) @ CHI 3/7/14	10 vs CHI 12/30/13	6 (2) @ ATL 2/8/14	6 (2) @ SAC 1/29/14	10 @ SAC 1/29/14	1 (2) @ CLE 2/9/14
TURNOVERS	22 @ PHI 3/15/14	8 vs NOP 11/6/13	8 (2) @ PHI 3/15/14	13 vs NOP 1/20/14	8 (2) @ BKN 3/5/14	9 @ LAL 4/13/14	11 (4) @ LAL 4/13/14	3 @ CLE 2/9/14
BLOCKS	13 vs SAC 1/17/14	4 (2) vs MIL 1/15/14	4 (3) @ CLE 2/9/14	5 (2) vs CLE 3/1/14	4 vs SAC 1/17/14	5 (3) @ NO 3/12/14	9 vs SAC 1/17/14	1 (2) @ GSW 11/20/13
PTS IN PAINT (GAME ONLY)	66 vs MIN 3/24/14	2 ND CHANCE PTS (GAME ONLY)	24 @ DET 1/5/14	FAST BREAK PTS (GAME ONLY)	24 vs DET 11/1/13	PTS OFF TOs (GAME ONLY)	29 (3) vs MIA 4/9/14	

- franchise record

2013-14 GRIZZLIES TEAM LOWS

	Game	1 st Qtr	2 nd Qtr	1 st Half	3 rd Qtr	4 th Qtr	2 nd Half	OT
POINTS	77 @ OKC 2/3/14	10 @ SA 4/6/14	7 @ SA 10/30/13	27 @ SA 10/30/13	11 (2) vs DET 12/13/13	13 vs WAS 2/11/14	37 @ POR 1/28/14	5 @ CLE 2/9/14
FG	29 vs LAC 12/5/13	5 @ SA 4/6/14	2 @ SA 10/30/13	10 @ SA 10/30/13	3 vs LAC 12/5/13	3 vs WAS 2/11/14	13 (2) vs WAS 2/11/14	2 @ CLE 2/9/14
FGA	71 vs NO 11/6/13	14 vs NOP 1/20/14	15 (3) @ MIA 3/21/14	33 (2) @ DAL 2/5/14	13 @ PHI 3/15/14	13 (2) vs IND 3/22/14	29 @ TOR 3/14/14	7 @ GSW 11/20/13
FG%	.365 vs GSW 12/7/13	.227 @ SA 4/6/14	.111 @ SA 10/30/13	.233 @ SA 10/30/13	.176 vs LAC 12/5/13	.214 vs WAS 2/11/14	.311 vs GSW 12/7/13	.222 @ CLE 2/9/14
3FG	0 vs CHI 12/30/13	0 (43) @ PHO 4/14/14	0 (20) vs DEN 4/4/14	0 (10) vs DEN 4/4/14	0 (24) @ GSW 3/28/14	0 (17) vs IND 3/22/14	0 (6) vs IND 3/22/14	0 vs DAL 4/16/14
3FGA	5 vs CHI 12/30/13	0 (6) @ SA 4/6/14	1 (8) vs CHA 3/8/14	3 (7) @ CHI 3/7/14	0 (2) @ BOS 11/27/13	0 vs CHI 12/30/13	2 vs CHI 12/30/13	1 @ GSW 11/20/13
3FG%	.000 vs CHI 12/30/13	.000 (37) @ PHO 4/14/14	.000 (20) vs DEN 4/4/14	.000 (10) vs DEN 4/4/14	.000 (22) @ GSW 3/28/14	.000 (16) vs IND 3/22/14	.000 (6) vs IND 3/22/14	.000 vs DAL 4/16/14
FT	1 @ ATL 2/8/14	0 (13) @ SA 4/6/14	0 (7) @ LAL 4/13/14	0 (2) @ ATL 2/8/14	0 (7) @ PHO 4/14/14	0 (7) vs MIN 3/24/14	0 vs MIN 3/24/14	0 (2) @ CLE 2/9/14
FTA	1 # @ ATL 2/8/14	0 (10) @ SA 4/6/14	0 (6) @ LAL 4/13/14	0 @ ATL 2/8/14	0 (5) @ PHO 4/14/14	0 (3) vs MIN 3/24/14	1 @ ATL 2/8/14	0 (2) @ CLE 2/9/14
FT%	.533 @ SA 10/30/13	.000 (3) vs POR 3/14/14	.000 vs PHO 1/10/14	.000 vs PHO 1/10/14	.000 (2) vs MIN 3/24/14	.000 (4) @ MIA 3/21/14	.000 vs MIN 3/24/14	.600 vs DAL 4/16/14
REBOUNDS	29 vs NO 11/6/13	5 vs NOP 11/6/13	3 (2) @ CHI 3/7/14	14 vs NOR 11/6/13	4 (2) vs WAS 2/11/14	4 @ DEN 1/3/14	10 vs HOU 11/25/13	2 vs SA 1/7/14
OFF REBS	4 vs SAC 1/17/14	0 (4) vs PHI 4/11/14	0 (5) @ MIA 3/21/14	1 @ CHI 3/7/14	0 (8) vs DEN 4/4/14	0 (3) @ ORL 2/12/14	1 (5) @ PHI 3/15/14	0 vs DET 11/1/13
DEF REBS	21 vs HOU 11/25/13	3 vs GSW 12/7/13	2 @ CHI 3/7/14	9 vs GSW 12/7/13	3 (2) @ TOR 3/14/14	3 (3) @ DEN 1/3/14	7 vs HOU 11/25/13	1 vs SA 1/7/14
ASSISTS	13 vs GSW 12/7/13	2 vs LAC 12/5/13	1 (2) @ ATL 2/8/14	6 (2) @ MIA 3/21/14	1 (2) @ PHO 1/2/2014	1 vs SAC 1/17/14	6 @ GSW 11/1/13	1 (2) @ CLE 2/9/14
FOULS	10 vs GSW 12/7/13	1 (7) @ LAL 4/13/14	1 @ LAL 11/15/13	3 @ LAL 4/13/14	1 @ DET 1/5/2014	2 vs GSW 12/7/13	4 @ DET 1/5/14	0 vs DAL 4/16/14
STEALS	1 vs PHO 1/10/14	0 (12) @ GSW 3/28/14	0 (8) @ PHO 4/14/14	1 (6) @ SAC 1/29/14	0 (12) vs DAL 4/16/14	0 (18) @ SA 4/6/14	0 vs PHO 1/10/14	0 (3) vs DAL 4/16/14
TURNOVERS	7 (2) vs UTA 12/23/13	0 (7) @ UTA 3/26/14	0 (2) vs UTA 12/23/13	1 vs MIN 12/15/13	0 (3) vs UTA 12/23/2013	1 (3) vs SAS 1/7/14	1 @ GSW 11/20/13	0 (2) vs DAL 4/16/14
BLOCKS	1 (5) vs DAL 4/16/14	0 (29) vs DAL 4/16/14	0 (21) vs DAL 4/16/14	0 (8) vs DAL 4/16/14	0 (28) vs DAL 4/16/14	0 (29) @ PHO 4/14/14	0 (11) @ MIA 3/21/14	0 (3) vs DAL 4/16/14
PTS IN PAINT (GAME ONLY)	34 (2) @ IND 11/11/13	2 ND CHANCE PTS (GAME ONLY)	4 vs BRK 11/30/13	FAST BREAK PTS (GAME ONLY)	2 vs LAC 2/21/14	PTS OFF TOs (GAME ONLY)	5 vs NOP 1/20/14	

- franchise record

2013-14 GRIZZLIES OPPONENT HIGHS

	Game	1 st Qtr	2 nd Qtr	1 st Half	3 rd Qtr	4 th Qtr	2 nd Half	OT
POINTS	116 vs OKC 12/11/13	34 vs LAL 12/17/13	35 (2) vs CLE 3/1/14	65 vs CLE 3/1/14	33 @ BKN 3/5/14	40 @ WAS 3/3/14	62 @ DAL 11/2/13	13 (2) @ CLE 2/9/14
FG	44 (2) vs DAL 4/16/14	14 (2) vs LAL 12/17/13	15 vs CLE 3/1/14	27 vs CLE 3/1/14	13 (2) vs UTA 3/19/14	14 vs HOU 11/25/13	24 vs UTA 3/19/14	5 (2) vs DAL 4/16/14
FGA	93 vs CHA 3/8/14	27 vs PHO 12/3/13	28 vs CHA 3/8/14	49 vs PH) 12/3/13	25 vs CHA 3/8/14	29 @ BOS 11/27/13	50 vs PHO 1/10/14	10 vs DAL 4/16/14
FG%	.563 vs OKC 12/11/13	.700 vs NOP 11/6/13	.733 @ CHI 3/7/14	.614 vs CLE 3/1/14	.733 vs WAS 2/11/14	.722 @ DEN 1/3/14	.629 vs OKC 12/11/13	.667 @ CLE 2/9/14
3FG	15 (3) vs MIA 4/9/14	6 vs MIA 4/9/14	5 (2) vs MIN 12/15/13	9 (2) vs MIA 4/9/14	8 @ HOU 1/24/14	7 vs LAL 2/26/14	13 @ HOU 1/24/14	2 vs DAL 4/16/14
3FGA	34 @ HOU 1/24/14	9 vs MIN 12/15/13	11 vs HOU 1/25/14	18 vs MIN 12/15/13	13 vs GSW 11/9/13	12 (3) @ POR 1/28/14	21 vs PHO 1/10/14	4 vs DAL 4/16/14
3FG%	.600 vs MIA 4/9/14	1.000 vs GSW 12/7/13	1.000 (4) @ CHI 3/7/14	.778 vs TOR 11/13/13	1.000 (5) vs IND 3/22/14	1.000 (2) vs PHI 4/11/14	.667 @ TOR 3/14/14	1.000 @ CLE 2/9/14
FT	40 @ DAL 11/2/13	8 vs OKC 12/11/13	15 vs DEN 4/4/14	17 (2) vs DEN 4/4/14	9 vs NOP 1/20/14	21 @ DAL 11/2/13	29 @ DAL 11/2/13	4 (2) @ CLE 2/9/14
FTA	46 @ DAL 11/2/13	9 (2) @ HOU 12/26/13	19 vs LAC 2/21/14	23 vs LAC 2/21/14	12 vs NOP 1/20/14	25 @ DAL 11/2/13	34 @ DAL 11/2/13	6 @ CLE 2/9/14
FT%	1.000 (2) @ NO 3/12/14	1.000 (30) @ SA 4/6/14	1.000 (22) vs DAL 4/16/14	1.000 (17) @ SA 4/6/14	1.000 (27) vs DAL 4/16/14	1.000 (25) vs DAL 4/16/14	1.000 (9) vs DAL 4/16/14	1.000 vs SA 1/7/14
REBOUNDS	51 @ MIL 1/15/14	21 @ IND 11/11/13	15 (3) @ ATL 2/8/14	30 @ IND 11/11/13	14 (2) @ PHO 1/2/2014	15 vs OKC 1/14/14	24 (7) vs LAC 2/21/14	5 @ CLE 2/9/14
OFF REBS	17 @ BOS 11/27/13	7 @ IND 11/11/13	7 vs NOP 11/6/13	12 vs GSW 12/7/13	6 (2) vs SA 11/22/13	6 (3) vs DEN 4/4/14	10 (2) @ ORL 2/12/14	1 (2) vs DAL 4/16/14
DEF REBS	36 (5) @ MIL 1/15/14	14 @ IND 11/11/13	14 @ SA 10/30/13	24 @ SA 10/30/13	12 vs GSW 12/7/13	12 (2) vs OKC 1/14/14	20 @ HOU 12/26/13	5 @ CLE 2/9/14
ASSISTS	31 @ MIN 4/2/14	10 (2) @ LAL 4/13/14	12 @ MIN 4/2/14	17 @ LAL 4/13/14	10 (2) @ MIN 1/31/14	8 (2) @ LAL 4/13/14	15 @ MIN 4/2/14	3 @ GSW 11/20/13
FOULS	28 @ BKN 3/5/14	7 @ TOR 3/14/14	9 @ BKN 3/5/14	14 @ LAC 11/18/13	11 (2) vs PHI 4/11/14	11 @ BOS 11/27/13	18 (3) vs PHI 4/11/14	5 vs DET 11/1/13
STEALS	14 vs PHI 4/11/14	5 vs NOP 11/6/13	6 @ PHI 3/15/14	9 @ PHI 3/15/14	6 (2) @ PHO 4/14/14	5 (2) @ UTA 3/26/14	8 (2) vs PHI 4/11/14	2 @ CLE 2/9/14
TURNOVERS	22 @ PHI 3/15/14	9 (2) @ BKN 3/5/14	7 (4) @ CHI 3/7/14	13 (2) @ BKN 3/5/14	10 @ ATL 2/8/14	7 (3) vs SAS 1/7/2014	14 @ ATL 2/8/14	2 vs DET 11/1/13
BLOCKS	10 (4) vs LAL 2/26/14	5 vs ORL 12/9/13	4 (2) vs CHI 12/30/13	7 @ OKC 2/28/14	5 (2) @ NO 3/12/14	5 @ OKC 2/3/14	6 (2) @ NO 3/12/14	2 vs DET 11/1/13
PTS IN PAINT (GAME ONLY)	56 (2) vs SA 11/22/13	2 ND CHANCE PTS (GAME ONLY)	25 @ GSW 11/20/13	FAST BREAK PTS (GAME ONLY)	31 @ LAL 4/13/14	PTS OFF TOs (GAME ONLY)	28 vs CHI 12/30/13	

- franchise record

2013-14 GRIZZLIES OPPONENT LOWS

	Game	1 st Qtr	2 nd Qtr	1 st Half	3 rd Qtr	4 th Qtr	2 nd Half	OT
POINTS	76 @ ATL 2/8/14	10 @ MIL 1/15/14	12 vs HOU 11/25/13	30 vs IND 3/22/14	11 (2) @ ATL 2/8/14	13 vs GSW 11/9/13	28 @ DET 1/5/14	6 @ GSW 11/20/13
FG	27 vs IND 3/22/14	4 @ MIL 1/15/14	3 vs HOU 11/25/13	11 vs HOU 11/25/13	4 (2) @ ATL 2/8/14	4 (2) @ UTA 3/26/14	11 (3) @ NO 3/12/14	3 @ GSW 11/20/13
FGA	65 vs CHI 12/30/13	16 (2) @ SA 4/6/14	13 vs ATL 1/12/14	32 vs HOU 11/25/13	13 (2) @ NO 3/12/14	11 @ UTA 3/26/14	29 (2) @ ATL 2/8/14	6 @ CLE 2/9/14
FG%	.345 @ POR 1/28/14	.182 @ MIL 1/15/14	.167 vs HOU 11/25/13	.313 vs MIN 3/24/14	.190 @ POR 1/28/14	.261 vs SAC 1/17/14	.250 @ POR 1/28/14	.375 @ GSW 11/20/13
3FG	2 @ CHI 3/7/14	0 (14) vs MIN 3/24/14	0 (14) vs DEN 4/4/14	0 (3) vs NY 2/18/14	0 (13) vs DAL 4/16/14	0 (7) @ UTA 3/26/14	0 vs NOP 1/20/14	0 (2) vs SA 1/7/14
3FGA	13 (3) @ CHI 3/7/14	2 (2) @ POR 1/28/14	2 (3) @ MIN 4/2/14	4 vs CHI 12/30/13	1 (4) vs IND 3/22/14	0 vs NOP 1/20/14	2 vs NOP 1/20/14	1 (2) @ CLE 2/9/14
3FG%	.154 @ CHI 3/7/14	.000 (13) @ CHI 3/7/14	.000 (14) vs DEN 4/4/14	.000 (3) vs NY 2/18/14	.000 (13) vs DAL 4/16/14	0 (6) @ UTA 3/26/14	.000 vs NOP 1/20/14	.000 (2) vs SA 1/7/14
FT	4 @ GSW 11/20/13	0 (10) @ LAL 4/13/14	0 (12) vs PHI 4/11/14	0 vs HOU 1/25/14	0 (5) vs DAL 4/4/14	0 (2) vs UTA 3/19/14	2 (3) vs UTA 3/19/14	0 (2) vs DAL 4/16/14
FTA	7 @ MIN 1/31/14	0 (9) @ LAL 4/13/14	0 (8) vs PHI 4/11/14	2 (2) @ ORL 2/12/14	0 (4) vs DEN 4/4/14	0 vs UTA 3/19/14	3 @ MIN 1/31/14	0 (2) vs DAL 4/16/14
FT%	.474 @ PHI 3/15/14	.000 vs HOU 1/25/14	.000 (4) vs HOU 1/25/14	.000 vs HOU 1/25/14	.000 vs LAC 2/21/14	.000 @ PHO 1/2/14	.333 @ GSW 11/20/13	.667 (2) @ CLE 2/9/14
REBOUNDS	25 vs DEN 12/28/13	5 @ NOP 12/13/13	6 (3) vs NY 2/18/14	12 (3) vs DEN 12/28/13	4 (3) @ TOR 3/14/14	4 vs BOS 11/4/13	12 vs BOS 11/4/13	1 @ GSW 11/20/13
OFF REBS	3 vs ORL 12/9/13	0 (9) @ SA 4/6/14	0 (8) @ LAL 4/13/14	0 vs ORL 12/9/13	0 (9) @ PHO 4/14/14	0 (4) vs MIA 4/9/14	0 vs BOS 11/4/13	0 (3) @ CLE 2/9/14
DEF REBS	19 vs DEN 12/28/13	4 vs UTA 12/23/13	2 vs NY 2/18/14	10 @ NOP 12/13/13	3 vs CLE 3/1/14	3 @ OKC 2/28/14	9 (3) vs DEN 12/28/13	1 @ GSW 11/20/13
ASSISTS	12 vs ORL 12/9/13	1 (2) @ PHO 4/14/14	1 (2) vs ORL 12/9/13	3 vs HOU 11/25/13	1 (3) @ POR 1/28/14	0 @ LAC 11/18/13	3 vs TOR 11/13/13	1 (3) vs DAL 4/16/14
FOULS	10 (2) @ ATL 2/8/14	0 @ NYK 12/21/13	0 @ NO 3/12/14	4 vs ORL 12/9/13	1 (3) @ SAC 1/29/14	0 vs MIN 3/24/14	5 (3) @ ATL 2/8/14	0 @ CLE 2/9/14
STEALS	1 @ BOS 11/27/13	0 (13) @ UTA 3/26/14	0 (15) vs MIN 3/24/14	0 vs PHO 1/10/14	0 (15) @ LAL 4/13/14	0 (7) @ SA 4/6/14	0 (2) @ HOU 12/26/13	0 (4) vs DAL 4/16/14
TURNOVERS	6 vs PHO 1/10/14	0 (2) vs PHO 1/10/14	0 vs MIA 4/9/14	2 @ CLE 2/9/14	0 (2) vs POR 3/14/14	0 (5) @ MIN 1/31/14	2 @ MIN 1/31/14	0 vs DAL 4/16/14
BLOCKS	2 (10) vs MIA 4/9/14	0 (27) @ PHO 4/14/14	0 (16) vs MIA 4/9/14	0 (2) @ SAC 1/29/14	0 (23) vs DAL 4/16/14	0 (33) vs MIA 4/9/14	0 (6) @ PHI 3/15/14	0 (3) @ CLE 2/9/14
PTS IN PAINT (GAME ONLY)	18 vs GSW 11/9/13	2 ND CHANCE PTS (GAME ONLY)	2 (2) @ BKN 3/5/14	FAST BREAK PTS (GAME ONLY)	2 (2) @ POR 1/28/14	PTS OFF TOs (GAME ONLY)	4 @ GSW 11/20/13	

- franchise record

2013-14 GRIZZLIES INDIVIDUAL HIGHS

	Game	1 st Qtr	2 nd Qtr	1 st Half	3 rd Qtr	4 th Qtr	2 nd Half	OT
POINTS	32 Randolph @ PHO 4/14/14	17 Randolph vs MIA 4/9/14	13 (3) Miller @ PHO 4/14/14	19 Randolph vs MIA 4/9/14	17 Randolph vs NOP 1/20/14	19 Miller @ OKC 2/28/14	20 (2) Conley @ SAC 1/29/14	6 Prince vs DET 11/1/13
FG	15 Randolph @ PHO 4/14/14	8 Randolph vs MIA 4/9/14	6 Johnson vs LAC 2/21/14	9 Randolph vs MIA 4/9/14	7 Randolph vs NOP 1/20/14	7 Miller @ OKC 2/28/14	7 (9) Lee vs POR 3/14/14	2 (4) Conley vs SA 1/7/14
FGA	25 Randolph @ PHO 4/14/14	11 Randolph vs PHO 1/10/14	8 (3) Johnson vs LAC 2/21/14	14 Allen @ DAL 12/18/13	10 (2) Randolph vs LAL 12/17/13	10 Conley vs SAS 1/7/14	15 Randolph vs LAL 12/17/13	4 (2) Randolph @ CLE 2/9/14
FG% (min. 4 atts.) (if 1,000, most without a miss)	1.000 (4) Koufos (4-4) @ OKC 2/28/14	1.000 (6) Randolph (8-8) vs MIA 4/9/14	1.000 (3) Randolph (4-4) vs PHO 1/10/14	1.000 (8) Randolph (9-9) vs MIA 4/9/14	1.000 (3) Conley (4-4) vs MIN 3/24/14	1.000 (2) Leuer (4-4) vs GSW 12/7/13	1.000 (7) Conley (6-6) vs MIN 3/24/14	.500 Conley (2-4) vs SA 1/7/14
3FG	5 (4) Miller @ PHO 4/14/14	2 (6) Lee vs NOP 1/20/14	4 Miller vs IND 3/22/14	4 Miller vs IND 3/22/14	3 Conley vs MIN 12/15/13	4 Miller @ OKC 2/28/14	4 (3) Miller @ OKC 2/28/14	1 (5) Calathes @ CLE 2/9/14
3FGA	10 Conley vs TOR 11/13/13	4 Conley vs UTA 3/19/14	5 Miller vs IND 3/22/14	6 Miller vs IND 3/22/14	5 Conley vs TOR 11/13/13	5 (2) Conley @ GSW 3/28/14	9 Conley vs TOR 11/13/13	2 (4) Conley vs DAL 4/16/14
3FG% (min. 2 atts.) (if 1,000, most without a miss)	1.000 (11) Lee (2-2) @ MIN 4/2/14	1.000 (5) Lee (2-2) @ DEN 3/31/14	1.000 (4) Conley (2-2) @ LAL 4/13/14	1.000 (8) Conley (2-2) @ LAL 4/13/14	1.000 (2) Conley (2-2) vs CHA 3/8/14	1.000 (8) Miller (2-2) @ UTA 3/26/14	1.000 (12) Miller (2-2) @ PHO 4/14/14	.500 (3) Calathes (1-2) @ CLE 2/9/14
FT	10 (2) Conley vs DEN 4/4/14	4 (5) Gasol vs DEN 4/4/14	5 Leuer @ DET 1/5/14	7 Gasol vs DEN 4/4/14	6 Conley vs DEN 4/4/14	7 Johnson @ CLE 2/9/14	8 Conley vs NY 2/18/14	3 Conley vs DAL 4/16/14
FTA	12 (4) Conley vs NY 2/18/14	6 Davis vs PHO 12/3/13	6 Leuer @ DET 1/5/14	8 Gasol vs DEN 4/4/14	6 (6) vs DEN 4/4/14	8 Conley vs NY 2/18/14	10 Conley vs NY 2/18/14	4 Conley vs DAL 4/16/14
FT% (min. 4 atts.) (if 1,000, most without a miss)	1.000 (49) Conley (4-4) @ LAL 4/13/14	1.000 (5) Gasol (4-4) vs DEN 4/4/14	1.000 (3) Conley (4-4) @ UTA 3/26/14	1.000 (7) Gasol (4-4) @ NO 3/12/14	1.000 (15) Conley (6-6) vs DEN 4/4/14	1.000 (14) Randolph (4-4) @ UTA 3/26/14	1.000 (29) Randolph (6-6) vs DEN 4/4/14	.750 Conley (3-4) vs DAL 4/16/14
REBOUNDS	20 Randolph vs NOP 1/20/14	9 Gasol vs MIN 3/24/14	7 (2) Randolph vs NOP 1/20/14	11 Randolph vs HOU 1/25/14	8 (2) Randolph @ NYK 12/21/13	9 Davis @ DET 1/5/14	13 Randolph vs LAL 12/17/13	3 Gasol @ GSW 11/20/13
OFF REBS	10 (2) Randolph vs NOP 1/20/14	6 Koufos vs HOU 11/25/13	5 Randolph vs DAL 4/16/14	6 (2) Randolph vs DAL 4/16/14	5 Randolph vs NOP 1/20/14	5 Koufos vs GSW 12/7/13	7 Koufos vs GSW 12/7/13	1 (6) Gasol vs DAL 4/16/14
DEF REBS	13 Davis vs PHO 1/10/14	6 Randolph @ NOP 12/13/13	6 (2) Allen @ CHA 2/24/14	9 Randolph @ DAL 11/2/13	6 (2) Gasol @ LAL 4/13/14	6 Davis @ DET 1/5/14	10 Davis vs PHO 1/10/14	3 Gasol @ GSW 11/20/13
ASSISTS	14 Conley vs PHO 12/3/13	6 (2) Conley @ POR 3/30/14	5 Calathes vs POR 3/14/14	7 (2) Calathes vs POR 3/14/14	6 (2) Randolph vs DEN 4/4/14	6 Conley vs ATL 1/12/14	10 Conley vs PHO 12/3/13	2 (3) Gasol vs DAL 4/16/14
FOULS	6 (5) Gasol vs DEN 4/4/14	2 (18) Gasol @ SA 4/6/14	3 (11) Gasol @ POR 3/30/14	4 (2) Koufos @ DET 1/5/14	4 Allen @ HOU 12/26/13	4 (6) Gasol vs DEN 4/4/14	5 (6) Allen vs IND 3/22/14	2 (2) Davis vs SA 1/7/14
STEALS	6 (2) Conley vs CHI 12/30/13	3 (3) Lee @ BKN 3/5/14	3 Johnson @ HOU 12/26/13	3 (8) Lee @ BKN 3/5/14	3 Conley vs CHI 12/30/13	3 (2) Bayless vs UTA 12/23/13	4 Conley @ DEN 1/3/14	1 (2) Johnson @ CLE 2/9/14
TURNOVERS	7 Randolph vs LAC 12/3/13	4 Randolph vs LAC 12/5/13	4 Gasol vs NOP 1/20/14	6 Randolph vs LAC 12/5/13	4 Gasol @ PHI 3/15/14	4 (2) Koufos vs GSW 11/9/13	4 (8) Gasol @ PHI 3/15/14	2 Gasol @ CLE 2/9/14
BLOCKS	6 Johnson @ MIL 1/15/14	3 Gasol @ WAS 3/3/14	3 Davis vs TOR 11/13/13	3 (5) Gasol @ WAS 3/3/14	2 (7) Gasol @ CHI 3/7/14	4 Johnson @ MIL 1/15/14	5 Johnson @ MIL 1/15/14	1 (2) Gasol @ GSW 11/20/13

- franchise record

2013-14 GRIZZLIES OPPONENT INDIVIDUAL HIGHS

	Game	1 st Qtr	2 nd Qtr	1 st Half	3 rd Qtr	4 th Qtr	2 nd Half	OT
POINTS	37 (4) James vs MIA 4/9/14	16 (2) Thompson vs GSW 12/7/13	15 Thornton @ BKN 3/5/14	22 Davis @ NO 3/12/14	18 (2) Love @ MIN 1/31/14	17 Sullinger @ BOS 11/27/13	30 (2) Durant @ OKC 2/28/14	9 Bynum vs DET 11/1/13
FG	15 (2) Beal vs WAS 2/11/14	7 (2) Griffin vs LAC 2/21/14	6 Thornton @ BKN 3/5/14	8 (4) Davis @ NO 3/12/14	7 Love @ MIN 1/31/14	7 Sullinger @ BOS 11/27/13	10 (2) Durant @ OKC 2/28/14	3 (2) Ellis vs DAL 4/16/14
FGA	28 Durant vs OKC 1/14/14	10 Griffin vs LAC 2/21/14	9 (2) Bosh vs MIA 4/9/14	13 (3) Thomas @ SAC 1/29/14	10 (2) Durant @ OKC 2/28/14	10 (2) Beal vs WAS 2/11/14	15 (2) Durant @ OKC 2/28/14	5 Ellis vs DAL 4/16/14
FG% (min. 4 atts.) (if 1.000, most without a miss)	1.000 (5) Wright (5-5) vs DAL 4/16/14	1.000 (6) Parker (4-4) @ SA 4/6/14	1.000 Leonard (5-5) @ SA 4/6/14	1.000 (7) Leonard (7-7) @ SA 4/6/14	1.000 (4) Jefferson (4-4) vs UTA 3/19/14	1.000 (5) Ginobili (4-4) @ SA 4/6/14	1.000 (2) Jefferson (4-4) vs UTA 3/19/14	.600 Ellis (3-5) vs DAL 4/16/14
3FG	10 # Parsons @ HOU 1/24/14	3 (3) Battier vs MIA 4/9/14	3 (4) Ginobili @ SA 4/6/14	3 (11) Young @ LAL 4/13/14	6 Parsons @ HOU 1/24/14	4 Parsons @ HOU 1/24/14	10 Parsons @ HOU 1/24/14	1 (4) Nowitzki vs DAL 4/16/14
3FGA	14 Parsons @ HOU 1/24/14	5 (2) Frye vs PHO 1/10/14	5 Meeks vs LAL 12/17/13	6 (5) Young @ LAL 4/13/14	6 Parsons @ HOU 1/24/14	6 Neal vs MIL 2/1/14	11 Parsons @ HOU 1/24/14	3 Nowitzki vs DAL 4/16/14
3FG% (min. 2 atts.) (if 1.000, most without a miss)	1.000 (12) Leonard (2-2) @ SA 4/6/14	1.000 (8) Burke (2-2) vs UTA 3/19/14	1.000 (9) Thornton (3-3) @ BKN 3/5/14	1.000 (11) Thornton (3-3) @ BKN 3/5/14	1.000 (5) Young (2-2) @ PHI 3/15/14	1.000 (6) Foye (2-2) vs DEN 4/4/14	1.000 (7) Nowitzki (3-3) vs DEN 4/4/14	.333 Nowitzki (1-3) vs DAL 4/16/14
FT	22 Harden @ HOU 12/26/13	5 (2) Harden @ HOU 12/26/13	9 Lawson vs DEN 4/4/14	9 (2) Lawson vs DEN 4/4/14	7 Davis vs NOP 1/20/14	9 Lillard vs POR 3/14/14	13 Harden @ HOU 12/26/13	4 (2) Irving @ CLE 2/9/14
FTA	25 Harden @ HOU 12/26/13	6 Harden @ HOU 12/26/13	10 Lawson vs DEN 4/4/14	10 (2) Lawson vs DEN 4/4/14	8 Davis vs NOP 1/20/14	9 Lillard vs POR 3/14/14	15 Harden @ HOU 12/26/13	4 (2) Irving @ CLE 2/9/14
FT% (min. 4 atts.) (if 1.000, most without a miss)	1.000 (53) Blair (4-4) vs DAL 4/16/14	1.000 (6) Davis (4-4) @ DAL 3/12/14	1.000 (6) Aldridge (4-4) @ POR 3/30/14	1.000 (16) Aldridge (4-4) @ POR 3/30/14	1.000 (5) Blair (4-4) vs DAL 4/16/14	1.000 (14) Ginobili (4-4) @ SA 4/6/14	1.000 (27) Blair (4-4) vs DAL 4/16/14	1.000 (2) Irving (4-4) @ CLE 2/9/14
REBOUNDS	17 (3) Dieng vs MIN 3/24/14	7 Ilyasova vs MIL 1/15/14	7 (3) Kanter @ UTA 3/26/14	12 Jordan @ LAC 11/18/13	8 Dieng vs MIN 3/24/14	6 (4) Johnson @ LAL 4/13/14	11 Love @ MIN 1/31/14	2 (2) Varejao @ CLE 2/9/14
OFF REBS	8 (2) Jordan @ LAC 12/18/13	4 (2) Bogut vs GSW 12/7/13	4 Drummond @ DET 1/5/13	7 Bogut vs GSW 12/7/13	4 (2) Leonard vs SAS 11/22/13	4 Sullinger @ BOS 11/27/13	6 (2) Jordan vs LAC 12/5/13	1 (2) Dalembert vs DAL 4/16/14
DEF REBS	15 Duncan vs SA 1/7/14	6 Ilyasova vs MIL 1/15/14	7 Wright @ POR 3/30/14	10 Gasol @ LAL 11/15/13	6 (2) Dieng vs MIN 3/24/14	5 (2) Aldridge @ POR 1/28/14	7 (2) Aldridge @ POR 1/28/14	2 Varejao @ CLE 2/9/14
ASSISTS	15 Curry vs GSW 12/7/13	8 Jennings @ DET 1/5/13	7 Augustin vs CHI 12/30/13	10 Lawson @ DEN 1/3/14	6 Rubio @ MIN 1/31/14	7 Prigioni vs NY 2/18/14	9 Prigioni vs NY 2/18/14	3 Iguodala @ GSW 11/20/13
FOULS	6 (6) Vesely @ DEN 3/31/14	2 (33) Dalembert vs DAL 4/16/14	4 Mullens @ LAC 11/18/13	4 Mullens @ LAC 11/18/13	4 (2) Varnado vs PHI 4/11/14	5 Garcia vs HOU 11/25/13	6 Arthur @ DEN 1/3/14	2 Bynum vs DET 11/1/13
STEALS	6 Young @ PHI 3/15/14	3 (2) Marion vs DAL 2/5/14	3 Dragic @ PHO 4/14/14	4 Young @ PHI 3/15/14	3 (4) Young vs PHI 4/11/14	3 (4) Hayward @ UTA 3/26/14	4 Hayward @ UTA 3/26/14	1 (2) Irving @ CLE 2/9/14
TURNOVERS	7 Jackson vs OKC 1/14/14	4 Boozer vs CHI 12/30/13	3 (2) Burke vs UTA 12/23/13	4 (6) Anderson @ PHI 3/15/14	5 Millsap @ ATL 2/8/14	4 Noah @ CHI 3/7/14	5 (2) Irving @ CLE 2/9/14	1 (5) Thompson @ CLE 2/9/14
BLOCKS	5 Hibbert @ IND 11/11/13	4 Hibbert @ IND 11/11/13	3 Noah vs CHI 12/30/13	4 (2) Johnson vs LAL 2/26/14	3 (2) Davis @ NO 3/12/14	2 (4) Curry @ GSW 3/28/14	3 (4) Ibaka vs OKC 1/14/14	2 Smith vs DET 11/1/13

- franchise record

2013-14 NBA STATISTICS

NBA STANDINGS

NBA EASTERN CONFERENCE

ATLANTIC DIVISION

	W	L	PCT	GB	HOME	ROAD	LAST-10	STREAK
Toronto	48	34	.585	-	26-15	22-19	7-3	Lost 1
Brooklyn	44	38	.537	4	28-13	16-25	5-5	Lost 2
New York	37	45	.451	11	19-22	18-23	7-3	Won 4
Boston	25	57	.305	23	16-25	9-32	2-8	Lost 2
Philadelphia	19	63	.232	29	10-31	9-32	4-6	Won 2

CENTRAL DIVISION

	W	L	PCT	GB	HOME	ROAD	LAST-10	STREAK
Indiana	56	26	.683	-	35- 6	21-20	4-6	Won 2
Chicago	48	34	.585	8	27-14	21-20	8-2	Lost 1
Cleveland	33	49	.402	23	19-22	14-27	5-5	Won 1
Detroit	29	53	.354	27	17-24	12-29	3-7	Lost 4
Milwaukee	15	67	.183	41	10-31	5-36	1-9	Lost 3

SOUTHEAST DIVISION

	W	L	PCT	GB	HOME	ROAD	LAST-10	STREAK
Miami	54	28	.659	-	32- 9	22-19	4-6	Lost 3
Washington	44	38	.537	10	22-19	22-19	7-3	Won 4
Charlotte	43	39	.524	11	25-16	18-23	8-2	Won 3
Atlanta	38	44	.463	16	24-17	14-27	7-3	Won 1
Orlando	23	59	.280	31	19-22	4-37	3-7	Lost 4

NBA WESTERN CONFERENCE

SOUTHWEST DIVISION

	W	L	PCT	GB	HOME	ROAD	LAST-10	STREAK
San Antonio	62	20	.756	-	32- 9	30-11	6-4	Lost 2
Houston	54	28	.659	8	33- 8	21-20	5-5	Lost 1
Memphis	50	32	.610	12	27-14	23-18	7-3	Won 5
Dallas	49	33	.598	13	26-15	23-18	6-4	Lost 1
New Orleans	34	48	.415	28	22-19	12-29	2-8	Won 2

NORTHWEST DIVISION

	W	L	PCT	GB	HOME	ROAD	LAST-10	STREAK
Oklahoma City	59	23	.720	-	34- 7	25-16	6-4	Won 1
Portland	54	28	.659	5	31-10	23-18	9-1	Won 5
Minnesota	40	42	.488	19	24-17	16-25	4-6	Lost 3
Denver	36	46	.439	23	22-19	14-27	4-6	Lost 2
Utah	25	57	.305	34	16-25	9-32	2-8	Won 1

PACIFIC DIVISION

	W	L	PCT	GB	HOME	ROAD	LAST-10	STREAK
L.A. Clippers	57	25	.695	-	34- 7	23-18	7-3	Lost 1
Golden State	51	31	.622	6	27-14	24-17	6-4	Won 2
Phoenix	48	34	.585	9	26-15	22-19	5-5	Won 1
Sacramento	28	54	.341	29	17-24	11-30	3-7	Lost 1
L.A. Lakers	27	55	.329	30	14-27	13-28	3-7	Won 2

2014 FIRST-ROUND PLAYOFF MATCHUPS

(Home Court Team in CAPS, Regular Season Series Records Included)

EASTERN CONFERENCE

- 1-8 INDIANA vs. Atlanta
(Teams split 2-2)
- 4-5 CHICAGO vs. Washington
(Washington won 2-1)
- 2-7 MIAMI vs. Charlotte
(Miami won 4-0)
- 3-6 TORONTO vs. Brooklyn
(Teams split 2-2)

WESTERN CONFERENCE

- 1-8 SAN ANTONIO vs. Dallas
(San Antonio won 4-0)
- 4-5 HOUSTON vs. Portland
(Houston won 3-1)
- 2-7 OKLAHOMA CITY vs. Memphis**
(Oklahoma City won 3-1)
- 3-6 L.A. CLIPPERS vs. Golden State
(Teams split 2-2)

2013-14 NBA STATISTICS

REGULAR SEASON LEAGUE LEADERS

SCORING AVERAGE	G	FG	FT	PTS	AVG	REBOUNDS PER GAME	G	OFF	DEF	TOT	AVG	ASSISTS PER GAME	G	AST	AVG
Durant, OKC.	81	849	703	2593	32.0	Jordan, LA-C	82	331	783	1114	13.6	Paul, LA-C	62	663	10.7
Anthony, N.Y.	77	743	459	2112	27.4	Drummond, Det.	81	440	631	1071	13.2	Wall, Was.	82	721	8.8
James, Mia.	77	767	439	2089	27.1	Love, Min.	77	224	739	963	12.5	Lawson, Den.	62	543	8.8
Love, Min.	77	650	520	2010	26.1	Howard, Hou.	71	231	635	866	12.2	Rubio, Min.	82	703	8.6
Harden, Hou.	73	549	576	1851	25.4	Cousins, Sac.	71	218	613	831	11.7	Curry, G.S.	78	666	8.5
Griffin, LA-C	80	718	482	1930	24.1	Noah, Chi.	80	282	618	900	11.3	Jennings, Det.	80	609	7.6
Curry, G.S.	78	652	308	1873	24.0	Aldridge, Por.	69	166	600	766	11.1	Lowry, Tor.	79	586	7.4
Aldridge, Por.	69	652	296	1603	23.2	Jefferson, Cha.	73	156	636	792	10.8	Nelson, Orl.	68	476	7.0
Cousins, Sac.	71	591	432	1614	22.7	Randolph, Mem. (9)	79	265	530	795	10.1	Teague, Atl.	79	528	6.7
DeRozan, Tor.	79	604	519	1791	22.7	Davis, N.O.	67	207	466	673	10.0	James, Mia.	77	489	6.4
Jefferson, Cha.	73	700	191	1594	21.8	Bogut, G.S.	67	182	489	671	10.0	Thomas, Sac.	72	454	6.3
George, Ind.	80	577	401	1737	21.7	Duncan, S.A.	74	158	563	721	9.7	Carter-Williams, Phi.	70	441	6.3
Nowitzki, Dal.	80	633	338	1735	21.7	Varejao, Cle.	65	187	442	629	9.7	Williams, Bkn.	64	392	6.1
Irving, Cle.	71	532	291	1478	20.8	Gasol, LA-L	60	124	456	580	9.7	Walker, Cha.	73	447	6.1
Davis, N.O.	67	522	348	1394	20.8	Gortat, Was.	81	202	565	767	9.5	Harden, Hou.	73	446	6.1
Lillard, Por.	82	553	371	1695	20.7	Griffin, LA-C	80	192	565	757	9.5	Irving, Cle.	71	433	6.1
Thomas, Sac.	72	496	346	1465	20.3	Lee, G.S.	69	182	461	643	9.3	Conley, Mem. (17)	73	441	6.0
Dragic, Pho.	76	552	316	1542	20.3	Monroe, Det.	82	256	504	760	9.3	Dragic, Pho.	76	447	5.9
Gay, Tor.-Sac.	73	537	318	1457	20.0	Thompson, Cle.	82	269	485	754	9.2	Ellis, Dal.	82	471	5.7
Wall, Was.	82	579	317	1583	19.3	Hickson, Den.	69	206	426	632	9.2	Parker, S.A.	68	388	5.7
Paul, LA-C	62	406	295	1185	19.1	Valanciunas, Tor.	81	226	488	714	8.8	Burke, Utah	70	396	5.7
Martin, Min.	68	440	303	1298	19.1	Ibaka, OKC.	81	224	485	709	8.8	Felton, N.Y.	65	365	5.6
Ellis, Dal.	82	576	339	1560	19.0	Favors, Utah	73	199	438	637	8.7	Lillard, Por.	82	457	5.6
Crawford, LA-C	69	421	279	1282	18.6	Fariel, Den.	80	238	446	684	8.6	Durant, OKC.	81	445	5.5
Thompson, G.S.	81	559	147	1488	18.4	Lopez, Por.	82	326	373	699	8.5	Noah, Chi.	80	431	5.4
Howard, Hou.	71	473	349	1297	18.3	Millsap, Atl.	74	154	473	627	8.5	Hayward, Utah	77	400	5.2
Afflalo, Orl.	73	464	274	1330	18.2	Boozer, Chi.	76	137	495	632	8.3	Batum, Por.	82	420	5.1
Lee, G.S.	69	513	231	1257	18.2	Hawes, Phi.-Cle.	80	131	529	660	8.3	Evans, N.O.	72	363	5.0
Millsap, Atl.	74	483	286	1328	17.9	Sullinger, Bos.	74	241	360	601	8.1	Chalmers, Mia.	73	357	4.9
Lowry, Tor.	79	457	313	1417	17.9	Anthony, N.Y.	77	145	477	622	8.1	Knight, Mil.	72	352	4.9
Young, Phi.	79	582	163	1417	17.9	Plumlee, Pho.	80	198	428	626	7.8	Calderon, Dal.	81	377	4.7
Knight, Mil.	72	461	259	1291	17.9	Kanter, Utah	80	222	376	598	7.5	Stephenson, Ind.	78	359	4.6
Young, LA-L	64	387	235	1144	17.9	Batum, Por.	82	116	495	611	7.5	Love, Min.	77	341	4.4
Walker, Cha.	73	449	282	1289	17.7	Hill, LA-L	72	194	341	535	7.4	Augustin, Tor.-Chi.	71	313	4.4
Lawson, Den.	62	347	324	1090	17.6	Durant, OKC.	81	58	540	598	7.4	Williams, Por.	74	321	4.3
Randolph, Mem. (T36)	79	560	250	1372	17.4	Gasol, Mem. (T36)	59	84	340	424	7.2	Ginobili, S.A.	68	293	4.3
Gasol, LA-L	60	425	187	1041	17.4	Stephenson, Ind.	78	95	463	558	7.2	McRoberts, Cha.	78	333	4.3
Conley, Mem. (38)	73	463	225	1256	17.2	Henson, Mil.	70	171	326	497	7.1	Iguodala, G.S.	63	263	4.2
Beal, Was.	73	481	149	1249	17.1	Harris, Orl.	61	88	336	424	7.0	Lin, Hou.	71	294	4.1
Green, Bos.	82	482	283	1382	16.9	Jones, Hou.	76	162	366	528	6.9	Jackson, OKC.	80	331	4.1

2013-14 NBA STATISTICS

REGULAR SEASON LEAGUE LEADERS

FIELD GOAL PCT.	FG	FGA	PCT	3-PT FIELD GOAL PCT.	3FG	3GA	PCT	FREE THROW PCT.	FT	FTA	PCT
Jordan, LA-C	348	515	.676	Korver, Atl.	185	392	.472	Roberts, N.O.	125	133	.940
Drummond, Det.	479	769	.623	Miller, Mem. (2)	107	233	.459	Nowitzki, Dal.	338	376	.899
Howard, Hou.	473	800	.591	Morrow, N.O.	88	195	.451	Jackson, OKC.	158	177	.893
James, Mia.	767	1353	.567	Calderon, Dal.	191	425	.449	Martin, Min.	303	340	.891
Johnson, Tor.	344	612	.562	Belinelli, S.A.	126	293	.430	Augustin, Tor.-Chi.	201	227	.885
Stoudemire, N.Y.	311	558	.557	Afflalo, Orl.	128	300	.427	Curry, G.S.	308	348	.885
Lopez, Por.	355	644	.551	Mills, S.A.	135	318	.425	Durant, OKC.	703	805	.873
Wade, Mia.	415	761	.545	Curry, G.S.	261	615	.424	Lillard, Por.	371	426	.871
Fariied, Den.	447	820	.545	Thompson, G.S.	223	535	.417	Crawford, LA-C	279	322	.866
Jones, Hou.	386	712	.542	Hawes, Phi.-Cle.	128	308	.416	Harden, Hou.	576	665	.866
Gortat, Was.	455	840	.542	Green, S.A.	132	318	.415	George, Ind.	401	464	.864
Pekovic, Min.	378	700	.540	Middleton, Mil.	120	290	.414	Crawford, Bos.-G.S.	146	169	.864
Henson, Mil.	344	639	.538	Tolliver, Cha.	102	247	.413	Irving, Cle.	291	338	.861
Ibaka, OKC.	524	978	.536	Jefferson, Utah	123	301	.409	Bass, Bos.	205	239	.858
Valanciunas, Tor.	359	676	.531	Dragic, Pho.	122	299	.408	Collison, LA-C	192	224	.857
Griffin, LA-C	718	1359	.528	Ariza, Was.	180	442	.407	Meeks, LA-L	221	258	.857
Lee, G.S.	513	981	.523	Anthony, N.Y.	167	415	.402	Paul, LA-C	295	345	.855
Leonard, S.A.	337	645	.522	Beal, Was.	138	343	.402	Dunleavy, Chi.	140	164	.854
Favors, Utah	390	747	.522	Johnson, Bkn.	162	404	.401	Ginobili, S.A.	160	188	.851
Diaw, S.A.	302	580	.521	Meeks, LA-L	162	404	.401	Thomas, Sac.	346	407	.850
Davis, N.O.	522	1005	.519	Augustin, Tor.-Chi.	133	332	.401	Williams, Atl.	152	179	.849
Bosh, Mia.	492	953	.516	Green, Pho.	204	510	.400	Foye, Den.	157	185	.849
Jefferson, Cha.	700	1376	.509	Nowitzki, Dal.	131	329	.398	Anthony, N.Y.	459	541	.848
Hickson, Den.	332	654	.508	Ross, Tor.	161	408	.395	Green, Pho.	195	230	.848
Vucevic, Orl.	353	696	.507	J. Smith, N.Y.	189	480	.394	Teague, Atl.	318	376	.846
Dragic, Pho.	552	1093	.505	Butler, Mil.-OKC.	98	249	.394	Jack, Cle.	125	149	.839
Durant, OKC.	849	1688	.503	Carter, Dal.	146	371	.394	Matthews, Por.	252	301	.837
Parker, S.A.	456	914	.499	Lillard, Por.	218	554	.394	Walker, Cha.	282	337	.837
Nowitzki, Dal.	633	1273	.497	Miles, Cle.	83	211	.393	Stuckey, Det.	244	292	.836
Monroe, Det.	504	1015	.497	Matthews, Por.	201	511	.393	Livingston, Bkn.	158	191	.827
Cousins, Sac.	591	1191	.496	Webster, Was.	146	372	.392	Singler, Det.	152	184	.826
Kanter, Utah	419	853	.491	Gordon, N.O.	101	258	.391	Westbrook, OKC.	242	293	.826
Stephenson, Ind.	427	870	.491	Durant, OKC.	192	491	.391	Pierce, Bkn.	256	310	.826
Duncan, S.A.	444	906	.490	Teletovic, Bkn.	136	349	.390	Young, LA-L	235	285	.825
West, Ind.	458	939	.488	Martin, Min.	115	297	.387	DeRozan, Tor.	519	630	.824
Mark. Morris, Pho.	411	845	.486	Brooks, Hou.-Den.	96	248	.387	Lin, Hou.	218	265	.823
Bass, Bos.	352	725	.486	Young, LA-L	135	350	.386	Aldridge, Por.	296	360	.822
Belinelli, S.A.	337	695	.485	Chalmers, Mia.	87	226	.385	Gay, Tor.-Sac.	318	387	.822
Marion, Dal.	341	708	.482	Fisher, OKC.	88	229	.384	Love, Min.	520	633	.821
Brewer, Min.	388	807	.481	Singler, Det.	94	246	.382	Carter, Dal.	161	196	.821

2013-14 NBA STATISTICS

REGULAR SEASON LEAGUE LEADERS

STEALS PER GAME	G	STL	AVG	BLOCKS PER GAME	G	BLK	AVG	MINUTES PER GAME	G	MIN	AVG
Paul, LA-C	62	154	2.48	Davis, N.O.	67	189	2.82	Anthony, N.Y.	77	2982	38.7
Rubio, Min.	82	190	2.32	Ibaka, OKC.	81	219	2.70	Butler, Chi.	67	2591	38.7
Young, Phi.	79	167	2.11	Jordan, LA-C	82	203	2.48	Durant, OKC.	81	3122	38.5
Butler, Chi.	67	127	1.90	Hibbert, Ind.	81	182	2.25	DeRozan, Tor.	79	3017	38.2
George, Ind.	80	151	1.89	Duncan, S.A.	74	139	1.88	Harden, Hou.	73	2777	38.0
Carter-Williams, Phi	70	130	1.86	Bogut, G.S.	67	121	1.81	James, Mia.	77	2902	37.7
Brewer, Min.	81	150	1.85	Howard, Hou.	71	128	1.80	Parsons, Hou.	74	2783	37.6
Wall, Was.	82	149	1.82	Lopez, Por.	82	139	1.70	Ellis, Dal.	82	3023	36.9
Millsap, Atl.	74	129	1.74	Henson, Mil.	70	116	1.66	Curry, G.S.	78	2846	36.5
Leonard, S.A.	66	114	1.73	Drummond, Det.	81	131	1.62	Hayward, Utah	77	2800	36.4
Ellis, Dal.	82	141	1.72	Gasol, LA-L	60	92	1.53	Wall, Was.	82	2980	36.3
Ariza, Was.	77	126	1.64	Noah, Chi.	80	121	1.51	Love, Min.	77	2797	36.3
Chalmers, Mia.	73	119	1.63	Gortat, Was.	81	121	1.49	George, Ind.	80	2898	36.2
Curry, G.S.	78	127	1.63	Favors, Utah	73	108	1.48	Lowry, Tor.	79	2862	36.2
Lawson, Den.	62	100	1.61	Smith, Det.	77	110	1.43	Aldridge, Por.	69	2499	36.2
Oladipo, Orl.	80	129	1.61	Gibson, Chi.	82	112	1.37	Batum, Por.	82	2956	36.0
Harden, Hou.	73	115	1.58	Andersen, Mia.	72	97	1.35	Lawson, Den.	62	2222	35.8
James, Mia.	77	121	1.57	Jones, Hou.	76	99	1.30	Lillard, Por.	82	2937	35.8
Cousins, Sac.	71	109	1.54	Gasol, Mem. (19)	59	76	1.29	Walker, Cha.	73	2614	35.8
Lowry, Tor.	79	121	1.53	Cousins, Sac.	71	91	1.28	Griffin, LA-C	80	2863	35.8
Irving, Cle.	71	108	1.52	O'Quinn, Orl.	69	88	1.28	Smith, Det.	77	2730	35.5
Iguodala, G.S.	63	95	1.51	Mozgov, Den.	82	100	1.22	Thompson, G.S.	81	2868	35.4
Conley, Mem. (T22)	73	110	1.51	Brand, Atl.	73	88	1.21	Ariza, Was.	77	2723	35.4
Carroll, Atl.	73	108	1.48	Dalembert, Dal.	80	94	1.18	Stephenson, Ind.	78	2752	35.3
Williams, Bkn.	64	93	1.45	Hawes, Phi.-Cle.	80	94	1.18	Noah, Chi.	80	2820	35.2
Meeks, LA-L	77	111	1.44	Johnson, Tor.	77	88	1.14	Davis, N.O.	67	2358	35.2
Hayward, Utah	77	110	1.43	Plumlee, Pho.	80	90	1.13	Irving, Cle.	71	2496	35.2
Dragic, Pho.	76	104	1.37	Biyombo, Cha.	77	86	1.12	Deng, Chi.-Cle.	63	2213	35.1
Smith, Det.	77	105	1.36	Jefferson, Cha.	73	79	1.08	Dragic, Pho.	76	2668	35.1
Tucker, Pho.	81	110	1.36	Millsap, Atl.	74	78	1.05	Paul, LA-C	62	2171	35.0
Davis, N.O.	67	89	1.33	Bosh, Mia.	79	78	0.99	Jordan, LA-C	82	2870	35.0
Gay, Tor.-Sac.	73	95	1.30	Aldridge, Por.	69	68	0.99	Jefferson, Cha.	73	2553	35.0
Sefolosha, OKC.	61	79	1.30	Johnson, LA-L	79	77	0.97	Afflalo, Orl.	73	2552	35.0
Thomas, Sac.	72	93	1.29	Wright, Dal.	58	55	0.95	Thomas, Sac.	72	2497	34.7
Durant, OKC.	81	103	1.27	Mahinmi, Ind.	77	72	0.94	Gay, Tor.-Sac.	73	2531	34.7
Jennings, Det.	80	101	1.26	West, Ind.	80	74	0.93	Beal, Was.	73	2530	34.7
Wallace, Bos.	58	73	1.26	Green, S.A.	68	61	0.90	Carter-Williams, Phi.	70	2414	34.5
Drummond, Det.	81	101	1.25	Hill, LA-L	72	64	0.89	Young, Phi.	79	2718	34.4
Green, G.S.	82	102	1.24	Koufos, Mem. (39)	80	71	0.89	Randolph, Mem. (39)	79	2705	34.2
Shumpert, N.Y.	74	92	1.24	Humphries, Bos.	69	61	0.88	Green, Bos.	82	2805	34.2

TEAM	HOME ATTENDANCE			ROAD ATTENDANCE		
	G	ATT	AVG	G	ATT	AVG
Atlanta Hawks	41	587,927	14,340	41	708,251	17,274
Boston Celtics	41	742,040	18,099	41	716,876	17,485
Brooklyn Nets	41	707,331	17,252	41	718,662	17,528
Charlotte Bobcats	41	636,268	15,519	41	698,106	17,027
Chicago Bulls	41	890,370	21,716	41	719,618	17,552
Cleveland Cavaliers	41	710,522	17,330	41	712,550	17,379
Dallas Mavericks	41	817,982	19,951	41	708,018	17,269
Denver Nuggets	41	692,898	16,900	41	705,675	17,212
Detroit Pistons	41	615,238	15,006	41	708,505	17,281
Golden State Warriors	41	803,436	19,596	41	718,576	17,526
Houston Rockets	41	743,082	18,124	41	714,540	17,428
Indiana Pacers	41	717,542	17,501	41	732,759	17,872
Los Angeles Clippers	41	787,692	19,212	41	705,964	17,219
Los Angeles Lakers	41	771,974	18,829	41	731,678	17,846
Memphis Grizzlies	41	685,458	16,718	41	708,043	17,269
Miami Heat	41	811,036	19,781	41	786,823	19,191
Milwaukee Bucks	41	552,067	13,465	41	697,562	17,014
Minnesota Timberwolves	41	597,157	14,565	41	721,826	17,606
New Orleans Pelicans	41	672,029	16,391	41	713,288	17,397
New York Knickerbockers	41	812,292	19,812	41	714,321	17,422
Oklahoma City Thunder	41	746,323	18,203	41	744,987	18,170
Orlando Magic	41	666,046	16,245	41	679,941	16,584
Philadelphia 76ers	41	568,632	13,869	41	715,093	17,441
Phoenix Suns	41	650,739	15,872	41	707,251	17,250
Portland Trail Blazers	41	809,602	19,746	41	709,822	17,313
Sacramento Kings	41	667,949	16,291	41	691,240	16,860
San Antonio Spurs	41	755,031	18,415	41	721,842	17,606
Toronto Raptors	41	748,339	18,252	41	684,820	16,703
Utah Jazz	41	745,203	18,176	41	709,125	17,296
Washington Wizards	41	698,068	17,026	41	704,511	17,183
NBA	1230	21,410,273	17,407	1230	21,410,273	17,407
TOTALS	1230	21,410,273	17,407	1230	21,410,273	17,407

2013-14 NBA STATISTICS

ROOKIE LEAGUE LEADERS

SCORING AVERAGE					REBOUNDS PER GAME					ASSISTS PER GAME					
	G	FG	FT	PTS	AVG		G	OFF	DEF	TOT	AVG		G	AST	AVG
Carter-Williams, Phi.	70	427	258	1167	16.7	Carter-Williams, Phi.	70	101	336	437	6.2	Carter-Williams, Phi.	70	441	6.3
Oladipo, Orl.	80	392	248	1106	13.8	Olynyk, Bos.	70	140	225	365	5.2	Burke, Utah	70	396	5.7
Burke, Utah	70	341	102	895	12.8	Dieng, Min.	60	103	197	300	5.0	Oladipo, Orl.	80	327	4.1
Hardaway, N.Y.	81	294	106	824	10.2	Antetokounmpo, Mil.	77	78	261	339	4.4	Wolters, Mil.	58	187	3.2
McLemore, Sac.	82	255	115	720	8.8	Plumlee, Bkn.	70	99	209	308	4.4	Pressey, Bos.	75	241	3.2
Olynyk, Bos.	70	234	99	607	8.7	Zeller, Cha.	82	118	235	353	4.3	Calathes, Mem.	71	207	2.9
Kelly, LA-L	59	157	110	472	8.0	Antic, Atl.	50	57	152	209	4.2	McCallum, Sac.	45	120	2.7
Plumlee, Bkn.	70	199	122	520	7.4	Oladipo, Orl.	80	43	286	329	4.1	Dellavedova, Cle.	72	186	2.6
Wolters, Mil.	58	170	59	417	7.2	Adams, OKC.	81	142	190	332	4.1	Mekel, Dal.	31	63	2.0
Antic, Atl.	50	123	50	352	7.0	Dedmon, G.S.-Phi.-Orl	31	38	89	127	4.1	Antetokounmpo, Mil.	77	150	1.9
Antetokounmpo, Mil.	77	173	138	525	6.8	Kelly, LA-L	59	42	177	219	3.7	Schroder, Atl.	49	93	1.9
McCallum, Sac.	45	113	32	280	6.2	Faverani, Bos.	37	42	86	128	3.5	Kelly, LA-L	59	95	1.6
Thompson, Phi.	77	171	52	461	6.0	Gobert, Utah	45	51	104	155	3.4	Olynyk, Bos.	70	109	1.6
Zeller, Cha.	82	172	146	490	6.0	Thompson, Phi.	77	73	174	247	3.2	Larkin, Dal.	48	71	1.5
Caldwell-Pope, Det.	80	182	47	470	5.9	Bennett, Cle.	52	49	106	155	3.0	Antic, Atl.	50	58	1.2
McCollum, Por.	38	74	23	201	5.3	Burke, Utah	70	37	171	208	3.0	Zeller, Cha.	82	92	1.1
Calathes, Mem.	71	142	44	347	4.9	McLemore, Sac.	82	53	182	235	2.9	McLemore, Sac.	82	82	1.0
Dieng, Min.	60	113	59	286	4.8	Withey, N.O.	58	49	101	150	2.6	Murry, N.Y.	51	49	1.0
Dellavedova, Cle.	72	122	38	339	4.7	Wolters, Mil.	58	33	116	149	2.6	Thompson, Phi.	77	73	0.9
Snell, Chi.	77	129	31	346	4.5	Hummel, Min.	53	35	97	132	2.5	Snell, Chi.	77	68	0.9

FIELD GOAL PCT.			3-PT FIELD GOAL PCT.			FREE THROW PCT.					
	FG	FGA	PCT		3FG	3GA	PCT		FT	FTA	PCT
Plumlee, Bkn.	199	302	.659	Thompson, Phi.	67	167	.401	Burke, Utah	102	113	.903
Olynyk, Bos.	234	502	.466	Dellavedova, Cle.	57	155	.368	Hardaway, N.Y.	106	128	.828
Thompson, Phi.	171	372	.460	Hardaway, N.Y.	130	358	.363	Kelly, LA-L	110	135	.815
Wolters, Mil.	170	389	.437	Antetokounmpo, Mil.	41	118	.347	Olynyk, Bos.	99	122	.811
Hardaway, N.Y.	294	687	.428	Kelly, LA-L	48	142	.338	McLemore, Sac.	115	143	.804
Zeller, Cha.	172	404	.426	Burke, Utah	111	336	.330	Oladipo, Orl.	248	318	.780
Kelly, LA-L	157	371	.423	Antic, Atl.	56	171	.327	Zeller, Cha.	146	200	.730
Oladipo, Orl.	392	936	.419	Oladipo, Orl.	74	226	.327	Carter-Williams, Phi	258	367	.703
Antetokounmpo, Mil.	173	418	.414	Snell, Chi.	57	178	.320	Antetokounmpo, Mil.	138	202	.683
Carter-Williams, Phi	427	1054	.405	McLemore, Sac.	95	297	.320	Plumlee, Bkn.	122	195	.626

STEALS PER GAME			BLOCKS PER GAME			MINUTES PER GAME					
	G	STL	AVG		G	BLK	AVG		G	MIN	AVG
Carter-Williams, Phi	70	130	1.86	Gobert, Utah	45	41	0.91	Carter-Williams, Phi.	70	2414	34.5
Oladipo, Orl.	80	129	1.61	Withey, N.O.	58	50	0.86	Burke, Utah	70	2262	32.3
Caldwell-Pope, Det.	80	75	0.94	Dieng, Min.	60	50	0.83	Oladipo, Orl.	80	2487	31.1
Calathes, Mem.	71	66	0.93	Antetokounmpo, Mil.	77	61	0.79	McLemore, Sac.	82	2187	26.7
Pressey, Bos.	75	68	0.91	Plumlee, Bkn.	70	55	0.79	Antetokounmpo, Mil.	77	1897	24.6
Antetokounmpo, Mil.	77	60	0.78	Kelly, LA-L	59	45	0.76	Hardaway, N.Y.	81	1875	23.2
Plumlee, Bkn.	70	49	0.70	Faverani, Bos.	37	27	0.73	Thompson, Phi.	77	1742	22.6
Thompson, Phi.	77	53	0.69	Dedmon, G.S.-Phi.-Orl.	31	22	0.71	Wolters, Mil.	58	1309	22.6
Wolters, Mil.	58	35	0.60	Adams, OKC.	81	57	0.70	Kelly, LA-L	59	1312	22.2
Burke, Utah	70	42	0.60	Carter-Williams, Phi.	70	43	0.61	Olynyk, Bos.	70	1400	20.0

2013-14 NBA STATISTICS

TEAM STATS

		FIELD GOALS			3-PT. F.G.'S			FREE THROWS			--- REBOUNDS ---			----- MISCELLANEOUS -----						
TEAM	G	MADE	ATT	PCT	MADE	ATT	PCT	MADE	ATT	PCT	OFF	DEF	TOT	AST	PF	DQ	STL	TO	BLK	PTS
Atl.	82	37.33	81.56	.458	9.37	25.80	.363	16.98	21.73	.781	8.70	31.28	39.98	24.89	19.23	0.05	8.29	15.26	3.98	101.0
Bos.	82	36.54	83.94	.435	7.01	21.09	.333	16.16	20.80	.777	11.95	30.55	42.50	21.05	21.26	0.18	7.12	15.38	4.18	96.2
Bkn.	82	35.74	77.94	.459	8.65	23.44	.369	18.39	24.41	.753	8.79	29.35	38.15	20.90	21.67	0.07	8.60	14.52	3.79	98.5
Cha.	82	36.29	82.07	.442	6.29	17.94	.351	17.98	24.39	.737	9.46	33.22	42.68	21.68	18.21	0.05	6.09	12.32	5.13	96.9
Chi.	82	34.67	80.21	.432	6.20	17.79	.348	18.12	23.27	.779	11.43	32.72	44.15	22.68	19.09	0.07	7.24	14.91	5.17	93.7
Clev.	82	37.02	84.82	.437	7.12	20.00	.356	17.05	22.70	.751	12.06	32.06	44.12	21.20	20.00	0.07	7.06	14.18	3.71	98.2
Dall.	82	39.62	83.63	.474	8.79	22.89	.384	16.80	21.13	.795	10.24	30.66	40.90	23.60	19.95	0.05	8.59	13.54	4.34	104.8
Den.	82	38.38	85.88	.447	8.56	23.89	.358	19.06	26.27	.726	12.30	33.13	45.44	22.41	23.05	0.22	7.50	15.91	5.60	104.4
Det.	82	38.80	86.88	.447	6.18	19.27	.321	17.26	25.74	.670	14.59	30.79	45.38	20.90	20.32	0.11	8.38	14.55	4.82	101.0
G.S.	82	39.46	85.43	.462	9.44	24.84	.380	15.89	21.11	.753	10.93	34.38	45.30	23.32	21.76	0.18	7.83	15.21	4.96	104.3
Hou.	82	38.02	80.52	.472	9.50	26.57	.358	22.12	31.09	.712	11.22	34.11	45.33	21.40	20.44	0.15	7.57	16.13	5.62	107.7
Ind.	82	35.96	80.16	.449	6.71	18.80	.357	18.11	23.26	.779	10.17	34.52	44.70	20.13	20.43	0.09	6.71	15.09	5.44	96.7
LA-C	82	39.12	82.45	.474	8.45	23.98	.352	21.23	29.07	.730	10.46	32.54	43.00	24.59	21.55	0.13	8.57	13.85	4.84	107.9
LA-L	82	38.28	85.12	.450	9.44	24.78	.381	16.95	22.38	.757	9.09	31.95	41.04	24.46	19.84	0.12	7.45	15.11	5.44	103.0
Mem.	82	38.07	81.99	.464	4.94	13.99	.353	15.06	20.32	.741	11.59	30.80	42.39	21.85	19.12	0.06	7.70	13.71	4.57	96.1
Miami	82	38.32	76.49	.501	8.11	22.30	.364	17.45	22.98	.760	7.65	29.23	36.88	22.52	19.46	0.06	8.93	14.78	4.48	102.2
Milw.	82	36.00	82.16	.438	6.68	18.94	.353	16.79	22.48	.747	11.84	29.26	41.10	21.46	20.89	0.13	6.60	15.10	4.91	95.5
Minn.	82	38.89	87.51	.444	7.32	21.43	.341	21.83	28.06	.778	12.50	32.24	44.74	23.95	18.34	0.09	8.76	13.93	3.61	106.9
N.O.	82	37.82	82.45	.459	5.93	15.89	.373	18.16	23.61	.769	11.38	30.32	41.70	21.28	22.65	0.21	7.89	13.77	6.38	99.7
N.Y.	82	36.91	82.18	.449	9.26	24.85	.372	15.50	20.37	.761	10.61	29.72	40.33	20.01	22.13	0.10	7.70	12.96	4.48	98.6
OKC.	82	38.95	82.71	.471	8.10	22.43	.361	20.16	25.02	.806	10.82	33.91	44.73	21.88	22.66	0.10	8.27	15.32	6.11	106.2
Orl.	82	36.85	82.73	.445	6.87	19.46	.353	15.94	20.90	.763	9.68	32.37	42.05	21.05	20.46	0.16	7.68	14.90	4.27	96.5
Phil.	82	37.90	87.20	.435	7.04	22.52	.312	16.61	23.39	.710	11.57	31.17	42.74	21.84	22.49	0.15	9.33	16.88	4.02	99.5
Phoe.	82	38.68	83.48	.463	9.33	25.06	.372	18.54	24.44	.758	11.32	31.72	43.04	19.06	21.93	0.13	8.39	15.34	4.56	105.2
Port.	82	39.11	87.00	.450	9.39	25.26	.372	19.13	23.49	.815	12.46	33.98	46.44	23.22	19.22	0.10	5.54	13.72	4.72	106.7
Sac.	82	36.90	82.51	.447	5.99	17.99	.333	20.71	27.28	.759	12.07	32.39	44.46	18.87	22.55	0.18	7.16	15.23	3.88	100.5
S.A.	82	40.56	83.46	.486	8.51	21.43	.397	15.72	20.02	.785	9.29	33.98	43.27	25.17	18.23	0.04	7.37	14.39	5.12	105.4
Tor.	82	36.49	81.93	.445	8.70	23.38	.372	19.61	25.06	.782	11.40	31.12	42.52	21.18	22.95	0.26	7.04	14.13	4.18	101.3
Utah	82	35.99	81.12	.444	6.62	19.23	.344	16.41	21.99	.747	11.02	30.21	41.23	20.29	20.72	0.18	6.95	14.63	4.46	95.0
Wash.	82	38.74	84.39	.459	7.89	20.78	.380	15.28	20.91	.731	10.80	31.38	42.18	23.28	20.43	0.12	8.15	14.68	4.60	100.7

OPPONENT STATS

TEAM	G	FIELD GOALS			3-PT. F.G.'S			FREE THROWS			--- REBOUNDS ---			----- MISCELLANEOUS -----						
		MADE	ATT	PCT	MADE	ATT	PCT	MADE	ATT	PCT	OFF	DEF	TOT	AST	PF	DQ	STL	TO	BLK	PTS
Atl.	82	38.57	83.45	.462	7.98	21.87	.365	16.35	21.87	.748	10.76	32.78	43.54	23.18	20.04	0.11	8.20	15.21	4.32	101.5
Bos.	82	37.82	81.40	.465	6.57	18.94	.347	18.50	24.30	.761	10.62	31.66	42.28	22.11	19.07	0.09	7.43	14.24	4.55	100.7
Bkn.	82	36.34	79.40	.458	8.07	21.98	.367	18.77	24.71	.760	11.23	31.63	42.87	21.01	20.78	0.13	7.41	15.80	4.11	99.5
Cha.	82	36.85	83.39	.442	8.11	21.95	.369	15.26	20.11	.759	9.57	33.73	43.30	20.95	20.93	0.09	6.27	13.29	5.06	97.1
Chi.	82	34.96	81.22	.430	6.56	18.68	.351	15.32	20.34	.753	10.68	30.59	41.27	19.56	20.90	0.15	7.57	14.37	5.98	91.8
Clev.	82	37.77	83.50	.452	9.33	25.40	.367	16.65	21.99	.757	10.26	32.29	42.55	24.84	19.50	0.12	7.16	13.95	5.62	101.5
Dall.	82	37.76	81.38	.464	8.27	23.02	.359	18.66	24.62	.758	11.50	31.33	42.83	22.05	19.91	0.09	7.74	16.00	3.51	102.4
Den.	82	39.49	86.41	.457	7.38	21.02	.351	20.17	26.44	.763	11.34	32.50	43.84	22.48	21.68	0.13	8.46	14.37	5.60	106.5
Det.	82	39.12	83.17	.470	8.33	22.83	.365	18.13	23.99	.756	11.13	31.85	42.99	24.40	20.72	0.10	8.17	15.00	4.91	104.7
G.S.	82	36.82	84.39	.436	6.94	20.20	.344	18.88	24.67	.765	10.71	32.57	43.28	20.52	19.32	0.12	7.91	15.02	4.17	99.5
Hou.	82	38.99	88.02	.443	8.12	23.04	.353	17.01	22.49	.757	11.91	29.74	41.66	22.21	24.30	0.20	8.59	14.01	5.61	103.1
Ind.	82	34.76	82.76	.420	6.56	19.04	.345	16.27	21.56	.755	10.44	30.74	41.18	18.60	21.87	0.07	7.23	13.66	4.61	92.3
LA-C	82	37.41	84.85	.441	7.26	21.84	.332	18.87	24.99	.755	12.33	31.40	43.73	23.27	23.40	0.21	6.95	15.38	3.46	101.0
LA-L	82	41.95	89.63	.468	8.12	22.48	.361	17.22	23.68	.727	13.02	35.98	49.00	25.76	19.27	0.04	9.63	14.20	4.72	109.2
Mem.	82	35.66	79.27	.450	7.50	21.11	.355	15.76	20.56	.766	9.87	29.30	39.17	19.90	18.94	0.07	7.21	14.17	5.00	94.6
Miami	82	36.11	78.96	.457	8.46	23.38	.362	16.76	22.34	.750	10.80	29.51	40.32	21.35	20.43	0.10	8.13	16.70	3.12	97.4
Milw.	82	38.37	81.98	.468	8.50	22.27	.382	18.43	24.52	.751	11.72	31.80	43.52	22.80	20.61	0.09	7.80	14.12	5.04	103.7
Minn.	82	40.50	85.95	.471	8.09	22.20	.364	15.17	20.06	.756	11.07	33.13	44.21	22.87	23.61	0.22	7.85	16.41	5.57	104.3
N.O.	82	37.26	80.09	.465	7.95	22.28	.357	19.96	26.54	.752	10.74	30.95	41.70	22.50	20.29	0.09	7.04	14.45	6.15	102.4
N.Y.	82	35.78	78.06	.458	8.70	23.43	.371	19.12	25.00	.765	10.28	31.71	41.99	19.73	19.65	0.06	6.26	14.55	3.38	99.4
OKC.	82	36.39	83.44	.436	8.60	24.00	.358	18.44	25.37	.727	10.98	29.95	40.93	21.77	20.39	0.15	8.16	15.22	3.61	99.8
Orl.	82	38.12	83.67	.456	8.04	21.68	.371	17.67	22.94	.770	10.48	33.49	43.96	22.54	18.29	0.05	7.09	13.98	5.43	102.0
Phil.	82	40.05	85.06	.471	9.01	24.37	.370	20.79	27.57	.754	11.90	35.01	46.91	26.15	20.56	0.06	8.98	16.96	6.80	109.9
Phoe.	82	38.02	83.41	.456	6.78	19.90	.341	19.77	25.79	.766	11.29	31.54	42.83	20.29	21.33	0.12	7.48	15.34	4.05	102.6
Port.	82	39.61	87.84	.451	6.51	18.34	.355	17.02	22.22	.766	11.51	31.98	43.49	20.43	20.71	0.21	7.79	12.00	3.71	102.8
Sac.	82	37.84	82.12	.461	8.49	22.35	.380	19.23	26.09	.737	9.91	31.32	41.23	23.50	23.13	0.28	7.77	13.61	5.60	103.4
S.A.	82	37.76	85.07	.444	6.45	18.29	.353	15.67	20.62	.760	10.51	31.71	42.22	20.35	19.33	0.05	7.66	13.87	4.61	97.6
Tor.	82	36.06	80.16	.450	6.93	19.24	.360	18.99	25.26	.752	10.41	30.55	40.96	20.96	22.13	0.20	7.27	14.93	4.29	98.0
Utah	82	38.27	80.96	.473	7.30	19.40	.376	18.34	23.72	.773	10.32	32.20	42.51	21.82	20.40	0.12	7.52	12.61	4.89	102.2
Wash.	82	37.05	80.88	.458	7.46	21.50	.347	17.83	23.32	.765	10.09	32.11	42.20	22.24	19.51	0.12	7.70	16.02	3.90	99.4
ONE TEAM	37.72	83.00	.454	7.75	21.53	.360	17.83	23.59	.756	10.91	31.84	42.75	22.00	20.70	0.12	7.68	14.65	4.71	101.0	
BOTH TEAMS	75.43	165.99	.454	15.49	43.07	.360	35.67	47.18	.756	21.83	63.67	85.50	44.01	41.40	0.24	15.36	29.30	9.43	202.0	

2013-14 NBA STATISTICS

TEAMS' STATISTICS, RANK WITHIN LEAGUE

	ATL	BOS	BKN	CHA	CHI	CLE	DAL	DEN	DET	GS	HOU	IND	LAC	LAL	MEM	MIA	MIL	MIN	NO	NY	OKC	ORL	PHI	PHO	POR	SAC	SA	TOR	UTA	WAS
Points/game	15	26	21	23	30	22	8	9	14	10	2	24	1	11	27	12	28	3	18	20	5	25	19	7	4	17	6	13	29	16
FG pct.	13	28	12	25	30	27	4	19	20	9	5	17	3	14	7	1	26	23	11	16	6	21	29	8	15	18	2	22	24	10
FT pct.	6	10	18	24	7	20	3	27	30	19	28	8	26	17	23	14	21	9	11	13	2	12	29	16	1	15	4	5	22	25
3-pt FG pct.	13	28	11	23	24	18	2	15	29	4	16	17	22	3	19	12	20	26	6	7	14	21	30	8	10	27	1	9	25	5
Off. Reb./gm	29	7	28	25	11	6	22	4	1	17	15	23	21	27	9	30	8	2	13	20	18	24	10	14	3	5	26	12	16	19
Def. Reb./gm	18	24	28	7	9	14	23	8	22	2	3	1	10	15	21	30	29	13	25	27	6	12	19	16	4t	11	4t	20	26	17
Rebounds/game	28	18	29	16	10	11	26	2	3	5	4	8	14	25	19	30	24	6	22	27	7	21	15	13	1	9	12	17	23	20
Assists/game	2	22t	24t	16	10	20	6	12	24t	7	18	27	3	4	14	11	17	5	19	28	13	22t	15	29	9	30	1	21	26	8
Steals/game	9	23	4	29	21	24	5	18	8	13	17	27	6	19	14t	2	28	3	12	14t	10	16	1	7	30	22	20	25	26	11
Turnovers/gm	24	27	12	1	18	10	3	28	13	22	29	19	7	21	4	16	20	8	6	2	25	17	30	26	5	23	11	9	14	15
Blocks/gm	26	23t	28	8	7	29	21	4	13	10	3	5t	12	5t	16	18t	11	30	1	18t	2	22	25	17	14	27	9	23t	20	15
Pers.Fouls/gm	7	19	21	1	4	11	10	30	12	22	15	13t	20	9	5	8	18	3	27	24	28	16	25	23	6	26	2	29	17	13t
DQ/game	2t	24t	7t	2t	7t	7t	2t	29	15	24t	21t	10t	18t	16t	5t	5t	18t	10t	28	12t	12t	23	21t	18t	12t	24t	1	30	24t	16t

OPPONENTS' STATISTICS, RANK WITHIN LEAGUE

	ATL	BOS	BKN	CHA	CHI	CLE	DAL	DEN	DET	GS	HOU	IND	LAC	LAL	MEM	MIA	MIL	MIN	NO	NY	OKC	ORL	PHI	PHO	POR	SAC	SA	TOR	UTA	WAS
Points/game	15	13	11	4	1	16	20	28	27	10	23	2	14	29	3	5	25	26	19	8	12	17	30	21	22	24	6	7	18	9
FG pct.	21	23	17	6	2	12	22	15	27	4	7	1	5	26	9	16	25	29	24	19	3	13	28	14	11	20	8	10	30	18
FT pct.	4	21	19	18	9	16	17	22	13	25	15	11	12	2	27	5	6	14	8	24	1	29	10	28	26	3	20	7	30	23
3-pt FG pct.	20	5	23	24	8	22	15	7	21	3	9	4	1	17	12	18	30	19	13	27	14	26	25	2	11	29	10	16	28	6
Off. Reb./gm	16	12	21	1	13	5	24	23	20	14	28	9	29	30	2	17	26	19	15	6	18	10	27	22	25	3	11	8	7	4
Def. Reb./gm	25	14	13	28	6	22	10	23	18	24	3	7	11	30	1	2	17	26	8	15t	4	27	29	12	19	9	15t	5	21	20
Rebounds/game	24	13	18	21	7	15	16t	26	19	20	8	5	25	30	1	2	23	28	9	10	3	27	29	16t	22	6	12	4	14	11
Assists/game	24	16	11	9	2	28	15	19	27	8	17	1	25	29	4	12	22	23	20	3	13	21	30	5	7	26	6	10	14	18
Steals/game	26	11	10	2	14	6	17	27	25	22	28	8	3	30	7	23	20	21	4	1	24	5	29	12	19	18	15	9	13	16
Turnovers/gm	10	18	6	28	16t	24	5	16t	12	11	22	26	7	19	20	2	21	3	15	14	9	23	1	8	30	27	25	13	29	4
Blocks/gm	12	13	9	21	28	27	4	24t	18	10	26	14t	3	16	19	1	20	23	29	2	5	22	30	8	6	24t	14t	11	17	7
Pers.Fouls/gm	20	28	11	9	10	24	21	7	12	26	1	6	3	27	29	16	14	2	19	22	18	30	15	8	13	4	25	5	17	23
DQ/game	16	19t	9t	19t	7t	11t	19t	9t	17t	11t	5t	24t	3t	30	24t	17t	19t	2	19t	26t	7t	28t	26t	11t	3t	1	28t	5t	11t	11t

COMBINATION TEAM/OPPONENT STATISTICS, RANK WITHIN LEAGUE

Pts/game/diff.	17	25	19	16	13	23	12	20	24	4	6	7	2	27	14	5	29	10	21	18	3	26	30	11	8	22	1	9	28	15
Off. Reb. Pct.	28	6	27	26	9	10	23	5	1	18	8	21	20	30	2	29	12	7	13	19	14	25	22	15	3	4	24	11	16	17
Def. Reb. Pct.	17	19	28	1	11	6	25	15	23	5	20	2	26	30	7	24	29	16	21	18	9	10	27	22	13	3	4	12	14	8
Total Reb. Pct.	27	12	28	19	6	4	25	9	1	14	13	11	24	30	3	29	22	10	16	20	8	23	26	17	5	2	21	7	18	15

MISCELLANEOUS STATS

TEAM	POINTS PER GAME		FIELD GOAL PERCENTAGE		TURNOVERS PER GAME		REBOUND PERCENTAGES			BELOW 100 PTS.		OVERTIME GAMES		DECIDED 3 PTS. OR LESS		DECIDED 10 PTS. OR MORE	
	OWN	OPP.	OWN	OPP.	OWN	OPP.	OFF.	DEF.	TOT.	OWN	OPP.	W	L	W	L	W	L
Atlanta	101.0	101.5	.458	.462	15.3	15.2	.210	.744	.477	35	34	4	1	8	9	15	16
Boston	96.2	100.7	.435	.465	15.4	14.2	.274	.742	.508	55	36	1	1	5	9	9	23
Brooklyn	98.5	99.5	.459	.458	14.5	15.8	.217	.723	.470	41	46	3	4	8	3	17	20
Charlotte	96.9	97.1	.442	.442	12.3*	13.3	.219	.776*	.498	51	53	6	3	8	8	18	19
Chicago	93.7	91.8*	.432	.430	14.9	14.4	.272	.754	.513	57	66	3	3	6	5	27	19
Cleveland	98.2	101.5	.437	.452	14.2	14.0	.272	.758	.515	49	37	5	3	7	5	13	27
Dallas	104.8	102.4	.474	.464	13.5	16.0	.246	.727	.487	19	34	1	5	11	11	23	10
Denver	104.4	106.5	.447	.457	15.9	14.4	.275	.745	.510	31	23	0	3	8	5	16	24
Detroit	101.0	104.7	.447	.470	14.5	15.0	.314*	.734	.524*	36	27	0	4	2	6	16	25
Golden State	104.3	99.5	.462	.436	15.2	15.0	.251	.763	.507	28	41	3	3	11	8	28	9
Houston	107.7	103.1	.472	.443	16.1	14.0	.274	.741	.508	19	31	3	2	7	6	30	9
Indiana	96.7	92.3	.449	.420*	15.1	13.7	.249	.768	.508	52	61	4	0	4	3	29	17
L.A. Clippers	107.9*	101.0	.474	.441	13.9	15.4	.250	.725	.488	18	34	2	1	4	3	30	9
L.A. Lakers	103.0	109.2	.450	.468	15.1	14.2	.202	.710	.456	30	21	0	1	5	5	12	33
Memphis	96.1	94.6	.464	.450	13.7	14.2	.283	.757	.520	55	55	3	2	10	4	18	13
Miami	102.2	97.4	.501*	.457	14.8	16.7	.206	.730	.468	33	49	2	4	8	7	29	10
Milwaukee	95.5	103.7	.438	.468	15.1	14.1	.271	.714	.493	48	24	1	6	4	5	4	33
Minnesota	106.9	104.3	.444	.471	13.9	16.4	.274	.744	.509	23	28	3	2	5	6	26	18
New Orleans	99.7	102.4	.459	.465	13.8	14.5	.269	.738	.504	42	31	5	0	7	8	10	21
New York	98.6	99.4	.449	.458	13.0	14.5	.251	.743	.497	45	42	2	3	3	8	19	22
Oklahoma City	106.2	99.8	.471	.436	15.3	15.2	.265	.756	.510	20	45	3	1	10	4	33	8
Orlando	96.5	102.0	.445	.456	14.9	14.0	.224	.755	.490	53	33	2	5	5	7	10	30
Philadelphia	99.5	109.9	.435	.471	16.9	17.0*	.248	.724	.486	45	12	4	1	6	3	4	46
Phoenix	105.2	102.6	.463	.456	15.3	15.3	.264	.737	.501	28	31	1	2	2	9	19	7
Portland	106.7	102.8	.450	.451	13.7	12.0	.280	.747	.514	21	31	5	2	8	9	24	13
Sacramento	100.5	103.4	.447	.461	15.2	13.6	.278	.766	.522	36	30	4	2	4	9	12	26
San Antonio	105.4	97.6	.486	.444	14.4	13.9	.227	.764	.495	20	42	2	0	7	0	35	12
Toronto	101.3	98.0	.445	.450	14.1	14.9	.272	.749	.511	36	45	1	6	3	8	24	6
Utah	95.0	102.2	.444	.473	14.6	12.6	.255	.745	.500	55	33	2	1	5	4	9	39
Washington	100.7	99.4	.459	.458	14.7	16.0	.252	.757	.504	36	42	4	8	5	9	19	14

COMPOSITE; 2460 games
* - League Leader

2013-14 NBA STATISTICS

SINGLE-GAME HIGHS / PLAYERS

Minutes -- 60, Butler, CHI at ORL, 1/15 (3 OT)
Minutes -- 48, (4 times, most recently) Barnes, GS at DEN, 4/16
Field Goals -- 23, Anthony, NY vs. CHA, 1/24
FG Attempts -- 37, Gay, TOR at HOU, 11/11 (2 OT)
FG Attempts -- 35, Anthony, NY vs. CHA, 1/24
3-Pt. Field Goals -- 10, (6 times, most recently) J. Smith, NY at MIA, 4/6
3-Pt. FG Attempts -- 22, J. Smith, NY at MIA, 4/6
Free Throws -- 22, Durant, OKC at UTA, 10/30
Free Throws -- 22, Harden, HOU vs. MEM, 12/26
FT Attempts -- 25, Harden, HOU vs. MEM, 12/26
FT Attempts -- 25, Howard, HOU vs. SA, 1/28
Off. Rebounds -- 15, Hickson, DEN vs. POR, 2/25
Def. Rebounds -- 20, (4 times, most recently) Mozgov, DEN at GS, 4/10
Rebounds -- 29, Mozgov, DEN at GS, 4/10
Assists -- 18, Jennings, DET vs. PHO, 1/11
Assists -- 18, Rondo, BOS vs. DET, 3/9
Steals -- 9, Carter-Williams, PHI vs. MIA, 10/30
Turnovers -- 11, Curry, GS at LAC, 10/31
Turnovers -- 11, Durant, OKC at SA, 1/22
Blocks -- 9, Jordan, LAC at SAC, 11/29 (OT)
Blocks -- 9, Davis, NO vs. PHI, 11/16
Points -- 62, Anthony, NY vs. CHA, 1/24

SINGLE-GAME HIGHS AND LOWS / TEAMS

Field Goals -- 57, L.A. Clippers, at LAL, 3/6
Fewest Field Goals -- 21, Utah, at MIN, 1/18
FG Attempts -- 114, Toronto, at HOU, 11/11 (2 OT)
FG Attempts -- 104, Houston, at LAL, 2/19
FG Attempts -- 104, Denver, at GS, 4/10
Fewest FG Attempts -- 61, Miami, at IND, 3/26
Fewest FG Attempts -- 61, Miami, vs. NY, 4/6
Field Goal Pct. -- .671, Minnesota, vs. LAL, 3/28
Lowest Field Goal Pct. -- .270, Philadelphia, at LAC, 2/9
3-Pt. Field Goals -- 21, (3 times, most recently) Portland, vs. CHA, 1/2
3-Pt. FG Attempts -- 42, New York, at MIA, 4/6
3-Pt. FG Pct. -- .765, Cleveland, at LAL, 1/14
Free Throws -- 52, Minnesota, at DEN, 3/3
Fewest Free Throws -- 1, Phoenix, at ORL, 11/24
Fewest Free Throws -- 1, Memphis, at ATL, 2/8
FT Attempts -- 64, Minnesota, at DEN, 3/3
Fewest FT Attempts -- 1, Memphis, at ATL, 2/8
Free Throw Pct. -- 1.000, (18 times, most recently) Boston, vs. CHA, 4/11
Lowest Free Throw Pct. -- .385, Detroit, at PHO, 3/21
Off. Rebounds -- 27, Cleveland, vs. LAL, 2/5
Off. Rebounds -- 27, Denver, vs. POR, 2/25
Fewest Off. Rebounds -- 1, L.A. Lakers, vs. OKC, 3/9
Fewest Off. Rebounds -- 1, Brooklyn, vs. SAC, 3/9
Def. Rebounds -- 50, Indiana, vs. WAS, 1/10
Fewest Def. Rebounds -- 12, L.A. Lakers, at MIN, 3/28
Rebounds -- 65, Portland, vs. LAC, 4/16
Fewest Rebounds -- 17, Brooklyn, vs. OKC, 1/31
Assists -- 42, Charlotte, vs. DAL, 2/11
Fewest Assists -- 7, Brooklyn, at MIN, 11/22
Personal Fouls -- 38, Toronto, at HOU, 11/11 (2 OT)
Personal Fouls -- 37, (3 times, most recently) Denver, vs. MIN, 3/3
Fewest Personal Fouls -- 9, Washington, at MIL, 11/27 (OT)
Steals -- 19, Miami, vs. DAL, 11/15
Steals -- 19, Brooklyn, vs. CHI, 3/3
Turnovers -- 28, Chicago, at BKN, 3/3
Turnovers -- 28, Boston, vs. BKN, 3/7
Fewest Turnovers -- 3, Chicago, vs. NY, 3/2
Blocks -- 18, Indiana, vs. ORL, 10/29
Blocks -- 18, New Orleans, vs. CHA, 11/2
Points -- 145, Houston, at LAL, 4/8
Fewest Points -- 66, Washington, at IND, 1/10

Exhibit 1

National Basketball Association Players Playoff Pool Allocation

	# of Teams	2012-13 Season			2013-14 Season		
		Per Team Amount	Total	% of Pool	Per Team Amount	Total	% of Pool
Best Record	1	\$ 374,947	\$ 374,947	2.88%	\$ 403,790	\$ 403,790	2.88%
Best in Conference	2	\$ 328,078	\$ 656,156	5.05%	\$ 353,316	\$ 706,632	5.05%
2nd Best in Conference	2	\$ 263,695	\$ 527,390	4.06%	\$ 283,979	\$ 567,958	4.06%
3rd Best in Conference	2	\$ 196,848	\$ 393,696	3.03%	\$ 211,990	\$ 423,980	3.03%
4th Best in Conference	2	\$ 154,701	\$ 309,402	2.38%	\$ 166,601	\$ 333,202	2.38%
5th Best in Conference	2	\$ 128,906	\$ 257,812	1.98%	\$ 138,822	\$ 277,644	1.98%
6th Best in Conference	2	\$ 87,921	\$ 175,842	1.35%	\$ 94,684	\$ 189,368	1.35%
Teams in 1st Round	16	\$ 194,016	\$ 3,104,256	23.88%	\$ 208,940	\$ 3,343,040	23.88%
Teams in 2nd Round	8	\$ 230,853	\$ 1,846,824	14.21%	\$ 248,611	\$ 1,988,888	14.21%
Teams in 3rd Round	4	\$ 381,482	\$ 1,525,928	11.74%	\$ 410,827	\$ 1,643,308	11.74%
Losing team in Finals	1	\$ 1,525,515	\$ 1,525,515	11.73%	\$ 1,642,863	\$ 1,642,863	11.73%
Winning team in Finals	1	\$ 2,302,232	\$ 2,302,232	17.71%	\$ 2,479,327	\$ 2,479,327	17.71%
			\$ 13,000,000	100.00%		\$ 14,000,000	100.00%

4/1/2014

2013-14 GAME RECAPS

REGULAR SEASON GAME #1 – SAN ANTONIO 101, MEMPHIS 94, October 31 at AT&T Center

San Antonio, Tex. – The Memphis Grizzlies shook off some opening night jitters to come within six points of the defending Western Conference champion San Antonio Spurs but could not pull off a road season-opening victory in a rematch of the 2013 Western Conference Finals... Memphis' new season had a rough start, as the Grizzlies misfired on 16 of their 18 shots and scored just seven points in the second quarter while the Spurs reeled off 22 unanswered points and took a 21-point halftime lead (48-27)... The Grizzlies missed their first 10 shots and did not record a field goal for the first eight minutes of the second quarter, eventually tying a franchise-record low for points in the second quarter... Memphis rediscovered its identity in the second half, scoring 67 points on .580 shooting in the second half and closing within six points of San Antonio (90-84) before the Spurs sealed the victory with an 11-2 run... Memphis scored 36 points in the paint in the second half after scoring just four down low before halftime... **Tony Allen** led all scorers with 15 points, highlighted by a career-high three three-pointers, matching his total from all of last season... **Marc Gasol** and **Mike Conley** each scored 14, while **Quincy Pondexter** (13) and the returning **Mike Miller** (11) each scored double-digits in reserve... **Kawhi Leonard** and **Boris Diaw** both scored 14 points to lead six Spurs in double figures... Memphis lost its 13th consecutive opening night game.

REGULAR SEASON GAME #2 – MEMPHIS 111, DETROIT 108 (OT), November 1 at FedExForum

Memphis, Tenn. – The Memphis Grizzlies staged a fourth-quarter rally, forced overtime and eventually gave head coach **Dave Joerger** his first NBA coaching victory in the home opener against the Detroit Pistons... **Mike Conley**, who scored his first points with less than a minute to go in the first half, led all scorers with 22 points... **Zach Randolph** rebounded from the season opener to record 16 points and 10 rebounds... **Marc Gasol** added 15 points, eight rebounds and a team-high five assists... Down by five (95-90) with under a minute remaining in regulation, Gasol converted a three-point play and then, following an offensive goal tending call on Detroit, tipped in his own miss to tie the score with 8.2 seconds on the clock and force overtime... Memphis found its rhythm in overtime, opening the extra period on an 11-2 run... Longtime Piston **Tayshaun Prince**, after not playing in the fourth quarter, came in to score six of his eight points in overtime, including a wide-open three-pointer to put the Grizzlies up 102-97 with 2:20 remaining... Memphis had 20 turnovers in the game but had zero in the final nine minutes of the game... The Grizzlies shot .519 from the field and improved to 14-0 dating back to the start of last season when shooting at least .500... Memphis recorded consecutive home-opening victories for the first time in franchise history and improved to 5-14 all-time in home openers... The Grizzlies extended their winning streak over the Pistons to eight games dating back to Jan. 27, 2010... **Josh Smith** scored 19 points on 7-of-23 shooting, while **Rodney Stuckey** also netted 19 in his season debut... **Greg Monroe** added 16 points, while **Andre Drummond** posted a double-double with 12 points and 16 rebounds.

REGULAR SEASON GAME #3 – DALLAS 111, MEMPHIS 99, November 2 at American Airlines Center

Dallas, Tex. – **Dirk Nowitzki** scored 24 points to lead six Mavericks in double figures as Dallas defeated the Memphis Grizzlies... Memphis forced Dallas into seven missed shots to start the game, but the Mavericks would soon score 13 unanswered points to take a 16-6 lead with 5:57 left in the first quarter... Dallas would not trail for the remainder of the game... **Zach Randolph** (21 points, 14 rebounds) double-doubled for the second-straight game... **Mike Conley** (24 points) led the team in scoring for the second consecutive game, while **Marc Gasol** added 23 points... **Shawn Marion** posted 21 points, 14 rebounds and four assists... **Monta Ellis** chipped in 18 points... After missing 14 of his first 15 shots this season, **Jose Calderon** broke out of his shooting slump with 14 points, including three made three-pointers.

REGULAR SEASON GAME #4 – MEMPHIS 95, BOSTON 88, November 4 at FedExForum

Memphis, Tenn. – **Jerryd Bayless** keyed a fourth-quarter rally, and the Memphis Grizzlies came from behind to keep the Boston Celtics winless on the season... After going scoreless through the first three quarters, Bayless scored 15 points on 6-of-7 shooting in the final frame, helping Memphis erase a six-point deficit with 8:51 remaining in the game and close the contest on a 21-8 run... The Grizzlies outscored the Celtics 29-16 in the fourth quarter, shooting 10-of-15 FG (.667) and holding Boston to 6-of-18 FG (.333)... With the loss, Boston fell to 0-4, the Celtics' worst start since the 1969-70 season... Boston ended the third quarter on a 15-0 run and led by as many as seven points (77-70) with 10:02 left in the game... **Mike Conley** and **Zach Randolph** also scored 15 points, while **Marc Gasol** added 14... **Jeff Green** led Boston with 22 points, and **Jared Sullinger** put in 16 points off the bench... The Grizzlies held their opponent under 100 points for the first time this season.

REGULAR SEASON GAME #5 – NEW ORLEANS 99, MEMPHIS 84, November 6 at FedExForum

Memphis, Tenn. – The new-look New Orleans Pelicans' fast start translated to the Pelicans' first road win and the Memphis Grizzlies' home loss of the season... New Orleans forced Memphis into eight turnovers in the first quarter, allowing the Pelicans to get out in transition and make 13 of their first 16 shots... New Orleans scored 33 points on .700 shooting (14-of-20 FG) in the opening frame... After taking a 10-point lead at halftime, New Orleans scored eight of the first nine points coming out of the locker room to build a 17-point advantage (59-42) with 8:51 left in the third quarter... The Pelicans extended the lead to as much as 29 points in the fourth quarter... New Orleans outrebounded Memphis 39-29 and forced the Grizzlies into 18 turnovers... **Mike Conley** scored 26 of Memphis' 84 points... **Marc Gasol** scored 11 and was the only other Grizzlies player in double digits... **Zach Randolph** played the first eight minutes of the game before leaving for the hospital in the second quarter to attend the birth of his son... **Eric Gordon** scored 19 points to lead five Pelicans in double figures... **Anthony Davis** recorded 18 points, nine rebounds, three steals and three blocks.

REGULAR SEASON GAME #6 – MEMPHIS 108, GOLDEN STATE 90, November 9 at FedExForum

Memphis, Tenn. – Memphis got back to "Grizzlies basketball" and ended its three-game home stand with a much-needed win over the Golden State Warriors... Memphis' first quarter stood in strong contrast to the previous contest with New Orleans, as the Grizzlies committed only one turnover in the opening frame while forcing Golden State into six miscues... Memphis outscored Golden State 16-6 in the paint in the first quarter and would go on to dominate the painted area, 54-18, for the game... The Grizzlies began pulling away with a 9-0 run in the third quarter and then would blow the game open in the fourth quarter with an 18-5 run that gave them a 22-point advantage (104-82) with 5:03 left in the game... One game after scoring 84 points total, the Grizzlies recorded 90 points after three quarters... Memphis shot a season-high .532 from the field and remained undefeated (15-0) dating back to the start of last season when shooting at least .500 from the floor... The Grizzlies recorded a season-best field goal percentage clip thanks in part to a third quarter in which they shot 13-of-19 from the field (.684) and scored 36 points, tying a season high for any single quarter... **Zach Randolph** posted a season-high 23 points and 11 rebounds for his third double-double of the season, leading six Grizzlies in double figures... **Mike Conley** added 20 points and made nine of his 11 shots for his fourth 20-point effort of the season... **Marc Gasol** chipped in with 18 points and seven rebounds, as all five Grizzlies starters scored in double figures for the first time this season... **Mike Miller** threw in 15 points and nine rebounds off the bench... A game-time decision due to a left ankle bone bruise, **Stephen Curry** scored 22 points to lead Golden State... **Andre Iguodala** scored 19 on 8-of-10 shooting... Memphis extended its winning streak over Golden State to 10 games, marking the Grizzlies' second-longest winning streak over a single opponent in franchise history.

2013-14 GAME RECAPS

REGULAR SEASON GAME #7 – INDIANA 95, MEMPHIS 79, November 11 at Bankers Life Fieldhouse

Indianapolis, Ind. – In a matchup between the runner-ups in the 2013 Eastern Conference Finals and Western Conference Finals, respectively, the Indiana Pacers defeated the Memphis Grizzlies to remain the NBA's only unbeaten team this season (8-0)... The Pacers set the tone early, outscoring the Grizzlies 23-16 and winning the rebounding battle 21-8 by the end of the first quarter... Indiana would go on to outrebound Memphis 45-32 for the game... Indiana scored eight unanswered bridging the first and second periods to take a nine-point lead (25-16) with 11:35 left in the first half and would score another 10-in-a-row bridging the third and fourth quarters to extend the lead to 25 (80-55) with 10:16 remaining in the game... Memphis struggled offensively, scoring a season-low 79 points on .413 shooting... The Grizzlies shot just .362 from the field compared to the Pacers' .517 clip through the first three quarters... **Paul George** scored 23 points for his eighth-straight 20-point performance to open the season, breaking the Pacers franchise record previously held by **Clark Kellogg**... **Lance Stephenson** posted his first career triple-double with 13 points, 11 rebounds and 12 assists... The rebound and assist totals were career highs for Stephenson, who became the first player to record a triple-double against Memphis since the Los Angeles Clippers' **Blake Griffin** on April 13, 2011 at STAPLES Center... **George Hill** contributed 13 points for the Pacers, who had six players in double figures... **Marc Gasol** led Memphis with 15 points... Memphis lost its third consecutive matchup with Indiana.

REGULAR SEASON GAME #8 – TORONTO 103, MEMPHIS 87, November 13 at FedExForum

Memphis, Tenn. – The Toronto Raptors sent the Memphis Grizzlies to consecutive losses for the first time this season in **Rudy Gay**'s first game as a visitor at FedExForum... Gay racked up a team-high 23 points, six rebounds and four assists on 8-of-18 shooting in 42 minutes against his former team, helping Toronto prevail over Memphis for just the second time in the last 10 head-to-head meetings... With the game tied at 70, the Raptors pulled away from the Grizzlies with a 26-7 run to take a 19-point lead (96-77) with 5:50 remaining in the fourth quarter... Gay capped the decisive run with a fast-break assist, a jump shot and – three possessions later – another jumper to push the lead to 19, the Raptors' largest of the game... Toronto would go on to outscore Memphis 25-16 in the fourth quarter, forcing the Grizzlies into seven turnovers in the final frame... Toronto made more free throws (33) than field goals (31)... Toronto also shot .533 from three-point range, draining seven of its first nine attempts from beyond the arc... Another former Grizz, **Kyle Lowry**, contributed 21 points and a game-high six assists... **DeMar DeRozan** added 18 points, including 13 in the first quarter... **Mike Conley** scored a season-high 29 points, two shy of his career high, on 12-of-19 shooting... **Marc Gasol** (18 points, 10 rebounds) and **Zach Randolph** (10 points, 10 rebounds) chipped in with their first and fourth double-doubles of the season, respectively... Memphis had been the last team in the NBA to record neither consecutive wins nor consecutive losses this season.

REGULAR SEASON GAME #9 – MEMPHIS 89, LA LAKERS 86, November 15 at STAPLES Center

Los Angeles, Calif. – **Zach Randolph** took over in the fourth quarter, scoring 14 of his 28 points in the final frame to guide the Memphis Grizzlies to their first road win of the season against the Los Angeles Lakers... Randolph scored 12 of the final 14 points for Memphis and assisted **Marc Gasol** on the other basket, as the Grizzlies outscored the Lakers, 26-20, in the fourth quarter... The Lakers had lost a three-point lead to start the fourth quarter before **Jodie Meeks** brought them back within one by draining his fifth three-pointer of the game with 1:20 remaining... Randolph corralled his 11th rebound and called timeout after the Lakers misfired on their next possession... Z-Bo then took the inbound pass and made a driving scoop shot to extend the lead to three (87-84) with 16 seconds left... **Steve Blake** missed a three-pointer on the other end for Los Angeles, and Randolph sealed the win with two free throws... Memphis went a perfect 14-of-14 from the charity stripe... Randolph finished 11-of-18 from the field in recording his season-high point total... **Marc Gasol** finished with 18 points, eight rebounds and a season-high eight assists... **Tony Allen** made all six of his field goal attempts to score 12 points... Meeks led the Lakers with 25 points on 10-of-16 shooting (5-of-9 3FG), while **Pau Gasol** double-doubled with 10 points and 13 rebounds... Memphis, which entered the game as the NBA leader in allowing second chance points, surrendered only two second chance points to Los Angeles... The Grizzlies tied season bests with 51 rebounds and just 10 turnovers... The Lakers fell to 4-7 with the loss, their worst record through the first 11 games since opening 3-8 in 2002-03.

REGULAR SEASON GAME #10 – MEMPHIS 97, SACRAMENTO 86, November 17 at Sleep Train Arena

Sacramento, Calif. – The Memphis Grizzlies fought off a late charge by the Sacramento Kings to earn consecutive victories for the first time this season and even their overall record at 5-5... **Zach Randolph** once again led the way with 22 points and 10 rebounds in 34 minutes to help Memphis win the second game of its four-game West Coast road trip... **Marc Gasol** nearly triple-doubled with 19 points, eight rebounds and nine assists, while **Mike Conley** pitched in with 19 points and nine assists... Randolph, Gasol and Conley combined to shoot 25-of-38 from the field (.658), as Memphis shot a season-best .556 for the game and improved to 16-0 since the start of last season when shooting .500 or better... **Travis Outlaw** scored a season-high 18 points, all coming after halftime, in only 17 minutes to lead the Kings, as Sacramento cut a 20-point Memphis lead down to three (82-79) with 7:18 remaining in the game... Memphis would score the next seven points to kick the lead back to double digits... The Grizzlies outrebounded the Kings 16-7 in the fourth quarter and 49-35 for the game... Sacramento had four reserves score in double figures, while none of the Kings starters scored in double digits... The Kings bench outscored the starting lineup, 57-29.

REGULAR SEASON GAME #11 – MEMPHIS 106, LA CLIPPERS 102, November 18 at STAPLES Center

Los Angeles, Calif. – Powered by an All-Star front court duo, the Memphis Grizzlies earned their third consecutive road victory and handed the Los Angeles Clippers their first home loss of the season in a rematch of the opening round of the 2013 NBA Playoffs... Memphis got major performances from **Zach Randolph** (26 points, 15 rebounds), who led the Grizzlies in scoring and rebounding for the third-straight game, and **Marc Gasol** (23 points, nine rebounds, eight assists), who flirted with a triple-double for the third-straight outing... But the Grizzlies also got a strong effort from **Kosta Koufos**, who made all five of his shots and finished with 10 points, nine rebounds, four blocks and two steals in 18 minutes off the bench... Koufos owned the first six minutes of the fourth quarter, recording four points, five rebounds, a block and a steal to help Memphis take a seven-point lead (90-83) with 8:20 remaining... Los Angeles responded with five unanswered points to come within two before **Mike Conley** re-entered the game and promptly scored eight of the Grizzlies' next 11 points to help Memphis take a double-digit advantage (101-91) with 1:51 left... Conley finished with 15 points... Memphis held Los Angeles to a season-low .395 shooting... **Blake Griffin** (23 points, 11 rebounds) and **Chris Paul** (18 points, 11 assists) each double-doubled for the Clippers... Paul recorded his 11th consecutive game of at least 10 points and 10 assists, the longest streak to start the season since **Magic Johnson** (1990-91)... **Tony Allen** was assessed a flagrant-2 when his leg made contact with Paul's face on a first-quarter drive... Memphis evened the all-time head-to-head series with Los Angeles at 35 games apiece.

2013-14 GAME RECAPS

REGULAR SEASON GAME #12 – MEMPHIS 88, GOLDEN STATE 81 (OT), November 20 at ORACLE Arena

Oakland, Calif. – The Memphis Grizzlies completed a perfect four-game road trip by sweeping every Californian NBA team, finishing with a wild overtime victory over the Golden State Warriors... **Zach Randolph** (21 points, 12 rebounds) kept rolling with his fourth 20-10 performance in as many games on the road trip, helping the Grizzlies extend their winning streak over the Warriors to 11 games, tying the franchise record for longest winning streak over a single opponent... **Marc Gasol** pitched in with 18 points, 11 rebounds, four assists and four blocks... **Mike Conley** scored five of his 19 points in overtime... Playing without **Stephen Curry** (mild concussion), **Andre Iguodala** handed out a season-high 14 assists for the Warriors but shot 3-of-14 from the field and missed a fadeaway over Gasol and Conley at the end of regulation... Memphis offset its .386 shooting from the floor by winning the offensive rebounding battle (16-7) and committing just seven turnovers that Golden State, after entering the game averaging 20.0 points off opponent miscues, converted into only four points... Trailing by 10 at halftime (44-34), Memphis righted itself with a 17-2 run shortly after intermission to take a three-point lead (51-48) with 5:32 remaining in the third quarter... With Randolph and Gasol doing damage in the post, Conley got free for a tiebreaking trey with 1:36 left in overtime... That sparked a 9-2 run for Memphis to finish the game, which included back-to-back giant step-back jump shots from **Tayshaun Prince**, the second of which just beating the shot clock... Golden State, which had won four-in-a-row after a loss to Memphis on Nov. 9, shot just .395 in the second half and overtime... **Klay Thompson** scored 21 points to lead Golden State, which suffered its first home loss of the season... **Andrew Bogut** delivered a double-double with 12 points and 14 rebounds, while **Harrison Barnes** had 16 points, eight assists and five assists... Memphis played without **Tony Allen**, who served a one-game league suspension due to his flagrant-2 foul the previous game... Memphis won its sixth consecutive overtime game, setting a franchise record... Since the Sacramento Kings relocated from Kansas City to start the 1985-86 season, this marked the 11th time a team had played four consecutive road games against all of the NBA's California teams (Los Angeles Lakers, Los Angeles Clippers, Sacramento, Golden State)... Memphis became the third team to sweep all four of those games, joining the Denver Nuggets (March 1988) and San Antonio Spurs (April 1995).

REGULAR SEASON GAME #13 – SAN ANTONIO 102, MEMPHIS 86, November 22 at FedExForum

Memphis, Tenn. – The reigning NBA Defensive Player of the Year and one of the most durable players in the league, Grizzlies center **Marc Gasol** was felled by a knee injury, as the San Antonio Spurs withstood a furious rally by the Memphis Grizzlies to match their best start through 12 games (11-1) in franchise history... Gasol sustained a left MCL sprain after a Spurs basket with 10:24 remaining in the second quarter and was helped to the locker room, after which San Antonio built a 14-point halftime lead... Memphis fought back to pull within 79-78 with 6:37 left in the fourth quarter, but San Antonio closed the game with a 23-8 flurry in which the Spurs made seven of their final eight shots... The loss snapped the Grizzlies' season-high four-game winning streak... The Spurs scored efficiently, shooting .575 in the first half (23-of-40 FG) and .532 for the game (42-of-79 FG), in what was the ninth consecutive victory... **Tony Parker** scored 11 of his 20 points in the fourth quarter... **Tiago Splitter** added a season-high 17 points and seven rebounds... **Manu Ginobili** recorded 15 points, five rebounds and a game-high seven assists off the bench, helping San Antonio's reserves outscore Memphis' bench, 45-18... **Mike Conley** scored 28 points to lead all scorers, while **Zach Randolph** (16 points, 10 rebounds) recorded his fifth consecutive double-double for the Grizzlies... **Kosta Koufos** tallied six points and seven rebounds in a season-high 28 minutes... The Spurs recorded their sixth consecutive victory against the Grizzlies dating back to the 2013 Western Conference Finals.

REGULAR SEASON GAME #14 – HOUSTON 93, MEMPHIS 86, November 25 at FedExForum

Memphis, Tenn. – After trailing for much of the game, the Houston Rockets turned on the after burners in the fourth quarter in a come-from-behind win over the Memphis Grizzlies... Down by eight points at the end of the third quarter (63-55), Houston used a 14-2 run to take its first lead since a 6-4 advantage in the fourth quarter... The Rockets would go on to score a season-high 38 points in the fourth quarter, making 14-of-20 shots (.700), after scoring just 32 points in the entire first half and 55 points through the first three quarters... Houston knocked down four three-pointers in the fourth quarter after making just two in the first three periods... **Chandler Parsons** scored a game-high 17 points, while **Omri Casspi** chipped in by scoring 11 of his 16 points in the final frame... **Tayshaun Prince** led the Grizzlies with 16 points, while **Mike Conley** recorded his first double-double (10 points, 10 assists) but shot just 2-of-14 from the field... **Kosta Koufos** recorded eight points, a season-high 13 rebounds and two blocks in 31 minutes, making his first start in place of the injured **Marc Gasol**... Memphis suffered its first three-game home losing streak since losing three-in-a-row from Nov. 10-16, 2010... The Grizzlies snapped their five-game home winning streak over Houston... The Rockets won in Memphis for the first time since Dec. 3, 2010.

REGULAR SEASON GAME #15 – MEMPHIS 100, BOSTON 93, November 27 at TD Garden

Boston, Mass. – Despite playing without **Marc Gasol**, the Memphis Grizzlies overpowered the Boston Celtics in the paint early in what was their fifth consecutive road win after losing two-straight home games... Memphis scored its first 20 points of the game in the paint before closing the first quarter on an 11-0 run to lead 27-13 after the first frame... The Celtics would only threaten late in the fourth quarter before the Grizzlies sealed the win from the free throw line... The Grizzlies corralled 11 defensive rebounds in the first quarter and got out in transition, outscoring the Celtics 13-2 in fast break points in the first period... **Mike Conley** set the tone with 10 of his 14 points in the first quarter... He also added a game-high nine assists and finished without a turnover for the second game in a row... **Jerryd Bayless**, who had recorded his previous season-high (15 points) on Nov. 4 against Boston, threw in a season-best 22 points in 21 minutes... Bayless made 9-of-11 from the foul line, helping Memphis score a season-high 45 points off the bench... Starting for Gasol for the second-straight game, **Kosta Koufos** tied his season high with 13 rebounds and added seven points and three blocks... **Ed Davis** gave Memphis a spark with a season-high 11 points, seven rebounds and three rejections... **Jeff Green** led Boston with a game-high 26 points, while **Jared Sullinger** scored 17 of his 23 points in the fourth quarter... Memphis' five-game road winning streak represents the second-longest road winning streak in franchise history... The Grizzlies earned two consecutive season series sweeps over the Celtics for the first time ever... The Grizzlies turned the ball over just eight times.

REGULAR SEASON GAME #16 – BROOKLYN 97, MEMPHIS 88, November 30 at FedExForum

Memphis, Tenn. – With **Zach Randolph** (toe injury) and **Marc Gasol** (left MCL sprain) sidelined, the Memphis Grizzlies suffered a fourth consecutive home loss, this time at the hands of the Brooklyn Nets, to start their season-high six-game home stand... **Joe Johnson** scored 16 of his game-high 26 points in the first quarter to get the Nets off to a good start, as Brooklyn built an 11-point halftime lead (48-37) that swelled to 15 early in the third quarter... **Quincy Pondexter**, who had not played in the previous two games, sparked Memphis afterward... Pondexter made six of his first seven shots and scored 14 consecutive points during a five-minute stretch in between the third and fourth quarters to pull the Grizzlies within one (75-74) with 9:41 remaining in the game... Brooklyn, however, responded with a 16-4 run to regain control... Pondexter finished his career night with a regular-season best 22 points on 8-of-12 shooting (3-of-5 3FG) in 21 minutes... **Mike Conley** (16 points, 10 assists) and **Kosta Koufos** (10 points, 11 rebounds) each recorded double-doubles for the Grizzlies... **Andray Blatche** made a career-high three three-pointers and finished with 21 points and eight rebounds off the bench for Brooklyn... **Brook Lopez** scored 12 of his 20 points in the fourth quarter to help the Nets win their fifth game of the season... Memphis, which fell to 3-5 at home this season, played its first game without both Randolph and Gasol since Randolph joined the Grizzlies at the start of the 2009-10 season.

2013-14 GAME RECAPS

REGULAR SEASON GAME #17 – MEMPHIS 110, PHOENIX 91, December 3 at FedExForum

Memphis, Tenn. – Playing again without **Zach Randolph** and **Marc Gasol**, the Memphis Grizzlies got Randolph-and-Gasol-like performances from starters **Ed Davis** and **Kosta Koufos** and a career night off the bench from **Jon Leuer** in a win over the Phoenix Suns... The win snapped a four-game home losing streak, the Grizzlies' longest since the 2009-10 season... Davis posted season highs in points (21) and rebounds (12)... Koufos tallied a season-high 14 points and 12 boards, posting consecutive double-doubles for the first time in his career... Leuer set new career highs for points (23) and blocks (3) while tying his personal best for rebounds (9)... The trio combined for 58 points on 25-of-36 shooting (.694) and 33 of the Grizzlies' 43 rebounds... **Mike Conley** also added his third double-double in the last four games with 18 points and a season-best 14 assists to just two turnovers, improving his assist-to-turnover ratio to 43:4 over the last four games... Down by eight heading into halftime, Memphis heated up offensively in the second half... The Grizzlies shot 16-of-23 from the field (.696) in a 36-point third quarter and shot 26-of-39 in the second half (.667) to lead by as many as 21 points late in the game... Memphis held Phoenix to 37 points in the second half after the Suns scored 35 points in the second quarter... Memphis had five starters in double figures for the first time since Nov. 9, 2013 vs. Golden State and had seven players reach double digits for the first time since March 23, 2013 vs. Boston... **Marcus Morris** scored 13 of his team-high 18 points in the second quarter for the Suns.

REGULAR SEASON GAME #18 – LA CLIPPERS 101, MEMPHIS 81, December 5 at FedExForum

Memphis, Tenn. – Behind hot shooting from their reserves, the Los Angeles Clippers stormed past the Memphis Grizzlies despite **Zach Randolph**'s return from a two-game absence... The Clippers shot 22-of-39 from the field (.564) and 9-of-14 from beyond the arc (.643) in the second half alone, while holding the Grizzlies to 13-of-37 shooting from the floor (.351), including a 3-of-17 clip (.173) in the third quarter... Memphis, which suffered its sixth loss in the last eight home games, shot a season-low .377 for the game... Memphis held a two-point lead (42-40) heading into halftime, but a flagrant-1 foul whistled on **Jerryd Bayless** led to a 19-3 Clippers run in the third quarter... Los Angeles would outscore Memphis 24-11 in the third quarter and 61-39 in the second half... The Clippers' bench shot 8-of-12 from deep and outscored the Grizzlies reserve unit 50-31... Randolph returned from a toe injury to record his 10th double-double of the season (12 points, 12 rebounds) but shot 4-of-13 from the field and committed seven turnovers... **Kosta Koufos** scored 17 points to lead all scorers, becoming the seventh different Grizzlies player in the last seven games to lead the team in scoring... **Mike Conley** added 16 points, while **Quincy Pondexter** chipped in with 15 points and season highs for assists (5) and steals (3)... **Tony Allen** missed the game with a right hip contusion... **Chris Paul**, **Jamal Crawford** and **Darren Collison** all scored 15 points to lead six different Clippers in double figures... The road team extended its winning streak in the overall series to five games, as the Clippers defeated the Grizzlies in three consecutive road games for the first time since the team moved to Memphis in 2001.

REGULAR SEASON GAME #19 – GOLDEN STATE 108, MEMPHIS 82, December 7 at FedExForum

Memphis, Tenn. – **Stephen Curry** (22 points, 15 assists), **Klay Thompson** (30 points) and **David Lee** (23 points, 11 rebounds) helped Golden State end the Memphis Grizzlies' 11-game winning streak in the overall series with the Warriors... Memphis' 11-straight wins over Golden State stood tied as the longest winning streak in franchise history over a single opponent... The Warriors also snapped a nine-game losing streak at FedExForum... They earned their first win over the Grizzlies since Nov. 3, 2010 at ORACLE Arena... Golden State, which never trailed in the game, reeled off a 21-9 run to take a commanding 71-54 lead with 2:46 left in the third quarter... The Grizzlies would not get closer than 14 points the rest of the way... Memphis, which suffered its seventh loss in its last nine home games, shot a season-low .365 from the field... With **Marc Gasol** (left MCL sprain), **Tony Allen** (right hip contusion) and **Ed Davis** (left ankle sprain) all sidelined, **Quincy Pondexter** sustained a right midfoot sprain soon after the start of the game to add to the Grizzlies' injury woes... Curry tied a career high in assists and recorded two more than the entire Memphis team... **Mike Miller** led Memphis with 16 points, the eighth unique leading scorer for the Grizzlies in the last eight games... According to the Elias Sports Bureau, the Grizzlies became the first NBA team to have eight unique leading scorers in eight consecutive games with no ties/scoring lead shares since the 2002-03 Grizzlies had nine different leading scoring in nine consecutive games from Nov. 20-Dec. 6, 2002... **Kosta Koufos** recorded 10 points and a career-high tying 16 rebounds, recording his third double-double in the last four games and scoring in double figures in a career-best fourth consecutive game.

REGULAR SEASON GAME #20 – MEMPHIS 94, ORLANDO 85, December 9 at FedExForum

Memphis, Tenn. – With injuries mounting, **Zach Randolph** (19 points, 12 rebounds) and **Jon Leuer** (16 points, 12 rebounds) led a short-handed Memphis Grizzlies squad to victory against the Orlando Magic... Injuries to **Marc Gasol** (left MCL sprain), **Tony Allen** (right hip contusion), **Ed Davis** (left ankle sprain) and **Quincy Pondexter** (tarsal navicular stress fracture, right foot) did not faze the Grizzlies, who scored 19 unanswered points spanning the first and second quarters to cruise to a 51-30 lead at the break... Leuer, who posted his first career double-double and a personal best in rebounds, led the Grizzlies reserves to a 38-4 advantage over the Magic backups... Rookie guards **Jamaal Franklin** (eight points) and **Nick Calathes** (six points, eight assists) stepped in to have the best nights of their young careers... Memphis made a season-high 10 three-pointers on 17 attempts (.588), the first time the Grizzlies knocked down at least 10 from the outside since draining 11 in the teams' last meeting on March 3, 2013 at Orlando... Memphis hit more treys than its opponent for the first time this season... The Grizzlies also dominated inside, outscoring the Magic 40-24 in the paint and winning the rebounding battle, 52-35... Playing without **Nikola Vucevic** (left ankle sprain), Orlando was held to just three offensive rebounds and none in the first half... Orlando would construct a late 12-2 run to pull within four points (87-83) with 2:07 left in the game, but Randolph would score the next three points to preserve the win for the Grizzlies... Orlando was led by **Andrew Nicholson**, who posted 19 points, 11 rebounds and a career-high tying four blocks in his third start of the season... **Jameer Nelson** also scored 19 points for the Magic, while **Glen Davis** added 16 points and nine boards... Randolph led the Grizzlies in scoring, ending a streak of eight consecutive games with eight different leading scorers.

REGULAR SEASON GAME #21 – OKLAHOMA CITY 116, MEMPHIS 100, December 11 at FedExForum

Memphis, Tenn. – **Russell Westbrook** (27 points, nine assists), **Kevin Durant** (18 points, six rebounds) and the Oklahoma City Thunder took advantage of a depleted Memphis Grizzlies squad to win on the second night of a back-to-back for the first time this season, becoming the final NBA team to do so... The full-strength Thunder continued their recent dominance, winning for the 12th time in the last 13 games and pushing their averages to 111.0 points on .527 shooting in four games since the lone loss over that stretch (on Dec. 4 at Portland)... Oklahoma City scored 116 points on .563 shooting from the field, both season highs for a Grizzlies opponent, recording the highest shooting percentage by a FedExForum guest since the Houston Rockets shot .595 on Dec. 3, 2010... The Thunder also shot 9-of-18 from three-point range (.500) after entering the game with a .331 clip from downtown... After a competitive first quarter, Oklahoma City pulled away with a 20-8 run to take a 15-point lead (57-42) into halftime... The Thunder pushed the lead to 24 in the third quarter, allowing the reserves to finish the game... **Jeremy Lamb** came off the bench to score a career-high 18 points on 7-of-9 shooting, while **Reggie Jackson** added 17 in reserves... Oklahoma City's control over the game allowed its bench to pile up 52 points... **Mike Conley** had 20 points and nine assists to lead the Grizzlies, who finished a season-high six-game home stand... **Zach Randolph** and **Jon Leuer** both scored 17 points... Memphis shot .420 from the field and was outrebounded, 42-33.

2013-14 GAME RECAPS

REGULAR SEASON GAME #22 – NEW ORLEANS 104, MEMPHIS 98, December 13 at New Orleans Arena

New Orleans, La. – A promising start did not translate to victory for the Memphis Grizzlies, who saw their five-game road winning streak come to an end against the New Orleans Pelicans... The loss snapped the second-longest road winning streak in franchise history, as well as the Grizzlies' 17-game winning streak when shooting .500 or better from the field... Memphis scored 34 points and committed just one turnover in the first quarter, leading by as many as 10 points (40-30) with 9:03 left in the first half... There would be a 29-point swing to come, as New Orleans would slice the deficit to one point (55-54) at halftime and then outscore Memphis 27-11 in the third quarter... The Grizzlies shot just 4-of-20 FG (.200) in the third quarter and fall behind by as many as 19 (84-65) early in the fourth quarter... **Jon Leuer** led the Grizzlies with 19 points on 8-of-10 shooting and eight rebounds, helping Memphis record a season-high 51 points off the bench... **Mike Conley** netted 18 points, while **Zach Randolph** recorded his 13th double-double (13 points, 10 rebounds)... **Mike Miller** scored 10 points, all in the fourth quarter, to help Memphis take the deficit down to six late in the game... **Eric Gordon** led all scorers with 25 points, including 3-of-3 shooting from outside... **Jrue Holiday** (22 points, 12 assists) registered a double-double, and **Ryan Anderson** scored 18 for the Pelicans, who committed just six turnovers for the game... New Orleans moved above .500 (11-10) for the second time this season... Memphis fell to 0-6 against Southwest Division foes this season.

REGULAR SEASON GAME #23 – MINNESOTA 101, MEMPHIS 93, December 15 at FedExForum

Memphis, Tenn. – The Minnesota Timberwolves snapped an 11-game losing streak against the Memphis Grizzlies, a streak that dated back to Feb. 6, 2010... Memphis' 11-game winning streak over Minnesota was tied for the longest winning streak against a single opponent in franchise history, equaling a streak against Golden State that came to an end eight days prior... **Mike Conley** scored 28 points, willing the Grizzlies back from a large deficit before departing with a left thigh contusion with four minutes left in the game... With the Grizzlies trailing 50-31 in the second quarter, Conley scored nine of the team's final 15 points to cut the deficit to 56-46 at the half... Conley then scored eight of the first 10 to start the third quarter to pull Memphis within 60-56... He scored 15 in the third quarter alone... **Zach Randolph** piled up 20 points, 12 rebounds and five assists for his first 20-10-5 game since April 1, 2011 vs. New Orleans... **Jon Leuer** kept his hot streak going with 15 points and nine rebounds off the bench... **Kevin Love** led the Timberwolves back to a .500 record (12-12) with 30 points and nine rebounds, while **Nikola Pekovic** added 19 points, including the team's final six down the stretch... It marked just the second time this season that Love did not record a double-double... The Timberwolves also ended an eight-game losing streak at FedExForum, winning in Memphis for the first time since Jan. 6, 2009... Memphis lost a season-worst third consecutive game and dropped its ninth game at FedExForum, matching its total number of home losses from last season, when the Grizzlies set a franchise record with a 32-9 mark at home.

REGULAR SEASON GAME #24 – LA LAKERS 96, MEMPHIS 92, December 17 at FedExForum

Memphis, Tenn. – **Kobe Bryant** tied a season high with 21 points – including a late three-point dagger – in his sixth game back from last season's torn Achilles, helping the Los Angeles Lakers hold off the Memphis Grizzlies... **Pau Gasol** chipped in with 21 points and nine rebounds for the Lakers, which concluded a four-game road trip... **Zach Randolph** posted his 14th double-double with 18 points and a season-high 16 rebounds for Memphis, which lost its fourth in a row... It also marked the first loss of the season in which Randolph led the team in scoring (7-1)... Playing without **Mike Conley** (left thigh contusion), Memphis saw Los Angeles score 34 points in the first quarter, the most allowed by the Grizzlies in the opening quarter this season... The Grizzlies fought back from the early deficit to take a 69-67 lead with 11:43 left in the game, but the Lakers countered with a 17-4 run, capped by a **Nick Young** three-pointer that made it 84-73 Lakers with 7:30 remaining... Young finished with 18 points off the bench... Memphis came back with eight-straight points, but Bryant answered with a 28-foot three-pointer from the top of the arc to put Los Angeles up by six (91-85) with 2:39 left... The Lakers withstood a season-high 18 offensive rebounds for the Grizzlies and got the win despite Memphis attempting 16 more field goal attempts... **Tony Allen** tied his season highs with 16 points and seven rebounds... Already missing starters Conley and **Marc Gasol** (left MCL sprain), as well as reserve wing **Quincy Pondexter** (stress fracture, right foot), Memphis sustained two more injuries to **Tayshaun Prince**, who played just nine minutes due to a sore left knee, and **Mike Miller**, who exited in the fourth quarter after rolling his left ankle... Newly-signed forward **James Johnson** made his Grizzlies debut, scoring two points in four minutes... The Grizzlies' bench became the fourth this season to outscore the Lakers reserves, doing so by a count of 43-32... Memphis lost its 10th home game, surpassing the total number of home defeats from last season, when the Grizzlies set a franchise record with a 32-9 mark at FedExForum... The four-point loss was the Grizzlies' narrowest thus far this season.

REGULAR SEASON GAME #25 – DALLAS 105, MEMPHIS 91, December 18 at American Airlines Center

Dallas, Tex. – The Memphis Grizzlies battled through injuries again – this time down three starters – and suffered a fifth consecutive loss at the hands of the Dallas Mavericks... Despite missing **Marc Gasol** (left MCL sprain), **Mike Conley** (left thigh contusion) and **Tayshaun Prince** (left knee soreness), Memphis outscored Dallas 54-36 in the paint and attempted 63 shots inside... The Mavericks prevailed for the second time in the season series despite allowing the Grizzlies to haul in a season-high 22 offensive rebounds... **Tony Allen** corralled a career-high 10 offensive boards and tied a career best with 11 total rebounds... Combined with a season-high tying 16 points, Allen recorded his fifth career double-double... Allen also became the first guard to record double-digit offensive boards since **Bonzi Wells** had 10 for the Sacramento Kings on March 17, 2006... **Zach Randolph** and **Jon Leuer** both added 14 points, while **James Johnson** made all three of his three-point attempts en route to 11 points in his second game with the team... **Dirk Nowitzki** led all scorers with 20 for the Mavericks... Trailing 65-49 early in the second half, Memphis scored 13 of the next 14 points to cut the deficit to just four points... Dallas immediately responded with a 12-4 run to get the lead back to double digits... Memphis sustained its first five-game losing streak since dropping five-in-a-row from Nov. 10-19, 2010.

REGULAR SEASON GAME #26 – MEMPHIS 95, NEW YORK 87, December 21 at Madison Square Garden

New York, N.Y. – **Zach Randolph's** 15th double-double of the season (25 points, 15 rebounds) powered the Memphis Grizzlies over the New York Knicks, ending a season-long five-game losing streak... Backed by Randolph, the Grizzlies clobbered the Knicks on the glass, winning the rebounding battle 56-29, and outscored New York 60-28 in the paint... Memphis set season highs in total rebounds, defensive rebounds (43) and points in the paint... With **Tayshaun Prince** (left knee soreness) still sidelined, Memphis again tweaked its starting lineup, inserting **Ed Davis** and **James Johnson** into the starting unit... Davis and Johnson responded by combining for an efficient 15 points on 7-of-8 shooting to go with 12 rebounds, three assists and two steals... **Tony Allen** added a season-high 19 points and eight rebounds... Trailing by one (33-32) with 6:11 left in the second quarter, Memphis ended the first half on an 18-7 run to take a 50-40 lead into the locker room... The Grizzlies would never trail in the second half and bolstered their lead with a 15-5 run spanning the third and fourth quarters to put them up by as much as 19 late in the game... **Carmelo Anthony** scored 30 points to lead the Knicks, while **J.R. Smith** and **Tim Hardaway, Jr.** both scored 16 off the bench... With the noon tip-off, New York fell to 0-3 this season in games tipping prior to 5 p.m.

2013-14 GAME RECAPS

REGULAR SEASON GAME #27 – MEMPHIS 104, UTAH 94, December 23 at FedExForum

Memphis, Tenn. – **Zach Randolph** was at it again, scoring 22 points, hauling in 10 rebounds and dishing out a season-high seven assists in the Memphis Grizzlies' victory over the Utah Jazz... Randolph led the team in all three categories in helping the Grizzlies put together consecutive wins for the first time since winning four-in-a-row from Nov. 15-20... Memphis got a significant contribution from its bench, which tied a season high with 51 points to the Utah reserves' 18... **Jerryd Bayless** scored all of his 17 points in the second half, **Mike Miller** added 15 and **Jon Leuer** tallied 11... **James Johnson**, called up from the D-League just one week ago, was again effective in his second start... Johnson had nine points, five rebounds, two assists and a season-best four blocks... Memphis led from the start of the second quarter onward, and after a **John Lucas III** three pulled Utah within three (74-71) with 43.8 seconds left in the third quarter, Bayless hit consecutive treys to kick the Grizzlies' lead back to nine (80-71) and spark a 22-9 run that put the Grizzlies ahead 96-80 with 5:24 left in the game... **Gordon Hayward** finished just shy of a triple-double, recording 16 points, 11 rebounds, nine assists and four blocks for his sixth double-double of the season... Memphis won for the fifth time in the last six head-to-head matchups, while Utah ended its five-game road trip with a 2-3 record.

REGULAR SEASON GAME #28 – HOUSTON 100, MEMPHIS 92, December 26 at Toyota Center

Houston, Tex. – **James Harden** scored 22 of his 27 points from the free throw line to rally the Houston Rockets over the Memphis Grizzlies, ending Memphis' two-game winning streak... Harden struggled from the field, shooting 2-of-9, but shot 22-of-25 from the charity stripe, setting career highs for free throw makes and attempts and also tying **Sleepy Floyd's** franchise record for made free throws... Memphis was asked after the game if he had ever seen a performance such as Harden's... It turned out that no one had, ever, since Harden scored the most points in NBA history by a player with two or fewer made field goals... According to the Elias Sports Bureau, before Harden, only two players in NBA history had made two or fewer field goals while converting 20-or-more free throws in one game: Boston's **Nate Archibald** on Jan. 16, 1980 vs. Chicago and Phoenix's **Charles Barkley** on Dec. 20, 1995 vs. Washington... Harden also set the record for most free throws made in a game against the Grizzlies, passing **Kobe Bryant's** 21 on Jan. 14, 2002... Houston paraded to the free throw line 40 times while its 20 free throw attempts in the fourth quarter – including 11 from Harden – matched Memphis' total for the entire game... The Grizzlies were whistled for 30 personal fouls, while **Zach Randolph** was assessed a technical foul with 1:26 left in the game... Trailing 76-66 with 10:55 remaining, Houston used a 21-5 run to take an 87-81 lead on two Harden free throws with five minutes to go... **Jeremy Lin** scored 10 points during the surge and recorded 14 of his 18 points in the fourth quarter... **Terrence Jones** made his first seven shots and finished with 20 points for Houston, which improved to 7-1 on the second night of a back-to-back... **Dwight Howard** battled foul trouble of his own and was held to two points and six rebounds... Howard never returned after picking up his fifth foul with 7:52 left in the third quarter... Randolph had 23 points, 17 rebounds and five assists to pace Memphis, while **James Johnson** scored a season-high 12 points off the bench... Memphis fell to 0-8 against Southwest Division opponents this season.

REGULAR SEASON GAME #29 – MEMPHIS 120, DENVER 99, December 28 at FedExForum

Memphis, Tenn. – For the second consecutive home game, Memphis got a season-high point total from its bench, as the reserves netted 62 points to lead the Grizzlies over the Denver Nuggets... The Grizzlies had four players score in double figures off the bench, including **Ed Davis** (17 points), **Jerryd Bayless** (15), **James Johnson** (season-high 14) and **Mike Miller** (11)... **Zach Randolph** led the team with 20 points... As a whole, Memphis' 62 points off the bench came on 23-of-35 shooting (.657), which according to the Elias Sports Bureau marked the third time in franchise history that Grizzlies subs combined to score at least 60 points and shoot at least 60 percent from the field... It also happened on Jan. 17, 2007 vs. Philadelphia and April 10, 2011 vs. New Orleans... With the backups leading the way, Memphis recorded its highest point total since scoring 128 points on Jan. 21, 2012 vs. Sacramento and posted its largest margin of victory ever over Denver... It was the second-highest point total allowed by Denver this season... Johnson gave Memphis a major spark, checking in with the Grizzlies up seven (85-78) with 10:30 left in the game and leading the team on a decisive 21-5 run over the next five-and-a-half minutes... Johnson had six rebounds, three rebounds, two assists and one block during the run... Along with his season-high 14 points, he finished with seven rebounds and a team-high and season-best six assists... After Denver shot .571 from the field in the first half and led by a point (56-55) at the break, Memphis' defense slowed the Nuggets to .316 shooting (6-of-19 FG) in the third quarter... The Grizzlies won the third quarter, 30-16, and took the second half, 65-43... Memphis bested Denver on the boards, 46-25... **Ty Lawson** had 20 points and eight assists to lead the Nuggets, who suffered their sixth-straight loss, their longest losing streak since Dec. 17-27, 2004... The previous six games against Denver had been decided by single digits.

REGULAR SEASON GAME #30 – CHICAGO 95, MEMPHIS 91, December 30 at FedExForum

Memphis, Tenn. – After tying a franchise record with three consecutive games with single-digit turnovers, the Memphis Grizzlies turned the ball over a season-high 21 times against the Chicago Bulls... Chicago also had 21 miscues, including nine in the first quarter, as the Bulls fell behind by as many as eight in the first half... The Bulls' defense would cause the Grizzlies problems in the third, as Chicago opened the second half on a 20-4 run while Memphis missed 11 of its first 13 shots... The Bulls would lead by as many as 18 in the second half, and though the Grizzlies would rally back within one (72-71) with 9:01 remaining, they would not give up the lead... **Jimmy Butler** had a season-high 26 points for the Bulls, while **Carlos Boozer** would add a double-double with 21 points and 10 boards... **Mike Conley** had 26 points, six rebounds, nine assists and a season-high six steals for the Grizzlies, who had won three of the last four... **James Johnson** had his fourth career double-double and first since April 23, 2012 at Milwaukee with 13 points and a season-high 10 rebounds to go with three rebounds, two steals and three blocks... **Zach Randolph** also doubled up with 10 points and 10 rebounds... Memphis missed all five of its three-point attempts and finished without a three-pointer for the first time since Jan. 24, 2011 vs. Toronto... Chicago defeated a Western Conference team on the road for the first time this season and won at Memphis for just the second time in the last nine trips... Memphis tied a season-high with 13 steals.

REGULAR SEASON GAME #31 – MEMPHIS 99, PHOENIX 91, January 2 at U.S. Airways Center

Phoenix, Ariz. – The Memphis Grizzlies tipped off their three-games-in-four-nights road trip with a win over the red-hot Phoenix Suns, earning their second victory in the head-to-head series this season... Playing without backcourt mate **Eric Bledsoe**, **Goran Dragic** went off for a career-high 33 points, including 15 in the third quarter, to help Phoenix erase a 14-point second-half deficit... Memphis led by 13 with just under 10 minutes to play in the third quarter when the Suns exploded for 18 unanswered points to capture a five-point advantage (62-57) with 6:12 left in the period... Phoenix would lead by as many as seven before Memphis righted the ship with a 13-2 run to start the fourth quarter... Phoenix native **Jerryd Bayless** scored 11 of his 17 points in the final quarter and made all three of the Grizzlies' three-pointers in the game... Fellow reserves **Ed Davis** posted his second double-double (16 points, 11 rebounds) in as many games against the Suns this season, while **Mike Miller** added 11 to help Memphis' bench outscore Phoenix's, 54-15... **Zach Randolph** led the Grizzlies with 20 points and 15 boards to help Memphis improve to 11-2 this season when Randolph leads the team in scoring... Phoenix lost for just the fourth time since the start of December with two losses coming against Memphis... The Grizzlies remained undefeated on the road against the Pacific Division (5-0) with one road victory over each Pacific team... Phoenix head coach **Jeff Hornacek** was honored before the game as the Western Conference Coach of the Month, becoming the first person ever to win NBA Player of the Month and Coach of the Month with the same franchise.

2013-14 GAME RECAPS

REGULAR SEASON GAME #32 – DENVER 111, MEMPHIS 108, January 3 at Pepsi Center

Denver, Colo. – **Ty Lawson** posted a double-double (18 points, 12 assists) and made a three-pointer with less than a minute remaining to help the Denver Nuggets snap an eight-game losing streak against the Memphis Grizzlies... **Zach Randolph** led the Grizzlies with 25 points, including seven in the third quarter to help Memphis erase a 10-point halftime deficit... Memphis opened the second half on a 13-4 run to get back into the game... Denver would reclaim a double-digit advantage (87-77) with 9:32 left in the fourth quarter before Memphis scored seven-in-a-row, capped by a **Mike Conley** three-pointer, to get within two (98-96) with 4:05 left... Conley finished with 23 points... The teams traded three-pointers before Lawson's trey with 53.1 seconds on the clock built Denver's lead back to six... **Mike Miller's** potential game-tying three-pointer hit the back of the rim as time expired... Randolph also hauled in 13 rebounds for his 20th double-double of the season... **Kenneth Faried** and **Timofey Mozgov** each scored 16 points, and **Nate Robinson** added 15 for the Nuggets... After averaging 42.5 points over the last 10 games, Memphis' bench was outscored, 49-26... Denver shot .538 from the field and improved to 5-0 this season when shooting at least 50 percent... The Nuggets avoided their longest losing streak since dropping 14-in-a-row during the 2002-03 season... It marked Memphis' narrowest defeat of the season thus far.

REGULAR SEASON GAME #33 – MEMPHIS 112, DETROIT 84, January 5 at Palace of Auburn Hills

Detroit, Mich. – The Memphis Grizzlies dominated the second half, outscoring the Detroit Pistons by 33 points, en route to their biggest blowout win of the season... Memphis limited Detroit to just 28 points in the second half – including 11 in the third quarter – after the Pistons scored 56 before halftime... Detroit shot 12-of-39 (.308) from the field and 4-of-20 (.200) on jump shots after the break... The Grizzlies, meanwhile, capitalized with 61 points on 25-of-45 shooting (.556) in the second half to record their second victory on their three-game road trip... **Jon Leuer** matched his career high with 23 points, while **Ed Davis** recorded his third double-double of the season (17 points, 11 rebounds), as the Grizzlies reserves scored 52 points... Davis had 15 points and 10 boards in the second half alone... **Zach Randolph** (16 points, 16 rebounds, five assists) posted his 20th double-double of the season, while **Mike Conley** and **Tayshaun Prince** scored 15 apiece... Playing against the league's best offensive rebounding team, Memphis outrebounded Detroit 19-12 on the offensive glass and 59-43 overall... The Grizzlies also had a season-best 31 assists... **Andre Drummond** notched a double-double with 15 points and 14 rebounds, while **Greg Monroe** had 19 points and eight boards for the Pistons... However, the frontcourt duo combined for just eight points in the second half... Memphis earned its ninth consecutive win over Detroit and recorded its largest margin of victory ever in the head-to-head series with the Pistons.

REGULAR SEASON GAME #34 – SAN ANTONIO 110, MEMPHIS 108 (OT), January 7 at FedExForum

Memphis, Tenn. – The Memphis Grizzlies staged a miraculous comeback late in the fourth quarter but would fall just short in overtime against the San Antonio Spurs... Having trailed for the entirety of the game, Memphis found itself down by 16 points (91-75) with 5:25 left in the fourth quarter but forced San Antonio into five turnovers and made clutch baskets down the stretch to close regulation on a 23-7 run and force an extra period... **Mike Conley** nearly willed Memphis to victory by scoring 11 points during the run and another five in overtime... Conley finished with a season-high 30 points, one shy of a career high, on 12-of-23 shooting and added six rebounds, five assists and three steals... **Courtney Lee**, acquired earlier that day in a three-team trade with the Boston Celtics and Oklahoma City Thunder, converted a fast break layup to cut the deficit to six points (96-90) with 46.7 seconds on the clock, and Conley knocked down a quick three on the next possession to make it a three-point game... **James Johnson** then would swipe the ball away from **Marco Belinelli** at midcourt and launch a game-tying trey to knot the game at 96 with 13.0 seconds left in regulation... After **Boris Diaw** put San Antonio up by a basket on the next play, Conley blew by **Kawhi Leonard** and got the friendly roll at the buzzer to send the game to OT... In overtime, Conley's three-pointer gave Memphis its first lead of the night (103-102) with 2:25 remaining... Johnson would come through again with a layup to tie the game with 8.0 seconds left, but **Manu Ginobili** converted on the other end with 1.8 seconds left to get the win... Johnson finished with 15 points, four rebounds, five assists and two blocks... Lee scored 12 in his Grizzlies debut... **Zach Randolph** had 17 points and eight boards for the Grizzlies... **Tim Duncan** turned back the clock with a season-high tying 24 points, 17 rebounds and four assists for the Spurs... Ginobili had nine points, including the game-winner... **Tony Parker** chipped in with 10 points and six assists... Memphis remained winless (0-9) against the Southwest Division this season and lost its first overtime contest since a 99-95 defeat on Dec. 1, 2012 at San Antonio... The Grizzlies' six-game winning streak in overtime games was a franchise record... San Antonio improved to an NBA-best 14-3 on the road.

REGULAR SEASON GAME #35 – MEMPHIS 104, PHOENIX 99, January 10 at FedExForum

Memphis, Tenn. – **Mike Conley** put the Memphis Grizzlies on his back down the stretch, burning the Phoenix Suns for a career-high tying 31 points... Down by a basket (88-86) late in the fourth quarter, Conley orchestrated a 12-4 run in which he scored five consecutive points, assisted on a jumper and then a three-pointer and finished it off with two free throws to put Memphis ahead 98-92 with 1:18 remaining, the Grizzlies' first lead since early in the first frame... Conley's career-high tying night came on 11-of-19 shooting and 3-of-7 shooting from behind the arc combined with seven assists to zero turnovers... After netting 30 points on Jan. 7 vs. San Antonio, Conley became the first Grizzlies player since **Rudy Gay** (Nov. 2-3, 2010) to score 30-or-more in back-to-back games... Looking for its first win over Memphis in three tries this season, Phoenix stumbled in the final quarter, shooting just 9-of-27 from the field and 2-of-11 from three-point range... The Suns had made 9-of-19 from long range through the first three quarters... **Zach Randolph** posted 20 points, 13 rebounds and a season-high tying seven assists for the Grizzlies, while **Ed Davis** had his third double-double in as many games against Phoenix this season with 10 points and a career-best 17 rebounds... Davis set the Grizzlies single-game franchise record for rebounds off the bench... Memphis recorded a season-high nine blocks, including three by Davis... Memphis held Phoenix to a season-low five fast break points after the Suns entered averaging an NBA-best 19.0 points in transition... The teams combined for just 15 turnovers total... The Grizzlies recorded three wins over the Suns in a single season for the first time in team history and clinched the season series... Memphis scored 100-or-more points for the fourth consecutive game, its longest streak since reaching the century mark in five-straight games from Feb. 13-26, 2011... The Grizzlies also grabbed 14 offensive rebounds, extending their streak of double-figure offensive boards to 14 games, the longest active streak in the NBA... **Goran Dragic** led Phoenix with 21 points and eight assists... Conley's other 31-point performance came on March 7, 2009 vs. Philadelphia.

2013-14 GAME RECAPS

REGULAR SEASON GAME #36 – MEMPHIS 108, ATLANTA 101, January 12 at FedExForum

Memphis, Tenn. – Mike Conley capped the best week of his career, as the Memphis Grizzlies defeated the Atlanta Hawks to win consecutive games for the first time since Dec. 21-23... Conley had 21 points, 13 assists and four steals for his first 20-10 game of the season and once again dominated down the stretch... Atlanta scored 16 unanswered points bridging the third and fourth quarters to erase a 13-point deficit and claim a three-point lead with 10:11 left in the game... Conley, who had checked in just one possession before Atlanta took the lead, then went to work, orchestrating 23 of the Grizzlies' first 25 points of the fourth quarter either through points or assists... With Conley running the show, Memphis would go on a 9-2 run to break an 84-all tie to take back the lead for good... Conley would finish with eight points and six assists in the final frame... He became the third player this season (**Chris Paul**, **Stephen Curry**) to post at least 21 points, 13 assists and four steals in a game and the second player in Grizzlies history to do so (**Jason Williams** on March 30, 2002 vs. Golden State)... Playing his 800th career game, **Zach Randolph** contributed 18 points and 12 rebounds... **Courtney Lee**, making his first start, and **Mike Miller** both had 15 points, while **James Johnson** had seven points, four rebounds, three steals and two blocks off the bench... **Paul Millsap** had 21 points to lead Atlanta, which fell to 6-13 on the road this season... **Jeff Teague** scored 20... Memphis scored over 100 points for the fifth consecutive game, its longest such streak since a five-game stretch from Feb. 13-26, 2011... The Grizzlies had lost 11 of the previous 13 meetings with the Hawks.

REGULAR SEASON GAME #37 – MEMPHIS 90, OKLAHOMA CITY 87 January 14 at FedExForum

Memphis, Tenn. – Marc Gasol's surprising return after missing 23 games with a left MCL sprain energized the Memphis Grizzlies to a victory over the Oklahoma City Thunder, their third win in a row... Making his second start of the season, **Courtney Lee** gave the Grizzlies a season-high performance, scoring 14 of his team-high 24 points in the first quarter, as Memphis scored 11 consecutive points to take an 18-7 lead with 5:06 left in the first quarter... Lee had 10 of the Grizzlies' first 18... Lee kept going with a buzzer-beater falling out of bounds at the end of the third quarter to give Memphis a five-point lead (72-67) heading into the final frame... Gasol made big plays late, stepping in to take a charge on **Kevin Durant** and then making a familiar set-shot jumper to put the Grizzlies up six (86-80) with 2:40 left... **Zach Randolph** posted 23 points, 13 rebounds and four assists... **Mike Conley** chipped in with 19 points and seven assists... Gasol finished with 12 points and four rebounds in 24 minutes... Durant had 37 points to lead all scorers, as Oklahoma City fell to 5-5 without injured starter **Russell Westbrook**... The Grizzlies put together their second-longest winning streak thus far this season after a four-game road winning streak from Nov. 15-20... Memphis earned its first three-game home winning streak of the season and finished its four-game home stand – all against opponents with winning records – with a 3-1 mark... The Grizzlies' streak of scoring 100-or-more points ended at five... Memphis won for just the second time this season when being outshot by an opponent... Oklahoma City shot .407 from the field, while Memphis shot .400.

REGULAR SEASON GAME #38 – MEMPHIS 82, MILWAUKEE 77, January 15 at BMO Harris Bradley Center

Milwaukee, Wisc. – The Memphis Grizzlies tied a season high with a fourth consecutive victory and got back to .500 for the first time since Dec. 9 with a win over the Milwaukee Bucks... The Grizzlies, who improved to 19-19, did not have it easy against the Bucks, which entered the game with the NBA's worst record (7-30), and got a big effort from James Johnson late to pick up the victory... Johnson posted a season-high 15 points, six rebounds, five assists, two steals and a career-high tying six blocks and was all over the court in the fourth quarter... Trailing 60-58 after three quarters, Johnson came alive to score eight points during a 12-0 run to open the fourth quarter... Along with the eight points, Johnson also had four rebounds, two assists, two steals and four rejections in the final frame, as Memphis outscored Milwaukee 24-17 in the final period... Johnson became the 18th NBA player in the last 29 NBA seasons to put up such a final stat line, joining a list that included Michael Jordan, Hakeem Olajuwon, Tim Duncan, Shaquille O'Neal, David Robinson, Kevin Garnett, Charles Barkley and Tracy McGrady, among others... Mike Conley shared team-high scoring honors with 15 points to go with a season-high seven rebounds and six assists... Ed Davis made seven of his eight shots to finish with 14 points and nine boards... Brandon Knight had 27 points to lead Milwaukee, which lost a seventh consecutive game... The Bucks were undone by .378 shooting and two major shooting slumps... Milwaukee started the game on an 8-1 run but missed 15 consecutive shots as Memphis went on to build a 20-10 lead at the end of the first quarter... The Bucks trailed by as many as 14 but rallied to take a 60-58 lead going into the fourth quarter... Memphis was only able to score five points off 13 Milwaukee turnovers to that point... But Johnson scored six-straight points off three Bucks turnovers, while the Bucks were in the midst of a streak of 12-straight missed field goal attempts... Ersan Ilyasova (13 rebounds), John Henson (13) and Larry Sanders (12) all had double-figure rebounds for Milwaukee, which finished with a Grizzlies opponent-high 51 boards... Former Grizzlies guard O.J. Mayo was scoreless in six minutes of action.

REGULAR SEASON GAME #39 – MEMPHIS 91, SACRAMENTO 90, January 17 at FedExForum

Memphis, Tenn. – Mike Conley scored 25 points and came up with possession of the jump ball at the final horn, as the Memphis Grizzlies defeated the Sacramento Kings in a wild finish for their season-high fifth consecutive win... Memphis moved above .500 for the first time since owning a 7-6 record less than a week before Thanksgiving... Memphis trailed by seven (88-81) with 4:01 remaining in the game following official **Marc Davis'** technical foul call on Grizzlies head coach **Dave Joerg**... The Grizzlies responded to the tech by scoring 10 unanswered points to take a three-point lead (91-88) with just under a minute remaining... A put-back by **Rudy Gay** cut Memphis' lead to one with 39 seconds left... On the following Kings possession, the Grizzlies poked the ball away from Gay in a scramble, which was ruled a jump ball between Gay and **Tayshaun Prince** with 1.9 seconds on the clock... In the ensuing jump ball, Gasol smacked the loose ball away from **DeMarcus Cousins** into the hands of Conley, who heaved the ball the other direction as time expired... It marked Memphis' first one-point victory since March 20, 2013 vs. Oklahoma City... Memphis defeated Sacramento for the 13th time in the last 15 meetings... **Courtney Lee** scored 17 points in his fourth-straight start, while Gasol totaled 16 points and four blocks... **Zach Randolph** had 12 points, nine rebounds and four blocks after entering the game with four rejections all season... Cousins had 22 points and a season-high tying 17 boards for his 13th consecutive double-double, tying **LaSalle Thompson** for the longest streak in the Sacramento era... Gay finished with 19 in his second game back to Memphis this season... There were 17 ties and 11 lead changes, as neither team was able to build a lead larger than seven points... Memphis had a season-high 13 blocks.

2013-14 GAME RECAPS

REGULAR SEASON GAME #40 – NEW ORLEANS 95, MEMPHIS 92 January 20 at FedExForum

Memphis, Tenn. – **Zach Randolph's** first 20-20 game of the season (23 points, 20 rebounds) led Memphis, but the Grizzlies had their season-high five-game losing streak ended by the New Orleans Pelicans in the 12th Annual Martin Luther King Jr. Day Game... The Pelicans snapped an eight-game losing streak with the win, while the Grizzlies remained winless (0-10) against Southwest Division opponents... As was the theme during the five-game winning streak, Memphis rallied back from a double-digit deficit to tie the game at 76 with 8:24 left in the game... However, unlike in the Grizzlies' previous victories, New Orleans answered back with nine-straight points to go up 85-76 with 6:30 on the clock... Memphis got back within two points on three separate occasions and were down three when a missed Pelicans jumper caromed into the hands of **Eric Gordon** to allow New Orleans to hang on for the win... Randolph, who had 17 in the third quarter to help Memphis charge back, recorded his first 20-20 performance since Dec. 4, 2012 vs. Phoenix... **Courtney Lee** added 19 points in his fifth consecutive start... **Anthony Davis** posted 27 points, 10 rebounds, four steals and four blocks to become the youngest player in NBA history to record such a stat line... **Tyreke Evans** scored 11 of his 15 points off the bench in the fourth quarter... Memphis' season-high four-game home winning streak also came to an end... The win clinched the season series for New Orleans, which earned its third victory of the season over Memphis... Memphis had 18 turnovers, its highest total since Dec. 30 vs. Chicago... The Pelicans' bench outscored the Grizzlies' reserves, 38-18... Memphis fell to 5-7 all-time in the MLK Day Game... The Grizzlies honored **Bernard King**, **Dikembe Mutombo** and **JoJo White** prior to the game with the National Civil Rights Museum Sports Legacy Award, presented by FedEx.

REGULAR SEASON GAME #41 – MEMPHIS 88, HOUSTON 87, January 24 at Toyota Center

Houston, Tex. – The Memphis Grizzlies overcame a sensational second-half shooting performance from the Houston Rockets' **Chandler Parsons** to pick up their first Southwest Division win of the season... Parsons scored a career-high 34 points on 11-of-17 shooting, including 10-of-14 shooting from three-point range... Parsons, who had just four points at the half, made all 10 of his three-point bombs in the second half, an NBA record for a half and the Rockets' franchise record for a single game... Parsons made all 10 of his treys consecutively and set the Grizzlies opponent record for threes made in a game... Memphis carried a 44-35 lead into halftime after Houston shot 1-of-14 from long range in the first half... Parsons and the Rockets would then go to work, scoring the first 11 of the second half and taking a 46-44 lead... Parsons had two three-pointers in that stretch... **Courtney Lee** would score five-in-a-row as part of a 7-0 run to put Memphis ahead 60-55... Parsons would respond with three-pointers on three consecutive possessions to end the third quarter with the teams tied 64-all... Houston shot 8-of-11 from three-point range in the third, including 6-of-6 shooting by Parsons... The Grizzlies led by four when Houston scored five-straight, including Parsons' ninth three-pointer of the night, to take an 83-82 lead with 4:23 remaining in the game... A 6-1 run gave Memphis an 88-84 lead before – seven seconds later – Parsons knocked down his 10th triple with 1:51 left in the game... With a chance to go ahead, Parsons finally missed a 28-footer, ending his run of 10 consecutive three-pointers and starting a run of five-straight Houston misfires to end the game... Down one, **Patrick Beverly** missed a heavily-contested three at the buzzer as the Grizzlies escaped with the win... Memphis entered the game as the only NBA team without a divisional win this season, losing its first 10... Lee scored 19 points to lead the Grizzlies... **Zach Randolph** had 12 of his 15 points in the second half... **Mike Conley** added 14 points... **James Johnson** had two blocks off the bench, extending his streak with multiple rejections to eight games, the longest active streak in the NBA... **James Harden** set a career high with 13 assists but struggled to the tune of 2-of-11 shooting and 10 points... **Dwight Howard** had 11 points and 12 rebounds... The game was the first of a home-and-home back-to-back set with Houston, the first time Memphis has played the same opponent on back-to-back nights since Nov. 17-18 against Dallas... Memphis became the first team this season to hold Houston under 35 points in the paint, winning the battle down low, 48-30.

REGULAR SEASON GAME #42 – MEMPHIS 99, HOUSTON 81, January 25 at FedExForum

Memphis, Tenn. – The Memphis Grizzlies defeated the Houston Rockets for the second time in as many days, this time decisively, to sweep the home-and-home back-to-back... **Mike Conley** scored a game-high 17 points to lead six Grizzlies in double figures... **Zach Randolph** had 15 points and 17 rebounds for his 189th double-double in a Grizzlies uniform, tying the franchise record originally set by **Pau Gasol**... Randolph played in his 300th game with the Grizzlies, while Gasol made 476 appearances during his seven seasons in Memphis... Unlike the previous night's game, which was decided by one point, Memphis controlled the game early, leading by 11 at halftime... The Grizzlies would win the third and fourth quarters as well, leading by as many as 27 points late in the game... The Grizzlies held the Rockets to just 35 points in the first half, marking the third time this season Memphis has limited Houston to fewer than 40 points in the first half whereas no other team to date has done it even once... Memphis also enjoyed a 56-32 advantage in the paint, holding Houston under 35 paint points for the second consecutive night after the Rockets had scored over 35 inside in each game before the back-to-back... **Nick Calathes** set career highs with 11 points and three steals, while **James Johnson** had 12 points and a game-high eight assists off the bench... **Kosta Koufos** added 14 points, seven boards and three blocks on 7-of-8 shooting... **Courtney Lee** chipped in with 15, as Memphis improved to 6-1 with Lee in the starting lineup... Houston, which was held more than 24 points below its seasonal scoring average, was led by **James Harden's** 16 points... **Dwight Howard** (10 points, 12 rebounds) double-doubled... After scoring a career-high 34 points and making a franchise-record 10 three-pointers the night before, **Chandler Parsons** had 11 points on 5-of-16 shooting (1-of-6 3FG)... It was Memphis' first single-digit decision – win or lose – since Jan. 5 at Detroit.

REGULAR SEASON GAME #43 – MEMPHIS 98, PORTLAND 81, January 28 at Moda Center

Portland, Ore. – The Memphis Grizzlies held the NBA's highest scoring team 28 points below its average and tipped off its three-game road trip with its first wire-to-wire victory of the season against the Portland Trail Blazers... Portland entered the game scoring 109.0 points on .455 shooting but was held to a season-low 81 points on just .345 shooting from the field... Memphis scored the first 10 points of the game and never let up in ending Portland's five-game home winning streak... While the Trail Blazers struggled to find their outside shot, the Grizzlies' offense hummed to the tune of 61 points in the first half, a season high, on .591 shooting... The Grizzlies kept rolling in the third quarter, outscoring the Trail Blazers, 20-12, and leading by as many as 24 points... Memphis shot .518 for the game... Portland scored only two fast-break points... **Zach Randolph** led Memphis with 23 points and 10 rebounds for his 190th double-double with the Grizzlies, surpassing **Pau Gasol** for the franchise record in the category... **Mike Conley** added 19 points and seven assists in his 479th game with the Grizzlies, tying **Rudy Gay's** franchise record... **Marc Gasol** recorded 15 points, eight boards, four assists and three steals... **Mike Miller** knocked down all three of his three-point attempts and finished with 11... **LaMarcus Aldridge** had 27 points and 16 rebounds to lead the Trail Blazers, who became the third team this season to have a five-game home winning streak ended by the Grizzlies... Memphis' bench outscored Portland's reserves, 25-6... Memphis recorded its eighth win in the last nine games and its fourth-straight road victory.

2013-14 GAME RECAPS

REGULAR SEASON GAME #44 – MEMPHIS 99, SACRAMENTO 89, January 29 at Sleep Train Arena

Sacramento, Calif. – **Mike Conley** delivered an All-Star level performance in leading the Memphis Grizzlies to their ninth win in the last 10 games, this time against the Sacramento Kings... Conley had 27 points and 10 assists for his fifth double-double of the season – and his second career game with at least 25 points and 10 assists... Conley had 20 points in the second half alone, guiding the Grizzlies to a fourth consecutive road win... Conley dropped in a three-pointer and then assisted a **Tayshaun Prince** dunk to give Memphis an insurmountable 10-point lead (97-87) with 1:32 left in the game... He later stole the ball with just under a minute left and sank two free throws to account for the game's final points... He finished 9-of-9 from the free throw line... Prince would make big plays as Sacramento inched closer to Memphis late in the fourth quarter, making a 20-foot jump shot and then stealing the ball from **Rudy Gay** and midcourt and coasting in for a layup to give Memphis a seven-point lead (92-85) with 2:27 left and set the stage for Conley's big finish... **Zach Randolph** had 18 points, seven boards and a season-high four steals... **Marc Gasol** had 12 points, five rebounds, five assists and two blocks... **Mike Miller** scored 11 off the bench before departing late in the game with a sprained right thumb... **Isaiah Thomas** led Sacramento with 24 points... **Rudy Gay** scored 23 points but committed three of his five turnovers in the fourth quarter... No other Kings player scored in double figures... Conley set the Grizzlies franchise record for games played (480), surpassing the old mark held by Gay... Memphis earned its seventh consecutive victory over Sacramento and swept the season series (3-0) for the second-straight season.

REGULAR SEASON GAME #45 – MEMPHIS 94, MINNESOTA 90, January 31 at Target Center

Minneapolis, Minn. – **Zach Randolph** answered the call following **Mike Conley's** ankle injury, scoring nine points in the final six minutes to help the Memphis Grizzlies defeat the Minnesota Timberwolves for their 10th win in the last 11 games... Conley, who recorded the highest-scoring and highest three-point shooting month of his career in January, sprained his right ankle after stepping on **J.J. Barea's** foot following Barea's twisting layup with 6:37 remaining in the game... Barea's basket tied the contest at 79... Randolph responded to the loss of Conley by scoring nine points down the stretch to help Memphis outscore Minnesota, 15-11, to end the game... After a **Dante Cunningham** jumper put Minnesota ahead by one (85-84) with 3:23 remaining, Randolph made consecutive baskets before **Tayshaun Prince** connected on a corner three to cap a 7-0 run that gave Memphis a 91-85 advantage with under a minute left... Randolph finished with 26 points and 12 rebounds to help the Grizzlies win their sixth-straight road game... **Courtney Lee** scored 16 points, while Conley had 12 points and eight assists before being helped off the floor... **Kevin Love** posted 28 points and 16 rebounds to lead the Timberwolves... **Kevin Martin** tallied 14 points, while Barea and Cunningham each scored 12... Memphis swept its three-game road trip to Portland, Sacramento and Minnesota and finished the month of January with a 12-3 record, tying the franchise record for January victories and finishing one shy of the franchise record for wins in any month... The Grizzlies improved to 8-1 since **Marc Gasol** returned from a left MCL sprain... Memphis earned its 12th win in the last 13 meetings with Minnesota... The Grizzlies' six-game road winning streak is the second-longest in franchise history behind a seven-game road winning streak from Feb. 17-March 10, 2010... Minnesota fell to 1-12 in games decided by four points or less this season.

REGULAR SEASON GAME #46 – MEMPHIS 99, MILWAUKEE 90, February 1 at FedExForum

Memphis, Tenn. – Rookie **Nick Calathes**, filling in for the injured **Mike Conley**, put up a career-high 22 points to help the Memphis Grizzlies to a season-high sixth consecutive victory over the Milwaukee Bucks... **Zach Randolph** had 23 points and 10 rebounds, while **Marc Gasol** scored 19 points for the Grizzlies, who picked up their 11th win in the last 12 games and owned the league's longest active winning streak... Playing their first game without Conley, who prior to the game was announced out at least a week with a Grade 2 right ankle sprain, the Grizzlies found themselves down 13 in the first half but came to life at the end of the third quarter with a 10-0 run to pull within one point (62-61) after Randolph's turnaround bank shot with 1:18 left in the third... Randolph would make back-to-back layups to open the fourth, followed by a **James Johnson** bucket at the rim and a Calathes three-pointer to give Memphis a five-point advantage with 9:32 left in the game... It was part of a 16-4 rally to open the fourth quarter, giving the Grizzlies their first double-digit lead of the night... Calathes shot 8-of-12 from the field and 4-of-5 from three-point range, helping Memphis shoot a season-high .600 from three-point range... Calathes entered the game shooting 5-of-15 from behind the arc... Calathes became just the fourth Grizzlies player ever to score 20-or-more points in his first career NBA start, joining **Pau Gasol** (27), **Rodney Buford** (21) and **Eddie Gill** (20)... His previous career high was 11 on Jan. 25, 2014 vs. Houston... **Brandon Knight** led Milwaukee with 23 points, six rebounds and seven assists... He scored 18 in the second half... **Ersan Ilyasova** had 14 points and 13 rebounds for the Bucks, which lost their sixth in a row... Memphis earned consecutive season series sweeps over Milwaukee for the first time in franchise history.

REGULAR SEASON GAME #47 – OKLAHOMA CITY 86, MEMPHIS 77, February 3 at Chesapeake Energy Arena

Oklahoma City, Okla. – Oklahoma City got big nights from **Kevin Durant** (31 points, 8 rebounds and 8 assists) and **Serge Ibaka** (21 points, 12 rebounds) to snap Memphis' season-high six game winning streak as well as its six-game road winning streak, which was the second longest in franchise history... Memphis lost for just the second time in its last 13 games as Oklahoma City held the Grizzlies to a season-low 77 points on .395 shooting overall and .125 shooting on three-pointers... After Memphis took a one-point lead halfway through the second quarter, Oklahoma City closed the half on a 20-4 run to take a 15-point halftime lead, which made the difference in the game as Memphis outscored the Thunder by six in the second half... Memphis had four players reach double figures, with **Zach Randolph** and **Marc Gasol** each scoring 13 points... Randolph hauled in 13 rebounds to record his 30th double-double of the season... Rookie **Nick Calathes** scored eight points and snatched a career-high four steals in his second career start... In those two starts, Calathes has yet to commit a turnover... **Reggie Jackson** tallied 12 points as he continues to start in place of injured Thunder guard **Russell Westbrook**... Oklahoma City outrebounded Memphis 44-35 despite each team scoring 46 points each in the paint.

REGULAR SEASON GAME #48 – DALLAS 110, MEMPHIS 96, February 5 at FedExForum

Memphis, Tenn. – **Dirk Nowitzki** scored 26 points to lead the Dallas Mavericks to a victory in the best offensive performance by a Memphis Grizzlies opponent in nearly a month... Dallas shot .538 from the field, including a 10-of-14 clip from Nowitzki, as the Mavericks recorded the highest point total against the Grizzlies since San Antonio scored 110 in overtime on Jan. 7... Memphis had held 10 of its previous 11 opponents to 90 points or fewer, including the last seven-in-a-row, which was the second-longest streak in franchise history... Memphis kept pace in the first half, scoring 55 points on .606 shooting to take a three-point halftime lead... But Dallas' defense limited Memphis to .316 shooting in the third quarter while the Mavericks continued scoring at the rim... Dallas outscored Memphis 56-32 in the paint, tying a Grizzlies opponent's season high for point points... The Mavericks outscored Memphis 58-41 in the second half... **Zach Randolph** had 25 points and nine rebounds to lead the Grizzlies... **Courtney Lee** had 22 points on 10-of-15 shooting, while **James Johnson** had a season-high 17 points and four blocks in reserve... Johnson rejected his league-leading 15th three-point attempt in the game... **Nick Calathes** added 16 points, five rebounds, five assists and three steals in his third start... **Samuel Dalembert** double-doubled with 14 points and 10 boards, while **Brandan Wright** gave Dallas a boost off the bench with 17 points on 6-of-8 shooting... Dallas improved to 3-0 against Memphis this season, posting its first season series victory since the 2009-10 season, before the two teams meet in Memphis' season finale on April 16 at FedExForum.

2013-14 GAME RECAPS

REGULAR SEASON GAME #49 – MEMPHIS 79, ATLANTA 76, February 8 at Philips Arena

Atlanta, Ga. – Despite becoming the first team in NBA history to attempt one or fewer free throws in a game, the Memphis Grizzlies defeated the Atlanta Hawks on the road to end a two-game losing streak... Despite allowing a season-low 79 points, Atlanta scored only 25 points in the second and third quarters combined, netting 14 points in the second and just 11 in the third... The Hawks were outscored 24-11 in the third and made just 4-of-13 from the field... On top of the shooting funk, Atlanta committed 10 of its 21 turnovers in the third quarter... Despite the malaise, the Hawks led 52-50 after a **Kyle Korver** three-pointer with 4:05 left in the period... Grizzlies head coach **Dave Joerger** called a timeout, and Memphis closed the frame with an 11-2 run, including consecutive threes off the bench by **Mike Miller**, to give the Grizzlies their biggest lead of the game to that point (61-54) entering the fourth... **Zach Randolph** scored 10 points on 5-of-5 shooting in the first quarter and finished with 20... Randolph also snagged two offensive rebounds to surpass **Pau Gasol** as the Grizzlies franchise's all-time leader in the category... **Courtney Lee** posted 14 points and made the Grizzlies' lone free throw with 8:33 remaining in the game following an illegal defense call on Atlanta... The previous NBA record for fewest free throws attempted in a game, dating back to the institution of the shot clock in 1954-55, was two by Cleveland on Nov. 26, 1994 vs. Golden State and by New Orleans on Nov. 17, 2004 vs. Phoenix... According to the Elias Sports Bureau, it was the lowest number of free throw attempts by any NBA team, regular season or playoffs, shot clock or no shot clock... The Grizzlies had 90 shot attempts, including 52 in the paint... Memphis outscored Atlanta, 50-34, in the paint... Both teams were whistled for a combined 22 fouls, including 12 for Memphis and 10 for Atlanta, which shot 8-of-15 from the charity stripe... Memphis overcame a 14-point first-half deficit to record its largest comeback win of the season... The Grizzlies also compiled a season-high 14 steals... **Paul Millsap** had 20 points, 11 rebounds, six assists, five steals and five turnovers for the Hawks, which lost a third consecutive game... **DeMarre Carroll** scored nine of his 13 points in the first quarter and was the only other Hawks player in double figures.

REGULAR SEASON GAME #50 – CLEVELAND 91, MEMPHIS 83 (OT), February 9 at Quicken Loans Arena

Cleveland, Ohio – The Memphis Grizzlies were forced to settle for a split on their two-game, back-to-back road trip, as the Cleveland Cavaliers won their NBA-high fifth overtime game of the season... Much like the previous night against Atlanta, Memphis found itself down by 14 in the first half but engineered a comeback in the second half... **James Johnson** scored 13 consecutive points in the fourth quarter to give Memphis a four-point lead (78-74) with 2:10 left in regulation... All-Star point guard **Kyrie Irving** responded with two-straight baskets to shift momentum and send the game into overtime... Cleveland then scored the first five points in overtime and would outscore Memphis 13-5 in the extra period... Irving led all scorers with 28 points, while **Dion Waiters** put up 18 points, seven rebounds and six assists to help Cleveland string together back-to-back wins since Jan. 7-10... **C.J. Miles** scored 14 points off the bench to help the Cleveland reserves outscore the Memphis backups, 44-27... **Nick Calathes** led the Grizzlies in scoring for the first time in his career with 17 points on 7-of-9 shooting and added a career-high tying five rebounds and six assists... Johnson finished with 15 points... **Zach Randolph** finished with 14 points and started the second half after getting three stitches under his left eye during halftime... Randolph was hit with an inadvertent elbow by **Tristan Thompson** late in the second quarter... The No. 1 overall pick in the 2013 NBA Draft **Anthony Bennett** recorded two points, two rebounds and two fouls in six minutes... The Grizzlies went 14-of-16 from the free throw line one night after setting an NBA-record low with one free throw attempt in a victory over Atlanta... The Grizzlies fell to 3-14 all-time on the road against the Cavaliers.

REGULAR SEASON GAME #51 – MEMPHIS 92, WASHINGTON 89, February 11 at FedExForum

Memphis, Tenn. – **Bradley Beal** (career-high 37 points) shot the lights out on Beale Street, but the Memphis Grizzlies stifled his backcourt mate John Wall (five points) and picked up the win over the Washington Wizards... Beal set his new career high on 15-of-24 shooting and 5-of-7 three-point shooting and nearly brought the Wizards back from a 16-point second-half deficit... The Grizzlies led 64-48 in the third quarter and carried a nine-point advantage into the start of the fourth quarter before the Wizards went on a 12-3 run to take an 82-80 lead with 5:46 remaining in the game... **Nick Calathes**, making his sixth consecutive start, answered with a floating jumper and then a three-point play to spark a 7-0 response by Memphis... Washington would not regain the lead... Calathes recorded 18 points, a career-high seven rebounds, six assists and two steals, sharing team-high scoring honors with **Marc Gasol**... Calathes became the fourth rookie this season to record 18 points, seven rebounds and six assists in a game, joining **Trey Burke**, **Victor Oladipo** and **Michael Carter-Williams**... He also led the team in scoring in a second-straight game after not having done it in his previous 38 career games... **Zach Randolph** (13 points, 10 rebounds) recorded his 31st double-double, while **James Johnson** rejected his league-leading 16th three-point attempt... Beal made 14 of his first 19 shots, including all five of his three-point attempts, but ran out of steam late in the game, making just one of his final five shot attempts... After lighting up Memphis for 47 points in the teams' last meeting, **John Wall** struggled badly, finishing with five points on 2-of-10 shooting, three rebounds, five assists and four turnovers... Washington was held to a season-low five offensive rebounds by Memphis, which entered as the NBA's top team in allowing offensive boards... The Grizzlies recorded 11 steals... It marked Memphis' ninth consecutive home win over Washington, whose last win at FedExForum came in the arena's opening game on Nov. 3, 2004.

REGULAR SEASON GAME #52 – MEMPHIS 86, ORLANDO 81, February 12 at Amway Center

Orlando, Fla. – **Zach Randolph** and **Courtney Lee** helped the Memphis Grizzlies pull away from the Orlando Magic and enter the All-Star Break with a 29-23 record... Entering this season, Memphis has never missed the playoffs when winning 29-or-more games before the All-Star Break... Randolph and Lee combined to score the Grizzlies' final 10 points after Orlando held a one-point lead (77-76) with 4:00 left in the game... Randolph sank a 19-foot jumper to put Memphis ahead for good, 80-79, with 1:39 remaining, and his basket in traffic with 20.5 seconds on the clock gave the Grizzlies a decisive five-point edge... Randolph led the team with 20 points... Lee, who made all four of his free throw attempts in the final minute, finished with 17... **Tayshaun Prince** scored 14 points, while **Nick Calathes** added 12 points, five rebounds, six assists and a career-high tying four steals in his seventh-straight start filling in for **Mike Conley**... **Tobias Harris** and **Nikola Vucevic** both scored 13 to lead Orlando, which lost its sixth consecutive matchup with Memphis... **Marc Gasol** sustained another injury to his left knee in the third quarter and was replaced by **Kosta Koufos**, who scored three baskets in the fourth quarter.

2013-14 GAME RECAPS

REGULAR SEASON GAME #53 – MEMPHIS 98, NEW YORK 93, February 18 at FedExForum

Memphis, Tenn. – **Mike Conley** scored 10 of his 22 points in the fourth quarter, and the Memphis Grizzlies turned back the New York Knicks in their first game following the All-Star Break... Memphis seemed to have the game in hand, leading by as many as 18 points just before halftime, but New York won the third quarter, 27-16, and made the first basket of the fourth quarter to tie the game at 66... With the game knotted at 76, the Knicks used a 8-1 run to storm ahead by seven points (84-77) with 5:39 left in the game... The Grizzlies eventually would recover down the stretch, getting consecutive clutch baskets by **Zach Randolph** and Conley to set up a three-pointer by **Mike Miller** to put Memphis ahead for good, 94-93, with 45.9 seconds remaining... Memphis outscored New York, 13-3, in the final 2:39 of the game and scored 32 points in the fourth quarter... Miller's three with under a minute left was his fifth of the night, the most made by any Grizzlies player this season... Miller finished with a season-high 19 points on 7-of-11 shooting (5-of-7 3FG) off the bench... Randolph had 13 points, while **Nick Calathes** added 11 points and a team-high five assists in reserve... Conley led the team in scoring in his return following a seven-game absence due to a sprained right ankle... Memphis limited New York to .222 shooting from three-point range (6-of-27 3FG), the Knicks' fourth-lowest three-point percentage of the season... **Carmelo Anthony** had 22 points and 11 rebounds in 42 minutes, while rookie **Tim Hardaway Jr.** led all scorers with 23 points off the bench... Memphis swept the season series with New York and earned its 20th win in the last 28 games starting with the first the Grizzlies' win over the Knicks in the teams' first matchup of the season on Dec. 21 at Madison Square Garden.

REGULAR SEASON GAME #54 – MEMPHIS 102, LA CLIPPERS 96, February 21 at FedExForum

Memphis, Tenn. – With defensive ace **Tony Allen** back on the court, the Memphis Grizzlies cranked up their defense late to take down the Los Angeles Clippers... Allen, who had missed 21 games with a sprained left wrist, checked into the game with 2.1 seconds remaining in the first quarter to a standing ovation, and his return helped spark Memphis to limit Los Angeles to .325 shooting (13-of-40 FG) in the second half... Memphis held Los Angeles to just .388 shooting from the field (31-of-80 FG) and .292 shooting from three-point range (7-of-24 3FG) to earn its fourth consecutive win and 16th victory in the last 20 games... Allen made all four of his field goal attempts and in his 20 minutes recorded nine points, including an off-balance three, six rebounds, two steals and a crucial block on **Jamal Crawford**'s three-pointer with 7.9 seconds left in the game... It also was a special night for reserve forward **James Johnson**, whose play this season was honored by the team with a "GRIZZLIES" temporary neck tattoo fan promotion... Johnson put on a show in the second quarter, scoring 13 of his 15 points on an array of dunks, the most spectacular coming off a two-handed stuff that came after losing his dribble, pivoting up-and-under around a defender and throwing the ball off the backboard to himself before jamming on "Lob City"... The Grizzlies' bench would outscore the Clippers' reserves, 43-7, and shoot .545 from the field (18-of-33 FG)... **Zach Randolph** (22 points, 11 rebounds) and **Marc Gasol** (17 points, 10 rebounds) posted their 32nd and third double-doubles of the season, respectively... With Allen back in the fold, the five Grizzlies who started on opening night played in the same game for the first time since Nov. 22... Memphis opened the fourth quarter on an 11-4 run to take a 12-point lead (84-72) with 9:23 left in the game, which allowed the Grizzlies to keep the Clippers at arm's length for the rest of the game... **Blake Griffin** had 28 points and 13 rebounds, extending his streak of 25+ point games to 10... **Chris Paul** (18 points, 14 assists) also had a double-double for the Clippers... Memphis overcame the fifth-largest free throw attempt disparity in the NBA this season; Los Angeles shot 43 free throws compared to Memphis' 15... Memphis was whistled for double the fouls as Los Angeles (30-15)... The Grizzlies and Clippers each had 12 turnovers, but Memphis outscored Los Angeles in point off turnovers, 22-9... It marked the 23rd matchup between the Grizzlies and Clippers spanning the last three seasons, including playoffs, the most frequent matchup between any two NBA teams... Memphis won the regular season series, 2-1, for the first time since 2008-09.

REGULAR SEASON GAME #55 – CHARLOTTE 92, MEMPHIS 89, February 22 at Time Warner Cable Arena

Charlotte, NC. – The Memphis Grizzlies took **Al Jefferson** out of the equation but could not end the Charlotte Bobcats' post-All-Star Game undefeated streak... Charlotte improved to 4-0 since the break despite Memphis holding Jefferson to a season-low tying six points on 2-of-13 shooting and nine rebounds... The Bobcats center had scored 29+ points in eight of his last 11 games and 20+ points in 17 of the last 19... **Kemba Walker** scored 31 points and made all four of his free throw attempts in the final 25 seconds to help the Bobcats hang on down the stretch... Charlotte used an 18-3 run in the fourth quarter to go up by 13 points (82-69) with 7:19 left in the game... Memphis later countered with 10 unanswered points to close in and briefly took the lead with a **Mike Conley** jumper that made the score 87-86 with 50.7 seconds on the clock... **Josh McRoberts** and Walker made a pair of free throws, and Walker would make another two at the line following a Grizzlies layup to put Charlotte back up three... Conley, who led the Grizzlies with 16 points, twice missed deep three-point opportunities with a chance to tie, but the second danced off the rim as time expired... Charlotte recorded its longest winning streak since March 2011, while Memphis' four-game winning streak came to an end... Despite .366 shooting from the field, Charlotte won by outscoring Memphis, 22-10, on second chance points... **Zach Randolph** (12 points, 11 rebounds) recorded his 33rd double-double... Jefferson was held to single digits for just the fourth time this season.

REGULAR SEASON GAME #56 – MEMPHIS 108, LA LAKERS 103, February 26 at FedExForum

Memphis, Tenn. – The Memphis Grizzlies held off the Los Angeles Lakers to tie a season high with their fourth consecutive home win... Memphis got into a rhythm early, setting first half season highs for points (65), field goals made (28) and assists (19) in taking a commanding 19-point halftime lead... The Grizzlies shot .571 through the first two quarters and recorded 15 assists on their first 18 made shots... The 19 assists in the first half were a season high for either half... Memphis led by as many as 22 points before Los Angeles stormed back into the game with 10 threes in the second half... The Lakers made 7-of-11 from long range in the fourth quarter alone to pull within three points (106-103) with 14.9 seconds on the clock, but **Courtney Lee** iced the game with two free throws, while the Lakers misfired on their final attempt from downtown... Lee led the Grizzlies with 18 points, while **Marc Gasol** (14 points, 12 rebounds, five assists) notched his fourth double-double of the season... **Tony Allen** (17 points) and **James Johnson** (14 points) led a reserve effort that contributed 49 points... Memphis' bench outscored the Los Angeles' reserves, 49-35, after the Lakers entered the game with the NBA's second-highest scoring bench... **Jodie Meeks** led all scorers with 19 points, while **Wesley Johnson** added 18 points and four blocks... **Pau Gasol** (17 points, 10 rebounds) had a double-double... The Grizzlies' four-game home winning streak matched their season-high run from Jan. 10-17, and the team improved to 10-2 at FedExForum since Jan. 10, the third-best record in the league over that span... Memphis outscored Los Angeles 56-34 in the paint and 22-7 on second chance points.

2013-14 GAME RECAPS

REGULAR SEASON GAME #57 – OKLAHOMA CITY 113, MEMPHIS 107, February 28 at Chesapeake Energy Arena

Oklahoma City, Okla. – Kevin Durant scored 30 of his 37 points after halftime and scored six points in the final 90 seconds to help the Oklahoma City Thunder hold off a furious Memphis Grizzlies comeback and snap a season-worst three-game losing streak... Durant made 10 of 15 shot attempts and all eight of his free throws in the second half and tied a highest number of points in a game by an opposing player against the Grizzlies this season, a mark he first set himself on Jan. 14... The Thunder led by as many as 19 in the second half and 16 in the fourth quarter but nearly saw that lead evaporate thanks to a flurry of outside shots by **Mike Miller**... Miller tied a season high with 19 points, all coming in the fourth quarter after not attempting a shot in the first three periods... Miller shot 7-of-9 from the field and 4-of-5 from three-point range in the final quarter, as the Grizzlies pulled as close as three points after a **James Johnson** trey made the score 105-102 with 2:29 left in the game... Durant was whistled for technical on the play but returned after a timeout to make consecutive baskets while Memphis missed its next three shots... Memphis shot .512 from the field and lost for just the fourth time since the start of last season (24-4) when shooting better than 50 percent... The Grizzlies shot .650 from the field in the second half and .714 in the fourth quarter in mounting their comeback... **Marc Gasol** scored 17 points while **Zach Randolph** had 13 points and 10 rebounds for his 34th double-double... **Russell Westbrook** posted 21 points and six assists, while **Serge Ibaka** added 16 points and nine boards... Memphis lost to Oklahoma City for just the fifth time in the last 13 meetings... The Thunder won for the first time since Feb. 13, having lost all of its previous three home games.

REGULAR SEASON GAME #58 – MEMPHIS 110, CLEVELAND 96, March 1 at FedExForum

Memphis, Tenn. – After allowing 65 points on .614 shooting in the first half, the Memphis Grizzlies cranked up the defense, giving up just 31 points on .343 shooting to the Cleveland Cavaliers in the final two quarters in winning their season-high fifth consecutive home game... After falling behind by as many as 15 points and trailing by 11 at halftime, Memphis turned the game around in the third quarter, outscoring Cleveland 33-15... The Grizzlies scored 17 unanswered points in the third to erase the deficit... Cleveland was able to get back within one point (95-94) with 4:03 left in the game, but Memphis countered with a 9-0 run to put the game out of reach... **Zach Randolph** took over in the second half, scoring 17 points on 8-of-10 shooting en route to 23 points and 14 rebounds, his 35th double-double of the season... **Marc Gasol** and **Mike Conley** both scored 22 points, while **Courtney Lee** made a career-high tying five three-pointers and finished with 19 points... **Tony Allen** scored 16 points off the bench... **Kyrie Irving**, coming off his first career triple-double the night before against Utah, led Cleveland with 28 points... Memphis' fifth consecutive home win marked the team's longest home winning streak since winning a franchise-record 13-in-a-row at home last season (Feb. 8-April 9, 2013).

REGULAR SEASON GAME #59 – MEMPHIS 110, WASHINGTON 104, March 3 at Verizon Center

Washington, D.C. – **Tayshaun Prince** scored a season-high 21 points to help the Memphis Grizzlies down the Washington Wizards, snapping the Wizards' six-game winning streak... Prince shot 8-of-11 from the field to post his highest scoring total since coming to Memphis last season... **Mike Conley** added 20 points, setting a new career high for 20+ point games in a single season (18), as the Grizzlies took control of the game late in the third quarter and then withstood a 40-point fourth quarter by the Wizards to hang on for the win... The two teams were tied at 62 with 3:40 left in the third when the Grizzlies ended the frame on a 17-2 run that gave them a 79-64 advantage heading into the fourth quarter... Memphis made 13 of its 19 shots in the third quarter (.684)... The Grizzlies extended the lead to as many as 19 points in the fourth quarter before the Wizards caught fire late in the game and cut the deficit to two points (106-104) with 8.9 seconds on the clock... Conley sank two free throws to build the lead back to four, and then **Marc Gasol** added two more freebies after a desperation three-point attempt by the Wizards... **Zach Randolph** (16 points, 10 rebounds) posted his 36th double-double of the season... **John Wall**, who was held to a season-low five points in the first meeting on Feb. 11, scored 23 points to lead all scorers but had just 10 points on 4-of-11 shooting through the first three periods... **Bradley Beal** scored 21 points as all five Wizards starters reached double figures... Memphis swept the season series with Washington for the first time since the 2009-10 season... The Grizzlies, who shot .544 from the field, scored 110 points in back-to-back, non-overtime games for the first time since March 27-30, 2011.

REGULAR SEASON GAME #60 – BROOKLYN 103, MEMPHIS 94, March 5 at Barclays Center

New York, N.Y. – The Brooklyn Nets jumped on the Memphis Grizzlies early to win their fourth consecutive game and climb over .500 for the first time this season... Brooklyn scored the game's first eight points and led 21-2 after the first seven minutes... Memphis was able to recover enough to cut the deficit to four in the second quarter and trail by just 10 at halftime (54-44), but Brooklyn scored the first seven points of the third quarter to rebuild a 17-point lead... The Nets won the third quarter 33-16 and led by as many as 30 late in the period... **Zach Randolph** (flu-like symptoms) was a late scratch, and in his absence, **Marc Gasol** (18 points) was the only Memphis starter to reach double figures... The four other Grizzlies starters combined for just six points on 2-of-17 shooting... Five Memphis reserves reached double figures – led by 19 points from **Jon Leuer** – to help the Grizzlies total a season-high 70 points off the bench... The swarming defense and three-point shooting the Nets have used as a calling card in its resurgence burned the Grizzlies... The Nets recorded 14 steals and forced Memphis into a season-worst tying 21 turnovers, including eight in the third quarter alone... Brooklyn also shot 15-of-26 from three-point range while the Grizzlies made six of their 15 attempts from long range... Brooklyn scored 27 more points from behind the three-point arc than Memphis... **Joe Johnson** (21 points) led Brooklyn in scoring, while **Marcus Thornton** (20 points) got hot off the bench, scoring 15 consecutive points for the Nets in the second quarter... The Nets won their sixth-straight home game and swept the season series with the Grizzlies for the first time since the 2010-11 season.

REGULAR SEASON GAME #61 – MEMPHIS 85, CHICAGO 77, March 7 at United Center

Chicago, Ill. – In a clash of similar styles between two of the best defensive teams in the league, it was the defense of the Memphis Grizzlies that won out in the end against the Chicago Bulls... Chicago held a seven-point lead (61-54) late in the third quarter before Memphis scored the final nine points of the period as part of a 15-2 run that gave the Grizzlies a 69-63 advantage... The Grizzlies never trailed in the final period and put the clamps down on the Bulls, who scored just one field goal over the last 5:54 of the game... **Marc Gasol** (18 points, 10 rebounds) and **Zach Randolph** (10 points, 11 rebounds) each posted double-doubles for Memphis... Gasol's offensive putback with 21.9 seconds remaining punctuated the victory... After Memphis recorded a season-low 12 points in the first half, the Grizzlies' bench gave the team a lift... One of NBA's best reserve units in terms of field goal percentage throughout the season, Memphis' second unit shot 15-of-24 from the field for the game, led by **Mike Miller** (5-of-7 FG, 4-of-5 3FG) and **Kosta Koufos** (6-of-8 FG)... Miller and Koufos recorded 14 and 12 points, respectively, helping Memphis' bench edge Chicago's 39-32... Koufos had four offensive rebounds for the Grizzlies, who posted 10 offensive boards in the second half after snagging just one before halftime and held Chicago – one of the NBA's best on the offensive glass – to just six offensive rebounds... **Taj Gibson** led Chicago with 18 points off the bench, while **Joakim Noah** tallied 15 points, eight rebounds, six assists and six turnovers... Memphis won for the eighth time in the last 11 games, while Chicago lost for just the third time in its last 13.

2013-14 GAME RECAPS

REGULAR SEASON GAME #62 – MEMPHIS 111, CHARLOTTE 89, March 8 at FedExForum

Memphis, Tenn. – The Memphis Grizzlies cruised past the Charlotte Bobcats their sixth consecutive home game and improved to a season-high 10 games over .500... Playing its fifth game in seven nights, Charlotte jumped out to an early 15-8 lead midway through the first quarter, but Memphis scored 15 of the next 17 points and never looked back... Leading by eight (52-44) at halftime, the Grizzlies held the Bobcats to just .352 shooting in the third quarter and won the period, 27-17... The Grizzlies led by as many as 26 in the fourth quarter... **Mike Conley** scored 20 points and made a career-high tying five three-pointers to lead the Grizzlies... **Kosta Koufos** (12 points, 10 rebounds) notched his fourth double-double of the season and first off the bench... Memphis scored 111 points against a Charlotte defense that entered the game giving up the fifth-fewest points per game in the league (97.2)... After scoring just six points in the first meeting on Feb. 22, **Al Jefferson** had 17 points to lead the Bobcats, ending a streak of four-straight games scoring 25+ points... Former Memphis Tiger **Chris Douglas-Roberts** scored 15... Charlotte lost by 22 points after losing its last two trips to Memphis by a combined 52 points.

REGULAR SEASON GAME #63 – MEMPHIS 109, PORTLAND 99, March 11 at FedExForum

Memphis, Tenn. – The Memphis Grizzlies' post All-Star offense continued clicking against the Portland Trail Blazers, as the Grizzlies won their seventh consecutive home game and dropped the Trail Blazers for the fifth consecutive meeting, extending their franchise-record winning streak in the all-time series... Memphis shot over 50 percent in all four quarters and finished with a season-best .560 mark from the field (and .500 from three-point range)... It marked the second-highest field goal percentage against the Trail Blazers this season... Meanwhile, Portland – which entered the game second in the league in scoring at 107.7 points per game – failed to score even 100 against Memphis for the second time this season... The Grizzlies held the Trail Blazers to 81 points in the first meeting on Jan. 28 at Portland... Leading by seven (54-47) at halftime, Memphis leaned on **Courtney Lee** in the second half... Lee, who did not score before halftime, scored 13 points in the third to help the Grizzlies build a double-digit lead by the fourth quarter... Lee finished with 16... **Marc Gasol** led a balanced Grizzlies scoring effort with 19 points, nine boards and seven assists... **Zach Randolph** (18 points, 12 rebounds) had his 38th double-double... **Mike Conley** scored 17... **Mike Miller** continued his hot streak with 14 points off the bench... **Nick Calathes** set a career high with nine assists to go with seven points... Portland's All-Star duo of **Damian Lillard** (32 points on 8-of-21 shooting) and **LaMarcus Aldridge** (19 points on 8-of-23 shooting) combined for 51 points but did so on a combined 16-of-44 shooting from the field... The win moved Memphis to a season-high 11 games over .500... The Grizzlies' bench shot over .500 for the 11th consecutive game, the longest such streak in franchise history and longest by any NBA since the Philadelphia 76ers in November 2005.

REGULAR SEASON GAME #64 – MEMPHIS 90, NEW ORLEANS 88, March 12 at Smoothie King Center

New Orleans, La. – **Mike Conley's** floating layup over the outstretched arms of the New Orleans Pelicans' **Anthony Davis** with 1.5 seconds left in the game was the difference, as the Memphis Grizzlies erased an eight-point fourth-quarter deficit to earn their fourth consecutive victory... It marked the Grizzlies' ninth win in 12 games since the All-Star Break to help Memphis maintain playoff positioning in the Western Conference... New Orleans, which had led the entire second half, led 88-86 with 1:22 remaining when Conley forced a steal that led to a **Tony Allen** layup to tie the game at 88 with 1:16 left in the game... The Pelicans missed all of their final three shot attempts – all three-pointers – including a heave from **Anthony Morrow** with 15 seconds remaining that set up Conley's final shot... It was the second career game-winner with under two seconds remaining in the fourth quarter or overtime for Conley (April 1, 2013 vs. San Antonio) and first on the road... Conley led the Grizzlies with 16 points and scored all of them aside from the game-winner in the third quarter... **Marc Gasol** had 15 points and nine rebounds, while **Nick Calathes** dished out seven assists off the bench... **Anthony Davis** had a monster effort with 29 points, 10 rebounds and four blocks for the Pelicans, who were playing without **Tyreke Evans** and **Eric Gordon** due to illness, in addition to injuries to **Ryan Anderson**, **Jrue Holiday** and **Jason Smith**... Davis made all of his 11 free throw attempts to help the Pelicans shot a perfect 22-of-22 from the foul line... That marked the second-most free throws made without a miss ever against the Grizzlies... Memphis' win snapped a four-game losing streak against New Orleans, which stood as the Pelicans' longest active winning streak against any opponent and the Grizzlies' longest active losing streak against any opponent... The Grizzlies picked up their third win of the season against the Southwest Division and improved to 8-4 in one-possession games and 9-5 on the second night of a back-to-back... Memphis' bench shot over 50 percent as a unit for the 12th consecutive game, the longest such streak by any NBA bench since the 1985-86 Boston Celtics reserves, led by **Bill Walton**, had a streak of 15 consecutive games from Feb. 13-March 8, 1986.

REGULAR SEASON GAME #65 – TORONTO 99, MEMPHIS 86, March 14 at Air Canada Centre

Toronto, Ontario, Canada – In a game that was back-and-forth throughout, it was the Toronto Raptors who finally took control late in the fourth quarter, handing the Memphis Grizzlies just their second loss in the month of March... Former Grizzlies guards **Kyle Lowry** (22 points, seven rebounds, 12 assists) and **Greivis Vasquez** (17 points, five rebounds, six assists) combined for 39 points, 12 rebounds and 18 assists for Toronto... It was Lowry's 16th double-double of the season... **Jonas Valanciunas** scored a season-high 23 points on 11-of-15 shooting and grabbed nine rebounds for the Raptors, who outscored the Grizzlies 28-19 in the final frame and shot 10-of-18 from the field after the third quarter... With the game tied at 80 with 6:09 left in the game, Toronto scored 12 points unanswered to build the first double-digit lead of the game for either team... **Zach Randolph** had 16 points to lead Memphis, while **Nick Calathes** added 11 points and a career-high eight rebounds off the bench... **Mike Conley** scored 10... Memphis snapped its four-game winning streak, as well as a four-game winning streak at the Air Canada Centre, and fell to 6-2 in March... Toronto swept the season series for the first time since the 2007-08 season.

REGULAR SEASON GAME #66 – MEMPHIS 103, PHILADELPHIA 79, March 11 at Wells Fargo Center

Philadelphia, Pa. – **Mike Conley** took control in the third quarter, as the Memphis Grizzlies handed the Philadelphia 76ers their team-record tying 20th consecutive defeat... Memphis built on a 45-36 halftime lead, outscoring Philadelphia 29-21 in the third quarter to take a 17-point lead into the fourth... Conley scored 15 of his team-high 19 points in the third, leading a balanced scoring effort... **Zach Randolph** recorded 14 points and **Marc Gasol** added 11 while all 13 members of the Grizzlies registered at least two points... Memphis' bench tallied 48 points and shot better than .500 (.559) for the 14th consecutive game... Philadelphia, which scored a season-low 79 points, was led offensively by **Michael Carter-Williams** (23 points, eight rebounds, two assists) and **Thaddeus Young** (20 points, seven rebounds, six steals)... Memphis earned its fourth consecutive win in Philadelphia... The Grizzlies won their fifth in the last six games and improved to 26-10 since the start of January... Memphis climbed to 24-1 on the season when holding its opponent to 90 or fewer points... Philadelphia's 20th consecutive loss tied the team record set during the 1972-73 season... All of the 76ers' 20 losses during the streak have come by five-plus points.

2013-14 GAME RECAPS

REGULAR SEASON GAME #67 – MEMPHIS 96, UTAH 86, March 19 at FedExForum

Memphis, Tenn. – **Zach Randolph** (21 points, 11 rebounds) and **Marc Gasol** (20 points, 10 rebounds) each posted 20-10 to help the Memphis Grizzlies put away the Utah Jazz for their eighth consecutive home win... Randolph and Gasol became the first Grizzlies duo to each record at least 20 points and 10 rebounds in the same game since the pair did it on Feb. 27, 2013 vs. Dallas... **Mike Conley** added 18 points and seven assists for the Grizzlies, who improved to 8-2 in the month of March... After leading the entire game and by as many as 18 points in the first half, Memphis weathered several runs by Utah that got the Jazz back in the game... Utah made 10 of its first 12 shots in the fourth quarter to tie the score at 84 with 5:39 left to play, but Memphis scored three consecutive baskets following a timeout and closed the game on a 12-2 run to pick up the victory... Utah recorded 54 points on .545 shooting in the second half after scoring just 32 points on .325 shooting before halftime... **Gordon Hayward**, **Trey Burke** and **Alec Burks** all scored 16 points to lead the Jazz... Burke registered 13 in the first quarter alone but made just one of his eight shots – a three-pointer – after that... **Enes Kanter** had a double-double with 12 points and 12 boards... Memphis held Utah under 100 points for the 14th consecutive head-to-head matchup and improved to 9-5 against the Jazz over that stretch.

REGULAR SEASON GAME #68 – MIAMI 91, MEMPHIS 86, March 21 at American Airlines Arena

Miami, Fla. – The Memphis Grizzlies held the Miami Heat's Big Three of **LeBron James** (15 points), **Dwyane Wade** (14 points) and **Chris Bosh** (11 points) to just 40 combined points, but the Heat staged a late rally to pick up the win... Memphis led by seven (84-77) with 4:08 left in the game, but Miami was aided by 11 consecutive points and closed the game on a 14-2 run... Miami made all of its three shots in the final minute and a half, including a close shot by Wade and a step-back jumper by James to put the Heat ahead by four... After a quick layup by **Mike Conley** that cut the lead to two points, Memphis lost track of **Ray Allen** on an inbounds play... Allen's dunk put Miami up by four with 14.1 seconds remaining... **Zach Randolph** led Memphis with 25 points and 14 rebounds, helping the Grizzlies build as much as a 12-point lead in the third quarter... **Marc Gasol** had 14 points before departing in the third quarter with a left ankle sprain... Conley and **Courtney Lee** each scored 12... Grizzlies forward **Mike Miller** received his 2013 NBA Championship ring before the game, which he won last season as a member of the Heat... It marked the fifth Heat game in the last six that was decided by five points or fewer.

REGULAR SEASON GAME #69 – MEMPHIS 82, INDIANA 71, March 22 at FedExForum

Memphis, Tenn. – The Memphis Grizzlies continued playing elite-level defense and cooled off the Eastern Conference-leading Indiana Pacers for a ninth consecutive home win in front of a sold-out crowd at FedExForum... Memphis held Indiana to a season-low 71 points on just 27-of-74 shooting (.365), which also tied the Pacers' season low for field goals made... The Grizzlies dominated on the boards (47-35) and in the paint (46-24)... **Mike Conley** set the tone early by scoring nine of his game-high 21 points in the first quarter... **Mike Miller** made two treys of his four second-quarter three-pointers during an 11-2 run that put Memphis ahead 33-23 with 6:42 left in the second quarter... Miller would score all of his 13 points in the second frame to put Memphis ahead by 13 at halftime (43-30)... Memphis held a 29-16 rebounding edge and a 14-0 advantage on fast break points at intermission... **Zach Randolph** posted 18 points and 13 rebounds for his 41st double-double of the season... Listed as a game-time decision one night after spraining his left ankle in Miami, **Marc Gasol** recorded 10 points and nine boards while playing more minutes (39) than any other player... **Lance Stephenson** scored 15 points to lead Indiana, which had won five of its last six entering the game... **David West** (10 points) was the only other Pacer to score in double figures... **Paul George** struggled his way to eight points on 2-of-10 shooting, and **Roy Hibbert** had just four points and zero rebounds with five fouls in 21 minutes... Hibbert had never been held without a rebound in a game in which he played that many minutes... Indiana lost for just the second time this season (26-2) when holding an opponent below 90 points... Memphis improved to 11-5 on the second night of a back-to-back and finished the season a perfect 5-0 on the second night of an away-home back-to-back.

REGULAR SEASON GAME #70 – MEMPHIS 109, MINNESOTA 92, March 24 at FedExForum

Memphis, Tenn. – The Memphis Grizzlies ran their season-high home winning streak to 10 games with a decisive, wire-to-wire victory over the Minnesota Timberwolves... Memphis improved to a season-high 14 games above .500 (42-28) and ensured itself of a winning record for a franchise-record fourth consecutive season... The two teams combined to miss the first nine shots of the game, but Memphis eventually found its groove, building a 15-point lead by the end of the first quarter (30-15) and holding Minnesota to 5-of-24 shooting (.208) in the opening period... Memphis scored at will inside, scoring a season-high 66 points in the paint and outscoring Minnesota 40-20 down low in the first half... The Timberwolves were able to score the final nine points of the third quarter to cut the deficit to nine points (81-68) entering the fourth quarter, but Memphis scored 12 unanswered to start the final frame, including consecutive threes by **Mike Conley** and **Mike Miller**, to kick the lead back up to 25 (93-68) with 7:24 left in the game... Conley led all players with 23 points and six assists, while **Zach Randolph** added 17 points... **Marc Gasol** had his seventh double-double with 14 points and 12 rebounds... **Ed Davis** (12 points) and Miller (11) each reached double figures off the bench... **Kevin Love** had 16 points on 6-of-18 shooting to lead Minnesota, while **Gorgui Dieng** recorded 11 points and 17 rebounds, tying the most by any player against the Grizzlies this season... The Grizzlies outrebounded the Timberwolves, 54-42... Memphis remained perfect at home since Christmas (8-0) when playing an opponent that had played the night before.

REGULAR SEASON GAME #71 – MEMPHIS 91, UTAH 87, March 26 at EnergySolutions Arena

Salt Lake City, Utah – The Memphis Grizzlies showed why they are among the elite fourth-quarter teams in the league since the All-Star Break, completing the largest come from-behind victory of the season and sweeping the season series with the Utah Jazz in the first game of a crucial five-game road trip... Memphis outscored 29-16 in the fourth quarter, battling back from a 16-point deficit midway through the third, in earning its first season series sweep over Utah since winning all three matchups in the 2004-05 season, nine years ago... The Grizzlies trailed by seven (84-77) with 4:22 remaining in the game before going on a 12-0 run to wrestle the lead away... **Mike Miller** tied the game at 84 with a corner three, while **Zach Randolph** and **Marc Gasol** capped the run with a pair of buckets that gave Memphis a five-point advantage with 59.8 seconds left... Randolph iced the game with a pair of free throws with 11.6 seconds on the clock and finished with 22 points and 13 rebounds for his 400th career double-double... Randolph became the eighth active NBA player to reach 400 career double-doubles in and did so in fewer games than all but three active players (**Tim Duncan**, **Dwight Howard**, **Kevin Garnett**)... **Mike Conley** scored 19 points in what marked his 500th career game, all with Memphis... Miller scored all nine of his points in the fourth quarter... Gasol tallied 18 points and seven boards, as the Grizzlies' bigs met the challenge presented by Utah's frontcourt of **Derrick Favors** and **Enes Kanter**... Favors posted 22 points and 10 rebounds, while Kanter notched 11 points and 15 boards... **Trey Burke** posted his sixth double-double with 11 points and 10 assists.

2013-14 GAME RECAPS

REGULAR SEASON GAME #72 – GOLDEN STATE 100, MEMPHIS 93, March 28 at ORACLE Arena

Oakland, Calif. – The Golden State Warriors came from behind in the closing minutes and stalled the Memphis Grizzlies' push up the playoff standings... **Stephen Curry** scored 33 points, including a tie-breaking three-pointer with 1:21 remaining, as Golden State scored the final 14 points of the game... Memphis led by seven points with four minutes left before Curry scored five, including the go-ahead trey, during the climactic run... Memphis missed its final seven shots after shooting .554 from the field in the first 44 minutes... It marked just the fourth time in 18 games this season where Memphis shot at least .500 from the field in defeat (.506)... Instead of climbing to the sixth seed in the Western Conference standings with a victory, Memphis fell to a half-game behind Phoenix for eighth... With **David Lee** sidelined with a strained right hamstring and **Andrew Bogut** lost to a pelvic contusion four minutes into the game, the Warriors' reserves big men of **Marreese Speights**, **Draymond Green** and **Jermaine O'Neal** filled with a combined 37 points and 23 rebounds... **Klay Thompson** added 14 points for the Warriors... **Zach Randolph** led Memphis with 21 points, while **Mike Conley** chipped in with 20 points, including 10 in the fourth quarter... Golden State's bench outscored Memphis' reserves, 33-17, while the Warriors outrebounded the Grizzlies by 10, 43-33... Memphis lost its first game in the state of California this season (5-1) after entering the game with the NBA's best road record in the state... Golden State reached 45 wins for the third consecutive season, the franchise's first time to do so since doing it three-straight times from 1974-77.

REGULAR SEASON GAME #73 – PORTLAND 105, MEMPHIS 98, March 30 at Moda Center

Portland, Ore. – The Memphis Grizzlies lost consecutive games for the first time since early-February and fell to 1-2 in the first three games of their five-game road trip with a loss to the Portland Trail Blazers... After holding Portland to 90.0 points per game on .376 shooting in the first two meetings this season, both wins, the Trail Blazers reeled off the most points against the Grizzlies in the month of March and shot .520 from the field... Portland shot .589 through the first three quarters and led by as many as 21 points in the fourth quarter... After Memphis trailed by two at the end of the first frame, Portland opened the second quarter with a 16-4 run to go in front, 41-29... Memphis got no closer than five points the rest of the way... The Trail Blazers carried a 12-point lead into halftime (57-45) and then made their first five baskets to start the second half to extend their lead... **LaMarcus Aldridge** scored 28 points to lead five Trail Blazers in double figures... Trail Blazers reserves **Mo Williams** and **Thomas Robinson** shot a perfect 9-of-9 in the first half and finished with a combined 25 points on 11-of-13 shooting... Portland's bench scored 30 points for the game... **Zach Randolph** scored 21 points, while **Marc Gasol** added 20 points for the Grizzlies, who lost two-in-a-row for the first time since Feb. 3-5... Portland won its third consecutive game and improved to two games ahead of Golden State for the fifth seed in the Western Conference.

REGULAR SEASON GAME #74 – MEMPHIS 94, DENVER 92, March 31 at Pepsi Center

Denver, Colo. – The Memphis Grizzlies survived the thin air on the second night of a back-to-back to pick up a nail-biting road win over the Denver Nuggets and force a three-way tie for the seventh seed in the Western Conference playoff chase... Memphis, Dallas and Phoenix all stood at 44-30 for the season following the game... Denver jumped out to a 7-1 lead early in the game but was outscored 36-14 as Memphis built a 16-point advantage (37-21) with 8:08 remaining in the first half... The Grizzlies would never give up the lead but were up by just three (93-90) with 7.4 seconds left in the game when the Nuggets' 7-1 center **Timofey Mozgov**, who had made his first career three-pointer on March 26, attempted to tie the game with another long-range shot... Mozgov's shot missed, but he tracked down his own miss and dunked with 1.9 seconds left... Denver fouled **Courtney Lee**, who made his first free throw with 0.7 seconds on the clock before intentionally missing the second to give Memphis the win... The Grizzlies snapped their two-game losing streak, which had been their longest since losing two-in-a-row from Feb. 3-5, and earned their fifth victory in 36 tries in Denver... **Zach Randolph** had 20 points and 11 rebounds for his 43rd double-double and 24th 20-10 performance of the season... **Mike Conley** made a clutch three-pointer with 35.6 seconds left in the game that put Memphis up by five... He and Lee both finished with 19 points... Mozgov tied his career high with 23 points and also hauled in 10 rebounds... **Kenneth Faried** added 17 points and eight boards for the Nuggets... Memphis clinched a winning road record for the second consecutive season after not having any in its first 17 years of existence... Denver, coming off a franchise-record 10 consecutive playoff appearances, clinched its first losing season since 2002-03.

REGULAR SEASON GAME #75 – MINNESOTA 102, MEMPHIS 88, April 2 at Target Center

Minneapolis, Minn. – Despite the Memphis Grizzlies winning the previous nine games against teams entering with losing records, it was the Minnesota Timberwolves that came away with the victory to conclude Memphis' season-high five-game road trip... **Kevin Love** recorded his third career triple-double with 24 points, 16 rebounds and 10 assists, shooting 9-of-15 from the field and 8-of-11 in the final three quarters... After Love shook off a slow start, Minnesota followed suit, shooting 25-of-41 (.610) over the second and third quarters to build an 18-point lead (77-59) with one minute left in the third frame... The Timberwolves' lead would swell to 20 in the fourth quarter... Minnesota shot .531 for the game and recorded 31 assists, the most by any Grizzlies opponent this season... Memphis was outrebounded, 46-38, and outscored in the paint, 50-44... The Timberwolves also outmatched the Grizzlies in fast break points, 20-9... **Kevin Martin** scored 21 points, while **Ricky Rubio** chipped in with 14 points and seven assists... **Marc Gasol** (18 points) and **Courtney Lee** (14 points) led the Grizzlies, but **Mike Conley** (seven points) and **Zach Randolph** (four points) each were held to single digits... The loss ended Memphis' six-game road winning streak against Minnesota, which was tied as the team's longest active road winning streak over any single opponent, and deadlocked the Grizzlies in the standings with Dallas and Phoenix... Memphis finished its five-game road trip with a 2-3 record... It marked the team's longest road trip since a five-game trek from Nov. 25-Dec. 2, 2009.

REGULAR SEASON GAME #76 – MEMPHIS 100, DENVER 92, April 4 at FedExForum

Memphis, Tenn. – Returning from a season-high five-game road trip, in which the team went 2-3, the Memphis Grizzlies kept rolling at home, defeating the Denver Nuggets to earn their 11th consecutive game at FedExForum... The Grizzlies' 11th consecutive home victory tied the second-longest home winning streak in franchise history and is two shy of the franchise record within a single season... **Marc Gasol** led all scorers with a season-high 24 points, while **Mike Conley** recorded 21 points and **Zach Randolph** added 20 points... Randolph also had 15 rebounds, four assists and three blocks, the first time in his 13-year, 839-game NBA career in which he hit reached all four of those statistical markers in the same game... Memphis had three players score 20-plus points for the third time this season (it was the same trio the first two instances)... Denver began building momentum when Memphis called timeout up six (78-72) in the fourth quarter... The Grizzlies came out of the timeout with a 12-4 run to take a 90-76 lead with 4:43 remaining in the game... Memphis did not shoot well from the field (.386) but held Denver to an even worse percentage (.363)... **Tayshaun Prince** got off to a hot start, scoring 12 points on 6-of-8 shooting and netting 10 points in the first quarter, but exited with 1:37 left in the first half with a sprained left ankle... Denver's **Ty Lawson** also went down with a sprained left ankle with three minutes left in the game... **Randy Foye** led Denver with 21 points and nine rebounds, while **Kenneth Faried** tallied a double-double with 17 points and 12 boards... The Grizzlies held the high-scoring Nuggets under 100 points for the second time in five days and won the season series (3-1) for the third time in franchise history (2011-12, 1997-98)... Memphis set a season high with 34 made free throws and tied a season best with 38 attempts... Denver lost its fifth consecutive road game.

2013-14 GAME RECAPS

REGULAR SEASON GAME #77 – SAN ANTONIO 112, MEMPHIS 92, April 6 at AT&T Center

San Antonio, Tex. – The Memphis Grizzlies remained unable to solve the San Antonio Spurs and were swept in the season series... San Antonio limited Memphis to 10 points in the first quarter, the Grizzlies' second-lowest scoring quarter of the season behind a seven-point second quarter in the season opener on Oct. 30 against the Spurs... San Antonio led by 16 after the first frame and finished the second quarter on a 12-2 run to take a 16-point halftime advantage at halftime... After shooting a combined .525 in the first three games of the series this season, San Antonio had another efficient night against Memphis, shooting .558 from the field, outscoring the Grizzlies 27-15 from the three-point line and shooting 17-of-18 from the charity stripe... The Spurs dominated largely without **Tony Parker**, who scored 10 points on 4-of-4 shooting in the first quarter before departing with back spasms... **Kawhi Leonard** matched his career high with 26 points on 12-of-13 shooting... **Manu Ginobili** also tallied 26 points on 8-of-11 shooting off the bench... **James Johnson** led the Grizzlies with a season-high 20 points in reserve, while **Mike Conley** scored 18 and was the only other Grizzlies player in double figures... **Tony Allen** drew the start at small forward in the absence of **Tayshaun Prince** (sprained left ankle) but posted just four points on 2-of-7 shooting... San Antonio reached 60 wins for the fifth season in franchise history.

REGULAR SEASON GAME #78 – MEMPHIS 107, MIAMI 102, April 9 at FedExForum

Memphis, Tenn. – In a game the Memphis Grizzlies desperately needed to remain in the Western Conference playoff chase, it was their own “Big Three” that carried the team over the defending NBA Champion Miami Heat... Memphis extended its season-high home winning streak to 12 games – the second-longest home winning streak in franchise history – thanks to the performances of **Mike Conley** (26 points, six assists), **Zach Randolph** (25 points, 11 rebounds) and **Marc Gasol** (20 points, 14 rebounds)... Randolph was in playoff mode from the opening tip, making his first nine shot attempts – including a dunk and a three-pointer – and scoring 17 points on 8-of-8 shooting in the first quarter alone... Randolph tied the franchise record for field goals made in a single quarter, last recorded by **Mike Bibby** in Vancouver, and set a career high for points in a first quarter, according to ESPN Stats & Info... Randolph shot 12-of-15 from the field overall... Conley scored 18 points after halftime and 11 in the fourth quarter, including consecutive three-pointers that gave the Grizzlies a 10-point lead (103-93) with 3:34 left in the game... Gasol had 10 points and 10 rebounds after halftime in recording his eighth double-double of the season... Memphis trailed for most of the game before **Marc Gasol's** bucket pulled the Grizzlies within three (80-77) with 1.7 seconds left in the third quarter... Memphis forced a Miami turnover on the ensuing inbounds play, and **Courtney Lee** tied the game at 80 with an off-balance three-pointer that beat the third-quarter buzzer... The sequence kicked off an 18-4 run that put Memphis out in front for good... Lee finished with 18 points on 7-of-11 shooting... The Grizzlies won their third consecutive home meeting with the Heat and their fifth of the last six head-to-heads at FedExForum... Miami started the game by making nine of its first 10 three-point attempts and finished the game with 15 makes on 25 attempts from long range (.600)... Miami's three-point shooting gave the Heat a four-point halftime lead (58-54) despite Memphis shooting a season-high .622 in the first half... **LeBron James**, who entered the game with the highest career scoring average by any player at FedExForum, scored 37 points on 14-of-23 shooting, tying the highest scoring total by any opponent against the Grizzlies this season... **Rashard Lewis** added 17 points off the bench... The Grizzlies shot .551 from the field while the Heat shot .521... Memphis bullied the smaller Miami, outscoring the Heat 60-30 in the paint and outrebounding them 41-27... Memphis won its ninth consecutive game when playing at FedExForum against an opponent playing on zero days rest... Memphis improved to 4-1 on ESPN and recorded its third sell-out of the season.

REGULAR SEASON GAME #79 – MEMPHIS 117, PHILADELPHIA 95, April 11 at FedExForum

Memphis, Tenn. – The Memphis Grizzlies extended their season-high home winning streak to 13 games, tying the franchise record within a single season, against the Philadelphia 76ers... Memphis shot .543 in its fourth wire-to-wire win of the season and came out strong in the first quarter for the second-straight game... The Grizzlies made 13-of-20 shot attempts in the opening frame (.643), paced by 11 points on 5-of-6 shooting by **Marc Gasol**... Memphis took a 10-point lead (57-47) into halftime and pulled away with a 24-7 spanning the final seven minutes of the third quarter, capped by Gasol's second three-pointer of the season with 3.5 seconds left in the period... The trey gave the Grizzlies a 23-point advantage (87-64) heading into the fourth... Gasol finished with 21 points and 10 rebounds, his second consecutive 20-10 game and his first consecutive double-doubles of the season... **Zach Randolph** (10 points, 11 rebounds) posted his 46th double-double of the season... The Grizzlies' bench got some extended playing time, and double-digit nights from **Mike Miller** (season-high tying 19 points), **Tony Allen** (15) and **Nick Calathes** (12) led to 65 points by the reserves... Every active Grizzlies player scored... Memphis native **Thaddeus Young** and former Grizzlies guard **Tony Wroten** led Philadelphia with 18 points apiece... Former Memphis Tiger **Elliot Williams** added 13 points for the 76ers, who lost their third straight... The win tied the franchise record home winning streak originally set last season from Feb. 8-April 9, 2013... Memphis scored 60 points in the paint... San Antonio held off Phoenix, 112-104, soon after the end of the game, tying Memphis and Phoenix for the eighth seed in the Western Conference... The Grizzlies own the tiebreaker with the Suns by virtue of having clinched the season series before the two teams meet head-to-head in Phoenix on April 14.

REGULAR SEASON GAME #80 – MEMPHIS 102, LA LAKERS 90, April 13 at STAPLES Center

Los Angeles, Calif. – The Memphis Grizzlies moved one step closer to their fourth consecutive berth in the NBA Playoffs by decreasing their magic number to just one game with a win over the Los Angeles Lakers... Playing in their home finale, the Lakers tried playing the role of spoiler against the Grizzlies, leading by as many as nine points in the first half and keeping within five points after **Nick Young** buried a three-pointer to make the score 74-69 with 4:34 left in the third quarter... From there, Memphis took care of business, reeling off 17 unanswered points over the next 9:16 of game time to take a commanding 22-point advantage (91-69) midway through the fourth quarter... The Lakers' 9:16 scoreless drought fell eight seconds shy of tying the longest ever by a Grizzlies opponent (9:24 by Dallas on Feb. 27, 2013)... Memphis outscored Los Angeles 34-17 in the third quarter... **Mike Conley** scored 24 points on 9-of-12 shooting, while **Marc Gasol** posted his third consecutive double-double with 18 points and 15 rebounds... **Mike Miller** scored 13 points and shot 3-of-4 from three-point range for the second straight game... **Jodie Meeks** had 20 points to lead Los Angeles, while **Wesley Johnson** had one of his best games of the season with 15 points and 15 rebounds... Memphis dominated the rebounding battle, 52-32, including a 16-5 edge on the offensive glass... Los Angeles scored 31 fast break points, the most by a Memphis opponent this season... The Grizzlies climbed to a season-high 16 games above .500.

2013-14 GAME RECAPS

REGULAR SEASON GAME #81 – MEMPHIS 97, PHOENIX 91, April 14 at U.S. Airways Center

Phoenix, Ariz. – The Memphis Grizzlies clinched the final playoff berth in the NBA Playoffs and guaranteed their franchise-record fourth consecutive postseason appearance after winning a back-and-forth thriller against the ninth-place Phoenix Suns... Memphis got season-high performances from **Zach Randolph** (32 points on 15-of-25 FG, nine rebounds) and **Mike Miller** (21 points on 8-of-11 FG, 5-of-6 3FG)... Randolph posted 30+ points for the first time since dumping 38 points on Phoenix on Dec. 4, 2012, while Miller recorded his first 20+ point game since April 17, 2013 vs. Orlando... Phoenix led 89-88 with 2:04 left in the fourth quarter when **Mike Conley** knocked down a 20-foot jumper to give Memphis a 90-89 edge with 1:48 left in the game... The Suns reclaimed the lead with a tip-in with 1:27 on the clock, but Conley buried his only three of the game the next trip down the court to put the Grizzlies ahead for good, 93-91, with 1:08 remaining... That marked the 22nd and final lead change of the game – all of which came in the second half – and the 15th of the fourth quarter... Conley scored seven consecutive points for the Grizzlies in the fourth quarter, capped by that stretch, and finished with 14 points... Conley's go-ahead three-pointer was the first of his career with less than two minutes left in the fourth quarter or overtime with Memphis trailing before the shot... **Marc Gasol** chipped in with 18 points and eight boards... **Markieff Morris** scored 21 points off the bench to lead five Suns in double figures... Memphis completed its first-ever four-game season series sweep of Phoenix after having never defeated the Suns even three times in the same season prior... Grizzlies head coach **Dave Joerg** clinched the best record among any of the 10 first-year NBA head coaches this season.

REGULAR SEASON GAME #82 – MEMPHIS 106, DALLAS 105 (OT), April 16 at FedExForum

Memphis, Tenn. – With the seventh seed in the Western Conference on the line, the Memphis Grizzlies outlasted the Dallas Mavericks in overtime in the final game of the regular season, recording the third 50-win season in franchise history and winning their 14th consecutive home game, setting the franchise record within a single season... In a frenetic finish that came down to the final play, Dallas led 105-102 with 46.0 seconds remaining in overtime following a three-pointer by **Dirk Nowitzki**... **Tony Allen** boarded a missed three-pointer on the next play and stuck it back to cut the deficit to one point with 31.4 seconds left... **Monta Ellis**, who had scored 14 of Dallas' last 19 to that point, missed a fadeaway jumper with 7.5 seconds on the clock, and **Mike Conley** rebounded the miss and took off down the court, drawing a foul with 1.1 seconds left in the game... Conley drained both foul shots to set up the final play, an Ellis jump shot that hit the side of the rim to give Memphis the seventh seed in the playoffs and a first-round meeting with the Oklahoma City Thunder... **Zach Randolph** posted his 47th double-double of the season with 27 points and 14 rebounds, while Conley added 22 points... **Marc Gasol** narrowly missed his first career triple-double with 19 points, nine rebounds and a season-best tying nine assists in a season-high 46 minutes... **Mike Miller** played his 82nd game and was the only Grizzlies player to appear in every game this season... Miller became the 23rd player in NBA history to play a full 82-game slate in his 14th NBA season or later... **Dirk Nowitzki** had 30 points to lead all scorers, and Ellis chipped in with 18... Memphis' 2014 postseason berth marks a franchise-record fourth consecutive trip to the playoffs for the Grizzlies, who never lost at FedExForum following a Feb. 5 home defeat to the Mavericks... Memphis' 14th consecutive home win surpassed the previous franchise record within a single season of 13, set from Feb. 8-April 9, 2013... Memphis outscored Dallas 58-42 in the paint and earned its first victory of the season over the Mavericks.

NATIONAL BASKETBALL ASSOCIATION

10/30/2013 AT&T Center, San Antonio, TX

Officials: #31 Scott Wall, #73 Tre Maddox, #9 Derrick Stafford

OFFICIAL SCORER'S REPORT

FINAL BOX

Time of Game: 2:07

Attendance: 18,581 (Sellout)

VISITOR: Memphis Grizzlies (0-1)

NO	PLAYER	MIN	FG	FGA	3P	3PA	FT	FTA	OR	DR	TOT	A	PF	ST	TO	BS	PTS
21	Tayshaun Prince	F 19:48	4	11	1	2	0	0	0	2	2	1	1	0	0	0	9
50	Zach Randolph	F 25:44	1	6	0	0	0	0	2	5	7	1	1	0	1	1	2
33	Marc Gasol	C 34:01	7	15	0	0	0	0	1	8	9	2	1	1	2	0	14
9	Tony Allen	G 28:08	6	8	3	3	0	3	1	2	3	2	0	2	3	1	15
11	Mike Conley	G 27:10	7	17	0	0	0	0	0	2	2	7	5	2	3	0	14
13	Mike Miller	24:47	3	6	2	3	3	3	0	4	4	3	2	0	1	0	11
7	Jerryd Bayless	22:00	2	9	0	0	1	2	2	2	4	3	2	0	1	0	5
32	Ed Davis	7:54	0	2	0	0	0	0	1	2	3	0	0	0	0	0	0
20	Quincy Pondexter	21:54	4	9	2	4	3	2	0	2	3	0	0	1	1	1	13
41	Kosta Koufos	13:59	3	4	0	0	1	4	1	2	3	0	2	0	0	0	7
12	Nick Calathes	4:46	1	3	0	0	0	0	1	1	2	2	0	0	1	0	2
30	Jon Leuer	9:49	1	3	0	0	0	0	0	3	3	0	1	0	1	0	2
22	Jamaal Franklin	DNP	- Coach's Decision														
TOTALS:			39	93	8	15	8	15	11	33	44	24	15	6	14	3	94
PERCENTAGES:				41.9%		53.3%		53.3%		TM REB: 10			TOT TO: 14 (15 PTS)				

HOME: SAN ANTONIO SPURS (1-0)

NO	PLAYER	MIN	FG	FGA	3P	3PA	FT	FTA	OR	DR	TOT	A	PF	ST	TO	BS	PTS
2	Kawhi Leonard	F 30:15	5	9	2	2	2	2	1	6	7	1	2	0	4	2	14
21	Tim Duncan	F 17:17	1	6	0	0	1	3	0	6	6	2	2	0	0	0	3
22	Tiago Splitter	C 28:32	5	8	0	0	1	2	6	8	2	2	0	0	0	0	11
4	Danney Green	G 22:37	3	7	1	3	0	0	0	1	1	1	0	0	4	2	7
9	Tony Parker	G 31:17	4	14	2	3	3	4	0	0	1	1	9	0	1	1	10
20	Manu Ginobili	24:09	6	9	0	1	0	0	0	4	4	5	2	2	1	0	13
15	Matt Bonner	16:31	3	4	2	3	0	0	0	2	2	0	2	0	1	0	8
3	Marcus Bellinelli	18:59	2	5	0	2	1	2	0	4	4	1	1	0	1	0	5
8	Patty Mills	16:43	4	4	3	3	1	1	1	0	1	1	0	0	0	0	12
11	Jeff Ayres	11:21	1	1	0	0	0	0	0	2	2	2	4	0	2	1	2
33	Boris Diaw	20:20	6	9	1	3	1	2	0	4	4	1	2	0	0	1	14
18	Aron Baynes	1:59	0	0	0	0	0	0	0	0	0	0	1	0	1	0	0
5	Cory Joseph	DNP	- Coach's Decision														
TOTALS:			40	76	11	20	10	16	4	36	40	25	18	3	15	6	101
PERCENTAGES:				52.6%		55.0%		62.5%		TM REB: 9			TOT TO: 15 (16 PTS)				

SCORE BY PERIODS

	1	2	3	4	FINAL
Grizzlies	20	7	31	36	94
SPURS	18	30	24	29	101

Inactive: Spurs - De Colo

Technical Fouls - Defensive Three Second

Grizzlies: NONE

SPURS (1): 2:32 1st

Pts. in the Pt. Grizzlies 40 (22/45), SPURS 50 (25/39)

2nd Chance Pts. Grizzlies 19 (8/14), SPURS 7 (3/4)

FB Pts. Grizzlies 11 (5/8), SPURS 19 (8/11)

Biggest Lead Grizzlies 6, SPURS 21

Lead Changes 3

Times Tied 1

1

Copyright (c) 2013 NBA Properties, INC. All Rights Reserved

NATIONAL BASKETBALL ASSOCIATION

OFFICIAL SCORER'S REPORT
FINAL BOX

11/6/2013 FedExForum, Memphis, TN

Officials: #45 Brian Forte, #48 Scott Foster, #50 Olandis Poole

Time of Game: 2:11

Attendance: 15,209

VISITOR: New Orleans Pelicans (2-3)

NO	PLAYER	MIN	FG	FGA	3P	3PA	FT	FTA	OR	DR	TOT	A	PF	ST	TO	BS	PTS
0	Al-Farouq Aminu	F 23:49	4	7	0	1	1	2	3	4	7	1	0	1	1	0	9
23	Anthony Davis	F 38:48	5	14	0	0	8	9	2	7	9	2	1	3	0	3	18
14	Jason Smith	C 28:47	4	8	0	0	2	2	2	2	4	0	5	0	1	0	10
10	Eric Gordon	G 33:58	6	14	1	4	6	6	2	2	4	2	0	2	1	1	19
11	Jrue Holiday	G 30:37	5	11	1	2	0	0	0	0	0	3	4	2	4	0	11
34	Greg Stiemsma	24:20	2	2	0	0	0	0	2	3	5	1	3	0	1	0	4
1	Tyreke Evans	30:03	7	12	0	1	2	2	5	7	4	3	0	3	1	0	16
3	Anthony Morrow	11:42	3	6	1	2	0	0	1	1	0	0	1	1	0	7	
22	Brian Roberts	18:06	2	4	1	3	0	0	0	2	2	3	1	1	1	0	5
25	Austin Rivers	0:05	0	0	0	0	0	0	0	0	0	0	0	0	0	0	0
42	Lance Thomas	3:45	0	0	0	0	0	0	0	0	0	0	0	0	0	0	0
21	Arinze Onuaku	DNP - Coach's Decision															
5	Jeff Withey	DNP - Coach's Decision															
TOTALS:			38	78	4	13	19	21	13	26	39	16	17	10	13	5	99
PERCENTAGES:			48.7%			30.8%			90.5%	TM REB: 7			TOT TO: 14 (17 PTS)				

HOME: MEMPHIS GRIZZLIES (2-3)

NO	PLAYER	MIN	FG	FGA	3P	3PA	FT	FTA	OR	DR	TOT	A	PF	ST	TO	BS	PTS
21	Tayshaun Prince	F 16:46	2	4	0	0	0	0	0	2	2	1	1	0	2	1	4
50	Zach Randolph	F 7:53	1	1	0	0	0	0	0	0	0	1	1	0	2	0	2
3	Marco Gasol	C 30:41	4	11	0	0	3	4	0	1	1	4	3	1	3	1	11
9	Tony Allen	G 21:52	3	8	0	1	0	0	2	3	5	1	1	1	2	1	6
11	Mike Conley	G 33:41	10	16	0	4	6	6	0	1	1	1	1	1	1	0	26
20	Quincy Pondexter	16:46	0	4	0	3	0	0	1	0	1	1	1	0	1	0	0
13	Mike Miller	23:54	3	4	3	4	0	0	0	6	6	2	3	2	2	0	9
30	Jon Leuer	12:43	2	5	0	0	0	0	0	1	1	1	0	1	0	0	4
7	Jerryd Bayless	13:34	1	5	1	2	0	0	0	0	2	2	1	1	0	1	3
41	Kosta Koufos	17:12	2	4	0	0	2	2	1	2	3	1	0	0	0	1	6
32	Ed Davis	24:16	3	4	0	0	1	2	2	3	5	2	3	0	0	0	7
12	Nick Calathes	10:09	1	3	0	0	0	0	0	0	0	2	3	0	4	0	2
22	Jamal Franklin	10:33	2	4	0	1	0	0	1	1	2	0	1	0	0	1	4
TOTALS:			34	71	4	15	12	14	7	22	29	17	20	5	18	5	84
PERCENTAGES:			47.9%			26.7%			85.7%	TM REB: 6			TOT TO: 16 (22 PTS)				

SCORE BY PERIODS

	1	2	3	4	FINAL
Pelicans	33	18	28	20	99
GRIZZLIES	18	23	16	27	84

Inactive: Pelicans - Anderson, Miller

Fts. in the Ft. Pelicans 34 (17/35), GRIZZLIES 50 (25/39)

2nd Chance Fts. Pelicans 13 (6/12), GRIZZLIES 11 (5/7)

FB Fts. Pelicans 17 (6/7), GRIZZLIES 8 (4/6)

Biggest Lead Pelicans 29, GRIZZLIES 2

Lead Changes 1

Times Tied 5

5

Copyright (c) 2013 NBA Properties, INC. All Rights Reserved

NATIONAL BASKETBALL ASSOCIATION

OFFICIAL SCORER'S REPORT
FINAL BOX

11/9/2013 FedExForum, Memphis, TN
Officials: #35 Kane Fitzgerald, #56 Bill Kennedy, #60 James Williams

Time of Game: 2:17
Attendance: 16,989

VISITOR: Golden State Warriors (4-3)

NO	PLAYER	MIN	FG	FGA	3P	3PA	FT	FTA	OR	DR	TOT	A	PF	ST	TO	BS	PTS
9	Andre Iguodala	F 33:02	8	10	2	4	1	5	1	4	5	4	2	1	0	0	19
10	Dave Lee	F 23:16	4	8	0	0	5	6	4	5	9	1	6	1	2	1	13
12	Andrew Bogut	C 28:41	0	3	0	0	1	4	1	6	7	2	3	0	4	1	1
11	Klay Thompson	G 28:28	5	13	2	8	0	0	0	1	1	2	3	0	0	0	12
30	Stephen Curry	G 34:22	7	18	4	10	4	4	1	1	2	5	1	3	3	0	22
40	Harrison Barnes	18:56	2	7	0	1	0	0	0	2	2	1	4	0	1	0	4
7	Jermaine O'Neal	15:28	1	4	0	0	0	0	0	1	1	0	0	0	0	0	2
5	Marrese Speights	12:40	2	3	0	0	0	0	2	2	0	1	0	1	0	0	4
0	Toney Douglas	6:06	1	2	1	0	0	0	0	0	0	0	0	1	1	0	3
23	Draymond Green	20:52	2	6	1	4	2	2	1	2	3	0	2	2	3	0	6
20	Kent Bazemore	7:27	1	3	0	1	1	2	0	0	0	1	0	1	1	0	3
1	Ognjen Kuzmick	4:51	0	0	0	0	0	1	0	0	0	0	2	0	1	0	0
8	Nemanja Nedovic	4:51	0	1	0	1	1	2	1	0	1	1	0	0	0	0	1
TOTALS:			33	78	10	30	14	26	9	24	33	17	24	8	17	3	90
PERCENTAGES:			42.3%	33.3%	53.8%	TM REB: 14			TOT TO: 18 (15 PTS)								

HOME: MEMPHIS GRIZZLIES (3-3)

NO	PLAYER	MIN	FG	FGA	3P	3PA	FT	FTA	OR	DR	TOT	A	PF	ST	TO	BS	PTS
21	Tayshaun Prince	F 36:46	3	7	0	2	4	4	0	6	6	3	1	0	0	0	10
20	Zach Randolph	F 34:42	9	19	0	1	5	7	3	8	11	3	5	1	4	0	28
33	Marc Gasol	C 41:36	8	15	0	0	2	2	2	5	7	3	4	1	0	3	18
9	Tony Allen	G 23:12	4	6	0	0	1	4	7	2	0	2	0	1	2	1	12
11	Mike Conley	G 25:20	9	11	1	2	1	1	0	3	3	6	4	3	3	0	20
13	Mike Miller	28:36	4	7	4	5	3	4	0	9	9	4	1	0	0	0	15
12	Nik Calathes	22:40	1	6	0	2	0	0	0	2	2	5	2	1	4	1	2
41	Kosta Koufos	18:14	4	7	0	0	0	0	1	1	2	1	4	0	4	1	8
20	Quincy Pondexter	4:21	0	0	0	0	0	0	0	1	1	0	0	0	0	0	0
22	Jameal Franklin	3:05	0	1	0	0	0	0	0	1	1	0	0	0	0	0	0
32	Ed Davis	1:28	0	0	0	0	0	0	0	0	0	0	0	0	0	0	0
7	Jerryd Bayless	DND - Right knee sprain															
30	Jon Leuer	DNP - Coach's Decision															
TOTALS:			42	79	5	13	19	25	8	36	44	25	23	8	16	5	108
PERCENTAGES:			53.2%	38.5%	76.0%	TM REB: 9			TOT TO: 17 (19 PTS)								

SCORE BY PERIODS

	1	2	3	4	FINAL
Warriors	29	21	27	13	90
GRIZZLIES	32	22	36	18	108

Inactive: Warriors - Ezell

Technical Fouls - Individual

Warriors (1): Green 0:37.2 3rd

GRIZZLIES (1): Koufos 0:58.1 4th

Technical Fouls - Defensive Three Second

Warriors (1): 3:27 3rd

GRIZZLIES: NONE

Pts. in the Pt. Warriors 18 (9/22), GRIZZLIES 54 (27/41)

2nd Chance Pts. Warriors 8 (3/8), GRIZZLIES 15 (6/7)

FB Pts. Warriors 14 (5/8), GRIZZLIES 8 (3/4)

Biggest Lead Warriors 4, GRIZZLIES 23

Lead Changes 12

Times Tied 8

6

Copyright (c) 2013 NBA Properties, INC. All Rights Reserved

NATIONAL BASKETBALL ASSOCIATION

OFFICIAL SCORER'S REPORT
FINAL BOX

11/11/2013 Bankers Life Fieldhouse, Indianapolis, IN
Officials: #24 Mike Callahan, #58 Josh Tiven, #61 Courtney Kirkland

Time of Game: 2:12
Attendance: 13,130

VISITOR: Memphis Grizzlies (3-4)

NO PLAYER

	MIN	FG	FTA	3P	3PA	FT	FTA	OR	DR	TOT	A	PF	ST	TO	BS	PTS
21 Tayshaun Prince	F 25:51	2	5	0	0	2	2	0	0	0	1	0	0	0	0	6
50 Zach Randolph	F 27:03	6	12	0	0	0	0	2	4	6	1	1	0	2	0	12
33 Marc Gasol	C 29:33	5	13	0	0	5	6	0	6	6	3	2	2	2	1	15
9 Tony Allen	G 23:46	3	4	1	1	1	1	1	2	3	3	5	1	2	0	8
11 Mike Conley	G 29:28	4	11	1	3	2	3	0	0	0	2	4	1	1	1	11
13 Mike Miller	21:40	3	6	2	3	0	0	0	3	3	2	0	0	1	0	8
41 Kosta Koufos	22:07	3	6	0	0	2	2	0	0	0	0	1	0	1	0	6
20 Quincy Pondexter	7:11	0	4	0	1	0	1	0	1	0	1	1	1	0	0	0
12 Nick Calathes	25:11	2	5	0	0	0	3	0	2	2	6	3	1	1	0	4
32 Ed Davis	17:17	2	8	0	0	1	2	2	5	7	0	2	0	0	2	5
22 Jamaal Franklin	10:55	1	1	0	0	0	0	0	1	3	4	1	1	0	0	2
7 Jerryd Bayless	DND - Right Knee Sprain															
3 Jon Leuer	DNP - Coach's Decision															
TOTALS:		31	75	4	8	13	19	7	25	32	19	20	6	10	4	79
PERCENTAGES:		41.3%		50.0%		68.4%										

HOME: INDIANA PACERS (8-0)

NO PLAYER

	MIN	FG	FGA	3P	3PA	FT	FTA	OR	DR	TOT	A	PF	ST	TO	BS	PTS
24 Paul George	F 31:47	9	16	0	3	5	6	5	7	1	2	0	2	0	0	23
21 David West	F 25:53	5	8	0	0	0	0	1	4	5	3	2	1	2	2	10
55 Roy Hibbert	C 24:12	1	4	0	0	1	2	1	6	7	1	2	0	2	5	3
1 Lance Stephenson	G 34:09	5	11	3	5	0	0	0	11	11	12	3	0	1	0	13
3 George Hill	G 24:47	6	9	0	0	1	1	0	2	2	2	0	1	1	1	13
9 Solomon Hill	13:37	0	3	0	3	0	0	2	2	4	1	1	0	3	0	0
4 Luis Scola	18:58	5	10	0	1	2	3	2	2	4	0	4	1	0	0	12
32 CJ Watson	20:02	0	3	0	2	0	0	1	0	1	5	1	0	0	0	0
28 Ian Mahinmi	23:48	2	3	0	0	6	6	0	2	2	0	4	1	1	1	10
11 Orlando Johnson	16:27	2	5	1	2	0	0	0	2	2	0	3	1	1	0	5
22 Chris Copeland	3:11	1	2	1	2	0	0	0	0	0	0	0	0	0	0	3
15 Donald Sloan	3:11	1	2	1	1	0	0	0	0	0	0	0	0	0	0	3
8 Rasual Butler	DNP - Coach's Decision															
TOTALS:		37	76	6	19	15	18	9	36	45	25	22	5	13	9	95
PERCENTAGES:		48.7%		31.6%		83.3%										

SCORE BY PERIODS

	1	2	3	4	FINAL
Grizzlies	16	23	16	24	79
PACERS	23	23	26	23	95

Inactive: Pacers - Granger

Technical Fouls - Individual
Grizzlies: NONE
PACERS (1): Stephenson 4:17 2nd

Flagrant Fouls
Grizzlies (1): 1:19 3rd Allen-FLG1
PACERS: NONE

Pts. in the Pt. Grizzlies 34 (17/41), PACERS 38 (19/34)
2nd Chance Pts. Grizzlies 6 (3/8), PACERS 9 (3/11)
FB Pts. Grizzlies 7 (3/3), PACERS 6 (4/8)

Biggest Lead Grizzlies 1, PACERS 25
Lead Changes 2
Times Tied 1

MEMO: IND - Stephenson 1st Career Triple-Double

7

Copyright (c) 2013 NBA Properties, INC. All Rights Reserved

NATIONAL BASKETBALL ASSOCIATION

OFFICIAL SCORER'S REPORT

11/13/2013 FedExForum, Memphis, TN
 Officials: #42 Eric Lewis, #44 Eli Roe, #8 Marc Davis

Time of Game: 2:15
 Attendance: 15,971

VISITOR: Toronto Raptors (4-5)																	
NO	PLAYER	MIN	FG	FGA	3P	3PA	FT	FTA	OR	DR	TOT	A	PF	ST	TO	BS	PTS
22	Rudy Gay	F 41:47	8	18	4	6	3	4	1	5	6	4	2	5	4	2	23
15	Amir Johnson	F 30:07	4	8	0	1	6	6	1	1	2	0	5	0	2	1	14
17	Jonas Valanciunas	C 29:41	1	6	0	0	2	2	0	7	7	0	4	0	0	1	4
10	DeMar DeRozan	G 32:52	7	13	1	1	3	3	2	1	3	4	0	2	1	1	18
7	Kyle Lowry	G 34:52	6	10	3	5	6	8	0	3	3	6	2	2	2	0	21
50	Tyler Hansbrough	23:08	1	5	0	0	2	2	3	1	4	0	5	1	2	1	4
31	Terrence Ross	20:12	3	5	0	2	2	2	0	4	4	0	0	1	0	0	8
5	Austin Daye	0:09	0	0	0	0	0	0	0	0	0	0	0	0	0	0	0
24	Dwight Byrnes	11:46	0	1	0	0	4	4	1	2	3	0	0	0	1	0	4
4	Aaron Gray	7:28	0	0	0	0	1	2	1	3	4	0	0	0	1	1	0
4	Quincy Acy	5:16	0	0	0	0	4	6	0	1	1	0	0	0	0	0	4
2	Landry Fields	1:20	0	0	0	0	0	0	0	0	0	0	0	0	0	0	0
14	D.J. Augustin	1:20	1	1	0	0	0	0	0	0	0	0	0	0	0	0	2
TOTALS:			31	67	8	15	33	39	9	28	37	14	21	12	13	6	103
PERCENTAGES:			46.3%			53.3%			84.6%			TM REB: 4			TOT TO: 13 (11 PTS)		

HOME: MEMPHIS GRIZZLIES (3-5)																		
NO	PLAYER	MIN	FG	FGA	3P	3PA	FT	FTA	OR	DR	TOT	A	PF	ST	TO	BS	PTS	
21	Tayshaun Prince	F 34:19	3	8	0	1	0	0	0	0	3	3	4	2	0	0	1	6
50	Zach Randolph	F 30:15	4	9	0	0	2	2	1	9	10	2	2	1	3	0	10	
33	Marc Gasol	C 33:08	6	14	0	0	6	8	5	5	10	4	4	0	0	0	18	
9	Tony Allen	G 30:19	5	11	0	1	0	0	2	2	4	2	1	2	2	1	0	
11	Mike Conley	G 35:15	12	19	4	10	1	3	0	0	0	0	5	2	3	3	0	29
41	Kosta Koufos	8:03	0	2	0	0	0	0	0	1	3	4	0	1	0	1	0	0
22	Jamaal Franklin	4:15	0	0	0	0	0	0	0	0	1	1	0	1	0	1	0	0
13	Mike Miller	20:46	3	10	2	7	0	0	0	0	0	0	2	4	0	2	0	8
7	Jerryd Bayless	12:10	0	3	0	2	0	0	0	0	1	1	2	2	0	3	0	0
32	Ed Davis	23:53	2	5	0	0	1	2	1	4	5	2	5	0	0	0	3	5
12	Nick Calathes	4:55	0	0	0	0	1	2	0	1	1	1	0	0	0	2	0	1
30	Jon Leuer	2:43	0	1	0	0	0	0	1	0	1	0	0	0	0	0	0	0
20	Quincy Pondexter	NWT - Fractured nose																
TOTALS:			35	82	6	21	11	17	11	29	40	24	24	6	17	5	87	
PERCENTAGES:			42.7%			28.6%			64.7%			TM REB: 14			TOT TO: 19 (19 PTS)			

SCORE BY PERIODS	1	2	3	4	FINAL
Raptors	26	29	23	25	103
GRIZZLIES	20	24	27	16	87

Inactive: Raptors - Novak, Stone

Technical Fouls - Individual

Raptors (1): Hansbrough 5:00 2nd
 GRIZZLIES (2): Miller 5:00 2nd, Joergel 1:32 2nd

Pts. In the Pt. Raptors 24 (12/30), GRIZZLIES 36 (18/35)
 2nd Chance Pts. Raptors 12 (4/6), GRIZZLIES 16 (5/12)
 FB Pts. Raptors 16 (3/3), GRIZZLIES 13 (6/7)

Biggest Lead Raptors 19, GRIZZLIES 1
 Lead Changes 4
 Times Tied 1

8

Copyright (c) 2013 NBA Properties, INC. All Rights Reserved

NATIONAL BASKETBALL ASSOCIATION

11/15/2013 STAPLES Center, Los Angeles, CA

Officials: #41 Ken Mauer, #54 Nick Buchert, #6 Tony Brown

OFFICIAL SCORER'S REPORT

FINAL BOX

Time of Game: 2:03

Attendance: 16,997 (Sellout)

VISITOR: Memphis Grizzlies (4-5)

NO	PLAYER	MIN	FG	FGA	3P	3PA	FT	FTA	OR	DR	TOT	A	PF	ST	TO	BS	PTS	
21	Tayshaun Prince	F 27:39	3	9	0	3	0	0	0	6	6	1	1	2	0	1	6	
50	Zach Randolph	F 35:44	11	18	0	0	6	6	3	8	11	2	3	0	1	0	28	
33	Marc Gasol	C 41:31	6	15	0	0	6	6	1	7	8	2	3	1	3	1	18	
9	Tony Allen	G 22:17	6	6	0	0	0	0	0	6	6	2	1	1	0	0	12	
11	Mike Conley	G 34:01	4	15	1	5	2	2	1	1	2	7	1	1	2	1	11	
13	Mike Miller	25:46	2	8	0	4	0	0	0	6	6	2	1	0	1	0	4	
41	Kosta Koufos	18:43	2	6	0	0	0	0	3	2	5	2	3	0	1	0	4	
20	Quincy Pondexter	20:21	3	6	0	1	0	0	2	4	6	1	1	0	2	0	6	
7	Jerryd Bayless	13:59	0	2	0	0	0	0	0	1	1	2	0	0	1	0	0	
12	Nick Calathes	DNP - Coach's Decision																
32	Ed Davis	DNP - Coach's Decision																
22	Jamaal Franklin	DNP - Coach's Decision																
30	Jon Leuer	DNP - Coach's Decision																
TOTALS:			37	85	1	13	14	14	10	41	51	27	13	7	9	5	89	
PERCENTAGES:			43.5%			07.7%	100.0%					TM REB: 4	TOT TO: 10 (9 PTS)					

HOME: LOS ANGELES LAKERS (4-7)

NO	PLAYER	MIN	FG	FGA	3P	3PA	FT	FTA	OR	DR	TOT	A	PF	ST	TO	BS	PTS	
11	Wesley Johnson	F 15:15	0	1	0	0	0	0	0	2	2	2	1	1	2	0	0	
27	Jordan Hill	F 30:12	5	8	0	0	2	3	1	4	5	2	6	0	1	3	12	
16	Pau Gasol	C 33:04	4	12	0	1	2	2	1	12	13	3	1	0	1	1	10	
20	Jodie Meeks	G 37:56	10	16	5	9	0	1	0	3	3	0	2	1	2	0	25	
5	Steve Blake	G 36:20	4	9	1	4	0	0	0	7	7	10	2	2	1	0	9	
9	Chris Kaman	15:38	3	10	0	0	0	0	0	3	3	0	2	0	0	1	6	
7	Xavier Henry	6:53	0	2	0	0	0	0	1	0	1	1	0	0	1	0	0	
0	Nick Young	32:54	7	14	2	4	2	5	0	1	1	1	0	1	0	0	18	
3	Shawne Williams	16:57	2	4	2	4	0	0	1	4	5	0	1	1	0	3	6	
1	Jordan Farmer	14:51	0	4	0	2	0	0	0	0	0	6	2	0	3	0	0	
2	Elias Harris	DNP - Coach's Decision																
4	Ryan Kelly	DNP - Coach's Decision																
50	Robert Sacre	DNP - Coach's Decision																
TOTALS:			35	80	10	24	6	11	4	36	40	25	17	6	11	8	86	
PERCENTAGES:			43.8%			41.7%	54.5%					TM REB: 3	TOT TO: 11 (16 PTS)					

SCORE BY PERIODS

	1	2	3	4	FINAL
Grizzlies	24	16	23	26	89
LAKERS	17	23	26	20	86

Inactive: Lakers - Bryant, Nash

Pts. in the Pt. Grizzlies 44 (22/40), LAKERS 36 (18/32)

2nd Chance Pts. Grizzlies 10 (5/11), LAKERS 2 (1/3)

FB Pts. Grizzlies 14 (6/6), LAKERS 8 (4/5)

Biggest Lead Grizzlies 10, LAKERS 5

Lead Changes 22

Times Tied 14

9

Copyright (c) 2013 NBA Properties, INC. All Rights Reserved

9

Copyright (c) 2013 NBA Properties, INC. All Rights Reserved

NATIONAL BASKETBALL ASSOCIATION										OFFICIAL SCORER'S REPORT										
11/17/2013 Sleep Train Arena, Sacramento, CA										FINAL BOX										
Officials: #19 James Capers, #73 Tre Maddox, #77 Karl Lane										Time of Game: 2:04 Attendance: 15,630										
VISITOR: Memphis Grizzlies (5-5)																				
NO	PLAYER	MIN	FG	FGA	3P	3PA	FT	FTA	OR	DR	TOT	A	PF	ST	TO	BS	PTS			
21	Tayshaun Prince	F 31:23	3	8	0	1	0	0	1	8	9	4	2	0	1	1	6			
50	Zach Randolph	F 33:50	9	12	0	0	4	8	2	8	10	2	3	0	3	0	22			
33	Marc Gasol	C 39:23	8	14	0	0	3	3	1	7	8	9	2	0	3	0	19			
9	Tony Allen	G 29:31	5	10	0	3	2	2	3	5	4	4	2	2	0	0	12			
11	Mike Conley	G 38:16	8	12	3	5	0	0	1	1	9	0	1	1	2	1	19			
13	Mike Miller	20:53	0	0	0	0	0	0	0	3	3	2	1	1	3	0	0			
7	Jerryd Bayless	16:18	3	9	1	3	1	1	0	2	2	0	5	0	1	0	8			
20	Quincy Pondexter	14:36	2	3	0	1	1	2	0	5	5	0	2	0	1	0	5			
41	Kosta Koufos	13:28	2	3	0	0	2	2	0	6	6	0	1	0	0	2	6			
32	Ed Davis	2:22	0	1	0	0	0	0	0	0	0	0	0	0	0	0	0			
12	Nick Calathes	DNP - Coach's Decision																		
22	Jamaal Franklin	DNP - Coach's Decision																		
30	Jon Leuer	DNP - Coach's Decision																		
TOTALS:			40	72	4	13	13	18	7	42	49	30	20	4	16	4	97			
PERCENTAGES:			55.6%	30.8%	72.2%	TM REB: 6		TOT TO: 16 (17 PTS)												
HOME: SACRAMENTO KINGS (2-7)																				
NO	PLAYER	MIN	FG	FGA	3P	3PA	FT	FTA	OR	DR	TOT	A	PF	ST	TO	BS	PTS			
33	Luc Mbah a Moute	F 26:16	1	6	0	1	2	4	3	0	3	2	2	0	0	1	4			
34	Jason Thompson	F 9:52	1	2	0	0	1	2	0	0	0	2	2	0	0	0	3			
15	DeMarcus Cousins	C 18:11	4	11	0	0	1	1	1	4	5	1	2	1	3	0	9			
16	Ben McLemore	G 19:28	2	6	1	3	0	0	1	4	5	1	1	0	2	0	5			
10	Grelvis Vasquez	G 19:28	4	7	0	0	0	0	0	1	1	3	1	1	1	0	8			
42	Charles Hayes	11:29	0	2	0	0	0	0	2	1	3	0	3	1	1	0	0			
5	John Salmons	33:31	4	12	0	0	4	2	2	0	3	3	5	0	1	0	10			
22	Isaiah Thomas	31:53	5	17	3	6	2	2	1	1	2	4	2	2	1	0	15			
23	Marcus Thornton	28:32	5	13	1	7	1	1	0	1	1	1	1	2	0	0	12			
55	Hamady Ndiaye	24:35	1	2	0	0	0	1	1	5	6	1	2	0	0	1	2			
25	Travis Outlaw	16:45	6	9	2	2	4	4	2	4	6	1	4	0	0	0	18			
7	Jimmer Fredette	DNP - Coach's Decision																		
9	Patrick Patterson	DNP - Coach's Decision																		
TOTALS:			33	87	7	23	13	17	11	24	35	21	20	8	8	2	86			
PERCENTAGES:			37.9%	30.4%	76.5%	TM REB: 5		TOT TO: 8 (13 PTS)												
SCORE BY PERIODS			1	2	3	4	FINAL													
Grizzlies			25	22	27	23	97													
KINGS			18	16	31	21	86													
Inactive: Kings - Landry, McCallum																				
Technical Fouls - Defensive Three Second																				
Grizzlies: NONE																				
KINGS (1): 9:54 2nd																				
Pts. In the Pt. Grizzlies 48 (24/30), KINGS 42 (21/46)																				
2nd Chance Pts. Grizzlies 6 (2/6), KINGS 8 (3/11)																				
FB Pts. Grizzlies 6 (2/8), KINGS 6 (3/11)																				
Biggest Lead Grizzlies 20, KINGS 2																				
Lead Changes 1																				
Times Tied 5																				
MEMO: Hamady Ndiaye: career-high rebounds and minutes played																				

10

Copyright (c) 2013 NBA Properties, INC. All Rights Reserved

NATIONAL BASKETBALL ASSOCIATION

OFFICIAL SCORER'S REPORT
FINAL BOX

11/22/2013 FedExForum, Memphis, TN

Officials: #22 Bill Spooner, #28 Zach Zarba, #76 Steven Anderson

Time of Game: 2:19
Attendance: 17,109

VISITOR: San Antonio Spurs (11-1)

NO	PLAYER	MIN	FG	FGA	3P	3PA	FT	FTA	OR	DR	TOT	A	PF	ST	TO	BS	PTS	
2	Kawhi Leonard	F 32:57	6	11	0	1	0	0	5	4	9	3	2	3	2	0	12	
21	Tim Duncan	F 32:04	3	8	0	0	2	3	0	6	6	4	2	0	1	2	8	
22	Tiago Splitter	C 25:58	7	10	0	0	3	3	4	7	1	3	0	2	1	17		
4	Danny Green	G 16:53	0	2	0	0	0	0	0	3	3	1	0	2	3	0		
9	Tony Parker	G 35:56	8	14	2	2	2	4	0	2	2	5	2	0	4	0	20	
20	Manu Ginobili	27:00	6	13	3	7	0	0	2	3	5	7	3	0	1	0	15	
33	Boris Diaw	18:10	3	7	0	2	1	1	0	1	1	1	3	0	0	0	7	
3	Marco Bellinelli	20:16	4	7	1	3	0	0	1	2	3	2	0	1	1	0	9	
11	Jeff Ayres	15:53	3	4	0	0	0	0	0	2	2	0	3	0	1	0	6	
8	Patty Mills	12:04	1	2	0	1	3	5	0	1	1	1	0	2	0	0	5	
15	Matt Bonner	2:49	1	1	1	1	0	0	0	2	2	0	0	0	0	0	3	
16	Aron Baynes	DNP - Coach's Decision																
5	Cory Joseph	DNP - Coach's Decision																
TOTALS:			42	79	7	17	11	16	11	30	41	25	18	8	15	3	102	
PERCENTAGES:			53.2%		41.2%		68.8%		TM REB: 5			TOT TO: 15 (16 PTS)						

HOME: MEMPHIS GRIZZLIES (7-6)

NO	PLAYER	MIN	FG	FGA	3P	3PA	FT	FTA	OR	DR	TOT	A	PF	ST	TO	BS	PTS	
21	Tayshaun Prince	F 35:43	5	13	0	2	0	0	0	4	4	2	0	0	0	1	10	
50	Zach Randolph	F 39:35	5	15	0	0	6	8	2	8	10	3	3	1	4	0	16	
33	Marc Gasol	C 9:50	1	3	0	0	0	0	1	1	2	3	0	0	1	0	2	
9	Tony Allen	G 28:09	4	9	0	2	4	4	3	1	4	4	1	1	3	1	12	
11	Mike Conley	G 37:57	12	19	2	3	2	2	0	1	1	2	0	4	2	0	28	
13	Mike Miller	23:19	1	5	1	3	1	2	2	0	2	0	4	0	2	0	4	
7	Jerryd Bayless	14:51	1	4	0	1	0	0	0	2	2	0	3	1	0	0	2	
41	Kosta Koufos	27:47	3	8	0	0	0	0	2	5	7	0	5	0	1	0	6	
20	Quincy Pondexter	7:15	0	0	0	0	0	0	0	2	2	0	0	0	0	0	0	
32	Ed Davis	15:34	3	4	0	0	0	1	2	2	4	2	2	0	1	0	6	
12	Nick Calathes	DNP - Coach's Decision																
22	Jamaal Franklin	DNP - Coach's Decision																
30	Jon Leuer	DNP - Coach's Decision																
TOTALS:			35	80	3	11	13	17	12	26	38	16	18	7	14	2	86	
PERCENTAGES:			43.8%		27.3%		76.5%		TM REB: 7			TOT TO: 14 (22 PTS)						

SCORE BY PERIODS

	1	2	3	4	FINAL
Spurs	26	25	20	31	102
GRIZZLIES	21	16	28	21	86

Inactive: Spurs - De Colo

Pts. in the Pt. Spurs 56 (28/43), GRIZZLIES 52 (26/49)

2nd Chance Pts. Spurs 8 (4/11), GRIZZLIES 16 (7/11)

FB Pts. Spurs 11 (5/8), GRIZZLIES 10 (4/8)

Biggest Lead Spurs 16, GRIZZLIES 5

Lead Changes 4

Times Tied 4

13

Copyright (c) 2013 NBA Properties, INC. All Rights Reserved

13

Copyright (c) 2013 NBA Properties, INC. All Rights Reserved

NATIONAL BASKETBALL ASSOCIATION

11/25/2013 FedExForum, Memphis, TN

Officials: #19 James Capers, #29 Mark Lindsay, #77 Karl Lane

OFFICIAL SCORER'S REPORT

FINAL BOX

Time of Game: 2:07

Attendance: 15,246

VISITOR: Houston Rockets (10-5)

NO	PLAYER	MIN	FG	FGA	3P	3PA	FT	FTA	OR	DR	TOT	A	PF	ST	TO	BS	PTS	
25	Chandler Parsons	F 36:36	8	9	1	2	0	0	0	3	3	1	2	0	3	0	17	
6	Terrence Jones	F 25:30	4	10	0	2	3	6	2	3	5	2	1	0	1	2	11	
12	Dwight Howard	C 27:01	6	10	0	0	3	6	2	5	7	1	3	0	5	1	15	
7	Jeremy Lin	G 31:30	4	8	0	2	6	7	0	4	4	2	0	2	2	0	14	
2	Patrick Beverley	G 39:22	4	9	1	5	0	0	1	2	3	2	2	1	2	1	9	
18	Omri Casspi	22:30	4	6	2	3	6	6	0	3	3	0	2	1	1	0	16	
0	Aaron Brooks	16:11	1	6	1	4	0	0	2	1	3	1	3	1	1	0	3	
32	Francisco Garcia	20:21	2	8	1	6	1	2	0	5	5	2	6	2	3	2	6	
3	Omer Asik	20:59	1	3	0	0	0	0	4	6	10	1	1	0	0	0	2	
10	Ronnie Brewer	DND - Strained Right Calf																
13	James Harden	DND - Sore Left Foot																
20	Donatas Motiejunas	DNP - Coach's Decision																
4	Greg Smith	DND - Sprained Right Knee																
TOTALS:			34	69	6	24	19	27	11	32	43	12	20	7	18	6	93	
PERCENTAGES:			49.3%		25.0%		70.4%										TOT TO: 20 (19 PTS)	

HOME: MEMPHIS GRIZZLIES (7-7)

NO	PLAYER	MIN	FG	FGA	3P	3PA	FT	FTA	OR	DR	TOT	A	PF	ST	TO	BS	PTS	
21	Tayshaun Prince	F 34:53	7	10	1	1	1	2	1	0	1	2	1	1	1	0	16	
50	Zach Randolph	F 34:51	5	12	0	1	3	4	1	5	6	2	3	0	4	0	13	
41	Kosta Koufos	C 30:46	4	7	0	0	0	0	7	6	13	2	3	0	1	2	8	
9	Tony Allen	G 30:22	6	12	0	1	3	4	1	1	2	1	3	6	4	2	15	
11	Mike Conley	G 33:42	2	14	1	3	5	6	1	1	2	10	2	1	0	0	10	
7	Jerryd Bayless	17:38	1	7	0	2	0	0	0	2	2	0	2	1	2	0	2	
32	Ed Davis	15:35	3	5	0	0	0	0	2	2	4	1	1	1	0	2	6	
13	Mike Miller	17:29	2	4	2	4	2	2	0	3	3	1	2	1	0	0	8	
30	Jon Leuer	10:26	2	7	0	0	0	0	1	1	2	0	3	1	1	1	4	
12	Nick Calathes	14:18	2	4	0	1	0	0	0	0	0	3	2	0	2	0	4	
22	Jamail Franklin	DNP - Coach's Decision																
20	Quincy Pondexter	DNP - Coach's Decision																
TOTALS:			34	82	4	13	14	18	14	21	35	22	22	12	15	7	86	
PERCENTAGES:				41.5%		30.8%		77.8%									TOT TO: 16 (24 PTS)	

SCORE BY PERIODS

	1	2	3	4	FINAL
Rockets	20	12	23	38	93
GRIZZLIES	24	20	19	23	86

Inactive: Rockets - Canaan, Covington Grizzlies - Gasol

Technical Fouls - Individual

Rockets (2): Howard 8:20 1st , Beverley 7:17 3rd

GRIZZLIES: NONE

Pts. in the Pts. Rockets 52 (26/40), GRIZZLIES 46 (23/42)

2nd Chance Pts. Rockets 11 (5/10), GRIZZLIES 16 (8/15)

FB Pts. Rockets 20 (6/7), GRIZZLIES 6 (3/8)

Biggest Lead Rockets 9, GRIZZLIES 14

Lead Changes 2

Times Tied 6

14

Copyright (c) 2013 NBA Properties, INC. All Rights Reserved

NATIONAL BASKETBALL ASSOCIATION

12/3/2013 FedExForum, Memphis, TN

Officials: #14 Ed Malloy, #32 Eddie F. Rush, #61 Courtney Kirkland

OFFICIAL SCORER'S REPORT

FINAL BOX

Time of Game: 2:07

Attendance: 15,069

VISITOR: Phoenix Suns (9-9)

NO	PLAYER	MIN	FG	FGA	3P	3PA	FT	FTA	OR	DR	TOT	A	PF	ST	TO	BS	PTS	
17	PJ Tucker	F 22:20	2	6	0	1	1	1	2	0	2	1	0	1	1	0	5	
8	Channing Frye	F 24:17	3	5	2	4	0	0	0	7	7	2	4	0	1	0	8	
22	Miles Plumlee	C 30:05	5	8	0	0	0	1	2	3	5	8	1	1	0	4	2 11	
2	Eric Blodsoe	G 31:44	4	13	0	3	1	2	1	2	3	5	3	0	1	0	9	
1	Goran Dragic	G 36:10	7	13	1	5	1	4	1	2	3	5	2	1	3	1	18	
11	Markieff Morris	25:02	4	9	0	0	2	2	3	5	8	3	3	0	2	1	10	
15	Marcus Morris	24:21	7	15	3	5	1	1	3	3	6	2	3	2	0	1	18	
14	Gerald Green	23:51	1	8	1	7	3	3	0	0	3	1	0	0	0	0	6	
20	Archie Goodwin	12:27	4	7	0	2	0	0	0	3	3	0	0	0	2	0	8	
25	Dionte Christmas	4:01	0	3	0	2	0	0	1	0	1	0	0	0	0	0	0	
55	Vlacheslav Kravtsov	2:51	0	0	0	0	0	0	0	0	0	0	0	0	0	0	0	
3	Ish Smith	2:51	0	0	0	0	0	0	0	0	0	0	0	0	0	0	0	
21	Alex Len	DND - Coach's Decision																
TOTALS:			37	87	7	29	10	15	14	27	41	22	17	4	14	5	91	
PERCENTAGES:			42.5%		24.1%		66.7%			TM REB: 8							TOT TO: 14 (16 PTS)	

HOME: MEMPHIS GRIZZLIES (9-8)

NO	PLAYER	MIN	FG	FGA	3P	3PA	FT	FTA	OR	DR	TOT	A	PF	ST	TO	BS	PTS	
21	Tayshaun Prince	F 30:55	5	6	0	0	0	0	1	1	2	0	1	1	0	0	10	
32	Ed Davis	F 32:31	8	11	0	0	5	11	3	9	12	1	3	0	1	2	21	
41	Kosta Koufos	C 32:12	7	12	0	0	0	0	3	9	12	2	2	1	1	2	14	
9	Tony Allen	G 23:36	5	11	1	2	0	0	2	1	3	2	4	4	2	0	11	
11	Mike Conley	G 36:52	6	15	1	4	5	5	0	2	2	14	3	0	2	0	18	
30	Jon Leuer	29:52	10	13	1	2	2	2	2	7	9	1	1	0	1	3	23	
7	Jerryd Bayless	20:56	4	8	2	3	0	1	0	0	3	1	1	0	0	10		
13	Mike Miller	14:25	0	4	0	2	0	0	1	0	1	0	3	0	1	0	0	
12	Nick Calathes	11:08	0	3	0	1	1	2	0	0	2	0	0	0	0	0	1	
22	Jamaal Franklin	7:33	1	1	0	0	0	0	0	2	2	1	1	0	0	0	2	
20	Quincy Pondexter	DNP - Coach's Decision																
50	Zach Randolph	NWT - Toe Injury																
TOTALS:			46	84	5	14	13	21	12	31	43	26	19	7	8	7	110	
PERCENTAGES:			54.8%		35.7%		61.9%			TM REB: 9							TOT TO: 11 (14 PTS)	

SCORE BY PERIODS

	1	2	3	4	FINAL
Suns	19	35	20	17	91
GRIZZLIES	23	23	36	28	110

Inactive: Suns - Okafor Grizzlies - Gasol

Technical Fouls - Individual

Suns (2): Blodsoe 6:28 3rd, Dragic 6:25 4th

GRIZZLIES (1): Allen 7:44 3rd

Technical Fouls - Defensive Three Second

Suns: NONE

GRIZZLIES (1): 11:45 2nd

Pts. In the Pt. Suns 36 (18/35), GRIZZLIES 56 (28/50)

2nd Chance Pts. Suns 13 (6/14), GRIZZLIES 13 (6/10)

FB Pts. Suns 14 (6/17), GRIZZLIES 4 (2/5)

Biggest Lead Suns 10, GRIZZLIES 21

Lead Changes 6

Times Tied 4

MEMO: GRIZZLIES: J. Leuer Career High PTS (prev. 19, 1/27/12 @ CHI)

Copyright (c) 2013 NBA Properties, INC. All Rights Reserved

17

17

Copyright (c) 2013 NBA Properties, INC. All Rights Reserved

NATIONAL BASKETBALL ASSOCIATION

12/5/2013 FedExForum, Memphis, TN

Officials: #20 Leroy Richardson, #35 Kane Fitzgerald, #43 Dan Crawford

OFFICIAL SCORER'S REPORT

FINAL BOX

Time of Game: 2:10

Attendance: 15,112

VISITOR: Los Angeles Clippers (13-7)

NO	PLAYER	MIN	FG	FGA	3P	3PA	FT	FTA	OR	DR	TOT	A	PF	ST	TO	BS	PTS
9	Jared Dudley	F 25:32	3	7	1	3	0	0	0	1	1	0	1	0	1	0	7
32	Blake Griffin	F 30:00	5	15	0	0	4	4	5	4	9	5	3	1	2	0	14
6	DeAndre Jordan	C 36:35	4	6	0	0	2	4	4	10	14	2	2	2	2	3	10
34	Willie Green	G 20:44	2	8	0	1	1	2	0	1	1	0	3	0	0	1	5
3	Chris Paul	G 27:07	6	11	2	4	1	2	0	4	8	3	2	2	2	1	16
11	Jamal Crawford	30:56	6	14	1	3	2	2	0	3	3	3	2	0	2	0	15
25	Reggie Bullock	20:40	3	5	3	3	0	0	0	2	2	0	1	0	1	0	9
2	Darren Collison	20:53	6	9	1	1	2	2	0	1	1	3	1	0	4	0	15
15	Ryan Hollins	11:02	0	0	0	0	0	0	1	0	1	0	4	0	1	0	0
33	Antawn Jamison	16:31	3	5	3	5	2	2	0	4	4	1	4	1	0	0	11
22	Matt Barnes	NWT - Retinal tear, left eye															
0	Byron Mullens	DNP - Coach's Decision															
4	JJ Redick	NWT - Fractured right hand															
TOTALS:			38	80	11	20	14	18	10	30	40	22	24	6	15	5	101
PERCENTAGES:			47.5%		55.0%		77.8%			TM REB: 10							TOT TO: 15 (19 PTS)

HOME: MEMPHIS GRIZZLIES (9-9)

NO	PLAYER	MIN	FG	FGA	3P	3PA	FT	FTA	OR	DR	TOT	A	PF	ST	TO	BS	PTS
21	Tayshaun Prince	F 18:07	0	5	0	0	1	2	0	2	2	0	1	0	1	0	1
50	Zach Randolph	F 30:35	4	13	0	0	4	5	2	10	12	2	3	0	7	0	12
41	Kosta Koufos	C 30:27	5	12	0	0	7	9	3	6	9	0	2	2	1	0	17
7	Jerryd Bayless	G 26:45	2	6	0	3	0	0	0	0	0	1	3	1	0	0	4
11	Mike Conley	G 33:37	6	8	2	4	2	2	1	0	1	4	3	1	3	0	16
32	Ed Davis	7:51	3	5	0	0	0	0	1	1	2	0	0	0	1	1	6
20	Quincy Pondexter	30:25	4	12	1	4	6	6	1	0	1	5	1	3	1	0	15
12	Nick Calathes	14:26	1	3	0	0	0	2	0	2	2	0	1	0	0	0	2
13	Mike Miller	19:59	1	3	0	2	0	0	1	1	2	1	0	1	0	0	2
30	Jon Leuer	24:47	3	10	0	0	0	0	2	5	7	3	4	0	2	0	6
22	Jamail Franklin	3:01	0	0	0	0	0	0	0	0	0	0	1	0	0	0	0
9	Tony Allen	DNP - Coach's Decision															
TOTALS:			29	77	3	13	20	26	11	27	38	16	19	8	16	1	81
PERCENTAGES:			37.7%		23.1%		76.9%			TM REB: 12							TOT TO: 17 (23 PTS)

SCORE BY PERIODS

	1	2	3	4	FINAL
Clippers	18	22	24	37	101
GRIZZLIES	20	22	11	28	81

Inactive: Clippers - Wayne Grizzlies - Gasol

Technical Fouls - Individual

Clippers: NONE

GRIZZLIES (2): Koufos 1:00 - Joergers 6:35 4th

Flagrant Fouls

Clippers: NONE

GRIZZLIES (1): 9:25 3rd Bayless-FLG1

Pts. in the Pt. Clippers 30 (16/30), GRIZZLIES 40 (20/41)

2nd Chance Pts. Clippers 12 (5/8), GRIZZLIES 11 (4/9)

FB Pts. Clippers 14 (6/11), GRIZZLIES 8 (2/4)

Biggest Lead Clippers 24, GRIZZLIES 8

Lead Changes 3

Times Tied 5

18

Copyright (c) 2013 NBA Properties, INC. All Rights Reserved

NATIONAL BASKETBALL ASSOCIATION													OFFICIAL SCORER'S REPORT				
12/11/2013 FedExForum, Memphis, TN													FINAL BOX				
Officials: #29 Mark Lindsay, #36 David Jones, #70 Brent Barnaky													Time of Game: 2:16				
													Attendance: 16,345				
VISITOR: Oklahoma City Thunder (17-4)																	
NO	PLAYER	MIN	FG	FGA	3P	3PA	FT	FTA	OR	DR	TOT	A	PF	ST	TO	BS	PTS
35	Kevin Durant	F 34:01	6	12	1	1	5	5	1	5	6	3	3	2	3	1	18
9	Serge Ibaka	F 32:02	6	14	0	1	0	0	0	7	7	3	3	0	3	2	12
5	Kendrick Perkins	C 13:39	0	1	0	0	0	0	0	1	1	2	2	4	0	0	0
21	Andre Roberson	G 19:08	2	3	1	1	2	2	2	2	4	0	4	1	3	0	7
0	Russell Westbrook	G 27:26	7	12	2	5	11	11	1	5	6	9	1	2	3	0	27
11	Jeremy Lamb	27:47	7	9	3	4	1	1	0	2	2	1	2	0	2	0	18
12	Steven Adams	15:52	1	2	0	0	1	2	2	3	5	0	4	1	3	0	3
4	Nick Collison	16:55	2	2	0	0	1	2	0	4	4	1	1	0	1	2	5
15	Perry Jackson	22:55	6	10	1	4	4	4	0	3	3	2	2	0	1	0	17
6	Derek Fisher	12:41	1	2	1	2	1	2	0	0	0	1	2	2	1	0	4
3	Raggio Jones	11:50	2	4	0	0	1	4	1	1	2	0	0	0	0	0	5
34	Hasheem Thabeet	5:44	0	0	0	0	0	0	0	1	1	0	1	0	1	0	0
8	Ryan Gomes	DNP - Coach's Decision															
TOTALS:			40	71	9	18	27	33	8	34	42	22	27	8	21	5	116
PERCENTAGES:			56.3%		50.0%		81.8%		TM REB: 6			TOT TOT: 21 (18 PTS)					
HOME: MEMPHIS GRIZZLIES (10-11)																	
NO	PLAYER	MIN	FG	FGA	3P	3PA	FT	FTA	OR	DR	TOT	A	PF	ST	TO	BS	PTS
21	Tayshaun Prince	F 28:35	2	6	0	0	0	2	1	2	3	1	0	2	1	0	4
50	Zach Randolph	F 30:49	5	12	0	0	7	12	1	7	8	1	2	2	2	0	17
41	Kosta Koufos	C 30:55	3	10	0	0	6	6	3	4	7	1	6	0	1	1	12
7	Jerryd Bayless	G 19:35	5	10	0	2	1	2	0	0	0	0	3	0	0	0	11
11	Mike Conley	G 35:11	7	13	2	5	4	4	0	2	2	9	1	0	3	0	20
22	Jamaal Franklin	16:58	2	6	0	1	2	2	0	1	1	0	4	2	1	0	6
30	Jon Leuer	31:53	5	14	2	3	5	5	1	5	6	2	5	2	2	2	17
13	Mike Miller	28:53	3	8	2	4	1	1	2	3	5	1	2	1	0	0	9
12	Nick Calathes	17:11	2	2	0	0	0	0	0	1	0	1	2	2	2	0	4
9	Tony Allen	DNP - Coach's Decision															
32	Ed Davis	DNP - Left Ankle Sprain															
20	Quincy Pondexter	DND - Tarsal Navicular Stress Fracture,															
TOTALS:			34	81	6	15	26	34	9	24	33	17	25	11	12	3	100
PERCENTAGES:			42.0%		40.0%		76.5%		TM REB: 11			TOT TOT: 15 (21 PTS)					
SCORE BY PERIODS																	
		1	2	3	4	FINAL											
Thunder		25	32	32	27	116											
GRIZZLIES		22	20	31	27	100											
Inactive: Thunder - Sefolosha Grizzlies - Gasol																	
Pts. in the Pt. Thunder 44 (22/35), GRIZZLIES 44 (22/44)																	
2nd Chance Pts. Thunder 8 (3/7), GRIZZLIES 8 (3/11)																	
FB Pts. Thunder 19 (9/13), GRIZZLIES 13 (5/5)																	
Biggest Lead Thunder 24, GRIZZLIES 5																	
Lead Changes 5																	
Times Tied 1																	

21

Copyright (c) 2013 NBA Properties, INC. All Rights Reserved

NATIONAL BASKETBALL ASSOCIATION

12/13/2013 New Orleans Arena, New Orleans, LA

Officials: #26 Pat Fraher, #27 Dick Bavetta, #8 Marc Davis

OFFICIAL SCORER'S REPORT

FINAL BOX

Time of Game: 2:08

Attendance: 15,516

VISITOR: Memphis Grizzlies (10-12)

NO	PLAYER	MIN	FG	FGA	3P	3PA	FT	FTA	OR	DR	TOT	A	PF	ST	TO	BS	PTS	
21	Tayshaun Prince	F 22:42	2	8	0	1	0	0	2	3	5	3	0	0	0	0	4	
50	Zach Randolph	F 27:39	6	12	0	0	1	2	1	9	10	3	4	0	4	0	13	
41	Kosta Koufos	C 13:51	3	5	0	0	0	0	2	4	6	0	2	0	0	0	6	
9	Tony Allen	G 24:24	3	9	0	1	0	0	1	4	5	2	2	0	1	0	6	
11	Mike Conley	G 35:19	6	16	2	6	4	6	0	1	7	1	7	1	0	0	18	
30	Jon Leuer	30:26	8	10	1	2	2	2	3	5	8	1	1	0	1	0	19	
7	Jerryd Bayless	21:57	3	6	1	2	0	0	1	0	1	2	3	2	2	0	7	
19	Mike Miller	27:19	3	5	2	3	2	2	1	0	1	4	0	0	0	0	10	
32	Ed Davis	23:42	5	8	0	0	2	2	1	2	3	0	2	1	2	2	12	
12	Nick Calathes	12:41	1	1	0	0	1	3	0	2	2	2	2	0	1	0	3	
22	Jameal Franklin	DNP - Coach's Decision																
20	Quincy Pondexter	NWT - Stress Fracture, Right Foot																
TOTALS:			40	80	6	15	12	17	12	30	42	24	17	3	11	2	98	
PERCENTAGES:			50.0%	40.0%	40.0%	70.6%	TM REB: 9			TOT TO: 11 (14 PTS)								

HOME: NEW ORLEANS PELICANS (11-10)

NO	PLAYER	MIN	FG	FGA	3P	3PA	FT	FTA	OR	DR	TOT	A	PF	ST	TO	BS	PTS	
0	Al-Farouq Aminu	F 32:09	4	8	0	1	2	2	0	5	5	1	0	0	0	3	10	
33	Ryan Anderson	F 39:26	7	19	2	9	2	2	3	4	7	2	2	0	1	1	18	
14	Jason Smith	C 32:25	3	7	0	0	1	2	1	4	5	0	1	0	0	1	7	
10	Eric Gordon	G 36:01	10	12	3	3	2	2	0	4	4	4	0	1	2	1	25	
11	Jrue Holiday	G 37:04	7	14	3	7	3	4	0	2	2	12	2	1	0	0	20	
17	Lou Amundson	18:19	3	4	0	0	1	2	4	3	7	0	3	0	0	2	7	
1	Tyrece Evans	12:22	0	0	0	0	6	6	0	0	0	1	1	1	1	0	6	
3	Anthony Morrow	18:34	5	9	1	2	0	0	0	0	0	2	1	0	0	0	11	
25	Austin Rivers	13:40	0	3	0	0	0	0	0	1	1	0	2	0	0	0	0	
2	Darius Miller	DNP - Coach's Decision																
22	Brian Roberts	DNP - Coach's Decision																
5	Jeff Withey	DNP - Coach's Decision																
TOTALS:			39	76	9	22	17	20	8	23	31	22	12	3	6	5	104	
PERCENTAGES:			51.3%	40.9%	85.0%	TM REB: 3			TOT TO: 6 (14 PTS)									

SCORE BY PERIODS

	1	2	3	4	FINAL
Grizzlies	34	20	11	33	98
Pelicans	26	29	27	22	104

Inactive: Grizzlies - Gasol Pelicans - Davis, Siemerna

Pts. in the Pt. Grizzlies 46 (23/40), PELICANS 32 (16/31)

2nd Chance Pts. Grizzlies 13 (6/11), PELICANS 9 (3/7)

FB Pts. Grizzlies 2 (1/1), PELICANS 11 (4/7)

Biggest Lead Grizzlies 10, PELICANS 19

Lead Changes 5

Times Tied 5

Copyright (c) 2013 NBA Properties, INC. All Rights Reserved

22

NATIONAL BASKETBALL ASSOCIATION

12/15/2013 FedExForum, Memphis, TN

Officials: #10 Ron Garretson, #31 Scott Wolf, #74 Curtis Blair

OFFICIAL SCORER'S REPORT

FINAL BOX

Time of Game: 2:10

Attendance: 15,417

VISITOR: Minnesota Timberwolves (12-12)

NO	PLAYER	MIN	FG	FGA	3P	3PA	FT	FTA	OR	DR	TOT	A	PF	ST	TO	BS	PTS		
13	Cory Brewer	F 37:02	4	8	1	4	0	2	2	10	12	2	1	3	1	0	9		
42	Kevin Love	F 37:44	11	21	4	8	4	4	2	7	9	4	1	0	3	3	30		
14	Nikola Pekovic	C 27:41	6	12	0	0	7	8	2	3	5	1	5	0	0	1	19		
23	Kevin Martin	G 19:20	0	3	0	2	0	0	0	1	1	2	0	0	0	0	0		
9	Ricky Rubio	G 33:58	3	9	2	3	4	5	0	2	2	4	3	2	3	0	12		
33	Dante Cunningham	24:50	2	7	0	0	0	2	3	5	8	2	2	0	0	1	4		
	Alexey Shved	12:47	2	4	1	2	1	1	0	1	1	0	1	0	0	0	6		
11	Jose Juan Barea	22:58	6	10	3	5	2	2	0	0	0	5	4	2	2	0	15		
12	Luc Mbah a Moute	5:45	1	2	0	0	1	1	0	0	0	0	0	0	0	0	3		
6	Robbie Hummel	17:55	1	3	1	2	0	0	1	5	6	2	0	0	0	0	3		
5	Gorgul Dlang	DNP - Coach's Decision																	
15	Shabazz Muhammad	DNP - Coach's Decision																	
22	A.J. Price	DNP - Coach's Decision																	
TOTALS:			35	79	12	26	19	25	10	34	44	22	17	7	9	5	101		
PERCENTAGES:			44.3%		46.2%		76.0%		TM REB: 5				TOT TO: 9 (11 PTS)						

HOME: MEMPHIS GRIZZLIES (10-13)

NO	PLAYER	MIN	FG	FGA	3P	3PA	FT	FTA	OR	DR	TOT	A	PF	ST	TO	BS	PTS		
21	Tayshaun Prince	F 26:03	1	5	0	0	0	0	0	4	4	1	1	3	1	0	2		
50	Zach Randolph	F 38:59	7	19	0	0	6	8	5	7	12	5	5	1	3	0	20		
41	Kosta Koufos	C 15:46	1	4	0	0	0	0	0	2	2	0	2	0	0	0	2		
9	Tony Allen	G 26:03	3	4	0	0	1	2	3	4	7	3	1	1	1	1	7		
11	Mike Conley	G 36:43	12	20	4	8	0	1	0	5	5	3	2	0	4	1	28		
13	Mike Miller	25:22	2	5	0	2	1	1	0	1	1	0	1	0	0	0	5		
30	Jon Leuer	29:37	7	13	1	3	0	0	5	4	9	0	4	0	0	0	15		
7	Jerryd Bayless	26:48	4	9	0	2	6	8	0	4	4	3	2	0	0	0	14		
12	Nick Calathes	7:45	0	2	0	0	0	0	0	2	2	2	0	0	0	0	0		
32	Ed Davis	6:54	0	2	0	0	0	0	1	1	1	0	2	0	0	0	0		
22	Jamaal Franklin	DNP - Coach's Decision																	
20	Quincy Pondexter	NWT - Tarsal navicular stress fracture,																	
TOTALS:			37	83	5	15	14	20	13	34	47	17	20	5	9	2	93		
PERCENTAGES:			44.0%		33.3%		70.0%		TM REB: 6				TOT TO: 10 (14 PTS)						

SCORE BY PERIODS

	1	2	3	4	FINAL
Timberwolves	28	26	21	24	101
GRIZZLIES	17	29	27	20	93

Inactive: Timberwolves - Budinger, Turiaf Grizzlies - Gasol

Technical Fouls - Defensive Three Second

Timberwolves (1): 6:32 2nd

GRIZZLIES: NONE

Flagrant Fouls

Timberwolves: NONE

GRIZZLIES (1): 9:19 4th Davis-FLG1

Pts. In the Pt. Timberwolves 38 (19/31), GRIZZLIES 50 (25/54)

Biggest Lead Timberwolves 19, GRIZZLIES 2

2nd Chance Pts. Timberwolves 5 (2/9), GRIZZLIES 14 (7/12)

Lead Changes 1

FB Pts. Timberwolves 10 (4/8), GRIZZLIES 8 (4/6)

Times Tied 2

23

Copyright (c) 2013 NBA Properties, INC. All Rights Reserved

NATIONAL BASKETBALL ASSOCIATION

OFFICIAL SCORER'S REPORT

FINAL BOX

12/17/2013 FedExForum, Memphis, TN

Attendance: 17,217

Officials: #38 Michael Smith, #41 Ken Maurer, #68 Marat Kogut

VISITOR: Los Angeles Lakers (12-13)																	
NO	PLAYER	MIN	FG	FGA	3P	3PA	FT	FTA	OR	DR	TOT	A	PF	ST	TO	BS	PTS
11	Wesley Johnson	F 31:42	3	8	0	3	1	1	2	3	5	6	1	1	1	1	7
27	Jordan Hill	F 7:31	1	2	0	0	0	0	0	2	2	0	4	0	1	0	2
16	Pau Gasol	C 32:38	9	12	0	0	3	5	0	9	9	2	1	0	2	3	21
20	Jodie Meeks	G 33:45	5	10	3	8	0	0	0	2	2	0	1	2	1	0	13
24	Kobe Bryant	G 32:38	9	18	1	1	2	2	1	4	5	4	1	1	4	1	21
3	Shawne Williams	30:28	2	5	0	1	0	0	1	4	5	2	2	0	2	0	4
0	Nick Young	33:33	6	11	3	6	3	3	0	3	3	1	2	1	1	1	18
7	Xavier Henry	19:40	2	8	0	3	1	2	0	3	3	1	3	2	2	1	5
5	Robert Sacre	18:07	0	1	0	0	5	6	0	3	3	0	3	1	0	3	5
1	Steve Blake	NWT - Ulnar Collateral Ligament Tear															
1	Jordan Farmar	DND - Hamstring Tear															
9	Chris Kaman	DNP - Coach's Decision															
4	Ryan Kelly	DNP - Coach's Decision															
TOTALS:			37	75	7	22	15	19	4	33	37	16	18	8	14	10	96
PERCENTAGES:			49.3%		31.8%		78.9%		TM REB: 8			TOT TO: 14 (12 PTS)					

HOME: MEMPHIS GRIZZLIES (10-14)																	
NO	PLAYER	MIN	FG	FGA	3P	3PA	FT	FTA	OR	DR	TOT	A	PF	ST	TO	BS	PTS
21	Tayshaun Prince	F 9:09	0	1	0	0	0	0	0	1	1	0	1	0	1	0	0
50	Zach Randolph	F 34:53	7	22	0	0	4	4	6	10	16	5	3	2	1	0	18
41	Kosta Koufos	C 13:03	1	5	0	0	0	0	4	2	6	0	1	0	1	0	2
9	Tony Allen	G 30:20	6	13	0	2	4	6	3	4	7	5	1	2	1	1	16
7	Jerryd Bayless	G 28:14	6	13	0	1	1	1	1	0	2	2	2	2	1	0	13
30	Jon Leuer	27:28	5	9	3	4	0	0	0	2	5	7	1	1	1	2	13
22	Jamaal Franklin	21:19	0	5	0	2	0	0	0	2	2	1	3	0	1	0	0
13	Mike Miller	29:50	4	10	1	5	0	0	0	2	2	5	0	1	2	0	9
12	Nick Calathes	19:47	4	6	1	1	1	2	0	2	2	1	3	2	2	0	10
32	Ed Davis	21:43	4	6	0	0	1	2	3	1	4	0	3	1	3	0	9
3	James Johnson	4:16	0	1	0	1	2	2	0	0	0	0	0	0	0	0	2
11	Mike Conley	DND - Left Thigh Contusion															
TOTALS:			37	91	5	16	13	17	18	31	49	20	18	10	14	2	92
PERCENTAGES:			40.7%		31.3%		76.5%		TM REB: 8			TOT TO: 15 (18 PTS)					

SCORE BY PERIODS	1	2	3	4	FINAL
Lakers	34	18	15	29	96
GRIZZLIES	24	23	20	25	92

Inactive: Lakers - Nash Grizzlies - Gasol, Pondexter

Pts. in the Pl. Lakers 44 (22/32), GRIZZLIES 48 (24/56)

2nd Chance Pts. Lakers 3 (3/4), GRIZZLIES 16 (8/19)

FB Pts. Lakers 10 (5/6), GRIZZLIES 11 (4/8)

Biggest Lead Lakers 15, GRIZZLIES 2

Lead Changes 5

Times Tied 7

24

Copyright (c) 2013 NBA Properties, INC. All Rights Reserved

NATIONAL BASKETBALL ASSOCIATION

12/29/2013 FedExForum, Memphis, TN

Officials: #14 Ed Malloy, #18 Matt Boland, #76 Steven Anderson

OFFICIAL SCORER'S REPORT

FINAL BOX

Time of Game: 2:10

Attendance: 17,017

VISITOR: Denver Nuggets (14-15)

NO	PLAYER	MIN	FG	FGA	3P	3PA	FT	FTA	OR	DR	TOT	A	PF	ST	TO	BS	PTS	
21	Wilson Chandler	F 33:49	6	14	3	6	4	6	1	3	4	2	3	0	1	1	19	
7	JJ Hickson	F 34:00	5	9	0	0	0	0	2	4	6	2	3	1	0	1	10	
25	Timofey Mozgov	C 32:00	1	3	0	0	2	2	1	1	2	1	1	0	1	1	4	
1	Jordan Hamilton	G 26:08	4	8	2	6	2	2	0	2	2	0	2	0	1	1	12	
3	Ty Lawson	G 33:17	8	14	0	1	4	4	0	3	3	8	2	3	6	0	20	
10	Nate Robinson	17:33	4	8	3	5	0	0	1	1	2	0	3	0	4	0	11	
35	Kenneth Faried	12:50	0	3	0	0	0	3	4	1	1	2	0	0	0	0	1	
15	Anthony Randolph	10:26	0	2	0	0	2	2	0	0	0	0	1	1	0	0	2	
24	Andre Miller	11:05	1	1	0	0	2	3	0	1	1	2	2	0	0	2	4	
4	Randy Foye	13:44	3	5	1	3	4	5	0	1	1	2	1	0	1	0	11	
30	Quincy Miller	10:49	1	2	1	1	0	0	0	2	2	0	0	0	0	0	3	
44	Evan Fournier	4:19	0	1	0	0	0	0	0	0	0	0	0	0	0	0	0	
00	Darrell Arthur	DNP - Coach's Decision																
TOTALS:			33	70	10	22	23	28	6	19	25	17	18	5	14	7	99	
PERCENTAGES:			47.1%	45.5%	82.1%	TM REB: 11		TOT TO: 16 (29 PTS)										

HOME: MEMPHIS GRIZZLIES (13-16)

NO	PLAYER	MIN	FG	FGA	3P	3PA	FT	FTA	OR	DR	TOT	A	PF	ST	TO	BS	PTS	
21	Tayshaun Prince	F 24:00	4	7	0	0	1	2	2	3	5	2	0	1	1	0	9	
50	Zach Randolph	F 30:34	8	15	0	0	4	4	1	5	6	5	2	1	0	0	20	
41	Kosta Koufos	C 25:54	4	10	0	0	1	1	7	5	12	0	3	2	2	1	9	
9	Tony Allen	G 26:58	3	10	0	1	0	1	2	3	5	2	2	1	0	0	6	
11	Mike Conley	G 30:48	5	14	1	5	3	4	3	3	6	4	2	2	2	0	14	
32	Ed Davis	22:50	6	8	0	0	5	8	1	0	1	1	4	1	0	1	17	
7	Jerryd Bayless	20:46	6	10	2	5	1	2	0	2	2	1	3	0	0	0	15	
13	Mike Miller	21:15	4	6	3	5	0	0	0	1	1	4	1	2	1	0	11	
3	James Johnson	22:30	5	7	1	2	3	3	4	7	6	2	1	0	1	0	14	
30	Jon Leuer	9:03	2	3	1	1	0	0	0	1	1	0	2	1	0	0	5	
22	Jamaal Franklin	2:42	0	1	0	0	0	0	0	0	0	0	1	0	1	0	0	
12	Nick Calathes	2:42	0	0	0	0	0	0	0	0	0	1	0	0	0	0	0	
1	Seth Curry	DNP - Coach's Decision																
TOTALS:			47	91	8	19	18	25	19	27	46	26	22	12	7	3	120	
PERCENTAGES:			51.6%	42.1%	72.0%	TM REB: 11		TOT TO: 9 (12 PTS)										

SCORE BY PERIODS

	1	2	3	4	FINAL
Nuggets	29	27	16	27	99
GRIZZLIES	27	28	30	35	120

Inactive: Nuggets - Gallinari, McGee Grizzlies - Gasol, Pondexter

Technical Fouls - Individual

Nuggets (1): Robinson 9:15 4th

GRIZZLIES (1): Bayless 9:15 4th

Pts. in the Pt. Nuggets 30 (15/25), GRIZZLIES 54 (27/50)

2nd Chance Pts. Nuggets 9 (3/6), GRIZZLIES 20 (9/20)

FB Pts. Nuggets 13 (4/5), GRIZZLIES 16 (6/8)

Biggest Lead: Nuggets 7, GRIZZLIES 26

Lead Changes: 6

Times Tied: 10

29

Copyright (c) 2013 NBA Properties, INC. All Rights Reserved

29

Copyright (c) 2013 NBA Properties, INC. All Rights Reserved

NATIONAL BASKETBALL ASSOCIATION

12/30/2013 FedExForum, Memphis, TN

Officials: #25 Tony Brothers, #42 Eric Lewis, #50 Olandis Poole

OFFICIAL SCORER'S REPORT

FINAL BOX

Time of Game: 2:22

Attendance: 17,888

VISITOR: Chicago Bulls (12-17)

NO	PLAYER	MIN	FG	FGA	3P	3PA	FT	FTA	OR	DR	TOT	A	PF	ST	TO	BS	PTS	
34	Mike Dunleavy	F 26:22	2	5	0	2	3	3	1	3	4	1	0	2	1	0	7	
5	Carlos Boozer	F 31:03	9	16	0	0	3	4	3	7	10	0	2	1	4	0	21	
13	Joakim Noah	C 32:01	2	9	0	0	4	5	3	7	10	0	4	3	4	3	8	
21	Jimmy Butler	G 40:47	6	10	2	3	12	14	0	4	4	2	3	0	2	0	26	
12	Kirk Hinrich	G 30:48	1	3	1	1	3	6	1	1	2	4	4	1	1	1	6	
22	Taj Gibson	28:43	3	7	0	0	3	4	0	3	3	0	4	1	4	5	9	
20	Tony Snell	17:27	3	5	1	2	1	2	0	1	1	0	0	0	0	0	8	
14	D.J. Augustin	28:37	2	8	2	7	4	4	0	1	1	9	3	4	4	0	10	
48	Nazr Mohammed	4:13	0	2	0	0	0	0	0	1	1	2	0	1	0	1	0	
9	Luol Deng	DND - Left Achilles																
31	Erik Murphy	DNP - Coach's Decision																
TOTALS:			28	65	6	15	33	42	9	28	37	16	21	13	20	10	95	
PERCENTAGES:			43.1%			40.0%		78.6%				TM REB: 12	TOT TO: 21 (24 PTS)					

HOME: MEMPHIS GRIZZLIES (13-17)

NO	PLAYER	MIN	FG	FGA	3P	3PA	FT	FTA	OR	DR	TOT	A	PF	ST	TO	BS	PTS	
21	Tayshaun Prince	F 19:32	1	2	0	0	1	2	0	2	2	0	1	0	2	0	3	
50	Zach Randolph	F 32:37	4	15	0	0	2	2	5	5	10	3	3	0	5	0	10	
41	Kosta Koufos	C 30:05	6	8	0	0	0	0	0	1	2	3	0	5	1	1	12	
9	Tony Allen	G 34:15	5	7	0	0	3	4	0	0	0	0	3	2	4	1	13	
11	Mike Conley	G 38:09	9	19	0	2	8	10	3	3	6	9	2	6	1	0	26	
32	Ed Davis	23:28	3	4	0	0	2	4	0	4	4	0	4	2	1	1	8	
3	James Johnson	24:11	4	13	0	2	5	6	3	7	10	3	6	2	1	3	13	
7	Jerryd Bayless	19:57	2	5	0	0	0	0	0	1	1	1	2	0	3	0	4	
13	Mike Miller	16:02	1	2	0	1	0	0	0	0	0	2	1	0	0	0	2	
30	Jon Leuer	3:19	0	3	0	0	0	0	0	1	1	1	0	0	2	0	0	
12	Nick Calathes	DNP - Coach's Decision																
1	Seth Curry	DNP - Coach's Decision																
22	Jamail Franklin	DNP - Coach's Decision																
TOTALS:			35	78	0	5	21	28	12	25	37	19	27	13	20	6	91	
PERCENTAGES:			44.9%			00.0%		75.0%				TM REB: 10	TOT TO: 21 (28 PTS)					

SCORE BY PERIODS

	1	2	3	4	FINAL
Bulls	17	29	25	24	95
GRIZZLIES	22	22	20	27	91

Inactive: Bulls - Rose, Teague GRIZZLIES - Gasol, Ponderexter

Technical Fouls - Individual

Bulls (1): Thibodeau 5:19 4th

GRIZZLIES: NONE

Pts. in the Pt. Bulls 34 (17/35), GRIZZLIES 52 (26/52)

2nd Chance Pts. Bulls 8 (4/10), GRIZZLIES 10 (3/12)

FB Pts. Bulls 15 (5/6), GRIZZLIES 14 (7/11)

Biggest Lead Bulls 18, GRIZZLIES 8

Lead Changes 5

Times Tied 5

30

Copyright (c) 2014 NBA Properties, INC. All Rights Reserved

NATIONAL BASKETBALL ASSOCIATION

OFFICIAL SCORER'S REPORT

FINAL BOX

1/5/2014 Palace of Auburn Hills, Detroit, MI

Officials: #32 Eddie F. Rush, #38 Michael Smith, #41 Ken Maurer

Time of Game: 2:07

Attendance: 14,134

VISITOR: Memphis Grizzlies (15-18)

NO	PLAYER	MIN	FG	FGA	3P	3PA	FT	FTA	OR	DR	TOT	A	PF	ST	TO	BS	PTS	
21	Tayshaun Prince	F 32:24	6	11	1	1	2	2	0	4	4	4	0	0	1	0	15	
50	Zach Randolph	F 33:02	8	18	0	0	0	1	4	12	16	5	3	0	1	0	16	
41	Kosta Koufos	C 24:32	3	10	0	0	2	2	5	4	9	0	4	0	1	2	8	
13	Mike Miller	G 17:31	1	3	0	2	4	4	1	3	4	2	0	0	0	0	6	
11	Mike Conley	G 32:17	6	14	3	6	0	0	0	2	2	6	2	0	2	0	15	
32	Ed Davis	17:11	7	11	0	0	3	5	5	6	11	0	2	0	3	1	17	
30	Jon Leuer	21:15	8	13	2	2	5	6	4	4	8	1	2	1	1	0	23	
7	Jerryd Bayless	26:24	3	7	2	3	2	2	0	3	3	5	0	0	0	0	10	
3	James Johnson	15:36	0	2	0	0	0	0	0	2	2	3	0	0	0	1	0	
12	Nick Calathes	15:43	1	3	0	1	0	0	0	0	0	5	2	3	1	0	2	
1	Seth Curry	4:05	0	0	0	0	0	0	0	0	0	0	0	0	0	0	0	
9	Tony Allen	DNP - Coach's Decision																
TOTALS:			43	92	8	15	18	22	19	40	59	31	15	4	10	4	112	
PERCENTAGES:			46.7%	53.3%	81.8%	TM REB: 5		TOT TO: 12 (13 PTS)										

HOME: DETROIT PISTONS (14-20)

NO	PLAYER	MIN	FG	FGA	3P	3PA	FT	FTA	OR	DR	TOT	A	PF	ST	TO	BS	PTS	
6	Josh Smith	F 35:16	6	17	0	2	1	2	0	9	9	3	3	0	0	2	13	
10	Greg Monroe	F 34:43	8	17	0	0	3	5	2	6	8	2	2	0	1	0	19	
0	Andre Drummond	C 35:42	6	10	0	0	3	8	7	7	14	2	4	1	1	2	15	
5	Kentavious Caldwell-Pope	G 26:41	6	8	2	2	0	0	0	1	1	0	1	1	1	0	14	
7	Brandon Jennings	G 35:02	2	14	0	6	0	0	1	1	2	11	1	2	2	0	4	
1	Chauncey Billups	13:56	1	2	0	1	0	0	0	0	0	0	3	0	2	0	2	
25	Kyle Singler	13:45	2	3	1	1	2	4	1	1	2	0	5	0	2	0	7	
12	Will Bynum	21:18	3	11	1	4	0	0	1	1	2	4	0	0	0	2	7	
33	Jonas Jerebko	12:00	1	2	0	0	1	1	0	4	4	0	0	0	0	0	3	
55	Josh Harrellson	6:20	0	1	0	1	0	0	0	0	0	0	1	0	0	1	0	
13	Gigi Datome	5:17	0	1	0	0	0	0	0	1	1	1	0	0	0	0	0	
3	Rodney Stuckey	DND - SORE SHOULDER																
31	Charlie Villanueva	DNP - Coach's Decision																
TOTALS:			35	86	4	17	10	20	12	31	43	23	20	4	11	5	84	
PERCENTAGES:			40.7%	53.5%	50.0%	TM REB: 7		TOT TO: 11 (23 PTS)										

SCORE BY PERIODS

	1	2	3	4	FINAL
Grizzlies	28	23	26	33	112
PISTONS	27	29	11	17	84

Inactive: Grizzlies - Franklin, Gasol, Ponder, Pistons - Mitchell, Silva

Technical Fouls - Individual

Grizzlies (1): Davis 7:47 4th

PISTONS (2): Drummond 7:43 3rd, Jennings 7:47 4th

Technical Fouls - Defensive Three Second

Grizzlies (1): 9:28 4th

PISTONS (1): 8:42 1st

Pts. in the Pt. Grizzlies 50 (25/49), PISTONS 46 (23/47)

2nd Chance Pts. Grizzlies 24 (9/17), PISTONS 14 (5/9)

FB Pts. Grizzlies 7 (2/3), PISTONS 18 (8/11)

Biggest Lead Grizzlies 28, PISTONS 10

Lead Changes 10

Times Tied 5

33

Copyright (c) 2014 NBA Properties, INC. All Rights Reserved

33

Copyright (c) 2014 NBA Properties, INC. All Rights Reserved

NATIONAL BASKETBALL ASSOCIATION

OFFICIAL SCORER'S REPORT

FINAL BOX

1/7/2014 FedExForum, Memphis, TN

Officials: #16 David Guthrie, #34 Kevin Cutler, #49 Tom Washington

Time of Game: 2:33

Attendance: 15,916

VISITOR: San Antonio Spurs (27-8)

NO	PLAYER	MIN	FG	FGA	3P	3PA	FT	FTA	OR	DR	TOT	A	PF	ST	TO	BS	PTS	
2	Kawhi Leonard	F 32:36	7	9	2	4	1	3	1	5	6	1	1	2	1	0	17	
21	Tim Duncan	F 38:19	9	16	0	0	6	8	2	15	17	4	2	1	5	2	24	
11	Jeff Ayres	C 22:23	1	1	0	0	0	0	2	1	3	1	3	0	1	1	2	
3	Marco Belinelli	G 29:55	8	15	2	4	1	2	0	4	4	4	4	3	0	4	19	
9	Tony Parker	G 40:20	5	12	0	2	0	0	0	2	6	2	6	2	0	3	1	
20	Manu Ginobili	32:39	3	12	0	5	3	5	1	1	2	6	2	2	2	1	0	
33	Boris Diaw	25:56	5	6	1	1	0	0	2	1	3	1	1	1	2	0	11	
8	Patty Mills	12:41	3	4	1	1	4	4	0	1	1	1	1	0	0	0	11	
15	Matt Bonner	7:10	0	0	0	0	0	0	0	0	0	0	0	1	0	0	0	
4	Danny Green	23:02	2	8	1	7	2	3	1	5	6	0	0	3	0	1	7	
16	Aron Baynes	DNP - Coach's Decision																
5	Cory Joseph	DNP - Coach's Decision																
22	Tiago Splitter	NWT - Right shoulder sprain																
TOTALS:			43	83	7	24	17	25	9	35	44	24	16	9	17	5	110	
PERCENTAGES:			51.8%		29.2%		66.0%		TM REB: 9		TOT TO: 16 (24 PTS)							

HOME: MEMPHIS GRIZZLIES (15-19)

NO	PLAYER	MIN	FG	FGA	3P	3PA	FT	FTA	OR	DR	TOT	A	PF	ST	TO	BS	PTS	
21	Tayshaun Prince	F 27:18	4	9	0	0	0	0	0	1	1	4	4	1	0	0	8	
50	Zach Randolph	F 40:48	7	18	0	0	3	4	3	5	8	1	4	0	1	0	17	
41	Kosta Koufos	C 13:10	4	6	0	0	0	0	2	4	6	0	3	0	1	0	8	
13	Mike Kuffos	G 23:34	0	2	0	0	1	2	0	0	0	3	1	0	0	0	1	
11	Mike Conley	G 41:37	12	23	3	5	3	5	1	5	6	5	1	3	4	0	30	
30	Jon Leuer	26:46	5	7	0	1	0	0	2	7	9	1	3	1	1	0	10	
3	James Johnson	32:19	7	18	1	6	0	0	2	2	4	5	2	1	3	2	15	
32	Ed Davis	22:23	2	3	0	0	2	2	2	2	4	1	3	0	1	2	6	
12	Nick Calathes	11:23	0	3	0	0	1	2	0	0	0	0	1	1	0	0	0	
5	Courtney Lee	25:43	5	10	2	5	0	0	0	2	2	1	2	1	0	1	12	
9	Tony Allen	DNP - Coach's Decision																
22	Jamaal Franklin	DNP - Coach's Decision																
TOTALS:			46	99	6	17	10	15	12	28	40	22	24	7	11	5	108	
PERCENTAGES:			46.5%		35.3%		66.7%		TM REB: 13		TOT TO: 11 (22 PTS)							

SCORE BY PERIODS

	1	2	3	4	TOT	FINAL
Spurs	25	28	21	24	12	110
GRIZZLIES	22	19	23	34	10	108

Inactive: Spurs - De Colo, Thomas Grizzlies - Gasol, Ponderster

Technical Fouls - Individual

Spurs: NONE

GRIZZLIES (1): Joergel 0:46.7 3rd

Pts. In the Pt. Spurs 50 (25/35), GRIZZLIES 58 (29/52)

2nd Chance Pts. Spurs 10 (3/7), GRIZZLIES 17 (8/14)

FB Pts. Spurs 17 (6/11), GRIZZLIES 16 (7/10)

Biggest Lead Spurs 16, GRIZZLIES 2

Lead Changes 4

Times Tied 7

34

Copyright (c) 2014 NBA Properties, INC. All Rights Reserved

NATIONAL BASKETBALL ASSOCIATION

OFFICIAL SCORER'S REPORT

FINAL BOX

1/31/2014 Target Center, Minneapolis, MN

Officials: #43 Dan Crawford, #56 Josh Tiven, #72 JT Orr

VISITOR: Memphis Grizzlies (25-20)

Time of Game: 2:04

Attendance: 17,429

NO	PLAYER	MIN	FG	FGA	3P	3PA	FT	FTA	OR	DR	TOT	A	PF	ST	TO	BS	PTS	
21	Tayshaun Prince	F 33:17	5	11	1	4	0	2	2	3	5	1	2	0	2	0	11	
50	Zach Randolph	F 40:05	11	20	0	0	4	7	4	8	12	4	1	1	1	0	26	
33	Marc Gasol	C 40:13	4	10	0	0	1	1	0	6	6	2	2	1	1	2	9	
5	Courtney Lee	G 34:01	5	7	1	1	5	7	1	4	5	1	1	1	2	1	16	
11	Mike Conley	G 29:49	4	14	0	2	4	4	0	3	8	0	3	0	0	0	12	
12	Nick Calathes	11:34	3	5	1	1	0	0	0	0	0	0	3	2	2	0	7	
32	Ed Davis	13:32	3	5	0	0	0	1	0	3	3	0	0	0	0	1	6	
3	James Johnson	12:33	1	4	0	0	0	0	2	1	3	2	1	1	1	2	2	
13	Mike Miller	24:56	2	4	1	2	0	0	0	1	1	1	1	0	0	0	5	
9	Tony Allen	DNP - Coach's Decision																
22	Jamail Franklin	DNP - Coach's Decision																
41	Kosta Koufos	DNP - Coach's Decision																
30	Jon Leuer	DNP - Coach's Decision																
TOTALS:			38	80	4	12	14	22	9	29	38	19	11	10	9	6	94	
PERCENTAGES:			47.5%		33.3%		63.6%		TM REB: 7				TOT TO: 11 (12 PTS)					

HOME: MINNESOTA TIMBERWOLVES (23-23)

NO PLAYER MIN FG FGA 3P 3PA FT FTA OR DR TOT A PF ST TO BS PTS

13	Corey Brewer	F 34:09	2	7	0	1	2	2	0	2	2	0	3	0	1	0	6	
42	Kevin Love	F 37:12	12	20	3	7	1	1	2	14	16	2	2	0	1	0	28	
32	Ronny Turiaf	C 28:06	3	4	0	0	1	2	2	8	10	2	2	1	2	1	7	
23	Kevin Martin	G 38:12	7	17	0	2	0	0	1	2	3	1	2	1	2	0	14	
9	Ricky Rubio	G 27:29	2	7	0	1	2	2	0	3	3	8	2	1	4	0	6	
5	Gorgul Dieng	12:35	0	1	0	0	0	0	2	1	3	0	2	1	2	2	0	
11	Jose Juan Barea	20:31	5	11	2	5	0	0	0	0	0	4	2	0	0	0	12	
10	Chase Budinger	17:52	1	5	1	5	0	0	0	2	2	1	2	0	0	0	3	
1	Alexey Shved	5:48	1	3	0	1	0	0	0	0	0	0	0	0	0	0	2	
33	Dante Cunningham	18:07	6	9	0	0	0	0	2	5	7	0	3	1	0	0	12	
12	Luc Mbah a Moute	DNP - Coach's Decision																
15	Shabazz Muhammad	DNP - Coach's Decision																
22	A.J. Price	DNP - Coach's Decision																
TOTALS:			39	84	6	22	6	7	9	37	46	18	20	5	14	4	90	
PERCENTAGES:			46.4%		27.3%		85.7%		TM REB: 5				TOT TO: 14 (13 PTS)					

SCORE BY PERIODS

	1	2	3	4	FINAL
Grizzlies	30	20	16	28	94
TIMBERWOLVES	22	15	30	23	90

Inactive: Grizzlies - Pondexter Timberwolves - Hummel, Pekovic

Technical Fouls - Individual

Grizzlies: NONE

Timberwolves (1): Rubio 1:16 2nd

Technical Fouls - Defensive Three Second

Grizzlies (1): 3:56 3rd

TIMBERWOLVES: NONE

Pts. in the Pt. Grizzlies 56 (28/46), TIMBERWOLVES 46 (23/39) Biggest Lead Grizzlies 16, TIMBERWOLVES 3

2nd Chance Pts. Grizzlies 13 (6/8), TIMBERWOLVES 13 (6/8) Lead Changes 10

FB Pts. Grizzlies 9 (2/3), TIMBERWOLVES 10 (3/8) Times Tied 5

45

Copyright (c) 2014 NBA Properties, INC. All Rights Reserved

NATIONAL BASKETBALL ASSOCIATION

OFFICIAL SCORER'S REPORT
FINAL BOX

2/1/2014 FedExForum, Memphis, TN

Officials: #24 Mike Callahan, #29 Mark Lindsay, #54 Nick Buchart

Time of Game: 2:14

Attendance: 17,017

VISITOR: Milwaukee Bucks (8-39)

NO	PLAYER	MIN	FG	FGA	3P	3PA	FT	FTA	OR	DR	TOT	A	PF	ST	TO	BS	PTS
22	Khris Middleton	F 31:52	3	8	2	4	4	4	1	1	2	1	2	2	3	0	12
7	Ersan Ilyasova	F 38:12	5	13	2	3	2	3	2	11	13	2	4	2	1	0	14
8	Larry Sanders	C 29:33	4	7	0	0	2	2	2	6	8	0	3	0	1	2	10
6	Nate Wolters	G 23:54	4	9	0	0	1	2	1	2	3	2	2	0	1	0	9
11	Branndon Knight	G 40:40	8	19	2	5	5	6	3	3	6	7	2	1	3	0	23
34	Giannis Antetokounmpo	20:25	1	3	1	2	0	0	0	0	0	1	1	1	2	0	3
3	Caron Butler	21:29	2	6	1	3	5	6	0	2	2	0	2	1	1	1	10
27	Zaza Pachulia	12:26	2	2	0	0	0	0	1	0	1	1	1	1	1	0	4
9	Miroslav Raduljica	8:14	0	1	0	0	2	2	1	1	2	1	3	0	0	0	2
12	Gary Neal	13:16	1	8	1	6	0	0	0	1	1	0	1	0	0	0	3
00	O.J. Mayo	NWT - Illness															
13	Luke Ridnour	DNP - Coach's Decision															
5	Elke Udoh	NWT - Sprained Left Ankle															
TOTALS:			30	76	9	23	21	25	11	27	38	15	21	8	13	3	90
PERCENTAGES:			39.5%	39.1%	84.0%	TM REB: 4			TOT TO: 13 (16 PTS)								

HOME: MEMPHIS GRIZZLIES (26-20)

NO	PLAYER	MIN	FG	FGA	3P	3PA	FT	FTA	OR	DR	TOT	A	PF	ST	TO	BS	PTS
21	Tayshaun Prince	F 22:58	0	5	0	0	0	0	0	3	3	3	2	1	0	0	0
50	Zach Randolph	F 33:40	8	19	0	0	7	8	6	4	10	3	1	0	1	0	23
33	Marc Gasol	C 31:21	9	15	0	0	1	4	1	5	6	2	4	0	1	2	19
5	Courtney Lee	G 39:39	3	9	1	2	1	1	0	5	5	7	3	0	3	0	8
12	Nick Calathes	G 40:07	8	12	4	5	2	3	0	5	5	3	2	1	0	0	22
22	Jamaal Franklin	4:28	0	0	0	0	0	0	0	0	0	1	1	0	1	1	0
41	Kosta Koufos	6:07	0	0	0	0	0	0	1	1	2	0	0	0	1	0	0
3	James Johnson	22:52	7	13	0	0	0	0	4	0	4	2	2	0	2	2	14
13	Mike Miller	14:11	1	3	1	3	2	2	0	3	3	0	1	1	2	0	5
32	Ed Davis	6:36	0	1	0	0	0	1	4	5	0	2	0	0	0	0	0
30	Jon Leuer	18:01	2	3	0	0	4	4	0	5	5	1	2	1	1	1	8
9	Tony Allen	DNP - Coach's Decision															
TOTALS:			38	79	6	10	17	22	13	35	48	22	20	4	12	6	99
PERCENTAGES:			46.1%	60.0%	77.3%	TM REB: 6			TOT TO: 12 (18 PTS)								

SCORE BY PERIODS	1	2	3	4	FINAL
Bucks	24	25	20	21	90
GRIZZLIES	17	26	24	32	99

Inactive: Bucks - Delfino, Henson GRIZZLIES - Conley, Pondexter

Technical Fouls - Individual

Bucks (1): Sanders 5:24 2nd

GRIZZLIES: NONE

Pts. in the Pt. Bucks 32 (16/34), GRIZZLIES 46 (23/45)

2nd Chance Pts. Bucks 13 (5/11), GRIZZLIES 15 (6/14)

FB Pts. Bucks 12 (4/9), GRIZZLIES 9 (4/8)

Biggest Lead Bucks 13, GRIZZLIES 12

Lead Changes 3

Times Tied 4

MEMO: GRIZZLIES: N. Calathes Career High PTS (prev. 11, 1/25/14 vs HOU)

MEMO: GRIZZLIES: C. Lee Career High AST (prev. 6, 2x, last on 4/6/11 @ NO)

46

Copyright (c) 2014 NBA Properties, INC. All Rights Reserved

NATIONAL BASKETBALL ASSOCIATION														OFFICIAL SCORER'S REPORT														
2/3/2014 Chesapeake Energy Arena, Oklahoma City, OK																												
Officials: #38 Michael Smith, #45 Brian Forte, #65 Sean Wright																												
														Time of Game: 2:23 Attendance: 18,202														
VISITOR: Memphis Grizzlies (26-21)																												
NO	PLAYER	MIN	FG	FGA	3P	3PA	FT	FTA	OR	DR	TOT	A	PF	ST	TO	BS	PTS											
21	Tayshaun Prince	F 28:39	2	10	0	2	0	0	0	0	0	5	1	0	0	0	4											
50	Zach Randolph	F 37:38	6	15	0	0	1	2	4	9	13	1	2	2	2	0	13											
33	Marc Gasol	C 37:36	5	11	0	0	3	4	0	3	3	1	2	0	1	0	13											
5	Courtney Lee	G 36:32	3	10	1	6	4	5	0	4	4	1	4	1	2	1	11											
12	Nick Calathes	G 28:48	4	11	0	4	0	0	1	2	3	3	3	4	0	0	8											
41	Kosta Koufos	13:45	3	6	0	0	0	1	2	3	1	4	0	3	1	0	1	7										
13	Mike Miller	23:54	4	9	1	2	2	2	1	0	1	1	0	0	0	1	0	11										
3	James Johnson	23:39	4	8	0	2	0	0	2	4	6	4	4	0	3	2	8											
32	Ed Davis	6:12	1	1	0	0	0	0	0	1	1	2	0	0	0	0	2											
22	Jermal Franklin	3:19	0	0	0	0	0	0	0	0	0	0	0	2	0	2	0											
9	Tony Allen	DNP - Coach's Decision																										
30	Jon Leuer	DNP - Coach's Decision																										
TOTALS:			32	81	2	16	11	15	11	24	35	18	21	8	11	4	77											
PERCENTAGES:			39.5%		12.5%		73.3%		TM REB: 13								TOT TO: 13 (10 PTS)											
HOME: OKLAHOMA CITY THUNDER (39-11)																												
NO	PLAYER	MIN	FG	FGA	3P	3PA	FT	FTA	OR	DR	TOT	A	PF	ST	TO	BS	PTS											
3	Kevin Durant	F 40:11	11	21	2	7	7	10	2	6	8	8	2	1	5	1	31											
9	Serge Ibaka	F 37:02	10	17	0	1	1	1	3	9	12	1	3	0	1	1	21											
5	Kendrick Perkins	C 25:24	0	1	0	0	1	2	0	8	8	0	4	1	3	2	1											
15	Thabo Sefolosha	G 30:28	2	5	1	3	2	3	0	2	2	2	0	1	1	0	7											
25	Reggie Jackson	G 33:31	6	15	0	2	0	0	0	2	2	2	1	1	3	0	12											
6	Derek Fisher	14:29	1	3	1	2	0	0	0	0	1	1	0	1	0	1	0	3										
12	Steven Adams	22:36	1	2	0	0	1	4	3	2	5	1	5	1	1	4	3											
11	Jeremy Lamb	12:18	2	6	0	1	0	1	0	1	1	1	3	1	0	0	4											
21	Andre Roberson	0:18	0	0	0	0	0	0	0	1	1	0	0	0	0	0	0											
4	Nick Collison	10:49	1	2	0	0	0	0	2	1	3	2	1	0	0	1	2											
3	Perry Jones	12:53	0	4	0	2	2	2	0	1	1	0	0	1	1	0	2											
34	Hasheem Thabeet	DNP - Coach's Decision																										
TOTALS:			34	76	4	18	14	23	10	34	44	17	20	7	16	9	86											
PERCENTAGES:			44.7%		22.2%		60.9%		TM REB: 12								TOT TO: 16 (13 PTS)											
SCORE BY PERIODS																												
		1	2	3	4	FINAL																						
Grizzlies		18	18	25	16	77																						
THUNDER		20	31	18	17	86																						
Inactive: Grizzlies - Conley, Ponder; Thunder - Westbrook																												
Technical Fouls - Defensive Three Second																												
Grizzlies: NONE																												
THUNDER (1): 2:28 2nd																												
Pts. in the Pt. Grizzlies 46 (23/45), THUNDER 46 (23/36)																												
2nd Chance Pts. Grizzlies 10 (4/10), THUNDER 17 (7/12)																												
FB Pts. Grizzlies 4 (2/3), THUNDER 5 (2/6)																												
														Biggest Lead Grizzlies 2, THUNDER 17 Lead Changes 7 Times Tied 11														

47

Copyright (c) 2014 NBA Properties, INC. All Rights Reserved

NATIONAL BASKETBALL ASSOCIATION

OFFICIAL SCORER'S REPORT

FINAL BOX

2/5/2014 FedExForum, Memphis, TN

Officials: #28 Zach Zarba, #36 Kane Fitzgerald, #6 Tony Brown

Time of Game: 2:18

Attendance: 16,188

VISITOR: Dallas Mavericks (29-21)

NO	PLAYER	MIN	FG	FGA	3P	3PA	FT	FTA	OR	DR	TOT	A	PF	ST	TO	BS	PTS
0	Shawn Marion	F 33:22	3	6	2	3	0	0	0	2	2	1	2	3	1	0	8
41	Dirk Nowitzki	F 34:28	10	14	3	4	3	4	0	6	6	3	1	2	2	0	26
1	Samuel Dalembert	C 23:22	6	10	0	0	2	3	6	4	10	0	4	0	1	0	14
11	Monta Ellis	G 39:30	5	16	1	3	3	4	2	4	6	4	2	2	2	1	14
8	Jose Calderon	G 31:02	2	9	1	4	0	0	0	1	1	4	1	0	2	0	5
25	Vince Carter	24:08	5	8	1	2	2	2	1	1	2	7	2	0	1	0	13
20	Devin Harris	15:58	1	3	0	2	1	3	0	1	1	3	1	0	2	0	3
45	DeJuan Blair	9:10	2	2	0	0	2	2	0	2	2	1	4	0	2	2	6
9	Jae Crowder	9:47	2	2	0	0	0	0	0	1	1	0	1	0	0	0	4
34	Brandon Wright	18:13	6	8	0	0	5	7	2	2	4	1	2	0	0	0	17
21	Wayne Ellington	DNP - Coach's Decision															
5	Bernard James	DNP - Coach's Decision															
3	Shane Larkin	DNP - Coach's Decision															

TOTALS: 42 78 8 18 18 25 11 24 35 24 20 7 13 3 110

PERCENTAGES: 53.8% 44.4% 72.0% TM REB: 6 TOT TO: 13 (15 PTS)

HOME: MEMPHIS GRIZZLIES (26-22)

NO	PLAYER	MIN	FG	FGA	3P	3PA	FT	FTA	OR	DR	TOT	A	PF	ST	TO	BS	PTS
21	Tayshaun Prince	F 23:29	0	3	0	2	0	0	0	4	4	2	0	0	0	0	0
50	Zach Randolph	F 40:06	10	16	0	0	5	8	2	7	9	4	3	0	2	1	25
33	Marc Gasol	C 37:32	3	8	0	0	6	8	1	3	4	5	4	2	6	0	12
5	Courtney Lee	G 39:48	10	15	2	4	0	0	3	2	5	4	5	1	1	1	22
12	Nick Calathes	G 41:17	6	12	2	4	2	2	2	3	5	5	5	3	6	0	16
41	Kosta Koufos	7:51	2	3	0	0	0	0	0	1	1	0	1	1	0	0	4
7	Darius Morris	7:25	0	1	0	1	0	0	0	0	0	1	1	0	1	0	0
3	James Johnson	25:02	6	11	2	4	3	4	0	1	1	1	3	0	1	4	17
13	Mike Miller	7:35	0	1	0	1	0	0	0	0	0	0	1	1	0	0	0
30	Jon Leuer	9:55	0	1	0	0	0	0	0	3	3	1	0	0	0	0	0
9	Tony Allen	DNP - Coach's Decision															
32	Ed Davis	DNP - Coach's Decision															
22	Jamaal Franklin	DNP - Coach's Decision															

TOTALS: 37 69 6 16 16 22 8 24 32 24 23 7 17 6 96

PERCENTAGES: 53.8% 37.5% 72.7% TM REB: 8 TOT TO: 17 (17 PTS)

SCORE BY PERIODS	1	2	3	4	FINAL
Mavericks	21	31	26	32	110
GRIZZLIES	26	29	17	24	96

Inactive: Mavericks - Lodo, Mikel Grizzlies - Conley, Pondexter

Pts. in the P1. Mavericks 56 (28/46), GRIZZLIES 32 (16/30)

2nd Chance Pts. Mavericks 16 (6/10), GRIZZLIES 11 (4/7)

FB Pts. Mavericks 11 (4/7), GRIZZLIES 10 (5/6)

Biggest Lead: Mavericks 17, GRIZZLIES 9

Lead Changes 3

Times Tied 8

48

Copyright (c) 2014 NBA Properties, INC. All Rights Reserved

NATIONAL BASKETBALL ASSOCIATION

2/18/2014 FedExForum, Memphis, TN

Officials: #29 Mark Lindsay, #56 Bill Kennedy, #63 Derek Richardson

OFFICIAL SCORER'S REPORT

FINAL BOX

Time of Game: 2:17

Attendance: 17,317

VISITOR: New York Knicks (20-33)

HOME: MEMPHIS GRIZZLIES (30-23)

NO	PLAYER	MIN	FG	FGA	3P	3PA	FT	FTA	OR	DR	TOT	A	PF	ST	TO	BS	PTS
21	Iman Shumpert	F 20:01	3	9	0	5	0	0	0	2	2	0	2	0	0	0	6
7	Carmelo Anthony	F 42:10	8	22	1	5	5	8	4	7	11	2	2	2	1	0	22
6	Tyson Chandler	C 26:04	4	5	0	0	1	2	4	6	1	6	1	2	2	0	9
9	Pablo Prigioni	G 30:03	3	5	1	3	0	0	3	2	5	10	4	1	2	0	7
2	Raymond Felton	G 29:26	2	7	0	3	2	2	0	3	3	1	1	2	1	1	6
8	J.R. Smith	34:49	2	8	0	2	0	0	1	4	5	1	0	0	1	0	4
1	Amar'e Stoudemire	23:24	4	11	0	0	4	4	3	3	6	0	3	1	2	1	12
4	Jeremy Tyler	9:36	2	3	0	0	0	0	0	0	0	0	2	0	2	1	4
5	Timothy Hardaway Jr.	24:27	7	15	4	9	5	5	1	0	1	0	3	1	1	0	23
45	Cole Aldrich	DNP - Coach's Decision															
23	Toure Murry	DNP - Coach's Decision															
18	Beno Udrih	DNP - Coach's Decision															
51	Metta World Peace	DNP - Coach's Decision															
TOTALS:			35	85	6	27	17	20	14	25	39	15	23	8	12	5	93
PERCENTAGES:			41.2%	22.2%	85.0%	TM REB: 9			TOT TO: 12 (20 PTS)								

NO	PLAYER	MIN	FG	FGA	3P	3PA	FT	FTA	OR	DR	TOT	A	PF	ST	TO	BS	PTS
21	Tayshaun Prince	F 39:09	5	8	0	1	0	2	1	3	4	0	1	0	1	1	10
50	Zach Randolph	F 34:16	6	11	0	0	1	2	2	6	8	3	4	0	3	0	13
33	Marc Gasol	C 25:48	4	7	0	0	0	0	3	4	7	4	0	0	1	2	8
5	Courtney Lee	G 37:17	2	8	0	1	2	2	0	2	4	1	2	0	1	6	0
11	Mike Conley	G 31:28	6	15	0	2	10	12	1	4	5	3	1	1	4	1	22
12	Nick Calathes	18:55	4	7	1	1	2	2	0	3	3	5	2	1	1	0	11
32	Ed Davis	7:12	1	2	0	0	0	0	1	2	3	0	3	0	1	0	2
41	Kosta Koufos	13:34	2	4	0	0	0	0	1	1	2	0	1	0	0	2	4
13	Mike Miller	20:21	7	11	5	7	0	0	0	1	1	1	0	1	0	0	19
3	James Johnson	12:00	0	2	0	0	3	4	1	2	3	0	5	0	2	0	3
9	Tony Allen	DNP - Coach's Decision															
22	Jamaal Franklin	DNP - Coach's Decision															
30	Jon Leuer	DNP - Coach's Decision															
TOTALS:			37	75	6	12	18	24	10	28	38	20	22	5	13	7	96
PERCENTAGES:			49.3%	50.0%	75.0%	TM REB: 11			TOT TO: 14 (10 PTS)								

SCORE BY PERIODS

Knicks 17 20 27 29 93

GRIZZLIES 22 28 16 32 98

Inactive: Knicks - Bargnani, Martin Grizzlies - Pondexter

Pts. in the Pt. Knicks 32 (16/29), GRIZZLIES 42 (21/40)

2nd Chance Pts. Knicks 21 (7/13), GRIZZLIES 18 (8/11)

FB Pts. Knicks 13 (5/10), GRIZZLIES 9 (4/6)

Biggest Lead Knicks 7, GRIZZLIES 18

Lead Changes 5

Times Tied 5

53

Copyright (c) 2014 NBA Properties, INC. All Rights Reserved

53

Copyright (c) 2014 NBA Properties, INC. All Rights Reserved

NATIONAL BASKETBALL ASSOCIATION

2/21/2014 FedExForum, Memphis, TN

Officials: #19 James Capers, #46 Ben Taylor, #47 Bennie Adams

OFFICIAL SCORER'S REPORT

FINAL BOX

Time of Game: 2:21

Attendance: 17,963

VISITOR: Los Angeles Clippers (37-20)

NO	PLAYER	MIN	FG	FGA	3P	3PA	FT	FTA	OR	DR	TOT	A	PF	ST	TO	BS	PTS	
22	Matt Barnes	F 35:03	6	13	3	7	0	0	1	6	7	2	2	0	2	0	15	
32	Blake Griffin	F 39:42	10	21	0	0	8	14	5	8	13	2	4	0	2	1	28	
6	DeAndre Jordan	C 37:24	2	3	0	0	1	5	1	11	12	0	2	0	0	2	5	
11	Jamal Crawford	G 39:03	8	20	3	9	4	6	3	3	6	3	3	0	3	1	23	
3	Chris Paul	G 38:53	4	13	1	3	9	11	2	4	6	14	2	2	1	0	18	
15	Ryan Hollins	4:52	0	0	0	0	0	0	0	1	1	0	0	1	0	0	0	
9	Jared Dudley	17:25	1	3	0	1	1	2	0	1	1	0	0	1	1	0	3	
2	Darren Collison	13:49	0	3	0	2	4	5	0	0	0	1	2	0	1	0	4	
34	Willie Green	3:38	0	2	0	1	0	0	0	0	0	0	0	1	0	0	0	
8	Hedo Turkoglu	6:48	0	1	0	0	0	0	1	0	1	1	0	1	2	0	0	
25	Reggie Bullock	3:23	0	1	0	1	0	0	0	0	0	0	0	0	0	0	0	
4	JJ Redick	DND - Bulging Disc, Lower Back																
TOTALS:			31	80	7	24	27	43	13	34	47	23	15	6	12	4	96	
PERCENTAGES:			38.8%	29.2%	62.8%	TM REB: 13			TOT TO: 12 (22 PTS)									

HOME: MEMPHIS GRIZZLIES (31-23)

NO	PLAYER	MIN	FG	FGA	3P	3PA	FT	FTA	OR	DR	TOT	A	PF	ST	TO	BS	PTS	
21	Tayshaun Prince	F 18:47	1	3	0	1	0	0	0	2	2	4	0	1	0	0	2	
50	Zach Randolph	F 30:50	9	17	0	0	3	4	0	11	11	2	3	1	1	0	21	
33	Marc Gasol	C 30:55	7	16	0	0	3	4	2	8	10	3	4	1	2	4	17	
5	Courtney Lee	G 33:46	4	8	1	2	1	1	0	0	2	3	0	0	0	0	10	
11	Mike Conley	G 35:02	3	10	1	2	2	2	0	2	2	6	5	1	1	0	9	
13	Mike Miller	24:10	5	8	2	5	1	1	0	2	2	1	0	0	2	0	13	
32	Ed Davis	3:58	0	2	0	0	0	0	1	1	2	1	2	0	1	0	0	
12	Nick Calathes	12:33	0	3	0	3	0	0	0	1	1	2	3	0	2	1	0	
9	Tony Allen	19:44	4	4	1	1	0	0	1	5	6	2	4	2	1	1	9	
41	Kosta Koufos	12:34	3	6	0	0	0	0	1	1	2	1	4	1	1	2	6	
3	James Johnson	17:41	6	10	0	1	3	3	1	3	4	3	2	0	0	1	15	
22	James Franklin	DNP - Coach's Decision																
30	Jon Leuer	DNP - Coach's Decision																
TOTALS:			42	87	5	15	13	15	6	36	42	27	30	7	11	9	102	
PERCENTAGES:			48.3%	33.3%	86.7%	TM REB: 10			TOT TO: 12 (9 PTS)									

SCORE BY PERIODS

	1	2	3	4	FINAL
Clippers	27	23	18	28	96
GRIZZLIES	21	32	20	29	102

Inactive: Grizzlies - Ponderexter

Technical Fouls - Individual

Clippers (2): Griffin 10:12 4th, Paul 1:05 4th

GRIZZLIES (1): Lee 1:05 4th

Technical Fouls - Defensive Three Second

Clippers (1): 5:32 3rd

GRIZZLIES: NONE

Pts. In the Pt. Clippers 34 (17/35), GRIZZLIES 60 (30/50)

2nd Chance Pts. Clippers 12 (4/12), GRIZZLIES 6 (2/7)

FB Pts. Clippers 19 (8/14), GRIZZLIES 2 (1/4)

Biggest Lead Clippers 8, GRIZZLIES 12

Lead Changes 6

Times Tied 5

54

Copyright (c) 2014 NBA Properties, INC. All Rights Reserved

NATIONAL BASKETBALL ASSOCIATION

OFFICIAL SCORER'S REPORT

FINAL BOX

2/28/2014 Chesapeake Energy Arena, Oklahoma City, OK

Officials: #23 Jason Phillips, #26 Pat Fraher, #45 Brian Forte

Time of Game: 2:20

Attendance: 18,203 (Sellout)

VISITOR: Memphis Grizzlies (32-25)

NO PLAYER

MIN

FG FGA

3P 3PA

FT FTA

OR

DR TOT

A

PF

ST

TO

BS

PTS

21 Tayshaun Prince

F 25:34

5 9

2 2

0 0

0 0

1 1

3 3

2 2

0 0

12

50 Zach Randolph

F 25:16

5 14

0 0

3 4

4 6

10 1

2 1

0 0

0 0

13

33 Marco Gasol

C 33:15

7 10

0 0

3 5

0 3

3 3

2 1

2 1

0 0

17

5 Courtney Lee

G 33:11

3 7

2 3

2 2

1 3

4 1

3 1

0 0

0 0

10

11 Mike Conley

G 26:13

1 10

1 3

3 3

1 1

2 9

1 1

5 0

0 6

12 Nick Calathes

21:47

2 6

0 1

0 0

0 2

2 2

5 1

0 2

0 4

9 Tony Allen

17:25

3 3

0 0

0 0

1 2

3 3

5 1

1 0

6

41 Kosta Koufos

15:40

4 4

0 0

1 2

1 4

5 0

4 1

2 0

9

3 James Johnson

22:02

4 8

1 2

2 2

0 1

1 3

1 2

0 0

11

13 Mike Miller

19:37

7 9

4 5

1 2

1 1

2 2

2 1

0 0

19

32 Ed Davis

DNP - Coach's Decision

30 Jon Leuer

DNP - Coach's Decision

TOTALS:

41 80

10 16

15 20

9 24

33 30

22 11

12 1

107

PERCENTAGES:

51.3%

62.5%

75.0%

TM REB: 10

TOT TO: 14 (18 PTS)

HOME: OKLAHOMA CITY THUNDER (44-15)

NO PLAYER

MIN

FG FGA

3P 3PA

FT FTA

OR

DR TOT

A

PF

ST

TO

BS

PTS

35 Kevin Durant

F 42:33

12 24

3 8

10 10

0 6

6 5

1 2

5 1

37

9 Serge Ibaka

F 28:52

7 11

0 0

2 2

5 4

9 1

4 0

3 3

16

12 Steven Adams

C 25:02

1 3

0 0

5 7

4 1

5 0

3 0

1 2

7

25 Thabo Sefolosha

G 4:08

1 1

0 0

0 0

1 1

2 0

1 1

0 0

2

0 Russell Westbrook

G 29:27

7 12

1 2

6 7

0 2

2 6

1 3

1 0

21

15 Reggie Jackson

33:52

5 12

2 4

2 2

0 2

2 3

0 2

1 0

14

11 Jeremy Lamb

11:20

1 5

1 3

0 0

1 0

1 0

1 0

2 0

3

34 Hasheem Thabeet

16:39

1 2

0 0

0 2

2 2

4 0

3 1

0 1

2

4 Nick Collison

14:58

0 2

0 1

0 0

2 3

5 1

3 0

1 1

0

6 Derek Fisher

18:01

2 4

2 3

2 2

0 1

1 2

1 0

0 0

8

3 Perry Jones

15:12

1 1

1 1

0 0

0 2

2 0

0 1

0 0

3

21 Andre Roberson

DNP - Coach's Decision

TOTALS:

38 77

10 22

27 32

15 24

39 18

18 10

14 8

113

PERCENTAGES:

49.4%

45.5%

84.4%

TM REB: 6

TOT TO: 14 (22 PTS)

SCORE BY PERIODS

1 2 3 4

FINAL

Grizzlies

22 20 29 36

107

THUNDER

29 28 30 26

113

Inactive: Grizzlies - Franklin, Pondexter, Udrih Thunder - Perkins

Technical Fouls - Individual

Grizzlies: NONE

THUNDER (2): Fisher 10:00 4th, Durant 2:01 4th

Technical Fouls - Defensive Three Second

Grizzlies: NONE

THUNDER (1): 9:08 3rd

Pts. in the Pt. Grizzlies 42 (21/42), THUNDER 34 (17/36)

2nd Chance Pts. Grizzlies 13 (5/11), THUNDER 16 (6/13)

FB Pts. Grizzlies 7 (3/8), THUNDER 10 (2/5)

Biggest Lead Grizzlies 4, THUNDER 19

Lead Changes 1

Times Tied 1

57

Copyright (c) 2014 NBA Properties, INC. All Rights Reserved

57

Copyright (c) 2014 NBA Properties, INC. All Rights Reserved

NATIONAL BASKETBALL ASSOCIATION

OFFICIAL SCORER'S REPORT

FINAL BOX

3/1/2014 FedExForum, Memphis, TN

Officials: #14 Ed Malloy, #35 Kane Fitzgerald, #68 Marat Kogut

Time of Game: 2:06

Attendance: 17,011

VISITOR: Cleveland Cavaliers (24-37)

NO	PLAYER	MIN	FG	FGA	3P	3PA	FT	FTA	OR	DR	TOT	A	PF	ST	TO	BS	PTS	
9	Luol Deng	F 35:10	5	14	0	1	1	2	2	4	6	2	0	0	1	0	11	
13	Tristan Thompson	F 29:19	8	10	0	0	2	3	1	7	8	0	0	0	2	0	18	
32	Spencer Hawes	C 33:17	5	12	3	5	0	0	1	3	4	3	3	0	2	1	13	
1	Jarrett Jack	G 34:49	3	6	0	1	0	0	1	2	3	5	1	1	1	0	6	
2	Kyrie Irving	G 41:05	11	19	3	8	3	4	0	1	1	3	3	3	0	0	28	
40	Tyler Zeller	24:38	3	6	0	0	3	4	2	3	5	1	4	1	2	2	9	
8	Matthew Dellavedova	20:06	2	7	1	2	0	0	0	1	1	4	4	0	1	0	5	
33	Alonzo Gee	12:50	0	1	0	0	2	2	1	2	3	2	1	0	0	0	2	
15	Anthony Bennett	8:46	2	4	0	1	0	0	0	2	2	0	0	0	0	0	4	
10	Sergey Karasev	DNP - Coach's Decision																
0	CJ Miles	NWT - Left Ankle Sprain																
50	Arinze Onuaku	DNP - Coach's Decision																
3	Dion Walters	NWT - Left Knee Hyperextension																
TOTALS:			39	79	7	18	11	15	8	25	33	20	16	5	12	3	96	
PERCENTAGES:			49.4%	38.9%	73.3%	TM REB: 10			TOT TO: 14 (24 PTS)									

HOME: MEMPHIS GRIZZLIES (33-25)

NO	PLAYER	MIN	FG	FGA	3P	3PA	FT	FTA	OR	DR	TOT	A	PF	ST	TO	BS	PTS	
21	Tayshaun Prince	F 32:32	1	8	0	2	0	0	1	4	5	3	1	0	0	1	2	
50	Zach Randolph	F 37:05	11	17	0	0	1	2	7	14	3	0	4	2	0	0	23	
33	Marco Gasol	C 39:56	8	14	1	1	5	6	0	8	8	6	2	0	2	1	22	
5	Courtney Lee	G 33:15	7	11	5	8	0	0	0	4	4	1	2	1	0	2	19	
11	Mike Conley	G 37:49	8	14	2	4	4	4	0	1	1	7	1	2	2	1	22	
3	James Johnson	6:33	1	3	0	2	0	0	0	0	0	1	0	1	0	0	2	
9	Tony Allen	24:19	7	10	1	1	1	4	2	0	2	2	3	0	1	1	16	
12	Nick Calathes	10:11	0	1	0	1	0	0	0	0	0	1	0	0	2	1	0	
13	Mike Miller	5:54	0	1	0	0	0	0	0	1	1	0	1	0	0	0	0	
41	Kosta Koufos	12:26	1	2	0	0	2	2	1	0	1	0	1	0	0	0	4	
32	Ed Davis	DNP - Coach's Decision																
30	Jon Leuer	DNP - Coach's Decision																
19	Beno Udrih	DNP - Coach's Decision																
TOTALS:			44	81	9	19	13	18	11	25	36	24	11	8	9	7	110	
PERCENTAGES:			54.3%	47.4%	72.2%	TM REB: 7			TOT TO: 10 (13 PTS)									

SCORE BY PERIODS

	1	2	3	4	FINAL
Cavaliers	30	35	15	16	96
GRIZZLIES	22	32	33	23	110

Inactive: Cavaliers - Felix, Varejao Grizzlies - Franklin, Ponder

Pts. in the Pts. Cavaliers 33 (19/38), GRIZZLIES 40 (25/40)

2nd Chance Pts. Cavaliers 9 (4/9), GRIZZLIES 12 (6/11)

Biggest Lead Cavaliers 15, GRIZZLIES 14

Lead Changes 3

Times Tied 2

FB Pts. Cavaliers 13 (4/7), GRIZZLIES 5 (2/4)

58

Copyright (c) 2014 NBA Properties, INC. All Rights Reserved

NATIONAL BASKETBALL ASSOCIATION										OFFICIAL SCORER'S REPORT FINAL BOX											
3/7/2014 United Center, Chicago, IL Officials: #22 Bill Spooner, #31 Scott Wall, #77 Karl Lane										Time of Game: 2:11 Attendance: 21,318 (Sellout)											
VISITOR: Memphis Grizzlies (35-26)																					
NO	PLAYER	MIN	FG	FGA	3P	3PA	FT	FTA	OR	DR	TOT	A	PF	ST	TO	BS	PTS				
21	Tayshaun Prince	F 22:19	0	2	0	0	0	0	0	0	0	1	1	0	1	1	0	0	0	0	
50	Zach Randolph	F 36:18	5	13	0	0	0	0	2	9	11	2	1	0	1	0	10	10	0	0	
33	Marco Gasol	C 33:25	8	16	0	0	2	2	1	9	10	1	3	0	5	3	18	18	0	0	
5	Courtney Lee	G 28:28	3	8	0	0	0	1	0	2	2	1	2	0	1	1	8	8	0	0	
11	Mike Conley	G 30:36	4	15	0	2	4	5	1	4	5	7	0	2	2	0	12	12	0	0	
12	Nick Calathes	17:24	0	0	0	0	0	0	0	1	1	5	0	2	0	0	0	0	0	0	
13	Mike Miller	20:08	5	7	4	5	0	0	0	5	5	0	2	2	1	1	14	14	0	0	
41	Kosta Koufos	19:15	6	8	0	0	0	0	4	2	6	1	3	1	1	0	12	12	0	0	
9	Tony Allen	25:07	2	6	0	0	0	2	6	3	2	5	1	2	2	1	0	6	6	0	0
30	Jon Leuer	7:02	2	3	1	1	2	4	0	0	0	0	2	0	0	0	7	7	0	0	
32	Ed Davis	DNP - Coach's Decision																			
3	James Johnson	DNP - Coach's Decision																			
19	Beno Udrih	DNP - Coach's Decision																			
TOTALS:			35	78	5	8	10	18	11	34	45	19	16	9	13	6	85				
PERCENTAGES:				44.9%		62.5%		55.6%		TM REB: 7							TOT TO: 13 (14 PTS)				
HOME: CHICAGO BULLS (34-28)																					
NO	PLAYER	MIN	FG	FGA	3P	3PA	FT	FTA	OR	DR	TOT	A	PF	ST	TO	BS	PTS				
34	Mike Dunleavy	F 27:54	2	10	0	3	1	1	1	5	6	1	3	0	1	0	5	5	0	0	
5	Carlos Boozer	F 24:00	4	12	0	0	0	0	2	6	8	1	3	0	0	0	8	8	0	0	
13	Joakim Noah	C 40:19	6	9	0	0	3	4	0	8	8	6	3	1	6	2	15	15	0	0	
21	Jimmy Butler	G 42:36	1	3	0	0	6	6	1	2	3	2	0	2	1	0	8	8	0	0	
12	Kirk Hinrich	G 32:33	4	10	1	5	0	0	0	1	3	4	1	5	0	2	0	9	9	0	0
14	D.J. Augustin	30:21	5	14	1	5	3	3	0	1	1	3	2	0	1	0	14	14	0	0	
22	Taj Gibson	28:06	9	16	0	0	0	0	0	1	3	4	0	0	1	1	0	18	18	0	0
48	Nazr Mohammed	3:35	0	0	0	0	0	0	0	1	1	0	1	0	1	0	0	0	0	0	
20	Tony Snell	10:36	0	1	0	0	0	0	0	0	3	3	2	2	0	0	0	0	0	0	
32	Jimmer Fredette	DNP - Coach's Decision																			
31	Erik Murphy	DNP - Coach's Decision																			
7	Tomlike Shengelia	DNP - Coach's Decision																			
TOTALS:			31	75	2	13	13	14	6	32	38	16	19	4	13	2	77				
PERCENTAGES:				41.3%		15.4%		92.9%		TM REB: 6							TOT TO: 14 (9 PTS)				
SCORE BY PERIODS																					
		1	2	3	4																
Grizzlies		15	20	30	20																
BULLS		12	27	24	14																
Inactive: Grizzlies - Franklin, Pondexter Bulls - Rose																					
Technical Fouls - Individual																					
Grizzlies: NONE																					
Bulls (1): Thibodeau 3:04 2nd																					
Pts. In the Pt. Grizzlies 40 (20/37), Bulls 34 (17/31)																					
2nd Chance Pts. Grizzlies 16 (6/6), Bulls 4 (2/7)																					
FB Pts. Grizzlies 15 (5/8), Bulls 9 (2/4)																					
Biggest Lead Grizzlies 8, Bulls 8																					
Lead Changes 4																					
Times Tied 3																					

61

Copyright (c) 2014 NBA Properties, INC. All Rights Reserved

61

Copyright (c) 2014 NBA Properties, INC. All Rights Reserved

NATIONAL BASKETBALL ASSOCIATION

3/8/2014 FedExForum, Memphis, TN
Officials: #10 Ron Garretson, #33 Sean Corbin, #63 Derek Richardson

OFFICIAL SCORER'S REPORT
FINAL BOX

Time of Game: 2:06
Attendance: 17,298

VISITOR: Charlotte Bobcats (29-34)

NO	PLAYER	MIN	FG FGA	3P 3PA	FT FTA	OR	DR	TOT	A	PF	ST	TO	BS	PTS			
14	Michael Kidd-Gilchrist	F 20:33	3 8	0 0	0 0	1	3	4	0	1	2	1	0	6			
11	Josh McRoberts	F 20:58	4 9	0 3	0 0	1	2	3	3	2	0	0	1	8			
25	Al Jefferson	C 26:38	7 17	0 0	3 4	1	6	7	1	2	0	0	0	17			
55	Chris Douglas-Roberts	G 30:02	6 10	1 3	2 4	0	2	2	0	0	2	1	0	15			
15	Kemba Walker	G 28:11	3 13	1 5	4 4	1	3	4	5	3	0	3	1	11			
40	Cody Zeller	22:35	1 5	0 0	0 0	0	4	5	9	2	5	0	2	1			
12	Gary Neal	27:27	3 9	1 3	0 0	0	2	2	1	2	1	1	0	7			
43	Anthony Tolliver	22:25	4 8	1 4	1 2	0	1	1	1	0	0	0	0	10			
0	Blamack Blyombo	17:38	3 5	0 0	0 0	3	2	5	0	3	0	0	0	3			
13	Luke Ridnour	15:22	1 6	0 2	0 0	2	1	3	3	1	1	1	1	2			
5	Jannero Pargo	4:27	2 3	1 1	0 0	0	0	0	0	2	0	0	1	5			
41	Justin Hamilton	3:44	0 0	0 0	0 0	0	0	0	0	0	1	1	0	0			
9	Gerald Henderson	DNP - Coach's Decision															
TOTALS:			37	93	5	21	10	14	13	27	40	18	19	7	11	7	89
PERCENTAGES:				39.8%		23.8%		71.4%		TM REB: 6							TOT TO: 12 (15 PTS)

HOME: MEMPHIS GRIZZLIES (36-26)

NO	PLAYER	MIN	FG FGA	3P 3PA	FT FTA	OR	DR	TOT	A	PF	ST	TO	BS	PTS			
21	Tayshaun Prince	F 18:10	2 5	0 0	0 0	0	0	2	2	1	1	0	0	1			
50	Zach Randolph	F 30:40	5 7	0 1	6 8	4	3	7	3	3	1	1	0	16			
33	Marco Gasol	C 24:48	5 12	0 0	4 4	1	8	9	3	1	0	2	2	14			
5	Courtney Lee	G 27:05	4 6	0 0	1 1	0	4	4	2	0	1	0	1	9			
11	Mike Conley	G 30:15	7 18	5 7	1 2	0	3	3	4	1	2	2	0	20			
13	Mike Miller	19:41	3 4	0 0	2 2	0	1	1	3	1	0	1	0	8			
9	Tony Allen	22:07	4 6	0 0	0 2	2	4	6	4	0	0	2	0	8			
41	Kosta Koufos	19:28	5 11	0 0	2 3	2	8	10	0	4	0	2	0	12			
12	Nick Calathes	17:45	1 5	0 2	0 0	0	0	2	2	1	0	0	0	2			
30	Jon Leuer	17:20	5 8	0 1	0 0	0	1	4	5	1	4	1	1	10			
3	James Johnson	5:13	0 0	0 0	0 0	0	0	0	1	0	1	0	1	0			
19	Beno Udrih	3:44	2 4	2 2	2 0	0	0	0	0	1	0	0	0	6			
32	Ed Davis	3:44	1 1	0 0	0 0	1	0	1	0	0	0	0	0	2			
TOTALS:			44	87	7	13	16	22	11	40	51	23	16	6	12	5	111
PERCENTAGES:				50.6%		53.8%		72.7%		TM REB: 12							TOT TO: 13 (15 PTS)

SCORE BY PERIODS

	1	2	3	4	FINAL
Bobcats	21	23	17	26	89
GRIZZLIES	25	27	27	32	111

Inactive: Bobcats - Hayward, Taylor Grizzlies - Franklin, Pondexter

Pts. in the Pt. Bobcats 46 (23/44), GRIZZLIES 60 (30/53)

2nd Chance Pts. Bobcats 11 (4/10), GRIZZLIES 16 (8/9)

FB Pts. Bobcats 21 (8/12), GRIZZLIES 17 (7/10)

Biggest Lead Bobcats 7, GRIZZLIES 26

Lead Changes 2

Times Tied 2

62

Copyright (c) 2014 NBA Properties, INC. All Rights Reserved

NATIONAL BASKETBALL ASSOCIATION										OFFICIAL SCORER'S REPORT FINAL BOX									
3/14/2014 Air Canada Centre, Toronto, ON Officials: #49 Tom Washington, #50 Olandis Poole, #65 Sean Wright										Time of Game: 2:15 Attendance: 18,465									
VISITOR: Memphis Grizzlies (38-27)																			
NO	PLAYER	MIN	FG	FGA	3P	3PA	FT	FTA	OR	DR	TOT	A	PF	ST	TO	BS	PTS		
21	Tayshaun Prince	F 35:13	2	8	0	1	0	0	0	1	1	2	1	0	2	0	4		
50	Zach Randolph	F 32:37	7	13	0	1	2	4	2	6	8	1	0	1	2	1	16		
33	Marc Gasol	C 32:31	3	8	0	0	2	2	1	2	3	5	1	1	1	4	8		
5	Courtney Lee	G 26:30	5	9	1	2	1	1	1	2	3	0	3	0	1	1	12		
11	Mike Conley	G 30:06	4	12	0	1	2	2	2	4	6	6	3	1	2	0	10		
41	Kosta Koufos	14:38	2	5	0	0	2	3	2	0	2	0	0	0	0	0	6		
12	Nick Calathes	17:54	3	3	0	0	5	8	3	5	8	2	3	2	1	0	11		
13	Mike Miller	18:15	1	4	1	2	1	2	0	0	0	0	2	0	2	0	4		
9	Tony Allen	20:47	5	7	0	1	0	0	1	2	3	0	4	1	5	0	10		
30	Jon Leuer	9:48	1	5	0	0	1	3	0	1	1	0	0	1	0	0	3		
19	Beno Udrih	0:51	0	0	0	0	2	2	0	0	0	0	0	0	0	0	2		
3	James Johnson	0:51	0	0	0	0	0	0	0	0	0	0	0	0	0	0	0		
32	Ed Davis	DNP - Coach's Decision																	
TOTALS:			33	74	2	8	18	27	12	23	35	16	17	7	16	6	86		
PERCENTAGES:			44.6%		25.0%		66.7%		TM REB: 11			TOT TO: 16 (16 PTS)							
HOME: TORONTO RAPTORS (37-27)																			
NO	PLAYER	MIN	FG	FGA	3P	3PA	FT	FTA	OR	DR	TOT	A	PF	ST	TO	BS	PTS		
31	Terrence Ross	F 20:08	2	5	1	2	2	2	0	1	1	1	3	1	3	0	7		
15	Amir Johnson	F 35:02	6	10	0	1	0	0	4	4	8	2	3	2	2	0	12		
17	Jonas Valanciunas	C 35:51	11	15	0	0	1	2	2	7	9	0	1	1	2	0	23		
10	DeMar DeRozan	G 43:00	4	12	1	2	7	8	0	0	0	2	4	1	4	0	16		
7	Kyle Lowry	G 38:48	6	14	4	7	6	7	1	6	7	12	3	1	0	1	22		
25	John Salmons	13:59	0	3	0	0	0	0	0	0	0	0	1	0	1	0	0		
50	Tyler Hansbrough	5:22	0	0	0	0	0	0	1	0	1	0	2	0	0	0	0		
21	Grivins Vasquez	28:10	6	11	3	5	2	3	0	5	5	6	3	3	2	0	17		
16	Steve Novak	12:44	0	0	0	0	0	0	0	3	3	0	0	0	1	0	0		
44	Charles Hayes	6:38	1	1	0	0	0	0	0	2	2	0	2	0	1	0	2		
77	Julien Stone	0:10	0	0	0	0	0	0	0	0	0	0	0	0	0	0	0		
3	Nando De Colo	0:10	0	0	0	0	0	0	0	0	0	0	0	0	0	0	0		
2	Landry Fields	DNP - Coach's Decision																	
TOTALS:			36	71	9	17	18	22	8	28	36	23	22	9	16	1	99		
PERCENTAGES:			50.7%		52.9%		81.8%		TM REB: 7			TOT TO: 17 (22 PTS)							
SCORE BY PERIODS										1		2		3		4		FINAL	
Grizzlies										24		20		23		19		86	
RAPTORS										19		28		24		28		99	
Inactive: Grizzlies - Franklin, Ponder, Raptors - Buycks, Patterson																			
Technical Fouls - Delay of Game																			
Grizzlies (1): 3:10 2nd																			
RAPTORS: NONE																			
Pts. In the Pt. Grizzlies 50 (25/48), RAPTORS 34 (17/33)																			
2nd Chance Pts. Grizzlies 21 (8/12), RAPTORS 14 (5/8)																			
FB Pts. Grizzlies 10 (5/7), RAPTORS 10 (3/4)																			
Biggest Lead Grizzlies 9, RAPTORS 15																			
Lead Changes 8																			
Times Tied 10																			

65

Copyright (c) 2014 NBA Properties, INC. All Rights Reserved

65

Copyright (c) 2014 NBA Properties, INC. All Rights Reserved

NATIONAL BASKETBALL ASSOCIATION

3/15/2014 Wells Fargo Center, Philadelphia, PA

Officials: #27 Dick Bavetta, #28 Zach Zarba, #45 Brian Forte

OFFICIAL SCORER'S REPORT

FINAL BOX

Time of Game: 2:15

Attendance: 15,164

VISITOR: Memphis Grizzlies (38-27)

NO	PLAYER	MIN	FG	FGA	3P	3PA	FT	FTA	OR	DR	TOT	A	PF	ST	TO	BS	PTS
21	Tayshaun Prince	F 24:55	3	4	0	1	1	2	0	2	2	3	0	1	2	0	7
50	Zach Randolph	F 26:03	5	11	0	0	4	5	0	2	2	3	3	2	1	0	14
33	Marc Gasol	C 27:59	3	6	0	0	5	6	2	2	4	6	2	3	5	2	11
5	Courtney Lee	G 28:31	3	6	0	2	0	1	0	4	4	0	3	0	2	0	6
11	Mike Conley	G 23:00	5	9	2	5	7	8	0	4	4	4	1	1	2	0	19
12	Nick Calathes	26:01	3	6	0	2	0	1	0	2	2	6	3	2	3	0	6
32	Ed Davis	19:40	3	4	0	0	0	2	3	8	11	1	1	1	1	2	6
9	Tony Allen	17:03	4	6	1	1	0	0	0	1	1	0	1	2	2	0	9
13	Mike Miller	5:41	1	3	0	0	0	0	0	1	1	1	1	0	1	0	2
41	Kosta Koufos	13:54	4	7	0	0	0	0	0	2	6	8	1	3	0	2	0
3	James Johnson	15:04	2	4	1	3	2	2	0	1	1	2	3	1	1	0	7
30	Jon Leuer	6:04	2	3	0	1	2	3	0	1	1	0	3	0	0	0	6
19	Beno Udrih	6:04	0	1	0	0	2	2	0	0	0	0	0	0	0	0	2
TOTALS:			38	70	4	15	23	32	7	34	41	27	24	13	22	4	103
PERCENTAGES:			54.3%		26.7%		71.9%		TM REB: 10			TOT TO: 22 (22 PTS)					

HOME: PHILADELPHIA 76ERS (15-51)

NO	PLAYER	MIN	FG	FGA	3P	3PA	FT	FTA	OR	DR	TOT	A	PF	ST	TO	BS	PTS	
31	Hollis Thompson	F 24:55	0	5	0	1	0	0	3	1	4	1	1	0	1	0	0	
21	Thaddeus Young	F 34:31	8	19	4	5	0	0	4	3	7	3	4	6	3	0	20	
35	Henry Sims	C 22:36	1	4	0	0	2	4	2	4	6	2	4	2	1	0	4	
9	James Anderson	G 32:31	2	11	0	6	0	0	0	0	0	0	2	0	5	0	4	
1	Michael Carter-Williams	G 33:23	10	16	1	3	2	3	2	6	8	3	2	1	6	0	23	
8	Tony Wroten	27:59	6	11	0	1	1	2	1	3	4	2	3	1	3	1	13	
40	Jarvis Varnado	11:11	1	1	0	0	2	4	1	2	3	0	3	0	0	1	4	
30	Byron Mullens	14:55	0	3	0	2	0	0	0	0	1	1	0	3	0	0	1	
25	Elliot Williams	23:12	3	8	1	3	1	2	1	5	6	1	2	1	2	0	8	
0	Darius Johnson-Odom	10:23	0	5	0	2	0	0	2	2	1	2	1	0	1	0	0	
20	Brendan Davies	4:24	0	0	0	0	1	2	0	1	1	1	0	0	0	0	1	
11	Eric Maynor	DNP - Coach's Decision																
TOTALS:			31	83	6	23	9	19	14	28	42	16	24	12	22	3	77	
PERCENTAGES:			37.3%		26.1%		47.4%		TM REB: 10			TOT TO: 22 (26 PTS)						

SCORE BY PERIODS

	1	2	3	4	FINAL
Grizzlies	22	23	29	29	103
76ERS	21	15	21	20	77

Inactive: Grizzlies - Franklin, Ponder, 76ers - Moultrie, Noel, Richardson

Pts. in the Pt. Grizzlies 50 (25/7), 76ERS 46 (23/46)

2nd Chance Pts. Grizzlies 10 (5/7), 76ERS 16 (8/15)

FB Pts. Grizzlies 14 (5/9), 76ERS 20 (9/12)

Biggest Lead Grizzlies 29, 76ERS 3

Lead Changes 9

Times Tied 3

66

Copyright (c) 2014 NBA Properties, INC. All Rights Reserved

NATIONAL BASKETBALL ASSOCIATION

3/22/2014 FedExForum, Memphis, TN
Officials: #23 Jason Phillips, #30 John Goble, #77 Karl Lane

OFFICIAL SCORER'S REPORT
FINAL BOX

Time of Game: 2:05
Attendance: 18,119 (Sellout)

VISITOR: Indiana Pacers (51-19)

NO	PLAYER	MIN	FG	FGA	3P	3PA	FT	FTA	OR	DR	TOT	A	PF	ST	TO	BS	PTS	
24	Paul George	F 35:37	2	10	1	2	3	4	1	5	6	1	1	2	4	1	8	
21	David West	F 32:52	5	15	0	0	0	0	2	4	6	2	2	1	2	1	10	
55	Roy Hibbert	C 20:37	2	5	0	0	0	0	0	0	0	0	5	0	1	1	4	
1	Lance Stephenson	G 31:18	6	11	2	4	1	2	0	8	4	1	0	0	0	0	15	
3	George Hill	G 35:20	2	7	0	1	0	0	0	2	2	5	2	0	0	1	4	
15	Donald Sloan	9:41	2	4	1	2	0	0	0	0	0	0	1	1	1	0	5	
12	Evan Turner	19:26	2	5	1	2	3	4	1	2	3	0	1	2	1	0	8	
28	Ian Mahinmi	22:41	1	1	0	0	2	2	0	3	3	0	3	1	0	1	4	
4	Luis Scola	16:06	2	6	0	0	2	2	1	3	1	3	0	1	0	6	5	
22	Chris Copeland	10:47	2	7	1	4	0	0	0	1	2	1	0	0	0	0	5	
5	Lavoy Allen	1:52	0	1	0	0	0	0	0	0	0	0	0	0	0	0	0	
9	Solomon Hill	1:52	1	2	0	0	0	0	0	1	2	0	0	0	0	0	2	
8	Rasual Butler	1:51	0	0	0	0	0	0	0	0	0	0	0	0	0	0	0	
TOTALS:			27	74	6	15	11	14	8	27	35	14	19	7	10	5	71	
PERCENTAGES:					36.5%			40.0%			78.6%					TM REB: 7	TOT TO: 11 (6 PTS)	

HOME: MEMPHIS GRIZZLIES (41-28)

NO	PLAYER	MIN	FG	FGA	3P	3PA	FT	FTA	OR	DR	TOT	A	PF	ST	TO	BS	PTS	
21	Tayshaun Prince	F 19:02	1	6	0	1	0	0	0	0	1	1	1	0	1	0	0	
50	Zach Randolph	F 35:36	7	18	0	0	4	4	9	13	1	2	0	1	0	1	0	
33	Marc Gasol	C 38:54	4	11	0	0	2	3	6	9	2	3	1	1	2	1	0	
5	Courtney Lee	G 24:40	2	3	0	1	0	0	0	2	2	0	2	0	0	0	4	
11	Mike Conley	G 31:42	9	15	1	3	2	4	0	5	5	4	1	0	2	0	21	
9	Tony Allen	23:52	3	7	0	1	1	2	1	4	5	2	5	1	4	1	7	
41	Kosta Koufos	19:36	1	4	0	0	0	0	1	5	6	1	1	0	0	2	2	
13	Mike Miller	24:43	4	7	4	6	1	2	1	5	6	0	2	0	2	0	13	
12	Nick Calathes	16:20	1	3	0	1	0	0	0	0	0	2	2	1	1	1	2	
19	Beno Udrih	1:52	0	0	0	0	1	2	0	0	0	0	0	0	1	1	1	
30	Jon Leuer	1:52	1	1	0	0	0	0	0	0	0	0	0	0	0	0	2	
3	James Johnson	1:51	0	0	0	0	0	0	0	0	0	1	0	0	0	1	0	
32	Ed Davis	DNP - Coach's Decision																
TOTALS:			33	75	5	13	11	17	10	37	47	14	18	4	12	8	82	
PERCENTAGES:					44.0%			38.5%			64.7%					TM REB: 9	TOT TO: 12 (6 PTS)	

SCORE BY PERIODS

	1	2	3	4	FINAL
Pacers	17	13	19	22	71
GRIZZLIES	19	24	21	18	82

Inactive: Pacers - Bynum, Watson Grizzlies - Franklin, Pondexter

Technical Fouls - Individual

Pacers: NONE

GRIZZLIES (1): Koufos 0:00.0 1st

Pts. in the Pt. Pacers 24 (12/9), GRIZZLIES 46 (23/44)

2nd Chance Pts. Pacers 9 (3/10), GRIZZLIES 8 (4/12)

FB Pts. Pacers 7 (2/5), GRIZZLIES 18 (7/9)

Biggest Lead Pacers 1, GRIZZLIES 15

Lead Changes 2

Times Tied 0

69

Copyright (c) 2014 NBA Properties, INC. All Rights Reserved

69

Copyright (c) 2014 NBA Properties, INC. All Rights Reserved

NATIONAL BASKETBALL ASSOCIATION

3/24/2014 FedExForum, Memphis, TN
Officials: #14 Ed Malloy, #56 Mark Ayotte, #79 Kevin Scott

OFFICIAL SCORER'S REPORT
FINAL BOX

Time of Game: 1:58
Attendance: 17,784

VISITOR: Minnesota Timberwolves (34-35)

NO	PLAYER	MIN	FG	FGA	3P	3PA	FT	FTA	OR	DR	TOT	A	PF	ST	TO	BS	PTS	
13	Corey Brewer	F 27:04	6	10	1	1	2	3	3	4	7	0	3	0	1	0	15	
42	Kevin Love	F 34:15	6	18	2	8	2	2	1	6	7	4	1	0	3	0	16	
5	Gorgui Dieng	C 36:35	5	10	0	0	1	2	7	10	17	1	4	1	2	0	11	
23	Kevin Martin	G 23:23	5	13	0	3	3	4	1	0	1	1	1	0	1	0	13	
9	Ricky Rubio	G 31:40	1	8	0	4	4	1	0	1	2	4	3	3	1	1	6	
15	Shabazz Muhammad	12:29	1	5	0	0	0	0	0	0	0	0	0	0	0	0	2	
33	Dante Cunningham	20:31	4	7	0	0	0	1	1	1	2	2	2	2	0	1	9	
10	Chase Budinger	24:37	3	9	1	3	2	2	0	5	5	2	0	0	1	1	9	
1	Alexey Shved	16:20	1	7	1	3	2	2	0	0	0	5	0	1	1	1	5	
12	Luc Mbah a Moute	8:27	0	1	0	0	0	0	0	0	0	0	0	0	0	0	0	
6	Robbie Hummel	4:39	2	2	2	2	0	0	0	1	1	0	0	0	0	0	6	
11	Jose Juan Barea	DND - sprained left foot																
14	Nikola Pekovic	DND - sore right ankle																
TOTALS:			34	90	7	24	17	20	14	28	42	19	14	7	10	4	92	
PERCENTAGES:					37.8%			29.2%			85.0%					TM REB: 7	TOT TO: 10 (15 PTS)	

HOME: MEMPHIS GRIZZLIES (42-28)

NO	PLAYER	MIN	FG	FGA	3P	3PA	FT	FTA	OR	DR	TOT	A	PF	ST	TO	BS	PTS	
21	Tayshaun Prince	F 26:50	6	11	0	0	0	0	1	5	6	0	1	0	0	0	12	
50	Zach Randolph	F 27:59	7	11	1	1	2	2	2	2	4	2	2	0	1	0	17	
33	Marc Gasol	C 26:42	6	13	0	1	2	5	4	8	12	3	1	1	1	0	14	
5	Courtney Lee	G 21:13	0	1	0	0	0	0	0	2	2	3	4	0	1	0	0	
11	Mike Conley	G 29:50	9	12	3	5	2	5	1	4	5	6	1	2	3	0	23	
12	Nick Calathes	16:30	1	4	0	0	0	0	1	1	2	3	1	1	2	0	2	
13	Mike Miller	18:19	4	8	2	3	1	1	0	3	3	3	2	0	1	0	11	
32	Ed Davis	18:19	6	8	0	0	0	0	3	4	7	0	2	0	0	1	12	
3	Kosta Johnson	25:26	2	7	0	2	0	0	2	1	3	5	0	0	3	2	4	
41	James Koufoe	17:58	4	11	0	0	0	2	2	6	8	0	4	0	1	1	8	
19	Beno Udrih	6:15	2	3	0	0	0	0	0	0	0	0	1	0	1	0	4	
30	Jon Leuer	4:38	1	2	0	0	0	0	0	2	2	0	0	0	0	0	2	
9	Tony Allen	DNP - Coach's Decision																
TOTALS:			48	91	6	12	7	13	16	38	54	25	19	4	14	4	109	
PERCENTAGES:					52.7%			50.0%			53.8%					TM REB: 5	TOT TO: 14 (16 PTS)	

SCORE BY PERIODS

	1	2	3	4	FINAL
Timberwolves	15	24	29	24	92
GRIZZLIES	30	27	24	28	109

Inactive: Timberwolves - Price, Turief Grizzlies - Franklin, Pondexter

Technical Fouls - Individual

Timberwolves (2): Martin 7:40 1st, Love 0:28.5 1st

GRIZZLIES: NONE

Pts. in the Pt. Timberwolves 42 (21/40), GRIZZLIES 66 (33/60)

Biggest Lead Timberwolves 0, GRIZZLIES 25

2nd Chance Pts. Timberwolves 17 (8/16), GRIZZLIES 11 (4/15)

Lead Changes 0

FB Pts. Timberwolves 20 (9/14), GRIZZLIES 19 (8/9)

Times Tied 1

70

Copyright (c) 2014 NBA Properties, INC. All Rights Reserved

NATIONAL BASKETBALL ASSOCIATION

4/6/2014 AT&T Center, San Antonio, TX

Officials: #11 Derrick Collins, #41 Ken Mauer, #6 Tony Brown

OFFICIAL SCORER'S REPORT

FINAL BOX

Time of Game: 2:11

Attendance: 18,581 (Sellout)

VISITOR: Memphis Grizzlies (45-32)

NO	PLAYER	MIN	FG	FGA	3P	3PA	FT	FTA	OR	DR	TOT	A	PF	ST	TO	BS	PTS
9	Tony Allen	F 12:30	2	7	0	1	0	0	1	0	1	2	1	1	1	0	4
50	Zach Randolph	F 23:36	3	9	0	0	2	3	3	6	0	3	1	4	0	8	
33	Marco Gasol	C 25:46	3	7	0	0	0	0	1	5	6	5	3	1	1	1	6
5	Courtney Lee	G 23:03	1	7	0	0	2	2	1	0	1	0	1	0	1	0	4
11	Mike Conley	G 30:46	8	13	2	3	0	2	1	2	3	7	1	1	1	0	18
13	Mike Miller	10:12	0	2	0	2	0	0	1	1	2	1	0	1	1	0	0
3	James Johnson	32:15	7	11	2	4	4	4	2	3	5	3	5	0	1	0	20
32	Ed Davis	21:55	3	5	0	0	3	6	1	2	3	1	0	1	1	0	9
12	Nick Calathes	17:23	2	6	0	2	0	0	0	2	2	1	4	1	1	0	4
41	Kosta Koufos	17:20	4	9	0	0	0	0	2	3	5	0	0	1	1	2	8
19	Beno Udrih	12:15	3	6	0	0	0	0	0	0	0	2	0	0	0	0	6
30	Jon Leuer	7:08	0	2	0	1	0	0	0	2	2	0	0	0	0	0	0
22	Jamaal Franklin	5:51	2	2	1	1	0	0	0	1	1	0	1	0	1	0	5
TOTALS:			38	86	5	14	11	17	13	24	37	22	19	8	14	3	92
PERCENTAGES:			44.2%		35.7%		64.7%										

TM REB: 7

TOT TO: 15 (19 PTS)

HOME: SAN ANTONIO SPURS (60-17)

NO	PLAYER	MIN	FG	FGA	3P	3PA	FT	FTA	OR	DR	TOT	A	PF	ST	TO	BS	PTS
2	Kawhi Leonard	F 29:45	12	13	2	2	0	0	0	3	3	5	1	0	1	0	26
21	Tim Duncan	F 28:20	5	10	0	0	3	3	1	4	5	1	2	2	2	1	13
22	Tiago Splitter	C 18:14	0	3	0	0	2	2	1	3	4	1	2	1	1	0	2
4	Danny Green	G 17:57	4	8	1	3	0	1	1	1	2	1	2	0	0	0	9
9	Tony Parker	G 9:19	4	4	0	0	2	2	0	1	1	1	0	0	1	0	10
33	Boris Diaw	18:40	0	2	0	1	0	0	0	4	4	1	3	1	3	0	0
20	Manu Ginobili	25:34	8	11	4	6	6	6	0	4	4	3	1	0	2	0	26
3	Marco Bellinelli	19:32	1	5	1	3	2	2	0	1	1	4	1	0	3	0	5
8	Patty Mills	20:26	3	5	1	3	0	0	6	6	4	0	0	1	0	7	
11	Jeff Ayres	13:26	1	2	0	0	2	2	1	4	5	0	4	0	1	2	4
5	Cory Joseph	20:36	4	6	0	1	0	0	0	1	1	5	0	1	0	0	8
15	Matt Bonner	12:20	0	2	0	0	0	0	0	1	1	1	1	0	0	0	0
23	Austin Daye	5:51	1	6	0	3	0	0	0	2	1	3	0	0	0	0	2
TOTALS:			43	77	9	22	17	18	6	34	40	27	16	7	15	3	112
PERCENTAGES:			55.8%		40.9%		94.4%										

TM REB: 5

TOT TO: 16 (14 PTS)

SCORE BY PERIODS

	1	2	3	4	FINAL
Grizzlies	10	28	29	25	92
SPURS	26	28	27	31	112

Inactive: Grizzlies - Pondexter, Prince Spurs - Baynes, James

Technical Fouls - Individual

Grizzlies: NONE

SPURS (1): Popovich 0:14.8 3rd

Pts. in the Pt. Grizzlies 46 (23/46), SPURS 40 (20/31)

2nd Chance Pts. Grizzlies 6 (3/12), SPURS 6 (2/5)

FB Pts. Grizzlies 17 (7/8), SPURS 12 (6/7)

Biggest Lead Grizzlies 2, SPURS 24

Lead Changes 1

Times Tied 2

MEMO: Leonard- Ties career high and new season high points

77

Copyright (c) 2014 NBA Properties, INC. All Rights Reserved

77

Copyright (c) 2014 NBA Properties, INC. All Rights Reserved

NATIONAL BASKETBALL ASSOCIATION

OFFICIAL SCORER'S REPORT

FINAL BOX

4/9/2014 FedExForum, Memphis, TN

Officials: #20 Leroy Richardson, #24 Mike Callahan, #30 John Goble

Time of Game: 2:30

Attendance: 18,119 (Sellout)

VISITOR: Miami Heat (53-25)

NO PLAYER

MIN

FG FGA

3P 3PA

FT FTA

OR

DR TOT

A

PF

ST

TO

BS

PTS

6 LeBron James

F 41:22

14 23

3 5

6 7

1 5

6 5

5 1

2 5

0 37

31 Shane Battier

F 23:39

3 6

3 5

0 0

1 2

3 1

2 2

0 0

9

1 Chris Bosh

C 35:19

6 14

1 3

0 0

1 5

6 0

5 2

4 2

13

0 Toney Douglas

G 16:58

0 2

0 0

0 0

1 0

1 5

0 1

1 0

0

15 Mario Chalmers

G 35:50

5 10

0 0

2 2

2 2

4 3

4 1

1 0

12

9 Rashard Lewis

24:01

5 8

4 6

3 3

0 3

3 3

3 1

0 0

0 17

34 Ray Allen

25:28

2 4

2 4

0 0

0 0

0 0

2 1

2 1

0 6

30 Norris Cole

24:42

1 4

1 1

0 0

0 0

4 4

5 0

0 3

0 3

7 Justin Hamilton

12:41

2 2

1 1

0 0

0 0

0 0

0 3

1 0

0 5

11 Chris Andersen

DND - Bruised Right Knee

8 Michael Beasley

DNP - Coach's Decision

40 Udonis Haslem

NWT - Stomach Virus

22 James Jones

DNP - Coach's Decision

TOTALS:

38 73 15 25 11 12 6 21 27 24 17 11 15 2 102

PERCENTAGES:

52.1% 60.0% 91.7% TM REB: 4 TOT TO: 15 (29 PTS)

HOME: MEMPHIS GRIZZLIES (46-32)

NO PLAYER

MIN

FG FGA

3P 3PA

FT FTA

OR

DR TOT

A

PF

ST

TO

BS

PTS

3 James Johnson

F 24:17

1 5

0 2

3 4

1 3

4 3

2 1

2 3

5

50 Zach Randolph

F 42:04

12 15

1 2

0 1

3 8

11 2

2 1

3 1

25

33 Marco Gasol

C 44:34

8 16

0 0

4 7

3 11

14 3

4 2

2 1

20

5 Courtney Lee

G 36:50

7 11

3 5

1 1

0 1

1 3

2 0

4 1

18

11 Mike Conley

G 41:21

10 18

3 7

3 4

1 2

3 6

2 2

3 0

26

9 Tony Allen

24:03

3 7

0 2

0 0

1 1

2 2

4 3

0 0

6

41 Kosta Koufos

3:26

0 1

0 0

2 2

0 0

0 0

0 0

0 2

12 Nick Calathes

8:28

1 1

0 0

0 0

0 1

0 1

2 2

1 0

0 2

13 Mike Miller

9:21

0 2

0 2

0 0

2 2

2 0

0 0

0 0

32 Ed Davis

5:36

1 2

0 0

1 2

2 1

3 0

1 0

0 0

3

22 Jamaal Franklin

DNP - Coach's Decision

30 Jon Leuer

DNP - Coach's Decision

19 Beno Udrih

DNP - Coach's Decision

TOTALS:

43 78 7 20 14 21 12 29 41 23 19 10 14 6 107

PERCENTAGES:

55.1% 35.0% 66.7% TM REB: 6 TOT TO: 14 (16 PTS)

SCORE BY PERIODS

1 2 3 4 FINAL

Heat

32 26 22 22 102

GRIZZLIES

31 23 26 27 107

Inactive: Heat - Oden, Wade Grizzlies - Ponder, Prince

Pts. in the Pt. Heat 30 (15/27), GRIZZLIES 60 (30/46)

2nd Chance Pts. Heat 9 (4/7), GRIZZLIES 10 (5/12)

FB Pts. Heat 14 (5/8), GRIZZLIES 23 (8/11)

Biggest Lead Heat 10, GRIZZLIES 12

Lead Changes 4

Times Tied 7

78

Copyright (c) 2014 NBA Properties, INC. All Rights Reserved

NATIONAL BASKETBALL ASSOCIATION													OFFICIAL SCORER'S REPORT FINAL BOX																																							
4/14/2014 US Airways Center, Phoenix, AZ													Time of Game: 2:18 Attendance: 18,422 (Sellout)																																							
Officials: #18 Matt Boland, #43 Dan Crawford, #59 Gary Zielinski																																																				
VISITOR: Memphis Grizzlies (49-32)																																																				
NO	PLAYER	MIN	FG	FGA	3P	3PA	FT	FTA	OR	DR	TOT	A	PF	ST	TO	BS	PTS																																			
21	Tayshaun Prince	F 28:17	1	4	0	2	2	2	0	8	8	1	2	1	2	0	4																																			
50	Zach Randolph	F 38:46	15	25	0	0	2	2	3	6	9	2	3	1	1	0	32																																			
33	Marco Gasol	C 37:22	7	13	0	0	4	5	1	7	8	3	2	0	3	0	18																																			
5	Courtney Lee	G 17:23	0	4	0	3	0	0	0	1	1	1	0	0	3	1	0																																			
11	Mike Conley	G 37:35	6	11	1	3	1	4	0	3	3	7	3	1	0	0	14																																			
41	Kosta Koufos	10:02	0	2	0	0	0	0	3	1	4	1	1	0	0	0	0																																			
12	Nick Calathes	10:25	0	1	0	0	0	0	0	1	1	2	3	1	2	0	0																																			
9	Tony Allen	20:50	3	5	0	1	2	2	3	3	6	2	2	1	3	0	8																																			
13	Mike Miller	30:15	8	11	5	6	0	0	0	1	1	1	1	0	3	0	21																																			
32	Ed Davis	9:05	0	1	0	0	0	0	0	1	1	0	1	0	0	0	0																																			
3	James Johnson	DNP - Coach's Decision																																																		
30	Jon Leuer	DNP - Coach's Decision																																																		
19	Beno Udrih	DNP - Coach's Decision																																																		
TOTALS:			40	77	6	15	11	15	10	32	42	20	18	5	17	1	97																																			
PERCENTAGES:			51.9%		40.0%		73.3%					TM REB: 7					TOT TO: 19 (23 PTS)																																			
HOME: PHOENIX SUNS (47-34)																																																				
NO	PLAYER	MIN	FG	FGA	3P	3PA	FT	FTA	OR	DR	TOT	A	PF	ST	TO	BS	PTS																																			
17	PJ Tucker	F 27:53	1	3	1	3	2	2	0	3	3	1	5	1	0	2	5																																			
8	Channing Frye	F 30:02	5	12	2	9	2	2	1	4	5	1	3	0	0	1	14																																			
22	Miles Plumlee	C 30:03	6	9	0	0	0	0	3	1	4	0	0	1	1	0	12																																			
1	Goran Dragic	G 37:08	6	14	0	5	2	2	2	4	6	4	2	5	4	0	14																																			
2	Eric Blados	G 37:24	6	16	1	4	0	1	0	3	3	5	2	2	2	0	13																																			
11	Markieff Morris	27:49	10	16	0	2	1	3	0	2	2	1	4	1	3	3	21																																			
14	Gerald Green	18:32	2	4	1	2	2	2	1	1	2	1	1	1	2	0	7																																			
15	Marcus Morris	19:14	1	4	0	1	1	2	1	3	4	0	1	0	0	0	3																																			
43	Shavlik Randolph	8:03	0	1	0	0	0	0	0	1	1	0	1	0	0	0	0																																			
3	Ish Smith	3:51	1	1	0	0	0	0	0	0	0	2	1	1	0	0	2																																			
25	Dionte Christmas	DNP - Coach's Decision																																																		
20	Archie Goodwin	DNP - Coach's Decision																																																		
21	Alex Len	DNP - Coach's Decision																																																		
TOTALS:			38	80	5	26	10	14	8	22	30	15	20	12	12	6	91																																			
PERCENTAGES:			47.5%		19.2%		71.4%					TM REB: 8					TOT TO: 12 (13 PTS)																																			
SCORE BY PERIODS													1	2	3	4	FINAL																																			
Grizzlies													24	22	21	30	97																																			
SUNS													14	28	25	24	91																																			
Inactive: Grizzlies - Franklin, Ponderast Suns - Barbosa, Okafor																																																				
Pts. in the Pt. Grizzlies 50 (25/38), SUNS 40 (20/34)													Biggest Lead Grizzlies 13, SUNS 3																																							
2nd Chance Pts. Grizzlies 10 (5/10), SUNS 13 (4/5)													Lead Changes 22																																							
FB Pts. Grizzlies 10 (3/4), SUNS 15 (6/12)													Times Tied 8																																							
MEMO: Grizzlies - Randolph season high points 32 (prev. 28 at LA-Lakers 11/15)																																																				
MEMO: Grizzlies - Miller season high points 21 (prev. 19, 3X, last vs. Phil. 4/11)																																																				

81

Copyright (c) 2014 NBA Properties, INC. All Rights Reserved

NATIONAL BASKETBALL ASSOCIATION													OFFICIAL SCORER'S REPORT FINAL BOX												
4/16/2014 FedExForum, Memphis, TN Officials: #33 Sean Corbin, #48 Scott Foster, #65 Sean Wright													Time of Game: 2:48 Attendance: 17,323												
VISITOR: Dallas Mavericks (49-33)																									
NO	PLAYER	MIN	FG	FGA	3P	3PA	FT	FTA	OR	DR	TOT	A	PF	ST	TO	BS	PTS								
0	Shawn Marion	F 32:20	4	8	1	3	0	0	3	2	5	1	1	1	0	0	9								
41	Dirk Nowitzki	F 45:55	12	22	3	9	3	3	0	5	5	2	1	0	2	4	30								
1	Samuel Dalembert	C 11:28	1	2	0	0	0	0	1	2	3	0	5	0	2	0	2								
11	Monta Ellis	G 41:40	8	21	2	4	0	0	1	5	6	4	0	2	2	0	18								
8	Jose Calderon	G 27:26	4	8	1	5	0	0	1	1	2	5	3	0	1	0	9								
45	DeJuan Blair	18:51	2	5	0	0	4	4	5	2	7	0	2	2	0	0	8								
25	Vince Carter	28:24	4	11	1	4	0	2	0	2	2	0	4	2	2	0	9								
20	Devin Harris	25:34	4	8	0	3	2	2	0	3	3	10	2	2	4	0	10								
34	Brandon Wright	24:41	5	5	0	0	0	2	1	3	0	4	0	0	0	0	10								
9	Jae Crowder	12:41	0	2	0	2	0	0	2	1	3	0	1	2	0	0	0								
21	Wayne Ellington	DNP - Coach's Decision																							
5	Bernard James	DNP - Coach's Decision																							
3	Shane Larkin	DNP - Coach's Decision																							
TOTALS:			44	92	8	30	9	11	15	24	39	22	23	11	13	4	105								
PERCENTAGES:			47.8%		26.7%		81.8%					TM REB: 9					TOT TO: 13 (12 PTS)								
HOME: MEMPHIS GRIZZLIES (50-32)																									
NO	PLAYER	MIN	FG	FGA	3P	3PA	FT	FTA	OR	DR	TOT	A	PF	ST	TO	BS	PTS								
21	Tayshaun Prince	F 25:22	2	7	0	0	0	0	2	3	5	2	0	0	0	0	4								
50	Zach Randolph	F 48:03	11	22	0	0	5	6	9	5	14	1	5	1	3	0	27								
33	Marc Gasol	C 48:02	9	13	0	1	1	4	1	8	9	9	2	2	0	1	19								
5	Courtney Lee	G 35:15	3	10	2	8	3	3	0	1	1	3	1	0	2	0	11								
11	Mike Conley	G 41:39	8	16	1	5	5	7	0	4	4	5	4	2	3	0	22								
12	Nick Calathes	11:15	1	2	1	1	0	0	1	0	1	1	0	1	1	0	3								
9	Tony Allen	22:48	6	11	0	1	1	5	4	3	7	2	2	1	3	0	13								
32	Ed Davis	12:10	2	2	0	0	0	0	2	2	4	0	1	0	2	0	4								
13	Mike Miller	24:26	1	5	1	4	0	0	1	2	3	2	1	0	3	0	3								
3	James Johnson	DNP - Coach's Decision																							
41	Kosta Koufos	DNP - Coach's Decision																							
30	Jon Leuer	DNP - Coach's Decision																							
19	Beno Udrih	DNP - Coach's Decision																							
TOTALS:			43	88	5	20	15	25	20	28	48	25	16	7	17	1	106								
PERCENTAGES:			48.9%		25.0%		60.0%					TM REB: 9					TOT TO: 17 (19 PTS)								
SCORE BY PERIODS													1	2	3	4	1OT	FINAL							
Mavericks													24	29	20	20	12	105							
GRIZZLIES													29	22	24	18	13	106							
Inactive: Mavericks - Ledo, Meikel Grizzlies - Franklin, Pondexter																									
Technical Fouls - Individual																									
Mavericks (1): Carlisle 5:51 3rd																									
GRIZZLIES: NONE																									
Pts. In the Pt. Mavericks 42 (21/34), GRIZZLIES 58 (29/53)																									
2nd Chance Pts. Mavericks 21 (8/13), GRIZZLIES 19 (8/18)																									
FB Pts. Mavericks 4 (1/2), GRIZZLIES 6 (1/1)																									
Biggest Lead Mavericks 6, GRIZZLIES 10													Lead Changes 15												
Times Tied 16																									

82

Copyright (c) 2014 NBA Properties, INC. All Rights Reserved

2013-14 MEMPHIS GRIZZLIES

