

MADE IN MEMPHIS

MEMPHIS GRIZZLIES  
2011-12 MEDIA GUIDE



# TIME TO GRIND





## POWERING YOUR *man-to-man*

Spending quality one-on-one time at a Grizzlies game can be a pretty powerful thing. And First Tennessee helps free up more time to do it, thanks to convenient hours and Banking Online. Not to mention multiple ATMs and locations that make it easy to find us on the way to the game. For these and other ways we help power your dreams, stop by or visit [ftb.com](http://ftb.com).

EXCLUSIVE FINANCIAL SERVICES  
PARTNER OF YOUR MEMPHIS GRIZZLIES

 **FIRST TENNESSEE.**  
*powering your dreams®*



## Table of Contents

Staff Directory	1
Ticket Information	2

## Players

Tony Allen	4
Darrell Arthur	5
Mike Conley	6
Marc Gasol	8
Rudy Gay	10
Xavier Henry	12
O.J. Mayo	15
Jeremy Pargo	18
Zach Randolph	20
Josh Selby	22
Greivis Vasquez	24
Sam Young	27
Josh Davis	28
Walter Sharpe	30
Brian Skinner	32
How the Grizzlies Were Built	34
Roster	35
TV Roster	37

## Ownership

Michael E. Heisley, Sr.	38
Pitt Hyde, Barbara Rosser Hyde, Fred Jones, Jr.	39
Elliot Perry, Staley Cates, Andy Cates	41

## Front Office

Gene Bartow	42
Chris Wallace	43
Kenny Williamson, Tony Barone, Sr.	44
Dana Davis, Mitchell Anderson	45
Tony Barone, Jr., Gary Schmidt	46
Lionel Hollins	47
David Joerger, Henry Bibby	48
Barry Hecker, Bob Thornton	49
Lloyd Pierce, Drew Graham	50
Kelly Lambert, Jim Scholler	51
Chantal Hassard, Basketball Operations Staff	52
Greg Campbell, Mike Humes	53
Randy Stephens, Michael Behrman, Chad Bolen	54
Mike Garrison, Eric Granger, Dennis O'Connor	55
Garth Webster, Grizz, Grizz Girls	56

## Media

Media Guidelines	57
Media Relations Staff	58
Broadcasters	59
Media Directory	60
Don Poier Media Center	61
Grizzlies.com	62

## Community Investment

Community Investment	63
Memphis Grizzlies Charitable Foundation	64
NBA Cares	66

## History

Team History Statistics	67
Individual History Statistics	68
All-Time Roster	69
Transactions	70

## Playoffs

Grizzlies Playoff Statistics	71
------------------------------	----

## Seasons in Review

2010-2011 Review	72
2009-2010 Review	73
2008-2009 Review	74
2007-2008 Review	75
2006-2007 Review	76
2005-2006 Review	77
2004-2005 Review	78
2003-2004 Review	79
2002-2003 Review	80
2001-2002 Review	81
2000-2001 Review	82
1999-2000 Review	83
1998-1999 Review	84
1997-1998 Review	85
1996-1997 Review	86
1995-1996 Review	87

## Opponents

Opponent Directories	88
Series Records	89

## NBA

Key Dates and Standings	90
2011 Playoffs and 2009-10 Statistical Leaders	91
Team Statistics and Attendance	92
2011 Draft and Officiating Crew	93
NBA and D-League Offices	94
2011 D-League Standings	95
All-Time NBA Award Winners	96

## FedExForum

Memphis' Front Porch	97
FedExForum/Media FAQs	98

## At a Glance

Medical Glossary	99
Court Diagram	100
Grizzlies Logo and Uniform	101
Memphis Attractions	102
Hotels, Car Rentals, etc.	103
Memphis Map	104
Restaurants	105
NBA Roadmap	106

## Media Guide Credits

Editor	Ross Wooden
Design	Brad Dillard
Production	Brad Dillard, Show & Tell
Photography	Joe Murphy, NBAE, Getty Images, NBA Photos
Printing	Mercury Printing

## Special Thanks to Chris Thorn and the Elias Sports Bureau

All NBA and team insignia depicted in this publication are the property of NBA Properties, Inc. and the respective teams of the NBA and may not be reproduced for commercial purposes without the prior written consent of NBA Properties, Inc.

The information contained in this publication was compiled by the Memphis Grizzlies and is provided as a courtesy to our fans and the press and may be used only for personal or editorial purposes. Any commercial use of this information is prohibited without the prior written consent of the Memphis Grizzlies.



# STAFF DIRECTORY

## BASKETBALL OPERATIONS

Gene Bartow	President, Hoops LP
Chris Wallace	General Manager and Vice President, Basketball Operations
Kenny Williamson	Assistant General Manager
Tony Barone, Sr.	Director, Player Personnel
Dana Davis	Vice President, Basketball Operations and Team Programs
Mitchell Anderson	Director, Pro Personnel
Tony Barone, Jr.	Director, Scouting
Gary Schmidt	Director, Pro Scouting
Lionel Hollins	Head Coach
David Joerger	Assistant Coach
Henry Bibby	Assistant Coach
Bob Thornton	Assistant Coach
Barry Hecker	Assistant Coach
Lloyd Pierce	Player Development Coach
Drew Graham	Head Athletic Trainer
Kelly Lambert	Strength and Conditioning Coach
Jim Scholler	Assistant Athletic Trainer/ Assistant Strength and Conditioning Coach
Charles Sweeney	Equipment Manager
Vince Ford	Assistant Equipment Manager
Jason March	Assistant Video Coordinator
Chantal Hassard	Director, Team Services
Julie Dawson	Executive Assistant, Basketball Operations
Kevin Yeiser	Basketball Information Assistant

## BUSINESS OPERATIONS

Greg Campbell	President, Business Operations
Michael Humes	Senior Vice President, Chief Revenue Officer for Hoops LP
Genesha Dorris	Executive Assistant

## Broadcast

Randy Stephens	Senior Vice President, Broadcast
Brett Smith	Director, Broadcast Operations
Pat Stage	Director, Video Production
Kristopher Peggs	Manager, Multimedia Production
Kim Johnson	Coordinator, Broadcast
Pete Pranic	Television Play-by-Play Broadcaster
Sean Tuohy	Television Analyst
Brevin Knight	Television Analyst
Rob Fischer	Television Sideline Reporter
Eric Hasseltine	Radio Play-by-Play Broadcaster
Elliot Perry	Radio Analyst
Hank McDowell	Radio Analyst
Gary Darby	Radio Host

## Community Invention

Teresa Dickerson	Director, Community Invention
Amber Rish	Coordinator, Community Invention
Justin Boddie	Coordinator, Sport Development

## Corporate Sponsorship

Chad Bolen	Vice President, Corporate Partnership
Chris Bork	Director, Corporate Partnership Sales
Natasha Ashworth	Manager, Corporate Partnership Services
Melinda Sanders	Manager, Corporate Partnership Sales
David Schleter	Manager, Corporate Partnership Sales
Sarah Bryant	Activation Specialist, Corporate Partnership

## Finance

Michael Behrman	Vice President, Finance
Michael Barlow	Seasonal Controller
Dan Feeney	Senior Accountant
Evonne Monie	Payroll Manager
Camille Donaldson	Payables and Receivables Specialist
Courtney Gray	Junior Accountant

## Grizzlies Foundation

Jenny Koltnow	Executive Director, Memphis Grizzlies Charitable Foundation
Alayne Shoenfeld	Manager, Memphis Mentoring Partnership
Eric Bleier	Coordinator, Memphis Grizzlies Charitable Foundation
Joel Katz	Associate, Memphis Grizzlies Charitable Foundation

## Human Resources

Arnetria Knowles	Senior Director, Human Resources
Kimberly Brunt-Stephens	Manager, Human Resources
Janice Rayner	Receptionist

## Marketing Communications/Event Presentation

John Pugliese	Senior Director, Marketing Communications
Cynthia Hazell-Cutchin	Director, FedExForum and Media Marketing
David Thompson	Director, Creative Services
Lesley Torrell	Director, Internet Marketing and Development
Jason Potter	Director, Promotions and Event Presentation
Brad Dillard	Senior Manager, Creative Services
Tamara Moore	Dance Team Choreographer
Terran Gary	Entertainment Coordinator
Eric McMahon	Mascot Coordinator
Carly Knight	Manager, Promotions
Sean O'Daniels	Manager, Web Development and Design
Joey Thorsen	Coordinator, Event Presentation

## Media Relations

Ross Wooden	Coordinator, Basketball Communications and Publications
-------------	------------------------------------------------------------





### Ticket Sales and Service

Dennis O'Connor	Vice President, Ticket Sales and Service
Lamont Nelson	Senior Director, Group Sales
Mat Warner	Senior Director, Premium Sales and Service
Gregg Crone	Director, Premium Service
Brian Lowe	Director, Ticket Sales and Service
Paige Perkins	Senior Manager, Premium Sales
Monica King	Manager, Client Services
Hateisha Williamson	Manager, Premium Service
Jill Berryman	Coordinator, Ticket Sales and Service
Falitta Covington	Account Executive, Client Services
Parker Cinfel	Account Executive, Ticket Sales
Dan Dial	Account Executive, Ticket Sales
Makinzie Foos	Account Executive, Group Sales
Katina Garrard	Account Executive, Client Services
Lance Gooch	Account Executive, Group Sales
David Harmon	Account Executive, Premium Sales
Rickie Means	Account Executive, Client Services
David Ridenhour	Account Executive, Group Sales
Joshua Robinson	Account Executive, Group Sales
Carl Rosen	Account Executive, Client Services
Peggy Rounds	Account Executive, Ticket Sales
Jeremy Smith	Account Executive, Ticket Sales
Christopher Berretta	Inside Sales Representative
Reshould Collins	Inside Sales Representative
Mark Greer	Inside Sales Representative
April Grimmig	Inside Sales Representative
Rayfeal Harvey	Inside Sales Representative
Clifford Jernigan	Inside Sales Representative

### Arena Operations

Eric Granger	Vice President, Arena Operations and Entertainment
Brett Reopell	Booking Director, AEG
Mike Cerha	Senior Director, Arena Operations
Peter Pugh	Director, Operations
Thomas Carrier	Manager, Event Operations
Megan George	Coordinator, Event Operations
Willie Fisher	Supervisor, Conversion
Scotty Swanger	Supervisor, Conversion
Maurio Batts	Coordinator, Conversion
Torey Smith	Coordinator, Conversion
Jose Gonzales	Building Painter
Mark Welch	Carpenter
Renée Sparks	Supervisor, Central Services
Benjamin Newsham	Clerk, Central Services
Phil Allen	Site Manager, Central Defense Systems
Bob O'Neal	General Manager, Crew One

Bob Tiedemann	Director of Engineering, S.M. Lawrence
Barry Callicut	Building Engineer, S.M. Lawrence
Don Orman	Building Engineer, S.M. Lawrence
Kelvin Williams	Building Engineer, S.M. Lawrence
Keith Armstrong	Electrician, S.M. Lawrence
Cedric Rogers	Electrician, S.M. Lawrence
Jason Johnson	Facility Director, ServiceMaster
Roosevelt Johnson	Post Event Manager, ServiceMaster
LaTeisha Hammond	Day Staff Supervisor, ServiceMaster

### EVENT SERVICES

Tyra Taylor	Director, Event Services
Mike Sullivan	Manager, Event Services
Paula Richmond	Manager, Staff Services
David Rodríguez	Coordinator, Event Services
Toby Blasingame	Regional Director, Ameripark
Bryan Coleman	Parking Director, Ameripark
Rufus Organ	Regional Manager, Andy Frain Services
Margaret Organ	Site Manager, Andy Frain Services

### FEDEX

Zack Cowell	FedEx
-------------	-------

### GAME DAY MERCHANDISING

Maureen Wolf	General Manager, Retail
Steve Cox	Assistant General Manager, Retail

### INFORMATION TECHNOLOGY

Mike Garrison	Vice President, Information Technology
Richard Brewer	Events Manager, Information Technology
Will Lewis	Manager, IT Services

### LEVY RESTAURANTS

David LaPorte	Director, Operations
Mark Mabry	Executive Chef
Perrin Harper	Manager, Catering and Sales
Bruce Taylor	Sous Chef
Paul Bonney	ADO, Concessions
Ian Cullen	Senior Manager, Concessions
Cedric Akins	Manager, Concessions
Bobby Zapf	Director, Purchasing
Tanya Varner	Manager, Accounting

### TICKET OPERATIONS

Garth Webster	Vice President, Ticket Operations
Anita Biles	Manager, Ticket Operations
Michael Rose	Manager, Ticket Operations
Amber Bryant	Coordinator, Ticket Operations
Tabatha Dailey	Coordinator, Ticket Operations
Lisa Smith	Coordinator, Ticket Operations



# TICKET INFORMATION



ONLINE

THIRD STREET/PLAZA ENTRANCE

MAIN ENTRANCE

BOX OFFICE

TOYOTA PARKING GARAGE

BEALE STREET

NORTH



Section	Single Game	Season Ticket	16-Game Pack	10-Game Power Pack	Group Ticket	Group Value
<b>U</b> Terrace IV	\$5	SOLD OUT	SOLD OUT	SOLD OUT	SOLD OUT	SOLD OUT
<b>T</b> Terrace III	\$18	\$10	\$11	\$12	\$15	\$12
<b>S</b> Terrace II	\$35	\$20	\$25	\$30	\$25	\$15
<b>R</b> Terrace I	\$47	\$25	\$28	\$32	\$35	\$20
<b>N</b> First Tennessee Club Baseline	\$99	\$50	\$65	\$70	\$70	\$40
<b>M</b> First Tennessee Club Sideline	\$99	\$79	\$80	\$85	\$70	\$40
<b>E</b> Plaza IV	SOLD OUT	SOLD OUT	SOLD OUT	SOLD OUT	SOLD OUT	SOLD OUT
<b>D</b> Plaza III	\$62	\$52	\$55	\$60	\$55	\$35
<b>C</b> Plaza II	\$82	\$69	\$75	\$80	\$75	\$45
<b>B</b> Plaza I	\$125	\$88	\$95	\$99	\$95	\$75
<b>A</b> Courtside	\$227	\$129	\$150	\$155	\$150	NOT AVAILABLE

FedExForum

GET TICKETS AT THE FEDEXFORUM BOX OFFICE, ALL TICKETMASTER LOCATIONS, TICKETMASTER.COM, OR BY PHONE AT 1.800.745.3000 • FOR EVENT INFORMATION, CALL THE HOTLINE AT 901.205.2525 OR VISIT FEDEXFORUM.COM







## TONY ALLEN

POSITION	GUARD
HT., WT.	6-4, 213
NBA SEASONS	7
PRIOR TO NBA	OKLAHOMA STATE

## 2010-11 SEASON

Emerged as one of the NBA's most aggressive perimeter defenders in his first season in Memphis, averaging 8.9 points, 2.7 rebounds, 1.4 assists along with a career-high and team-high 1.79 steals on .510 shooting in 20.8 minutes in 72 games (31 starts)... Named to the NBA All-Defensive Second Team, becoming the first Grizzlies player to earn All-Defensive honors, and finished fourth in the NBA Defensive Player of the Year voting... His steals per 48 minute average (4.14) was an entire steal ahead of second-place (Chris Paul) and the highest the league had seen since Nate McMillan in 1993-94... Was one of two qualifying players (LeBron James) to average at least 1.50 steals and 0.50 blocks per game (0.61)... Led the NBA in steal percentage (.045), a measure of opponent possessions that end with a steal by a player while on the court... Averaged over a steal per game for the sixth time in his career... Became an offensive threat after Rudy Gay's season-ending shoulder injury, averaging 13.3 points on .542 shooting in 23 games (all starts) after the All-Star Break... Averaged 13.4 points, 3.6 rebounds, 2.0 assists and 2.26 steals on .541 shooting in 28.7 minutes in 31 starts... The Grizzlies went 19-7 when he played at least 25 minutes... Scored 10-plus points 29 times and 20-plus points seven times, including a season-high 27 points in a season-high 40 minutes on Feb. 8 at Oklahoma City... Also added five steals and three blocks in that game, becoming the first player in franchise history to post a stat line of at least 27 points, five thefts and three rejections... *Grabbed a career-high 11 rebounds to go with 19 points, a season-high six assists and season-high tying six steals on March 19 vs. Indiana, his second career double-double...* Also tallied a season-high tying six steals on Dec. 27 vs. Toronto... Recorded 11 points, four rebounds, three assists and three steals on Nov. 13 vs. Boston in his first game against his former team... Tied a franchise record with four steals in the first quarter on Nov. 15 at Orlando, duplicating the feat in the fourth quarter on Dec. 11 at LA Clippers... Recorded a steal in a career-high 14 consecutive games from March 1-30... Blocked a shot in a career-high eight consecutive games from March 23-April 8... Missed four games from Jan. 12-19 due to a sore left knee... DNP (Coach's Decision) six times... **2011 PLAYOFFS:** Established new playoff career highs by averaging 8.8 points, 2.9 rebounds, 1.5 assists and 1.92 steals in 26.9 minutes in 13 games (all starts) while helping the Grizzlies advance to the Western Conference Semifinals for the first time in team history... Ranked fourth in the NBA in steals per game during the playoff run while becoming the Grizzlies' all-time postseason leader for total steals... *Tied a playoff career high with 15 points in Game 2 of the first round on April 20 at San Antonio.*

## NBA CAREER

The seven-year NBA veteran was selected to the 2010-11 NBA All-Defensive Second Team in his first season with the Memphis Grizzlies, becoming the first Grizzlies player to earn All-Defensive honors... Also finished fourth in the 2010-11 Defensive Player of the Year voting... A member of the 2007-08 NBA Champion Boston Celtics... Holds career averages of 7.5 points, 2.6 rebounds, 1.3 assists and 1.18 steals in 18.8 minutes in 408 games (113 starts) with the Grizzlies and Celtics... Ranks in the top 25 in Celtics history with 351 steals (21st) and 117 blocks (T-24th)... Since suffering a torn anterior cruciate ligament (ACL) and medial collateral ligament (MCL) in his left knee in January 2007, has averaged 7.4 points, 2.5 rebounds, 1.4 assists and 1.23 steals in 24.7 games... Has two career double-doubles... **2009-10 (BOSTON):** Played a key defensive role for the Eastern Conference champion Celtics, averaging 6.1 points, 2.7 rebounds, 1.3 assists and 1.07 steals in 16.5 minutes in 77 games (eight starts)... Notched his first career double-double on Dec. 27, 2009 at LA Clippers with 10 points and 10 rebounds... *Dished out a career-high tying seven assists on Jan. 2, 2010 vs. Toronto...* **2010 PLAYOFFS:** Averaged 5.1 points and 1.04 steals in 16.3 minutes in 24 playoff games... *Scored a playoff career-high tying 15 points in Game 4 of the Eastern Conference Semifinals on May 9, 2010 vs. Cleveland...* **2008-09 (BOSTON):** In his fifth season with the Celtics, averaged 7.8 points, 2.3 rebounds, 1.4 assists and 1.17 steals in 19.3 minutes in 46 games (two starts)... **2009 PLAYOFFS:** Averaged 0.9 points and 0.9 rebounds in 6.0 minutes in 10 postseason appearances... **2007-08 (BOSTON):** Averaged 6.6 points, 2.2 rebounds and 1.5 assists in his fourth season in Boston, playing 18.3 minutes in 75 games (11 starts)... Posted averages of 9.6 points, 2.9 rebounds and 1.45 steals in 29.3 minutes in his 11 starts... **2008 PLAYOFFS:** Averaged 1.3 points in 4.3 minutes in 15 postseason games, as the Celtics defeated the Los Angeles Lakers in the NBA Finals... **2006-07 (BOSTON):** In his third season in Boston, averaged career-highs of 11.5 points, 3.8 rebounds, 1.7 assists and 1.48 steals in 24.4 minutes in 33 games (18 starts) before suffering a torn anterior cruciate ligament (ACL) and torn medial collateral ligament (MCL) in his left knee on Jan. 10, 2007 and missing the final 48 games of season... Surgery performed on Jan. 13, 2007 ended season... *Recorded a career-high seven steals on Jan. 7, 2007 at Orlando...* *Scored a career-high 30 points in a career-high 48 minutes on Dec. 15, 2006 vs. Denver...* **2005-06 (BOSTON):** In his second season



with the Celtics, averaged 7.2 points, 2.2 rebounds, 1.3 assists and 1.00 steals in 19.2 minutes in 51 games (nine starts)... **Notched a career-high four blocks on March 20, 2006 vs. LA Lakers...** **2004-05 (BOSTON):** As a rookie, averaged 6.4 points, 2.9 rebounds, 0.8 assists and 0.99 steals (T-4th among rookies) in 16.4 minutes in 77 games (34 starts)... Participated in the Rookie Challenge at the 2005 NBA All-Star Weekend, scoring a team-high 17 points along Luol Deng and then-Celtics teammate Al Jefferson... Scored 20 points in his first career start on Jan. 22, 2005 at Atlanta... Made NBA debut and scored first career points on Nov. 3, 2004 vs. Philadelphia... **2005 PLAYOFFS:** Appeared in all seven playoff games (three starts) for the Celtics, averaging 2.7 points and 1.7 rebounds in 12.9 minutes.

## CAREER TRANSACTIONS

Selected by the Boston Celtics with the 25th overall pick of the 2004 NBA Draft by then-Celtics General Manager and current Grizzlies GM Chris Wallace... Signed with Boston on July 3, 2004... Re-signed with Boston on July 23, 2008... Signed with the Memphis Grizzlies as a free agent on July 13, 2010.

## COLLEGE CAREER

In two seasons at Oklahoma State (2002-04), averaged 15.3 points, 5.5 rebounds, 2.9 assists, 2.01 steals and 0.82 blocks in 31.4 minutes in 67 games (62 starts)... Became first player in school history to surpass the 1,000 career point mark in only two seasons... Led the Cowboys to the 2004 Final Four in his senior season... **2003-04:** Appeared in 35 games (34 starts) for the Cowboys, averaging a team-leading 16.0 points, 5.5 rebounds and 2.1 steals... Named Big 12 Player of the Year and earned Honorable Mention All-America by *The Associated Press* as a senior... Scored 23 points and grabbed seven boards in Sweet 16 win over Pittsburgh in the NCAA Tournament... Recorded 13 points, four rebounds and four assists in Oklahoma State's 67-65 loss to Georgia Tech in the 2004 Final Four... **2002-03:** Averaged 14.4 points and 5.4 boards in 32 games (28 starts) as a junior... Was a consensus selection as Big 12 Newcomer of the Year... **2001-02:** Appeared in 38 games as a sophomore for Wabash Valley (Ill.), averaging 14.5 points and 5.3 rebounds... Helped lead Wabash to a 32-6 overall record and a fourth place finish at the NJCAA championships, where he averaged 22.8 points and 10.5 rebounds... Named Second Team All-Region XXIV... **2000-01:** Appeared in 32 games (31 starts) as a freshman for Butler County (Kan.) CC, averaging 16.5 points, 6.1 rebounds and 2.8 steals... Named Second Team All-Jayhawk West Conference and was Jayhawk West Freshman of the Year.

## PERSONAL

Born Jan. 11, 1982 in Chicago, Ill... Son of Ella Allen... Has two sisters, Ebony and Dominique, and a brother, Ryan... Majored in education at Oklahoma State... Remains close friends with former University of Memphis assistant coach Glynn Cyprien, who served as an assistant during his college career at Oklahoma State... Attended Crane High School in Chicago and played alongside Detroit Pistons guard Will Bynum... Participated in the Impact Basketball Training Series in Las Vegas during the 2011 offseason... Enjoys listening to music in his spare time... Nicknamed "Gucci" by his teammates in Boston... Visited with patients at Le Bonheur Children's Medical Hospital along with teammates Sam Young and Ish Smith on April 6, 2011... Was an active supporter of the Celtics Hurricane Katrina Relief Efforts... Participated in the Children's Hospital Miles for Miracles Walk in 2005 and 2006.

### NBA Regular Season Statistics

Year-Team	G-GS	MIN	Field Goals		3-Point	Free Throws		Rebounds		AST	PF-DQ	STL	TO	BLK	PTS	RPG	APG	PPG
			FGM-FGA	PCT	FGM-FGA	PCT	FTM-FTA	PCT	OFF-DEF-TOT									
04-05 BOS	77-34	1262	184-387	.475	12-31	.387	112-152	.737	85-136-221	64	156-2	76	77	24	492	2.9	0.8	6.4
05-06 BOS	51-9	978	129-274	.471	11-34	.324	100-134	.746	32-79-111	67	126-0	51	67	18	369	2.2	1.3	7.2
06-07 BOS	33-18	805	133-259	.514	8-33	.242	105-134	.784	35-89-124	56	87-0	49	75	12	379	3.8	1.7	11.5
07-08 BOS	75-11	1373	169-389	.434	18-57	.316	138-181	.762	34-134-168	114	168-1	62	109	21	494	2.2	1.5	6.6
08-09 BOS	46-2	887	137-284	.482	6-27	.222	79-109	.725	22-82-104	66	98-1	54	77	22	359	2.3	1.4	7.8
09-10 BOS	54-8	889	129-253	.510	0-5	.000	72-119	.605	52-93-145	72	109-1	59	66	19	330	2.7	1.3	6.1
10-11 MEM	72-31	1494	251-492	.510	4-23	.174	137-182	.753	70-123-193	104	161-0	129	86	44	643	2.7	1.4	8.9
<b>TOTALS</b>	<b>408-113</b>	<b>7688</b>	<b>1132-2338</b>	<b>.484</b>	<b>59-210</b>	<b>.281</b>	<b>743-1011</b>	<b>.735</b>	<b>330-736-1066</b>	<b>543</b>	<b>905-5</b>	<b>480</b>	<b>557</b>	<b>161</b>	<b>3066</b>	<b>2.6</b>	<b>1.3</b>	<b>7.5</b>

### NBA Playoff Statistics

Year-Team	G-GS	MIN	Field Goals		3-Point	Free Throws		Rebounds		AST	PF-DQ	STL	TO	BLK	PTS	RPG	APG	PPG
			FGM-FGA	PCT	FGM-FGA	PCT	FTM-FTA	PCT	OFF-DEF-TOT									
04-05 BOS	7-3	90	8-18	.444	0-0	---	3-7	.429	4-8-12	2	17-1	3	5	2	19	1.7	0.3	2.7
07-08 BOS	15-0	65	9-16	.563	0-1	.000	2-5	.400	1-2-3	3	5-0	2	1	0	20	0.2	0.2	1.3
08-09 BOS	10-0	60	4-8	.500	0-0	---	1-1	1.000	1-8-9	3	4-0	2	1	0	9	0.9	0.3	0.9
09-10 BOS	24-0	391	47-98	.480	0-5	.000	28-36	.778	13-28-41	17	58-0	25	23	14	122	1.7	0.7	5.1
10-11 MEM	13-13	350	43-101	.426	1-7	.143	27-41	.659	15-23-38	20	43-1	25	24	5	114	2.9	1.5	8.8
<b>TOTALS</b>	<b>69-16</b>	<b>957</b>	<b>111-241</b>	<b>.461</b>	<b>1-13</b>	<b>.077</b>	<b>6-90</b>	<b>.678</b>	<b>34-69-103</b>	<b>45</b>	<b>127-2</b>	<b>57</b>	<b>54</b>	<b>21</b>	<b>284</b>	<b>1.5</b>	<b>0.7</b>	<b>4.1</b>

## Single Game Highs

<b>PTS 30</b>	12/15/06, BOS vs DEN	<b>3FGA 4</b>	12/16/07, BOS at TOR (2x)	<b>AST 7</b>	1/2/10, BOS vs TOR (2x)
<b>FGM 11</b>	11/9/08, BOS at DET (2x)	<b>FTM 11</b>	12/27/06, BOS at LAC	<b>STL 7</b>	1/7/07, BOS at ORL
<b>FGA 17</b>	3/30/11, MEM vs GS (4x)	<b>FTA 14</b>	2/22/11, MEM at DEN	<b>BLK 4</b>	3/20/06, BOS vs LAL
<b>3FGM 2</b>	1/4/11, MEM vs OKC (10x)	<b>REB 11</b>	3/19/11, MEM vs IND	<b>MIN 48</b>	12/15/06, BOS vs DEN

INTRO

PLAYERS

OWNERSHIP

FRONT OFFICE

MEDIA

COMMUNITY INVESTMENT

HISTORY

PLAYOFFS

REVIEW

OPPONENTS

NBA

00

MEMPHIS GRIZZLIES



## DARRELL ARTHUR

POSITION	<b>FORWARD</b>
HT., WT.	<b>6-9, 235</b>
NBA SEASONS	<b>3</b>
PRIOR TO NBA	<b>KANSAS</b>

PLAYERS

## 2010-11 SEASON

A breakout performer in his third NBA season, posted career highs for scoring (9.1), field goal percentage (.497), blocks (0.79) and minutes (20.1)... Also averaged 4.3 rebounds and 0.65 steals over 80 games (nine starts)... Recorded the nine highest scoring games of his career... Shot .813 from the free throw line after going .633 from the foul line in his previous two seasons... Averaged 12.2 points and 6.0 rebounds on .485 shooting in 29.2 minutes in nine starts, reaching double figures seven times... His improvement directly contributed to the Grizzlies bench averaging 27.4 points this season after getting just 20.0 points from the reserves last season... Scored 10-plus points 31 times and 20-plus points four times, *including a career-high 24 points on Feb. 13 vs. Denver...* Memphis went 21-10 when he scored in double digits... Grabbed 10-plus rebounds twice, including a season-best 11 boards on Nov. 5 at Phoenix... Posted two double-doubles, both off the bench in overtime games against the Suns on Nov. 5 and Dec. 8... Inactive twice from Nov. 30-Dec. 1 due to a strained left groin... **2011 PLAYOFFS:** Averaged 7.1 points and 2.2 rebounds in 15.5 minutes in 13 games while helping the Grizzlies advance to the Western Conference Semifinals for the first time in team history... *Scored a playoff career-high 17 points in Game 4 of the first round on April 25 vs. San Antonio.*

## NBA CAREER

The three-year veteran holds career averages of 6.9 points, 4.2 rebounds and 0.6 assists in 18.8 minutes in 188 games (73 starts) with the Memphis Grizzlies... Has five career double-doubles... **2009-10 (MEMPHIS):** Averaged 4.5 points and 3.2 rebounds in 32 games after missing the first 50 games of the season due to right pectoralis surgery during the preseason... **2008-09 (MEMPHIS):** In first NBA season, ranked in the Top 10 among NBA rookies in rebounds (4.6, 8th), blocks (0.68, 7th) and steals (0.68, 10th)... Also averaged 5.6 points and 0.6 assists in 19.3 minutes in 76 games (64 starts)... *Blocked a career-high five shots on March 18, 2009 vs. Denver... Registered a double-double off the bench in his first career NBA game with 11 points and a career-high 15 rebounds on Oct. 29, 2008 at Houston, breaking Benoit Benjamin's 13-year-old franchise record for most rebounds (13) in a Grizzlies debut.*

## CAREER TRANSACTIONS

The early-entry candidate was selected in the first round (27th overall) of the 2008 NBA Draft by the New Orleans Hornets... Was traded three times and was property of four different NBA teams on draft night... First, his rights were traded by New Orleans to the Portland Trail Blazers for cash considerations... Traded later that night from Portland to the Houston Rockets for the draft rights to Nicolas Batum (25th) and the draft rights to Joey Dorsey (33rd)... Finally, traded from Houston to the Memphis Grizzlies for the draft rights to Donte' Greene (28th) and a 2009 second round pick... Signed a multi-year contract with the Grizzlies on July 19, 2008.

## COLLEGE CAREER

In two seasons at Kansas (2006-08), averaged 11.3 points, 5.5 rebounds and 1.40 blocks on 54.1 percent shooting in 21.9 minutes in 78 games (46 starts)... **2007-08:** Named First Team All-Big 12 as a sophomore, tying for second on his team in scoring (12.8 ppg) and ranking second in rebounding (6.3) for the 2008 National Champion Jayhawks... Scored 20 points (9-of-13 FG) and hauled in 10 rebounds in the national championship game on April 7, 2008 vs. Memphis... **2006-07:** Led the team and ranked fourth in the conference in blocked shots (1.5) as a freshman... Recorded a career-high 26 points in third collegiate game on Nov. 19, 2006 vs. Towson.





## PERSONAL

Born March 25, 1988 in Dallas, Tex... Full name is Darrell Antwonnie Arthur... Mother is Sandra Arthur... Name is pronounced dur-RELL... After being selected in the 2008 NBA Draft, gained nearly 20 pounds of muscle before training camp... Joined fellow Jayhawks Xavier Henry and Josh Selby in Kansas' "Legends of the Phog" alumni exhibition game on Sept. 24, 2011 at Allen Fieldhouse... Played alongside his cousin, Quinton Ross, with the Grizzlies during the 2008-09 season... As part of the Grizzlies' "Get Fit" initiative promoting health and well-being, hosted fitness assemblies at five different elementary schools in the Memphis area during the 2008-09 season... Hosted the opening of a Reading and Learning Center at the Downtown Porter Boys and Girls Club in Memphis in Sept. 2008... Attended South Oak Cliff High School and led them to back-to-back Texas 4A state championships in 2005 and 2006, winning the tournament's MVP both times... Named the *Dallas Morning News* Player of the Year in 2006 and co-Mr. Basketball by Texas Association of Basketball Coaches (TABC) in 2006... Named the 4A Player of the Year by the TABC in 2005 and 2006... Nickname is "Shady"... Was the first Kansas Jayhawk to don 00 since Greg Ostertag.

### NBA Regular Season Statistics

Year-Team	G-GS	MIN	Field Goals		3-Point		Free Throws		Rebounds		AST	PF-DQ	STL	TO	BLK	PTS	RPG	APG	PPG
			FGM-FGA	PCT	FGM-FGA	PCT	FTM-FTA	PCT	OFF-DEF-TOT										
08-09 MEM	76-63	1464	191-436	.438	0-2	.000	40-60	.667	108-238-346	43	206-1	52	47	52	422	4.6	0.6	5.6	
09-10 MEM	32-1	457	63-146	.432	0-1	.000	17-30	.567	37-73-110	15	60-0	14	22	14	143	3.4	0.5	4.5	
10-11 MEM	80-9	1609	310-624	.497	0-6	.000	109-134	.813	115-227-342	53	228-4	52	88	63	729	4.3	0.7	9.1	
<b>TOTALS</b>	<b>188-73</b>	<b>3530</b>	<b>564-1206</b>	<b>.468</b>	<b>0-9</b>	<b>.000</b>	<b>166-224</b>	<b>.741</b>	<b>260-538-798</b>	<b>111</b>	<b>494-5</b>	<b>118</b>	<b>157</b>	<b>129</b>	<b>1294</b>	<b>4.2</b>	<b>0.6</b>	<b>6.9</b>	

### NBA Playoff Statistics

Year-Team	G-GS	MIN	Field Goals		3-Point		Free Throws		Rebounds		AST	PF-DQ	STL	TO	BLK	PTS	RPG	APG	PPG
			FGM-FGA	PCT	FGM-FGA	PCT	FTM-FTA	PCT	OFF-DEF-TOT										
10-11 MEM	13-0	201	39-85	.459	1-1	1.000	13-17	.765	14-15-29	7	30-0	7	12	12	92	2.2	0.5	7.1	
<b>TOTALS</b>	<b>13-0</b>	<b>201</b>	<b>39-85</b>	<b>.459</b>	<b>1-1</b>	<b>1.000</b>	<b>13-17</b>	<b>.765</b>	<b>14-15-29</b>	<b>7</b>	<b>30-0</b>	<b>7</b>	<b>12</b>	<b>12</b>	<b>92</b>	<b>2.2</b>	<b>0.5</b>	<b>7.1</b>	

### Single Game Highs

**PTS** 24 2/13/11, MEM vs DEN  
**FGM** 9 3/1/11, MEM vs SA (2x)  
**FGA** 19 3/1/11, MEM vs SA  
**FTM** 9 3/9/11, MEM vs NY

**FTA** 10 2/13/11, MEM vs DEN  
**OREB** 6 3/20/10, MEM vs GS  
**DREB** 11 10/29/08, MEM at HOU  
**REB** 15 10/29/08, MEM at HOU

**AST** 4 3/17/11, MEM at NY  
**STL** 4 3/18/09, MEM vs DEN  
**BLK** 5 3/18/09, MEM vs DEN  
**MIN** 37 1/28/09, MEM at OKC

INFO

PLAYERS

OWNERSHIP

FRONT OFFICE

MEDIA

COMMUNITY INVESTMENT

HISTORY

PLAYOFFS

REVIEW

OPPONENTS

NBA

11

MEMPHIS GRIZZLIES



PLAYERS



## MIKE CONLEY

POSITION	GUARD
HT., WT.	6-1, 185
NBA SEASONS	4
PRIOR TO NBA	OHIO STATE

## 2010-11 SEASON

Continued his ascension as a floor leader with a career year, posting career highs for scoring (13.7 points), assists (6.5, T-16th in the NBA) and steals (1.78, 6th) after signing a multi-year contract extension with Memphis on Nov. 1... Shot .444 from the field while averaging 35.5 minutes and playing in a team-high tying 81 games (all starts)... Set the single-season franchise record for total steals (144), surpassing James Posey's previous team best (137 in 2003-04) on April 5 vs. LA Clippers... Led the team in assists for the fourth consecutive season and posted the franchise's highest assists average since Jason Williams (6.8) in 2003-04... Led the team in assists in 67 games of his 81 games played... *Tied his own franchise record with a career-high tying seven steals on Oct. 30 vs. Minnesota*, while the Grizzlies recorded a franchise-record 22 thefts as a team... Posted a 3:0 assist-to-turnover ratio, 11th in the NBA... Scored 10-plus points 62 times and 20-plus points 13 times, including a season-high 28 points in a Nov. 30 win over the Los Angeles Lakers... Dished out 10-plus assists nine times, including a career-high 14 assists on Dec. 8 at Phoenix... Notched seven double-doubles... Memphis went 7-2 when he reached 10-or-more assists and 6-1 when he posted a double-double... Recorded back-to-back point-assist double-doubles on Jan. 29-31, a career first... Played a career-high 47 minutes on Nov. 5 at Phoenix... **2011 PLAYOFFS:** After a breakout regular season, averaged 15.2 points, 3.8 rebounds, 6.4 assists and 1.08 steals in 39.0 minutes while guiding Memphis to a 13-game playoff campaign and the team's first-ever trip to the Western Conference Semifinals... Ranked eighth in the NBA in assists during the playoffs... *Scored a playoff career-high 25 points in Game 2 of the Western Conference Semifinals on May 3 at Oklahoma City*... Became the franchise's all-time postseason leader in assists... Set a club playoff record with 10 assists in Game 1 of the first round on April 17 at San Antonio, including the set-up to Shane Battier for the go-ahead three-pointer with 23.9 seconds remaining... *Broke his own mark with a playoff career-high 12 helpers in Game 6 on May 13 vs. Oklahoma City*... Scored 12 of his 16 points in the fourth quarter in Game 4 on May 9 vs. Oklahoma City, tying the game with a deep three-pointer over Kendrick Perkins with 3.5 seconds remaining in regulation and forcing the first of three overtimes.

## NBA CAREER

The four-year veteran holds career averages of 11.7 points, 2.9 rebounds and 5.2 assists in 31.5 minutes in 296 games (268 starts) with the Memphis Grizzlies... Has improved his yearly averages for points, assists and steals in each of his four NBA seasons... Set the Grizzlies single-season franchise record for total steals (144) in 2010-11... Has shot .386 from three-point range (221-of-572 3FG) in 192 games since Lionel Hollins' hiring on Jan. 25, 2009 after averaging .358 percent from long range (59-of-165 3FG) in 96 games before Hollins took over... Has missed only one game in the past three years due to injury (three missed games total) and has started in his last 204 games played dating back to Jan. 19, 2009 vs. Detroit... Has 16 career double-doubles... Selected in the first round (fourth overall) by Memphis in the 2007 NBA Draft after helping lead Ohio State to the national championship game in his freshman season with the Buckeyes... **2009-10 (MEMPHIS):** Continued improving in his third season, posting 12.0 points, a team-high 5.3 assists (T-21st in the NBA) and 1.36 steals in 32.1 minutes in 80 games (all starts)... Led the team in assists for the third consecutive season and three-point percentage for the second-straight year... Averaged 17.1 points and 5.7 assists on .486 shooting in the final 15 games... Sank the game-winning layup with 3.0 seconds remaining in overtime on Dec. 8, 2009 vs. Cleveland after driving past Shaquille O'Neal... **2008-09 (MEMPHIS):** In his second NBA campaign, improved upon his rookie averages with 10.9 points, 3.4 rebounds and a team-leading 4.3 assists (T-35th in the NBA) in 30.6 minutes in 82 games (61 starts)... Led the team in three-point field goal percentage (career-high .406, T-31st)... Showed vast improvement following the coaching change, posting 14.3 points, 3.9 rebounds and 5.7 assists on .454 shooting (.413 3FG) in 36.3 minutes in 39 games after Lionel Hollins was named as the team's head coach on Jan. 25, 2009... Tied a franchise record with seven steals on April 12, 2009 at Phoenix... *Scored a career-high 31 points on March 7, 2009 vs. Philadelphia, while sinking a career-best 14 field goals...* All seven of his 20-point games came in the final 22 games of the season (none in the season's first 60 games and just twice in his first 113 career games)... *Grabbed a career-high 10 rebounds on Dec. 12, 2008 vs. Chicago and on Feb. 20, 2009 vs. Sacramento...* *Swiped a franchise-record tying and career-high tying seven steals on April 13, 2009 at Phoenix...* **2007-08 (MEMPHIS):** Led all rookies with a team-high 4.2 assists per game while averaging 9.4 points in 54 games... Selected to play in the T-Mobile Rookie Challenge on Feb. 15, 2008 in New Orleans, posting two points and a team-best eight assists.



## CAREER TRANSACTIONS

The early-entry candidate was selected in the first round (fourth overall) by the Grizzlies in 2007 NBA Draft after helping lead Ohio State to the national championship game in his freshman season... Signed a multi-year contract on July 30, 2007... Signed a multi-year extension with Memphis on Nov. 1, 2010.

## COLLEGE CAREER

In his lone collegiate season (2006-07), helped lead Ohio State to a 35-4 record and the national championship game in his freshman season... Named First Team All-Big Ten by the media and Second Team All-Big Ten by the coaches... Named to the 2007 Big Ten All-Tournament Team... Started all 39 games and finished third on the team in scoring (11.7 points) and first in assists (6.1) and steals (2.2)... Made a major impact in the NCAA Tournament, averaging 16.0 points, 4.8 assists and 5.0 rebounds in six tourney games... Finished with 20 points, six assists and four steals in the NCAA Championship game April 2, 2007 against Florida... Tallied one double-double as a Buckeye with 17 points and 10 assists on Jan. 17, 2007 in a win over Northwestern.

## PERSONAL

Born Oct. 11, 1987 in Fayetteville, Ark. and raised in Indianapolis, Ind... Son of Rene and Mike Conley, Sr., a 1992 Olympic Gold Medalist in the triple jump and silver medalist in 1984... Has three siblings, Joan, Sydney and Jon... Mike, Sr. earned nine NCAA individual titles at Arkansas (class of 1985) and was inducted into the USA Track and Field Hall of Fame in 2004... Was a high school and college teammate of 2007 No. 1 overall draft pick Greg Oden of the Portland Trail Blazers... Conley, Sr. coached both Oden and Conley during the summers, beginning when the pair was in sixth grade, and now serves as the agent to both players... Both Conley Sr. and Jr. own high school basketball state championships... Participated with teammate Zach Randolph and other NBA stars in the "Ball For It All Classic" at the University of Indianapolis on Sept. 24, 2011... Along with Marc Gasol, Rudy Gay and Zach Randolph, co-hosted the 2011 Staxtacular event, his second consecutive year hosting the fundraiser benefiting the Stax Music Academy... An active participant in the Grizzlies TEAM UP Mentoring initiative throughout his NBA career... Is one of two Grizzlies players (Pau Gasol) to ever join the Grizzlies Foundation Board of Directors... Participated in the 2008 and 2009 "Peyback Bowl" event hosted by NFL superstar Peyton Manning, finishing second in 2008 to NFL Pro Bowl wide receiver Reggie Wayne... Aspires to earn a degree in criminal law and become an attorney... Enjoys bowling, video games and movies... An avid bowler, who averages over 200, hosted his second annual Bowl-N-Bash on Sept. 26, 2009 to benefit the Special Olympics and Memphis Police Sports Federation... Took part in Grizzlies Head Coach Lionel Hollins' annual "Bowling for Backpacks" event in Memphis on Aug. 15, 2009... Mentored Team Europe as a selected NBA player-mentor during the 2009 Adidas Nations event in Dallas, Tex... Along with Rudy Gay, served Thanksgiving meals and signed autographs to the teens at The Youth Villages Boys Shelter in Memphis in November 2008... Lost just 11 games in high school career (2002-06) and college career (2006-07) combined.

### NBA Regular Season Statistics

Year-Team	G-GS	MIN	Field Goals		3-Point		Free Throws		Rebounds		PF-DQ	STL	TO	BLK	PTS	RPG	APG	PPG
			FGM-FGA	PCT	FGM-FGA	PCT	FTM-FTA	PCT	OFF-DEF-TOT	AST								
07-08 MEM	53-46	1381	189-442	.428	30-91	.330	90-123	.732	21-118-139	222	85-1	44	89	2	498	2.6	4.2	9.4
08-09 MEM	82-61	2508	323-730	.442	88-217	.406	161-197	.817	25-251-276	354	146-1	90	143	8	895	3.4	4.3	10.9
09-10 MEM	80-80	2568	369-830	.445	82-212	.387	139-187	.743	30-161-425	425	178-4	109	170	12	959	2.4	5.3	12.0
10-11 MEM	81-81	2872	423-953	.444	80-217	.369	181-247	.733	32-215-247	528	182-0	144	176	18	1107	3.0	6.5	13.7
<b>TOTALS</b>	<b>296-268</b>	<b>9330</b>	<b>1304-2955</b>	<b>.441</b>	<b>280-737</b>	<b>.380</b>	<b>571-754</b>	<b>.757</b>	<b>108-745-853</b>	<b>1529</b>	<b>591-6</b>	<b>387</b>	<b>578</b>	<b>40</b>	<b>3459</b>	<b>2.9</b>	<b>5.2</b>	<b>11.7</b>

### NBA Playoff Statistics

Year-Team	G-GS	MIN	Field Goals		3-Point		Free Throws		Rebounds		PF-DQ	STL	TO	BLK	PTS	RPG	APG	PPG
			FGM-FGA	PCT	FGM-FGA	PCT	FTM-FTA	PCT	OFF-DEF-TOT	AST								
10-11 MEM	13-13	507	71-183	.388	11-37	.297	44-53	.830	7-43-50	83	39-1	14	30	3	197	3.8	6.4	15.2
<b>TOTALS</b>	<b>13-13</b>	<b>507</b>	<b>71-183</b>	<b>.388</b>	<b>11-37</b>	<b>.297</b>	<b>44-53</b>	<b>.830</b>	<b>7-43-50</b>	<b>83</b>	<b>39-1</b>	<b>14</b>	<b>30</b>	<b>3</b>	<b>197</b>	<b>3.8</b>	<b>6.4</b>	<b>15.2</b>

### Single Game Highs

**PTS** 31 3/7/09, MEM vs PHI  
**FGM** 14 3/7/09, MEM vs PHI  
**FGA** 21 3/7/09, MEM vs PHI  
**3FGM** 5 12/18/09, MEM vs IND

**3FGA** 7 2/15/11, MEM vs PHI (5x)  
**FTM** 10 3/12/10, MEM vs NY (2x)  
**FTA** 12 2/23/11, MEM at SAC (2x)  
**REB** 10 2/20/09, MEM vs MIN (2x)

**AST** 14 12/8/10, MEM at PHO  
**STL** 7 10/30/10, MEM vs MIN (2x)  
**BLK** 2 3/27/11, MEM vs A (4x)  
**MIN** 47 11/5/10, MEM at PHO

INFO

PLAYERS

OWNERSHIP

FRONT OFFICE

MEDIA

COMMUNITY INVESTMENT

HISTORY

PLAYOFFS

REVIEW

OPPONENTS

NBA





## MARC GASOL

POSITION	CENTER
HT., WT.	7-1, 265
NBA SEASONS	3
PRIOR TO NBA	AKASVAYU GIRONA

## 2010-11 SEASON

For the third consecutive season, led the team in blocks (career-high 1.68, 13th in the NBA) and field goal percentage (.527, T-14th) while averaging 11.7 points, 7.0 rebounds and a career-best 2.5 assists in 31.9 minutes in a team-high tying 81 games (all starts)... His 81 starts were a career high... One of two NBA players (Amar'e Stoudemire) to collect at least 200 assists, 125 blocks and 70 steals... Scored 10-plus points 61 times and 20-plus points four times, including a season-high 26 points on Nov. 5 at Phoenix... Grabbed 10-plus rebounds 17 times, *including a career-high tying 16 rebounds on Jan. 22 at Milwaukee*... Added 24 points while making a season-high 10 free throws on Jan. 22 at Milwaukee... Battling a left ankle sprain that forced him to miss the Oct. 27 season opener vs. Atlanta, posted 10 points and 15 rebounds, sinking the go-ahead free throw in a 91-90 victory on Oct. 29 at Dallas... Was cleared to play an hour before the game... Posted 14 double-doubles... Memphis went undefeated (7-0) when he blocked four-or-more shots... *Tied a career high with five rejections on Jan. 29 vs. Washington*... Blocked a shot in each of the final 18 games of the regular season, a career-high streak, from March 7-April 13... *Swiped a career-high tying four steals on April 2 vs. Minnesota and matched that number the following game on April 5 vs. LA Clippers*... Made his first career three-pointer on Jan. 1 at Utah and converted three of his seven long-range attempts during the season (.429)... *Played a career-high 47 minutes in double-overtime on Nov. 5 at Phoenix*... **2011 PLAYOFFS:** One of the NBA's most impressive big men throughout his first postseason campaign, averaged 15.7 points and 11.2 rebounds and 2.2 assists in 13 games and helped the Grizzlies advance to the Western Conference Semifinals for the first time in franchise history... Ranked second in the NBA in rebounds, seventh in field goal percentage (.511), fourth in blocks (2.15) and 10th in minutes (team-high 39.9) during the playoffs... Became the franchise's all-time postseason leader for rebounds and blocks both by total and by average... Recorded 15.7 points, 10.3 rebounds, 2.71 blocks and 1.57 steals during Memphis' seven-game conference semifinal series with Oklahoma City... *Tallied postseason career highs with 26 points and a franchise-record 21 rebounds in 57 minutes in triple-overtime in Game 4 on May 9 vs. Oklahoma City*... *Set a franchise playoff record with 10 offensive rebounds in the triple-overtime epic*... *Blocked a franchise postseason-record five shots on May 3 at Oklahoma City*... Dominated in his playoff debut, scoring 24 points on 9-of-10 shooting with nine rebounds and two blocks in Game 1 of the first round on April 17 at San Antonio... Continued his first-round success against San Antonio, grabbing a then-Grizzlies playoff-record 17 rebounds in Game 2 on April 20 and matching that number in Game 5 on April 27.

## NBA CAREER

The three-year pro holds career averages of 12.6 points, 7.8 rebounds and 2.2 assists in 32.7 minutes in 232 games (225 starts) with the Memphis Grizzlies... Selected in the second round (48th overall) of the 2007 NBA Draft by the Los Angeles Lakers, acquired by the Grizzlies from the Lakers on Feb. 1, 2008 as part of a blockbuster deal for older brother Pau Gasol... Finished tied for second in the voting with Oklahoma City's Kevin Durant and San Antonio's George Hill for the 2009-10 NBA Most Improved Player Award... Is the all-time franchise leader in field goal percentage (.545) and set the single-season franchise record (.581) in 2009-10... **2009-10 (MEMPHIS):** Tied for second in the voting for the 2009-10 Most Improved Player Award after establishing career highs in scoring (14.6 points) and rebounds (9.3) while shooting a franchise-record .581 from the field (4th in the NBA) in 69 games (all starts)... Led all NBA sophomores in field goal percentage, while ranking third in blocks (1.58, 13th) and double-doubles (28)... Set a franchise-record by converting 15 consecutive field goal attempts from Nov. 14-18, 2009... *Made a career-best 13 field goals in 18 attempts on Nov. 29, 2009 at LA Clippers*... Selected to play in the T-Mobile Rookie Challenge for the second-straight year, tallying 10 points, six rebounds and two blocks in 14 minutes on Feb. 12, 2010 in Dallas... **2008-09 (MEMPHIS):** Following in his older brother Pau Gasol's footsteps, enjoyed one of the best rookie seasons in franchise history, setting a new Grizzlies rookie record for field goal percentage (team-high .530, 14th in the NBA) and also leading the club in



rebounds (7.4) and blocks (1.10, 24th)... Ranked in the Top 10 among rookies in points (11.9, 7th), rebounds (T-3rd), field goal percentage (2nd), blocks (2nd), steals (0.77, 9th), assists (1.7, 10th) and minutes (30.7, 6th)... One of four rookies to lead his team in rebounds (Kevin Love, Brook Lopez, Jason Thompson)... Alongside teammate O.J. Mayo, tallied 15 points and a game-high eight rebounds as a member of the Rookie team in the T-Mobile Rookie Challenge on Feb. 13, 2010 in Phoenix as part of All-Star Weekend... *Scored a career-high 30 points on March 7, 2009 vs. Philadelphia... Grabbed a career-high 16 rebounds on Nov. 3, 2008 vs. Golden State... Recorded a career-high 10 assists on March 4, 2009 at LA Clippers...* Led the Grizzlies with 17 double-doubles (T-3rd among rookies)... His 27-point, 16-rebound game on Nov. 3, 2009 vs. Golden State made him the first player since Shaquille O'Neal (Nov. 12, 1992 vs. Washington) to record a 25-point, 15-rebound game within one of his first five games of his NBA career... Along with teammate Darrell Arthur, recorded a double-double in his NBA debut with 12 points and 12 rebounds on Oct. 29, 2008 at Houston... Came two rebounds shy of a triple-double, recording 20 points, eight rebounds and a career-high 10 assists, along with three steals and three blocks, on March 4, 2009 at LA Clippers... Led the club in free throws made (275) and attempted (375)... Shot .588 (80-of-136 FG) in the fourth quarter.

## CAREER TRANSACTIONS

Selected in the second round (48th overall) of the 2007 NBA Draft by the Los Angeles Lakers... Draft rights acquired by the Grizzlies from the Lakers on Feb. 1, 2008 along with Javaris Crittenton, Kwame Brown, Aaron McKie, two future first round picks (2008, 2010) and cash considerations in exchange for Pau Gasol and a 2010 second round pick... Signed to a multi-year contract with Memphis on July 9, 2008.

## INTERNATIONAL CAREER

His highly-decorated international career now includes a second consecutive European championship after helping brother Pau Gasol, former Grizzlies guard Juan Carlos Navarro and the Spanish National Team win the 2011 FIBA Eurobasket Championship this past September in Lithuania... Averaged 13.3 points, 7.3 rebounds and 0.73 blocks in 27.6 minutes over 11 games at FIBA Eurobasket 2011... A member of the Spanish National Team since 2006, has helped his country win five medals in international play... At the 2010 FIBA World Championship in Turkey, finished second on the team in scoring (12.8 points) and rebounding (6.4) while leading Spain in blocks (2.33) and field goal percentage (.587) in 24.0 minutes in nine games... Contributed to Spain winning its first gold medal at FIBA Eurobasket 2009 in Poland, averaging 6.7 points, 5.7 rebounds and 1.33 blocks in 18.9 minutes in nine games... Captured a silver medal at the 2008 Olympics in Beijing, China, averaging 7.1 points and 4.6 rebounds in seven games for Spain... Averaged 9.1 points and 4.6 rebounds at FIBA EuroCup 2007... Earned a silver medal at FIBA Eurobasket 2007 in Spain, averaging 4.3 points and 2.8 rebounds in 10.4 minutes in nine games... A member of the gold medal-winning Spanish National Team at the 2006 FIBA World Championship in Japan, averaged 5.5 points and 3.3 rebounds while shooting .773 from the field in 12.5 minutes in eight games... Played five seasons in the Spanish ACB League with F.C. Barcelona (2003-06) and Akasvayu Girona (2006-08)... Won the 2007-08 ACB Most Valuable Player Award after averaging 16.2 points, 8.3 rebounds and 1.8 blocks on .653 shooting... Posted 13.6 points, 7.0 rebounds and 1.4 blocks in 28.2 minutes in 66 career games with Akasvayu Girona, earning ACB All-Star honors in the 2006-07 and 2007-08 seasons... Recorded 3.2 points and 2.7 rebounds in 10.9 minutes in 50 career games over three seasons with F.C. Barcelona.

## PERSONAL

Born Jan. 29, 1985 in Barcelona, Spain... Is the younger brother of the Grizzlies' all-time leading scorer Pau Gasol and was acquired by Memphis in a package that sent Pau to the Los Angeles Lakers... Also has a younger brother, Adria... Played two seasons of high school basketball in Memphis at Lausanne High School from 2001-03 before returning to Spain to play for F.C. Barcelona... Was honored with a ceremony to retire his Lausanne jersey at halftime of the school's varsity boys basketball game on Dec. 11, 2008... The Gasol family, including Marc, followed Pau to Memphis in 2001 as he started his NBA career... Mother, Marisa, is a physician, and father, Agusti, a hospital administrator... Younger brother, Adria, is a senior at Lausanne... Donated \$14,000 – \$1,000 for each point scored on March 25, 2011 at Chicago – to the Japan Relief and Recovery Fund, helping the people of Japan recover from the devastating earthquake and tsunami of March 11, 2011... Along with Rudy Gay, Zach Randolph and Mike Conley, hosted Staxtacular 2011, a fundraiser benefit for the Stax Music Academy... Is the third Spanish-born player to play for the Grizzlies, joining Pau (2001-08) and Juan Carlos Navarro (2007-08).

INFO

PLAYERS

OWNERSHIP

FRONT OFFICE

MEDIA

COMMUNITY INVESTMENT

HISTORY

PLAYOFFS

REVIEW

OPPONENTS

NBA

33

MARC GASOL

PLAYERS

## NBA Regular Season Statistics

Year-Team	G-GS	MIN	Field Goals		3-Point		Free Throws		Rebounds		PF-DQ	STL	TO	BLK	PTS	RPG	APG	PPG
			FGM-FGA	PCT	FGM-FGA	PCT	FTM-FTA	PCT	OFF-DEF-TOT	AST								
08-09 MEM	82-75	2521	350-661	.530	0-1	.000	275-375	.733	201-404-605	143	265-5	63	164	90	975	7.4	1.7	11.9
09-10 MEM	69-69	2468	378-651	.581	0-1	.000	252-376	.670	208-432-640	165	254-3	69	135	109	1008	9.3	2.4	14.6
10-11 MEM	81-81	2586	364-691	.527	3-7	.429	220-294	.748	154-415-569	200	265-2	74	146	136	951	7.0	2.5	11.7
<b>TOTALS</b>	<b>232-225</b>	<b>7576</b>	<b>1092-2003.545</b>		<b>3-9</b>	<b>.333</b>	<b>747-1045</b>	<b>.715</b>	<b>563-1251-1814</b>	<b>508</b>	<b>784-10</b>	<b>206</b>	<b>445</b>	<b>335</b>	<b>2934</b>	<b>7.8</b>	<b>2.2</b>	<b>12.6</b>

## NBA Playoff Statistics

Year-Team	G-GS	MIN	Field Goals		3-Point		Free Throws		Rebounds		PF-DQ	STL	TO	BLK	PTS	RPG	APG	PPG
			FGM-FGA	PCT	FGM-FGA	PCT	FTM-FTA	PCT	OFF-DEF-TOT	AST								
10-11 MEM	13-13	519	72-141	.511	0-2	.000	51-73	.699	41-105-146	29	44-0	14	26	28	195	11.2	2.2	15.0
<b>TOTALS</b>	<b>13-13</b>	<b>519</b>	<b>72-141</b>	<b>.511</b>	<b>0-2</b>	<b>.000</b>	<b>51-73</b>	<b>.699</b>	<b>41-105-146</b>	<b>29</b>	<b>44-0</b>	<b>14</b>	<b>26</b>	<b>28</b>	<b>195</b>	<b>11.2</b>	<b>2.2</b>	<b>15.0</b>

## Single Game Highs

**PTS 30** 3/7/09, MEM vs PHI  
**FGM 13** 11/29/09, MEM at LAC  
**FGA 18** 11/29/09, MEM at LAC  
**FTM 11** 4/4/09, MEM at MIL (2x)

**FTA 14** 4/4/09, MEM at MIL (2x)  
**OREB 9** 1/30/10, MEM vs NO  
**DREB 14** 1/22/11, MEM at MIL (2X)  
**REB 16** 1/22/11, MEM at MIL (5x)

**AST 10** 3/4/09, MEM at LAC  
**STL 5** 4/5/11, MEM at LAC (3x)  
**BLK 4** 1/29/11, MEM vs WAS (3x)  
**MIN 51** 2/19/10, MEM vs MIA



22

MEMPHIS GRIZZLIES



## RUDY GAY

POSITION	FORWARD
HT., WT.	6-8, 230
NBA SEASONS	5
PRIOR TO NBA	CONNECTICUT

PLAYERS

## 2010-11 SEASON

After re-signing with the Grizzlies to a multi-year contract in the offseason, used his experience with the gold-medal winning Team USA to mature into one of the league's best two-way forwards, as well as an elite clutch shooter, before suffering a season-ending shoulder injury on Feb. 15 vs. Philadelphia... Prior to the injury, a left shoulder subluxation, ranked second on the team in scoring (19.8 points) and was posting career highs in seven major statistical categories, including assists (2.8), steals (1.69), blocks (1.07), field goal percentage (.471), three-point field goal percentage (team-high .396), free throw percentage (.805) and minutes (team-high 39.9, 2nd in the NBA) in 54 games (all starts)... Opened the 2010-11 campaign with eight consecutive 20-point performances, breaking Pau Gasol's franchise record of five-straight 20-point games (2002-03) to start a season... Also set a Memphis-era franchise record with a career-high nine-straight games with 20-plus points, dating back to the 2009-10 season finale on April 14, 2010 at Oklahoma City... Hit his third career buzzer-beater on Nov. 20 vs. Miami, a pull-up jumper over LeBron James, to give Memphis a 97-95 victory... Made a game-winning jumper with 0.8 seconds remaining on Jan. 24 at Toronto... Sent another game into overtime, an eventual 104-98 Grizzlies victory, on Dec. 8 at Phoenix with a three-pointer as regulation time expired... Scored 10-plus points 51 times, 20-plus points 29 times and 30-plus points four times, including a season-high 35 points on Nov. 3 at Golden State... Grabbed 10-plus rebounds four times, including a season-high 11 boards on Feb. 4 vs. Cleveland and Feb. 5 at Houston... Posted four double-doubles... *Set a career high with seven assists on Feb. 2 at Minnesota... Blocked a career-high six shots on Nov. 30 vs. LA Lakers*, sealing a Memphis victory with a swat on Ron Artest in the final play of the game... Recorded four-or-more steals in four consecutive games from Dec. 17-27, tying Eric Murdock (March 5-11, 1996) for the longest streak in franchise history... *Swiped a career-high tying five steals on Dec. 26 at Indiana and matched that number the following night on Dec. 27 vs. Toronto...* Tied a franchise record for steals in a quarter with four thefts in the first on Dec. 26 at Indiana... Posted 25 points, six rebounds and five assists on Oct. 30 vs. Minnesota, his first career 25-point, five-rebound, five-assist game... *Played a career-high 52 minutes in a double-overtime loss on Nov. 5 at Phoenix...* Missed 26 games, including 25 due to injury or illness... Missed one game on Dec. 18 at San Antonio due to a league suspension, resulting from a flagrant foul-penalty 2 against Luis Scola on Dec. 17 at Houston... Missed one game on Jan. 1 at Utah due to a stomach virus... Inactive one game on Feb. 8 at Oklahoma City due to a sprained toe on his right foot... Inactive 23 games from Feb. 22-April 13 due to a left shoulder subluxation suffered on Feb. 15 vs. Philadelphia... Underwent season-ending surgery on March 25... **2011 PLAYOFFS:** Inactive 13 postseason games while recovering from left shoulder surgery.

## NBA CAREER

The five-year NBA veteran holds career averages of 17.8 points, 5.6 rebounds and 1.9 assists in 36.0 minutes in 372 games (336 starts) with the Memphis Grizzlies... In the past four seasons, one of three NBA players (LeBron James, Dwyane Wade) with at least 5,000 points, 400 steals and 200 blocks... Ranks in the Top 10 in franchise history in points (6,607, 3rd), rebounds (2,092, 6th), scoring average (17.8, 4th), field goals made (2,527, 3rd), field goals attempted (5,534, 3rd), three-point field goals made (394, 4th), three-point field goals attempted (1,118, 3rd), steals (489, 2nd), games started (336, 4th) and games played (372, 6th)... Won a gold medal as a member of Team USA at the 2010 FIBA World Championship... Has 33 career double-doubles... **2009-10 (MEMPHIS):** Placed second on the team in scoring (19.6 points), T-18th in the NBA) while averaging 1.48 steals (17th) on .466 shooting in 39.7 minutes (3rd) in 80 games (all starts)... Along with O.J. Mayo, named to the Team 2010-12 USA Men's National Team Program on Feb. 10, 2010... *Exploded for a career-high 41 points on Dec. 13, 2009 at Miami*, tying Mike Miller's franchise record for points in a victory... *Tied a career-best with 13 rebounds on Nov. 2, 2009 at Sacramento...* *Set career highs in free throws made (11) and attempted (13) on Nov. 7, 2009 at LA Clippers...* **2008-09 (MEMPHIS):** In his third NBA season, recorded the second-highest scoring average (18.9 points, T-25th in the NBA) among all players under the age of 23 behind Oklahoma City's Kevin Durant... Also posted 5.5 rebounds, 1.7 assists and 1.24 steals (T-23rd) in 37.3 minutes in 79 games (78 starts)... Led the team in scoring and steals for the second consecutive season... Hit a buzzer-beating, game-winning jump shot

FRONT  
OFFICE

MEDIA

COMMUNITY  
INVESTMENT

HISTORY

PLAYOFFS

REVIEW

OPPONENTS

NBA

in the Grizzlies home opener on Oct. 31, 2008 vs. Orlando, giving Memphis its first home-opening victory since moving to the Bluff City in 2001... Was selected as one of four participants in the 2009 Sprite Rising Stars Slam Dunk contest, but withdrew due to injury... **2007-08 (MEMPHIS):** Runner-up to Hedo Turkoglu for the 2007-08 NBA Most Improved Player Award... Set the Memphis franchise record for points in a single season (1,632 in 2007-08)... Became just the third player in franchise history (Shareef Abdur-Rahim from 1997-01, Pau Gasol from 2005-07) to average 20 points in a season (20.1)... Participated in the 2008 Sprite Slam Dunk contest... **2006-07 (MEMPHIS):** Named to the NBA's All-Rookie First Team in 2006-07 and finished third in NBA Rookie of the Year voting behind Toronto's Andrea Bargnani and Portland's Brandon Roy, who won the award... Named the NBA's Western Conference T-Mobile Rookie of the Month for Nov. 2006... Ranked third among NBA rookies in blocks (0.95), fourth in points (10.8) and minutes (27.0), fifth in steals (0.91) and sixth in rebounds (4.5).

## CAREER TRANSACTIONS

The early-entry candidate was selected in the first round (eighth overall) in the 2006 NBA Draft by the Houston Rockets after playing two seasons at the University of Connecticut... Memphis acquired his draft rights from Houston along with Stromile Swift in exchange for Shane Battier on July 12, 2006... Signed a multi-year contract with the Grizzlies on July 12, 2006... Re-signed with the Grizzlies to a multi-year deal on July 8, 2010.

## INTERNATIONAL CAREER

Helped the United States win the gold medal at the 2010 FIBA World Championship, averaging 7.0 points, 2.9 rebounds, 1.00 steals and 0.89 blocks (T-13th in the tournament) in 13.4 minutes in nine games for the undefeated Americans... It was the USA's first gold medal in the event since 1994... A member of the USA Men's National Team since 2009, has played in the 2009 and 2010 USA Basketball Showcase, an intra-squad scrimmage played on the last day of the Team USA mini-camp in Las Vegas, leading his team in scoring both times with 27 points and 23 points, respectively... Along with teammate O.J. Mayo, named to the 2010-12 Team USA Men's National Team Program on Feb. 10, 2010... Is the fourth Grizzlies player to represent the USA in international play, joining Shareef Abdur-Rahim (2000), Shane Battier (2001) and Mike Miller (2007)... Competed as a member of the 2005 USA Men's U21 World Championship team in Summer 2005, averaging 10.5 points and 5.5 rebounds in eight games.

## COLLEGE CAREER

As a sophomore at Connecticut, was named First Team All-America by the NABC and was one of four finalists for the Naismith National Player of the Year Award in 2005-06... Named Second Team All-America by *The Associated Press*, USBWA and ESPN.com... Named to the All-Big East, All-NABC and All-USBWA All-District First Teams... **2005-06:** Led the Huskies in scoring (15.2 points) and recorded six double-doubles as a sophomore... Named to the 2006 Washington D.C. Regional All-Tournament Team... Finished his collegiate career with 20 points and six rebounds in a career-best 42 minutes in an NCAA Elite Eight loss to George Mason on March 26, 2006... **2004-05:** As a freshman, was named Big East Rookie of the Year and was a unanimous All-Rookie Team selection... Named National Freshman of the Year by *The Sporting News*... Named Big East Rookie of the Week five times.

## PERSONAL

Born August 17, 1986 in Baltimore, Md... Attended Archbishop Spalding High School in Baltimore... Parents are Rudy Sr. and Rae Gay... Has four siblings – one brother, Eric, and three sisters, Brett, Yozmin and Candace... Extremely active in the community, won NBA Cares Community Assist Award for March 2010 after helping raise funds for St. Jude's Children's Hospital... For the second consecutive season, donated \$22,222.22 as part of the *Hoops for St. Jude* campaign... Along with Zach Randolph, Mike Conley and Marc Gasol, hosted Staxtacular 2011, his fourth consecutive year hosting the fundraiser benefiting the Stax Music Academy... Hosted a holiday shopping spree for a second consecutive year at Target in December 2010, providing children from single parent homes from Memphis Athletic Ministries the opportunity to purchase toys and other gifts for Christmas... Participated in a "tryout" for the St. Louis Cardinals' Triple-A affiliate, the Memphis Redbirds, on April 24, 2009, hitting a homerun... Competed as a member of the 2005 USA Men's U21 World Championship team in Summer 2005, averaging 10.5 points and 5.5 rebounds in eight games... Majored in liberal arts at UConn... Is close friends with the 2007-08 NBA Rookie of the Year Kevin Durant... Enjoys playing Xbox 360 in his spare time... "Martin" is his favorite television show... His favorite movies are any of the *Friday* series... His favorite rapper is Jay-Z... Says the best advice he has ever received is from his mother, who told him to "be humble" when he started playing basketball... Says his grandfather is his hero... Favorite player growing up was Michael Jordan... Interested in assisting in cancer research... Joined NBA All-Stars LeBron James, Dwyane Wade and Chris Paul at the Chris Paul Professional Bowlers Association Celebrity Invitational in September 2008 to raise money for charity... Hosted the 12th Annual SportsBall in August 2009 in Memphis, a black-tie affair benefiting the Big Brothers Big Sisters of Memphis... Participated in the Samaritan's Feet Shoe Distribution at STREETS Ministries in Memphis in January 2009, washing the feet of several children and presenting each child with a new pair of Nike athletic shoes... Along with Marc Gasol and O.J. Mayo, took part in the Grizzlies Read to Achieve celebration in February 2009, speaking to over 5,000 children at FedExForum on the importance of reading... Along with Mike Conley, served Thanksgiving meals to the teens at the Youth Villages Boys Shelter in November 2008, also providing them with new Grizzlies' coats.



# NBA Regular Season Statistics

Year-Team	G-GS	MIN	Field Goals		3-Point		Free Throws		Rebounds		AST	PF-DQ	STL	TO	BLK	PTS	RPG	APG	PPG
			FGM-FGA	PCT	FGM-FGA	PCT	FTM-FTA	PCT	OFF-DEF-TOT										
06-07 MEM	78-43	2103	321-760	.422	52-143	.364	152-209	.727	93-255-348	100	192-3	71	140	74	846	4.5	1.3	10.8	
07-08 MEM	81-81	3000	625-1354	.462	134-387	.346	248-316	.785	140-359-499	158	230-6	111	190	79	1632	6.2	2.0	20.1	
08-09 MEM	79-78	2945	572-1262	.453	85-242	.351	264-344	.767	109-328-437	135	221-1	98	203	59	1493	5.5	1.7	18.9	
09-10 MEM	80-80	3174	600-1288	.466	66-202	.327	301-400	.752	115-357-472	153	201-0	118	169	64	1567	5.9	1.9	19.6	
10-11 MEM	54-54	2152	409-869	.471	57-144	.396	194-241	.805	82-254-336	153	131-2	91	135	58	1069	6.2	2.8	19.8	
TOTALS	372-336	13375	2527-5534	.457	394-1118	.352	1159-1510	.768	539-1553-2092	699	975-12	489	837	334	6607	5.6	1.9	17.8	

INTRO

PLAYERS

OWNERSHIP

FRONT  
OFFICE

MEDIA

COMMUNITY  
INVESTMENT

HISTORY

PLAYOFFS

REVIEW

OPPONENTS

NBA

## Single Game Highs

**PTS** 41 12/13/09, MEM at MIA  
**FGM** 15 12/13/09, MEM at MIA  
**FGA** 28 12/13/09, MEM at MIA  
**3FGM** 5 4/8/08, MEM vs PHO

**3FGA** 10 3/22/08, MEM vs SAC (2x)  
**FTM** 11 11/7/09, MEM at LAC  
**FTA** 13 11/7/09, MEM at LAC  
**REB** 13 11/2/09, MEM at SAC (2x)

**AST** 7 2/2/11, MEM at MIN  
**STL** 5 12/27/10, MEM vs TOR (4x)  
**BLK** 6 11/30/10, MEM vs LAL  
**MIN** 52 11/5/10, MEM at PHO (2x)





## XAVIER HENRY

POSITION	GUARD
HT., WT.	6-6, 220
NBA SEASONS	1
PRIOR TO NBA	KANSAS

## 2010-11 SEASON

Averaged 4.3 points, 1.0 rebounds and 0.5 assists on .406 shooting in 13.9 minutes in 38 games (16 starts) before a sore right knee cut short his rookie season... Posted 6.3 points on .442 shooting in 20.6 minutes as a starter... Scored 10-plus points five times, including a career-high 17 points on Dec. 5 at Denver... Made his first career start on Nov. 20 vs. Miami, totaling six points and a career-high tying three assists in the win... Tallied six points and two rebounds in 14 minutes in his NBA debut on Oct. 27 vs. Atlanta... DNP (Coach's Decision) nine times... Missed 34 games due to injury... Missed one game on Oct. 30 vs. Minnesota due to a neck sprain... Missed nine games on Jan. 1 and Jan. 4-19 due to a sore right knee... Inactive 24 games from Feb. 23-April 13 due to right knee soreness... Inactive on Jan. 21 vs. Houston... **2011 PLAYOFFS:** Inactive 13 postseason games due to right knee soreness.

## CAREER TRANSACTIONS

Selected by the Memphis Grizzlies with the 12th overall pick in the first round of the 2010 NBA Draft... Signed a multi-year contract with the Grizzlies on Sept. 24, 2010.

## INTERNATIONAL CAREER

Named to the Big 12 All-Freshman Team and All-Big 12 Honorable Mention in his lone season at Kansas (2009-10), placing second on the team in scoring (13.4 points) while averaging 4.4 rebounds, 1.5 assists and 1.50 steals... Started all 36 games for the Jayhawks in 2009-10 and earned Freshman All-America accolades from Collegeinsider.com and FoxSports.com in addition to being chosen as a midseason Wooden Award candidate... Shot .458 from the field (162-of-354 FG), including .418 from distance (69-of-165 FG)... Ranked 18th in the Big 12 in scoring... Named Big 12 Rookie of the Week three times... Led Kansas in scoring 11 times... Connected on at least one three-point shot in all but eight games, hitting multiple threes in 21 contests and three-or-more triples 12 times... Shot .500 percent from behind the arc (10-of-20 3FG) in five postseason games (Big 12 and NCAA Tournaments)... Reached double figures 26 times and 20-plus points on four occasions, including back-to-back 20-plus point games from Feb. 20-22, 2010 against Colorado and Oklahoma, respectively... Scored a career-best 31 points on Dec. 12, 2009 against La Salle, hitting 10-of-15 from the field, 4-of-5 from long range and 7-of-9 at the charity stripe... Scored 27 points in his collegiate debut against Hofstra on Nov. 13, 2009... Recorded a career-high seven steals against Baylor on Jan. 20, 2010.

## PERSONAL

Born March 15, 1991 in Gent, Belgium, where his father played basketball professionally... Followed in the footsteps of his parents, Carl and Barbara (Adkins), who both played basketball at Kansas... Carl was an All-Big Eight First Team selection as a senior in 1983-84 under NBA coaching legend Larry Brown before being selected in the fourth round (80th overall pick) of the 1984 NBA Draft by the Kansas City Kings... His father played one season for the relocated Sacramento Kings in 1985-86 before continuing his basketball career overseas... College teammate of his older brother, C.J., who was a freshman walk-on at Kansas after being selected by the New York Yankees with the 17th overall pick in the first round of the 2005 MLB Draft... C.J. played baseball in the minor leagues with the Yankees and Philadelphia Phillies... Aunt Vickie (Adkins) Summers also played basketball at Kansas and ranks fourth on the KU career scoring list... Uncle Joe Adkins played basketball at Oklahoma State... The first Kansas player to leave for the NBA after his freshman season... Kansas teammate and Oklahoma City Thunder center Cole Aldrich was selected by the New Orleans Hornets with the 11th pick in the 2010 NBA Draft, one spot ahead of Henry, before his rights were traded to the Thunder on draft night... Joined fellow Jayhawks Darrell Arthur and Josh Selby in Kansas University's "Legends of the Phog" alumni exhibition game on Sept. 24, 2011 at Allen Fieldhouse... Donated to Direct Relief's Japan Relief and Recovery



Fund, helping the people of Japan recover from the devastating earthquake and tsunami of March 11, 2011... Highly recruited out of high school, he was ranked No. 3 by ESPNU 100, No. 6 by Scout.com and No. 8 by Rivals.com... Originally committed to play at the University of Memphis, but withdrew after John Calipari left to coach Kentucky... Attended Putnam City High School in Oklahoma City, where he helped the team win the 6A State Championship as a senior and freshman along with conference titles all four years... Averaged 28.3 points as a senior in 2009 after posting 26.7 points per tilt his junior year... Was a McDonald's and *Parade* All-American and two-time Gatorade Player of the Year in Oklahoma... Competed for the USA Junior Select Team in the Nike Hoop Summit as a senior in high school, where he scored a team-best 22 points in a loss to the World Select Team.

### NBA Regular Season Statistics

	Year-Team	G-GS	MIN	Field Goals		3-Point		Free Throws		Rebounds		AST	PF-DQ	STL	TO	BLK	PTS	RPG	APG	PPG
				FGM-FGA	PCT	FGM-FGA	PCT	FTM-FTA	PCT	OFF-DEF-TOT										
	10-11 MEM	38-16	527	65-160	.406	2-17	.118	33-52	.635	9-28-37	18	48-0	11	13	3	165	1.0	0.5	4.3	
	TOTALS	38-16	527	65-160	.406	2-17	.118	33-52	.635	9-28-37	18	48-0	11	13	3	165	1.0	0.5	4.3	

### Single Game Highs

**PTS** 17 12/5/10, MEM at DEN  
**FGM** 8 12/5/10, MEM at DEN  
**FGA** 12 12/5/10, MEM at DEN  
**3FGM** 1 12/5/10, MEM at DEN (2x)

**3FGA** 2 12/13/10, MEM vs POR (4x)  
**FTM** 6 11/8/10, MEM vs PHO  
**FTA** 7 11/8/10, MEM vs PHO (2x)  
**REB** 3 12/6/10, MEM at UTA (3x)

**AST** 3 12/5/10, MEM at DEN (2x)  
**STL** 2 12/15/10, MEM vs CHA (2x)  
**BLK** 1 12/8/10, MEM vs PHO (3x)  
**MIN** 33 12/8/10, MEM vs PHO

32

MEMPHIS GRIZZLIES



PLAYERS



## O.J. MAYO

POSITION **GUARD**  
 HT., WT. **6-4, 210**  
 NBA SEASONS **3**  
 PRIOR TO NBA **USC**

## 2010-11 SEASON

Added a scoring punch off the bench in his third season with the Grizzlies, averaging 11.3 points, 2.4 rebounds and 2.0 assists on .407 shooting in 26.3 minutes in 71 games (17 starts)... Led the team in three-pointers made (96) for the third consecutive season... Memphis posted a 32-22 record when using Mayo off the bench, as he directly contributed to the reserves averaging 27.4 points one season after averaging 20.0 points... Came off the bench for the first time in his career on Nov. 20 vs. Miami, ending his consecutive start streak of 177 consecutive games, which was the NBA's third-longest active streak behind Derek Fisher and Luis Scola... Scored 10-plus points 43 times and 20-plus points nine times, including a season-high 29 points on Oct. 30 vs. Minnesota... Scored 24 points off the bench on Dec. 15 vs. Charlotte, tied for the most by a Grizzlies reserve (Darrell Arthur, Feb. 13 vs. Denver)... Forced the Spurs into overtime with a game-tying three-pointer with 21.6 seconds remaining in regulation on Dec. 18 at San Antonio... Stole the inbounds pass from Jason Kidd with 0.9 seconds remaining to preserve the Grizzlies' victory over Dallas on Oct. 29... After playing 198-straight games to start his career, missed his first NBA game on Jan. 4 vs. Oklahoma City due to bronchitis... Missed 10 games from Jan. 28-Feb. 13 due to a league suspension... **2011 PLAYOFFS:** Averaged 11.3 points, 3.2 rebounds and 2.4 assists in 27.8 minutes in 13 postseason games (two starts) as the Grizzlies advanced to the Western Conference Semifinals for the first time in franchise history... Led the team in three-point field goals made (20) and three-point field goal percentage (.408)... Became the franchise's all-time postseason leader in three-point field goals made... *Scored a playoff career-high 18 points in Game 3 of the Western Conference Semifinals on May 7 vs. Oklahoma City before matching that number the following game on May 9.*

## NBA CAREER

The three-year pro owns career averages of 16.0 points, 3.4 rebounds and 2.8 assists in 34.5 minutes in 235 games (181 starts) with the Memphis Grizzlies... Runner-up to the Chicago Bulls' Derrick Rose for the 2008-09 NBA Rookie of the Year Award after leading all first-year players in scoring (18.5 points) and minutes (38.0)... Along with teammate Rudy Gay, named to the Team 2010-12 USA Men's National Team Program, the 2009 USA Basketball National Team Mini-Camp in Las Vegas and the 2008 USA Basketball Men's Select Team... **2009-10 (MEMPHIS):** Posted similar numbers to his NBA Rookie of the Year runner-up season, slightly improving his field goal percentage (.458) and steals (1.20)... Ranked 10th in the league in minutes (38.0)... Selected to the T-Mobile Rookie Challenge at NBA All-Star Weekend for the second consecutive season, recording eight points and a game-high 10 assists on Feb. 12, 2010 in Dallas... *Scored a career-high 40 points on Nov. 1, 2009 at Denver, the first 40-point game in franchise history without a turnover...* **2008-09 (MEMPHIS):** Runner-up to the Chicago Bulls' Derrick Rose for the 2008-09 NBA Rookie of the Year Award after leading all first-year players in scoring (18.5 points, 28th in the NBA) and minutes (38.0, 11th)... Became the first Grizzlies player since Pau Gasol in 2001-02 to win the NBA T-Mobile Western Conference Rookie of the Month Award twice, earning the honor in Oct./Nov. 2008 and April 2009... Set Grizzlies franchise rookie records in total points (1,516), field goals made (562), field goals attempted (1,283), total minutes (3,210), three-point field goal percentage (.384) and free throw percentage (.879), which also broke the overall franchise record (.873) set by Brian Cardinal in 2004-05... Ranked in the Top 10 among NBA rookies in scoring (1st), minutes (1st), assists (3.2, 5th), steals (1.1, 3rd), three-pointers made (145, 2nd), three-point field goal percentage (6th) and free throw percentage (2nd)... Scored in double figures in each of his first 25 games, which was the NBA's longest streak to start a career since David Robinson (77) in 1989-90... A prominent figure at NBA All-Star Weekend in Phoenix, tallied 12 points and a team-best three steals in the NBA T-Mobile Rookie Challenge on Feb. 13 and finished runner-up to Oklahoma City's Kevin Durant in the GEICO H-O-R-S-E competition on Feb. 14, 2009... *Grabbed a career-high 16 rebounds to go with 22 points and five assists on Feb. 9, 2009 vs. New Orleans... Recorded a career-high 10 assists on March 30, 2009 at Golden State... Made a career-high six three-pointers in 10 attempts on Nov. 5, 2008 at Sacramento... Played a career-high 52 minutes in a double-overtime loss on Dec. 27, 2008 at San Antonio.*





## CAREER TRANSACTIONS

The early-entry candidate was selected by the Minnesota Timberwolves in the first round (third overall) of the 2008 NBA Draft on June 26, 2008... At the conclusion of draft night, Memphis acquired his draft rights from the Timberwolves along with Marko Jaric, Antoine Walker and Greg Buckner in exchange for the draft rights to Kevin Love (fifth overall), Mike Miller, Brian Cardinal and Jason Collins... Signed a multi-year contract with the Grizzlies on July 8, 2008.

## COLLEGE CAREER

The early-entry candidate was selected by the Minnesota Timberwolves in the first round (third overall) of the 2008 NBA Draft on June 26, 2008... At the conclusion of draft night, Memphis acquired his draft rights from the Timberwolves along with Marko Jaric, Antoine Walker and Greg Buckner in exchange for the draft rights to Kevin Love (fifth overall), Mike Miller, Brian Cardinal and Jason Collins... Signed a multi-year contract with the Grizzlies on July 8, 2008.

## PERSONAL

Born Nov. 5, 1987 in Huntington, W.Va... Full name is Ovinnton J'Anthony Mayo... Parents are Alisha Mayo and Kenny Ziegler, who also played basketball at Huntington High School (W.Va.)... O.J. was given the name of Ovinnton J'Anthony, as his grandfather was named Ovinnton and his mother liked the name J'Anthony... Widely regarded as the top high school recruit of 2007, led Huntington High School (WV) to a 25-2 record, a third-straight state title and the highest-ever national ranking (No. 3) for a Mountain state team... Named EA Sports National High School Boys Basketball Player of the Year and was a first-team selection for an unprecedented third consecutive season... His list of honors includes being named a McDonald's All-American, a Parade All-American three times and a three-time member of USA Today's All-USA basketball team... Named Ohio's Mr. Basketball as a junior and a sophomore, becoming only the second sophomore to earn the honor (LeBron James)... Competed for the varsity squad as a seventh and eighth grader for Rose Hill Christian School, averaging 20.5 points as an eighth grader and 23.2 points as a seventh grader... Along with Mike Conley and Rudy Gay, co-hosted the 2009 Staxtacular fundraiser benefiting the Stax Music Academy... Distributed 100 pairs of athletic shoes to children as part of the Refugee Empowerment Program in January 2010... A former Boys & Girls Club member as a youth, was the keynote speaker at the 39th Annual Steak 'n Burger benefiting the Boys & Girls Club of Greater Memphis in March 2010... Hosted first annual "O.J. Mayo Basketball Skills Camp" for area youths at FedExForum from July 27-30, 2010... Spoke to basketball campers at the Mitchell "J.J." Anderson Basketball Camp on Aug. 12, 2009 in Peoria, Ill., before helping distribute boxes of food to underprivileged children at Peoria's Carver Community Center... Paid for and handed out food and personal care items to over 400 families at Huntington, W.Va.'s A.D. Lewis Community Center on Sept. 23, 2009... Along with Memphis-area legend Penny Hardaway hosted three separate basketball camps for underprivileged youths on Sept. 13, 2009 at three different Memphis recreation centers... Brother Todd played point guard at Houston High School in Memphis where he led the team in scoring (21.8) and rebounding (7.6) as a junior in 2008-09... Business major at USC, scoring in the 95 percentile on the ACT... Has worn the number 32 since the fifth grade in honor of Hall of Famer Magic Johnson... Made his first dunk in the seventh grade at a small YMCA gym in West Virginia... Favorite meal is spaghetti and meatballs.

### NBA Regular Season Statistics

Year-Team	G-GS	MIN	Field Goals		3-Point		Free Throws		Rebounds		AST	PF-DQ	STL	TO BLK	PTS	RPG	APG	PPG
			FGM-FGA	PCT	FGM-FGA	PCT	FTM-FTA	PCT	OFF-DEF-TOT									
08-09 MEM	82-82	3120	562-1283	.438	145-378	.384	247-281	.879	56-252-308	262	204-1	91	226	13	1516	3.8	3.2	18.5
09-10 MEM	82-82	3113	542-1183	.458	136-355	.383	212-262	.809	61-250-311	242	174-1	98	176	17	1432	3.8	3.0	17.5
10-11 MEM	71-47	1869	304-747	.407	96-264	.364	99-131	.756	35-135-170	145	127-0	73	99	26	803	2.4	2.0	11.3
<b>TOTALS</b>	<b>235-81</b>	<b>8102</b>	<b>1408-3213</b>	<b>.438</b>	<b>377-997</b>	<b>.378</b>	<b>558-674</b>	<b>.828</b>	<b>152-637-789</b>	<b>649</b>	<b>505-2</b>	<b>262</b>	<b>501</b>	<b>56</b>	<b>3751</b>	<b>3.4</b>	<b>2.8</b>	<b>16.0</b>

### NBA Playoff Statistics

Year-Team	G-GS	MIN	Field Goals		3-Point		Free Throws		Rebounds		AST	PF-DQ	STL	TO BLK	PTS	RPG	APG	PPG
			FGM-FGA	PCT	FGM-FGA	PCT	FTM-FTA	PCT	OFF-DEF-TOT									
10-11 MEM	13-2	362	52-134	.388	20-49	.408	23-29	.793	10-31-41	31	42-2	11	17	4	147	3.2	2.4	11.3
<b>TOTALS</b>	<b>13-2</b>	<b>362</b>	<b>52-134</b>	<b>.388</b>	<b>20-49</b>	<b>.408</b>	<b>23-29</b>	<b>.793</b>	<b>10-31-41</b>	<b>31</b>	<b>42-2</b>	<b>11</b>	<b>17</b>	<b>4</b>	<b>147</b>	<b>3.2</b>	<b>2.4</b>	<b>11.3</b>

### Single Game Highs

**PTS 40** 11/1/09, MEM at DEN  
**FGM 17** 11/1/09, MEM at DEN  
**FGA 25** 11/1/09, MEM at DEN  
**3FGM 6** 11/5/08, MEM at SAC

**3FGA 11** 1/18/10, MEM vs PHO  
**FTM 10** 11/23/09, MEM vs SAC (3x)  
**FTA 10** 11/5/10, MEM at PHO (4x)  
**REB 16** 2/9/09, MEM vs NO

**AST 10** 3/30/09, MEM at GS  
**STL 4** 2/26/11, MEM vs SAC (3x)  
**BLK 2** 3/19/11, MEM vs IND (5x)  
**MIN 52** 12/27/08, MEM at SA

INFO

PLAYERS

OWNERSHIP

FRONT OFFICE

MEDIA

COMMUNITY INVESTMENT

HISTORY

HISTORY

REVIEW

HISTORY

NBA



## JEREMY PARGO

POSITION	<b>GUARD</b>
HT., WT.	<b>6-2, 219</b>
NBA SEASONS	<b>ROOKIE</b>
PRIOR TO NBA	<b>MACCABI TEL-AVIV</b>

## CAREER TRANSACTIONS

Went undrafted in the 2009 NBA Draft... Signed as a free agent by the Memphis Grizzlies on Dec. 10, 2011.

## COLLEGE CAREER

Played four seasons at Gonzaga University, averaging 9.3 points, 3.3 rebounds and 4.4 assists in 134 games with the Bulldogs... Helped Gonzaga reach two Sweet 16s in his four-year collegiate career... **2008-09:** Averaged 10.2 points, 3.4 rebounds and 4.9 assists in 30.0 minutes in 34 games in his senior season at Gonzaga... **2007-08:** Named All-West Coast Conference Player of the Year after averaging 12.1 points, 3.7 rebounds and 6.0 assists in 33.9 minutes in 33 games as a junior... **2006-07:** Posted 12.1 points, 4.3 rebounds and 4.6 assists in 33.6 minutes in 34 games as a sophomore... **2005-06:** Recorded 2.7 points, 2.2 rebounds and 2.0 assists in 17.1 minutes in 33 games as a freshman.

## INTERNATIONAL CAREER

After going undrafted in the 2009 NBA Draft, starred for Hapoel Gilboa Galil Elyon, averaging 14.1 points, 2.9 rebounds and 4.5 assists and guiding his team past Euroleague powerhouse Maccabi Tel-Aviv for the 2010 Israeli Basketball Super League Championship... Signed the following season with Maccabi Tel-Aviv, where he won another Israeli Premier League Championship and was named to the 2011 All-Euroleague Second Team after 13.0 points, 3.5 rebounds and 4.3 assists on .463 shooting in 30.0 minutes in 22 games... Recorded eight points and eight assists in 24 minutes in Maccabi's 87-83 victory over Ironi Ashkelon to open the 2011-12 season.

## PERSONAL

Born March 7, 1986 in Chicago, Ill... Younger brother of NBA player Jannero Pargo... Attended Paul Robeson High School in Chicago... Featured on the cover of Sports Illustrated for the 2009 March Madness issue.

# Follow the Grizzlies wherever you go.



Download our app and register at  
[commercialappeal.com/digital](http://commercialappeal.com/digital)







## ZACH RANDOLPH

POSITION	<b>FORWARD</b>
HT., WT.	<b>6-9, 255</b>
NBA SEASONS	<b>10</b>
PRIOR TO NBA	<b>MICHIGAN STATE</b>

### 2010-11 SEASON

Selected to the 2010-11 All-NBA Third Team after averaging 20.1 points (19th in the NBA), a career-high and franchise-record 12.2 rebounds (3rd) and a career-high tying 2.2 assists in guiding the Grizzlies back to the Playoffs for their first time since the 2005-06 season... Earned All-NBA honors for the first time in his career and in Grizzlies history... Shot .503 from the field, his highest percentage since becoming a full-time starter in 2003-04, and averaged 36.3 minutes (T-22nd) in 75 games (74 starts)... Earned numerous accolades on and off the court... Was named the Western Conference Player of the Month for January, his first career monthly honor and the first in franchise history, after averaging 22.4 points and 14.2 rebounds in leading Memphis to an 11-6 record, the Grizzlies' most wins in a calendar month since January 2005 (12-3)... Earned three Western Conference Player of the Week Awards for games played from Jan. 3-9, Jan. 24-30 and March 28-April 3... Only Russell Westbrook (four) won more Western Conference Player of the Week Awards... Won the NBA Cares Community Assist Award for December... Averaged at least 20 points and 10 rebounds for the third consecutive season and was the only NBA player to accomplish the feat in each of the last two seasons... Posted a double-double average for the fifth consecutive season (sixth time in his 10-year career), trailing only Dwight Howard (seven-in-a-row) for the longest active streak... Was one of three NBA players (Kevin Love, Dwight Howard) with multiple 20-point, 20-rebound games this season... Led the NBA in offensive rebound percentage, grabbing 14.2 percent of all available offensive rebounds while on the floor... Became the eighth player in NBA history to average at least 20 points per game while grabbing at least 20.0 percent of total available rebounds in a single season, joining Shaquille O'Neal, Moses Malone, Charles Barkley, Kevin Garnett, Dwight Howard and Kevin Love... Set a franchise record and career high with 14 consecutive double-doubles from Jan. 4-29, eclipsing the previous record (nine) that he set last season and shared with Shareef Abdur-Rahim... Memphis went undefeated (10-0) when he scored in double figures in the fourth quarter... Shot .587 from the field in the final 17 games played of the season... Averaged 4.0 assists in the final 11 games, setting a new career high with multiple dimes in 11-straight games from March 19-April 10... Scored 10-plus points 72 times, 20-plus points 41 times and 30-plus points six times, including a season-high 35 points on Dec. 29 at Sacramento... Grabbed 10-plus rebounds 54 times and 20-plus rebounds five times, including a season-best 21 boards on Dec. 18 at San Antonio... Tallied 53 double-doubles, fourth-most in the NBA... Recorded his 300th career double-double on March 19 vs. Indiana... Recorded 35 20-point, 10-rebound games, six 30-point, 10-rebound games and five 20-point, 20-rebound performances... Came off the bench for the first time in his Grizzlies career on Nov. 20 vs. Miami, totaling 21 points and 13 rebounds, scoring 13 points in the fourth quarter to help Memphis beat the Heat... Drained a game-winning, fall-away jumper with 0.3 seconds remaining on March 6 at Dallas, giving the Grizzlies a 104-103 victory and their first-ever season series win over the Mavericks (3-1)... Collected 25 points and 20 rebounds on Dec. 13 vs. Portland for his franchise-record fourth game with at least 20 points and 20 rebounds in just his 102nd game played in a Grizzlies uniform... Recorded at least 20 points and 10 boards in five consecutive road games, setting a new franchise record and career high... Grabbed multiple offensive rebounds in a franchise-record 32 consecutive games from Dec. 29-March 6... Swiped a season-high four steals on March 1 vs. San Antonio and matched that number on March 6 at Dallas... DNP (Coach's Decision) in the final two regular season games from April 12-13 in order to rest for the NBA Playoffs... Missed five games due to injury... Missed one game on Feb. 11 vs. Milwaukee due to a right ankle sprain... Missed four games from Oct. 29-Nov. 3 due to a lower back contusion, originally suffered in the regular season opener on Oct. 27 vs. Atlanta... **2011 PLAYOFFS:** In his first postseason appearance since 2003, guided Memphis to the Western Conference Semifinals for the first time in franchise history... Led the Grizzlies in scoring (22.2 points), setting a franchise playoff record and ranking 10th in the league during the NBA Playoffs... Grabbed 10.9 rebounds, second on the team and fourth in the NBA... Recorded an NBA-high four games with at least 30 points and 10 rebounds during the playoffs... Averaged 22.9 points and 12.3 rebounds in the Western Conference Semifinals vs. Oklahoma City... Averaged 21.5 points and 9.2 rebounds in the Grizzlies' first round victory over the San Antonio Spurs... Established a franchise playoff record and personal postseason best with 34 points in Game 1 of the Western Conference Semifinals on May 1 at Oklahoma City... Equalled that record with 34 points in triple-overtime in Game 4 on May 9 vs. Oklahoma City... Posted the first 20-20 game in team playoff history in Game 3 on May 7 vs. Oklahoma City with 21 points and 21 rebounds... The 21 boards set a new playoff personal high and club record, which was matched by Marc Gasol in Game 4... Poured in 17 of his 31 points in the fourth quarter in Memphis' series-clinching Game 6 victory over San Antonio on April 29... Made the deciding three-pointer, the first of his postseason career, with 41.9 seconds remaining in Game 3 on April 23 vs. San Antonio.



## NBA CAREER

The 10-year NBA veteran has averaged 17.6 points, 9.2 rebounds and 1.7 assists in 31.7 minutes per game in 662 career games (534 starts) with the Portland Trail Blazers, New York Knicks, Los Angeles Clippers and Memphis Grizzlies... Selected to the 2010-11 All-NBA Third Team, becoming the first Grizzlies player to earn All-NBA honors... First-time NBA All-Star in 2010 with Memphis... Winner of the NBA's 2003-04 NBA Most Improved Player Award... Ranks fifth in the NBA in double-doubles since the 2003-04 season (301) behind Dwight Howard, Tim Duncan, Kevin Garnett and Steve Nash... Owns 305 career double-doubles... In eight seasons as a full-time starter (2003-11), has posted 20.0 points and 10.4 rebounds in 35.7 minutes per game in 544 games (523 starts)... Is the only player with a 20-10 average over that span (min. 100 games played)... One of seven players, including Tim Duncan, Kevin Garnett, Dirk Nowitzki, Dwight Howard, Pau Gasol and Chris Bosh with over 10,000 points and 5,000 rebounds since the start of the 2003-04 season... Has averaged at least 20 points and 10 rebounds in five of his 10 NBA seasons, including the last three straight... Has averaged a double-double in each of the last five seasons, the longest active streak behind only Dwight Howard... Ranks 22nd among active players in rebounds (6,063)... **2009-10 (MEMPHIS):** Set or tied 16 franchise records en route to his first career All-Star appearance in his first season with the Grizzlies, leading the team in scoring (20.8, T-12th in the NBA) and rebounding (11.7, T-3rd) in 37.7 minutes in 81 games (all starts)... Became the second All-Star in franchise history (Pau Gasol, 2006), recording eight points, six rebounds, two assists and two steals in 19 minutes in the 2010 NBA All-Star Game in Dallas... Averaged a double-double for the fifth time (fourth consecutive) in his nine-year career... Was one of three players in the NBA (Chris Bosh, David Lee) to average at least 20 points and 10 rebounds per game... Led the NBA with 4.1 offensive rebounds per game... Recorded a career-high and franchise-record 57 double-doubles, second in the NBA behind Dwight Howard... *Grabbed a career-high 25 rebounds on Feb. 27, 2010 at New York, one shy of the franchise record...* Recorded his 10,000th career point on April 4, 2010 at Orlando... Recorded his 5,000th career rebound on March 17, 2010 at Houston... Posted his 200th career double-double on Nov. 10, 2009 vs. Portland... **2008-09 (NEW YORK/LA CLIPPERS):** In his eighth NBA season, averaged 20.8 points and 10.1 rebounds in 35.1 minutes per game in 50 games (45 starts), splitting time with the Los Angeles Clippers and the New York Knicks after midseason trade... Acquired by the Clippers on Nov. 21, 2008 along with Mardy Collins in exchange for Cuttino Mobley and Tim Thomas... Averaged 20.9 points and 9.4 rebounds in 35.1 minutes per game in 39 games (34 starts) with the Clippers... Prior to the trade, averaged 20.5 points and 12.5 rebounds in 35.3 minutes per game in 11 games (all starts) with the Knicks... One of four NBA players to average at least 20 points and 10 rebounds (Chris Bosh, Dwight Howard, Al Jefferson)... Became the first Clipper since Elton Brand in 2004-05 to average 20 points and 10 rebounds per game... Despite playing in 50 games, finished 14th in the NBA with a team-high 29 double-doubles... **2007-08 (NEW YORK):** In his first full season with the Knicks, finished second on the team with 17.6 points and led all Knicks with 10.3 rebounds in 32.5 minutes per contest in 69 games (68 starts)... Finished 10th in the NBA with 40 double-doubles... **2006-07 (PORTLAND):** In final season with the Trail Blazers, averaged a career-high 23.6 points and 10.1 rebounds in 35.7 minutes in 68 games (67 starts)... Became the first player in franchise history to lead the team in scoring and rebounding for four-straight years... Only NBA player in 2006-07 to average at least 23 points and 10 rebounds per contest... *Scored a career-high 43 points on March 29, 2007 vs. Memphis...* In six full seasons in Portland, averaged 16.0 points and 7.7 rebounds in 28.9 minutes per game in 387 games (266 starts)... **2005-06 (PORTLAND):** Averaged 18.0 points and 8.0 rebounds in 34.4 minutes per game in 74 games (71 starts)... Led Trail Blazers in scoring, rebounding and double-doubles (21) for third consecutive year... *Dished out a career-high eight assists on Dec. 16, 2005 vs. Seattle...* **2004-05 (PORTLAND):** Despite playing in just 46 games (37 starts) due to a knee injury, led the Trail Blazers in scoring (18.9) and rebounding (9.6) in 34.8 minutes per game... **2003-04 (PORTLAND):** Became the first Trail Blazers player since Kevin Duckworth in 1987-88 to win the NBA Most Improved Player Award after averaging a team-high 20.1 points and 10.5 rebounds in 37.9 minutes per game in 81 games (80 starts)... Collected 43 double-doubles... Improved his scoring by 8.4 points and rebounding by 4.5 boards... Ranked in the top 20 in the NBA in scoring (16th), rebounding (6th), total points (1,626, 11th), and field goal percentage (.485, 17th)... **2002-03 (PORTLAND):** Appeared in 77 games in his sophomore campaign after playing just 41 as a rookie... Averaged 8.4 points and 4.5 rebounds in 16.9 minutes per game in 11 starts... Recorded a career-high .513 shooting percentage... **2003 PLAYOFFS:** Burst onto the NBA scene in the first round of the 2003 playoffs, posting 13.9 points and 8.7 rebounds in a seven-game series against the Dallas Mavericks... After Portland fell behind 0-3 in the series, Randolph was inserted into the starting lineup and averaged 20.5 points and 11.0 rebounds in the final four games, helping the Trail Blazers become just the third team in NBA history to force a Game 7 after falling behind 0-3 in a playoff series... Recorded 25 points and 15 rebounds in Game 4 vs. Dallas on April 27, 2003... **2001-02 (PORTLAND):** In rookie NBA season, averaged 2.8 points and 1.7 rebounds in 5.8 minutes per game in 41 games... **2002 PLAYOFFS:** Made his postseason debut, logging one minute on April 21, 2002 in Game 1 of a first-round matchup with the Los Angeles Lakers.

## CAREER TRANSACTIONS

The early-entry candidate was selected in the first round (19th overall) in the 2001 NBA Draft by the Portland Trail Blazers after playing one season at Michigan State... Signed multi-year contract with the Trail Blazers on Aug. 20, 2001... Signed to contract extension by the Trail Blazers on Nov. 4, 2004... Traded from Portland along with Dan Dickau and Fred Jones to New York in exchange for Steve Francis and Channing Frye on June 28, 2007... Traded from New York along with Mardy Collins to Los Angeles Clippers in exchange for Cuttino Mobley and Tim Thomas on Nov. 21, 2008... Traded from the Clippers to the Memphis Grizzlies in exchange for Quentin Richardson on July 17, 2009... Signed a multi-year contract extension with Memphis on April 20, 2011.

## COLLEGE CAREER

A key reserve as a freshman on Michigan State's 2001 Final Four squad, averaged 10.9 points, 6.7 rebounds and 1.0 assists in 19.8 minutes in 33 games in his lone season (2000-01) with the Spartans... Teamed with current NBA players Jason Richardson and Charlie Bell... Earned *Sporting News* Freshman All-American honors... Ranked third in the Big Ten in field goal percentage (.587) and ninth in the conference in rebounding... Scored a season-high 27 points on Dec. 6, 2000 vs. Florida and posted a career-best 14 rebounds in the NCAA Tournament Elite Eight on March 25, 2001 vs. Temple.

INFO

PLAYERS

OWNERSHIP

FRONT OFFICE

MEDIA

COMMUNITY INVESTMENT

HISTORY

PLAYOFFS

REVIEW

OPPONENTS

NBA

## PERSONAL

Born July 16, 1981 in Marion, Ind.... Full name is Zachary Randolph.... Nicknamed "Z-Bo".... Son of Mae Randolph.... Has three siblings – one brother, Roger, and two sisters, Tomika and Kelly.... Has two children, MacKenley and MaZiya.... Attended Marion High School in Marion, Ind.... Lists his mother as the person who has been most influential in his life.... Received NBA Cares Community Assist Award for December 2010 in recognition of his outstanding efforts in the community and his ongoing philanthropic and charitable work.... Participated with teammate Mike Conley and other NBA stars in the "Ball For It All Classic" at the University of Indianapolis on Sept. 24, 2011.... Along with Rudy Gay, Mike Conley and Marc Gasol, hosted Staxtacular 2011, his second consecutive year hosting the fundraiser benefiting the Stax Music Academy.... Took 100 children from the Boys and Girls Club of Great Memphis on a holiday shopping spree at Sam's Club in Dec. 2010, providing each child with a \$100 gift card.... Affectionately known as "Z-Bo Claus" during the holiday season for his philanthropy in the Memphis community.... For a second-straight year, assisted with utility payments for 100 Memphis families who were behind on their bills in January 2011.... Favorite player growing up was Michael Jordan.... Earned *USA Today* and *Parade* First-Team All-American honors as a senior at Marion HS in 2000.... Named MVP of the 2000 McDonald's All-American game.... Guided Marion to the 2000 Class 4A State Championship while being named 2000 Indiana Player of the Year by *USA Today*.... Member of the silver-medal winning U.S. team at the 2000 World Championship for Young Men.... Favorite activity on an off-day is walking his three dogs.... Pre-game ritual consists of eating pasta at 3:30 p.m.... Would have dinner with President Barack Obama if given a chance to have dinner with anyone in history.... Met Nelson Mandela as part of the NBA's "Basketball Without Borders" event in Johannesburg, South Africa in September 2004.... Participated in the 2008-09 Los Angeles Clippers Foundation Charity BasketBowl Challenge.... Along with New York Knicks teammates, hosted the 2008 Knicks Dream Day, an event for inner-city youths making their dreams come true.... Credits faith for his success and has a Bible at the entrance of his home.... Appeared on "MTV Cribs" in January of 2006.... "The Fresh Prince of Bel-Air" is his all-time favorite television show.... "The Teenage Mutant Ninja Turtles" is his all-time favorite cartoon.... Favorite sports memory is making the playoffs in 2002 and 2003 with Portland.... Lists Jackie Robinson as the one autograph he would most like to receive.

### NBA Regular Season Statistics

Year-Team	G-GS	MIN	Field Goals		3-Point		Free Throws		Rebounds		AST	PF-DQ	STL	TO	BLK	PTS	RPG	APG	PPG
			FGM-FGA	PCT	FGM-FGA	PCT	FTM-FTA	PCT	OFF-DEF-TOT										
01-02 POR	41-0	238	48-107	.449	0-0	.000	18-27	.667	31-38-69	13	29-0	7	15	4	114	1.7	0.3	2.8	
02-03 POR	77-11	1301	264-515	.513	0-5	.000	122-161	.758	139-204-343	41	141-0	42	62	14	650	4.5	0.5	8.4	
03-04 POR	81-80	3067	663-1368	.485	1-5	.200	299-393	.761	242-609-851	163	227-0	68	247	41	1626	10.5	2.0	20.1	
04-05 POR	46-37	1603	332-741	.448	0-6	.000	207-254	.815	142-300-442	86	112-3	34	112	17	871	9.6	1.9	18.9	
05-06 POR	74-71	2545	536-1229	.436	16-55	.291	245-343	.714	193-399-592	144	185-1	57	165	14	1333	8.0	1.9	18.0	
06-07 POR	68-67	2425	600-1286	.467	14-48	.292	394-481	.819	199-489-688	147	184-1	53	215	15	1608	10.1	2.2	23.6	
07-08 POR	69-68	2244	486-1058	.459	22-80	.275	223-289	.772	184-526-710	140	194-1	59	186	16	1217	10.3	2.0	17.6	
08-09 NY/LAC	50-45	1757	415-873	.475	32-97	.330	179-244	.734	157-347-504	103	133-0	43	114	16	1041	10.1	2.1	20.8	
09-10 MEM	81-81	3050	652-1336	.488	15-52	.288	362-465	.778	330-620-950	149	226-3	80	174	34	1681	11.7	1.8	20.8	
10-11 MEM	75-74	2724	598-1188	.503	8-43	.186	300-396	.758	326-588-914	163	175-0	63	151	25	1504	12.2	2.2	20.1	
TOTALS	662-534	20955	4594-9701	.474	108-391	.276	2349-3053	.769	1943-4120-6063	1149	1606-9	506	1441	196	11645	9.2	1.7	17.6	

### NBA Playoff Statistics

Year-Team	G-GS	MIN	Field Goals		3-Point		Free Throws		Rebounds		AST	PF-DQ	STL	TO	BLK	PTS	RPG	APG	PPG
			FGM-FGA	PCT	FGM-FGA	PCT	FTM-FTA	PCT	OFF-DEF-TOT										
01-02 POR	1-0	1	0-0	.000	0-0	.000	0-0	.000	0-0-0	0	0-0	0	0	0	0	0.0	0.0	0.0	0.0
02-03 POR	7-4	205	32-61	.525	0-0	.000	33-37	.892	22-39-61	11	17-0	3	13	2	97	8.7	1.6	13.9	
10-11 MEM	13-13	515	100-224	.446	2-8	.250	87-106	.821	43-98-141	31	45-0	14	27	10	289	10.8	2.4	22.2	
TOTALS	21-17	721	132-285	.463	2-8	.250	120-143	.839	65-137-202	42	62-0	17	40	12	386	9.6	2.0	18.4	

### NBA All-Star Game

Year-Team	G-GS	MIN	Field Goals		3-Point		Free Throws		Rebounds		AST	PF-DQ	STL	TO	BLK	PTS	RPG	APG	PPG
			FGM-FGA	PCT	FGM-FGA	PCT	FTM-FTA	PCT	OFF-DEF-TOT										
09-10 MEM	1-0	19	4-10	.400	0-0	---	0-0	---	3-3-6	2	2-0	2	1	0	8	6.0	2.0	8.0	
TOTALS	1-0	19	4-10	.400	0-0	---	0-0	---	3-3-6	2	2-0	2	1	0	8	6.0	2.0	8.0	

### Single Game Highs

<b>PTS 43</b>	3/29/07, POR vs MEM	<b>FTA 20</b>	11/15/06, POR at CLE	<b>AST 8</b>	12/16/05, POR vs SEA
<b>FGM 17</b>	1/19/07, POR at PHO	<b>OREB 11</b>	12/11/09, MEM vs OKC (2x)	<b>STL 5</b>	2/10/04, POR vs UTA
<b>FGA 40</b>	1/27/07, POR at MEM	<b>DREB 16</b>	2/19/10, MEM vs MIA (2x)	<b>BLK 5</b>	11/23/04, POR at MIA
<b>FTM 15</b>	11/10/06, POR vs NOK	<b>REB 25</b>	2/27/10, MEM at NY	<b>MIN 50</b>	2/19/10, MEM vs MIA (2x)





## JOSH SELBY

POSITION **GUARD**

HT., WT. **6-2, 183**

NBA SEASONS **ROOKIE**

PRIOR TO NBA **KANSAS**

## NBA CAREER

After being selected by Memphis with the 49th overall pick in the second round of the 2011 NBA Draft, took part in a free agent mini-camp from June 24-26 at FedExForum.

## COLLEGE CAREER

Named Big 12 Rookie of the Week twice in his lone season at Kansas (2010-11)... Posted 7.9 points, 2.2 rebounds and 2.2 assists in 20.4 minutes in 26 games (11 starts) for a Jayhawks team that finished the season with a 35-3 record and a berth in the NCAA Elite Eight... Scored a season-high 21 points in his first appearance on Dec. 18, 2010 vs. USC, converting the go-ahead three-pointer with 26 seconds remaining in the Jayhawks' 70-68 victory... Scored 18 points the following game on Dec. 22, 2010 at California... Netted 18 points two games later on Jan. 2, 2011 vs. Miami (OH) to go with seven rebounds and five assists... Averaged 12.0 points, 3.2 assists and 2.1 three-pointers made over his first 13 collegiate games before missing three contests due to a stress reaction in his right foot, suffered on Feb. 1, 2011 at Texas Tech... Reached double-digits nine times, all in his first 13 appearances before the injury... Averaged 10.6 points, 2.7 rebounds, 3.3 assists and 1.7 three-pointers made in his 11 starts... Named the Preseason Big 12 Freshman of the Year and Preseason All-Big 12 Honorable Mention... Chose Kansas over a list of schools that included Kentucky, Connecticut, Arizona and Tennessee.

## HIGH SCHOOL CAREER

The No. 1-ranked high school recruit as a senior by Rivals.com, also placed fifth in the ESPNU 100 and Scout.com final rankings... Averaged 32 points, seven assists, five rebounds and two steals in his senior season (2009-10) for Lake Clifton High School (MD)... A 2010 McDonald's All-American, scored 13 points in the All-American Game and won the Powerade Jam Fest slam dunk contest as part of the event's festivities following his senior season at Lake Clifton... Also participated in the Jordan Brand Classic game... Won the 2010 *Baltimore Sun's* All-Metro Player of the Year Award... Prior to enrolling at Lake Clifton, played two seasons at DaMatha High School in Hyattsville, Md. and one year at The John Carroll School in Bel Air, Md.

## PERSONAL

Born March 27, 1991 in Baltimore, Md... Full name is Joshua C. Selby... Mother is Maeshon Witherspoon... Has two brothers, Daishon Knight and Dwayne Wheeler... Cousins are University of Memphis standouts Will Barton and Antonio Barton... Participated in multiple high-profile charity games and showcases during the 2011 offseason... Joined LeBron James, Carmelo Anthony and Chris Paul as a member of Team Melo, which competed with the Hakim Warrick-led Team Philly in the "Battle for I-95" on Sept. 25, 2011... Joined fellow Jayhawks Darrell Arthur and Xavier Henry in Kansas University's "Legends of the Phog" alumni exhibition game on Sept. 24, 2011 at Allen Fieldhouse... Played alongside Grizzlies teammates Rudy Gay, Tony Allen and O.J. Mayo during the Impact Basketball Training Series in Las Vegas, erupting for 42 points in Day 2 of the camp on Sept. 13, 2011... Squared off with Brandon Jennings during "The Battle in Baltimore" at the Melo League in July-August 2011... Attended Lake Clifton High School his senior season one year following Will's junior season there... Joins Darrell Arthur and Xavier Henry as the third Kansas Jayhawk and Rudy Gay as the second Baltimore native on the Grizzlies' roster.

### College Stats

Year-Team	G-GS	MIN	Field Goals		3-Point		Free Throws		Rebounds		PF-DQ	STL	TO	BLK	PTS	RPG	APG	PPG
			FGM-FGA	PCT	FGM-FGA	PCT	FTM-FTA	PCT	OFF-DEF-TOT	AST								
10-11 KAN	26-11	530	72-193	.373	34-94	.362	28-37	.757	10-48-58	56	44	21	53	1	206	2.2	2.2	7.9
TOTALS	26-11	530	72-193	.373	34-94	.362	28-37	.757	10-48-58	56	44	21	53	1	206	2.2	2.2	7.9

21

MEMPHIS GRIZZLIES

PLAYERS



## GREIVIS VASQUEZ

POSITION	<b>GUARD</b>
HT., WT.	<b>6-6, 211</b>
NBA SEASONS	<b>1</b>
PRIOR TO NBA	<b>MARYLAND</b>

## 2010-11 SEASON

Rookie guard finished first NBA season with averages of 3.6 points, 1.0 rebounds and 2.2 assists (7th among rookies) on .408 shooting in 12.3 minutes in 70 games (one start)... Scored 10-plus points five times, *including a career-best 17 points in a career-high 33 minutes his first career start in the regular season finale on April 13 at LA Clippers...* Tallied 13 points on a perfect 5-of-5 shooting on April 10 vs. New Orleans... *Handed out a career-high seven assists on Jan. 7 vs. Utah...* Provided a spark off the bench in his first extended minutes, posting seven points, two rebounds and two assists on 3-of-3 shooting in 12 minutes on Nov. 13 vs. Boston... Scored his first career points on Nov. 10 vs. Dallas, connecting on his first three-point attempt... Made his NBA debut on Oct. 30 vs. Minnesota... DNP (Coach's Decision) seven times... Inactive five times... **2011 PLAYOFFS:** Averaged 4.3 points, 1.5 rebounds and 1.9 assists on .512 shooting in 10.9 minutes in 13 postseason games... *Scored eight of his playoff career-high 14 points during the three overtime periods in Game 4 of the Western Conference Semifinals on May 9 vs. Oklahoma City, including an off-balance three-pointer with 9.4 seconds remaining to send the game into a second overtime...* Scored 11 points off the bench in the Grizzlies' first round series-clinching win in Game 6 on April 29 vs. San Antonio.

## CAREER TRANSACTIONS

Selected by the Memphis Grizzlies with the 28th overall pick in the first round of the 2010 NBA Draft... Signed a multi-year contract with the Grizzlies on Sept. 24, 2010.

## COLLEGE CAREER

The 2010 ACC Player of the Year and Bob Cousy Award winner as the best point guard in the nation played 136 games (122 starts), never missing a game in his four-year career at Maryland (2006-10)... One of the most decorated players in school history, he averaged 16.0 points, 5.7 assists, 4.8 rebounds and 1.40 steals in his career... Only player in ACC history to record at least 2,000 points (2,171), 750 assists (772) and 600 rebounds (647) in a career... Ranks second in Terrapins' annals in points and assists, trailing only former NBA guard Juan Dixon and Los Angeles Lakers guard Steve Blake, respectively... Only Maryland player to exceed both 500 rebounds and assists in his career... Tallied four career 30-point games... Shot 82.8 percent (439-of-530) from the free throw line... 2009-10: As a senior, averaged 19.6 points, 6.3 assists, 4.6 rebounds and 1.70 steals in 33 games (32 starts)... Named a First Team All-American by The Sporting News and was one of 30 midseason selections for the Naismith Award... Led the ACC in assists (sixth in the nation) and finished second in points and free throw percentage (.857), third in three-point percentage (.359) and fourth in steals... Earned ACC Player of the Week honors four times... Scored a career-best 41 points in a double-overtime victory over Virginia Tech on Feb. 27, 2010... Was named ESPN.com National Player of the Week for Feb. 22, 2010... 2008-09: As a junior, started all 35 games for the Terps, becoming the sixth player in ACC history and first from Maryland to lead his team in points (17.5), rebounds (5.4) and assists (5.0) while swiping 1.40 steals per game... Earned Second Team All-ACC honors and was ACC Player of the Week on three occasions... Recorded the third triple-double in Terrapins' history when he tallied 35 points, 11 rebounds and 10 assists in an 88-85 win North Carolina on Feb. 21, 2009... Became the second Terp to notch a triple-double, joining Derrick Lewis, who accomplished the feat twice in 1987... 2007-08: As a sophomore, named Second Team All-ACC with averages of 17.0 points, an ACC-leading 6.8 assists, 5.7 rebounds and 1.38 steals in 34 games (all starts)... Dished out a school-record and career-high 15 assists against N.C. State on Feb. 9, 2008... 2006-07: In 34 games (21 starts), the ACC All-Freshman Team honoree averaged 9.8 points, 4.6 assists (sixth in the ACC), 3.3 rebounds and 1.15 steals... Honorable Mention All-ACC selection... Was named ACC Rookie of the Week for Feb. 19, 2007... Secured his first career double-double with 15 points and 11 assists on Feb. 18, 2007 vs. Clemson.



## INTERNATIONAL CAREER

Played for the Venezuelan National Team at the 2011, 2009 and 2007 FIBA Americas Tournament... Starred for Venezuela in 2011, averaging 19.3 points, 4.3 rebounds and 5.8 assists in 32.4 minutes in eight games... Led Venezuela in scoring four times and posted two double-doubles in 2011... Registered a near triple-double with 16 points, 10 rebounds and nine assists on Aug. 31, 2011 vs. Dominican Republic... Tallied a tournament personal-best 29 points in a win over Canada on Sept. 3, 2011... Averaged 9.8 points, 5.5 assists and 2.8 rebounds in four games in 2009... In eight games in 2007, tallied 12.1 points, 4.1 rebounds and 3.3 assists per contest... Scored a team-high 12 points in a loss to the United States on August 22, 2007... Nearly missed a triple-double with 18 points, 10 rebounds and eight assists in an August 26, 2007 win over Virgin Islands.

## PERSONAL

Born January 16, 1987 in Caracas, Venezuela... Full name is Greivis Josue Vasquez Rodriguez... Parents are Ivis Rodriguez and Gregorio Vasquez... Has one brother, Ingerman Sanoya... Named is pronounced GRAY-vess VASS-kez... Is the first Venezuelan-born player to be drafted into the NBA... Will be the third Venezuelan citizen to play in the NBA, following Carl Herrera (born in Trinidad & Tobago) and Oscar Torres... Herrera was selected by the Miami Heat with the 30th overall pick (third pick in the second round) of the 1990 NBA Draft, playing six seasons in the NBA with the Rockets (1991-95) and Spurs (1995-98) before splitting his seventh season between the Grizzlies and Nuggets in 1998-99... Fellow Caracas native Oscar Torres played for the Rockets in 2001-02 and Warriors in 2002-03... Had his No. 21 Maryland jersey raised to the rafters of the Comcast Center on Feb. 20, 2011... Honored by the Greater Washington Sports Alliance with the 2010 Sportsman of the Year Award, given to a local sports figure who has displayed excellence on the field and a commitment to the Greater Washington community, becoming the second recipient of the award after the Washington Capitals' Alexander Ovechkin received the honor in 2008 and 2009... Was a Basketball without Borders participant in Brazil in 2004, where current NBA players Leandro Barbosa, Eduardo Najera and Nenê, along with former NBA star Dikembe Mutombo and former Grizzlies' guard Felipe Lopez, served as coaches... Attended Montrose Christian High School in Rockville, Md. with Oklahoma City Thunder forward Kevin Durant... Helped Montrose Christian to a 43-5 record as a junior and senior, including a 20-2 mark in his senior season of 2006 to finish as the No. 9 high school in the *USA Today* Super 25 rankings... Was named to the First Team All-Met by the *Washington Post*... Spoke no English when he arrived in the United States for high school... Earned a degree from Maryland in American studies.

### NBA Regular Season Statistics

Year-Team	G-GS	MIN	Field Goals		3-Point		Free Throws		Rebounds		PF-DQ	STL	TO	BLK	PTS	RPG	APG	PPG
			FGM-FGA	PCT	FGM-FGA	PCT	FTM-FTA	PCT	OFF-DEF-TOT	AST								
10-11 MEM	70-1	860	95-233	.408	25-86	.291	34-44	.773	12-61-73	151	83-0	22	70	4	249	1.0	2.2	3.6
<b>TOTALS</b>	<b>70-1</b>	<b>860</b>	<b>95-233</b>	<b>.408</b>	<b>25-86</b>	<b>.291</b>	<b>34-44</b>	<b>.773</b>	<b>12-61-73</b>	<b>151</b>	<b>83-0</b>	<b>22</b>	<b>70</b>	<b>4</b>	<b>249</b>	<b>1.0</b>	<b>2.2</b>	<b>3.6</b>

### NBA Playoff Statistics

Year-Team	G-GS	MIN	Field Goals		3-Point		Free Throws		Rebounds		PF-DQ	STL	TO	BLK	PTS	RPG	APG	PPG
			FGM-FGA	PCT	FGM-FGA	PCT	FTM-FTA	PCT	OFF-DEF-TOT	AST								
10-11 MEM	13-0	142	21-41	.512	4-11	.364	10-13	.769	3-16-19	25	11-0	5	9	2	56	1.5	1.9	4.3
<b>TOTALS</b>	<b>13-0</b>	<b>142</b>	<b>21-41</b>	<b>.512</b>	<b>4-11</b>	<b>.364</b>	<b>10-13</b>	<b>.769</b>	<b>3-16-19</b>	<b>25</b>	<b>11-0</b>	<b>5</b>	<b>9</b>	<b>2</b>	<b>56</b>	<b>1.5</b>	<b>1.9</b>	<b>4.3</b>

### Single Game Highs

**PTS** 17 4/13/11, MEM at LAC  
**FGM** 7 4/13/11, MEM at LAC  
**FGA** 11 4/13/11, MEM at LAC  
**3FGM** 2 4/13/11, MEM at LAC (4x)

**3FGA** 4 11/16/10, MEM vs POR  
**FTM** 3 1/17/11, MEM vs CHI (3x)  
**FTA** 5 11/16/10, MEM vs POR  
**REB** 6 2/5/11, MEM at HOU

**AST** 7 1/7/11, MEM vs UTA  
**STL** 2 2/4/11, MEM vs CLE (3x)  
**BLK** 1 2/26/11, MEM vs SAC (4x)  
**MIN** 33 4/13/11, MEM at LAC

INFO

PLAYERS

OWNERSHIP

FRONT OFFICE

MEDIA

COMMUNITY INVESTMENT

HISTORY

PLAYOFFS

REVIEW

OPPONENTS

NBA



4

MEMPHIS GRIZZLIES



PLAYERS

## SAM YOUNG

POSITION **FORWARD/GUARD**HT., WT. **6-6, 220**NBA SEASONS **2**PRIOR TO NBA **PITTSBURGH**

## 2010-11 SEASON

In his second season, posted 7.3 points, 2.4 rebounds, 0.9 assists on .472 shooting in 20.2 minutes in 78 games (46 starts) in his second NBA season... The Grizzlies finished the season 29-15 after he was named a full-time starter and went 30-16 with him in the starting lineup... Scored in double figures 22 times in the final 36 games of the season, averaging 10.6 points on .488 shooting... Posted 9.5 points on .483 shooting in 27.1 minutes in 46 starts... Scored 10-plus points 27 times and 20-plus points twice, a career-high tying 22 points off a career-high tying nine made field goals on Feb. 7 vs. LA Lakers and a 22-point performance in the regular season finale on April 13 at LA Clippers... Made a career-high tying nine baskets and dished out a personal-best six assists on Feb. 2 at Minnesota... Grabbed a career-high nine rebounds on Feb. 23 at Minnesota... Swiped a career-high four steals on Dec. 5 at Denver... Tied a career-best with four blocks on Jan. 15 vs. Dallas... Led the bench with 17 points in the season opener on Oct. 27 vs. Atlanta... Played a career-high 45 minutes on Feb. 8 at Oklahoma City... DNP (Coach's Decision) five times... **2011 PLAYOFFS:** Averaged 7.5 points and 2.3 rebounds on .448 shooting in 19.7 minutes in 13 postseason games (11 starts), helping Memphis reach the Western Conference Semifinals for the first time in franchise history... Scored a playoff career-high 18 points in Game 5 of the first round on April 27 at San Antonio.

## NBA CAREER

The two-year pro holds career averages of 7.4 points, 2.4 rebounds and 0.8 assists on .461 shooting in 18.3 minutes in 158 games (47 starts) for the Memphis Grizzlies... 2009-10 (MEMPHIS): In his rookie season, averaged 7.4 points (T-18th among rookies), 2.5 rebounds and 0.7 assists in 16.5 minutes in 80 games (one start)... Scored a career-high tying 22 points on Jan. 2, 2010 at Phoenix and Jan. 6, 2010 at Utah... Totaled 17 points in his first career start on Nov. 30, 2009 vs. Utah... Blocked a career-high tying four shots on April 6, 2010 vs. Houston.

## CAREER TRANSACTIONS

Selected by the Memphis Grizzlies with the 36th overall pick in the second round of the 2009 NBA Draft... Signed to a multi-year contract on July 29, 2009.

## COLLEGE CAREER

Averaged 13.2 points and 5.0 rebounds on 49.8 percent shooting in 25.5 minutes in 143 games (78 starts) in four seasons (2005-09) at Pittsburgh... Finished as the school's fourth all-time leading scorer (1,884 points)... His 143 consecutive games played set a Pittsburgh record... One of three seniors who comprised the all-time winningest class in Panthers history (112 wins)... 2008-09: Averaged 19.2 points (fourth in Big East) and 6.3 rebounds (20th) on 50.2 percent shooting in 31.8 minutes in 36 games (all starts) in his senior year, setting a single-season school record with 690 points... Named to the All-Big East First Team and Associated Press All-America Third Team... Earned 2009 NCAA East Regional All-Tournament Team honors after averaging 23.3 points and 7.8 rebounds, shooting 48.0 percent from three-point range, in four NCAA Tournament games... Scored a game-high 28 points in the 2009 NCAA Elite Eight on March 28 vs. Villanova... Poured in a Pittsburgh NCAA Tournament-record 32 points in the second round in a March 22 victory over Oklahoma State... Named MVP of the Legends Classic Tournament... Scored a career-high 33 points on Nov. 25 vs. Belmont... 2007-08: Recorded 18.1 points (third in Big East), 6.3 rebounds and 1.14 blocks on 50.3 percent shooting in 37 games (all starts), earning All-Big East First Team honors and Associated Press All-America Honorable Mention... Was a Wooden and Naismith Award finalist... Also named to the United States Basketball Writers Association (USBWA) and National Association of Basketball Coaches (NABC) All-District teams... Won the Big East Tournament Most Outstanding Player Award after averaging 20.0 points, 7.0 rebounds and 2.50 blocks in four games... **2006-07:** Averaged



7.2 points and 3.0 rebounds on 45.8 percent shooting in 17.2 minutes in 37 games (two starts)... Posted 12.3 points and 4.3 rebounds in three NCAA Tournament games... 2005-06: Named to the Big East All-Rookie Team after averaging 7.9 points and 4.4 rebounds on 52.1 percent shooting in 20.4 minutes in 33 games (three starts)... Ranked second on the team in field goal percentage and third in rebounding... Started in three of Pittsburgh's four Big East Tournament games.

## PERSONAL

Born June 1, 1985 in Clinton, Md... Full name is Samuel David Young... Son of Marquet Craig... Has a brother, Michael Spriggs, who serves as Young's inspiration and motivation... Spriggs, who is blind, won the gold medal in judo at the 2007 International Blind Sports Federation World Youth and Student Games and qualified for the 189-pound weight class for the Maryland state wrestling tournament... Moved nine times prior to starting college... Led Friendly High School (Md.) to the 2003 Class 3A State Championship... Born in the same Maryland county (Prince George) that produced Oklahoma City's Kevin Durant, Minnesota's Michael Beasley, former University of Maryland star Len Bias and boxing champions Sugar Ray Leonard and Riddick Bowe... Was an AAU teammate of current Grizzlies teammate Rudy Gay... Before the start of his senior season at Pittsburgh, slept at the team's practice facility for one month so he could work out more often... Known as the "Renaissance Man," played grand piano for his Panther teammates in hotel lobbies on road trips and read his own poetry during open-mike nights in Pittsburgh coffee houses... Started playing piano in the ninth grade... Approached by a publisher about releasing his own book of poetry... First love was gymnastics and is still known to do standing back flips and backwards handsprings... Left gymnastics for football in junior high and discovered basketball in the ninth grade... Never watched a college basketball game until he played in one... Helped students plant trees and flowers at Dexter Elementary during the NBA's Go Green Week.

### NBA Regular Season Statistics

Year-Team	G-GS	MIN	Field Goals		3-Point		Free Throws		Rebounds		AST	PF-DQ	STL	TO	BLK	PTS	RPG	APG	PPG
			FGM-FGA	PCT	FGM-FGA	PCT	FTM-FTA	PCT	OFF-DEF-TOT										
09-10 MEM	80-1	1321	224-497	.451	11-56	.196	136-175	.777	77-124-201	52	106-0	34	94	20	595	2.5	0.7	7.4	
10-11 MEM	78-46	1577	233-494	.472	17-50	.340	89-116	.767	40-147-187	71	68-0	68	61	23	572	2.4	0.9	7.3	
TOTALS	158-47	2898	457-991	.461	28-106	.264	225-291	.773	117-271-388	123	226-0	102	155	43	1167	2.5	0.8	7.4	

### NBA Playoff Statistics

Year-Team	G-GS	MIN	Field Goals		3-Point		Free Throws		Rebounds		AST	PF-DQ	STL	TO	BLK	PTS	RPG	APG	PPG
			FGM-FGA	PCT	FGM-FGA	PCT	FTM-FTA	PCT	OFF-DEF-TOT										
10-11 MEM	13-11	256	43-96	.448	3-12	.250	9-15	.600	7-23-30	2	18-0	6	8	3	98	2.3	0.2	7.5	
TOTALS	13-11	256	43-96	.448	3-12	.250	9-15	.600	7-23-30	2	18-0	6	8	3	98	2.3	0.2	7.5	

### Single Game Highs

**PTS** 22 4/13/11, MEM at LAC (4x)  
**FGM** 9 2/7/11, MEM vs LAL (2x)  
**FGA** 22 4/13/11, MEM at LAC  
**3FGM** 2 4/13/11, MEM at LAC (3x)

**3FGA** 4 1/15/10, MEM vs MIN  
**FTM** 9 1/2/10, MEM at PHO  
**FTA** 10 4/10/10, MEM vs PHI (2x)  
**REB** 9 2/23/11, MEM at MIN

**AST** 6 2/2/11, MEM at MIN  
**STL** 4 12/5/10, MEM at DEN  
**BLK** 4 1/15/11, MEM vs DAL (2x)  
**MIN** 45 2/8/11, MEM at OKC

INFO

PLAYERS

OWNERSHIP

FRONT OFFICE

MEDIA

COMMUNITY INVESTMENT

HISTORY

PLAYOFFS

REVIEW

OPPONENTS

NBA

18

MEMPHIS GRIZZLIES



PLAYERS



## JOSH DAVIS

POSITION	<b>FORWARD</b>
HT., WT.	<b>6-8, 235</b>
NBA SEASONS	<b>3</b>
PRIOR TO NBA	<b>BANCA TERCAS TERAMO</b>

## PROFESSIONAL CAREER

The three-year NBA veteran holds career averages of 2.5 points and 1.7 rebounds in 7.1 minutes in 52 games (six starts) with the Atlanta Hawks, Philadelphia 76ers, Milwaukee Bucks, Houston Rockets and Phoenix Suns... Has played internationally in Greece, Puerto Rico, Ukraine, Russia and Italy... **2010-11 (ITALY)**: Averaged 11.5 points and 8.2 rebounds while shooting .593 from the field in 29.2 minutes in 26 games for Banca Tercas Teramo in Italy... **2009-10 (GREECE)**: Played with Panellinios Athens in Greece, averaging 6.7 points and 4.4 rebounds in 16.5 minutes in 28 games in league play... **2008-09 (COLORADO/PUERTO RICO)**: A key member of the Colorado 14ers NBA Development League Championship squad, averaged 18.8 points, 7.2 rebounds, 1.9 assists and 1.78 steals in 31.9 minutes in 45 games (42 starts)... In four playoff games (all starts), averaged 22.0 points, 8.5 rebounds, 2.0 assists and 1.75 steals in 34.0 minutes... Played 14 games with Cangrejeros de Santurce in Puerto Rico, averaging 16.6 points, 9.4 rebounds and 1.3 assists in 28.3 minutes... **2007-08 (UKRAINE)**: Played for Kyiv... **2006-07 (RUSSIA)**: Spent the season with Dynamo Moscow... **2005-06 (MILWAUKEE/HOUSTON/PHOENIX)**: Played for three teams in his third NBA season, recording 1.0 points in 2.8 minutes in six games... In four games with the Bucks, averaged 0.5 points and 0.8 rebounds in 3.0 minutes... Played in one game with the Rockets... Scored four points with one rebound and one steal in five minutes in his only game with the Suns... **2004-05 (PHILADELPHIA)**: In his second NBA season, had his best year with 2.8 points and 1.9 rebounds in 7.8 minutes in 42 games (five starts)... Grabbed a career-high 11 rebounds on April 1, 2005 vs. Dallas... Appeared in two playoff games, recording one rebound in four total minutes... **2003-04 (ATLANTA)**: Averaged 1.3 points and 1.3 rebounds in 5.8 minutes in four games as a rookie... **2002-03 (ITALY)**: Averaged 9.0 points and 6.1 rebounds in 30 games for Sicc Jessi.

## CAREER TRANSACTIONS

Went undrafted in the 2002 NBA Draft... Signed as a free agent by the Chicago Bulls on Sept. 23, 2003... Waived by Chicago on Oct. 20, 2003... Signed a 10-day contract with the Atlanta Hawks on March 9, 2004... Signed as a free agent by the Philadelphia 76ers on Sept. 20, 2004... Signed as a free agent by the Milwaukee Bucks on Oct. 2, 2005... Waived by Milwaukee on Nov. 24, 2005... Signed as a free agent by the Houston Rockets on Dec. 29, 2005... Waived by Houston on Jan. 4, 2006... Signed a 10-day contract with the Phoenix Suns on Jan. 9, 2006... Signed with the Memphis Grizzlies as a free agent on Sept. 29, 2010... Waived by Memphis on Oct. 21, 2010... Signed as a free agent by Memphis on Dec. 10, 2011.

## COLLEGE CAREER

Played four seasons at the University of Wyoming, averaging 12.1 points, 8.0 rebounds in 119 games with the Cowboys... Became the third player in school history to record 1,000 points and 900 rebounds in a career... A three-time Mountain West All-Conference selection... **2001-02**: Averaged 11.7 points and 7.9 rebounds in 27.4 minutes in 31 games as a senior... Named Honorable Mention All-America... **2000-01**: Posted 13.5 points and 9.4 rebounds in 28.4 minutes in 30 games as a junior... **1999-00**: Recorded 14.3 points and 8.7 rebounds in 27.2 minutes in 31 games as a sophomore... **1998-99**: Averaged 8.6 points and 6.0 rebounds in 21.9 minutes in 27 games as a freshman.

## PERSONAL

Born Aug. 10, 1980 in Salem, Ore... Full name is Joshua Warren Davis... Parents are Williams and Katrina Davis... Has an older sister, Beth, and younger brother, Gabe... Attended Salem Academy High School in Oregon... Majored in psychology at Wyoming... Has wife, Jessica.





## NBA Regular Season Statistics

Year-Team	G-GS	MIN	Field Goals		3-Point		Free Throws		Rebounds		AST	PF-DQ	STL	TO	BLK	PTS	RPG	APG	PPG
			FGM-FGA	PCT	FGM-FGA	PCT	FTM-FTA	PCT	OFF-DEF-TOT										
03-04 ATL	4-1	23	2-4	.400	0-2	.000	1-1	1.000	1-4-5	0	3-0	0	2	0	5	1.3	0.0	1.3	
04-05 PHI	42-5	328	42-111	.378	19-53	.358	14-17	.824	29-50-79	12	45-0	8	15	4	117	1.9	0.3	2.8	
05-06 MLH/PHO	6-0	17	2-7	.286	0-2	.000	2-3	.667	3-1-4	1	3-0	2	1	0	6	0.7	0.2	1.0	
TOTALS	8	4	206-32-61	.525	0-0	.000	33-37	.892	22-39-61	11	17-0	3	13	2	97	12.1	1.4	7.6	

## NBA Playoffs

Year-Team	G-GS	MIN	Field Goals		3-Point		Free Throws		Rebounds		AST	PF-DQ	STL	TO	BLK	PTS	RPG	APG	PPG
			FGM-FGA	PCT	FGM-FGA	PCT	FTM-FTA	PCT	OFF-DEF-TOT										
04-05 PHI	2-0	4	0-1	.000	0-1	.000	0-0	---	0-1-1	0	1-0	0	0	0	0	0	0.5	0.0	0.0
TOTALS	2-0	4	0-1	.000	0-1	.000	0-0	---	0-1-1	0	1-0	0	0	0	0	0	0.5	0.0	0.0

## Single Game Highs

**PTS** 19 11/24/04, PHI vs BOS

**FGM** 6 11/24/04, PHI vs BOS

**FGA** 13 4/1/05, PHI vs DAL

**FTM** 4 4/20/05, PHI vs ATL (2x)

**FTA** 6 4/20/05, PHI vs ATL

**OREB** 5 4/1/05, PHI vs DAL

**DREB** 6 4/1/05, PHI vs DAL

**REB** 11 4/1/05, PHI vs DAL

**AST** 2 4/20/05, PHI vs ATL

**STL** 1 1/17/06, PHO at SAC (10x)

**BLK** 1 4/20/05, PHI vs ATL

**MIN** 28 4/1/05, PHI vs DAL

INTRO

PLAYERS

OWNERSHIP

FRONT OFFICE

MEDIA

COMMUNITY INVESTMENT

HISTORY

PLAYOFFS

REVIEW

OPPONENTS

NBA

42

## MEMPHIS GRIZZLIES TRAINING CAMP INVITE

PLAYERS

## WALTER SHARPE

POSITION **FORWARD**HT., WT. **6-8, 245**NBA SEASONS **1**COLLEGE **UAB**

## PROFESSIONAL CAREER

One-year pro holds career averages of 1.0 points and 0.4 rebounds in 2.5 minutes in eight games for the Detroit Pistons... Holds career NBA Development League averages of 10.1 points, 5.3 rebounds and 1.2 assists in 49 games (23 starts) with the Fort Wayne Mad Ants, Idaho Stampede, Dakota Wizards and New Mexico Thunderbirds... 2010-11 (**IDAHO/DAKOTA/NEW MEXICO**): Spent time with three different D-League teams, averaging 10.0 points and 5.5 rebounds in 23.0 minutes in 45 games (20 starts) for the Stampede, Wizards and Thunderbirds... Posted 19.7 points and 9.7 rebounds in 38.7 minutes in three games (all starts) with Idaho... Recorded 8.4 points and 5.8 rebounds in 20.7 minutes in 18 games (nine starts) with Dakota... Averaged 10.1 points and 4.8 rebounds in 22.7 minutes in 24 games (eight starts) with New Mexico... **2008-09 (DETROIT)**: Averaged 1.0 points in 2.5 minutes in eight games for the Pistons in his NBA rookie season... Assigned to the D-League's Fort Wayne Mad Ants, averaged 10.8 points and 3.5 rebounds in 21.8 minutes in four games (three starts).

## CAREER TRANSACTIONS

Selected by the Seattle SuperSonics with the 32nd overall in the second round of the 2008 NBA Draft... Traded by Seattle with the draft rights to Trent Plaisted to the Detroit Pistons for D.J. White on June 26, 2008... Traded by Detroit with Arron Afflalo and cash considerations to the Denver Nuggets for a 2011 second round draft pick on July 13, 2009... Traded by Denver with Sonny Weems and cash considerations to the Milwaukee Bucks for Malik Allen on July 31, 2009... Waived by Milwaukee on Oct. 26, 2009... Signed by the Memphis Grizzlies as a free agent on Dec. 10, 2011.

## CAREER TRANSACTIONS

Averaged 7.0 points and 3.8 rebounds in 15.3 minutes in 40 total games over two seasons with Mississippi State University and one season with the University of Alabama-Birmingham... **2007-08**: In his senior season at UAB, averaged 14.2 points and 6.8 rebounds in 24.9 minutes in 12 games... **2006-07**: Sat out his junior season while transferring from Mississippi State to UAB... **2005-06**: Averaged 9.3 points and 5.0 rebounds in 19.7 minutes in six games as a sophomore for Mississippi State... **2004-05**: Posted 2.4 points and 1.9 rebounds in 8.9 minutes in 22 games as a freshman at Mississippi State.

## PERSONAL

Born July 18, 1986 in Huntsville, Ala... Full name is Walter L. Sharpe III... Son of Alicia and Walter Sharpe, Jr... Attended high school at A.H. Parker High School in Birmingham, Ala... Majored in philosophy at UAB.

## NBA Regular Season Statistics

Year-Team	G-GS	MIN	Field Goals			3-Point		Free Throws		Rebounds		AST	PF-DQ	STL	TO	BLK	PTS	RPG	APG	PPG
			FGM-FGA	PCT		FGM-FGA	PCT	FTM-FTA	PCT	OFF-DEF-TOT										
08-09 DET	8-0	20	4-11	.364		0-2	.000	0-2	.000	0-3-3		0	3-0	0	0	2	8	0.4	0.0	1.0
TOTALS	8-0	20	4-11	.364		0-2	.000	0-2	.000	0-3-3		0	3-0	0	0	2	8	0.4	0.0	1.0

## Single Game Highs

PTS **2** 3/24/09, DET at CHI (4x)FGM **1** 3/24/09, DET at CHI (4x)FGA **2** 4/8/09, DET at NY (3x)

FTM - - -

FTA **2** 3/26/09, DET vs LAL

OREB - - -

DREB **2** 4/8/09, DET at NYREB **2** 4/8/09, DET at NY

AST - - -

STL - - -

BLK **1** 4/8/09, DET at NYMIN **5** 4/8/09, DET at NY



## BRIAN SKINNER

POSITION	<b>FORWARD/CENTER</b>
HT., WT.	<b>6-9, 255</b>
NBA SEASONS	<b>13</b>
COLLEGE	<b>BAYLOR</b>

## PROFESSIONAL CAREER

The 13-year NBA veteran owns career averages of 4.7 points, 4.7 rebounds and 0.88 blocks in 18.0 minutes in 607 games (197 starts) with the Los Angeles Clippers, Cleveland Cavaliers, Philadelphia 76ers, Milwaukee Bucks, Sacramento Kings, Portland Trail Blazers and Phoenix Suns... Owns 31 career double-doubles... Holds NBA postseason averages of 2.3 points and 2.0 rebounds in 9.5 minutes in 21 games... **2010-11 (MILWAUKEE):** Made two appearances in his third stint with the Bucks... Played the remainder of the season for Benetton Treviso in Italy, averaging 6.5 points and 6.9 rebounds in 22 games... **2008-10 (LA CLIPPERS):** Averaged 3.6 points and 3.4 rebounds in 14.4 minutes in 67 games (22 starts) over two seasons in his second run with the Clippers... **2007-08 (PHOENIX):** Averaged 3.3 points and 3.6 rebounds in 12.8 minutes in 66 games with Phoenix... **2006-07 (MILWAUKEE):** Averaged 4.4 points and 5.7 rebounds in 22.7 minutes in 67 games (44 starts) in his second stint in Milwaukee... **2005-06 (SACRAMENTO/PORTLAND):** Recorded 2.3 points and 2.7 rebounds in 11.3 minutes in 38 games in Sacramento before a four-team trade sent him to Portland... Averaged 3.8 points and 4.7 rebounds in 19.1 minutes in 27 games (five starts) in Portland... **2004-05 (PHILADELPHIA/SACRAMENTO):** Averaged 2.0 points and 2.6 rebounds in 10.3 minutes in 24 games in his second campaign with Philadelphia... Following a midseason trade from the 76ers, posted 7.4 points and 8.7 rebounds and 1.72 blocks in 27.8 minutes in 25 games (23 starts) with Sacramento... *While with the Kings, grabbed a career-high 19 rebounds on March 28, 2005 vs. Philadelphia in his first game against his former team...* **2003-04 (MILWAUKEE):** Averaged career highs in points (10.5) and rebounds (7.3) in 28.2 minutes in 56 games (54 starts) in his first year in Milwaukee... **2002-03 (PHILADELPHIA):** Registered 6.0 points and 4.8 rebounds in 17.9 minutes in 77 games (nine starts) in his first stint with Philadelphia... **2001-02 (CLEVELAND):** Posted 3.4 points and 4.3 rebounds in 17.0 minutes in 65 games (eight starts) with Cleveland... Blocked a career-high six shots on Nov. 21, 2001 vs. Memphis... **1998-01 (LA CLIPPERS):** Averaged 4.6 points and 4.5 rebounds in 17.4 minutes in 93 games (32 starts) over his first three NBA seasons with the Clippers... *Scored a career-high 23 points on Nov. 12, 2000 at Denver.*

## CAREER TRANSACTIONS

Selected by the Los Angeles Clippers with the 22nd overall pick in the first round of the 1998 NBA Draft... Traded by the Clippers with the draft rights to Tyson Chandler to the Chicago Bulls for Elton Brand on June 27, 2001... Traded by Chicago to the Toronto Raptors in exchange for Charles Oakley and a 2002 second round pick on July 18, 2001... As part of a three-team trade, traded by Toronto to the Cleveland Cavaliers along with Ricky Davis from the Miami Heat on Oct. 26, 2001... Signed as a free agent with the Philadelphia 76ers on Aug. 27, 2002... Signed as a free agent by the Milwaukee Bucks on July 17, 2003... Signed as a free agent with Philadelphia on July 14, 2004... Traded by Philadelphia with Kenny Thomas and Corliss Williamson to the Sacramento Kings for Chris Webber, Matt Barnes and Michael Bradley on Feb. 23, 2005... Traded by Sacramento to the Portland Trail Blazers as part of a four-team trade also including the Denver Nuggets and Seattle SuperSonics on Feb. 23, 2006... Traded by Portland with Steve Blake and Ha Seung-Jin to Milwaukee in exchange for Jamaal Magloire... Signed as a free agent with the Phoenix Suns on Oct. 1, 2007... Signed as a free agent with the Clippers on July 31, 2008... Signed as a free agent by Milwaukee on Sept. 29, 2010 by Milwaukee... Waived by Milwaukee on Oct. 25, 2010... Signed as a free agent by Milwaukee on Dec. 2, 2010... Waived by Milwaukee on Jan. 5, 2011... Signed as a free agent by the Memphis Grizzlies on Dec. 10, 2011.

## COLLEGE CAREER

Played four seasons at Baylor University, averaging 16.5 points, 8.9 rebounds and 3.36 blocks on .575 shooting in 31.9 minutes in 103 career games with the Bears... Amassed school records with 336 blocks and 915 rebounds... Baylor's third all-time leading scorer with 1,702 points... **1997-98:** Averaged 18.1 points and 9.5 rebounds in 32.4 minutes in 28 games as a senior... Named Honorable Mention All-America by The Associated Press and Second Team All-Big 12 Conference, ranking fifth in the country in blocks (98)... **1996-97:** Averaged 16.1 points and 8.4 rebounds in 32.4 minutes in 30 games as a junior... Named Second Team All-Big 12 Conference... **1995-96:** Posted 17.6 points and 9.3 rebounds while finishing 12th in the nation in field goal percentage (.601) as a sophomore... Earned All-Southwest Conference honors and was an All-SWC Defensive Team selection... **1994-95:** Earned SWC Freshman of the Year honors after averaging 13.1 points and 8.2 rebounds in 27.8 minutes in 18 games.



## PERSONAL

Born May 19, 1976 in Temple, Tex... Son of James and Gladys Skinner... Earned bachelor's degree in environmental studies at Baylor... Enjoys fishing and lifting weights.

### NBA Regular Season Statistics

Year-Team	G-GS	MIN	Field Goals		3-Point		Free Throws		Rebounds		PF-DQ	STL	TO	BLK	PTS	RPG	APG	PPG
			FGM-FGA	PCT	FGM-FGA	PCT	FTM-FTA	PCT	OFF-DEF-TOT	AST								
98-99 LAC	21-0	258	33-71	.465	0-0	---	20-33	.606	20-33-53	1	20-0	10	19	13	86	2.5	0.0	4.1
99-00 LAC	33-9	775	68-134	.507	0-0	---	43-65	.662	63-138-201	11	75-0	16	37	44	179	6.1	0.3	5.4
00-01 LAC	39-23	584	64-161	.398	0-0	---	32-59	.542	55-113-168	18	61-0	14	32	11	160	4.3	0.5	4.1
01-02 CLE	65-8	1107	88-162	.543	0-0	---	48-79	.608	93-188-281	17	130-1	24	42	61	224	4.3	0.3	3.4
02-03 PHI	77-9	1381	182-331	.550	0-0	---	97-161	.602	136-230-366	19	176-1	47	62	53	461	4.8	0.2	6.0
03-04 MIL	56-54	1577	255-513	.497	0-0	---	79-138	.572	119-292-411	49	165-3	30	78	61	589	7.3	0.9	10.5
04-05 PH-SAC	49-23	941	104-205	.507	0-1	.000	25-70	.357	107-173-280	43	102-0	31	40	49	233	5.7	0.9	4.8
05-06 SAC-POR	65-5	944	82-160	.513	0-0	---	27-56	.482	76-152-228	30	119-1	25	45	43	191	3.5	0.5	2.9
06-07 MIL	67-44	1523	124-253	.490	0-0	---	46-79	.582	106-279-385	58	195-2	18	75	64	294	5.7	0.9	4.4
07-08 PHO	66-0	844	92-198	.465	2-3	.667	33-63	.524	63-175-238	15	112-0	21	39	77	219	3.6	0.2	3.3
08-09 LAC	51-21	843	92-205	.449	0-2	.000	30-47	.638	72-131-203	27	94-0	17	43	52	214	4.0	0.5	4.2
09-10 LAC	16-1	123	10-25	.400	0-0	---	6-8	.750	9-18-27	0	20-0	3	7	4	26	1.7	0.0	1.6
10-11 MIL	2-0	6	0-0	---	0-0	---	0-0	---	0-0-0	0	0-0	0	0	0	0	0.0	0.0	0.0
<b>TOTALS</b>	<b>607-197</b>	<b>10906</b>	<b>1194-2418</b>	<b>.494</b>	<b>2-6</b>	<b>.333</b>	<b>486-858</b>	<b>.566</b>	<b>919-1922-2841</b>	<b>288</b>	<b>1269-8</b>	<b>256</b>	<b>519</b>	<b>532</b>	<b>2876</b>	<b>4.7</b>	<b>0.5</b>	<b>4.7</b>

### NBA Playoffs

Year-Team	G-GS	MIN	Field Goals		3-Point		Free Throws		Rebounds		PF-DQ	STL	TO	BLK	PTS	RPG	APG	PPG
			FGM-FGA	PCT	FGM-FGA	PCT	FTM-FTA	PCT	OFF-DEF-TOT	AST								
02-03 PHI	8-0	38	1-6	.167	0-1	.000	4-4	1.000	3-3-6	0	6-0	0	2	1	6	0.8	0.0	0.8
03-04 MIL	5-3	94	11-21	.524	0-0	---	5-12	.417	8-14-22	0	8-0	1	7	3	27	4.4	0.0	5.4
04-05 PH-SAC	4-1	47	4-8	.500	0-0	---	0-0	---	6-5-11	2	5-0	2	5	4	8	2.8	0.5	2.0
07-08 PHO	4-0	21	2-4	.500	0-0	---	4-8	.500	0-3-3	0	4-0	0	0	3	8	0.8	0.0	2.0
<b>TOTALS</b>	<b>21-4</b>	<b>200</b>	<b>18-39</b>	<b>.462</b>	<b>0-1</b>	<b>.000</b>	<b>13-24</b>	<b>.542</b>	<b>17-25-42</b>	<b>2</b>	<b>23-0</b>	<b>3</b>	<b>14</b>	<b>11</b>	<b>49</b>	<b>2.0</b>	<b>0.1</b>	<b>2.3</b>

### Single Game Highs

**PTS 23** 11/12/00, LAC at DEN  
**FGA 16** 4/14/04, MIL vs TOR  
**FGM 9** 4/4/04, MIL at TOR (3x)  
**FTM 7** 11/12/00, LAC at DEN

**FTA 10** 4/7/09, LAC vs MIN (4x)  
**OREB 9** 11/16/99, LAC at MIL  
**DREB 12** 3/7/07, MIL vs LAL (3x)  
**REB 19** 3/28/05, SAC vs PHI

**AST 5** 3/28/05, SAC vs PHI  
**STL 3** 1/11/09, LAC vs PHO (12x)  
**BLK 6** 11/21/01, CLE vs MEM  
**MIN 48** 11/20/99, LAC at WAS



## HOW THE GRIZZLIES WERE BUILT



<b>00</b>	<b>Darrell Arthur</b>	Draft rights acquired by Memphis from the Houston Rockets in exchange for the draft rights to Donte' Greene (28th) and a 2009 second round pick in a draft-night deal on June 26, 2008.
<b>1</b>	<b>Jeremy Pargo</b>	Signed with Memphis as a free agent on Dec. 10, 2011.
<b>2</b>	<b>Josh Selby</b>	Selected by Memphis in the second round (49th overall) of the 2011 NBA Draft on June 23, 2011.
<b>3</b>	<b>Brian Skinner</b>	Signed with Memphis as a free agent on Dec. 10, 2011.
<b>4</b>	<b>Sam Young</b>	Selected by Memphis in the second round (36th overall) of the 2009 NBA Draft on June 25, 2009.
<b>9</b>	<b>Tony Allen</b>	Signed with Memphis as a free agent on July 13, 2010.
<b>11</b>	<b>Mike Conley</b>	Selected by Memphis in the first round (fourth overall) of the 2007 NBA Draft on June 28, 2007.
<b>13</b>	<b>Xavier Henry</b>	Selected by Memphis in the first round (12th overall) of the 2010 NBA Draft on June 24, 2010.
<b>18</b>	<b>Josh Davis</b>	Signed with Memphis as a free agent on Sept. 29, 2010.
<b>21</b>	<b>Greivis Vasquez</b>	Selected by Memphis in the first round (28th overall) of the 2010 NBA Draft on June 24, 2010.
<b>22</b>	<b>Rudy Gay</b>	Draft rights acquired by Memphis from the Houston Rockets along with Stromile Swift in exchange for Shane Battier on July 12, 2006.
<b>32</b>	<b>O.J. Mayo</b>	Draft rights acquired by Memphis from the Minnesota Timberwolves along with Marko Jaric, Antoine Walker and Greg Buckner in exchange for the draft rights to Kevin Love, Mike Miller, Brian Cardinal and Jason Collins in a draft-night deal on June 26, 2008.
<b>33</b>	<b>Marc Gasol</b>	Draft rights acquired by Memphis from the Los Angeles Lakers along with Kwame Brown, Aaron McKie, Javaris Crittenton, a 2008 first round pick, a 2010 first round pick and cash considerations in exchange for Pau Gasol and a 2010 second round pick on Feb. 1, 2008.
<b>42</b>	<b>Walter Sharpe</b>	Signed with Memphis as a free agent on Dec. 10, 2011.
<b>50</b>	<b>Zach Randolph</b>	Acquired by Memphis from the Los Angeles Clippers in exchange for Quentin Richardson on July 17, 2009.

INFO

PLAYERS

OWNERSHIP

FRONT  
OFFICE

MEDIA

COMMUNITY  
INVESTMENT

HISTORY

PLAYOFFS

REVIEW

OPPONENTS

NBA



# ROSTER

NO.	PLAYER	POSITION	HEIGHT	WEIGHT	DATE OF BIRTH	PRIOR TO NBA/HOME COUNTRY	NBA EXP.
9	Tony Allen	G/F	6-4	213	1/11/1982	Oklahoma State/USA	7
00	Darrell Arthur	F	6-9	235	3/25/1988	Kansas/USA	3
11	Mike Conley	G	6-1	185	10/11/1987	Ohio State/USA	4
18	Josh Davis	F	6-8	235	8/10/1980	Wyoming/USA	3
33	Marc Gasol	C	7-1	265	1/29/1985	Akasvayu Girona/Spain	3
22	Rudy Gay	F	6-8	230	8/17/1986	Connecticut/USA	5
13	Xavier Henry	G	6-6	220	3/15/1991	Kansas/USA	1
32	O.J. Mayo	G	6-4	210	11/5/1987	USC/USA	3
1	Jeremy Pargo	G	6-2	219	3/17/1986	Gonzaga/USA	R
50	Zach Randolph	F	6-9	255	7/16/1981	Michigan State/USA	10
2	Josh Selby	G	6-2	183	3/27/1991	Kansas/USA	R
42	Walter Sharpe	F	6-9	245	7/18/1986	UAB/USA	1
3	Brian Skinner	F/C	6-9	255	5/19/1976	Baylor/USA	13
21	Greivis Vasquez	G	6-6	211	1/16/1987	Maryland/Venezuela	1
4	Sam Young	F/G	6-6	220	6/1/1985	Pittsburgh/USA	2

<b>Head Coach</b>	<b>Lionel Hollins</b>
<b>Assistant Coaches</b>	<b>David Joerger</b>
	<b>Henry Bibby</b>
	<b>Barry Hecker</b>
	<b>Bob Thornton</b>
<b>Player Development Coach</b>	<b>Lloyd Pierce</b>
<b>Head Athletic Trainer</b>	<b>Drew Graham</b>
<b>Strength and Conditioning Coach</b>	<b>Kelly Lambert</b>
<b>Assistant Athletic Trainer/ Assistant Strength and Conditioning Coach</b>	<b>Jim Scholler</b>

## PRONUNCIATION GUIDE

Darrell Arthur (dur-RELL)

David Joerger (YAY-gr)

Xavier Henry (ZAH-vee-A)

Greivis Vasquez (GRAY-vess VASS-kez)





INFO

PLAYERS

OWNERSHIP

FRONT  
OFFICE

MEDIA

COMMUNITY  
INVESTMENT

HISTORY

PLAYOFFS

REVIEW

OPPONENTS

NBA


**9** | TONY  
ALLEN

 POSITION **GUARD**  
 HEIGHT **6-4**  
 WEIGHT **213**  
 PRIOR TO NBA **OKLAHOMA STATE/USA**

**00** | DARRELL  
ARTHUR

 POSITION **FORWARD**  
 HEIGHT **6-9**  
 WEIGHT **235**  
 PRIOR TO NBA **KANSAS/USA**

**11** | MIKE  
CONLEY

 POSITION **GUARD**  
 HEIGHT **6-1**  
 WEIGHT **185**  
 PRIOR TO NBA **OHIO STATE/USA**

**18** | JOSH  
DAVIS

 POSITION **FORWARD**  
 HEIGHT **6-8**  
 WEIGHT **235**  
 PRIOR TO NBA **BANCAS TERCAS TERAMO**

**33** | MARC  
GASOL

 POSITION **CENTER**  
 HEIGHT **7-1**  
 WEIGHT **265**  
 PRIOR TO NBA **AKASVAYU GIRONA, SPAIN**

**22** | RUDY  
GAY

 POSITION **FORWARD**  
 HEIGHT **6-8**  
 WEIGHT **230**  
 PRIOR TO NBA **CONNECTICUT/USA**

**13** | XAVIER  
HENRY

 POSITION **GUARD**  
 HEIGHT **6-6**  
 WEIGHT **220**  
 PRIOR TO NBA **KANSAS/USA**

**32** | O.J. MAYO

 POSITION **GUARD**  
 HEIGHT **6-4**  
 WEIGHT **210**  
 PRIOR TO NBA **USC/USA**

**1** | JEREMY  
PARGO

 POSITION **GUARD**  
 HEIGHT **6-2**  
 WEIGHT **219**  
 PRIOR TO NBA **MACCABI TEL-AVIV**

**50** | ZACH  
RANDOLPH

 POSITION **FORWARD**  
 HEIGHT **6-9**  
 WEIGHT **255**  
 PRIOR TO NBA **MICHIGAN STATE/USA**

**2** | JOSH  
SELBY

 POSITION **GUARD**  
 HEIGHT **6-2**  
 WEIGHT **183**  
 PRIOR TO NBA **KANSAS/USA**

**42** | WALTER  
SHARPE

 POSITION **FORWARD**  
 HEIGHT **6-9**  
 WEIGHT **245**  
 PRIOR TO NBA **UAB/USA**

**3** | BRIAN  
SKINNER

 POSITION **FORWARD**  
 HEIGHT **6-9**  
 WEIGHT **255**  
 PRIOR TO NBA **BAYLOR/USA**

**21** | GREIVIS  
VASQUEZ

 POSITION **GUARD**  
 HEIGHT **6-6**  
 WEIGHT **211**  
 PRIOR TO NBA **MARYLAND/VENEZUELA**

**4** | SAM  
YOUNG

 POSITION **FORWARD/GUARD**  
 HEIGHT **6-6**  
 WEIGHT **220**  
 PRIOR TO NBA **PITTSBURGH/USA**

 LIONEL  
HOLLINS

HEAD COACH









## MICHAEL E. HEISLEY, SR.

### Owner

Michael Heisley, chairman emeritus and founder of The Heico Companies, LLC, purchased the Grizzlies on April 11, 2000 from John McCaw after initially coming to an agreement in January of that year. The purchase of the Grizzlies allowed Heisley, a lifelong basketball fan, to achieve his dream.

One of Heisley's first moves to bring a winner to the city of Memphis was hiring NBA legend Jerry West, one of the top basketball executives in the NBA, as the president of basketball operations on April 30, 2002. Less than two years later, the Grizzlies won a franchise-record 50 games in 2003-04 and clinched their first playoff berth in club history. Under West and Heisley's leadership, the Grizzlies made the playoffs three consecutive seasons from 2003-04 to 2005-06, making them one of just nine teams to qualify for the NBA Playoffs in each of those seasons.

Following West's retirement in 2007, Heisley immediately set out once again to re-shape the franchise.

On June 18, 2007, Heisley announced the hiring of Chris Wallace as the team's new general manager and vice president of basketball operations. Wallace joined the Grizzlies after serving the previous 10 seasons as general manager of the Boston Celtics and has long been highly regarded for his extensive knowledge across the basketball spectrum from the high school to professional levels and overseas.

Heisley and Wallace wasted no time improving the roster, making bold moves to acquire 2010 NBA All-Star Zach Randolph, rising star O.J. Mayo and one of the league's best young centers, Marc Gasol. Combined with re-signing Rudy Gay, a key member of the FIBA World Championship gold-medal winning Team USA, and extending Mike Conley, one of the league's bright, young point guards who continued his steady progression this season, Heisley's maneuvers have yielded one of the youngest, up-and-coming teams in the NBA. Under the guidance of head coach Lionel Hollins, the franchise's all-time wins leader who Heisley re-signed to a multi-year extension in the summer of 2010, the Grizzlies posted the league's second-best improvement (16 wins) in 2009-10.

The organization followed up that improvement by going 46-36 in 2010-11, making their much-anticipated return to the NBA Playoffs. During the 2011 postseason the Grizzlies helped Memphis to believe, as their magical 13 game playoff run galvanized the entire city. Memphians saw the team win its first postseason series over the San Antonio Spurs, becoming only the second No. 8 seed to topple a No. 1 seed in a seven-game series in NBA history, before bowing out in a dramatic seven-game series to the Oklahoma City Thunder.

But no matter how good a team is on the court, it must have the backing of fans and the community. Heisley recognizes this, and has made strides to establish the Grizzlies as a leader in community involvement. Heisley has taken the lead on numerous large community initiatives, including spearheading a donation from the Memphis Grizzlies Charitable Foundation to the St. Jude Children's Research Hospital to build the Memphis Grizzlies House, a temporary on-campus residence for the families of St. Jude patients.

The Grizzlies Foundation, led by the Grizzlies' ownership group, has helped donate money to many Memphis-based community initiatives including Memphis Athletic Ministries, the Stax Music Academy and many others. The Grizzlies have raised the bar for charitable giving in professional sports, leading to the Grizzlies Foundation's nomination as one of the Teams of the Year at the Beyond Sports Awards, which is a global organization that promotes, develops and supports the use of sports to create positive social change across the world. The Foundation also earned the coveted 2007 Steven Patterson Sports Philanthropy Award from the Robert Wood Johnson Foundation as the most philanthropic sports team in the United States.

Of course, the biggest project the Grizzlies organization participated in was the construction of FedExForum, a state-of-the-art arena for the Grizzlies. The arena, the largest public works project in the history of the city of Memphis, was completed in September 2004 on time and on budget, and has set a new standard for NBA arenas. Fans flocked to FedExForum in its inaugural season, setting a franchise record with 18 sellouts, more than the first three seasons in Memphis combined.

Heisley's commitment to the community has been a thank you to Memphis for welcoming him and the team with open arms when he decided to relocate the franchise from Vancouver in the summer of 2001. Prior to deciding on Memphis as his destination, Heisley embarked on a cross-country odyssey to find a new home for his Grizzlies. Upon arriving in Memphis, he knew he'd found that home. Buoyed by impressive corporate and community support, Heisley successfully brought the NBA to Memphis.

Away from the court, Heico Acquisitions Inc., a key subsidiary of The Heico Companies, acts as an investment firm, specializing in buying interests in under-performing companies and turning them around. Heico holds interests in approximately 35 businesses worldwide within a diverse set of industries, including manufacturing, construction and industrial services. The 35 businesses owned by Heico and its subsidiaries have over \$2 billion in revenue and employ approximately 7,000 people in varying capacities in the United States and internationally.

Heisley was born in Washington, D.C. and grew up in Alexandria, Va. He holds a BA from Georgetown University, where he served on the Board of Directors, Regents and Visitors for over 20 years. He also serves on the Board of Directors of several portfolio companies, the board of Duke University's Fuqua School of Business and the Heisley Family Foundation. Heisley resides in Jupiter, Fla. with his wife, Agnes. They have five children and 12 grandchildren.



## PITT HYDE

### Limited Partner

Born in Memphis, Pitt Hyde received a bachelor's degree in economics from the University of North Carolina in 1965. Later that year, he joined Malone & Hyde, Inc., the wholesale food company founded by his grandfather in 1907, and initiated and developed Malone & Hyde's specialty retailing division.

Hyde was the first president of Super D Drugs, and in 1968, was elected President of Malone & Hyde. In 1972, he assumed the additional role of chairman, the position he held until 1988 when Malone & Hyde was sold to Fleming Companies. Under Hyde, the company became the nation's

third-largest wholesale food distributor with annual sales of over \$3 billion.

In 1979, he founded Memphis-based retail auto parts chain AutoZone as a division of Malone & Hyde. In 1987, AutoZone was spun off as a freestanding company. He served as chairman and CEO until 1996, when he passed on his CEO title.

Hyde is chairman of GTx Inc., a publicly-held biopharmaceutical company dedicated to the discovery, development and commercialization of therapeutics primarily related to the treatment of serious men's health conditions. In addition, he is the owner and president of Pittco Holdings, Inc., a private, institutional investment company. He also serves on the board of directors for AutoZone and recently retired from his post on the board of directors for FedEx Corporation.

He is married to the former Barbara Rosser, and the couple has five children. He supports numerous Memphis-based cultural, educational and charitable organizations including the National Civil Rights Museum and Memphis Tomorrow.



## BARBARA ROSSER HYDE

### Limited Partner

Barbara Rosser Hyde was awarded a Morehead scholarship to attend the University of North Carolina at Chapel Hill and, following graduation with a Bachelor of Arts degree in English and Religion, she taught secondary school in Kenya. Upon her return to the United States, she served as development officer at UNC for eight years, including four years as executive director of the university's Arts and Sciences Foundation, and as associate dean of the College of Arts and Sciences from 1988 to 1992. Most recently, she was elected to the Board of Trustees at UNC-Chapel Hill where she currently serves as Vice-Chair.

She has made Memphis her home since 1992, serving as president of the J.R. Hyde III Family Foundation and as a director of the J.R. Hyde, Sr. Foundation.

Known for her advocacy and involvement in public education reform, she has led numerous efforts to bring innovative education initiatives to Memphis, most notably KIPP Academy, Teach for America and New Leaders.

She is active in a number of cultural and civic organizations in the city of Memphis. As a founding member of the Shelby Farms Park Conservancy she is leading the master planning efforts to transform Shelby Farms into a world class park for the 21st century. She currently serves as the board chair for Shelby Farms. Barbara's other philanthropic efforts include St. Mary's Episcopal School, Leadership Academy, Ballet Memphis and the Brooks Museum. She is also actively involved in the National Civil Rights Museum. Hyde and her husband have five children.



## FRED JONES, JR.

### Limited Partner

Fred Jones, Jr. is recognized as one of Memphis' premier event organizers, having created some of the most popular traditions in the city. He is the president of SMC Entertainment, a division of Summit Management Corporation. Founded in 1986, SMC is an entertainment production, promotion and event management company.

Jones is the founder of the Southern Heritage Classic presented by FedEx. Since 1990, this annual event of football, music and fun is one of the Memphis metropolitan area's highest-attended events. The football game features Jackson State University and Tennessee State University. He

has also helped bring to Memphis hundreds of concerts, working with artists such as Prince, Usher, Bill Cosby, Ray Charles, Johnnie Taylor, The O'Jays and Tyler Perry from the '70s through today. In addition to a number of national festivals, Jones was a national tour manager for The Isley Brothers and a part of Isaac Hayes' national and international tours during the heyday of "Shaft." He was a leading figure in returning live entertainment to The Orpheum Theatre, helping to ensure its survival as a venue.

His success has brought him numerous awards, and in 2004 he was named one of the "50 Most Influential African-Americans in Tennessee" by Business Tennessee magazine. His recent honors include induction into the Black Business Directory's African-American Hall of Fame and the Beale Street Brass Note Walk of Fame, the Legacy Award from the AME Church, the Memphis Hero Award from The Orpheum Theatre, the Arthur S. Holman Lifetime Achievement Award from the University of Memphis and recognition by the Tennessee Senate and House of Representatives for extraordinary efforts.

Jones, a native Memphian, graduated from Memphis State University in 1971 with a Bachelor of Business Administration degree.



## ELLIOT PERRY

### Limited Partner

On Oct. 8, 2005, Elliot Perry began a new chapter after a long NBA career when he joined the Memphis Grizzlies' ownership group.

A Memphis native and Treadwell High graduate, Perry started every game in his four-year collegiate career with his hometown Memphis State Tigers and led his team to second round appearances in the NCAA Tournament twice. The slashing point guard averaged 17.5 points, 4.3 assists and 3.5 rebounds for the Tigers and also received his degree in marketing before being selected in the second round (37th

overall) of the 1991 NBA Draft by the Los Angeles Clippers.

A 10-year NBA veteran with seven teams, Perry averaged 6.3 points and 3.1 assists in 547 career games, including a two-game stint with the Memphis Grizzlies in his final NBA season (2001-02). Perry, who became known as "Socks" because of his trademark knee-high socks, enjoyed a breakout season in 1994-95 when he was the runner-up for the NBA's Most Improved Player Award after averaging 9.7 points, 4.8 assists and 1.90 steals per game as a member of the Phoenix Suns.

In addition to his ownership responsibilities with the Grizzlies, Perry has been a member of the club's radio broadcast team and will enter his fourth season as a color analyst alongside Grizzlies radio play-by-play man Eric Hasseltine.

Perry, a 2009 inductee in the Tennessee Sports Hall of Fame, is committed to making a difference in his community. He founded the SOCKS (Supporting Our Community and KidS) Banquet to provide financial support to those organizations that are making a difference in the Memphis area as it relates to kids and is an active mentor in the Boys & Girls Club of Greater Memphis.



## STALEY CATES

### Limited Partner

Staley Cates is president of Southeastern Asset Management, based in Memphis. Southeastern manages equities for endowment, foundation and pension accounts and is the advisor to the Longleaf Partners mutual fund family.

Born and raised in Memphis, Cates attended the University of Texas in Austin and earned a bachelor's of business administration. He is a Chartered Financial Analyst and has been with Southeastern since 1986.

Cates and his wife, Elizabeth, have two children. He is the Co-Founder of New Hope Christian Academy and the Board President of the Memphis Grizzlies Charitable Foundation. In addition, he serves on the Boards of the Urban Youth Initiative, Soulsville and Memphis Athletic Ministries.



## ANDY CATES

### Limited Partner

Andy Cates is the president of RVC USA Management, LLC, the General Partner of RVC USA, LP. Cates began his real estate career in Dallas, Tex., where he worked for Crow Family Holdings, the Trammell Crow Family's ownership and asset management vehicle also based in Dallas. In 1996, Cates left Crow and was a founding partner in Dallas-based Viceroy Investments, LLC, a commercial real estate acquisition and asset management company.

In 1999, Cates relocated to his hometown of Memphis, Tenn. to develop the \$20 million Soulsville Revitalization Project as its Project Developer and to serve as its Board Chairman. One of the largest inner city revitalization projects in the country, it includes the Stax Museum of American Soul Music, The Stax Music Academy and the Soulsville Charter School. In 2000, he helped initiate the pursuit and relocation of the Memphis Grizzlies NBA basketball franchise of which he is currently a limited partner.

Cates earned a Bachelor of Business Administration at the University of Texas at Austin, where he was inducted into the Order of Omega National Honor Society and the Omicron Delta Kappa Leadership Society. He is a Board Member of The Soulsville Foundation, Soulsville Charter School, Lambda Alpha International (Honorary Society for the Advancement of Land Economics), Myelin Repair Foundation and Grizzlies Foundation. In 2009, he was appointed to the Pioneer Natural Resources (NYSE: PXD) Board of Directors.







## GENE BARTOW

### President, Hoops LP

Gene Bartow, a legendary college basketball coach and Southern native, enters his 11th season with the Grizzlies and fourth in his current role as president of Hoops LP, which operates the Grizzlies and FedExForum.

In addition to his role as president, Bartow serves as an advisor on basketball and team-related matters such as scouting college and professional basketball talent, acting as an ambassador in the community and selling season tickets and sponsorships.

With 34 years of coaching experience spanning four decades, Bartow has amassed 647 collegiate wins over his career with six universities: the University of Alabama at Birmingham (1977-96), the University of California at Los Angeles (1975-77), the University of Illinois (1974-75), Memphis State University (1970-74), Valparaiso University (1964-70) and Central Missouri State University (1961-64).

Bartow was one of eight inductees who were enshrined in the National Collegiate Basketball Hall of Fame in November 2009, joining fellow basketball legends Larry Bird, Magic Johnson, Travis Grant, Walter Byers, Jud Heathcote and Wayman Tisdale.

During his four seasons at Memphis State, Bartow earned Missouri Valley Coach of the Year honors in 1972 and was named National Coach of the Year in 1973. With forward Larry Finch setting nine school records in the chase, Bartow's Tigers reached the national championship game in 1973, where they fell to the Bill Walton-led UCLA Bruins.

After coaching opposite John Wooden in the title game, Bartow spent one season at Illinois before succeeding the legendary coach on the UCLA sidelines in 1975, guiding the Bruins to a 52-9 in two season record and a berth in the 1976 Final Four.

In 1977, he accepted the challenge of initiating the athletics department at UAB. Fittingly, men's basketball was the first sports program on campus, and Bartow manned the Blazers' sidelines for 18 seasons as head coach while maintaining duties as athletic director for 24 years. In the program's second season of existence, Bartow led the Blazers to an NIT appearance and followed up with seven consecutive trips to the NCAA Tournament.

Bartow turned over the coaching role at UAB to his son Murry in 1996 but remained the school's athletic director until 2000. UAB Arena, home to the Blazers' men's and women's basketball teams, was renamed Bartow Arena in 1997. The Blazers have won over 80 percent of their home games in the venue's existence (264-57, .822).

Gene and his wife, Ruth, have three children and seven grandchildren.



## CHRIS WALLACE

### General Manager/Vice President, Basketball Operations

Grizzlies General Manager and Vice President of Basketball Operations Chris Wallace outlined his goal for the Memphis Grizzlies on his first day on the job on June 18, 2007:

"I'm here to build a championship team. I want to see a parade one day down Beale Street. This city deserves it."

With that statement marking a new chapter in team history, Wallace made a significant step toward that goal in celebrating with thousands of towel-waving Memphians outside FedExForum following the Grizzlies' series-clinching Game 6 victory over the top-seeded San Antonio Spurs in the first round of the 2011 NBA Playoffs.

The Grizzlies would go on to earn their first seven postseason wins, including a 5-1 home record in front of six consecutive sell-out crowds at FedExForum, during a 13-game playoff run that ended in a thrilling, seven-game Western Conference Semifinals series with the Oklahoma City Thunder. For the city of Memphis and its fans, it was their first taste of NBA Playoff success. For Wallace and Grizzlies Majority Owner Michael Heisley, it was the culmination of plan to reshape the culture of the organization.

During his tenure, Wallace has assembled one of the league's most cohesive and tenacious units, including 2011 Third Team All-NBA forward Zach Randolph, versatile high-flyer Rudy Gay, multi-faceted big man Marc Gasol, ascending floor general Mike Conley and 2011 All-Defensive Second Team member Tony Allen. With each of those players choosing to sign long-term contracts and contract extensions with the Grizzlies, Wallace has established a core for current and future success for the franchise.

Well-traveled and well-connected, Wallace came to the Grizzlies as one of the most respected executives in the league, having served under six NBA franchises since 1986. Wallace has worked with five former NBA Executive of the Year winners, including Red Auerbach, Danny Ainge, Bucky Buckwalter, Geoff Petrie and Jerry West. In addition, he has worked alongside Basketball Hall of Fame members Billy Cunningham and Pat Riley. He spent the previous 10 seasons as the general manager of the Boston Celtics. In his role with the Celtics, Wallace had a hand in all basketball-related decisions, including free agent signings, trades and draft preparations.

Prior to becoming the Celtics' general manager, Wallace was director of player personnel for the Miami Heat. The Heat won a franchise-record 61 games in 1996-97 and Wallace is credited with discovering many of the Heat's players. His responsibilities included college and international scouting and searching for potential talent in the CBA as well as the NBA. Wallace was promoted to that position after four years as a scout for the Heat.

Before joining the Heat, Wallace worked in various scouting capacities for the Portland Trail Blazers, Denver Nuggets, Los Angeles Clippers and New York Knicks. He also worked as a draft consultant for the United States Basketball League (USBL). Wallace has also served on the selection committee for the prestigious Nike/ABCD and Converse ABCD national high school camps, evaluating scores of future college and NBA stars.

Wallace, an avid basketball fan before breaking into the NBA, got his start in basketball in 1981 when he founded the award-winning Blue Ribbon College Basketball Yearbook. Sports Illustrated named Wallace as one of the most influential members of the college basketball media in 1991. He has also served as an expert witness in basketball-related litigation and is also a member of the Board of Directors at the Touchdown Club of Memphis.

A native of Buckhannon, West Virginia, Wallace and his wife, Debby, have a son, Truman.

#### CHRIS WALLACE'S NBA CAREER TIMELINE

Year	Team	Role
1986-89	Portland Trail Blazers	Scout
1989-90	Denver Nuggets	Scout
1990-91	Los Angeles Clippers	Scout
1991-92	New York Knicks	Scout
1993-97	Miami Heat	Scout
1996-97	Miami Heat	Director of Player Personnel
1997-07	Boston Celtics	General Manager
2007-Present	Memphis Grizzlies	General Manager/VP of Basketball Operations





## KENNY WILLIAMSON

### Assistant General Manager

A respected and well-connected member of the basketball community with over 30 years of basketball experience, Kenny Williamson enters his fifth season with the Grizzlies as assistant general manager.

Known affectionately in basketball circles as "Eggman," Williamson came to the Grizzlies from the Charlotte Bobcats, where he spent three seasons leading the club's scouting of college and high school prospects while assisting with the team's international scouting efforts.

Williamson worked six seasons (1997-03) as a scout for the New York Knicks before joining the Bobcats and aiding the team's preparations for the 2004 Expansion Draft and NBA Draft. Prior to the Knicks, he spent 21 years as an assistant coach in the collegiate ranks, including stints with legends such as Lou Carnesecca, Denny Crum and Jim Valvano. Williamson served as an assistant coach at St. John's, Seton Hall, Columbia and Louisville and was associate head coach at Iona and Florida State under Pat Kennedy. During his college coaching tenure, he worked with numerous future NBA players, including Sam Cassell, Doug Edwards, Pervis Ellison, Adrian Griffin, George Johnson, Jeff Ruland, Felton Spencer, Bob Sura, Irving Thomas and Charlie Ward.

A native of Harlem, N.Y., he is a well-known fixture at historic Rucker Park in Harlem and was featured in the television basketball documentary "Hallowed Ground," as well as an NBA-produced film on the Entertainers Basketball Classic at Rucker Park.

The graduate of City College of New York is the father of five children and grandfather of four.



## TONY BARONE, SR.

### Director, Player Personnel

Tony Barone, Sr. enters his 12th season with the Grizzlies as the team's director of player personnel. Among his many accolades, he is credited with scouting the talents of Spain's Pau Gasol, the 2001-02 NBA Rookie of the Year.

Barone also spent the final 52 games of the 2006-07 season as the team's interim head coach, beginning on Dec. 28, 2006. It marked his first head coaching job in the NBA, leading the Grizzlies to several offensive franchise records during this stint. Barone also spent two seasons as an assistant coach under former head coach and two-time NBA Coach of the Year Hubie Brown.

After two years as a Big 12 color commentator with ESPN Regional, Barone joined the Grizzlies in 2000, the team's final season in Vancouver. He served as the head coach at Texas A&M from 1991-98 and was selected as the Southwestern Conference Coach of the Year in 1994 as the Aggies earned a bid in the National Invitation Tournament (NIT). Prior to working at Texas A&M, he was the head coach at Creighton from 1985-91 and was named Missouri Valley Conference Coach of the Year on two separate occasions. Creighton appeared in two NCAA Tournaments and one NIT during his tenure.

After a four-year college career at Duke, the Chicago native began his coaching career in the Illinois high school ranks. He has over 37 years of playing and coaching experience including assistant coaching positions with Duke (1972-74) and Bradley (1978-85). Barone also coached 10 years at Gordon Tech High School, Mt. Carmel High School and St. Rita's High School in Chicago.

An academic All-American who earned three letters at Duke, Barone earned a degree in English and was elected team captain as a senior with the Blue Devils. He is also a member of the Chicago Catholic League Hall of Fame and in 2007 was selected as a member of the Chicagoland Hall of Fame.

Barone and his wife of 44 years, Kathy, have three children: Amy, Tony Jr. and Brian; and five grandchildren: Katie, Christie, Kevin, Carson and Ava. Amy is a special education teacher in Shawnee, Kan., Tony Jr. is director of scouting for the Grizzlies and Brian is an assistant coach at the University of Wisconsin-Green Bay.



## DANA DAVIS

### Vice President, Basketball Operations and Team Programs

Dana Davis enters his 12th season with the Grizzlies, where in his current role he oversees player development programs that promote the personal, professional and social development of NBA players through educational programs, critical support services and one-on-one mentoring. He also serves as the team liaison for the NBA's Steering Committee for Player Development.

Furthermore, Davis is responsible for overseeing the Grizzlies' travel plans, accommodations, schedule and security while the team is on the road. His duties include organizing the team and players' schedules, ensuring they are on time for all their games, practices, shootarounds, flights and buses and scheduling the main court and practice court at FedExForum for visiting teams.

A member of the National Civil Rights Museum Board of Directors since July 2011, Davis' background in sports and entertainment brings a unique perspective to the Museum. Before joining the Grizzlies, Davis worked 11 years in the music industry, managing such artists as Bootsy Collins.

Serving in the past on numerous inner-city Boards in his native Peoria, Ill., where he was elected to the African-American Hall of Fame Museum in 2007, Davis co-founded the "Mitchell 'JJ' Anderson Camp with Grizzlies assistant coach Mitchell Anderson in 1997.

Davis has also worked under head coach Wayne McClain on the basketball staff at his old high school in Peoria. He graduated from Bradley University in 1978 with a bachelor's degree in business management and administration. In his spare time, he enjoys fulfilling his two passions: sports and music.



## MITCHELL ANDERSON

### Director, Pro Personnel

Mitchell Anderson enters his 12th season with the Grizzlies, his fifth as the team's director of pro personnel.

Anderson has served three stints on the Grizzlies' bench as an assistant coach, including this last season during the team's run through the 2011 NBA Playoffs. From December 2004 through the end of the 2006-07 season, he was an assistant under Mike Fratello and continued on the sidelines for Interim Head Coach Tony Barone, Sr. Anderson also spent two seasons (2000-02) as an assistant (under Head Coach Sidney Lowe.

When Hubie Brown was named head coach in 2003, Anderson remained with the organization as a scout for two seasons.

A First-Team All-Missouri Valley Conference selection in all four seasons at Bradley University (1978-82), Anderson is one of seven players to have his uniform number (11) retired by the school. In August 2010, Bradley renamed its practice court the Mitchell "JJ" Anderson Court to honor the Chicago, Ill. native.

Before joining the Grizzlies in 2000, Anderson worked with an Upper Deck tour team as an assistant coach and player. Prior to that, he served as a player/coach in Hamburg, Germany for one season (1998-99). An 11-year international veteran of the European leagues, Anderson's NBA playing experience includes three seasons with the Utah Jazz (1982-85) and the Philadelphia 76ers (1982-83), who selected him in the second round (36th overall) in the 1982 NBA Draft.

Along with Grizzlies Vice President of Basketball Operations and Team Programs Dana Davis, Anderson co-founded the "Mitchell 'JJ' Anderson Camp in 1997.

INTRO

PLAYERS

OWNERSHIP

FRONT OFFICE

MEDIA

COMMUNITY INVESTMENT

HISTORY

PLAYOFFS

REVIEW

OPINIONS

NBA



## **TONY BARONE, JR.**

### **Director, Scouting**

Tony Barone, Jr. enters his ninth season with the Grizzlies overseeing the team's scouting efforts while concentrating on scouting new and prospective talent throughout North America, including junior college, high schools and other professional leagues.

In addition to those duties, Barone travels to Europe to evaluate potential prospects, assists in pre-draft workouts and oversees minor league and college player evaluations and administrative duties.

Barone puts together the roster of the Grizzlies' summer league team, finding unheralded free agents or undrafted players to make an impact.

Serving two seasons as the Grizzlies' scout for the Midwest region, Barone scouted minor league basketball and Midwest colleges. Prior to joining the organization, he served as an assistant coach at the University of Denver from 1997-00.

Barone received his undergraduate degree in journalism from Texas A&M in 1994 and his Master's of Sports Administration from Ohio University. While at Texas A&M, he was a three-year member of the Aggies' men's basketball team.



## **GARY SCHMIDT**

### **Director, Pro Scouting**

Gary Schmidt enters his 17th season with the Grizzlies, originally joining the club in November 1994 prior to the team's inaugural 1995-96 season in Vancouver.

Currently serving as the director of pro scouting, Schmidt has been the team's advance scout since 2001, evaluating NBA talent and aiding the coaching staff in their preparation for upcoming opponents.

Prior to joining the Grizzlies, Schmidt was the basketball operations coordinator for the Continental Basketball Association. He also spent three years with Hoop 1 Video, the official scouting service of the NBA.

Schmidt, who also served as an assistant coach with the Canadian National Men's Basketball Team, earned a business degree from the University of Iowa before obtaining a Master's degree in Sports Administration from Western Illinois University.

In the offseason, the Readlyn, Iowa native enjoys playing golf.





## LIONEL HOLLINS

### Head Coach

Since Lionel Hollins was hired as the 11th head coach in team history on Jan. 25, 2009, he has helped to define the Grizzlies as a team that is distinctly "Memphis" — tough, resilient, gritty and successful.

An original member of the Vancouver Grizzlies as an assistant coach in 1995, Hollins has taken the franchise to new heights in less than three full seasons, guiding Memphis to a 13-game run through the 2011 NBA Playoffs that included a first-round upset over the top-seeded San Antonio Spurs and a dramatic seven-game series with the Oklahoma City Thunder in the Western Conference Semifinals. Hollins and the Grizzlies gave the city of Memphis its first brush with NBA Playoff success by winning the first seven postseason games in team history, including a 5-1

home record in front of six consecutive sell-out crowds at FedExForum.

Already the winningest head coach in franchise history, Hollins has helped to establish a team identity and culture within the organization, transforming what was a young, inexperienced roster into one of the most tenacious and cohesive units in the NBA. Leading the league in steals and forced turnovers last season, the Grizzlies posted winning records in four consecutive calendar months (January-April 2011) for the first time in franchise history.

The Grizzlies have steadily improved since Hollins' hiring, posting a 99-104 record (.488) after going 55-152 (.266) in the two-and-a-half seasons prior. In Hollins' first full season as head coach, the Grizzlies posted a 40-42 record (.488), the second-best improvement in the NBA in 2009-10 (16 wins), while setting a club record for scoring (102.5 points) and establishing the longest home (11, Dec. 18, 2009-Jan. 25, 2010) and road winning streaks (7, Feb. 17-March 10, 2010) in franchise history. Hollins won the Western Conference Coach of the Month Award after leading the Grizzlies to a 9-4 record (.692) in December 2009, the best December record and sixth-highest winning percentage for a single month in team history.

In each of Hollins' first two full seasons as head coach, Memphis has led the league in points in the paint, averaging 51.4 points inside, a number five points higher than any other team over that span. The Grizzlies set a franchise record for field goal percentage last season (.471), surpassing the old mark set just the season before (.469).

The 21-year NBA coaching veteran was an original member of the Vancouver franchise and was a staple on the coaching sidelines for 10 of its first 12 seasons (1995-00, 2002-07). Hollins also served as the club's interim head coach on two separate occasions. Hollins guided Vancouver to an 18-42 finish (.300) in 1999-00, replacing Brian Hill after the team started the season 4-18 (.182), and again took over for four games in 2004-05 following the resignation of Hall of Famer Hubie Brown. Hollins owns an overall coaching record of 117-150 (.438), including two stints as Grizzlies interim head coach.

Prior to joining the Grizzlies, the Arizona State graduate spent seven years with the Phoenix Suns (1988-95) as an assistant coach under Cotton Fitzsimmons and later Paul Westphal. During that time, Phoenix compiled an overall record of 394-180 (.686) and never won fewer than 53 games in a single season. The Suns won a franchise-record 62 games in the 1992-93 season and represented the Western Conference in the 1993 NBA Finals against the Chicago Bulls. Hollins returned to the sidelines in 2008 as an assistant under Milwaukee Bucks Head Coach Scott Skiles.

The Las Vegas native has honed his straightforward approach by serving under three NBA Coaches of the Year, including Brown (1977, 2005), Fitzsimmons (1978, 1989) and Fratello (1986) and was on the coaching staff when Brown and Fitzsimmons were honored with the award a second time. During his 10-year playing career (1975-85) in the NBA, Hollins was led by several notable head coaches, including the NBA's all-time coaching wins leader and Hall of Famer Lenny Wilkens, Hall of Famers Billy Cunningham, Chuck Daly and Jack Ramsay, as well as Bill Fitch and Paul Silas.

Selected sixth overall in the first round of the 1975 NBA Draft by the Portland Trail Blazers, Hollins earned a spot on the 1976 All-Rookie First Team and won an NBA Championship as a starter for the Trail Blazers in 1977. A year later, he was an NBA All-Star while also being named to the NBA's All-Defensive First Team. Hollins averaged 11.6 points, 4.5 assists and 1.56 steals over 673 career games with the Trail Blazers, Philadelphia 76ers, San Diego Clippers, Detroit Pistons and Houston Rockets.

Hollins has been inducted into the Halls of Fame of the NCAA, Arizona State University, Nevada High School Basketball, Southern Nevada Sports and the Pac-10. In addition, he has been named one of the Top 100 athletes of Nevada and one of the top 150 athletes of Arizona. His No. 14 jersey is retired by the Trail Blazers and his No. 33 jersey was raised to the rafters by Arizona State on Feb. 17, 2011.

Hollins, who lives in Memphis, has been extremely active in the community. He serves on the Board of Directors for the Grizzlies Foundation and regularly leads Community Investment programs. In addition, in conjunction with Lionel Hollins Charities, he has established the annual Bowling for Backpacks event, which has raised thousands of dollars to purchase school supplies and uniforms for underprivileged youth since its inception in 2003, and the Role Models Dinner, which includes a fine dining experience and a connection with mentors that volunteer for one year at their school.

#### LIONEL HOLLINS NBA CAREER TIMELINE

Year	Team	Role
1975-80	Portland Trail Blazers	Player
1980-82	Philadelphia 76ers	Player
1982-83	San Diego Clippers	Player
1983-84	Detroit Pistons	Player
1984-85	Houston Rockets	Player
1985-86, 1987-88	Arizona State University	Assistant Coach
1988-95	Phoenix Suns	Assistant Coach
1995-99	Vancouver Grizzlies	Assistant Coach
1999-00	Vancouver Grizzlies	Interim Head Coach
2002-04	Memphis Grizzlies	Assistant Coach
2004	Memphis Grizzlies	Interim Head Coach
2004-07	Memphis Grizzlies	Assistant Coach
2008-09	Milwaukee Bucks	Assistant Coach
2009-present	Memphis Grizzlies	Head Coach

#### LIONEL HOLLINS NBA CAREER COACHING RECORD

Year	Team	Record	Pct.
1999-00	Vancouver Grizzlies	18-42	.300
2004	Memphis Grizzlies	0-4	.000
2008-09	Memphis Grizzlies	13-26	.333
2009-10	Memphis Grizzlies	40-42	.488
2010-11	Memphis Grizzlies	46-36	.561
<b>Overall Total</b>		<b>117-150</b>	<b>.438</b>

#### LIONEL HOLLINS PLAYOFF COACHING CAREER

Year	Team	Record	Pct.
2011	Memphis Grizzlies	7-6	.538
<b>Overall Total</b>		<b>7-6</b>	<b>.538</b>



## DAVID JOERGER

### Assistant Coach

One of the most successful minor league basketball coaches in history, David Joerger enters his fifth season as an assistant on the Grizzlies' bench.

Before earning his first NBA assistant coaching job with the Grizzlies, Joerger gained fame as head coach of the 2007 NBA D-League Champion Dakota Wizards, afterward becoming just the sixth head coach in D-League history to join the NBA coaching ranks.

The Wizards' championship was Joerger's fifth as a head coach. With one International Basketball Association (IBA) title and three in the Continental Basketball Association (CBA), Joerger also owns two CBA Coach of the Year Awards and a head coaching record of 232-117 (.665).

After finishing his playing career at Moorhead State, Joerger got his start as the Dakota Wizards' general manager when they were members of the IBA. He received his first opportunity on the sidelines as an assistant coach during the 1997-98 season. After three years as an assistant, Joerger replaced head coach Duane Ticknor and led the Wizards to their first championship during the 2000-01 season. Prior to the 2001-02 season, the Wizards moved into the CBA where Joerger led the team to another title. Continuing his success, Joerger captured his third title in four years after the Wizards defeated the Idaho Stampede to win the 2004 CBA Championship.

During the summer of 2004, Joerger moved to Sioux Falls to become the head coach of the Skyforce and proceeded to win his fourth CBA Championship, giving him more minor league championships than minor league-turned-NBA head coaches Phil Jackson, George Karl, Eric Musselman and Flip Saunders combined.

An excellent teacher of the game, Joerger had 18 of his players called up to the NBA from 2003-07.

Joerger and his wife, Kara, are the parents of two daughters, Alli, 8, and Kiana, 5.



## HENRY BIBBY

### Assistant Coach

With over 40 years of collegiate and professional basketball experience as both a player and coach, Henry Bibby enters his fourth season on Grizzlies Head Coach Lionel Hollins' staff.

Bibby boasts a unique track record of success, most notably as the only person to win NBA, NCAA and Continental Basketball Association (CBA) Championships, playing for the New York Knicks and UCLA Bruins and coaching the Lancaster Lightning, respectively. He has won six championships overall, both as a player and a coach.

Bibby previously spent two-and-a-half seasons (2005-08) as an assistant coach for the Philadelphia 76ers under Maurice Cheeks. He also notably served as the head coach of the men's basketball team at the University of Southern California, where he was named the 2002 National Association of Basketball Coaches (NABC) District 15 Co-Coach of the Year alongside current Sacramento Kings Head Coach Paul Westphal and was a finalist for the 2002 Naismith Coach of the Year Award. In nine seasons with the Trojans (1996-04), he guided USC to a 131-111 record (.541), including an Elite Eight appearance in the 2001 NCAA Tournament, the program's deepest tournament run since 1979.

Bibby started his coaching career by leading the Lancaster Lightning to the 1982 CBA Championship and winning Coach of the Year honors in his debut season. Overall, Bibby posted a 223-213 regular season record in the CBA with six different teams, including the Lancaster Lightning (1982), the Baltimore Lightning (1986), the Savannah Spirits (1988), the Tulsa Fast Breakers (1989-91), where he won a second CBA title in 1989, and the Oklahoma City Cavalry (1992-94).

Bibby also has had coaching stints with the WNBA's Los Angeles Sparks, Liga Profesional de Baloncesto (Venezuela), the International Basketball Association (IBA), Baloncesto Superior Nacional (Puerto Rico), and the United States Basketball League (USBL), where he was named 1986 Coach of the Year.

As a player, Bibby averaged 8.6 points, 2.3 rebounds and 3.4 assists in 675 career games over nine seasons (1972-81) with the New York Knicks, New Orleans Jazz, the 76ers and the San Diego Clippers. Bibby won an NBA championship with the Knicks as a rookie in 1973 on a team that featured eight future Hall-of-Famers, including Bill Bradley, Dave DeBusschere, Walt Frazier, Red Holzman, Phil Jackson, Jerry Lucas, Earl Monroe and Willis Reed. As a member of the 76ers, Bibby reached the NBA Finals again in 1977 and, teaming with Hollins, in 1980.

The Franklinton, N.C. native played three seasons (1969-72) at UCLA where, under head coach John Wooden, he was the starting point guard on three NCAA title teams, earning consensus All-American honors as a senior while serving as the team's captain. The Bruins lost just three games total in Bibby's three collegiate seasons and finished a perfect 30-0 in capturing the 1972 NCAA Championship.

Bibby is the father of former Vancouver Grizzlies guard Mike Bibby, currently with the New York Knicks.



## BARRY HECKER

### Assistant Coach

Barry Hecker enters his fourth season on Lionel Hollins' staff with nearly 40 years of basketball experience in the professional, collegiate and high school ranks.

Along with his work in the CBA, Hecker spent 16 seasons (1986-98, 2001-05) with the Los Angeles Clippers. First serving with the Clippers as the team's director of scouting (1986-94), Los Angeles made postseason appearances in back-to-back seasons (1992, 1993), the club's first trips to the NBA playoffs since the 1975-76 season as the Buffalo Braves.

Hecker then moved to the Clippers bench for four seasons (1994-98) as an assistant under head coach Bill Fitch, helping Los Angeles back to the playoffs in 1997, and would later spend four years (2001-05) as the club's director of player personnel/assistant coach.

Before joining the Clippers, Hecker spent two seasons (1984-86) as the player personnel director for the Cleveland Cavaliers, helping assemble a core of players including Mark Price, Brad Daugherty, Ron Harper and Johnny "Hot Rod" Williams, that would turn the Cavaliers into a perennial Eastern Conference power in the late-1980s and early-1990s.

Prior to joining the Grizzlies on Jan. 27, 2009, Hecker served as an assistant coach with the Jiangsu Nangang Dragons, winning the first round of the 2008 China Basketball Association (CBA) playoffs.

Hecker's basketball executive experience also includes two seasons (1999-01) as the interim head coach, assistant coach and player personnel director for the Las Vegas Bandits of the International Basketball League (IBL), where he assisted Hollins in the 2000-01 season.

A popular and frequent speaker on the basketball clinic circuit, Hecker has been the director of numerous camps, including those run by Hall of Famer Adrian Dantley, Tyrone "Muggsy" Bogues, Xavier McDaniel, Andrei Kirilenko and Wesley Matthews. Internationally, Hecker has been invited as a guest speaker at clinics in China, Italy, Turkey and Puerto Rico. This past summer, he directed the Sports and Education for Economic Development in Senegal (SEEDS) Academy Camp and Clinic for coaches in Dakar, Senegal.

The Washington, D.C. native received his bachelor's degree from Frostburg State where he played basketball and baseball. He earned his master's degree in education from George Washington University and was a Ph.D. candidate at Florida State. Hecker's head coaching credits also include B.S. Leiden of the Dutch Professional League (1975) and Westminster College in Salt Lake City, Utah (1976-78).

Hecker and his wife, Terri, have three children: Monica, 25, Derick, 23, and Michela, 21.



## BOB THORNTON

### Assistant Coach

Bob Thornton brings nearly 30 years of basketball experience as a player, scout and coach to the Grizzlies as he enters his first season in Memphis as an assistant coach. Thornton comes to Memphis after spending the past four seasons (2007-11) as an advance scout for the Oklahoma City Thunder.

Thornton also has served as an assistant coach for the Chicago Bulls (2002-04) and Minnesota Timberwolves (2005-07) and has head coaching experience with the NBA Development League's Huntsville Flight (2001-02) and the Continental Basketball Association's (CBA) Quad City Thunder (2000-01).

Drafted by the New York Knicks in the fourth round (87th overall) of the 1984 NBA Draft, Thornton played 11 professional seasons, including eight in the NBA (1985-92, 1995-96) for the Knicks, Philadelphia 76ers, Timberwolves, Utah Jazz and Washington Bullets. Thornton finished his playing days with NBA career averages of 3.0 points and 2.5 rebounds in 283 games.

The Los Angeles native attended the University of California-Irvine, where he earned his bachelor's degree in 1984. He is married to his wife Kim.



## LLOYD PIERCE

### Player Development Coach

With 15 years of professional and collegiate and professional basketball experience, Pierce joins the Grizzlies organization after spending last season as an assistant coach for the Golden State Warriors.

Prior to his stint with Golden State, Pierce served as player development coordinator for three seasons with the Cleveland Cavaliers (2007-10).

Pierce played four seasons internationally in Mexico, Australia and Germany before returning to his alma mater, Santa Clara University, where he joined the team's staff as an assistant under head

coach Dick Davey.

The San Jose native played four seasons at Santa Clara, teaming with two-time NBA MVP Steve Nash to guide the Broncos to two NCAA Tournament berths before graduating with a degree in business management.



## DREW GRAHAM

### Head Athletic Trainer

Drew Graham enters his 12th NBA season, his sixth as the head athletic trainer for the Memphis Grizzlies. Graham oversees the prevention and rehabilitation of all athletic injuries and works closely with the team's doctors.

Graham joined the Grizzlies in 2006 after serving the previous six seasons as an assistant athletic trainer/strength and conditioning coach with the New Jersey Nets (2000-06). In addition to his athletic training duties with the Nets, he also assisted with off-season workouts and conditioning as well as in-season physicals, rehabilitation and the nutritional needs of players.

Prior to joining the NBA, Graham served three years (1997-00) as the director of athletic training at Disney's Wide World of Sports Complex, working with USA Basketball, National Football League camps and a variety of other sports. He began his professional career in 1994 as an athletic trainer for the NFL's Cincinnati Bengals following four seasons at The Ohio State University, where he served as an athletic trainer for men's hockey (1994-95), football (1993-94) and baseball (1992-94).

Graham earned his Bachelor of Science degree in Secondary Health Education with an emphasis in Athletic Training from Ohio State in 1996 and his Master of Science degree in Human Movement from the Arizona School of Health Sciences-A.T. Still University in 2009. He is a Certified Athletic Trainer, Strength and Conditioning Specialist, Performance Enhancement Specialist and Corrective Exercise Specialist.

Graham and his wife, Susan, have two sons, Andrew and Nicholas.





## KELLY LAMBERT

### Strength and Conditioning Coach

Kelly Lambert enters his second season with the Grizzlies after joining the team during the 2010 preseason. As the strength and conditioning coach, Lambert supervises the off-court conditioning of players in an effort to enhance their performance through exercises in flexibility, strength, speed and power.

Prior to joining the Grizzlies, Lambert occupied several roles with the University of Arkansas over the past decade, serving as the school's second full-time strength and conditioning coach from 2003-10. He assisted with the Razorbacks football team until January 2008 and also worked with golf, baseball, tennis and track. Under his tutelage, student-athletes at the university broke 15 of 20 all-time school records in lifting, agility and explosiveness tests. Lambert served as the program's graduate assistant from 2001-03 after beginning his career as a volunteer in 2000.

In nine years at Arkansas, Lambert trained a number of athletes at the collegiate and professional levels, including five-time NBA All-Star Joe Johnson of the Atlanta Hawks, Oakland Raiders running back and two-time Heisman Trophy runner-up Darren McFadden, Dallas Cowboys running back Felix Jones, Chicago Bulls swingman Ronnie Brewer and former NBA guard Sonny Weems.

Lambert has also trained United States Olympic sprinters Tyson Gay and Wallace Spearmon, both of whom captured gold medals at the 2007 Osaka World Championships, and Jamaica's Veronica Campbell-Brown, a three-time Olympic gold medalist and the reigning Olympic 200-meter champion.

The Hampton/Little Rock, Arkansas native earned a bachelor's degree in kinesiology with an emphasis in athletic training at Central Arkansas before earning his master's degree in sports management from Arkansas in 2003.



## JIM SCHOLLER

### Assistant Athletic Trainer/Assistant Strength and Conditioning Coach

Jim Scholler enters his fourth season as the Grizzlies assistant athletic trainer and assistant strength and conditioning coach.

Before joining the Grizzlies, Scholler spent nine of the previous 10 years as an athletic trainer for the University of North Florida, including the final four as the head athletic trainer, where he oversaw administration and supervision of all athletic training services provided to UNF student-athletes.

Scholler provided care for baseball and men's soccer as a UNF graduate assistant from 1998-01 before covering men's basketball, volleyball, men's and women's tennis, cheerleading and dance teams as assistant athletic trainer from 2001-03.

The athletic trainer for the Greek National Baseball team which competed in the European Baseball Championships in 2003 and 2005, Scholler also spent one season (2003-04) as the assistant athletic trainer at Notre Dame, where he oversaw the health care of the men's and women's cross country and men's lacrosse tennis.

The Grand Haven, Mich. native is a Certified Athletic Trainer, Licensed Athletic Trainer in the State of Tennessee, a Performance Enhancement Specialist and Correct Exercise Specialist.

Scholler earned his bachelor's degree in movement science from the University of Michigan in 1998 and his master's degree in healthcare administration from UNF in 2001. He is married to wife Jennifer.



## CHANTAL HASSARD

### Director, Team Services

Hassard will begin her 17th season in the Grizzlies organization, with the 2011-12 campaign marking her seventh as director of team services. An original member of the Grizzlies basketball operations department during the franchise's inaugural season in 1995, Hassard moved with the club to Memphis and has worked closely with each head coach in the organization's history.

In her current role, Hassard is responsible for managing the services and programs provided to coaches, players and their families. She also ensures team-related activities are arranged and works directly with the head coach and assistant coaches to organize and maintain schedules as it pertains to on and off the court community driven initiatives. Prior to moving to Memphis with the team, Hassard began her career in sports in 1993 as the team operations assistant for the Vancouver Canucks.

Along with Angie Hollins and Debby Wallace, Hassard also helped to create the Lady Bears, which is a charitable group of the Memphis Grizzlies whose members are comprised of the women who play a significant role in the lives of Grizzlies players, coaches and basketball operations staff.

Hassard also commits her time to Volunteer Mid-South and the Mid-South Greyhound Adoption Option, along with the National Marrow Donor Program.



Julie Dawson  
Executive Assistant,  
Basketball Operations



Vince Ford  
Assistant Equipment Manager



Jason March  
Assistant Video Coordinator



Charles Sweeney  
Equipment Manager



Kevin Yeiser  
Information Assistant



## GREG CAMPBELL

### President, Business Operations

Entering his eighth season with the Memphis Grizzlies and his fourth as the President of Business Operations, Greg Campbell oversees all aspects of the Grizzlies' business operations, including arena operations, broadcasting, community investment, corporate partnership, finance, human resources, marketing and ticket sales and service.

With an extensive financial background, Campbell also actively works with Grizzlies General Manager and Vice President of Basketball Operations Chris Wallace on players' contracts, salary cap calculation, player acquisition and player insurance.

Before being promoted to his current role on May 15, 2008, Campbell spent four years as the team's senior vice president of finance, where he was responsible for the overall financial reporting of the organization and the corporate planning process to the ownership group.

Campbell's 23 years of experience in the sports industry (10 in the NBA) span a wide range of duties and professional leagues including the National Hockey League (NHL), Arena Football League (AFL), Canadian Football League (CFL) and XFL (WWE). Notably, he served as the controller for the Los Angeles Clippers from 1989-91 and as director of special projects and new arena development during the 1994-95 season, where he was instrumental in the negotiation of leases for the LA Sports Arena.

Campbell's résumé includes stops with the NHL's Los Angeles Kings (1989-90), the CFL's Toronto Argonauts (1991-94) and the AFL's Los Angeles Avengers (2001-04), dealing with Anschutz Entertainment Group (AEG) and STAPLES Center on a day-to-day basis regarding all finance and team operations. He has also served as the vice president of administration and chief financial officer for Champion Air (1995-98) as well as director of finance for the XFL Champion Los Angeles Xtreme (2000-01).

Campbell will continue to ensure that the Grizzlies organization is committed to building strong bonds in the Mid-South community. During his tenure with the Grizzlies, Campbell has helped to establish and foster significant relationships with Memphis Athletic Ministries, St. Jude Children's Research Hospital, Memphis Boys and Girls Club, Bridges, Stax and Soulsville, USA.

On the business side, Campbell has negotiated venue deals with concert and entertainment leaders AEG Facilities and Live Nation to help secure relationships to bring exciting performers and events to Memphis. He was also integral in the implementation of the renowned Grizzlies' MVP Season Ticket program, which offers special rewards and benefits to Season Ticket Holders. Last spring, Campbell played an instrumental role in helping to develop the Believe Memphis campaign during the 2011 NBA Playoffs that helped to rally the city of Memphis around the team's historic 13-game postseason run.

The Sarnia, Ontario, Canada native graduated from Laurentian University in Sudbury, Ontario in 1984 with a bachelor's of commerce degree specialized in sports administration. Campbell has served on the Board of Directors for the Memphis Food Bank since 2007, the Greater Memphis Chamber since 2008 and the Memphis Visitor's and Conventions Bureau since 2011.



## MIKE HUMES

### Chief Revenue Officer for Hoops LP

Entering his second season as Chief Revenue Officer with the Memphis Grizzlies, Mike Humes joined the club during the middle of the 2010-11 campaign bringing with him over 20 years of experience in the professional sport industry.

With a background that includes time spent in the NBA, NHL, WNBA, K2 Sports and the AHL, Humes has worked to develop new inventory and platforms to increase both ticket and sponsorship sales.

Prior to joining the Grizzlies, Humes served as the Chief Operating Officer for the Chicago Fire of Major League Soccer, helping the team establish new high water marks in ticket sales and overall revenue and also spent time at K2 Sports as Vice President of Global Marketing, where he helped drive annual revenue of over \$300 million for the company's 16 outdoor sports brands in over 60 countries.

Humes' experience also includes time spent in business leadership positions with the Seattle Supersonics, the WNBA's Washington Mystics and Seattle Storm and the NHL's Washington Capitals, Columbus Blue Jackets, the NHL league office and the NHL's AAA development league, the American Hockey League.

Mike is native of Fredericton, New Brunswick, Canada where he attended St. Thomas University earning a Bachelor's Degree in Economics and Business then going on to earn a Masters in Sport Administration in Montreal at Concordia University. He is a member of the National Development Council at the Clark School for the Deaf in Northampton, Mass., sits as a Board Member for the Hockey Canada Foundation and recently became an Executive Advisory Board Member at the Folgelman College of Business and Economics at the University of Memphis. He and his wife, Jane, are the parents of two children, daughter Allie and son Scott.



## **RANDY STEPHENS**

### **Senior Vice President, Broadcast**

Randy Stephens is entering his 17th season with the Grizzlies organization, having joined the expansion Vancouver Grizzlies back in 1995 as producer of the team's television broadcasts.

Stephens is responsible for negotiating the Grizzlies' broadcast partnerships for both television and radio, as well as developing new streams of broadcast-related revenue. He also oversees audio and video production for broadcast, in-arena and the internet, while continuing to work hands-on as producer of Grizzlies telecasts.

Before joining the Grizzlies, Stephens spent seven years at a television station in Vancouver, where he worked as a sportswriter, producer and reporter. He has also produced broadcasts for NHL hockey, track and field and lacrosse.

Stephens graduated from the broadcast journalism program at the British Columbia Institute of Technology. He and his wife, Tracey, live in Collierville with their three sons, Mitch, Brett and Aaron.



## **MICHAEL BEHRMAN**

### **Vice President, Finance**

Michael Behrman enters his second season with the Grizzlies after joining the club during the 2010-11 campaign as the team's vice president of finance. Behrman oversees the activities of the finance department and is responsible for ensuring that the accounting policies of represent industry best practices.

Behrman made his mark in NBA financial operations when, as the Executive Vice President and Chief Financial Officer of Bobcats Sports and Entertainment, he helped procure the 20-year, \$100 million arena naming rights agreement, along with the 10-year, \$125 million television contract for the

Bobcats with Fox Sports Networks.

In addition to his time in the NBA, Behrman has over 23 years of experience in finance, strategic planning and the capital markets, including time spent at the Western Union Financial Group, Disney Company's Wide World of Sports, Merrill Lynch and Goldman Sachs.

A former All-Ivy League tight end at Princeton, Behrman is the treasurer on the board of directors for the North Carolina Chartered Financial Analyst Society and serves on the executive advisory committee of the William E. Simon Graduate School of Business at the University of Rochester.



## **CHAD BOLEN**

### **Vice President, Corporate Partnership**

A 22-year veteran of the sports industry, Chad Bolen oversees corporate sales and sponsorship initiatives, including broadcast and internet advertising sales for the Grizzlies and FedExForum. Entering his 11th season with the Grizzlies, Bolen develops marketing programs that incorporate Grizzlies television, radio, arena signage, print media and customized promotions for local, regional and national companies.

A graduate of West Virginia University, Bolen began his career in Double-A baseball selling outfield billboards, program advertising and group tickets. He progressed through the minor leagues to become sports marketing director for the NFL's Baltimore Ravens Radio Network in 1996.

Prior to his 2001 arrival in Memphis, he served as director of team and venue services for SFX Sports Group, representing teams and venues in their efforts to attract corporate sponsors and venue naming rights partners.

Bolen and his wife, Tammy, have two children, Sydney and Jimmy. The Bolens are founders of Mid-South Adaptive Sports and Recreation, a non-profit organization serving the needs of physically challenged children.





## MIKE GARRISON

### Vice President, Information Technology

As vice president of information technology, Mike Garrison is responsible for all data and voice communication systems including Internet, e-mail and fax services.

Now entering his 10th year with the Grizzlies, Garrison was instrumental in making FedExForum the first Internet Protocol (IP) Telephony arena in the NBA and has made wireless Internet technology accessible throughout FedExForum, including during Grizzlies home games.

Prior to joining the team following its move from Vancouver in 2001, Garrison served as a senior network analyst for the headquarters of AutoZone (1998-01) and spent 22 years with Procter & Gamble (1976-98), eventually holding a position as network analyst.

Garrison is a native of Perry, Fla. outside Tallahassee.



## ERIC GRANGER

### Vice President, Arena Operations and Entertainment

Eric Granger enters his second year as vice president of arena operations for Hoops LP where he supervises and directs the event booking, facility operations, guest services and facility contractors at FedExForum. Granger also serves as a liaison with key client contacts and community leaders.

Over a 15-year career with SMG, Granger has gained experience in event production, ticketing, arena marketing and guest services. Before joining the Grizzlies, he spent five years as general manager of the Nationwide Arena in Columbus, Ohio, home to the National Hockey League's Columbus Blue Jackets.

Granger returned to Memphis in 2010 after previously serving as director of event services for the Pyramid Arena and Memphis Cook Convention Center from 2001-05. During that time, Granger facilitated the opening of the Cannon Center for the Performing Arts and also planned and coordinated the 2002 Mike Tyson-Lennox Lewis Heavyweight Championship bout.

Prior to his first stint in Memphis, Granger helped oversee the opening of the Nationwide Arena in 2000. He has also worked for the Greater Columbus Convention Center in Columbus, Ohio and for the Mobile Civic Center, Civic Center Theatre and the Mobile Convention Center in Mobile, Alabama.

Active with multiple community committees and organizations, Granger is a member of the International Association of Assembly Managers (IAAM) and the International Entertainment Buyers Association (IEBA).

A native of Mobile, Granger holds a bachelor's degree in political science from the University of South Alabama.



## DENNIS O'CONNOR

### Vice President, Ticket Sales and Service

Dennis O'Connor is entering his 11th season with the Grizzlies. He is responsible for overseeing the day-to-day operations of the ticket sales and service department including all season, power pack, group, suite and premium tickets.

Originally from Connecticut, O'Connor began his career in sports selling minor league hockey tickets in Richmond, Va. in 1993. From there, he went to minor league baseball as group sales manager and then director of ticket operations for the Rancho Cucamonga Quakes in the California League. Prior to

joining the Grizzlies, he was vice president of ticket sales and marketing for the Utah Grizzlies of the American Hockey League (AHL).

A graduate of the University of Richmond with an undergraduate degree in Economics and a Masters in Sports Management, O'Connor resides in Cordova with his wife Erin, step-daughter Madison and daughter Kylie.



## GARTH WEBSTER

### Vice President, Ticket Operations

Garth Webster begins his 11th season with the Grizzlies and is responsible for the operational end of the ticket sales and service department.

Prior to joining the Grizzlies in July 2001, Webster spent four years with SMG and LMI, the private management companies who operated The Pyramid, where he was employed as The Pyramid box office manager. Webster served as venue manager for the Atlanta Committee for the

Olympic Games from 1994-96, overseeing all operational functions at Miami's Orange Bowl, satellite site for Olympic football.

Prior to his Olympic employment, Webster oversaw all ticket operations for the Lipton Championships (NASDAQ 100 Open) in Key Biscayne, Fla. from 1989-94. Webster was also employed as a consultant by the Sydney Olympic Organizing Committee where he managed ticket operations at Darling Harbour, site of the 2000 Olympic boxing, weightlifting, fencing, judo and wrestling.

Born and raised in Miami, Fla., Webster and his wife Yvette have three children, Emily, Sarah and Garth III. He is a graduate of St. Thomas University in Miami.

## GRIZZ



Now in his 17th season, Grizz, the mascot of the Memphis Grizzlies, has remained a furry fan favorite among members of Grizz Nation, so much so that he was named the 2011 NBA Mascot of the Year as voted by his peers. Born in Vancouver, Canada in 1995, Grizz can always be relied upon to electrify audiences with dramatic dunks and signature shenanigans.

In celebration of the Grizzlies' historic 10th Season in Memphis, Grizz re-introduced his equally popular alter-ego Super Grizz as a nod to the organization's first seasons in the Bluff City. Donning an updated mask and cape, Super Grizz encouraged fans to Believe as the team earned its first postseason berth since 2006 and advanced to the Western Conference Semifinals in thrilling fashion.

Memphis has proven to be the perfect natural habitat for Grizz, who often stars in schools throughout the Mid-South as part of a variety of community initiatives. When not rallying fans at FedExForum or making appearances around town, Grizz is often found at St. Jude encouraging children in their battle against cancer, an issue near to Grizz's heart after his own defeat of the disease in 2008. If you would like Grizz to make an appearance at your special event please contact us at 901.205.1416 or visit [grizzlies.com](http://grizzlies.com).

## GRIZZ GIRLS



The Grizzlies players aren't the only athletes on the court at FedExForum. With their fast-paced dance moves and exciting routines, the Grizz Girls rock FedExForum at every home game. Throughout the season, these dancers entertain arena audiences with high-energy dance routines that keep the crowd excited during timeouts, between quarters and selected halftime intermissions.

Away from the arena, the Grizz Girls add a special touch to the Grizzlies community and around the world. This past fall, the Grizz Girls went international for the first time, spreading the excitement of the NBA to Hong Kong as part of NBA Madness 2011. With their infectious personalities and athletic ability, the Grizz Girls also share their love of dance throughout the

community with their dance clinics for kids and their weekly adult dance classes.

From the Blues to Rock to Hip Hop, the Grizz Girls dazzle crowds with exciting routines to a variety of music. Under the direction of choreographer Tamara Moore, they continue to keep fans guessing what they will tackle next. To have the Grizz Girls at your upcoming event or party or more information on clinics and classes, call 901.205.1411 or visit [grizzlies.com](http://grizzlies.com) for more information.





## Welcome

The Memphis Grizzlies would like to welcome you to the 2011-12 season. Coming off the most successful season in franchise history, the team would like to thank the media for its continued coverage and support. In an effort to provide the utmost service and a professional atmosphere, the Grizzlies media relations department has compiled the following list of guidelines to help you with your coverage during the season:

### Credentials

Individual single-game credentials can be secured by contacting a member of the Grizzlies media relations staff. Valid credentials will allow access to FedExForum, press row, auxiliary media seating, the Don Poir Media Suite and both locker rooms. Credentials are issued to working press only and at the full discretion of the media relations director. To reserve seating, media members must notify the Grizzlies media relations department at least two weeks in advance. Single-game credentials may be picked up at the FedExForum media entrance on the Southeast corner of Fourth Street and Linden Avenue beginning three hours prior to tip-off. Season and single-game credentials must be visibly worn at all times and, in all cases, are non-transferable. Any unauthorized use will subject the bearer to ejection from FedExForum and forfeiture of the credential.

Credentials for working media are issued based on the following criteria: 1) Local newspapers, newspapers from the opponent's area and national publications; 2) Local radio and television sports department personnel considered reporting; 3) Other daily newspapers, radio and television sports department personnel which are deemed to regularly cover the Memphis Grizzlies; 4) Other weekly and monthly publications that regularly cover the Memphis Grizzlies; 5) Professional scouts.

Photography requests must be submitted by the photo editor. Freelance writers and photographers will only be credentialed if the publication hiring them submits the credential request. Hard copies of the publication may be requested for verification. Your cooperation is appreciated.

### Parking

Media parking is available by contacting the Grizzlies Media Relations Department up until 5 p.m. the day before a game. Media parking will be available in the FedExForum surface lot located on Linden Avenue between Third and Fourth Streets (across from the Toyota Parking Garage).

### Media Workroom

The media workroom is open three hours prior to each game and is located in the Don Poir Media Suite on the Southeast side of FedExForum. Admittance/space is limited to working media members with credentials only. Television monitors, telephones, workspace and complimentary photocopy and fax services are provided. Game notes, media guides, news releases and a limited number of game programs will also be available in the media work room during the course of the game. The media work room will also be available for use during all practices at FedExForum. Family members and guests of media members will not be permitted (no exceptions).

### Locker Rooms

In accordance with NBA policy, both locker rooms will be open 90 minutes prior to tip-off for a 45-minute period and will reopen after the game following a 10-minute cooling-off period. Only those individuals with prominently-displayed, valid credentials will gain admittance. Personal cameras and camera phones are not permitted. Seeking autographs or souvenir items from players or coaches is strictly prohibited and subject to forfeiture of credential.

### Services

Game notes and statistics will be available in the media work room at three hours prior to tip-off. Quarterly, halftime and final boxes, play-by-plays and postgame quotes and notes will be delivered to all working media as quickly as possible.

Media members requiring long-distance telephone service, high-speed internet access and/or wireless internet access are advised to contact the Grizzlies media relations department. Visiting media will have telephone access along press row and in the media work room, but must also contact the Grizzlies media relations department to arrange high-speed, analog and/or wireless internet access both courtside and in the media work room.

Food services are available for \$5 for all working media beginning approximately three hours prior to game time. The dining area is located in the Don Poir Media Suite on the Southeast side of FedExForum. Refreshments and snacks will be made available in the media dining room at halftime and postgame.

### International Media Policy

International media interested in covering NBA regular-season games must submit a written request to the NBA league office. All credential requests must be received at least three business days prior to the first game requested. Photo identification will be required when picking up confirmed credentials at the media entrance.

### Practices/Shootarounds

Grizzlies practices and shootarounds are held at either the Coventry Health Care Facility or the main court at FedExForum. Practices are closed, with the last 30 minutes open to the media. All shootarounds are closed to the media. Please contact the Grizzlies media relations department to confirm practice and shootaround times, sites and player/staff availability.

### Photographers/Camera Operators

Baseline photographer positions are assigned by the Grizzlies media relations department for both still photographers and television cameras. Per NBA policy, remote cameras, tripods and hard-back chairs are not permitted. All cameras must have a rubber shade lens cover. All television stations have access to the direct in-house feed by contacting the Grizzlies media relations department.





## ROSS WOODEN

### Coordinator, Basketball Communications and Publications

Ross Wooden enters his fifth NBA season as the coordinator of basketball communications and publications for the Memphis Grizzlies.

Entering the season, Wooden serves as the primary media contact for all Grizzlies basketball operations and is responsible for local, national and international media credentialing and interview requests, coordinating news conferences and producing information such as media guides, press releases, game notes and statistics.

Born in Springfield, Ill., Wooden graduated from Mississippi State University with a degree in journalism. During his final year at Mississippi State, he was the men's basketball head sportswriter for *The Reflector* while regularly commuting to Memphis to work home games as a Grizzlies game-night intern.

A distant relative of the legendary late UCLA head coach John Wooden, Wooden has lived in Memphis for the last 20 years and currently resides on Mud Island in Downtown Memphis.

INTRO

PLAYERS

OWNERSHIP

FRONT  
OFFICE

MEDIA

COMMUNITY  
INVESTMENT

HISTORY

PLAYOFFS

REVIEW

OPONENTS

NBA



## PETE PRANICA

### Television Play-by-Play Announcer



Pete Pranica enters his 19th season in the NBA and eighth with the Grizzlies and will again provide the play-by-play call for all televised games on SportSouth.

He originally joined the team as its radio announcer for the 2004-05 season and assumed the television duties upon the untimely death of the original "Voice of the Grizzlies," Don Poier, in January 2005.

Pranica started in the NBA with the Detroit Pistons in 1990, doing radio play-by-play for select games before joining the Portland Trail Blazers in 1998. There he served as a studio host and sideline reporter for one season before taking on the television duties alongside longtime NBA analyst Steve "Snapper" Jones. The duo earned a pair of regional Emmy nominations for their work together.

He has also been part of NBC's Emmy-winning coverage of the 2004 and 2008 Olympics, calling team handball, judo, weightlifting and fencing. Since arriving in Memphis, Pranica has also called

select Memphis Redbirds (AAA) games as well as the Southern Heritage Classic football game.

A 1986 graduate of Notre Dame, Pranica also counts Seattle Seahawks pre-season games, WNBA basketball, Memphis Tigers basketball, SEC soccer and volleyball, as well as Notre Dame football, basketball, baseball, hockey and soccer among his play-by-play credits.

Pranica is a devotee of aviation and spaceflight, maintaining an extensive library of books and videos on those subjects, and has written "Spaceflight Updates" for Discovery. He is on the board of the Memphis Grizzlies Charitable Foundation and the "Making It Happen"/Tuohy Family Foundation and also lends his support to St. Jude Children's Research Hospital and the WKNO Stations.

## SEAN TUOHY

### Television Analyst



Adding color commentary to Grizzlies broadcasts is a perfect fit for former standout Ole Miss point guard Sean Tuohy, who enters his 11th season as a color commentator for the Memphis Grizzlies, his fifth on television broadcasts.

As a player at Ole Miss, Tuohy finished his four-year Rebel career (1978-82) as the SEC and school all-time leader in assists (830), led the Rebels to their only SEC title in school history by winning the 1981 SEC Tournament Championship and guided the team to its first NCAA Tournament appearance the same year. The 1998 Ole Miss Sports Hall of Fame inductee became the first four-year Rebel player to graduate with a winning record (62-55).

Drafted by the New Jersey Nets in the 1982 NBA Draft, the New Orleans native opted to continue his career overseas before returning to the Mid-South to lead another team, this time in the fast food industry. As a co-founder of RGT Management Inc., Tuohy currently oversees the day-to-day administration of the current system's 62 restaurants, which include Taco Bell, Pizza Hut, KFC and Long John Silver's franchises.

Prior to joining the Grizzlies broadcast booth, Tuohy spent seven seasons as a radio analyst for Ole Miss broadcasts as well as national broadcasts for Westwood One and CBS Radio.

Tuohy has been married to his college cheerleader sweetheart, the former Leigh Anne Roberts, for 29 years, and they are the proud parents of daughter Collins (25) and sons Michael Oher (25) and Sean, Jr. (18).

The life and childhood of Oher, now a standout offensive tackle for the Baltimore Ravens, was the subject of the 2006 New York Times best seller *The Blind Side: Evolution of a Game* by Michael Lewis.

The book was adapted into the 2009 film *The Blind Side*, which earned numerous accolades, including an Academy Award nomination for Best Picture. Starring Sandra Bullock, who won the Academy Award for Best Actress for her portrayal of Leigh Anne, and Tim McGraw as Sean, the film grossed over \$250 million domestically, making it the highest-grossing sports drama of all-time.

## BREVIN KNIGHT

### Television Analyst



Former Memphis Grizzlies guard Brevin Knight enters his second season as an analyst for the Grizzlies' television broadcast, splitting time with Sean Tuohy as a color commentator alongside Pete Pranica.

Knight debuted in the broadcast booth last season with the Charlotte Bobcats, working as a radio analyst for the Bobcats' home games, and also served a correspondent for NBA TV during the 2006 NBA Playoffs.

A 12-year NBA veteran (1997-09), Knight averaged 5.4 points and 5.0 assists in 108 games with the Grizzlies during the franchise's first two seasons in Memphis (2001-03) after being acquired from the Atlanta Hawks. Selected by the Cleveland Cavaliers in the first round (16th overall) of the 1997 NBA Draft, Knight holds career averages of 7.3 points and 6.1 assists in 729 games for Cleveland, Atlanta, Memphis, Phoenix, Washington, Milwaukee, Charlotte, the Los Angeles Clippers and Utah.

Prior to his NBA career, the Livingston, N.J. native enjoyed four seasons at Stanford University, where he was named a First Team All-American as a senior.

Knight and his wife, Deena, have two daughters, Brenna and Kayla, and one son, Donevin.



INTRO

PLAYERS

OWNERSHIP

FRONT OFFICE

MEDIA

COMMUNITY INVESTMENT

HISTORY

PLAYOFFS

REVIEW

OPINIONS

NBA

## ROB FISCHER

### Television Sideline Reporter



A well-known sports personality in the Mid-South since coming to Memphis, Rob Fischer enters his fifth season as the Grizzlies television sideline reporter.

Prior to his Grizzlies assignment, he was the color television analyst for the University of Memphis Tigers football games for three seasons (2003-05) on ABC 24/UPN 30. Fischer, who moved to the Bluff City in 2002, also hosts The Sports Bar from 3-6 p.m. Monday through Friday on Sports 56 WHBQ (560 AM).

Fischer began his radio career in 1992 in St. Louis hosting a daily talk show, St. Louis Rams pre- and post-game shows and a weekly football show with former Rams wide receiver Jack Snow. After moving to Las Vegas in 1995, he worked for National Radio on SportsFan Radio Network, hosting a nightly, six-hour call-in show, a weekly hockey program with NHL Hall of Famer Phil Esposito and a weekly, game-day program with former NFL quarterback Sean Salisbury.

Throughout his broadcasting career, Fischer has covered major sporting events such as the Super Bowl, the Kentucky Derby, the Breeder's Cup, the Indianapolis 500, the NCAA men's basketball Final Four, the Summer Olympics, NBA training camp, NFL training camp and MLB spring training.

The St. Louis native was named Missouri's National Sportscasters and Sportswriters Association Sportscaster of the Year in 2000.

## ERIC HASSETLINE

### Radio Play-by-Play Announcer



Eric Hasseltine returns for his 11th season with the Grizzlies, his seventh as the radio play-by-play voice of the team.

Teaming with color analysts Hank McDowell and Elliot Perry to provide commentary for all Grizzlies preseason, regular season and postseason games, Hasseltine also hosts "The Eric Hasseltine Show" weekdays from 2-4 p.m. on the Grizzlies' new flagship radio station WMFS (ESPN 92.9 FM / 680 AM).

First joining the team upon its arrival in Memphis, Hasseltine served four seasons as the team's radio pre-game, halftime and post-game host prior to his current role.

His broadcasting credits include working for the flagship station of the Sacramento Kings as a reporter and host of a weekly NBA show, doing play-by-play for both football and basketball at UC Davis in California, as well as covering the NFL's Oakland Raiders for three seasons including post-game duties in 2001.

The Walnut Creek, Calif. native graduated from UC Davis in 1996. He has a daughter, Kate, and a son, Eric Austen.

## HANK MCDOWELL

### Radio Analyst



Memphis native and former Memphis State basketball player Hank McDowell enters his sixth season with the Grizzlies' radio broadcast team as an analyst, sharing duties with fellow former NBA player and Memphis State alum Elliot Perry.

A 1981 graduate of Memphis State, he was the MVP of the 1980 and 1981 men's basketball teams and was selected by the Golden State Warriors in the fifth round of the 1981 NBA Draft. McDowell spent six seasons in the NBA from 1981-87, averaging 2.9 points and 2.3 rebounds in 206 games over six seasons with the Golden State Warriors, Portland Trail Blazers, San Diego Clippers, Houston Rockets and Milwaukee Bucks. He also played overseas in Italy and Spain.

Following his playing career, McDowell launched Memphis-based McDowell Marketing, a local business specializing in corporate apparel and promotional products.

McDowell also served as the radio analyst for the University of Memphis men's basketball team for eight seasons and is currently their television analyst.

McDowell and his wife Carol have two sons, Patrick and Jake.



## Television Stations

### **WREG (CBS 3)**

803 Channel 3 Dr.  
Memphis, TN 38103  
Main: (901) 543-2111  
Fax: (901) 543-2167  
Sports Director: Glenn Carver (901) 543-2117  
Sports Anchors/Reporters: Mike Ceide (901) 543-2118,  
Teyah Townsend (901) 543-2131

### **WMC (NBC 5)**

1960 Union Ave.  
Memphis, TN 38104  
Main: (901) 726-0555  
Fax: (901) 278-7633  
Sports Director: Jarvis Greer (901) 726-0568  
Sports Producer: Josh Frydman (847) 409-3793  
Sports Anchor/Reporter: Carrie Anderson (901) 726-0578

### **WHBQ (FOX 13)**

485 South Highland St.  
Memphis, TN 38111  
Main: (901) 320-1313  
Fax: (901) 320-1366  
Sports Director: Matt Stark (901) 320-1347  
Sport Anchor/Reporters: Marcus Hunter (901) 320-1340

### **WPTY (ABC 24) / WLMT (Channel 30)**

2701 Union Ext.  
Memphis, TN 38112  
Main: (901) 321-2430  
Fax: (901) 452-1820  
Sports Director/Manager: Jamie Griffin (901) 321-7527  
Sports Anchor/Reporter: Corey Maclin (901) 321-7613  
Weekend Anchor/Reporter: Kathy Morris (901) 321-7615

### **FS Tennessee/SportSouth**

1175 Peachtree St. NE  
100 Colony Square, Suite 200  
Atlanta, GA 30361  
Main: (404) 230-7300

## Radio Stations

### **Flagship Station**

**WMFS (ESPN 92.9 FM / 680 AM)**  
1835 Moriah Woods Blvd., Building #1  
Memphis, TN 38117  
Main: (901) 384-5900  
Program Director: Brad Carson

### **WHBQ AM (560)**

Finn Broadcasting Company  
6080 Mt. Moriah Rd.  
Memphis, TN 38115  
Main: (901) 375-9324  
Program Director: Eli Savoie

### **KQPN AM (730), YAHOO**

203 Beale Street, Suite 204  
Memphis, TN 38103  
Main: (866) 994-9369  
Producer: Jon Roser





## Sports Editors, Writers and Columnists - Local

### Commercial Appeal

495 Union Ave.  
Memphis, TN 38103  
Main: (901) 529-2345  
Fax: (901) 529-2362

Executive Sports Editor: David Williams (901) 529-2361  
Grizzlies Beat Reporter: Ronald Tillery (901) 529-2353  
Columnist: Geoff Calkins (901) 529-2364  
Reporters: Ron Higgins (901) 529-2525,  
Marlon Morgan (901) 529-2792,  
Kyle Veazey (901) 529-2799

### Associated Press

495 Union Ave.  
Memphis, TN 38103  
Main: (901) 525-1972  
Fax: (901) 525-1978

Sports Editor: Teresa Walker (615) 373-9988  
Memphis Correspondents: Clay Bailey (901) 529-5263,  
Adrian Sainz (901) 305-2310

### Memphis Business Journal

80 Monroe Ave., Suite 600  
Memphis, TN 38103  
Main: (901) 523-1000  
Fax: (901) 526-5240  
Sports: Michael Sheffield (901) 259-1722

### Contemporary Media

460 Tennessee St., Suite 200  
Memphis, TN 38103  
Main: (901) 521-9000  
Fax: (901) 521-0129  
Sports Reporter for the Memphis Flyer:  
Chris Herrington (901) 575-9248  
Managing Editor for Memphis Magazine:  
Frank Murtaugh (901) 575-9432

### Tri-State Defender

203 Beale Street, Suite 200  
Memphis, TN 38103  
Main: (901) 523-1818  
Fax: (901) 578-5037  
Sports: Dr. Karanja Ajanaku (901) 746-5205

### La Prensa Latina

995 South Yates, Suite 3  
Memphis, TN 38119  
Main: (901) 751-2100  
Fax: (901) 751-1202  
Sports: Francisco Correa (901) 751-2100

### Mid-South Tribune

1095 Forrest Ave.  
Memphis, TN 38105  
Sports: William Larsha (901) 649-8009

## Sports Editors, Writers and Columnists - Regional

### The Clarion Ledger

201 South Congress  
Jackson, MS 39201  
Main: (601) 961-7294  
Fax: (601) 961-7224

### DeSoto Times-Tribune

2445 Hwy 51  
Hernando, MS 38632  
Main: (662) 429-6397  
Fax: (662) 429-5229

### Evening Times

P.O. Box 459  
1010 Hwy 77  
West Memphis, AR 72303  
Main: (870) 735-1010  
Fax: (870) 735-1020

### The Tennessean

1100 Broadway  
Nashville, TN 37203  
Main: (615) 259-8010  
Fax: (615) 259-8826

### The Jonesboro Sun

518 Carson St.  
Jonesboro, AR 72401  
Main: (870) 935-5525  
Fax: (870) 935-5823

### Arkansas Democrat Gazette

P.O. Box 2221  
121 East Capitol Ave.  
Little Rock, AR 72203  
Main: (501) 378-3400  
Fax: (501) 378-3869

INTRO

PLAYERS

OWNERSHIP

FRONT  
OFFICE

MEDIA

COMMUNITY  
INVESTMENT

HISTORY

PLAYOFFS

REVIEW

OPINIONS

NBA



## The Don Poier Media Center

On January 21, 2005, the Memphis Grizzlies suffered a tremendous loss when the team's play-by-play announcer, Don Poier, passed away at the age of 53. Poier was known as "the Voice of the Grizzlies," serving as a radio and television announcer since the team's inception in Vancouver in 1995.

He brought to Grizzlies broadcasts knowledge of the team and passion for the game that was second to none. His legacy to the franchise was secured in April 2005 when the team named the media suite at FedExForum the Don Poier Media Center. A banner was also hung from the rafters in FedExForum in his honor.



When the Grizzlies moved to Memphis from Vancouver in 2001, Poier immediately became a fixture in Memphis. Fans who had never heard him call a game before instantly fell in love with his style. He was the team's biggest supporter, yet was unafraid to tell the truth if the team was playing poorly.

His catchphrases, which he always came up with on the spot, never failed to make listeners chuckle. His signature phrase, 'Only in the movies and in Memphis,' was used regularly during the 2003-04 season as the team embarked on its amazing 50-win season and first playoff appearance. As one of the original Grizzlies, no one was more excited to be a part of that season's magical ride than Don Poier, who had been through the highest of highs and lowest of lows with the Grizzlies. But Poier's contributions in the broadcast booth were only the

tip of the iceberg of a life that touched so many. His wife, Barb, came to every Grizzlies home game and became as much a fixture at the arena as her husband.

Don and Barb derived great pleasure from their blended family, which included Don's three daughters, Barb's five children and 10 grandchildren. Although these were the immediate members of Poier's family, by no means were they the only members.

Anyone who worked for the Grizzlies organization was a member of the Poier family. He made a point of introducing himself to everyone he didn't know. His large family grew to thousands as he recruited each fan who listened to his distinctive booming voice.

His spirit and generosity also extended to the community. Poier was a fixture at Grizzlies community events, attending dozens of events on behalf of the Grizzlies every year. He was a member of the Bellingham Boys and Girls Club in Washington State, and hosted a summer golf tournament in his home state of Washington.

Poier's memory will always be treasured by his Grizzlies family.



The Grizzlies honored Don Poier, "The Voice of the Grizzlies," by naming the media center in FedExForum after him.



## Grizzlies.com Official Website of the Memphis Grizzlies

Stay connected to your home team with grizzlies.com – the official Website of the Memphis Grizzlies. Grizzlies.com takes online fan experience to the next level. It keeps you connected to your home team 24-7-365. From buying tickets, breaking news and behind-the-scenes features to community activities, live chats, photos and video highlights, grizzlies.com offers something for everyone.

### Grizzlies E-News

Receive free updates and special offers from your Memphis Grizzlies by signing up for Grizzlies E-News. Get the latest team information delivered right to your in box each week. Visit grizzlies.com for more information.

### Grizzlies Fan Boards

Share your thoughts and opinions about the team's progress and improvements with fellow fans from around the globe by joining our online community. Get on the Fan Boards and connect with the Grizz Nation! ¿Se habla Español? Our Spanish speaking fans can discuss the progress of Grizzlies Spanish sensation Marc Gasol and Venezuelan guard Greivis Vasquez in Español. Plus, join fans in El Foro del Equipo on the Boards.


### Game Action

Visit grizzlies.com during Grizzlies games for live breaking news and more. Follow the game action live with grizzlies.com TV Companion. Video highlights, updated scores, stats, and play-by-play information are available for every game.

## FedExForum.com

Looking for the latest information about FedExForum, the Mid-South's most luxurious sports and entertainment venue? Visit fedexforum.com, where you can find everything from the event calendar to parking information, photos and our A-to-Z Visitor Guide. Fans can purchase tickets to FedExForum events and sign up to receive FedExForum Event Alert e-mails for the latest show information and subscriber presale opportunities. Fans attending a Grizzlies game can get an early view from their seats with Seats in 3D, which shows realistic views of the floor surface from every section of the arena. Visit fedexforum.com to learn more about Memphis' most exciting entertainment venue located in the heart of downtown on historic Beale Street.

Join us.







A full-page photograph of Zach Randolph, a former NBA player, standing on a basketball court. He is wearing a dark blue Memphis Grizzlies warm-up jacket with white stripes on the sleeves and a white headband. He is holding a large, white, stylized award plaque. The plaque has a black rectangular center with gold lettering that reads: "NBA Community Assist Award", "December 2010", "presented to", "Zach Randolph", and a small paragraph at the bottom. The background shows a basketball arena with spectators in the stands and a large "MEMPHIS" sign on the wall behind him. A yellow vertical banner on the right edge of the image contains the text "COMMUNITY INVESTMENT".

A full-page photograph of Zach Randolph, a former NBA player, standing on a basketball court. He is wearing a dark blue Memphis Grizzlies warm-up jacket with white stripes on the sleeves and a white headband. He is holding a large, white, stylized award plaque. The plaque has a black rectangular center with gold text that reads: "NBA Community Assist Award", "December 2010", "presented to", "Zach Randolph", and a small paragraph at the bottom. The background shows a basketball arena with spectators in the stands and a large "MEMPHIS" sign on the wall. A yellow vertical banner on the right edge of the image contains the text "COMMUNITY INVESTMENT".



## Community Investment

### Mission Statement

Our mission is to create opportunities for area youth through community outreach, education and sport development initiatives.

### Community Outreach

The Memphis Grizzlies invest in communities throughout the Mid-South by providing quality services, programs, events and in-kind donations that support the needs of area hospitals, schools and non-profits. During the 2010-11 season, the Grizzlies supported over 450 local and regional organizations through its Donations In-Kind and Tickets for Kids programs. In addition, the Grizzlies host several seasonal programs, which include events such as the Grizzlies Annual Canned Food Drives presented by ACH Food Companies, Inc. to benefit the Mid-South Food Bank, Grizzlies Holiday Toy Drive benefitting MIFA's Holiday Hope Chest, St. Jude Children's Research Hospital's Thanks and Giving and Hoops for St. Jude campaigns, Black History Month on-court recognitions, Grizzlies Go Green Week, and the Annual Tip Off Luncheon and Grizz Gala, both supporting Grizzlies House at St. Jude Children's Research Hospital. The Grizzlies also help support Grizzlies House at St. Jude through proceeds from online and in-arena auctions. The online auctions feature one-of-a-kind Grizzlies memorabilia and experiences that fans can bid on by simply visiting [grizzlies.com](http://grizzlies.com). The in-arena auctions featured autographed memorabilia from past Grizzlies players and teams in celebration of the team's 10th anniversary season.



Mike Conley assists Zach Randolph at the Grizzlies' Day of Service in January 2011.

The Grizzlies auxiliary group, Lady Bears, works closely with the Community Investment and Basketball Operations Departments to support outreach initiatives throughout the Mid-South community. Members are comprised of women who play a significant role in the lives of Grizzlies players, coaches, basketball operations and ownership staff. This past season the Lady Bears hosted a wine tasting fundraiser at Texas de Brazil to benefit Porter Leath and for the second-straight year hosted a Thanksgiving dinner at the Salvation Army's Purdue Center of Hope in November. The ladies, along with head coach Lionel Hollins, assistant coaches Dave Joerger and Barry Hecker, Marc Gasol, and other family members, served Thanksgiving dinner to homeless women and children. The Lady Bears also provided the children with backpacks, hats and gloves. In February the women collected teddy bears and stuffed animals for donation to the Memphis Child Advocacy Center.

### Education

The NBA's Read to Achieve Program is the most extensive educational outreach initiative in the history of professional sports. Read to Achieve is designed to encourage our community's youth to develop a life-long love for reading and to promote the value of reading and literacy. Since the Grizzlies moved to Memphis from Vancouver in 2001, players, coaches and staff members have been actively involved in Read to Achieve by reading to students at area schools. Each season, the Grizzlies partner with International Paper to host a Read to Achieve Celebration at FedExForum. The Celebration rewards the top 100 readers from each school participating in the Memphis Grizzlies Reading Challenge. The Reading Challenge is a literacy initiative that encourages elementary age students to read six books in six weeks. The Grizzlies' Read to Achieve program touches the lives of nearly 25,000 Mid-South students through the Grizzlies Reading Challenge and Read to Achieve Assemblies. In addition to the Read to Achieve Program, the Grizzlies host the Stay in School Challenge presented by Lucite International to help encourage middle school students to increase their attendance rates by attending school regularly.

This past season the Grizzlies introduced a new program for high school students, the Grizzlies Poetry Slam presented by The National Basketball Academy. High school students were encouraged to compose and perform original works of poetry based on the theme "Dream Big" for a chance to win a trip to New York City.

### Sport Development

The Grizzlies' key sport development initiatives include the Grizzlies Hoops Camp Series, Jr. Grizzlies and Healthy Home Court fitness initiative. This year, the Grizzlies partnered with The National Basketball Academy to conduct the Hoops Camp Series, which consists of four camp series: fall, holiday, spring break and summer. Each hoops camp series focuses on developing fundamental basketball skills in a safe, fun environment and are open to area youth ages 6-14 of all skill levels. Jr. Grizzlies provides area recreation basketball leagues the opportunity to be affiliated with the Grizzlies by receiving game tickets, professional basketball clinics for participating players and coaches, and an official Jr. Grizzlies jersey. There were over 6,500 youth participants in the Jr. Grizzlies league during the 2010-11 NBA season. The Grizzlies Healthy Home Court fitness initiative focuses on two areas, encouraging high school students to eat a healthy breakfast and encouraging families to get active together for at least 30 minutes three days a week.

For more information on any Memphis Grizzlies community outreach, education, or sport development initiative, please visit the Community section of [grizzlies.com](http://grizzlies.com).



## Memphis Grizzlies Charitable Foundation

The Grizzlies Foundation was one of only four sports teams in the world selected as a finalist for the prestigious Beyond Sport "Sport Team of the Year" Award in 2011, and it was the winner of the Steve Patterson Sports Philanthropy Award, presented by the Robert Wood Johnson Foundation, in 2007. Recognized widely for the comprehensive community-wide youth mentoring initiative, Grizzlies TEAM UP, the Grizzlies Foundation has distinguished itself a leader—locally and nationally—in youth outreach.

Since 2001, the Grizzlies Foundation (and the Grizzlies Charitable Fund, which preceded the Foundation) has donated over \$28.5 Million to Memphis area nonprofit organizations and schools. Tens of thousands of children and families have directly benefited from these funds, resulting in new facilities and programs, including Memphis Athletic Ministries, Girls Incorporated, Facing History and Ourselves, the Soulsville Foundation, MIFA, STREETS Ministries, Memphis PREP Program and ArtsMemphis.

Beyond the cash contributions, the Grizzlies Foundation creates long-term partnerships with all agencies that receive funding. With ongoing, hands-on involvement, significant outcomes are achieved.

### TEAM UP with the Grizzlies Youth Mentoring Initiative

Grizzlies have now become an award-winning leader in mentoring, successfully building a comprehensive community-wide initiative that has engaged thousands of individuals and dozens of organizations in youth mentoring in the Memphis.



In 2011, the Grizzlies Foundation launched Grizzlies TEAM Mentoring, a new school-based model for mentoring that matches teams of three mentors to groups of nine students. Teams meet weekly, exploring topics ranging from leadership and civic engagement to health and financial literacy. Currently the program serves 90 students in two Memphis middle schools. Grizzlies TEAM Mentoring is poised to expand in 2012.

The Grizzlies Foundation also facilitates corporate engagement in mentoring, ranging from employee volunteer programs to event-based corporate sponsorships. These efforts bring both human and financial resources to the mentoring community and enable Grizzlies TEAM UP and its partners to serve far more youth.

In addition, the Grizzlies Foundation is home to the Grizzlies Mentoring Alliance (formerly the Memphis Mentoring Partnership), an affiliate of MENTOR/The National Mentoring Partnership, which offers vast services and resources to support and sustain quality mentoring programs in the Greater Memphis region.

As the hub for youth mentoring in the Mid-South, any individual or organization interested in mentoring will find the resources and guidance necessary to get involved in a meaningful, lasting way. For more information, visit [GrizzliesTeamUp.org](http://GrizzliesTeamUp.org) or email [mentor@grizzlies.com](mailto:mentor@grizzlies.com).

### Grantmaking

The Grizzlies Foundation is proud to work closely with dozens of local nonprofit organizations that provide critical services, resources and aid to youth and families throughout Memphis. From after-school sports leagues to career development, abuse counseling to youth and family mentoring, these partners are on the front lines, helping the Grizzlies Foundation carry out its mission each and every day. The Grizzlies Foundation is committed to providing resources and support above and beyond funding to its partners. These resources range from complimentary tickets and special appearances to fundraising support and volunteer recruitment and training. Grants are announced during an annual event each fall.

### Honoring Military Families

The Memphis Grizzlies are grateful to the men and women who serve in the U.S. military and protect our freedom. Deployments away from home place stress and anxiety on these soldiers, as well as their families. For a seventh season, the Grizzlies Foundation honors many of these Mid-South families by hosting families at Grizzlies home games during the 2011-12 season and recognizing the whole family during an on-court presentations

### Don Poier Memorial Scholarship Awards

In the wake of the unexpected death of broadcast legend Don Poier, the "Voice of the Grizzlies" in January 2005, funds were raised in order to create an endowed scholarship now housed at the Community Foundation of Greater Memphis. This scholarship ensures legacy of Don Poier lives on by providing a deserving graduating senior with resources to pursue a degree in broadcast journalism.

Donations to support this scholarship may be sent to the Community Foundation of Greater Memphis, Attn: Don Poier Memorial Scholarship, 1900 Union Ave., Memphis, TN 38104.

### Staxtacular

Each winter, Memphis Grizzlies players host Staxtacular, the "soul shakin' party" for the Stax Music Academy. Since 2005, over \$600,000 in net proceeds has supported the Academy's mentoring and special performance opportunities and music programs. The 2011 hosts were Zach Randolph, Rudy Gay, Mike Conley and Marc Gasol. Staxtacular is an annual fundraiser to support Stax Music Academy, an after-school and summer music instruction and performance charter school for youth from the Soulsville neighborhood. Music education, coupled with Stax instructors, staff and mentors instill discipline and give them values and skills that will last a lifetime. Visit [staxtacular.com](http://staxtacular.com) or [soulsvilleusa.com](http://soulsvilleusa.com) for more information.





Teresa Dickerson  
Director,  
Community Investment



Jenny Koltnow  
Executive Director, Memphis  
Grizzlies Charitable Foundation



Eric Bleier  
Coordinator, Memphis Grizzlies  
Charitable Foundation



Justin Boddie  
Coordinator,  
Sports Development



Joel Katz  
Associate, Memphis  
Grizzlies Charitable Foundation



Amber Rish  
Coordinator,  
Community Investment




Alayne Shoenfeld  
Program Manager,  
Memphis Mentoring Partnership

## NBA Cares

NBA Cares is the league's global social responsibility program that builds on the NBA's long tradition of addressing important social issues. The NBA and its teams and players support a wide range of initiatives, programs and non-profit partners that strive to positively impact children and families around the world. As part of the league's mission to demonstrate leadership in social responsibility, NBA Cares reaches communities through philanthropy, hands-on service, and the creation of community legacy projects. Since the program's October 2005 launch, the league, its players, and its teams have donated more than \$165 million to charity, provided more than 1.7 million hours of hands-on service, and created more than 615 places where kids and families can live, learn, or play. NBA Cares reaches millions of children and adults through unique programs – including NBA/WNBA FIT and Basketball without Borders – that support education, youth and family development, and health and wellness. The league and its teams and players also promote environmental awareness and sustainability through NBA Green. During annual high-profile league events, including NBA All-Star and The Finals, NBA Cares initiates community outreach efforts to tap into the power of sport for positive social change. In addition, this year the league launched the NBA Cares Community Caravan, a year-round community and fan engagement program, through which the NBA family will reach more than 10,000 schools and community centers and touch the lives of more than 15 million fans. Thanks to strong partnerships with internationally recognized organizations – including KaBOOM!, Special Olympics, Boys & Girls Clubs of America, UNICEF, the Make-A-Wish Foundation, Global Business Coalition on HIV/AIDS, Tuberculosis and Malaria, and the UN Foundation – NBA Cares makes a positive and lasting impact in communities around the world. For more information about the NBA's latest community outreach efforts, please log on to: [nbacares.com](http://nbacares.com).









# GRIZZLIES ALL-TIME TEAM RECORDS

## Won & Lost Records

(Franchise records shown in bold)

### YEAR-BY-YEAR RESULTS

Season	Overall Record				Home				Road				Record by Months					
	W	L	Pct	GB	Finish	W	L	Pct	W	L	Pct	Oct/Nov	Dec	Jan	Feb	Mar	Apr	May
2010-11	46	36	.561	15	13rd SW	30	11	.732	16	25	.390	8-10	6-8	11-6	8-4	9-5	4-3	
2009-10	40	42	.488	15	4th SW	23	18	.561	17	24	.415	6-12	9-4	10-5	5-8	8-7	2-6	
2008-09	24	58	.293	30	5th SW	16	25	.390	8	33	.195	4-13	6-9	1-13	4-8	4-11	5-4	
2007-08	22	60	.268	34	5th SW	14	27	.341	8	33	.195	5-10	3-12	5-11	1-11	5-11	3-5	
2006-07	22	60	.268	45	5th SW	14	27	.341	8	33	.195	4-11	3-14	5-10	3-9	4-11	3-5	
2005-06	49	33	.598	14	3rd SW	30	11	.732	19	22	.463	10-5	9-5	7-8	5-8	10-6	8-1	
2004-05	45	37	.549	14	4th SW	26	15	.634	19	22	.463	5-10	9-7	12-3	5-5	8-6	6-6	
2003-04	50	32	.610	8	3rd Mid	31	10	.737	19	22	.463	7-8	8-9	10-4	10-3	13-2	2-6	
2002-03	28	54	.341	32	6th Mid	20	21	.488	8	33	.195	2-14	7-8	4-10	5-7	8-9	2-6	
2001-02	23	59	.280	35	7th Mid	15	26	.359	8	33	.195	3-12	6-9	4-11	2-10	4-11	4-6	
<b>MEM</b>	<b>349</b>	<b>471</b>	<b>.426</b>			<b>219</b>	<b>191</b>	<b>.534</b>	<b>130</b>	<b>280</b>	<b>.317</b>	<b>54-105</b>	<b>66-85</b>	<b>69-81</b>	<b>48-73</b>	<b>73-79</b>	<b>39-48</b>	
2000-01	23	59	.280	35	7th Mid	15	26	.359	8	33	.195	6-9	2-13	4-11	6-8	3-11	2-7	
1999-00	22	60	.268	33	7th Mid	12	29	.293	10	31	.244	3-11	3-12	6-8	6-7	1-14	3-8	
1998-99	8	42	.160	29	7th Mid	7	18	.280	1	24	.040					2-15	2-15	0-3
1997-98	19	63	.232	43	6th Mid	14	27	.341	5	36	.122	7-11	3-9	3-13	1-9	2-14	3-7	
1996-97	14	68	.171	50	7th Mid	8	33	.195	6	35	.146	2-15	4-10	2-15	3-9	1-13	2-6	
1995-96	15	67	.183	44	7th Mid	10	31	.244	5	36	.122	2-13	3-12	5-9	1-8	0-17	4-8	
<b>TOTAL</b>	<b>450</b>	<b>830</b>	<b>.352</b>			<b>285</b>	<b>355</b>	<b>.445</b>	<b>165</b>	<b>475</b>	<b>.258</b>	<b>74-164</b>	<b>81-141</b>	<b>89-137</b>	<b>69-123</b>	<b>82-163</b>	<b>55-99</b>	<b>0-3</b>

Season	Southwest		Pacific		Northwest		Western Conf			Atlantic		Southeast		Central		Eastern Conf		
	W	L	W	L	W	L	W	L	Pct	W	L	W	L	W	L	W	L	Pct
2010-11	8	8	11	7	11	7	30	22	.577	5	5	4	6	7	3	16	14	.533
2009-10	5	11	9	9	8	10	22	30	.423	8	2	4	6	6	4	18	12	.600
2008-09	5	11	8	10	1	17	14	38	.269	1	9	5	5	3	6	10	20	.333
2007-08	2	14	4	14	5	13	11	41	.212	4	6	5	5	2	8	11	19	.367
2006-07	2	14	4	14	8	10	14	38	.269	3	7	4	6	1	9	8	22	.267
2005-06	6	10	13	5	12	6	31	21	.596	6	4	8	2	4	6	18	12	.600
2004-05	7	9	11	7	9	9	27	25	.519	8	2	6	4	4	6	18	12	.600
<b>TOTAL</b>	<b>35</b>	<b>77</b>	<b>60</b>	<b>66</b>	<b>54</b>	<b>72</b>				<b>35</b>	<b>35</b>	<b>36</b>	<b>34</b>	<b>27</b>	<b>42</b>			

Season	Midwest		Pacific		Western Conf			Atlantic		Central		Eastern Conf			Before AS		After AS		
	W	L	W	L	W	L	Pct	W	L	W	L	W	L	Pct	W	L	W	L	Pct
2010-11					30	22	.577					16	14	.533	31	26	15	10	
2009-10					22	30	.423					18	12	.600	26	25	14	17	
2008-09					14	38	.269					10	20	.333	15	37	9	21	
2007-08					11	41	.212					11	19	.367	14	38	8	22	
2006-07					14	38	.269					8	22	.267	14	40	8	20	
2005-06					31	21	.596					18	12	.600	29	23	20	10	
2004-05					27	25	.519					18	12	.600	30	23	15	14	
2003-04	12	12	16	12	28	24	.538	11	3	11	5	22	8	.647	30	22	20	10	
2002-03	5	19	7	21	12	40	.231	7	7	9	7	16	14	.533	13	35	15	19	
2001-02	7	17	7	21	14	38	.269	4	10	5	11	9	21	.300	14	35	9	24	
<b>MEM</b>					<b>203</b>	<b>317</b>	<b>.390</b>					<b>146</b>	<b>154</b>	<b>.487</b>	<b>216</b>	<b>304</b>	<b>133</b>	<b>167</b>	
2000-01	2	22	9	19	11	41	.212	6	8	6	10	12	18	.400	13	36	10	23	
1999-00	6	18	6	22	12	40	.231	5	9	5	11	10	20	.333	14	34	8	26	
1998-99	3	18	5	18	8	36	.182	0	2	0	4	0	6	.000					
1997-98	4	20	10	18	14	38	.269	1	13	4	12	5	25	.167	13	36	6	27	
1996-97	6	18	3	25	9	43	.173	4	10	1	15	5	25	.167	9	42	5	26	
1995-96	3	21	6	22	9	43	.173	4	10	2	14	6	24	.200	10	37	5	30	
<b>TOTAL</b>					<b>266</b>	<b>558</b>	<b>.323</b>					<b>184</b>	<b>272</b>	<b>.404</b>	<b>275</b>	<b>489</b>	<b>167</b>	<b>299</b>	

\*Notes Franchise located in Vancouver, BC, Canada from 1995-96 to 2000-01 before relocating to Memphis, Tennessee in July 2001.

NBA realignment prior to the 2004-05 season divided each conference into three divisions. Prior to that, there were two divisions per conference.

### TEAM WON & LOST STREAKS

Wins & Losses	Games	First Game	Last Game
Most consecutive wins, overall	8	at LA Clippers, 1/11/04	vs Denver, 1/25/04
Most consecutive losses, overall	23	vs Atlanta, 2/16/96	at Portland, 4/2/96
Most consecutive wins, home	11	vs Indiana, 12/18/09	vs Orlando, 1/25/10
Most consecutive losses, home	11	vs Atlanta, 2/16/96	vs Charlotte, 3/31/96
Most consecutive wins, road	7	at Toronto, 2/17/10	at Boston, 3/10/10
Most consecutive losses, road	30	at Minnesota, 2/19/99	at Houston, 12/6/99

### MONTHLY TEAM WON & LOST RECORDS

Category	Best	Month(s)	Worst	Month(s)
Overall Record	8-1 .889	April 2006*	0-17 .000	March 1996
	13-2 .867	March 2004		
Home Record	5-0 1.000	April 2006*	0-7 .000	March 1996
	7-1 .875	February 2004		
	7-1 .875	January 2010		
Road Record	7-1 .875	March 2004	0-10 .000	March 1996, April 1999

\*The Grizzlies played only nine games overall, and five at home, in April 2006

## All-Time Series

WESTERN CONFERENCE	Overall		Home		Road		EASTERN CONFERENCE	Overall		Home		Road	
	W	L	W	L	W	L		W	L	W	L	W	L
Dallas	13	50	7	24	6	26	Atlanta	10	21	7	8	3	13
Denver	18	43	15	15	3	28	Boston	12	19	5	11	7	8
Golden State	28	32	17	14	11	18	Charlotte	8	6	5	2	3	4
Houston	20	44	15	17	5	27	Chicago	13	18	10	5	3	13
LA Clippers	32	30	20	11	12	19	Cleveland	9	21	7	8	2	13
LA Lakers	16	44	10	20	6	24	Detroit	9	21	4	11	5	10
Minnesota	22	40	13	18	9	22	Indiana	10	21	7	9	3	12
New Orleans*	10	18	6	8	4	10	Miami	12	18	7	8	5	10
Oklahoma City	17	43	11	20	6	23	Milwaukee	13	17	7	8	6	9
Phoenix	16	44	10	19	6	25	New Jersey	13	17	8	7	5	10
Portland	22	38	12	19	10	19	New Orleans*	4	12	3	5	1	7
Sacramento	20	41	16	14	4	27	New York	12	18	6	9	6	9
San Antonio	16	47	10	22	6	25	Orlando	13	17	9	6	4	11
Utah	16	44	10	19	6	25	Philadelphia	11	20	6	10	5	10
							Toronto	18	13	10	5	8	8
							Washington	17	13	12	3	5	10
<b>VS WC – ALL-TIME</b>	<b>266</b>	<b>558</b>	<b>172</b>	<b>240</b>	<b>94</b>	<b>318</b>	<b>VS EC – ALL-TIME</b>	<b>184</b>	<b>272</b>	<b>105</b>	<b>115</b>	<b>71</b>	<b>157</b>

\*Notes From 1988-89 through 2003-04, the Charlotte/New Orleans Hornets were in the Eastern Conference before switching to the Western Conference; For two seasons (2005-06, 2006-07), the Hornets split their home games between Oklahoma City and New Orleans.

## All-Time Coaches Records

Season	Head Coach	Won	Lost	Pct	Note	Assistant Coaches
<b>MEMPHIS</b>						
2010-11	Lionel Hollins	46	36	.533		Johnny Davis, Henry Bibby, David Joerger, Barry Hecker, Damon Stoudamire, Mitchell Anderson
2009-10	Lionel Hollins	40	42	.488		Johnny Davis, Henry Bibby, David Joerger, Barry Hecker, Damon Stoudamire
2008-09	Lionel Hollins	13	26	.333	From 1/25/09	Johnny Davis, Henry Bibby, David Joerger, Barry Hecker, Damon Stoudamire
	Johnny Davis	0	2	.000	1/23/09 to 1/25/09	Kevin O'Neill, Andy Greer, David Joerger, Ron DuBois
2007-08	Marc Iavaroni	11	30	.268	To 1/23/09	Johnny Davis, Kevin O'Neill, Andy Greer, David Joerger, Ron DuBois
2006-07	Tony Barone, Sr.	22	60	.268		Johnny Davis, Gordon Chiesa, Andy Greer, David Joerger, Ron DuBois
	Mike Fratello	6	24	.200	12/30/06 to 4/18/07	Mitchell Anderson, Paul Cormier, Lionel Hollins
2005-06	Mike Fratello	49	33	.598	To 12/28/06	Mitchell Anderson, Paul Cormier, Lionel Hollins
2004-05	Mike Fratello	40	26	.606	From 12/3/04	Mitchell Anderson, Eric Musselman, Lionel Hollins
	Lionel Hollins	0	4	.000	11/26/04 to 12/1/04	Tony Barone Sr., Brendan Brown, Hal Wissel
	Hubie Brown	5	7	.417	To 11/25/04	Tony Barone Sr., Brendan Brown, Lionel Hollins, Hal Wissel
2003-04	Hubie Brown	50	32	.610		Tony Barone Sr., Brendan Brown, Lionel Hollins, Hal Wissel
2002-03	Hubie Brown	28	46	.378	From 11/15/02	Tony Barone Sr., Brendan Brown, Lionel Hollins, Hal Wissel
	Sidney Lowe	0	8	.000	To 11/11/02	Bob Staak, Scott Roth, Lionel Hollins, Mitchell Anderson
2001-02	Sidney Lowe	23	59	.280		Bob Staak, Scott Roth, Michael Adams, Mitchell Anderson
<b>VANCOUVER</b>						
2000-01	Sidney Lowe	23	59	.280		Bob Staak, Scott Roth, Michael Adams, Mitchell Anderson
1999-00	Lionel Hollins	18	42	.300	12/18/99 to 4/19/00	Jim Boylan, Jack Nolan, Lawrence Frank
	Brian Hill	4	18	.182	To 12/15/99	Lionel Hollins, Jim Boylan, Jack Nolan, Lawrence Frank
1998-99	Brian Hill	8	42	.160		Lionel Hollins, Jim Boylan, Jack Nolan
1997-98	Brian Hill	19	63	.232		Lionel Hollins, Jim Boylan, Jack Nolan
1996-97	Stu Jackson	6	33	.154	1/25/97 to 4/19/97	Lionel Hollins, Rex Hughes, Jimmy Powell
	Brian Winters	8	35	.186	To 11/23/97	Lionel Hollins, Rex Hughes, Jimmy Powell
1995-96	Brian Winters	15	67	.183		Lionel Hollins, Rex Hughes, Jimmy Powell

Total Wins	Head Coach	Won	Lost	Pct
1999-2000, 2004, 2009-11	Lionel Hollins	117	150	.438
2004-2006	Mike Fratello	95	83	.534
2002-2004	Hubie Brown	83	85	.494
2000-2002	Sidney Lowe	46	126	.267
2007-09	Marc Iavaroni	33	90	.268
1997-1999	Brian Hill	31	123	.201
1995-1997	Brian Winters	23	102	.184
2006-2007	Tony Barone	16	36	.308
1997	Stu Jackson	6	33	.154
2009	Johnny Davis	0	2	.000



## Grizzlies & Opponents Statistics By Season

### GRIZZLIES

Season	G	Min	FG	FGA	Pct	FT	FTA	Pct	Off	Def	Total	Ast	PF	Stl	TO	Blk	Pts	Avg
<b>MEMPHIS</b>																		
2010-11	82	19880	3200	6801	.471	1486	1981	.750	970	2391	3361	1691	1705	771	1145	441	8195	99.9
2009-10	82	19905	3223	6875	.469	1614	2202	.733	1070	2496	3566	1543	1655	645	1248	399	8404	102.5
2008-09	82	19805	2865	6311	.454	1570	2077	.756	847	2337	3184	1423	1777	615	1252	385	7698	93.9
2007-08	82	19805	3060	6737	.454	1517	2097	.723	848	2567	3415	1574	1592	503	1251	386	8257	100.7
2006-07	82	19980	2998	6448	.465	1835	2410	.761	866	2375	3241	1680	1827	564	1343	407	8331	101.6
2005-06	82	19855	2746	6125	.448	1476	2077	.711	834	2379	3213	1586	1757	600	1134	442	7558	92.2
2004-05	82	19705	2802	6271	.447	1526	2024	.754	887	2307	3194	1716	1910	699	1197	476	7661	93.4
2003-04	82	19880	2963	6657	.445	1557	2143	.727	1047	2381	3428	1915	1903	795	1226	565	7930	96.7
2002-03	82	19930	3049	6743	.452	1430	1936	.739	943	2466	3409	1892	1678	651	1262	500	7995	97.5
2001-02	82	19780	2851	6535	.436	1334	1883	.708	984	2413	3397	1785	1571	646	1344	488	7372	89.9
<b>Mem</b>	<b>820</b>	<b>198525</b>	<b>29757</b>	<b>65503</b>	<b>.454</b>	<b>15345</b>	<b>20830</b>	<b>.737</b>	<b>9296</b>	<b>24112</b>	<b>33408</b>	<b>16805</b>	<b>17375</b>	<b>6489</b>	<b>12402</b>	<b>4489</b>	<b>79401</b>	<b>96.8</b>

### VANCOUVER

2000-01	82	19780	2870	6539	.439	1457	1892	.770	894	2431	3325	1899	1733	586	1291	359	7522	91.7
1999-00	82	19855	2892	6441	.449	1594	2060	.774	1005	2324	3329	1700	1881	608	1381	346	7702	93.9
1998-99	50	12175	1643	3838	.428	1009	1408	.717	650	1359	2009	964	1123	420	848	199	4443	88.9
1997-98	82	19830	3006	6567	.458	1586	2145	.739	1081	2313	3394	1960	1809	614	1405	349	7923	96.6
1996-97	82	19780	2819	6453	.437	1230	1734	.709	1023	2155	3178	1862	1755	657	1301	464	7313	89.2
1995-96	82	19880	2772	6483	.428	1446	1998	.724	957	2170	3127	1706	1852	728	1347	333	7362	89.8
<b>Total</b>	<b>1280</b>	<b>309825</b>	<b>45759</b>	<b>101824</b>	<b>.449</b>	<b>23667</b>	<b>32067</b>	<b>.738</b>	<b>13906</b>	<b>36864</b>	<b>50770</b>	<b>26896</b>	<b>27528</b>	<b>10122</b>	<b>19975</b>	<b>6539</b>	<b>121666</b>	<b>95.1</b>

### THREE-POINT FG

1995-96: 372-1129 .329; 1996-97: 445-1274 .349; 1997-98: 325-898 .362; 1998-99: 148-453 .327; 1999-00: 324-898 .361; 2000-01: 325-947 .343;  
 2001-02: 336-1096 .307; 2002-03: 467-1279 .365; 2003-04: 447-1314 .340; 2004-05: 531-1486 .357; 2005-06: 590-1578 .374; 2006-07: 500-1362 .367;  
 2007-08: 620-1779 .349; 2008-09: 398-1106 .360; 2009-10: 344-1020 .337; 2010-11: 309-926 .334 **MEMPHIS TOTAL: 4542-12946 .351;**  
**FRANCHISE TOTAL: 6481-18545 .349**

### DISQUALIFICATIONS

1995-96: 14; 1996-97: 8; 1997-98: 10; 1998-99: 7; 1999-00: 19; 2000-01: 12; 2001-02: 11; 2002-03: 16; 2003-04: 24; 2004-05: 9; 2005-06: 17;  
 2006-07: 20; 2007-08: 14; 2008-09: 11; 2009-10: 13; 2010-11: 8 **MEMPHIS TOTAL: 143; FRANCHISE TOTAL: 203**

### OPPONENTS

Season	G	Min	FG	FGA	Pct	FT	FTA	Pct	Off	Def	Total	Ast	PF	Stl	TO	Blk	Pts	Avg
<b>MEMPHIS</b>																		
2010-11	82	19880	2967	6489	.457	1482	1948	.761	905	2387	3292	1724	1754	613	1367	505	8003	97.6
2009-10	82	19905	3277	6849	.478	1402	1858	.755	907	2349	3256	1875	1840	635	1165	501	8528	104.0
2008-09	82	19805	3018	6378	.473	1574	2043	.770	842	2431	3273	1735	1786	632	1194	443	8146	99.3
2007-08	82	19805	3394	7076	.480	1387	1791	.774	932	2721	3653	1963	1842	711	1096	403	8766	106.9
2006-07	82	19980	3287	6761	.486	1603	2113	.759	965	2483	3448	2062	1992	681	1253	450	8753	106.7
2005-06	82	19855	2691	6172	.436	1465	1942	.754	927	2404	3331	1605	1867	597	1213	456	7255	88.5
2004-05	82	19705	2684	6215	.432	1679	2179	.771	993	2387	3380	1633	1853	612	1303	476	7473	91.1
2003-04	82	19880	2859	6550	.436	1643	2150	.764	1099	2508	3607	1674	1891	673	1395	461	7730	94.3
2002-03	82	19930	3224	7008	.460	1381	1819	.759	1126	2555	3681	1991	1782	714	1213	430	8260	100.7
2001-02	82	19780	3119	6829	.457	1346	1788	.753	1135	2560	3695	1961	1784	781	1207	457	7982	97.3
<b>Mem</b>	<b>820</b>	<b>198525</b>	<b>30520</b>	<b>66327</b>	<b>.460</b>	<b>14962</b>	<b>19631</b>	<b>.762</b>	<b>9831</b>	<b>24785</b>	<b>34616</b>	<b>18223</b>	<b>18391</b>	<b>6649</b>	<b>12406</b>	<b>4582</b>	<b>80896</b>	<b>98.7</b>

### VANCOUVER

2000-01	82	19780	3143	6791	.463	1317	1798	.732	1052	2534	3586	1935	1768	710	1217	476	7992	97.5
1999-00	82	19855	3136	6613	.474	1530	1989	.769	970	2336	3306	1932	1912	725	1234	519	8163	99.5
1998-99	50	12175	1813	3917	.463	1021	1400	.729	673	1456	2129	1189	1164	490	779	328	4876	97.5
1997-98	82	19830	3230	6797	.475	1634	2233	.732	1144	2358	3502	2101	1832	836	1163	538	8522	103.9
1996-97	82	19780	3092	6556	.472	1468	2018	.727	1206	2426	3632	1974	1593	725	1251	461	8152	99.4
1995-96	82	19880	3080	6486	.475	1561	2129	.733	1102	2550	3652	1988	1785	698	1423	474	8180	99.8
<b>Total</b>	<b>1280</b>	<b>309825</b>	<b>48014</b>	<b>103397</b>	<b>.464</b>	<b>23493</b>	<b>31198</b>	<b>.753</b>	<b>15978</b>	<b>38445</b>	<b>54423</b>	<b>29297</b>	<b>28445</b>	<b>10633</b>	<b>19473</b>	<b>7378</b>	<b>126761</b>	<b>99.0</b>

### THREE-POINT FG

1995-96: 459-1226 .374; 1996-97: 500-1369 .365; 1997-98: 428-1111 .385; 1998-99: 229-653 .351; 1999-00: 361-1083 .333; 2000-01: 389-1075 .362;  
 2001-02: 398-1112 .358; 2002-03: 431-1188 .363; 2003-04: 369-1091 .338; 2004-05: 426-1215 .351; 2005-06: 408-1223 .334; 2006-07: 576-1480 .389;  
 2007-08: 591-1625 .364; 2008-09: 536-1510 .355; 2009-10: 572-1618 .354; 2010-11: 587-1592 .369 **MEMPHIS TOTAL: 4894-13654 .358;**  
**FRANCHISE TOTAL: 7260-20171 .360**

### DISQUALIFICATIONS

1995-96: 9; 1996-97: 15; 1997-98: 12; 1998-99: 15; 1999-00: 28; 2000-01: 16; 2001-02: 12; 2002-03: 21; 2003-04: 26; 2004-05: 15; 2005-06: 14;  
 2006-07: 26; 2007-08: 12; 2008-09: 11; 2009-10: 19; 2010-11: 12 **MEMPHIS TOTAL: 168; FRANCHISE TOTAL: 263**



## NBA Statistical Rank by Season

Offensive	95-96	96-97	97-98	98-99	99-00	00-01	01-02	02-03	03-04	04-05	05-06	06-07	07-08	08-09	09-10	10-11
Points per gm	29	28	10	24	26	25	27	8	7	23	27	6	10	29	7	12
Field Goal Pct	27	26	9	19	18	17	21	8	8	16	20	8	15	21	9	6
Free Throw Pct	22	27	16	20	8	6	28	24	24	19	27	13	26	22	25	23
3-Pt Field Goal Pct	28	23	6	21	13	21	28	7	20	12	8	7	22	21	26	27
Off Rebounds per gm	22	15	12	12	19	26	16	20	3	25	25	23	22	24	1	6
Tot Rebounds per gm	28	27	15	23	28	24	24	19	17	30	28	26	18	30	4	16
Assists per gm	25	10	6	23	24	8	16	6	5	20	22	19	28	30	29	T-21
Steals per gm	5	15	26	16	21	23	16	14	1	5	10	23	28	T-9	7	1
Turnovers per gm	20	16	28	29	25	20	27	20	16	19	8	26	28	24	27	T-12
Blocks per gm	24	6	24	27	26	25	7	4	2	5	8	13	17	18	18	7

Defensive	95-96	96-97	97-98	98-99	99-00	00-01	01-02	02-03	03-04	04-05	05-06	06-07	07-08	08-09	09-10	10-11
Points per gm	15	21	28	26	17	26	21	27	15	4	1	29	28	14	24	13
Field Goal Pct	22	26	27	27	28	26	23	28	13	6	6	30	30	25	24	14
Free Throw Pct	8	4	11	16	27	4	18	14	24	27	25	22	29	16	12	11
3-Pt Field Goal Pct	21	19	29	22	4	22	19	23	9	11	2	30	18	10	15	24
Off Rebounds per gm	23	29	25	27	8	26	29	27	29	20	16	23	21	7	15	18
Tot Rebounds per gm	28	27	23	20	3	24	27	25	26	11	14	21	27	7	7	8
Assists per gm	23	25	28	29	21	26	25	29	8	6	10	29	28	17	23	14
Steals per gm	21	24	29	28	25	28	29	24	21	16	18	30	30	20	24	20
Turnovers per gm	20	22	23	14	17	17	13	13	3	4	9	11	22	10	17	1
Blocks per gm	24	26	29	29	28	21	20	22	25	29	29	30	18	25	28	30

Combination	95-96	96-97	97-98	98-99	99-00	00-01	01-02	02-03	03-04	04-05	05-06	06-07	07-08	08-09	09-10	10-11
Scoring differential	28	29	25	27	26	26	28	22	9	8	6	30	24	26	17	10
Rebound percentage	29	29	22	23	16	27	27	28	23	28	25	25	25	19	1	8

## All-Time Monthly Team Highs &amp; Lows

Grizzlies on Offense	Highest	Month(s)	Lowest	Month(s)
Points Per Game	111.3 108.9 106.8	January 2007 April 2007 December 2009	84.3 85.0	February 2002 May 1999
Points Differential	+10.7 +9.2	April 2006 January 2005	-14.0	May 1999
Field Goal Pct	.501	January 2007	.397	May 1999
3-Pt Field Goal Pct	.471	December 1997	.225	February 2002
Free Throw Pct	.810	January 2000	.674 .676	April 2008 November 2005
Rebounds Per Game	45.5	December 2009	35.7	December 2006
Assists Per Game	26.3	March 2003	15.6	October/November 2008
Steals Per Game	11.27	March 2004	5.53	October/November 2007
Turnovers Per Game	18.9	March 2000	11.4	December 2008
Blocks Per Game	8.00	December 2003	2.94	March 1996

Grizzlies on Defense (Allowed)	Highest	Month(s)	Lowest	Month(s)
Points Per Game	118.2 112.1	January 2007 April 2008	85.2 86.9	April 2006 January 2006
Field Goal Pct	.509	April 1998	.413 .420	April 2006 January 2005
3-Pt Field Goal Pct	.436	February 2007	.275	May 1999
Free Throw Pct	.817	April 2000	.660	April 1998
Rebounds Per Game	49.9	December 2001	36.0	March 2011
Assists Per Game	29.7	April 1998	18.6	December 2005
Turnovers Per Game (Forced)	19.3	February 2005	11.6	April 1997



## Margins, Leads & Deficits

Margin of Victory	Diff	Game	Diff	Game
All Games	+47	Mem vs NJ, 12/13/03 (110-63)	-49	Van at SA, 11/8/95 (62-111)
	+33	Mem vs Cha, 12/15/10 (113-80)	-47	Van vs Ind, 12/4/96 (80-127)
At Home	+47	Mem vs NJ, 12/13/03 (110-63)	-47	Van vs Ind, 12/4/96 (80-127)
On The Road	+30	Mem at Tor, 4/6/05 (104-74)	-49	Van at SA, 11/8/95 (62-111)
Leads & Deficits	Lead	Game	Def	Game
All Games	+48	Mem vs NJ, 12/13/03 (110-62 0:31 left 4th Q)	-49	Van at SA, 11/8/95 (54-103 2:03 left 4th Q)
	+37	Mem vs Ind, 3/21/06 (99-62, 6:06 left in 4th Q)	-48	Van vs Sea, 4/3/98
	+37	Mem at Tor, 4/6/05 (99-62 4:33 left in 4th Q)	-47	(2) Mem at Por, 1/24/02*
	+37	Mem vs Min, 12/1/07 (101-64, 5:13 left in 4th Q)		
At Home	+48	Mem vs NJ, 12/13/03	-48	Van vs Sea, 4/3/98
On The Road	+37	Mem at Tor, 4/6/05	-49	Van at SA, 11/8/95
After 1st Quarter	+21	(2) Mem vs Tor, 12/30/06 (39-18)*	-27	Mem at Was, 12/26/06 (18-45)
At the Half	+29	Mem vs Atl, 3/16/03 (70-41)	-33	Mem at Chi, 1/13/07 (38-71)
After 3rd Quarter	+33	(2) Mem at Tor, 4/6/05 (87-54)*	-45	Mem at Por, 1/24/02 (50-95)
Point Differential	Diff	Game	Diff	Game
In 1st Quarter	+21	(2) Mem vs Tor, 12/30/06 (39-18)*	-27	Mem at Was, 12/26/06 (18-45)
In 2nd Quarter	+20	(2) Mem at Mil, 4/4/09 (38-18)*	-27	Mem at LAC, 1/20/07 (12-39)
In 3rd Quarter	+24	Mem vs LAL, 1/9/07 (46-22)	-23	(2) Mem vs Cle, 3/14/07 (12-35)*
In 4th Quarter	+23	Mem vs Cha, 11/3/06 (36-13)	-26	Van at Pho, 5/1/99 (12-38)
In 1st Half	+29	Mem vs Atl, 3/16/03 (70-41)	-33	Mem at Chi, 1/13/07 (38-71)
In 2nd Half	+30	(2) Mem vs NJ, 12/13/03 (65-35)*	-33	Van at SA, 11/8/95 (34-67)
Comebacks	From	Game	From	Game
All Games	-25	Mem at Por, 3/25/02 (down 25, won 103-100)	+23	Mem vs LAL, 4/4/03 (led by 23, lost 101-102)
	-24	Mem at Cle, 11/29/03 (down 24, won 122-115)	+21	Mem at Sea, 11/14/04 (led by 21, lost 113-118)
At Home	-23	Van vs NJ, 1/29/00 (down 23, won 97-86)	+23	Mem vs LAL, 4/4/03 (led by 23, lost 101-102)
On The Road	-25	Mem at Por, 3/25/02 (down 25, won 103-100)	+21	Mem at Sea, 11/14/04 (led by 21, lost 113-118)
Points Streaks	Lead	Game	Def	Game
Consecutive Points	21-0	Mem vs NJ, 1/13/06 (2nd/3rd Q, 5:13 span)	0-25	Mem vs Sac, 4/10/07 (1st Q, 5:36 span)
	21-0	Van vs LAC, 4/4/01 (3rd Q, 7:17 span)	0-20	(4) Mem at LAC, 11/29/06 (1st/2nd Q, 4:52 span)*
	21-0	Van vs NJ, 1/29/01 (3rd/4th Q, 7:32 span)		
	21-0	Mem at Por, 11/27/09 (1st/2nd Q, 8:14 span)		
At Home	21-0	(2) Mem vs NJ, 1/13/06 (2nd/3rd Q, 5:13 span)*	0-25	Mem vs Sac, 4/10/07 (1st Q, 5:36 span)
On The Road	21-0	Mem at Por, 11/27/09 (1st/2nd Q, 8:14 span)	0-20	(3) Mem at LAC, 11/29/06 (1st/2nd Q, 5:03 span)*
Scoreless	9:05	Van at NY, 3/18/97 (4th Q)	8:59	Mem at Uta, 12/26/05 (3rd/4th Q)
Without a FG	10:38	Mem vs LAC, 12/14/07 (3rd/4th Q)	12:15	Van vs Chi, 2/4/00 (3rd/4th Q)

\* Most recent occurrence

## Team Scoring Records

### SCORING HIGHS

Scoring Highs	Grizzlies	Game	Date	Opp	Game	Date
Game, Overall	144	Mem vs GS	1/3/07	138	Van vs Sea	4/3/98
Game, Regulation	144	Mem vs GS	1/3/07	138	Van vs Sea	4/3/98
1st Quarter	41	Mem vs Chi	3/12/03	45	Mem at Was	12/26/06
2nd Quarter	42	Mem at Sea	11/14/04	44	(2) Mem at GS*	3/24/10
3rd Quarter	46	Mem vs LAL	1/9/07	43	Van vs Sea	1/4/98
4th Quarter	43	Mem vs GS	1/3/07	41	Van at LAL	3/29/99
1st Half	74	(2) Mem vs NY*	4/2/08	78	Mem at GS	3/24/10
2nd Half	77	Mem vs GS	1/3/07	73	Mem vs Pho	4/8/08
1st Overtime	22	Mem vs Mia	2/28/03	20	Van at Tor	2/22/98
2nd Overtime	19	Mem vs Sea	12/18/06	19	Mem vs Por	1/27/07
3rd Overtime	13	Van vs Bos	2/17/99	15	Van vs Bos	2/17/99

### SCORING LOWS

Scoring Lows	Grizzlies	Game	Date	Opp	Game	Date
Game, Overall	62	Van at SA	11/8/95	63	Mem vs NJ	12/13/03
1st Quarter	7	Van vs Atl	3/1/98	8	Mem vs NJ	2/12/03
2nd Quarter	7	Mem at NJ	1/2/02	8	(3) Mem at Min*	12/29/08
3rd Quarter	7	(2) Van vs Chi*	1/27/98	10	(2) Mem at Orl*	4/8/09
4th Quarter	6	Mem vs Pho	2/21/02	7	Mem at Pho	11/11/06
1st Half	24	Van at Dal	3/13/99	26	Mem at Hou	12/3/05
2nd Half	23	Van at SA	11/11/00	24	(2) Mem at LAL*	12/20/04
1st Overtime	0	Van vs Ind	12/1/00	4	Van vs Por	12/15/95
2nd Overtime	2	Mem vs Mia	2/19/10	4	Mem at Uta	1/12/02
3rd Overtime	9	Mem vs NY	11/1/06	10	Mem vs NY	11/1/06

### COMBINED

Total Points	Highs	Game	Date	Lows	Game	Date
Game, Overall	279	Mem vs GS (144-135)	1/3/07	134	Van vs Mia (69-65)	1/13/96
Game, Regulation	279	Mem vs GS (144-135)	1/3/07	134	Van vs Mia (69-65)	1/13/96
One Quarter	81	Mem vs Pho (2nd, 37-44)	1/15/07	22	Van vs Pho (14-8)	11/14/96
One Half	148	Mem vs Pho (1st, 72-76)	1/15/07	61	Van vs Mia (37-24)	1/13/96
Overtime	35	Mem vs Por (2nd, 16-19)	1/27/07	9	Mem vs Den (6-3)	2/25/05

### OTHER

Highs	Grizzlies	Game	Date	Opp	Game	Date
Starters Scoring	111	Mem at NY	2/27/10	123	Mem at NO	2/21/03
Bench Scoring	72	(2) Mem at Uta*	1/24/07	71	(2) Mem at Uta*	2/28/02
Fast Break Pts	39	(2) Mem vs LAL*	1/9/07	53	Mem vs Pho	1/18/10
2nd Chance Pts	29	Mem at Por	3/3/04	32	Van vs Sac	11/18/96
Pts In The Paint	78	Mem vs Sac	2/26/11	74	(2) Mem at Uta*	1/24/07
Players In Dbl Figs	8	(2) Mem vs NY*	4/2/08			
Players With Dbl Dbls	4	(2) Mem vs Chi*	1/21/08			

Lows	Grizzlies	Game	Date	Opp	Game	Date
Starters Scoring	27	Mem vs Uta	12/22/02	32	Mem vs Was	11/23/02
Bench Scoring	0	Van vs Min	4/14/00	2	(2) Mem at NO*	2/21/03
Fast Break Pts	0	(4) Mem at LAL*	3/3/09	0	(3) Mem at LAC*	3/7/05
2nd Chance Pts	0	(2) Mem vs NJ*	1/13/06	0	Mem vs Cle	1/13/09
Pts In The Paint	12	Van vs Uta	3/25/00	14	Mem vs Orl	12/27/02

\* Most recent occurrence

INTRO

PLAYERS

OWNERSHIP

FRONT  
OFFICE

MEDIA

COMMUNITY  
INVESTMENT

HISTORY

PLAYOFFS

REVIEW

OPPONENTS

NBA



## Grizzlies All-Time Season & Single-Game Highs

	Points	3-Pt Field Goal Pct	Defensive Rebounds
Season	8,404 2009-10 (Mem) 8,331 2006-07 (Mem) 8,257 2007-08 (Mem)	.374 2005-06 (Mem) .367 2006-07 (Mem) .365 2002-03 (Mem)	2,567 2007-08 (Mem) 2,496 2009-10 (Mem) 2,466 2002-03 (Mem)
Game	144 Mem vs GS, 1/3/07 136 Mem at Atl, 3/29/04 (2ot) 135 Mem vs Min, 1/15/10	.833 Mem at Mia, 12/10/02 (5/6) .800 Van at Bos, Jan 9/00 (8/10) .778 Van vs SA, Mar 20/99 (7/9)	48 Mem vs GS, 11/12/04 44 (3) Mem vs NO, 2/9/09*
Half	77 Mem vs GS, 1/3/07 (2nd)	1.000 (Many times) Mem at NO, 4/1/11 (2nd)*	27 Van vs LAC, 3/23/98 (1st)
Quarter	46 Mem vs LAL, 1/9/07 (3rd)	1.000 (Many times) Mem at NO, 4/1/11 (4th)*	15 (3) Mem at GS, 11/4/09 (1st)*
OT	22 Mem vs Mia, 2/28/03	1.000 (6) Mem at NO, 12/7/07*	7 (3) Mem at Tor, 2/17/10*
	Field Goals Made	Free Throws Made	Assists
Season	3,851 2002-03 (Mem) 3,223 2009-10 (Mem) 3,200 2010-11 (Mem)	1,835 2006-07 (Mem) 1,614 2009-10 (Mem) 1,594 1999-00 (Van)	1,960 1997-98 (Van) 1,915 2003-04 (Mem) 1,899 2000-01 (Van)
Game	55 Mem vs Min, 1/15/10 53 Mem vs GS, 1/3/07 52 (4) Mem vs Sac, 2/26/11*	45 Van vs Bos, 2/17/99 (3ot) 40 (3) Van vs Pho, 1/12/00*	40 Van at Pho, 4/19/97 38 Mem vs GS, 1/3/07 37 (2) Mem at Min, 4/18/07*
Half	32 Mem vs Den, 3/21/97 (1st)	32 Van at Tor, 1/9/00 (2nd)	25 Van at Pho, 4/19/97 (1st)
Quarter	18 (3) Mem at Dal, 3/6/11 (3rd)*	22 Van vs LAC, 11/11/97 (4th)	14 (2) Mem at Min, 1/15/10 (3rd)*
OT	7 (2) Mem vs Por, 1/27/07 (2nd)*	11 Mem vs Mia, 2/28/03	6 Mem vs Min, 4/19/06 (2nd)
	Field Goal Atts	Free Throw Atts	Personal Fouls
Season	6,875 2009-10 (Mem) 6,801 2010-11 (Mem) 6,743 2002-03 (Mem)	2,410 2006-07 (Mem) 2,145 1997-98 (Van) 2,143 2003-04 (Mem)	1,910 2004-05 (Mem) 1,903 2003-04 (Mem) 1,881 1999-00 (Van)
Game	105 Mem vs NY, 11/1/06 103 Mem at Den, 4/16/08 101 Van at LAC, 4/7/98	51 Mem vs Ind, 11/3/07 50 Van vs Bos, 2/17/99 (3ot) 49 (2) Mem vs LAL, 1/9/07*	37 Mem vs Den, 2/25/05 (ot) 35 Van vs Bos, 2/17/99 (3ot) 35 Mem at Atl, 3/29/04 (2ot)
Half	56 Van at LAC, 4/7/98 (2nd)	39 Van vs Bos, 2/14/97 (2nd)	20 (4) Mem at GS, 11/7/08 (2nd)*
Quarter	32 Van at Tor, 2/22/98 (2nd)	32 Van vs LAC, 11/11/97 (4th)	14 (2) Mem vs Den, 1/27/09 (2nd)*
OT	15 Mem at Mil, 3/28/10	14 Mem vs LAC, 1/28/02	9 Mem vs Cle, 1/15/08
	Field Goal Pct	Free Throw Pct	Steals
Season	.471 2010-11 (Mem) .469 2009-10 (Mem) .465 2006-07 (Mem)	.774 1999-00 (Van) .770 2000-01 (Van) .756 2008-09 (Mem)	795 2003-04 (Mem) 771 2010-11 (Mem) 728 1995-96 (Van)
Game	.620 Mem vs NJ, 12/13/03 (44/71) .612 Mem vs Cle, 3/19/03 (52/85) .608 Mem vs Chi, 3/12/03 (48/79)	1.000 (7) Mem vs Pho, 2/26/08 (13/13)*	22 Mem vs Min, 10/30/10 19 (3) Mem vs SA, 3/9/04
Half	.718 Van at Atl, 3/13/01 (2nd) (28/39)	1.000 (Many times) Mem vs NY, 3/9/11 (1st) (14/14)*	14 Mem vs Min, 10/30/10 (2nd)
Quarter	.875 Van vs Sac, 4/12/96 (2nd) (14/16)	1.000 (Many times) Mem at LAC, 4/13/11 (4th) (4/4)*	8 Mem at Phi, 1/28/11 (4th)
OT	1.000 Mem vs LAC, 1/28/02 (5/5)	1.000 (Many times) Mem at Hou, 2/5/11 (2/2)*	2 (Many times) Mem at Pho, 11/5/10 (1st)*
	3-Pt Field Goals Made	Total Rebounds	Turnovers
Season	620 2007-08 (Mem) 590 2005-06 (Mem) 531 2004-05 (Mem)	3,566 2009-10 (Mem) 3,428 2003-04 (Mem) 3,415 2007-08 (Mem)	1,405 1997-98 (Van) 1,381 1999-00 (Van) 1,347 1995-96 (Van)
Game	16 Mem at Uta, 1/24/07 15 (4) Mem vs NY, 4/2/08*	64 Mem vs NO, 2/9/09 62 Mem vs GS, 11/12/04 61 Van vs LAC, 3/23/98	32 Van at Sea, 12/21/95 31 (3) Mem vs Pho, 12/8/02*
Half	11 Mem at Uta, 1/24/07 (2nd)	36 Van vs LAC, 3/23/98 (1st)	18 Van at Sea, 12/21/95 (2nd)
Quarter	6 (6) Mem vs GS, 3/20/10 (3rd)*	24 (2) Mem vs OKC, 12/11/09 (3rd)*	11 Van at Sea, 11/17/96 (1st)
OT	3 (3) Mem at GS, 2/21/07*	9 Van vs Was, 2/14/98	4 (4) Mem vs Ind, 12/1/00*
	3-Pt Field Goal Atts	Offensive Rebounds	Blocks
Season	1,779 2007-08 (Mem) 1,578 2005-06 (Mem) 1,486 2004-05 (Mem)	1,081 1997-98 (Van) 1,070 2009-10 (Mem) 1,047 2003-04 (Mem)	565 2003-04 (Mem) 500 2002-03 (Mem) 488 2001-02 (Mem)
Game	36 Mem at Den, 4/16/08 34 Mem at GS, 2/21/07 33 Mem vs NY, 4/2/08	28 Van at Tor, 2/22/98 28 Mem vs Por, 12/7/03 27 (2) Mem at GS, 3/2/03*	17 Mem vs GS, 11/12/04 16 Mem vs Den, 4/9/02 15 (4) Mem vs Mil, 4/7/06*
Half	21 Mem at Den, 4/16/08 (1st)	19 Mem vs Sac, 2/20/09 (2nd)	13 Mem vs GS, 11/12/04 (1st)
Quarter	13 Mem at Den, 4/16/08 (2nd)	12 Mem vs Por, 12/7/03 (4th)	9 Mem vs GS, 11/12/04 (2nd)
OT	7 Mem vs NO, 1/30/10	6 (2) Mem vs NO, 1/30/10*	3 Van at LAC, 3/25/97

\* Most recent occurrence



## Grizzlies All-Time Season &amp; Single-Game Lows

	Points	3-Pt Field Goal Pct	Defensive Rebounds
Season	4,443 1998-99 (Van) 7,313 1996-97 (Van) 7,362 1995-96 (Van)	.307 2001-02 (Mem) .327 1998-99 (Van) .329 1995-96 (Van)	1,359 1998-99 (Van) 2,155 1996-97 (Van) 2,170 1995-96 (Van)
Game	62 Van at SA, 11/8/95 66 (4) Mem at Por, 3/28/09*	.000 (Many times) Mem vs Ind, 3/19/11 (0/9)*	14 Van at Uta, 2/28/01 16 (4) Van at NY, 3/7/00*
Half	23 Van at SA, 11/11/00 (2nd)	.000 (Many times) Mem at LAC, 4/13/11 (1st)*	4 Van at Mia, 11/25/95 (2nd)
Quarter	6 Mem vs Pho, 2/21/02	.000 (Many times) Mem at LAC, 4/13/11 (2nd)*	1 (7) Mem vs Atl, 12/15/06 (4th)*
OT	0 Van vs Ind, 12/1/00	.000 (Many times) Mem at OKC, 2/8/11*	0 (2) Mem at Cle, 11/29/03*
	Field Goals Made	Free Throws Made	Assists
Season	1,643 1998-99 (Van) 2,746 2005-06 (Mem) 2,772 1995-96 (Van)	1,009 1998-99 (Van) 1,230 1996-97 (Van) 1,334 2001-02 (Mem)	964 1998-99 (Van) 1,423 2008-09 (Mem) 1,543 2009-10 (Mem)
Game	21 Mem at Chi, 1/13/07 22 (3) Van vs Por, 4/17/97*	3 Van at Den, 12/20/96 3 Mem vs Hou, 11/30/01 4 (4) Mem vs Was, 12/11/01*	7 Mem at Ori, 4/8/09 8 Van at SA, 11/8/95 8 Mem at Uta, 2/28/02
Half	7 (2) Van vs Por, 2/8/99 (2nd)*	0 (5) Mem at Por, 3/28/09 (1st)*	1 Mem at Ori, 4/8/09 (2nd)
Quarter	1 Van at Mia, 1/4/00 (4th)	0 (Many times) Mem at Por, 4/12/11 (1st)*	0 (7) Mem at Hou, 2/5/11 (4th)*
OT	0 Van vs Ind, 12/1/00	0 (Many times) Mem vs Bos, 11/13/10*	0 (Many times) Mem at SA, 12/18/10*
	Field Goal Atts	Free Throw Atts	Personal Fouls
Season	3,838 1998-99 (Van) 6,125 2005-06 (Mem) 6,271 2004-05 (Mem)	1,408 1998-99 (Van) 1,734 1996-97 (Van) 1,883 2001-02 (Mem)	1,123 1998-99 (Van) 1,571 2001-02 (Mem) 1,592 2007-08 (Mem)
Game	56 Mem vs SA, 2/24/06 58 Mem vs Uta, 1/30/04 59 (2) Mem vs Bos, 3/14/06*	4 Mem vs Hou, 11/30/01 5 Van vs Cha, 12/9/96 7 Mem at LAC, 4/16/02	8 Mem at Tor, 11/28/07 8 Mem vs NY, 11/12/08 9 Mem at Cha, 1/19/08
Half	24 Mem vs Uta, 1/30/04 (2nd)	0 (5) Mem at Por, 3/28/09 (1st)*	2 (2) Mem vs Mia, 11/20/10 (1st)*
Quarter	10 (2) Mem at Uta, 3/11/05 (4th)*	0 (Many times) Mem at Por, 4/12/11 (1st)*	0 (Many times) Mem at OKC, 2/8/11 (3rd)*
OT	2 Van vs Bos, 2/17/99 (3rd)	0 (Many times) Mem vs Bos, 11/13/10*	0 (Many times) Mem at NO, 1/19/11*
	Field Goal Pct	Free Throw Pct	Steals
Season	.428 1995-96 (Van) .428 1998-99 (Van) .436 2001-02 (Mem)	.708 2001-02 (Mem) .709 1996-97 (Van) .711 2005-06 (Mem)	420 1998-99 (Van) 503 2007-08 (Mem) 564 2006-07 (Mem)
Game	.280 Mem at NJ, 1/2/02 (28/100) .282 Van at SA, 11/8/95 (22/78) .304 (2) Mem at Chi, 1/13/07*	.333 Van at Den, 12/20/96 (3/9) .375 Van at Min, 2/6/97 (6/16) .438 Van vs Pho, 4/7/96 (7/16)	0 Van vs Cle, 1/13/01 1 (4) Mem at Dal, 2/8/08*
Half	.163 Van vs Por, 2/8/99 (2nd) (7/43)	.000 (5) Mem at Por, 3/28/09 (1st)*	0 (Many times) Mem at Por, 4/12/11 (2nd)*
Quarter	.083 Van at Mia, 1/4/00 (4th) (1/12)	.000 (Many times) Mem at Por, 4/12/11 (1st)*	0 (Many times) Mem at LAC, 4/13/11 (3rd)*
OT	.000 Van vs Ind, 12/1/00 (0/8)	.000 (Many times) Mem at Sac, 11/2/09*	0 (Many times) Mem at Hou, 2/5/11*
	3-Pt Field Goals Made	Total Rebounds	Turnovers
Season	148 1998-99 (Van) 309 2010-11 (Mem) 324 1999-00 (Van)	2,009 1998-99 (Van) 3,127 1995-96 (Van) 3,178 1996-97 (Van)	848 1998-99 (Van) 1,134 2005-06 (Mem) 1,145 2010-11 (Mem)
Game	0 (Many times) Mem vs Ind, 3/19/11*	21 Mem at Den, 3/6/06 22 Mem at NOK, 3/31/06 23 (2) Mem vs Por, 4/7/09*	4 Mem vs LAL, 12/21/01 4 Mem vs Pho, 12/17/05 5 (4) Mem vs Tor, 2/21/06*
Half	0 (Many times) Mem at LAC, 4/13/11 (1st)*	6 (2) Mem at Dal, 3/6/06 (2nd)*	1 (3) Mem vs NJ, 12/21/10 (1st)*
Quarter	0 (Many times) Mem at LAC, 4/13/11 (2nd)*	1 Van vs Dal, 2/17/97 (1st)	0 (Many times) Mem at Chi, 3/25/11 (2nd)*
OT	0 (Many times) Mem vs Mia, 2/19/10 (2nd)*	1 (3) Mem at SA, 12/18/10*	0 (Many times) Mem at OKC, 2/8/11*
	3-Pt Field Goal Atts	Offensive Rebounds	Blocks
Season	453 1998-99 (Van) 898 1997-98 (Van) 898 1999-00 (Van)	650 1998-99 (Van) 847 2008-09 (Mem) 848 2007-08 (Mem)	199 1998-99 (Van) 333 1995-96 (Van) 346 1999-00 (Van)
Game	2 Van at Tor, 1/9/00 3 (3) Mem at Sac, 12/29/10*	2 Mem at Den, 3/6/06 2 Van at Tor, 2/21/99 3 (2) Mem vs NY, 4/2/08*	0 (Many times) Mem at Atl, 12/3/08*
Half	0 (3) Mem vs Den, 2/13/11 (2nd)	0 (6) Mem at Den, 12/5/10 (1st)*	0 (Many times) Mem at Por, 4/12/11 (1st)*
Quarter	0 (Many times) Mem at LAC, 4/13/11 (1st)*	0 (Many times) Mem at NO, 4/11/11 (4th)*	0 (Many times) Mem at LAC, 4/13/11 (2nd)*
OT	0 (Many times) Mem at Pho, 12/8/10*	0 (Many times) Mem at NO, 1/19/11*	0 (Many times) Mem at OKC, 2/8/11*

\* Most recent occurrence

INTRO

PLAYERS

OWNERSHIP

FRONT OFFICE

MEDIA

COMMUNITY INVESTMENT

HISTORY

PLAYOFFS

REVIEW

OPONENTS

NBA



## Opponents All-Time Season &amp; Single-Game Highs

	Points	3-Pt Field Goal Pct	Defensive Rebounds
Season	8,766 2007-08 (Mem) 8,753 2006-07 (Mem) 8,522 1997-98 (Van)	.389 2006-07 (Mem) .385 1997-98 (Van) .374 1995-96 (Van)	2,721 2007-08 (Mem) 2,560 2001-02 (Mem) 2,555 2002-03 (Mem)
Game	138 Van vs Sea, 4/3/98 137 Mem vs Pho, 1/15/07 135 (2) Mem vs Por, 1/27/07 (2ot)*	.813 Van vs Sea, 1/4/98 (13/16) .800 Van vs Mil, 4/1/97 (4/5) .778 (2) Mem at Bos, 11/9/05 (7/9)*	46 Mem at Den, 4/16/08 45 Mem vs GS, 4/4/08 44 Mem at Hou, 2/29/08
Half	78 Mem at GS, 3/24/10 (1st)	1.000 (3) Mem vs Min, 1/12/07 (2nd) (3/3)*	26 Van at Det, 3/26/96 (1st)
Quarter	45 Mem at Was, 12/26/06 (1st)	1.000 (Many times) Mem at Bos, 3/23/11 (2nd)*	15 (6) Mem at Dal, 12/23/08 (1st)*
OT	20 Van at Tor, 2/22/98	1.000 (5) Mem vs Bos, 11/13/10 (1/1)*	7 (4) Mem vs Mia, 2/19/10*
	Field Goals Made	Free Throws Made	Assists
Season	3,394 2007-08 (Mem) 3,287 2006-07 (Mem) 3,230 1997-98 (Van)	1,679 2004-05 (Mem) 1,643 2003-04 (Mem) 1,634 1997-98 (Van)	2,101 1997-98 (Van) 2,062 2006-07 (Mem) 1,991 2002-03 (Mem)
Game	56 Mem at Pho, 3/11/08 54 Mem at Uta, 1/24/07 (ot) 52 (3) Mem at Pho, 11/25/09*	45 Mem at Atl, 3/29/04 (2ot) 44 Mem vs Den, 2/25/05 (ot) 40 Van at Min, 11/28/95	42 Van vs Pho, 4/12/98 39 (4) Mem at Uta, 1/6/10*
Half	30 (2) Van at Dal, 1/25/01 (1st)*	28 Mem at OKC, 1/8/11 (2nd)	25 Van vs Pho, 4/12/98 (1st)
Quarter	19 Mem vs Den, 2/13/11 (2nd)	19 Van vs Bos, 2/18/98 (4th)	15 Van at Dal, 12/23/08 (1st)
OT	6 (3) Mem at GS, 2/22/07*	13 Mem at Min, 12/29/09	4 (5) Mem at OKC, 1/28/09*
	Field Goal Atts	Free Throw Atts	Personal Fouls
Season	7,076 2007-08 (Mem) 7,008 2002-03 (Mem) 6,829 2001-02 (Mem)	2,233 1997-98 (Van) 2,179 2004-05 (Mem) 2,150 2003-04 (Mem)	1,992 2006-07 (Mem) 1,989 1999-00 (Van) 1,891 2003-04 (Mem)
Game	111 Van vs Was, 2/14/98 109 Mem at Cle, 11/29/03 108 Van vs Den, 1/9/01	53 Van vs Ind, 3/3/98 52 Mem vs Den, 2/25/05 (ot) 51 Van at Min, 11/28/95	42 Mem vs NY, 11/1/06 (3ot) 40 Van vs Bos, 2/17/99 (3ot) 38 (2) Mem vs LAC, 1/26/08 (ot)*
Half	60 Van at Bos, 2/2/97 (2nd)	35 Van vs Ind, 3/3/98	25 Van at Tor, 1/9/00
Quarter	31 (7) Mem at GS, 3/30/09 (4th)*	27 Van vs Bos, 2/18/98 (4th)	18 Van at Atl, 11/11/97 (4th)
OT	12 (2) Mem at NO, 12/7/07*	13 Mem at Min, 12/29/09	8 Mem vs LAC, 1/26/08
	Field Goal Pct	Free Throw Pct	Steals
Season	.486 2006-07 (Mem) .480 2007-08 (Van) .475 1997-98, 1995-96 (Van)	.774 2007-08 (Mem) .771 2004-05 (Mem) .770 2008-09 (Mem)	836 1997-98 (Van) 781 2001-02 (Mem) 725 1996-97, 1999-00 (Van)
Game	.658 Mem vs Cha, 12/19/08 (50/76) .640 Mem at Den, 3/6/06 (48/75) .638 Van vs Pho, 4/12/98 (51/80)	1.000 (Many times) Mem vs NY, 3/9/11 (4/4)*	20 Van at Atl, 2/20/98 19 (4) Mem vs Pho, 2/21/02*
Half	.733 Van at GS, 1/27/97 (2nd) (22/30)	1.000 (Many times) Mem vs GS, 3/30/11 (2nd) (3/3)*	14 Van at Atl, 2/20/98 (1st)
Quarter	.875 (3) Mem vs NO, 1/30/10 (3rd) (14/16)*	1.000 (Many times) Mem at Por, 4/12/11 (4th) (5/5)*	9 Van vs Sea, 4/3/98 (2nd)
OT	.857 (2) Mem vs Por, 1/27/07 (2nd) (6/7)*	1.000 (Many times) Mem at SA, 12/18/10 (2/2)*	4 (2) Van vs Bos, 2/17/99 (3rd)*
	3-Pt Field Goals Made	Total Rebounds	Turnovers
Season	591 2007-08 (Mem) 587 2010-11 (Mem) 576 2006-07 (Mem)	3,695 2001-02 (Mem) 3,681 2002-03 (Mem) 3,653 2007-08 (Van)	1,423 1995-96 (Van) 1,395 2003-04 (Mem) 1,367 2010-11 (Mem)
Game	20 Mem at NY, 3/17/11 19 Mem vs NY, 11/12/08 18 (2) Mem vs Orl, 1/23/08*	76 Van at Dal, 12/28/95 (2ot) 66 Mem at GS, 1/12/04 65 Van vs Dal, 11/13/95	30 Van at Phi, 1/5/96 (ot) 30 Mem vs NJ, 12/13/03 28 (2) Mem at Pho, 11/25/10 (2ot)*
Half	12 Mem at NY, 3/17/11 (2nd)	40 Mem vs Mil, 11/14/08 (2nd)	19 Van vs Min, 4/3/96 (2nd)
Quarter	9 Van vs Dal, 3/1/96 (3rd)	21 Van at Dal, 12/28/95 (1st)	11 (2) Mem at Phi, 1/28/11 (4th)*
OT	3 Van vs Hou, 11/29/99	9 (2) Mem vs Mia, 2/19/10 (2nd)*	3 (6) Mem at SA, 12/18/10*
	3-Pt Field Goal Atts	Offensive Rebounds	Blocks
Season	1,592 2010-11 (Mem) 1,510 2008-09 (Mem) 1,480 2006-07 (Mem)	1,206 1996-97 (Van) 1,144 1997-98 (Van) 1,135 2001-02 (Mem)	538 1997-98 (Van) 519 1999-00 (Van) 505 2010-11 (Mem)
Game	46 Mem vs GS, 1/3/07 45 Mem at LAL, 3/28/08 44 Van vs Dal, 3/1/96	37 Van at Dal, 12/28/95 (2ot) 33 Van at GS, 4/18/01 31 (2) Van at NJ, 2/4/97*	18 Van at Den, 3/15/99 16 Mem at LAL, 12/3/02 15 (4) Mem vs Den, 1/27/09*
Half	27 Van vs Dal, 3/1/96 (2nd)	20 Van at Bos, 2/2/97 (2nd)	11 Van at Den, 3/15/99 (1st)
Quarter	20 Van vs Dal, 3/1/96 (3rd)	12 (3) Mem at Uta, 12/26/05 (2nd)*	6 (Many times) Mem at Mia, 4/13/11 (2nd)*
OT	7 Mem at Min, 4/19/06 (2nd)	4 (4) Mem at Phi, 3/2/07*	3 (3) Mem at SA, 12/27/08 (2nd)*

\* Most recent occurrence

## Opponents All-Time Season &amp; Single-Game Lows

	Points	3-Pt Field Goal Pct	Defensive Rebounds
Season	4,876 1998-99 (Van) 7,255 2005-06 (Mem) 7,473 2004-05 (Mem)	.333 1999-00 (Van) .334 2005-06 (Mem) .338 2003-04 (Mem)	1,456 1998-99 (Van) 2,336 1999-00 (Van) 2,358 1997-98 (Van)
Game	63 Mem vs NJ, 12/13/03 65 Van vs Mia, 1/13/96 65 Mem vs Uta, 1/6/06	.000 (Many times) Mem at Tor, 1/24/11 (0/13)*	14 Van vs Dal, 3/31/98 16 Mem vs Was, 2/7/06 17 (4) Mem vs SA, 3/27/11*
Half	24 (2) Mem at LAL, 12/20/04 (2nd)*	.000 (Many times) Mem vs Sac, 4/8/11 (1st)*	5 (2) Van vs Dal, 3/31/98 (2nd)*
Quarter	7 Mem at Pho, 11/11/06 (4th)	.000 (Many times) Mem at LAC, 4/13/11 (4th)*	1 (7) Mem at LAC, 4/13/11 (3rd)*
OT	4 (3) Mem vs Hou, 12/13/02*	.000 (Many times) Mem at OKC, 2/8/11*	0 (4) Mem vs Pho, 12/8/10*
	Field Goals Made	Free Throws Made	Assists
Season	1,813 1998-99 (Van) 2,684 2004-05 (Mem) 2,691 2005-06 (Mem)	1,021 1998-99 (Van) 1,268 2001-02 (Mem) 1,317 2000-01 (Mem)	1,189 1998-99 (Van) 1,605 2005-06 (Mem) 1,633 2004-05 (Mem)
Game	21 Mem at Det, 1/6/05 23 (3) Mem vs Tor, 2/7/09*	3 Mem vs Pho, 12/17/05 4 (3) Mem vs NY, 3/9/11*	10 Van at Dal, 11/8/00 10 Mem at Hou, 10/29/08 11 (5) Mem vs Ind, 3/19/11*
Half	7 Mem at LAL, 12/20/04 (2nd)	0 (6) Mem vs Dal, 12/4/09 (2nd)*	3 (2) Mem vs Det, 11/24/10 (2nd)*
Quarter	1 Mem at Min, 12/29/08 (2nd)	0 (Many times) Mem vs Sac, 4/8/11 (3rd)*	0 (8) Mem vs Det, 11/24/10 (4th)*
OT	1 (Many times) Mem at Uta, 12/26/05*	0 (Many times) Mem at Hou, 2/5/11*	0 (Many times) Mem vs NO, 1/30/10*
	Field Goal Atts	Free Throw Atts	Personal Fouls
Season	3,917 1998-99 (Van) 6,172 2005-06 (Mem) 6,215 2004-05 (Mem)	1,400 1998-99 (Van) 1,788 2001-02 (Mem) 1,791 2007-08 (Mem)	1,164 1998-99 (Van) 1,593 1996-97 (Van) 1,754 2010-11 (Mem)
Game	60 Van vs Hou, 3/6/99 60 Mem vs Hou, 11/25/05 61 (2) Mem at Bos, 11/9/05*	4 Mem vs Pho, 12/17/05 4 Mem at NY, 3/11/03 4 Mem vs NY, 3/9/11	9 Van vs Por, 4/10/01 10 Mem at Hou, 4/15/03 10 Mem at Min, 2/6/10
Half	26 Van vs Tor, 12/10/95 (2nd)	0 (6) Mem vs Dal, 12/4/09 (2nd)*	2 Van vs Por, 4/10/01
Quarter	10 Van vs Det, 12/7/95 (3rd)	0 (Many times) Mem vs Sac, 4/8/11 (3rd)*	0 (Many times) Mem vs GS, 3/20/10 (3rd)*
OT	4 (3) Mem at Min, 12/29/08*	0 (Many times) Mem at Hou, 2/5/11*	0 (Many times) Mem at Min, 4/19/06 (2nd)*
	Field Goal Pct	Free Throw Pct	Steals
Season	.432 2004-05 (Mem) .436 2005-06 (Mem) .436 2003-04 (Mem)	.727 1996-97 (Van) .729 1998-99 (Van) .732 2000-01 (Mem)	490 1998-99 (Van) 597 2005-06 (Mem) 612 2004-05 (Mem)
Game	.275 Mem vs GS, 11/12/04 (25/91) .277 Van vs Dal, 11/13/95 (26/94) .291 Mem vs Tor, 2/7/09 (23/79)	.333 Van at LAL, 2/2/97 (8/24) .357 Mem vs Tor, 12/27/10 (5/14) .400 Mem at Mia, 12/28/01 (6/15)	1 Van vs Det, 12/7/95 1 Mem vs Tor, 2/21/06 1 Mem at Tor, 11/28/07
Half	.225 Mem vs GS, 4/4/06 (1st)	.000 (6) Mem vs Dal, 12/4/09 (2nd)*	0 (Many times) Mem at Chi, 3/25/11 (1st)*
Quarter	.063 Mem at Min, 12/29/08 (2nd)	.000 (Many times) Mem vs Sac, 4/8/11 (3rd)*	0 (Many times) Mem vs Sac, 4/8/11 (3rd)*
OT	.125 Van vs Phi, 3/24/96 (1/8)	.000 (Many times) Mem at SA, 12/27/08 (1st)*	0 (Many times) Mem at OKC, 2/8/11*
	3-Pt Field Goals Made	Total Rebounds	Turnovers
Season	229 1998-99 (Van) 361 1999-00 (Van) 369 2003-04 (Mem)	2,129 1998-99 (Van) 3,273 2008-09 (Mem) 3,292 2010-11 (Mem)	779 1998-99 (Van) 1,096 2007-08 (Mem) 1,163 1997-98 (Van)
Game	0 (Many times) Mem at Tor, 1/24/11*	24 Mem vs Was, 2/27/06 24 Van vs Dal, 2/27/01 25 (4) Mem at Sac, 3/27/09*	4 Mem at Sea, 1/17/03 (ot) 5 Van at Ori, 3/17/98 5 Van vs Cle, 1/13/01
Half	0 (Many times) Mem vs Sac, 4/8/11 (1st)*	8 Van at Por, 4/8/00 (1st)	1 (3) Van vs Cle, 1/13/01 (2nd)*
Quarter	0 (Many times) Mem at LAC, 4/13/11 (4th)*	2 (4) Mem vs Den, 2/13/11 (3rd)*	0 (Many times) Mem at Mil, 1/22/11 (4th)*
OT	0 (Many times) Mem at OKC, 2/8/11*	0 (2) Mem vs Pho, 12/8/10*	0 (Many times) Mem at Pho, 11/5/10 (2nd)*
	3-Pt Field Goal Atts	Offensive Rebounds	Blocks
Season	653 1998-99 (Van) 1,075 2000-01 (Mem) 1,083 1999-00 (Van)	673 1998-99 (Van) 842 2008-09 (Mem) 905 2010-11 (Mem)	328 1998-99 (Van) 403 2007-08 (Mem) 430 2002-03 (Mem)
Game	1 Van at Pho, 2/5/95 1 Van at Pho, 2/19/96 1 Mem at LAC, 2/10/06	3 (6) Mem vs OKC, 1/4/11*	0 (Many times) Mem at Bos, 3/23/11*
Half	0 (Many times) Mem at LAC, 2/10/06 (2nd)*	0 (6) Mem vs Chi, 1/17/11 (1st)*	0 (Many times) Mem at LAC, 4/13/11 (2nd)*
Quarter	0 (Many times) Mem at Det, 1/12/11 (2nd)*	0 (Many times) Mem vs SA, 3/27/11 (4th)*	0 (Many times) Mem at LAC, 4/13/11 (4th)*
OT	0 (Many times) Mem at SA, 12/18/10*	0 (Many times) Mem at NO, 1/19/11*	0 (Many times) Mem at NO, 1/19/11*

\* Most recent occurrence

INTRO

PLAYERS

OWNERSHIP

FRONT OFFICE

MEDIA

COMMUNITY INVESTMENT

HISTORY

PLAYOFFS

REVIEW

OPPONENTS

NBA



## Grizzlies Record When...

Won / Loss Records	Van	Mem	Mem	Mem	Mem	Mem	Mem	Mem	Mem	Mem	Mem	All-Time			
	95-01	01-02	02-03	03-04	04-05	05-06	06-07	07-08	08-09	09-10	10-11	Gm	W	L	Pct
Overall	101-359	23-59	28-54	50-32	45-37	49-33	22-60	22-60	24-58	40-42	46-36	1280	450	830	.352
When scoring 100 pts or more	52-52	9-7	19-14	25-3	17-6	18-5	16-24	18-22	17-11	30-18	33-14	430	254	176	.595
When scoring less than 100 pts	49-307	14-52	9-40	25-29	28-31	31-28	6-36	4-38	7-47	10-24	13-22	850	196	654	.231
When opp't scores 100 pts or more	24-210	4-29	10-35	11-12	2-14	3-9	12-43	11-52	7-37	17-36	9-22	609	110	499	.181
When opp't scores less than 100 pts	77-149	19-30	18-19	39-20	43-23	46-24	10-17	11-8	17-21	23-6	37-14	671	340	331	.507
When the Grizzlies shoot 50%+	31-44	7-5	14-4	14-1	9-6	15-3	9-14	12-6	10-6	16-8	23-7	264	160	104	.607
When the Grizzlies shoot <50%	70-315	16-54	14-50	36-31	36-31	34-30	13-46	10-54	14-52	24-34	23-29	1016	290	726	.285
Against .500 or better opponents	66-231	13-35	13-35	22-24	18-28	19-20	9-32	6-40	2-25	19-33	23-23	706	180	526	.255
Against sub .500 opponents	65-128	10-24	15-19	28-8	27-9	30-13	13-28	16-20	22-33	21-9	23-12	573	270	303	.471
In games decided by 3 points or less	23-39	7-6	5-7	10-6	7-11	6-10	5-12	2-11	2-4	6-4	9-10	202	82	120	.406
In games decided by 6 points or less	44-101	15-14	12-19	21-15	12-16	13-15	8-23	8-16	10-11	16-10	17-17	433	176	257	.406
In games decided by 10+ points	38-200	6-35	14-23	18-7	23-12	30-13	8-26	10-37	13-28	17-26	23-12	619	209	423	.338
When leading after three quarters	70-47	16-11	22-9	35-2	36-9	45-10	12-9	19-8	19-10	32-10	35-8	474	341	133	.719
When trailing after three quarters	24-286	5-46	6-43	14-30	8-27	4-22	9-49	1-51	5-46	8-30	10-26	750	94	656	.125

## Grizzlies All-Time Record in Overtime

Summary		Memphis	Opponent	OT	Result	Memphis	Opponent	OT	Result
<b>RECORD</b>	<b>W-L</b>	<b>2001-02</b>	<b>2-1</b>			<b>2007-08</b>	<b>1-4</b>		
Overall	32-52	1/12/02	at Utah	2	Won, 97-95	11/16/07	vs New Orleans	1	Lost, 118-120
Memphis	21-34	1/28/02	vs LA Clippers	1	Won, 119-115	12/7/07	at New Orleans	1	Lost, 116-118
Prior Years	11-18	2/19/02	at San Antonio	1	Lost, 93-99	1/15/08	vs Cleveland	1	Lost, 124-132
						1/26/08	vs LA Clippers	1	Won, 125-120
Home	18-25					3/26/08	at Sacramento	1	Lost, 106-107
Road	14-27	<b>2002-03</b>	<b>3-6</b>			<b>2008-09</b>	<b>0-4</b>		
In Memphis	10-14	11/4/02	vs San Antonio	1	Lost, 101-103	11/14/08	vs Milwaukee	1	Lost, 96-101
		11/19/02	at Minnesota	1	Lost, 106-110	12/27/08	at San Antonio	2	Lost, 103-106
<b>BY YEARS</b>		11/29/02	vs LA Lakers	1	Lost, 106-112	12/28/08	at Minnesota	1	Lost, 98-108
1995-96	4-3	12/13/02	vs Houston	1	Won, 114-109	1/28/09	at Oklahoma City	1	Lost, 102-114
1996-97	0-3	1/17/03	at Seattle	1	Lost, 108-110				
1997-98	4-2	2/18/03	vs Indiana	1	Won, 108-103	<b>2009-10</b>	<b>3-5</b>		
1998-99	1-3	2/21/03	at New Orleans	1	Lost, 123-125	11/2/09	at Sacramento	1	Lost, 116-127
1999-00	1-5	2/28/03	vs Miami	1	Won, 126-116	12/8/09	vs Cleveland	1	Won, 111-109
2000-01	1-2	4/13/03	vs Detroit	2	Lost, 107-110	12/28/09	vs Washington	1	Won, 116-111
2001-02	2-1					1/30/10	vs New Orleans	1	Lost, 102-109
2002-03	3-6	<b>2003-04</b>	<b>5-0</b>			2/17/10	at Toronto	1	Won, 109-102
2003-04	5-0	11/15/03	vs Dallas	1	Won, 108-101	2/19/10	vs Miami	2	Lost, 87-100
2004-05	0-1	11/29/03	at Cleveland	2	Won, 122-115	3/28/10	at Milwaukee	1	Lost, 103-108
2005-06	2-3	1/11/04	vs LA Clippers	1	Won, 108-107	3/31/10	vs Dallas	1	Lost, 102-106
2006-07	3-5	1/12/04	at Golden State	2	Won, 115-113				
2007-08	1-4	3/29/04	at Atlanta	2	Won, 136-133				
2008-09	0-4					<b>2010-11</b>	<b>2-5</b>		
2009-10	3-5	<b>2004-05</b>	<b>0-1</b>			11/5/10	at Phoenix	2	Lost, 118-123
2010-11	2-5	2/25/05	vs Denver	1	Lost, 94-97	11/13/10	vs Boston	1	Lost, 110-116
						12/8/10	at Phoenix	1	Won, 104-98
		<b>2005-06</b>	<b>2-3</b>			12/18/10	at San Antonio	1	Lost, 106-112
		12/19/05	vs Detroit	2	Lost, 104-106	1/19/11	at New Orleans	1	Lost, 102-103
		12/26/05	at Utah	1	Lost, 102-105	2/5/11	at Houston	1	Lost, 93-95
		12/28/05	at LA Lakers	1	Won, 100-99	2/8/11	at Oklahoma City	1	Won, 105-101
		1/20/06	at Philadelphia	1	Lost, 86-89				
		4/19/06	at Minnesota	2	Won, 102-92				
		<b>2006-07</b>	<b>3-5</b>						
		11/1/06	vs New York	3	Lost, 117-118				
		12/18/06	vs Seattle	2	Won, 134-126				
		12/22/06	at NOK	1	Lost, 97-100				
		1/24/07	at Utah	1	Won, 132-130				
		1/27/07	vs Portland	2	Lost, 132-135				
		2/9/07	vs Minnesota	1	Won, 105-97				
		2/21/07	at Golden State	1	Lost, 115-118				
		3/2/07	at Philadelphia	1	Lost, 112-117				



## Grizzlies NBA Draft History

Year	Player	Round, Pick	From
2011	Josh Selby	2nd Round, 49th pick	Kansas
2010	Xavier Henry	1st Round, 12th pick	Kansas
	Dominique Jones	1st Round, 25th pick	South Florida
	Greivis Vasquez	1st Round, 28th pick	Maryland
2009	Hasheem Thabeet	1st Round, 2nd pick	Connecticut
	DeMarre Carroll	1st Round, 27th pick	Missouri
	Sam Young	2nd Round, 36th pick	Pittsburgh
2008	Kevin Love	1st Round, 5th pick	UCLA
	Donte Greene	1st Round, 28th pick	Syracuse
2007	Mike Conley	1st Round, 4th pick	Ohio State
2006	Kyle Lowry	1st Round, 24th pick	Villanova
2005	Hakim Warrick	1st Round, 19th pick	Syracuse
2004	Sergei Lishouk	2nd Round, 49th pick	Ukraine
2003	Marcus Banks	1st Round, 13th pick	UNLV
	Kendrick Perkins	1st Round, 27th pick	Clifton Ozen HS
2002	Drew Gooden	1st Round, 4th pick	Kansas
	Robert Archibald	2nd Round, 32nd pick	Illinois
	Matt Barnes	2nd Round, 46th pick	UCLA

Year	Player	Round, Pick	From
2001	Shane Battier	1st Round, 6th pick	Duke
	Jamaal Tinsley	1st Round, 27th pick	Iowa State
	Will Solomon	2nd Round, 33rd pick	Clemson
	Antonis Fotsis	2nd Round, 48th pick	Greece
2000	Stromile Swift	1st Round, 2nd pick	LSU
1999	Steve Francis	1st Round, 2nd pick	Maryland
	Obinna Ekezie	2nd Round, 37th pick	Maryland
	Antwain Smith	2nd Round, 51st pick	St. Paul's College
1998	Mike Bibby	1st Round, 2nd pick	Arizona
	J.R. Henderson	2nd Round, 56th pick	UCLA
1997	Antonio Daniels	1st Round, 4th pick	Bowling Green
	C.J. Bruton	2nd Round, 53rd pick	Indian Hills CC
1996	Shareef Abdur-Rahim	1st Round, 3rd pick	California
	Roy Rogers	1st Round, 22nd pick	Alabama
	Chris Robinson	2nd Round, 51st pick	Western Kentucky
1995	Bryant Reeves	1st Round, 6th pick	Oklahoma State
	Lawrence Moten	2nd Round, 36th pick	Syracuse

### MEMPHIS NOTES

**2011 NBA Draft** The Grizzlies conveyed their 2011 first round draft pick to the Utah Jazz on Feb. 18, 2010 in exchange for Ronnie Brewer. Utah subsequently packaged the pick with Kosta Koufos and a future first round draft pick to acquire Al Jefferson from the Minnesota Timberwolves. Minnesota selected Donatas Motiejunas with the 20th overall pick in the 2011 Draft.

**2010 NBA Draft** The Grizzlies conveyed the draft rights to Dominique Jones (25th overall) to the Dallas Mavericks in exchange for cash considerations. Memphis originally obtained the 25th overall draft pick from Denver along with Steven Hunter in exchange for a future conditional second round pick on Aug. 7, 2009. The 28th overall draft selection was the second of two draft picks the Grizzlies acquired from the Los Angeles Lakers in exchange for Pau Gasol on Feb. 1, 2008. The Lakers received Memphis' 2010 second round draft pick as part of the trade.

**2009 NBA Draft** The Grizzlies originally acquired the 27th overall draft pick from Orlando in a three-team trade also involving the Houston Rockets on Feb. 19, 2009.

**2008 NBA Draft** The Grizzlies acquired the draft rights to O.J. Mayo, who was selected in the first round (third overall) by the Minnesota Timberwolves along with Marko Jaric, Antoine Walker and Greg Buckner in exchange for the draft rights to Kevin Love (fifth overall), Mike Miller, Brian Cardinal and Jason Collins. Memphis also acquired the draft rights to Darrell Arthur (27th overall) from the Houston Rockets for the draft rights to Donte Greene (28th overall) and a 2009 second round pick.

**2006 NBA Draft** The Grizzlies acquired the draft rights to Rudy Gay, who was selected in the first round (eighth overall) by the Houston Rockets, and Stromile Swift from Houston in exchange for Shane Battier. The Grizzlies also acquired the draft rights to Alexander Johnson, who was selected in the second round (45th overall by Indiana) from Portland in exchange for a second round pick in the 2008 NBA Draft.

**2005 NBA Draft** The Grizzlies acquired the draft rights to Lawrence Roberts (55th overall) from the Seattle SuperSonics in exchange for two future second round draft picks and cash considerations.

**2004 NBA Draft** The Grizzlies conveyed their 2004 first round pick to the Portland Trail Blazers on Dec. 3, 2003 in exchange for Bonzi Wells. Portland received the 23rd overall pick in the 2004 Draft and selected Sergei Monia from Russia. The Grizzlies traded a future second round pick and cash considerations to the Seattle SuperSonics in exchange for the draft rights to Andre Emmett (53rd overall). The Grizzlies traded cash considerations to the Orlando Magic in exchange for the draft rights to Antonio Burks (36th overall).

**2003 NBA Draft** The Grizzlies conveyed the draft rights to the 13th and 27th overall picks (Marcus Banks, Kendrick Perkins) in the 2003 NBA Draft to Boston in exchange for the draft rights to the 16th and 20th overall picks (Troy Bell, Dahntay Jones) in the 2003 NBA Draft. The Grizzlies' second overall pick in 2003 was conveyed to Detroit to complete a 1997 trade. The 13th overall pick in the 2003 NBA Draft was obtained from Houston in the 1999 trade involving Steve Francis and Michael Dickerson. The 27th overall pick in the 2003 NBA Draft was obtained from the Orlando Magic and the Sacramento Kings in an earlier trade.

**2002 NBA Draft** The Grizzlies conveyed the 46th overall pick in the 2002 (Matt Barnes) to the Cleveland Cavaliers along with Nick Anderson in exchange for Wesley Person. The Grizzlies obtained the 48th overall pick in 2002 NBA Draft (Chris Owens) from the Milwaukee Bucks in exchange for the Grizzlies' 2003 second round pick.

**2001 NBA Draft** The Grizzlies conveyed the 27th overall pick in the 2001 NBA Draft (Jamaal Tinsley) to Atlanta as part of the trade which sent Shareef Abdur-Rahim to the Hawks in exchange for the draft rights to the third overall pick (Pau Gasol), Lorenzen Wright and Brevin Knight. The Grizzlies received the 48th overall pick in the 2001 NBA Draft from New York as part of the trade which sent Othella Harrington to the Knicks in exchange for Erick Strickland and the rights to the LA Lakers' first round pick in the 2001 NBA Draft (27th overall).



## Grizzlies All-Time Attendance

Season	Gm	HOME ATTENDANCE				ROAD ATTENDANCE				NBA Avg
		Total	Average	Rank	Sellouts	Total	Average	Rank		
MEMPHIS										
2010-11	41	600,687	14,651	27th	4	674,096	16,441	28th	17,319	
2009-10	41	552,914	13,486	28th	3	684,350	16,691	22nd	17,165	
2008-09	41	519,895	12,680	29th	2	701,143	17,101	23rd	17,520	
2007-08	41	523,578	12,770	29th	2	696,385	16,985	22nd	17,376	
2006-07	41	600,836	14,655	30th	3	710,811	17,337	25th	17,757	
2005-06	41	647,533	15,793	26th	4	705,671	17,211	18th	17,558	
2004-05	41	691,362	16,682	18th	18	681,487	16,622	30th	17,314	
2003-04	41	622,723	15,188	25th	5	684,513	16,695	17th	17,050	
2002-03	41	611,322	14,910	24th	4	667,360	16,277	24th	16,883	
2001-02	41	591,030	14,415	25th	6	648,706	15,822	28th	16,974	
MEMPHIS	410	5,961,880	14,541		51	6,854,522	16,718		17,292	
VANCOUVER										
2000-01	41	563,218	13,737	27th	2	648,706	15,822	28th	16,784	
1999-00	41	569,864	13,899	27th	1	657,705	16,042	26th	16,870	
1998-99	25	417,966	16,719	16th	7	394,422	15,777	24th	16,738	
1997-98	41	660,457	16,109	20th	2	635,692	15,505	29th	17,135	
1996-97	41	679,422	16,571	17th	6	624,046	15,221	29th	17,077	
1995-96	41	704,489	17,183	14th	10	665,147	16,223	27th	17,252	
TOTAL	640	9,557,296	14,933		79	10,480,240	16,375		17,174	

## Grizzlies Opening Night

Season Openers (2-14)										
Season	Date	Opp	Result	Attend	C	F	F	G	G	
2010-11	10/27/10	ATL	Lost, 104-119 at Mem	17,519	Z. Randolph	D. Arthur	R. Gay	O.J. Mayo	M. Conley	
2009-10	10/28/09	DET	Lost, 74-96 at Mem	17,212	M. Gasol	Z. Randolph	R. Gay	O.J. Mayo	M. Conley	
2008-09	10/29/08	HOU	Lost, 71-82 at Hou	18,196	M. Gasol	D. Milicic	R. Gay	O.J. Mayo	M. Conley	
2007-08	10/31/07	SA	Lost, 101-104 at Mem	17,538	D. Milicic	P. Gasol	R. Gay	M. Miller	D. Stoudamire	
2006-07	11/1/06	NY	Lost, 117-118 at Mem (30)	17,117	J. Tsakalidis	H. Warrick	M. Miller	E. Jones	D. Stoudamire	
2005-06	11/2/05	MIA	Lost, 78-97 at Mem	18,119	L. Wright	P. Gasol	S. Battier	E. Jones	D. Stoudamire	
2004-05	11/3/05	WAS	Lost, 91-103 at Mem	18,119	S. Swift	P. Gasol	J. Posey	B. Wells	J. Williams	
2003-04	10/31/03	BOS	Lost, 91-93 at Mem	16,178	S. Swift	P. Gasol	J. Posey	M. Miller	J. Williams	
2002-03	10/30/02	DAL	Lost, 109-119 at Mem	16,638	P. Gasol	D. Gooden	W. Person	M. Dickerson	J. Williams	
2001-02	11/1/01	DET	Lost, 80-90 at Mem	19,405	L. Wright	S. Swift	S. Battier	M. Dickerson	J. Williams	
2000-01	10/31/00	SEA	Won, 94-88 at Van	15,779	B. Reeves	O. Harrington	S. Abdur-Rahim	M. Dickerson	M. Bibby	
1999-00	11/2/99	POR	Lost, 86-106 at Van	18,218	B. Reeves	O. Harrington	S. Abdur-Rahim	M. Dickerson	M. Bibby	
1998-99	2/7/99	SAC	Lost, 87-109 at Sac	17,317	T. Massenburg	C. Parks	S. Abdur-Rahim	S. Mack	M. Bibby	
1997-98	10/31/97	DAL	Lost, 88-90 at Van	17,021	B. Reeves	O. Thorpe	S. Abdur-Rahim	A. Peeler	A. Daniels	
1996-97	11/1/96	POR	Lost, 85-114 at Van	19,193	B. Reeves	E. Mobley	S. Abdur-Rahim	A. Peeler	G. Anthony	
1995-96	11/3/95	POR	Won, 92-80 at Por	21,398	B. Benjamin	K. Gattison	C. King	B. Edwards	G. Anthony	

Home Openers (3-13)				
Season	Date	Opp	Result	Attend
2010-11	10/27/10	ATL	Lost, 104-119 at Mem	17,519
2009-10	10/28/09	DET	Lost, 74-96 at Mem	17,212
2008-09	10/31/08	ORL	Won, 86-84 at Mem	16,139
2007-08	10/31/07	SA	Lost, 101-104 at Mem	17,538
2006-07	11/1/06	NY	Lost, 117-118 at Mem (30)	17,117
2005-06	11/2/05	MIA	Lost, 78-97 at Mem	18,119
2004-05	11/3/05	WAS	Lost, 91-103 at Mem	18,119
2003-04	10/31/03	BOS	Lost, 91-93 at Mem	16,178
2002-03	10/30/02	DAL	Lost, 109-119 at Mem	16,638
2001-02	11/1/01	DET	Lost, 80-90 at Mem	19,405
2000-01	10/31/00	SEA	Won, 94-88 at Van	15,779
1999-00	11/2/99	POR	Lost, 86-106 at Van	18,218
1998-99	2/8/99	POR	Lost, 76-95 at Van	18,353
1997-98	10/31/97	DAL	Lost, 88-90 at Van	17,021
1996-97	11/1/96	POR	Lost, 85-114 at Van	19,193
1995-96	11/5/95	MIN	Won, 100-98 at Van	19,193



## Grizzlies Preseason History

### MEMPHIS

2001-02 (4-4)	Site	Opponent	Result
10/9/01	Memphis, TN	Portland	W, 99-95
10/14/01	Memphis, TN	LA Clippers	W, 121-113
10/15/01	Memphis, TN	Seattle	W, 103-99
10/18/01	Memphis, TN	Miami	W, 110-106
10/21/01	Phoenix, AZ	Phoenix	L, 88-102
10/23/01	Anaheim, CA	LA Lakers	L, 94-128
10/24/01	Sacramento, CA	Sacramento	L, 94-107
10/26/01	Portland, OR	Portland	L, 88-101

2002-03 (3-5)	Site	Opponent	Result
10/8/02	Memphis, TN	Houston	L, 98-106
10/9/02	Memphis, TN	Miami	W, 83-71
10/11/02	Little Rock, AR	LA Lakers	L, 87-95
10/13/02	Los Angeles, CA	LA Clippers	L, 96-106
10/14/02	Seattle, WA	Seattle	L, 78-88
10/18/02	Memphis, TN	Orlando	W, 108-105
10/19/02	Memphis, TN	Chicago	W, 123-99
10/22/02	Orlando, FL	Orlando	L, 74-82

2003-04 (7-1)	Site	Opponent	Result
10/6/03	Memphis, TN	Milwaukee	W, 105-94
10/8/03	Paris, FRANCE	San Antonio	L, 93-105
10/10/03	Barcelona, SPAIN	FC Barcelona	W, 91-80
10/14/03	Memphis, TN	Washington	W, 101-85
10/17/03	Memphis, TN	Orlando	W, 84-65
10/18/03	Memphis, TN	Atlanta	W, 94-81
10/21/03	Miami, FL	Miami	W, 97-82
10/23/03	Chicago, IL	Chicago	W, 93-89

2004-05 (6-2)	Site	Opponent	Result
10/12/04	Orlando, FL	Orlando	W, 99-95
10/14/04	Memphis, TN	Wash. Wizards	W, 102-94
10/16/04	Memphis, TN	Indiana	L, 108-91
10/20/04	Atlanta, GA	Atlanta	W, 95-86
10/21/04	Memphis, TN	Milwaukee	W, 97-75
10/23/04	Memphis, TN	Atlanta	W, 104-72
10/26/04	Indianapolis, IN	Indiana	L, 96-102
10/28/04	Green Bay, WI	Milwaukee	W, 99-92

2005-06 (6-2)	Site	Opponent	Result
10/12/05	Memphis, TN	Chicago	W, 86-82
10/14/05	San Juan, PR	Miami	W, 101-91
10/15/05	Memphis, TN	Washington	W, 104-79
10/19/05	Cleveland, OH	Cleveland	L, 88-84
10/22/05	Memphis, TN	Houston	W, 82-78
10/24/05	Memphis, TN	Orlando	L, 67-65
10/25/05	Chicago, IL	Chicago	W, 95-88
10/27/05	Chattanooga, TN	Atlanta	W, 99-84

MEMPHIS PRESEASON RECORD: G: 80 W: 48 L: 32

### VANCOUVER

1995-96 (1-7)	Site	Opponent	Result
10/13/95	Vancouver, BC	Portland	L, 86-104
10/16/95	Sacramento, CA	Sacramento	L, 72-101
10/17/95	Vancouver, BC	Minnesota	L, 79-93
10/21/95	Winnipeg, MB	Toronto	L, 77-98
10/22/95	Vancouver, BC	Sacramento	L, 84-110
10/26/95	Eugene, OR	Portland	L, 96-101
10/28/95	Edmonton, AB	Boston	L, 101-103
10/29/95	Vancouver, BC	Seattle	W, 105-104

1996-97 (2-6)	Site	Opponent	Result
10/10/96	Vancouver, BC	Utah	L, 77-89
10/11/96	Phoenix, AZ	Phoenix	L, 83-100
10/14/96	Missoula, MT	Seattle	L, 83-89
10/15/96	Vancouver, BC	Dallas	W, 86-75
10/18/96	Mankato, MN	Minnesota	L, 88-104
10/24/96	Vancouver, BC	LA Clippers	L, 87-97
10/25/96	Portland, OR	Portland	L, 77-98
10/27/96	Calgary, AB	Toronto	W, 80-77

1997-98 (2-6)	Site	Opponent	Result
10/11/97	Los Angeles, CA	LA Clippers	L, 94-98
10/12/97	Phoenix, AZ	Phoenix	L, 88-93
10/14/97	Vancouver, BC	Portland	W, 103-83
10/15/97	Rapid City, SD	Dallas	W, 83-79
10/18/97	Vancouver, BC	Sacramento	L, 81-98
10/20/97	Halifax, NS	Toronto	L, 88-107
10/22/97	Vancouver, BC	Phoenix	L, 83-113
10/24/97	Vancouver, BC	Golden State	L, 100-107

VANCOUVER PRESEASON RECORD: G: 42 W: 7 L: 35

ALL-TIME PRESEASON RECORD: G: 122 W: 55 L: 67

2006-07 (4-4)	Site	Opponent	Result
10/10/06	Houston, TX	Houston	W, 75-69
10/11/06	Memphis, TN	Atlanta	L, 91-108
10/14/06	Memphis, TN	Detroit	W, 101-89
10/16/06	Memphis, TN	Chicago	L, 78-87
10/20/06	Memphis, TN	Miami	W, 96-95
10/21/06	Orlando, FL	Orlando	L, 89-112
10/24/06	Chicago, IL	Chicago	L, 87-84
10/25/06	Detroit, MI	Detroit	W, 92-82

2007-08 (5-3)	Site	Opponent	Result
10/9/07	Malaga, SPAIN	Unicaja Malaga	L, 102-99
10/11/07	Madrid, SPAIN	MMT Estudiantes	W, 98-73
10/15/07	Memphis, TN	Minnesota	W, 101-93
10/17/07	Indianapolis, IN	Indiana	L, 115-122
10/22/07	Memphis, TN	Miami	W, 104-98
10/23/07	Houston, TX	Houston	W, 109-107
10/24/07	Memphis, TN	Houston	W, 96-90
10/26/07	Memphis, TN	Indiana	L, 113-140

2008-09 (2-6)	Site	Opponent	Result
10/7/08	Houston, TX	Houston	L, 93-96
10/8/08	Memphis, TN	Washington	L, 80-89
10/10/08	Memphis, TN	Charlotte	W, 92-78
10/13/08	Memphis, TN	Indiana	W, 103-95
10/15/08	Memphis, TN	Houston	L, 97-101
10/17/08	Indianapolis, IN	Indiana	L, 86-112
10/21/08	Miami, FL	Miami	L, 85-102
10/22/08	Orlando, FL	Orlando	L, 90-101

2009-10 (3-5)	Site	Opponent	Result
10/6/09	Richmond, VA	Washington	L, 92-101
10/7/09	Memphis, TN	Oklahoma City	W, 99-91
10/11/09	Dallas, TX	Dallas	L, 107-114
10/12/09	Memphis, TN	Orlando	L, 83-102
10/14/09	Memphis, TN	Atlanta	L, 96-111
10/17/09	Memphis, TN	Detroit	W, 115-94
10/21/09	Miami, FL	Miami	L, 93-99
10/23/09	Charlotte, NC	Charlotte	W, 95-92

2010-11 (8-0)	Site	Opponent	Result
10/6/10	Memphis, TN	Indiana	W, 87-85
10/7/10	Atlanta, GA	Atlanta	W, 115-111 (OT)
10/9/10	New Orleans, LA	New Orleans	W, 97-90
10/12/10	Tulsa, OK	Oklahoma City	W, 116-96
10/14/10	Memphis, TN	Caja Laboral	W, 110-105
10/16/10	Memphis, TN	Milwaukee	W, 91-77
10/18/10	Memphis, TN	New Orleans	W, 96-91
10/22/10	Detroit, MI	Detroit	W, 106-103

1998-99 (0-2)	Site	Opponent	Result
1/29/99	Vancouver, BC	Portland	L, 89-109
1/30/99	Seattle, WA	Seattle	L, 68-80

1999-00 (1-7)	Site	Opponent	Result
10/13/99	Ogden, UT	Utah	L, 86-98
10/15/99	Oakland, CA	Golden State	L, 84-96
10/17/99	Vancouver, BC	Denver	L, 94-106
10/18/99	Edmonton, AB	Toronto	L, 84-110
10/22/99	Vancouver, BC	LA Clippers	L, 94-104
10/24/99	Vancouver, BC	Sacramento	L, 101-103
10/26/99	Denver, CO	Denver	W, 105-97
10/27/99	Vancouver, BC	Seattle	L, 94-95

2000-01 (1-7)	Site	Opponent	Result
10/9/00	Seattle, WA	Seattle	L, 88-96
10/10/00	Vancouver, BC	Golden State	W, 91-84
10/12/00	Toronto, ON	Toronto	L, 92-97
10/14/00	Los Angeles, CA	LA Clippers	L, 78-86
10/15/00	Tucson, AZ	Phoenix	L, 94-105
10/20/00	Sacramento, CA	Sacramento	L, 90-92
10/24/00	Vancouver, BC	Phoenix	L, 75-88
10/25/00	Oakland, CA	Golden State	L, 91-101

INTRO

PLAYERS

OWNERSHIP

FRONT  
OFFICE

MEDIA

COMMUNITY  
INVESTMENT

HISTORY

PLAYOFFS

REVIEW

OPPONENTS

NBA



# Grizzlies Individual Season & Game Highs

(Current players in bold)

POINTS			FIELD GOALS MADE			
Season	1,829	Shareef Abdur-Rahim	1997-98 (Van)	653	Shareef Abdur-Rahim	1997-98 (Van)
	1,681	<b>Zach Randolph</b>	<b>2009-10 (Mem)</b>	<b>652</b>	<b>Zach Randolph</b>	<b>2009-10 (Mem)</b>
	1,663	(2) Shareef Abdur-Rahim	2000-01 (Van)	<b>625</b>	<b>Rudy Gay</b>	<b>2007-08 (Mem)</b>
Game	45	Mike Miller	Mem at GS, 2/21/07	18	Bryant Reeves	Van at Pho, 4/19/97
	44	Pau Gasol	Mem vs Sea, 3/28/06	<b>17</b>	<b>(5) O.J. Mayo*</b>	<b>Mem at Den, 11/1/09</b>
	43	Pau Gasol	Mem at GS, 1/11/08			
Half	27	(3) Mike Miller*	Mem vs Dal, 1/31/07 (2nd)	11	(3) Pau Gasol*	Mem at GS, 1/11/08 (1st)
	Quarter	22	Greg Anthony	Van vs Det, 12/7/95 (2nd)	8	(2) Mike Bibby*

FIELD GOAL ATTEMPTS				FREE THROWS MADE		
Season	1,354	Rudy Gay	2007-08 (Mem)	502	Shareef Abdur-Rahim	1997-98 (Van)
	1,347	Shareef Abdur-Rahim	1997-98 (Van)	446	Shareef Abdur-Rahim	1999-00 (Van)
	1,336	Zach Randolph	2009-10 (Mem)	443	Shareef Abdur-Rahim	2000-01 (Van)
Game	31	Shareef Abdur-Rahim	Van vs Den, 12/23/99	16	Shareef Abdur-Rahim	Van vs LAC, 2/10/99
	31	Shareef Abdur-Rahim	Van at GS, 3/9/99	16	Shareef Abdur-Rahim	Van vs LAL, 2/23/99
	30	Shareef Abdur-Rahim	Van vs Por, 4/11/98	15	(9) Kyle Lowry*	Mem vs Cle, 1/13/09
Half Quarter	18	(3) Rudy Gay*	Mem vs Mil, 11/14/08 (2nd)	14	Shareef Abdur-Rahim	Van vs LAC, 2/10/99 (2nd)
	13	Rudy Gay	Mem vs Ori, 10/31/08 (4th)	12	Shareef Abdur-Rahim	Van vs LAC, 2/10/99 (4th)

FREE THROW ATTEMPTS				3-PT FGS MADE		
Season	640	Shareef Abdur-Rahim	1997-98 (Van)	202	Mike Miller	2006-07 (Mem)
	617	Pau Gasol	2005-06 (Mem)	156	Juan Carlos Navarro	2007-08 (Mem)
	565	Pau Gasol	2002-03 (Mem)	155	Mike Miller	2007-08 (Mem)
Game	20	Pau Gasol	Mem vs Uta, 1/6/06	9	Mike Miller	Mem vs GS, 1/3/07
	19	Shareef Abdur-Rahim	Van vs LAL, 2/23/99	9	Mike Miller	Mem at GS, 2/21/07
	19	Pau Gasol	Mem vs NOK, 12/6/05	8	(2) Juan Carlos Navarro*	Mem vs NO, 11/16/08
Half Quarter	15	(2) Zach Randolph	Mem at Det, 1/12/11 (2nd)	7	Jason Williams	Mem vs Mil, 1/15/05 (2nd)
	12	Shareef Abdur-Rahim	Van vs LAC, 2/10/99 (4th)	5	(4) Mike Miller*	Mem vs Dal, 1/31/07 (4th)

3-PT FG ATTEMPTS				REBOUNDS		
Season	498	Mike Miller	2006-07 (Mem)	950	Zach Randolph	2009-10 (Mem)
	432	Juan Carlos Navarro	2007-08 (Mem)	914	Zach Randolph	2010-11 (Mem)
	430	Jason Williams	2001-02 (Mem)	825	Shareef Abdur-Rahim	1999-00 (Van)
Game	17	Mike Miller	Mem at GS, 2/21/07	26	Lorenzen Wright	Mem vs Dal, 11/4/01
	14	Jason Williams	Mem vs Mil, 12/18/01	25	Zach Randolph	Mem at NY, 2/27/10
	14	Juan Carlos Navarro	Mem at Den, 4/16/08	24	Zach Randolph	Mem vs Den, 12/20/09
Half	11	Jason Williams	Mem vs Mil, 1/15/05 (2nd)	16	Zach Randolph	Mem vs OKC, 12/11/09 (2nd)
Quarter	7	(3) Juan Carlos Navarro*	Mem at Den, 4/16/08 (2nd)	13	Zach Randolph	Mem vs OKC, 12/11/09 (3rd)

	OFFENSIVE REBOUNDS			DEFENSIVE REBOUNDS		
Season	330	Zach Randolph	2009-10 (Mem)	620	Zach Randolph	2009-10 (Mem)
	326	Zach Randolph	2010-11 (Mem)	607	Shareef Abdur-Rahim	1999-00 (Van)
	238	Pau Gasol	2001-02 (Mem)	588	Zach Randolph	2010-11 (Mem)
Game	11	Zach Randolph	Mem vs OKC, 12/11/09	18	Shareef Abdur-Rahim	Van at Cha, 11/24/99
	10	(4) Zach Randolph*	Mem at SA, 2/27/11	18	Shareef Abdur-Rahim	Van at Bos, 11/26/00
				17	(2) Lorenzen Wright*	Mem vs Dal, 11/4/01
Half	10	Zach Randolph	Mem vs OKC, 12/11/09 (2nd)	11	(2) Mike Miller*	Mem vs Min, 12/1/07 (1st)
	7	Zach Randolph	Mem vs OKC, 12/11/09 (3rd)	8	(4) Mike Miller*	Mem vs Min, 12/1/07 (1st)

	ASSISTS			STEALS		
Season	685	Mike Bibby	2000-01 (Van)	144	Mike Conley	2010-11 (Mem)
	665	Mike Bibby	1999-00 (Van)	137	James Posey	2003-04 (Mem)
	631	Jason Williams	2002-03 (Mem)	132	Mike Bibby	1999-00 (Van)
Game	19	Jason Williams	Mem vs GS, 3/30/02	7	(7) Mike Conley*	Mem vs Min, 10/30/10
	18	Mike Bibby	Van at Sea, 1/12/01			
	18	Mike Bibby	Van at Den, 4/7/01			
Half Quarter	12	(3) Jason Williams*	Mem vs GS, 3/30/02 (1st)	7	Greg Anthony	Van vs LAC, 11/30/97 (2nd)
	8	(3) Jason Williams*	Mem vs GS, 3/30/02 (2nd)	4	(Many times) Tony Allen*	Mem at LAC, 12/11/10 (4th)

\* Most recent occurrence



## Grizzlies Individual Season &amp; Game Highs (Cont'd)

(Current players in bold)

TURNOVERS				BLOCKS			
Season	257	Shareef Abdur-Rahim	1997-98 (Van)	169	Pau Gasol	2001-02 (Mem)	
	249	Shareef Abdur-Rahim	1999-00 (Van)	163	Roy Rogers	1996-97 (Van)	
	248	Mike Bibby	2000-01 (Van)	153	Pau Gasol	2005-06 (Mem)	
Game	9	Pau Gasol	Mem at Dal, 2/7/07	8	Stromile Swift	Mem vs Phi, 11/20/02	
	8	(Many times) Pau Gasol*	Mem at SA, 4/9/06	8	Pau Gasol	Mem vs Sac, 1/29/07	
Half	6	(5) Pau Gasol*	Mem at SA, 4/9/06 (1st)	8	Pau Gasol	Mem vs Pho, 2/20/04	
	5	(4) Pau Gasol*	Mem at SA, 4/9/06 (1st)	6	Pau Gasol	Mem vs Sac, 1/29/07 (2nd)	
Quarter				4	(Many times) Rudy Gay*	Mem at LAL, 11/30/10 (4th)	
MINUTES				FIELD GOAL PCT			
Season	3,241	Shareef Abdur-Rahim	2000-01 (Van)	.581	Marc Gasol	2009-10 (Mem)	
	3,223	Shareef Abdur-Rahim	1999-00 (Van)	.538	Pau Gasol	2006-07 (Mem)	
	3,190	Mike Bibby	2000-01 (Van)	.530	Marc Gasol	2008-09 (Mem)	
Game	56	Shareef Abdur-Rahim	Van vs Bos, 2/17/99 (3ot)	1.000	Stromile Swift	Mem vs Chi, 3/12/03 (8/8)	
	56	Pau Gasol	Mem vs Det, 12/19/06 (2ot)	1.000	Lorenzen Wright	Mem at NJ, 3/24/05 (8/8)	
	55	Shareef Abdur-Rahim	Van vs Min, 4/14/00 (2ot)	1.000	Marc Gasol	Mem vs. Min, 11/14/09 (8/8)	
				<i>min. 8 FGA</i>			
FREE THROW PCT				3-PT FG PCT			
Season	.879	O.J. Mayo	2008-09 (Mem)	.433	Mike Miller	2004-05 (Mem)	
	.873	Brian Cardinal	2004-05 (Mem)	.433	Wesley Person	2002-03 (Mem)	
	.865	James Posey	2004-05 (Mem)	.432	Mike Miller	2007-08 (Mem)	
Game	1.000	(Many times) Zach Randolph*	Mem vs. Cle, 12/8/09 (11/11)	1.000	Mike Bibby	Van at Tor, 1/9/00 (6/6)	
		<i>min. 10 FTA</i>		1.000	(3) James Posey*	Mem at Den, 1/21/05 (5/5)	
				<i>min. 5 3FGA</i>			

\* Most recent occurrence

INTRO

PLAYERS

OWNERSHIP

FRONT OFFICE

MEDIA

COMMUNITY INVESTMENT

HISTORY

PLAYOFFS

REVIEW

OPPONENTS

NBA



## Grizzlies Year-By-Year Individual Leaders

(Single-season team record holder in bold)

SEASON	SCORING AVERAGE	G	PTS	AVG	SEASON	TOTAL POINTS	PTS
<b>MEMPHIS</b>							
2010-11	Zach Randolph	75	1,504	20.1	2010-11	Zach Randolph	1,504
2009-10	Zach Randolph	81	1,681	20.8	2009-10	Zach Randolph	1,681
2008-09	Rudy Gay	79	1,493	18.9	2008-09	Rudy Gay	1,493
2007-08	Rudy Gay	81	1,632	20.1	2007-08	Rudy Gay	1,632
2006-07	Pau Gasol	59	1,226	20.8	2006-07	Mike Miller	1,293
2005-06	Pau Gasol	80	1,628	20.4	2005-06	Pau Gasol	1,628
2004-05	Pau Gasol	56	997	17.8	2004-05	Mike Miller	1,022
2003-04	Pau Gasol	78	1,381	17.7	2003-04	Pau Gasol	1,381
2002-03	Pau Gasol	82	1,555	19.0	2002-03	Pau Gasol	1,555
2001-02	Pau Gasol	82	1,441	17.6	2001-02	Pau Gasol	1,441

<b>VANCOUVER</b>							
2000-01	Shareef Abdur-Rahim	81	1,663	20.5	2000-01	Shareef Abdur-Rahim	1,663
1999-00	Shareef Abdur-Rahim	82	1,663	20.3	1999-00	Shareef Abdur-Rahim	1,663
<b>1998-99</b>	<b>Shareef Abdur-Rahim</b>	<b>50</b>	<b>1,152</b>	<b>23.0</b>	1998-99	Shareef Abdur-Rahim	1,152
1997-98	Shareef Abdur-Rahim	82	1,829	22.3	<b>1997-98</b>	<b>Shareef Abdur-Rahim</b>	<b>1,829</b>
1996-97	Shareef Abdur-Rahim	80	1,494	18.7	1996-97	Shareef Abdur-Rahim	1,494
1995-96	Greg Anthony	69	967	14.0	1995-96	Blue Edwards	1,043

SEASON	REBOUND AVERAGE	G	REBS	AVG	SEASON	TOTAL REBOUNDS	REBS
<b>MEMPHIS</b>							
2010-11	Zach Randolph	75	914	12.2	2010-11	Zach Randolph	914
2009-10	Zach Randolph	81	950	11.7	<b>2009-10</b>	<b>Zach Randolph</b>	<b>950</b>
2008-09	Marc Gasol	82	605	7.4	2008-09	Marc Gasol	605
2007-08	Mike Miller	79	467	6.7	2007-08	Rudy Gay	499
2006-07	Pau Gasol	59	581	9.8	2006-07	Pau Gasol	581
2005-06	Pau Gasol	80	713	8.9	2005-06	Pau Gasol	713
2004-05	Lorenzen Wright	80	613	7.7	2004-05	Lorenzen Wright	613
2003-04	Pau Gasol	78	600	7.7	2003-04	Pau Gasol	600
2002-03	Pau Gasol	82	720	8.8	2002-03	Pau Gasol	720
2001-02	Lorenzen Wright	43	405	9.4	2001-02	Pau Gasol	730

<b>VANCOUVER</b>							
2000-01	Shareef Abdur-Rahim	81	735	9.1	2000-01	Shareef Abdur-Rahim	735
1999-00	Shareef Abdur-Rahim	82	825	10.1	1999-00	Shareef Abdur-Rahim	825
1998-99	Shareef Abdur-Rahim	50	374	7.5	1998-99	Shareef Abdur-Rahim	374
1997-98	Bryant Reeves	74	585	7.9	1997-98	Bryant Reeves	585
1996-97	Bryant Reeves	75	610	8.1	1996-97	Bryant Reeves	610
1995-96	Bryant Reeves	77	570	7.4	1995-96	Bryant Reeves	570

SEASON	ASSISTS AVERAGE	G	AST	AVG	SEASON	TOTAL ASSISTS	AST
<b>MEMPHIS</b>							
2010-11	Mike Conley	81	528	6.5	2010-11	Mike Conley	528
2009-10	Mike Conley	80	425	5.3	2009-10	Mike Conley	425
2008-09	Mike Conley	82	354	4.3	2008-09	Mike Conley	354
2007-08	Mike Conley	53	222	4.2	2007-08	Kyle Lowry	296
2006-07	Damon Stoudamire	62	299	4.8	2006-07	Chuckie Atkins	346
2005-06	Pau Gasol	80	371	4.6	2005-06	Pau Gasol	371
2004-05	Jason Williams	71	399	5.6	2004-05	Jason Williams	399
2003-04	Jason Williams	72	492	6.8	2003-04	Jason Williams	492
2002-03	Jason Williams	76	631	8.3	2002-03	Jason Williams	631
2001-02	Jason Williams	65	519	8.0	2001-02	Jason Williams	519

<b>VANCOUVER</b>							
2000-01	Mike Bibby	82	685	8.4	2000-01	Mike Bibby	685
1999-00	Mike Bibby	82	665	8.1	1999-00	Mike Bibby	665
1998-99	Mike Bibby	50	325	6.5	1998-99	Mike Bibby	325
1997-98	Antonio Daniels	74	334	4.5	1997-98	Lee Mayberry	349
1996-97	Greg Anthony	65	407	6.3	1996-97	Greg Anthony	407
1995-96	Greg Anthony	69	476	6.9	1995-96	Greg Anthony	476

SEASON	STEALS AVERAGE	G	STLS	AVG	SEASON	TOTAL STEALS	STLS
<b>MEMPHIS</b>							
2010-11	Tony Allen	72	129	1.79	2010-11	Mike Conley	144
2009-10	Rudy Gay	80	118	1.48	2009-10	Rudy Gay	118
2008-09	Rudy Gay	79	98	1.24	2008-09	Rudy Gay	98
2007-08	Rudy Gay	81	111	1.37	2007-08	Rudy Gay	111
2006-07	Tarence Kinsey	48	53	1.10	2006-07	Rudy Gay	71
2005-06	Eddie Jones	75	131	1.75	2005-06	Eddie Jones	131
2004-05	Brian Cardinal	58	88	1.52	2004-05	Shane Battier	91
2003-04	James Posey	82	137	1.67	2003-04	James Posey	137
2002-03	Shane Battier	78	102	1.31	2002-03	Shane Battier	102
2001-02	Jason Williams	65	111	1.71	2001-02	Jason Williams	111

<b>VANCOUVER</b>							
2000-01	Mike Bibby	82	107	1.30	2000-01	Mike Bibby	107
1999-00	Mike Bibby	82	132	1.61	1999-00	Mike Bibby	132
1998-99	Mike Bibby	50	78	1.56	1998-99	Mike Bibby	78
1997-98	Shareef Abdur-Rahim	82	89	1.09	1997-98	Shareef Abdur-Rahim	89
1996-97	Greg Anthony	65	129	1.98	1996-97	Greg Anthony	129
1995-96	Eric Murdock	64	129	2.02	1995-96	Eric Murdock	129

## Grizzlies Year-By-Year Individual Leaders (Cont'd)

(Single-season team record holder in bold)

SEASON	BLOCKS AVERAGE	G	BLKS	AVG	SEASON	TOTAL BLOCKS	BLKS
<b>MEMPHIS</b>							
2010-11	Marc Gasol	81	136	1.68	2010-11	Marc Gasol	136
2009-10	Marc Gasol	69	109	1.58	2009-10	Marc Gasol	109
2008-09	Marc Gasol	82	90	1.10	2008-09	Marc Gasol	90
2007-08	Danko Milicic	70	114	1.63	2007-08	Danko Milicic	114
<b>2006-07</b>	<b>Pau Gasol</b>	<b>59</b>	<b>126</b>	<b>2.14</b>	2006-07	Pau Gasol	123
2005-06	Pau Gasol	80	153	1.91	2005-06	Pau Gasol	153
2004-05	Pau Gasol	56	93	1.66	2004-05	Pau Gasol	93
2003-04	Pau Gasol	78	132	1.69	2003-04	Pau Gasol	132
2002-03	Pau Gasol	82	148	1.80	2002-03	Pau Gasol	148
2001-02	Pau Gasol	82	169	2.06	<b>2001-02</b>	<b>Pau Gasol</b>	<b>169</b>

<b>VANCOUVER</b>							
2000-01	Stromile Swift	80	82	1.03	2000-01	Stromile Swift	82
1999-00	Shareef Abdur-Rahim	82	87	1.06	1999-00	Shareef Abdur-Rahim	87
1998-99	Shareef Abdur-Rahim	50	55	1.10	1998-99	Shareef Abdur-Rahim	55
1997-98	Bryant Reeves	74	80	1.08	1997-98	Bryant Reeves	80
1996-97	Roy Rogers	82	163	1.99	1996-97	Roy Rogers	163
1995-96	Bryant Reeves	77	55	0.71	1995-96	Bryant Reeves	55

SEASON	FIELD GOAL PCT	FGM	ATTS	FG%	SEASON	FIELD GOALS MADE	FGM
<b>MEMPHIS</b>							
2010-11	Marc Gasol	364	691	.527	2010-11	Zach Randolph	598
<b>2009-10</b>	<b>Marc Gasol</b>	<b>378</b>	<b>651</b>	<b>.581</b>	2009-10	Zach Randolph	652
2008-09	Marc Gasol	350	661	.530	2008-09	Rudy Gay	572
2007-08	Mike Miller	414	824	.502	2007-08	Rudy Gay	625
2006-07	Pau Gasol	462	858	.538	2006-07	Mike Miller	465
2005-06	Pau Gasol	600	1,194	.503	2005-06	Pau Gasol	600
2004-05	Pau Gasol	357	695	.514	2004-05	Mike Miller	387
2003-04	Bo Outlaw	159	312	.510	2003-04	Pau Gasol	506
2002-03	Pau Gasol	569	1,116	.510	2002-03	Pau Gasol	569
2001-02	Pau Gasol	551	1,064	.518	2001-02	Pau Gasol	551

<b>VANCOUVER</b>							
2000-01	Shareef Abdur-Rahim	604	1,280	.472	2000-01	Shareef Abdur-Rahim	604
1999-00	Othella Harrington	420	830	.506	1999-00	Shareef Abdur-Rahim	594
1998-99	Tony Massenburg	189	388	.487	1998-99	Shareef Abdur-Rahim	386
1997-98	Bryant Reeves	492	941	.523	<b>1997-98</b>	<b>Shareef Abdur-Rahim</b>	<b>653</b>
1996-97	Roy Rogers	244	483	.505	1996-97	Shareef Abdur-Rahim	550
1995-96	Bryant Reeves	401	877	.457	1995-96	B.Reeves, B.Edwards	401

SEASON	FREE THROW PCT	FTM	ATTS	FT%	SEASON	FREE THROWS MADE	FTM
<b>MEMPHIS</b>							
2010-11	Darrell Arthur	109	134	.813	2010-11	Zach Randolph	300
2009-10	O.J. Mayo	212	262	.809	2009-10	Zach Randolph	362
<b>2008-09</b>	<b>O.J. Mayo</b>	<b>247</b>	<b>281</b>	<b>.879</b>	2008-09	Marc Gasol	275
2007-08	Juan Carlos Navarro	124	146	.849	2007-08	Rudy Gay	248
2006-07	Chucky Atkins	252	311	.810	2006-07	Pau Gasol/Hakim Warrick	299
2005-06	Mike Miller	168	210	.800	2005-06	Pau Gasol	425
2004-05	Brian Cardinal	158	181	.873	2004-05	Pau Gasol	282
2003-04	Jason Williams	82	98	.837	2003-04	Pau Gasol	365
2002-03	Jason Williams	110	131	.840	2002-03	Pau Gasol	416
2001-02	Jason Williams	80	101	.792	2001-02	Pau Gasol	338

<b>VANCOUVER</b>							
2000-01	Shareef Abdur-Rahim	443	531	.834	2000-01	Shareef Abdur-Rahim	443
1999-00	Michael Dickerson	269	324	.830	1999-00	Shareef Abdur-Rahim	446
1998-99	Shareef Abdur-Rahim	369	439	.841	1998-99	Shareef Abdur-Rahim	369
1997-98	Blue Edwards	180	215	.837	<b>1997-98</b>	<b>Shareef Abdur-Rahim</b>	<b>502</b>
1996-97	Anthony Peeler	109	133	.820	1996-97	Shareef Abdur-Rahim	387
1995-96	Byron Scott	203	243	.835	1995-96	Greg Anthony	229

SEASON	3-PT FG PCT	3FG	ATTS	3FG%	SEASON	3-PT FGS MADE	3FG
<b>MEMPHIS</b>							
2010-11	Mike Conley	80	217	.369	2010-11	O.J. Mayo	96
2009-10	Mike Conley	82	212	.387	2009-10	O.J. Mayo	136
2008-09	Mike Conley	88	217	.406	2008-09	O.J. Mayo	145
2007-08	Mike Miller	155	359	.432	2007-08	Juan Carlos Navarro	156
2006-07	Mike Miller	202	498	.406	<b>2006-07</b>	<b>Mike Miller</b>	<b>202</b>
2005-06	Mike Miller	138	339	.407	2005-06	Mike Miller	138
<b>2004-05</b>	<b>Mike Miller</b>	<b>140</b>	<b>323</b>	<b>.433</b>	2004-05	Mike Miller	140
2003-04	James Posey	112	290	.386	2003-04	Jason Williams	120
2002-03	Wesley Person	100	231	.433	2002-03	Jason Williams	143
2001-02	Shane Battier	103	276	.373	2001-02	Jason Williams	127

<b>VANCOUVER</b>							
2000-01	Mike Bibby	108	285	.379	2000-01	Mike Bibby	108
1999-00	Michael Dickerson	119	291	.409	1999-00	Michael Dickerson	119
1998-99	Sam Mack	42	108	.389	1998-99	Sam Mack	49
1997-98	Pete Chilcutt	54	130	.415	1997-98	Sam Mack	110
1996-97	Lee Mayberry	83	221	.376	1996-97	Anthony Peeler	128
1995-96	Chris King	44	113	.389	1995-96	Greg Anthony	90

INTRO

PLAYERS

OWNERSHIP

FRONT OFFICE

MEDIA

COMMUNITY INVESTMENT

HISTORY

PLAYOFFS

REVIEW

OPPONENTS

NBA



## Grizzlies Year-By-Year Individual Leaders (Cont'd)

(Single-season team record holder in bold)

SEASON	FG ATTEMPTS	FGA	SEASON	FT ATTEMPTS	FTA
<b>MEMPHIS</b>					
2010-11	Zach Randolph	1,188	2010-11	Zach Randolph	396
2009-10	Zach Randolph	1,336	2009-10	Zach Randolph	465
2008-09	O.J. Mayo	1,283	2008-09	Marc Gasol	375
<b>2007-08</b>	<b>Rudy Gay</b>	<b>1,354</b>	2007-08	Kyle Lowry	348
2006-07	Mike Miller	1,010	2006-07	Pau Gasol	400
2005-06	Pau Gasol	1,194	2005-06	Pau Gasol	617
2004-05	Pau Gasol	695	2004-05	Pau Gasol	367
2003-04	Pau Gasol	1,049	2003-04	Pau Gasol	511
2002-03	Pau Gasol	1,116	2002-03	Pau Gasol	565
2001-02	Pau Gasol	1,064	2001-02	Pau Gasol	477

<b>VANCOUVER</b>					
2000-01	Shareef Abdur-Rahim	1,280	2000-01	Shareef Abdur-Rahim	531
1999-00	Shareef Abdur-Rahim	1,277	1999-00	Shareef Abdur-Rahim	551
1998-99	Shareef Abdur-Rahim	893	1998-99	Shareef Abdur-Rahim	439
1997-98	Shareef Abdur-Rahim	1,347	<b>1997-98</b>	<b>Shareef Abdur-Rahim</b>	<b>640</b>
1996-97	Shareef Abdur-Rahim	1,214	1996-97	Shareef Abdur-Rahim	519
1995-96	Blue Edwards	956	1995-96	Bryant Reeves	299

SEASON	3-PT FG ATTEMPTS	3FGA	SEASON	MINUTES	MIN
<b>MEMPHIS</b>					
2010-11	O.J. Mayo	264	2010-11	Mike Conley	2,872
2009-10	O.J. Mayo	355	2009-10	Rudy Gay	3,175
2008-09	O.J. Mayo	378	2008-09	O.J. Mayo	3,120
2007-08	Juan Carlos Navarro	432	2007-08	Rudy Gay	3,000
<b>2006-07</b>	<b>Mike Miller</b>	<b>498</b>	2006-07	Mike Miller	2,740
2005-06	Eddie Jones	374	2005-06	Pau Gasol	3,135
2004-05	Jason Williams	330	2004-05	Shane Battier	2,516
2003-04	Jason Williams	364	2003-04	Pau Gasol	2,458
2002-03	Jason Williams	404	2002-03	Pau Gasol	2,948
2001-02	Jason Williams	430	2001-02	Shane Battier	3,097

<b>VANCOUVER</b>					
2000-01	Mike Bibby	285	<b>2000-01</b>	<b>Shareef Abdur-Rahim</b>	<b>3,241</b>
1999-00	Michael Dickerson	291	1999-00	Shareef Abdur-Rahim	3,223
1998-99	Sam Mack	108	1998-99	Shareef Abdur-Rahim	2,021
1997-98	Sam Mack	269	1997-98	Shareef Abdur-Rahim	2,950
1996-97	Anthony Peeler	343	1996-97	Shareef Abdur-Rahim	2,802
1995-96	Greg Anthony	271	1995-96	Blue Edwards	2,773

SEASON	GAMES	GM	SEASON	GAMES STARTED	GS
<b>MEMPHIS</b>					
2010-11	Mike Conley, Marc Gasol	81	2010-11	Mike Conley, Marc Gasol	81
<b>2009-10</b>	<b>O.J. Mayo</b>	<b>82</b>	<b>2009-10</b>	<b>O.J. Mayo</b>	<b>82</b>
2008-09	Four players tied with	82	2008-09	<b>O.J. Mayo</b>	<b>82</b>
<b>2007-08</b>	<b>Kyle Lowry, Juan Carlos Navarro</b>	<b>82</b>	2007-08	Rudy Gay	81
2006-07	Hakim Warrick	82	2006-07	Mike Miller	69
2005-06	Shane Battier	81	2005-06	Shane Battier	81
2004-05	S. Battier, E. Watson, L. Wright	80	2004-05	Lorenzen Wright	77
<b>2003-04</b>	<b>James Posey, Bo Outlaw</b>	<b>82</b>	<b>2003-04</b>	<b>James Posey</b>	<b>82</b>
2002-03	Pau Gasol	82	2002-03	Pau Gasol	82
2001-02	Pau Gasol	82	2001-02	Pau Gasol	79

<b>VANCOUVER</b>					
2000-01	Mike Bibby	82	2000-01	Mike Bibby	82
<b>1999-00</b>	<b>Four players tied with</b>	<b>82</b>	<b>1999-00</b>	<b>Four players tied with</b>	<b>82</b>
1998-99	S. Abdur-Rahim, M. Bibby	50	1998-99	Shareef Abdur-Rahim, Mike Bibby	50
<b>1997-98</b>	<b>Shareef Abdur-Rahim, Pete Chilcutt, Geroge Lynch</b>	<b>82</b>	<b>1997-98</b>	<b>Shareef Abdur-Rahim</b>	<b>82</b>
1996-97	Roy Rogers	82	1996-97	Bryant Reeves	75
1995-96	Blue Edwards	82	1995-96	Blue Edwards	82





# Grizzlies All-Time Top Individual Single-Game Performances

(Current players in bold)

	GRIZZLIES	Game	Date	OPPONENTS	Game	Date
POINTS	45 Mike Miller	Mem at GS	2/21/07	60 Kobe Bryant	LAL at Mem	3/22/07
	44 Pau Gasol	Mem vs Sea	3/28/06	56 Kobe Bryant	LAL vs Mem	1/14/02
	43 Pau Gasol	Mem at GS	1/11/08	53 Kobe Bryant	LAL vs Mem	3/28/08
	41 Bryant Reeves	Van at Bos	1/15/98	51 LeBron James	Cle at Mem	1/15/08
	41 Mike Miller	Mem vs Den	3/17/06	50 Jamal Mashburn	NO vs Mem	2/21/03
	<b>41 Rudy Gay</b>	<b>Mem at Mia</b>	<b>12/13/09</b>	48 Kevin Martin	Sac vs Mem	11/2/09
	40 Anthony Peeler	Van at NJ	2/4/97	46 Antonio McDyess	Den vs Van	2/28/99
	40 Michael Dickerson	Van at LAC	2/10/00	45 Kobe Bryant	LAL at Mem	11/29/02
	<b>40 O.J. Mayo</b>	<b>Mem at Den</b>	<b>11/1/09</b>	45 Kobe Bryant	LAL vs Mem	12/28/05
	39 Bryant Reeves	Van at Pho	4/19/97	44 Elton Brand	LAC vs Mem	2/10/06
	39 Shareef Abdur-Rahim	Van vs Bos	2/17/99	44 Kobe Bryant	LAL at Mem	2/1/10
	39 Pau Gasol	Mem vs Was	2/27/06	<b>43 Zach Randolph</b>	<b>Por vs Mem</b>	<b>3/29/07</b>
	38 Bryant Reeves	Van vs Tor	3/8/98	43 Chris Paul	NO vs Mem	12/7/07
	38 Shareef Abdur-Rahim	Van vs Mil	1/7/01	43 LeBron James	Cle at Mem	12/8/09
	38 Jason Williams	Mem vs Hou	11/30/01	42 Hakeem Olajuwon	Hou at Van	3/10/96
	38 James Posey	Mem at Atl	3/29/04	42 Tim Duncan	SA vs Van	12/9/99
				42 Stephon Marbury	NJ at Van	1/27/00
				42 Amar'e Stoudemire	Pho at Mem	1/15/07
				<b>42 Zach Randolph</b>	<b>Por at Mem</b>	<b>1/27/07</b>
				42 Carmelo Anthony	Den vs Mem	11/1/09
REBOUNDS	26 Lorenzen Wright	Mem vs Dal	11/4/01	23 Patrick Ewing	NY at Van	1/20/96
	<b>25 Zach Randolph</b>	<b>Mem at NY</b>	<b>2/27/10</b>	23 Elton Brand	LAC at Mem	2/25/02
	<b>24 Zach Randolph</b>	<b>Mem vs Den</b>	<b>12/20/09</b>	23 Dwight Howard	Orl at Mem	11/20/06
	22 Shareef Abdur-Rahim	Van vs Dal	2/6/00	23 Tyson Chandler	NOK at Mem	2/13/07
	22 Shareef Abdur-Rahim	Van at GS	4/18/01			
ASSISTS	19 Jason Williams	Mem vs GS	3/30/02	23 Nick Van Exel	LAL at Van	1/5/97
	18 Mike Bibby	Van at Sea	1/12/01	21 Deron Williams	Uta vs Mem	1/24/07
	18 Mike Bibby	Van at Den	4/7/01	20 Avery Johnson	SA vs Van	12/17/97
	18 Mike Bibby	Van vs Hou	4/14/01	19 Baron Davis	GS vs Mem	1/11/08
				19 Deron Williams	Uta at Mem	3/1/08
FGS MADE	18 Bryant Reeves	Van at Pho	4/19/97	21 Kobe Bryant	LAL vs Mem	1/14/02
	17 Michael Dickerson	Van at LAC	2/10/00	20 Kobe Bryant	LAL at Mem	3/22/07
	17 Pau Gasol	Mem vs Sea	3/28/06	19 Tim Duncan	SA vs Van	4/1/99
	17 Pau Gasol	Mem vs LAL	3/22/07	19 Kobe Bryant	LAL vs Mem	3/28/08
	17 Pau Gasol	Mem at GS	1/11/08	19 Kobe Bryant	LAL vs Mem	11/6/09
	<b>17 O.J. Mayo</b>	<b>Mem at Den</b>	<b>11/1/09</b>			
3FGS MADE	9 Mike Miller	Mem vs GS	1/3/07	9 Chuck Person	SA at Van	12/30/97
	9 Mike Miller	Mem at GS	2/21/07	9 Vince Carter	NJ vs Mem	12/11/06
	8 Sam Mack	Van vs Dal	2/14/99	9 Kobe Bryant	LAL vs Mem	3/28/08
	8 Juan Carlos Navarro	Mem vs NO	11/16/07	9 Toney Douglas	NY vs Mem	3/17/11
	8 Mike Miller	Mem at Min	4/6/08			
FTS MADE	16 Shareef Abdur-Rahim	Van vs LAC	2/10/99	17 Kobe Bryant	LAL at Mem	3/22/07
	16 Shareef Abdur-Rahim	Van vs LAL	2/23/99	16 Speedy Claxton	GS at Mem	2/25/04
	15 (9) Kyle Lowry*	Mem vs Cle	1/13/09	16 Allen Iverson	Phi vs Mem	2/9/05
				16 Corey Maggette	LAC at Mem	1/26/08
				16 Kevin Martin	Sac vs Mem	3/26/08
STEALS	<b>7 (7) Mike Conley*</b>	<b>Mem vs Min</b>	<b>10/30/10</b>	8 Ron Artest	Chi vs Van	2/24/01
				8 Rajon Rondo	Bos vs Mem	3/23/11
BLOCKS	8 Stromile Swift	Mem vs Phi	11/20/02	10 Hakeem Olajuwon	Hou at Van	12/13/95
	8 Pau Gasol	Mem vs Pho	2/20/04	9 (5) Tim Duncan	SA vs Mem	1/26/07
	8 Pau Gasol	Mem vs Sac	1/29/07			
SCORING OFF BENCH	41 Mike Miller	Mem vs Den	3/17/06	34 Corey Maggette	LAC at Mem	1/3/03
	32 Mike Miller	Mem at Hou	12/31/06	32 Chuck Person	SA at Van	12/30/97
	31 Stromile Swift	Mem at Sea	4/17/02	31 Donyell Marshall	Chi vs Mem	11/16/02
				31 Al Harrington	NY vs Mem	2/27/10

\* Most recent occurrence

INTRO

PLAYERS

OWNERSHIP

FRONT OFFICE

MEDIA

COMMUNITY INVESTMENT

HISTORY

PLAYOFFS

REVIEW

OPPONENTS

NBA



## Grizzlies Career Leaders Through the 2010-2011 Season

(Current players in bold)

GAMES	POINTS	REBOUNDS	ASSISTS
Pau Gasol	476	8,966	4,096
Stromile Swift	441	Shareef Abdur-Rahim	3,070
<b>Shane Battier</b>	<b>419</b>	<b>Rudy Gay</b>	<b>2,745</b>
Bryant Reeves	395	Mike Miller	2,386
Shareef Abdur-Rahim	375	Bryant Reeves	2,128
<b>Rudy Gay</b>	<b>372</b>	<b>Shane Battier</b>	<b>2,092</b>
Mike Miller	371	Stromile Swift	<b>2,000</b>
Lorenzen Wright	336	<b>O.J. Mayo</b>	<b>1,864</b>
Hakim Warrick	307	<b>Mike Conley</b>	<b>1,814</b>
<b>Mike Conley</b>	<b>296</b>	Jason Williams	1,813
		Mike Miller	1,813
			Lee Mayberry
			701

GAMES STARTED	SCORING AVERAGE	REBOUND AVERAGE	ASSIST AVERAGE
Pau Gasol	470	Shareef Abdur-Rahim	20.8
Shareef Abdur-Rahim	366	<b>Zach Randolph</b>	<b>20.4</b>
Bryant Reeves	341	Pau Gasol	18.8
<b>Rudy Gay</b>	<b>336</b>	<b>Rudy Gay</b>	<b>17.4</b>
<b>Shane Battier</b>	<b>279</b>	Michael Dickerson	16.7
Mike Miller	277	<b>O.J. Mayo</b>	<b>16.0</b>
Jason Williams	277	Mike Bibby	14.7
<b>Mike Conley</b>	<b>268</b>	Mike Miller	14.6
Lorenzen Wright	263	<b>Marc Gasol</b>	<b>12.6</b>
<b>Marc Gasol</b>	<b>225</b>	Chuckie Atkins	12.5
		<i>min: 100 games</i>	
		<b>Zach Randolph</b>	<b>11.9</b>
		Pau Gasol	8.6
		Shareef Abdur-Rahim	8.2
		<b>Marc Gasol</b>	<b>7.8</b>
		Lorenzen Wright	7.1
		Bryant Reeves	6.9
		Othella Harrington	6.8
		<b>Rudy Gay</b>	<b>5.6</b>
		Darko Milicic	5.3
		George Lynch	5.1
		<i>min: 100 games</i>	
		Mike Bibby	7.8
		Jason Williams	7.0
		Greg Anthony	6.6
		<b>Mike Conley</b>	<b>5.2</b>
		Brevin Knight	5.0
		Damon Stoudamire	4.6
		Lee Mayberry	4.2
		Earl Watson	4.1
		Chuckie Atkins	4.0
		Kyle Lowry	3.6
		<i>min: 100 games</i>	

FIELD GOALS MADE	FIELD GOAL ATTS	FREE THROWS MADE	FREE THROW ATTS
Pau Gasol	3,324	Pau Gasol	6,533
Shareef Abdur-Rahim	2,787	Shareef Abdur-Rahim	6,011
<b>Rudy Gay</b>	<b>2,527</b>	<b>Rudy Gay</b>	<b>5,534</b>
Bryant Reeves	1,999	Bryant Reeves	4,208
Mike Miller	1,967	Mike Miller	4,127
		Bryant Reeves	945
		Pau Gasol	2,301
		Shareef Abdur-Rahim	2,147
		<b>Rudy Gay</b>	<b>1,159</b>
		Stromile Swift	984
		Bryant Reeves	945
		Pau Gasol	3,152
		Shareef Abdur-Rahim	2,680
		<b>Rudy Gay</b>	<b>1,510</b>
		Stromile Swift	1,387
		Bryant Reeves	1,345

MINUTES	FIELD GOAL PCT	3-PT FG PCT	FREE THROW PCT
Pau Gasol	16,904	<b>Marc Gasol</b>	<b>.545</b>
Shareef Abdur-Rahim	14,237	Pau Gasol	.509
<b>Rudy Gay</b>	<b>13,375</b>	Hakim Warrick	.500
<b>Shane Battier</b>	<b>13,339</b>	<b>Zach Randolph</b>	<b>.495</b>
Bryant Reeves	12,071	Othella Harrington	.493
		<i>min: 500 FGM</i>	
		Mike Miller	.414
		Wesley Person	.405
		Sam Mack	.403
		Pete Chilcutt	.393
		Michael Dickerson	.392
		<i>min: 50 FGM</i>	
		Brian Cardinal	.847
		James Posey	.839
		Byron Scott	.835
		<b>O.J. Mayo</b>	<b>.828</b>
		Jason Williams	.817
		<i>min: 200 FTM</i>	

3-PT FG MADE	3-PT FG ATTS	OFFENSIVE REBS	DEFENSIVE REBS
Mike Miller	737	Mike Miller	1,778
Jason Williams	500	Jason Williams	1,543
<b>Shane Battier</b>	<b>403</b>	<b>Rudy Gay</b>	<b>1,118</b>
<b>Rudy Gay</b>	<b>394</b>	<b>Shane Battier</b>	<b>1,062</b>
O.J. Mayo	377	O.J. Mayo	997
		Lorenzen Wright	763
		Pau Gasol	1,200
		Shareef Abdur-Rahim	950
		Bryant Reeves	856
		<b>Shane Battier</b>	<b>764</b>
		Lorenzen Wright	763
		Pau Gasol	2,896
		Shareef Abdur-Rahim	2,120
		Stromile Swift	1,889
		Lorenzen Wright	1,623
		Mike Miller	1,584

STEALS	STEALS PER GAME	BLOCKS	BLOCKS PER GAME
<b>Shane Battier</b>	<b>523</b>	Greg Anthony	1.83
<b>Rudy Gay</b>	<b>489</b>	Mike Bibby	1.48
Shareef Abdur-Rahim	416	Eddie Jones	1.47
<b>Mike Conley</b>	<b>387</b>	James Posey	1.40
Jason Williams	369	Brevin Knight	1.37
		<i>min: 100 games</i>	
		Pau Gasol	877
		Stromile Swift	607
		<b>Shane Battier</b>	<b>428</b>
		Shareef Abdur-Rahim	374
		<b>Marc Gasol</b>	<b>335</b>
		<i>min: 100 games</i>	
		Pau Gasol	1.84
		<b>Marc Gasol</b>	<b>1.44</b>
		Stromile Swift	1.38
		Darko Milicic	1.26
		<b>Shane Battier</b>	<b>1.02</b>
		<i>min: 100 games</i>	

MINUTES PER GAME	TURNOVERS	PERSONAL FOULS	DISQUALIFICATIONS
Shareef Abdur-Rahim	38.0	Pau Gasol	1,238
Mike Bibby	37.9	Shareef Abdur-Rahim	1,148
<b>Zach Randolph</b>	<b>37.0</b>	<b>Rudy Gay</b>	<b>837</b>
Michael Dickerson	36.6	Mike Miller	761
<b>Rudy Gay</b>	<b>36.0</b>	Bryant Reeves	744
		Shareef Abdur-Rahim	1,019
		Pau Gasol	1,365
		Stromile Swift	1,152
		<b>Shane Battier</b>	<b>1,080</b>
		<b>Shane Battier</b>	<b>1,064</b>
		Lorenzen Wright	1,019
		Bryant Reeves	27
		Mike Miller	13
		<b>Rudy Gay</b>	<b>12</b>
		Stromile Swift	12
		Lorenzen Wright	12
		<i>min: 100 games</i>	



## Grizzlies Rookie Records

(Current players in **bold**)

CATEGORY	PLAYER	SEASON
Scoring, Total Points	<b>1,516</b> <b>O.J. Mayo</b>	<b>2008-09 (Mem)</b>
Scoring, Average	18.7 Shareef Abdur-Rahim	1996-97 (Van)
Total Rebounds	730 Pau Gasol	2001-02 (Mem)
Offensive Rebounds	238 Pau Gasol	2001-02 (Mem)
Defensive Rebounds	492 Pau Gasol	2001-02 (Mem)
Rebounds Average	8.9 Pau Gasol	2001-02 (Mem)
Total Assists	334 Antonio Daniels	1997-98 (Van)
Assist Average	6.5 Mike Bibby	1998-99 (Van)
Total Steals	121 Shane Battier	2001-02 (Mem)
Steals Average	1.56 Mike Bibby	1998-99 (Van)
Total Blocks	169 Pau Gasol	2001-02 (Mem)
Blocks Average	2.06 Pau Gasol	2001-02 (Mem)
Field Goal %	<b>.530</b> <b>Marc Gasol</b>	<b>2008-09 (Mem)</b>
Field Goals Made	<b>562</b> <b>O.J. Mayo</b>	<b>2008-09 (Mem)</b>
Field Goal Attempts	<b>1,283</b> <b>O.J. Mayo</b>	<b>2008-09 (Mem)</b>
3-Pt Field Goal %	<b>.384</b> <b>O.J. Mayo</b>	<b>2008-09 (Mem)</b>
3-Pt Field Goals Made	156 Juan Carlos Navarro	2007-08 (Mem)
3-Pt Field Goal Attempts	432 Juan Carlos Navarro	2007-08 (Mem)
Free Throw %	<b>.879</b> <b>O.J. Mayo</b>	<b>2008-09 (Mem)</b>
Free Throws Made	387 Shareef Abdur-Rahim	1996-97 (Van)
Free Throw Attempts	519 Shareef Abdur-Rahim	1996-97 (Van)
Games Played	82 Pau Gasol / Juan Carlos Navarro / <b>O.J. Mayo</b> / <b>Marc Gasol</b>	2001-02 / 2007-08 / <b>(2) 2008-09 (All Mem)</b>
Games Started	<b>82</b> <b>O.J. Mayo</b>	<b>2008-09 (Mem)</b>
Minutes Played	<b>3,120</b> <b>O.J. Mayo</b>	<b>2008-09 (Mem)</b>

SINGLE GAME	PLAYER	DATE / OPPONENT
Most Points	37 Shareef Abdur-Rahim	Van vs Sac, 1/11/97
Most Rebounds	18 Bryant Reeves	Van vs OrL, 3/15/96
Most Assists	12 (2) Mike Bibby*	Van vs Min, 3/4/99
Most Steals	5 Mike Bibby	Van vs Min, 3/18/99
	5 (4) Shane Battier*	Mem vs Uta, 3/11/02
	5 Kyle Lowry	Mem vs OrL, 11/20/06
	5 Tarence Kinsey	Mem vs Pho, 4/3/07
Most Blocks	7 Bryant Reeves	Van vs Sac, 4/12/96
	7 (2) Pau Gasol*	Mem vs Ind, 3/7/02
Most Three-Pointers Made	8 Juan Carlos Navarro	Mem vs NO, 11/16/07

## Miscellaneous Individual Records

MOST CONSECUTIVE	PLAYER	DATES
Games played	228 Shareef Abdur-Rahim	4/6/97 to 11/16/00 (220+8)
Games started	228 Shareef Abdur-Rahim	4/6/97 to 11/16/00 (220+8)
Grizzlies points scored, one game*	22 Shareef Abdur-Rahim	12/1/00 (over a 12:32 span)
Field goals made	<b>15</b> <b>Marc Gasol</b>	<b>11/14/09 (8/8) to 11/18/09 (first 7 att.)</b>
Field goals made, one game	<b>(3) Marc Gasol*</b>	<b>2/24/10 at Was</b>
3-Point field goals made	9 Mike Bibby	1/7/00 (last 3 att.) to 1/10/00 (6/6)
	9 Mike Miller	12/7/04 (4/4), 12/8/04 (2/2) to 12/10/04 (first 3 att.)
Free throws made	34 Anthony Peeler	1/19/97 to 3/6/97
	29 (2) Pau Gasol*	1/24/06 to 1/28/06

#Note Shareef Abdur-Rahim scored all 20 Grizzlies points in the 4th quarter vs. Indiana on 12/1/00.

MOST CONSECUTIVE APPEARANCES WITH...	PLAYER	DATES
At least one point, current	476 Pau Gasol	11/1/01 to 1/28/08
Double-double	<b>14</b> <b>Zach Randolph*</b>	<b>1/4/11 to 1/29/11</b>
10 points or more	110 Shareef Abdur-Rahim	2/24/00 to 4/18/01
20 points or more	110 Shareef Abdur-Rahim	12/17/97 to 1/13/98
30 points or more	3 (2) Pau Gasol*	3/24/06 to 3/28/06
10 rebounds or more	<b>14</b> <b>Zach Randolph</b>	<b>1/4/11 to 1/29/11</b>
	9 Shareef Abdur-Rahim	11/2/99 to 11/21/99
	<b>9</b> <b>Zach Randolph</b>	<b>12/16/09 to 1/5/10</b>
10 assists or more	4 Mike Bibby	3/29/00 to 4/4/00
	4 Jason Williams	3/19/03 to 3/24/03
At least one 3FGM	27 Mike Miller	12/13/06 to 1/3/07

\* Most recent occurrence

INTRO

PLAYERS

OWNERSHIP

FRONT OFFICE

MEDIA

COMMUNITY INVESTMENT

HISTORY

PLAYOFFS

REVIEW

OPPONENTS

NBA



## Miscellaneous Individual Records

(Current players in bold)

### MOST POINTS, REBOUNDS OR

#### ASSISTS IN CONSECUTIVE GAMES

		PLAYER	DATES
<b>Most points</b>	- 2 consecutive games	77 Pau Gasol	3/26/06 to 3/28/06
	- 3 consecutive games	113 Pau Gasol	3/24/06 to 3/28/06
	- 5 consecutive games	151 Pau Gasol	3/21/06 to 3/28/06
	- 10 consecutive games	<b>261 Zach Randolph</b>	<b>12/18/09 to 1/8/10</b>
<b>Most rebounds</b>	- 2 consecutive games	<b>42 Zach Randolph</b>	<b>12/20/09 to 12/22/09</b>
	- 3 consecutive games	<b>58 Zach Randolph</b>	<b>12/18/09 to 12/22/09</b>
	- 5 consecutive games	<b>91 Zach Randolph</b>	<b>12/18/09 to 12/28/09</b>
	- 10 consecutive games	<b>147 Zach Randolph</b>	<b>12/8/09 to 12/28/09</b>
<b>Most assists</b>	- 2 consecutive games	34 Mike Bibby	1/12/01 to 1/13/01
	- 3 consecutive games	43 Mike Bibby	1/9/01 to 1/13/01
	- 5 consecutive games	64 Mike Bibby	(2) 1/7/01 to 1/15/01
		64 Jason Williams	3/19/03 to 3/26/03
	- 10 consecutive games	114 Mike Bibby	12/29/00 to 1/17/01
		114 Jason Williams	3/8/03 to 3/24/03

## Special Achievements

#### TRIPLE DOUBLES

#### OPPONENT

#### DATE

#### THE NUMBERS

Blue Edwards	Van vs Dal	3/1/96	15 points, 13 rebounds, 11 assists
Shareef Abdur-Rahim	Van at Pho	4/19/97	26 points, 10 rebounds, 10 assists
Mike Bibby	Van vs Dal	4/2/00	14 points, 11 rebounds, 11 assists
Mike Miller	Mem vs Sac	1/10/06	21 points, 10 rebounds, 10 assists
Pau Gasol	Mem at Sea	3/8/06	21 points, 12 rebounds, 12 assists
Pau Gasol	Mem at Uta	1/24/07	17 points, 13 rebounds, 12 assists

#### FOUR-POINT PLAYS

#### OPPONENT

#### DATE

Greg Anthony	Van vs Ind	3/8/96
Byron Scott	Van vs Orl	3/15/96
Anthony Peeler	Van vs GS	11/3/96
Dennis Scott	Van vs Sac	12/13/99
Will Solomon	Mem vs Orl	1/19/02
Wesley Person	Mem vs Mil	12/20/02
Shane Battier	Mem at NY	3/11/03
Shane Battier	Mem vs Pho	3/26/03
Pau Gasol	Mem vs Ind	1/11/05
Bobby Jackson	Mem at Mil	2/4/06
Mike Miller (twice)	Mem vs LAC	12/14/07

#### PERFECT FROM FIELD

#### OPPONENT

#### DATE

#### THE NUMBERS

George Lynch	Van vs Hou	2/12/98	6-of-6 FG
Felipe Lopez	Van at LAC	4/24/99	6-of-6 FG
Grant Long	Van at Was	2/20/01	6-of-6 FG
Tony Massenburg	Van vs Por	3/9/01	6-of-6 FG
Stromile Swift	Mem at GS	1/23/02	7-of-7 FG
Stromile Swift	Mem vs Chi	3/12/03	8-of-8 FG
Lorenzen Wright	Mem at NJ	3/24/05	8-of-8 FG
Andre Brown	Mem at Por	4/15/08	6-of-6 FG
<b>Marc Gasol</b>	<b>Mem vs Min</b>	<b>11/14/09</b>	<b>8-of-8 FG</b>
<b>Marc Gasol</b>	<b>Mem at Mia</b>	<b>12/13/09</b>	<b>7-of-7 FG</b>

min. 6 attempts



## Grizzlies All-Time Roster

Player	Seasons	Gm	Gs	Player	Seasons	Gm	Gs
Abdul-Rauf, Mahmoud	2000-01	41	0	Lowry, Kyle	2006-07 to 2008-09	141	30
Abdur-Rahim, Shareef	1996-97 to 2000-01	375	366	Lynch, George	1996-97 to 1997-98	123	27
Allen, Tony	2010-11	72	31	Mack, Sam	1997-98 to 1998-99	76	69
Amaya, Ashraf	1995-96	54	34	Manning, Rich	1995-96 to 1996-97	45	1
Anderson, Nick	2001-02	15	0	Martin, Quonzo	1995-96	4	0
Anthony, Greg	1995-96 to 1996-97	134	112	Martin, Derrick	1995-96	24	0
Archibald, Robert	2002-03	12	0	Massenburg, Tony	1997-98 to 1998-99;		
Arthur, Darrell	2008-09 to 2010-11	188	73		2000-01 to 2001-02	229	99
Atkins, Chucky	2005-06 to 2006-07	118	62	Mayberry, Lee	1996-97 to 1998-99	168	70
Austin, Isaac	2000-01 to 2001-02	73	24	Mayo, O.J.	2008-09 to 2010-11	235	181
Avent, Anthony	1995-96	71	32	McKie, Aaron*	2007-08	0	0
Battiste, Mike	2002-03	75	2	Mihm, Chris*	2008-09	0	0
Battier, Shane	2001-02 to 2005-06, 2010-11	419	279	Miles, Darius	2008-09	34	0
Bell, Troy	2003-04	6	0	Milicic, Darko	2007-08 to 2008-09	131	79
Benjamin, Benoit	1995-96	13	13	Miller, Mike	2002-03 to 2007-08	371	277
Bibby, Mike	1998-99 to 2000-01	214	214	Mobley, Eric	1995-96 to 1996-97	62	9
Brewer, Ronnie	2009-10	5	0	Moten, Lawrence	1995-96 to 1996-97	111	21
Brown, Andre	2007-08	33	1	Muller, Dan*	1998-99	0	0
Brown, Kwame	2007-08	15	1	Murdoch, Eric	1995-96	64	14
Brown, Marcus*	1997-98	0	0	Navarro, Juan Carlos	2007-08	82	30
Buckner, Greg	2008-09	63	0	N'diaye, Makhtar	1998-99	4	0
Buford, Rodney	2001-02	63	21	Newbill, Ivano	1997-98	28	2
Burks, Antonio	2004-05 to 2005-06	81	1	Norris, Moochie	1996-97	8	0
Cardinal, Brian	2004-05 to 2007-08	159	18	Outlaw, Bo	2003-04	82	1
Carmey, Rodney	2010-11	2	0	Owens, Chris	2002-03	1	0
Carr, Antoine	1999-00	21	0	Padgett, Scott	2006-07	7	0
Carroll, DeMarre	2009-10 to 2010-11	78	1	Palacio, Milt	1999-00	53	0
Chilcutt, Pete	1996-97 to 1998-99	182	1	Parks, Cherokee	1998-99 to 1999-00	104	55
Collins, Jason	2007-08	31	3	Peeler, Anthony	1996-97 to 1997-98	80	65
Conley, Mike	2007-08 to 2010-11	296	268	Perry, Elliot	2001-02	2	0
Conroy, Will	2006-07	3	0	Person, Wesley	2002-03 to 2003-04	82	44
Crittendon, Javaris	2007-08 to 2008-09	35	0	Posey, James	2003-04 to 2004-05	132	100
Daniels, Antonio	1997-98	74	50	Powe, Leon	2010-11	16	0
Dehere, Terry	1998-99	22	0	Price, Brent	1999-00 to 2000-01	47	0
Dickerson, Michael	1999-00 to 2002-03	162	156	Randolph, Zach	2009-10 to 2010-11	156	155
Edwards, Blue	1995-96 to 1997-98	224	114	Reeves, Bryant	1995-96 to 2001-02	395	341
Edwards, Doug	1995-96 to 1997-98	31	0	Rhodes, Rodrick	1998-99	10	1
Edwards, Kevin	2000-01	46	5	Richardson, Jeremy	2007-08	3	0
Ekezie, Obinna	1999-00	39	0	Roberson, Anthony	2005-06	16	0
Emmett, Andre	2004-05	8	0	Roberts, Lawrence	2005-06 to 2006-07	87	18
Fontaine, Isaac	2001-02	6	0	Robinson, Chris	1996-97 to 1997-98	57	6
Fotsis, Antonis	2001-02	28	1	Robinson, Larry	1997-98	6	0
Foyle, Adonal	2008-09	1	0	Rogers, Roy	1996-97	82	50
Francis, Steve*	2008-09	0	0	Ross, Quinton	2008-09	68	7
Gasol, Marc	2008-09 to 2010-11	232	225	Sasser, Jason	1998-99	6	0
Gasol, Pau	2001-02 to 2007-08	476	470	Scott, Byron	1995-96	80	0
Gattison, Kenny	1995-96	25	14	Scott, Dennis	1999-00	66	0
Gay, Rudy	2006-07 to 2010-11	372	336	Smith, Ish	2010-11	15	0
Gilder, Trey	2009-10	2	0	Smith, Michael	1997-98 to 1998-99	78	39
Gill, Eddie	2001-02	23	5	Smith, Theron	2003-04	20	0
Gricek, Gordan	2002-03	49	35	Solomon, Will	2001-02	62	4
Gooden, Drew	2002-03	51	29	Stephens, Joe	1999-00	13	0
Haddadi, Hamed	2008-09 to 2010-11	86	0	Stoudamire, Damon	2005-06 to 2007-08	118	107
Harrington, Junior	2006-07	29	8	Strickland, Erick	2000-01	22	0
Harrington, Othella	1999-00 to 2000-01	126	122	Swift, Stromlie	2000-01 to 2004-05;	441	92
Harvey, Antonio	1995-96	18	6		2006-07 to 2007-08		
Henry, Xavier	2010-11	38	16	Thabeet, Hasheem	2009-10 to 2010-11	113	13
Henderson, J.R.	1998-99	30	0	Thomas, John	2005-06	3	0
Herrera, Carl	1998-99	4	0	Thorpe, Otis	1997-98	47	46
Hudson, Lester	2009-10	9	0	Tinsley, Jamaal	2009-10	38	1
Humphrey, Ryan	2003-04 to 2004-05	50	0	Trybanski, Cezary	2002-03	15	0
Hunter, Steven	2009-10	21	0	Tsakalidis, Jake	2003-04 to 2006-07	145	55
Hurley, Bobby	1997-98	27	0	Turner, Jeff*	1995-96	0	0
Iverson, Allen	2009-10	3	0	Vasquez, Greivis	2010-11	70	1
Jackson, Bobby	2005-06	71	15	Walker, Antoine*	2008-09	0	0
Jacobsen, Casey	2007-08	53	0	Warrick, Hakim	2005-06 to 2008-09	307	82
Jaric, Marko	2008-09 to 2009-10	53	0	Watson, Earl	2002-03 to 2004-05	240	30
Johnson, Alexander	2006-07	59	19	Wells, Bonzi	2003-04 to 2004-05	128	36
Jones, Bobby	2007-08	9	2	West, Doug	1997-98 to 2000-01	67	8
Jones, Dahntay	2003-04 to 2006-07	221	36	Wheat, DeJuan	1998-99	46	0
Jones, Eddie	2005-06 to 2006-07	104	89	Wilkins, Gerald	1995-96	28	14
King, Chris	1995-96	80	66	Wilks, Mike*	2008-09	0	0
Kinsey, Tarence	2006-07 to 2007-08	59	12	Williams, Aaron	1996-97	32	1
Knight, Brevin	2001-02 to 2002-03	108	15	Williams, Jason	2001-02 to 2004-05, 2010-11	295	277
Law, Acie	2010-11	11	0	Williams, Marcus	2009-10	62	1
Leckner, Eric	1996-97	19	1	Wright, Lorenzen	2001-02 to 2005-06	336	263
Long, Grant	1999-00 to 2001-02	174	84	Young, Sam	2009-10 to 2010-11	158	47
Lopez, Felipe	1998-99 to 1999-00	112	32				

\* Did not play a regular season game with the Grizzlies but was on the Grizzlies official roster; i.e., Inactive List

INTRO

PLAYERS

OWNERSHIP

FRONT  
OFFICE

MEDIA

COMMUNITY  
INVESTMENT

HISTORY

PLAYOFFS

REVIEW

OPPONENTS

NBA



## Grizzlies All-Time Roster

**Mahmoud Abdul-Rauf**


Years 2000-01

College LSU

No 1

Pos G

Season	G	GS	Min	FG	FGA	Pct	3fg	Att	Pct	FT	FTA	Pct	Off	Def	Total	Ast	PF	St	TO	Bl	Pts	Avg
2000-01	41	0	486	120	246	.488	4	14	.286	22	29	.759	5	20	25	76	50	9	26	1	266	6.5

**Acquired** Signed as a free agent in Aug. 2000**Departed** Free agent not re-signed July 2001**Shareef Abdur-Rahim**


Years 1996-97 to 2000-01

College California

No 3

Pos F

Season	G	GS	Min	FG	FGA	Pct	3fg	Att	Pct	FT	FTA	Pct	Off	Def	Total	Ast	PF	St	TO	Bl	Pts	Avg
1996-97	80	71	2802	550	1214	.453	7	27	.259	387	519	.746	216	339	555	175	199	79	225	79	1494	18.7
1997-98	82	82	2950	653	1347	.485	21	51	.412	502	640	.784	227	354	581	213	201	89	257	76	1829	22.3
1998-99	50	50	2021	386	893	.432	11	36	.306	369	439	.841	114	260	374	172	137	69	186	55	1152	23.0
1999-00	82	82	3223	594	1277	.465	29	96	.302	446	551	.809	218	607	825	271	244	89	249	87	1663	20.3
2000-01	81	81	3241	604	1280	.472	12	64	.188	443	531	.834	175	560	735	250	238	90	231	77	1663	20.3
Total	375	366	14237	2787	6011	.464	80	274	.292	2147	2680	.801	950	2120	3070	1081	1019	416	1148	374	7801	20.8

**Acquired** Drafted third overall by the Grizzlies in the 1996 NBA Draft**Departed** Traded to Atlanta in July 2001 in exchange for Brevin Knight, Lorenzen Wright and the draft rights to Pau Gasol**Tony Allen**

Years 2010-11

College Oklahoma State

No 9

Pos G/F

Season	G	GS	Min	FG	FGA	Pct	3fg	Att	Pct	FT	FTA	Pct	Off	Def	Total	Ast	PF	St	TO	Bl	Pts	Avg
2010-11	72	31	1494	251	492	.510	4	23	.174	137	182	.753	70	123	193	104	161	129	86	44	643	8.9

**Acquired** Signed as a free agent on July 13, 2010**Ashraf Amaya**

Years 1995-96

College Southern Illinois

No 18

Pos F

Season	G	GS	Min	FG	FGA	Pct	3fg	Att	Pct	FT	FTA	Pct	Off	Def	Total	Ast	PF	St	TO	Bl	Pts	Avg
1995-96	54	34	1494	251	492	.510	0	1	.000	97	149	.651	114	189	303	33	151	22	57	10	339	6.3

**Acquired** Signed as a free agent in Oct. 1995**Departed** Free agent renounced in July 1996**Nick Anderson**


Years 2001-02

College Illinois

No 25

Pos G/F

Season	G	GS	Min	FG	FGA	Pct	3fg	Att	Pct	FT	FTA	Pct	Off	Def	Total	Ast	PF	St	TO	Bl	Pts	Avg
2001-02	15	0	219	21	76	.276	13	48	.271	5	9	.556	1	32	33	14	17	6	14	6	60	4.0

**Acquired** Traded from Sacramento to Memphis with Jason Williams for Mike Bibby and Brent Price in June 2001**Departed** Traded to Cleveland Cavaliers for Wesley Person in June 2002**Greg Anthony**

Years 1995-96 to 1996-97

College UNLV

No 2

Pos G

Season	G	GS	Min	FG	FGA	Pct	3fg	Att	Pct	FT	FTA	Pct	Off	Def	Total	Ast	PF	St	TO	Bl	Pts	Avg
1995-96	69	68	2096	324	781	.415	90	271	.332	229	297	.771	29	145	174	476	137	116	160	11	967	14.0
1996-97	65	44	1863	199	507	.393	88	238	.370	130	178	.730	25	159	184	407	122	129	129	4	616	9.5
Total	134	112	3959	523	1288	.406	178	509	.350	359	475	.756	54	304	358	883	259	245	289	15	1583	11.8

**Acquired** In the 1995 Expansion Draft (from New York second overall)**Departed** Free agent renounced in Aug. 1997**Robert Archibald**

Years 2002-03

College Illinois

No 21

Pos F

Season	G	GS	Min	FG	FGA	Pct	3fg	Att	Pct	FT	FTA	Pct	Off	Def	Total	Ast	PF	St	TO	Bl	Pts	Avg
2002-03	12	0	72	6	20	.300	0	0	---	7	18	.389	6	11	17	3	9	0	7	3	19	1.6

**Acquired** Selected by the Memphis Grizzlies in the second round (32nd overall pick) in the 2002 NBA Draft**Departed** Traded to Phoenix in Sept. 2003 for Jake Tsakalidis and Bo Outlaw

**Darrell Arthur**

Years 2008-09 to 2010-11

College Kansas

No 00

Pos F

Season	G	GS	Min	FG	FGA	Pct	3fg	Att	Pct	FT	FTA	Pct	Off	Def	Total	Ast	PF	St	TO	Bl	Pts	Avg
2008-09	76	64	1464	191	436	.438	0	2	.000	40	60	.667	108	238	346	43	206	52	47	52	422	5.6
2009-10	32	1	457	63	146	.432	0	1	.000	17	30	.567	37	73	110	15	60	14	22	14	143	4.5
2010-11	80	9	310	310	624	.497	0	6	.000	109	134	.813	115	227	342	53	228	52	88	63	729	9.1
Total	188	73	3530	564	1206	.468	0	9	.000	166	224	.741	260	538	798	111	494	118	157	129	1294	6.9

**Acquired** Draft rights (27th overall pick in the 2008 NBA Draft) traded by the Houston Rockets in exchange for the draft rights to Donte Greene (28th) and a 2009 second round draft pick on June 26, 2008

**Chuckie Atkins**

Years 2005-06 to 2006-07

College South Florida

No 32, 3

Pos G

Season	G	GS	Min	FG	FGA	Pct	3fg	Att	Pct	FT	FTA	Pct	Off	Def	Total	Ast	PF	St	TO	Bl	Pts	Avg
2005-06	43	39	1161	160	399	.401	64	182	.352	107	132	.811	11	64	75	129	94	29	57	2	491	11.4
2006-07	75	23	2064	310	715	.434	116	306	.379	252	311	.810	18	121	139	346	136	50	127	4	988	13.2
Total	118	62	3225	470	1114	.422	180	488	.369	359	443	.810	29	185	214	475	230	79	184	6	1479	12.5

**Acquired** Signed by the Grizzlies as a free agent on Jan. 23, 2006

**Departed** Free agent not re-signed July 2007

**Isaac Austin**

Years 2000-01 to 2001-02

College Arizona State

No 9

Pos C

Season	G	GS	Min	FG	FGA	Pct	3fg	Att	Pct	FT	FTA	Pct	Off	Def	Total	Ast	PF	St	TO	Bl	Pts	Avg
2000-01	52	16	845	96	270	.356	6	24	.250	28	40	.700	50	172	222	58	94	20	54	23	226	4.3
2001-02	21	8	307	36	92	.391	0	3	.000	4	4	1.000	11	60	71	13	36	9	11	5	76	3.6
Total	73	24	1152	132	362	.365	6	27	.222	32	44	.727	61	232	293	71	130	29	65	28	302	4.1

**Acquired** Traded to the Grizzlies in Aug. 2000 in exchange for Felipe Lopez, Cherokee Parks, Obinna Ekezie and Dennis Scott

**Departed** Waived Feb. 28, 2002

**Anthony Avent**

Years 1995-96

College Seton Hall


No 34

Pos F

Season	G	GS	Min	FG	FGA	Pct	3fg	Att	Pct	FT	FTA	Pct	Off	Def	Total	Ast	PF	St	TO	Bl	Pts	Avg
1995-96	71	32	1586	179	466	.384	0	0	---	57	77	.740	108	247	355	69	202	30	107	42	415	5.8

**Acquired** In a trade with Orlando in Nov. 1995 in exchange for Kevin Pritchard and Larry Stewart

**Departed** Free agent renounced in July 1996

**Mike Batiste**

Years 2002-03

College Arizona State

No 24

Pos F

Season	G	GS	Min	FG	FGA	Pct	3fg	Att	Pct	FT	FTA	Pct	Off	Def	Total	Ast	PF	St	TO	Bl	Pts	Avg
2002-03	75	2	1248	197	467	.422	18	81	.222	69	88	.784	82	175	257	52	120	42	69	16	481	6.4

**Acquired** Signed as a free agent on Oct. 30, 2002

**Departed** Free agent not re-signed in July 2003

**Shane Battier**

Years 2001-02 to 2005-06, 2010-11

College Duke


No 31

Pos F

Season	G	GS	Min	FG	FGA	Pct	3fg	Att	Pct	FT	FTA	Pct	Off	Def	Total	Ast	PF	St	TO	Bl	Pts	Avg
2001-02	78	78	3,097	412	961	.429	103	276	.373	198	283	.700	180	238	418	216	215	121	155	81	1125	14.4
2002-03	78	47	2383	275	569	.483	86	216	.398	120	145	.828	128	217	345	105	207	102	68	88	756	9.7
2003-04	79	1	1947	242	543	.446	65	186	.349	120	164	.732	102	201	303	101	187	101	56	58	669	8.5
2004-05	80	72	2516	271	613	.442	70	177	.395	180	228	.789	158	255	413	126	201	91	75	77	792	9.9
2005-06	81	81	2839	303	621	.488	65	165	.394	147	208	.707	164	265	429	136	223	92	90	114	818	10.1
2010-11	23	0	557	43	101	.426	14	42	.333	15	17	.882	32	60	92	32	31	16	16	10	115	5.0
Total	419	279	13339	1546	3408	.454	403	1062	.379	780	1045	.746	764	1236	2000	716	1064	523	460	428	4275	10.2

**Acquired** 1) Selected by the Grizzlies in the first round (sixth overall pick) in the 2001 NBA Draft; 2) Acquired from the Houston Rockets with Ish Smith in exchange for Hasheem Thabeet, DeMarre Carroll and a future, lottery-protected first round draft pick on Feb. 24, 2011

**Departed** 1) Traded to the Houston Rockets in exchange for the draft rights to Rudy Gay and Stromile Swift on July 12, 2006; 2) Contract expired on June 30, 2011



Years 2003-04			College Boston College										No 3					Pos G									
Season	G	GS	Min	FG	FGA	Pct	3fg	Att	Pct	FT	FTA	Pct	Off	Def	Total	Ast	PF	St	TO	Bl	Pts	Avg					
2003-04	6	0	34	4	18	.222	0	4	.000	3	3	1.000	1	4	5	4	6	1	6	0	11	1.8					

**Acquired** Selected by the Boston Celtics in the 2003 NBA Draft (16th overall). Draft rights traded to Memphis along with the draft rights to Dahntay Jones (20th) in exchange for the draft rights to Marcus Banks (13th) and Kendrick Perkins (27th)

Departed Waived Nov. 1, 2004



Years	College										No 00				Pos C									
Season	G	GS	Min	FG	FGA	Pct	3fg	Att	Pct	FT	FTA	Pct	Off	Def	Total	Ast	PF	St	TO	Bl	Pts	Avg		
1995-96	13	13	404	71	161	.441	0	0	---	39	56	.696	31	72	103	16	40	10	34	15	181	13.0		

**Acquired** In the 1995 Expansion Draft (from New Jersey 22nd overall)

**Departed** Traded to Milwaukee in Nov. 1995 in exchange for Eric Mobley and Eric Murdock



Years 1998-99 to 2000-01				College Arizona										No 10				Pos G				
Season	G	GS	Min	FPG	FGA	Pct	3fg	Att	Pct	FT	FTA	Pct	Off	Def	Total	Ass	PF	St	To	Bk	Pts	Avg
1998-99	50	50	1758	606	605	430	15	74	203	127	169	751	30	106	136	325	122	78	146	5	662	13.2
1999-00	82	82	3155	459	1031	445	77	212	363	195	250	780	73	233	306	665	171	132	247	15	1190	14.5
2000-01	82	82	3190	525	1157	454	108	285	379	143	188	761	47	257	304	685	148	107	248	12	1301	15.9
Total	214	214	8103	1244	2793	445	201	571	350	465	607	766	150	596	746	1675	441	317	641	32	3153	14.7

**Acquired** Drafted second overall by the Grizzlies in the 1998 NBA Draft

**Departed** Traded to Sacramento in June 2001 with Brent Price in exchange for Jason Williams and Nick Anderson



Years 2009-10		College Arkansas								No 9					Pos G/F							
Season	G	GS	Min	FG	FGA	Pct	3fg	Att	Pct	FT	FTA	Pct	Off	Def	Total	Ast	PF	St	TO	Bl	Pts	Avg
2009-10	5	0	80	3	13	.231	0	0	---	4	5	.800	1	6	7	3	0	6	2	0	10	2.0

**Acquired** Traded by the Utah Jazz in exchange for a future protected first round draft pick

**Departed** Signed with the Chicago Bulls as a free agent on July 19, 2010



Years 2007-08			College DePaul								No 44							Pos F						
Season	G	GS	Min	FG	FGA	Pct	3fg	Att	Pct	FT	FTA	Pct	Off	Def	Total	Ast	PF	St	TO	Bl	Pts	Avg		
2007-08	33	1	286	39	78	.500	0	0	---	22	49	.449	37	55	92	8	38	7	14	4	100	3.0		

**Acquired** Signed by Memphis as a free agent on July 20, 2007

**Departed** Free agent not re-signed and renounced on Aug. 8, 2008



Years 2007-08			High School Glynn Academy HS (GA)											No 54		Pos F/C										
Season	G	GS	Min	FG	FGA	Pct	3fg	Att	Pct	FT	FTA	Pct	Off	Def	Total	Ast	PF	St	TO	Bl	Pts	Avg				
2007-08	15	1	204	19	39	.487	0	0	---	14	34	.412	20	37	57	17	24	6	14	4	52	3.5				

**Acquired** Traded by the Los Angeles Lakers with Javaris Crittenton, Aaron McKie, the draft rights to Marc Gasol, two future first round picks (2008 and 2010) and cash considerations for Pau Gasol and a 2010 second round pick on Feb. 1, 2008

**Departed** Free agent not re-signed July 2008



Years 2008-09			College Clemson								No 7				Pos G									
Season	G	GS	Min	FG	FGA	Pct	3fg	Att	Pct	FT	FTA	Pct	Off	Def	Total	Ast	PF	St	TO	Bl	Pts	Avg		
2008-09	63	0	878	61	159	.384	13	51	.255	20	25	.800	32	98	130	57	108	29	38	8	155	2.5		

**Acquired** Traded by the Minnesota Timberwolves along with the draft rights to O.J. Mayo (third overall pick), Marko Jaric and Antoine Walker in exchange for the draft rights to Kevin Love (fifth), Mike Miller, Brian Cardinal and Jason Collins on June 26, 2008

**Departed** Traded to the Dallas Mavericks in exchange for a 2016 second round pick (from the Toronto Raptors) along with Jerry Stackhouse and cash considerations (from Dallas) as part of a four-team trade also involving the Orlando Magic on July 9, 2009





## Rodney Buford

Years 2001-02			College Creighton							No 32				Pos G/F									
Season	G	GS	Min	FG	FGA	Pct	3fg	Att	Pct	FT	FTA	Pct	Off	Def	Total	Ast	PF	St	TO	B	Pts	Avg	
2001-02	63	21	1769	258	593	.435	17	70		243	58	80	.725	52	220	272	71	110	42	63	12	591	9.4

**Acquired** Signed Nov. 19, 2001 as a free agent

**Departed** Contract not renewed by Grizzlies in July 2002

**Acquired** Signed Nov. 19, 2001 as a free agent  
**Departed** Contract not renewed by Grizzlies in July 2002



## Antonio Burks

Years 2004-05 to 2005-06				College Memphis								No. 1				Pos. G							
Season	G	GS	Min	FG	FGA	Pct	3fg	Att	Pct	FT	FTA	Pct	Off	Def	Total	Ast	PF	St	TO	Bt	Pts	Avg	
2004-05	24	0	219	28	60	.467	3	11	.273	14	19	.737	1	11	12	28	25	13	12	1	73	3.0	
2005-06	57	1	570	51	144	.354	1	6	.167	10	23	.435	4	33	37	76	45	20	36	0	113	2.0	
Total	81	1	789	79	204	.387	4	17	.235	24	42	.571	5	44	49	104	70	33	48	1	186	2.3	

**Acquired** Draft rights traded to Memphis by Orlando in exchange for cash considerations on June 24, 2004  
**Departed** Free agent not re-signed in July 2006



**Brian Cardinal**

Years 2004-05 to 2007-08	College Purdue										No 35				Pos F							
Season	G	GS	M	FG	FGA	3PT	3fg	Att	Pct	Ft	FTA	Pct	Off	Def	Total	Ast	Pst	St	TO	Bl	Pts	Avg
2004-05	58	16	1433	160	432	370	44	125	352	158	181	873	63	162	225	114	172	88	83	19	522	9.0
2005-06	36	0	402	46	111	414	13	29	448	19	27	704	11	44	55	33	65	23	27	0	124	3.4
2006-07	28	1	313	42	85	494	18	44	409	25	27	926	13	46	59	31	42	22	23	1	127	4.5
2007-08	37	1	440	43	126	341	25	81	309	13	19	684	26	70	96	22	62	10	23	2	124	3.4
Total	159	18	2588	291	754	386	100	279	358	215	254	846	113	322	392	200	341	143	156	22	897	5.6

**Acquired** Signed by the Grizzlies as a free agent on July 14, 2004  
**Departed** Traded to Minnesota with the draft rights to Kevin Love, Mike Miller and Jason Collins in exchange for the draft rights to O.J. Mayo, Marko Jaric, Antoine Walker and Greg Buckner on June 26, 2008



## Rodney Carney

Years 2010-11				College Memphis								No 10				Pos G/F							
Season	G	GS	Min	FG	FGA	Pct	3fg	Att	Pct	FT	FTA	Pct	Off	Def	Total	Ast	PF	St	TO	Bl	Pts	Avg	
2010-11	2	0	5	1	3	.333	0	1	.000	0	0	---	1	0	1	0	0	1	0	0	2	1.0	

**Acquired** Signed to a 10-day contract on Feb. 21, 2011  
**Departed** 10-day contract expired on March 2, 2011



### Antoine Carr

Years 1999-00				College Wichita State								No 55				Pos C									
Season	G	GS	Min	FG	FGA	Pct	3fg	Att	Pct	FT	FTA	Pct	Off	Def	Total	Ast	PF	St	TO	Bl	Pts	Avg			
1999-00	21	0	221	28	64	.438	0	0	---	11	14	.786	8	24	32	7	42	3	9	6	67	3.2			

**Acquired** In a three-team trade with Houston and Orlando in Aug. 1999  
**Departed** Free agent not re-signed July 2000



## DeMarre Carroll

Years 2009-10 to 2010-11				College Missouri				No 1				Pos F										
Season	G	GS	Min	FG	FGA	Pct	3fg	Att	FT	FT	FTA	Pct	Off	Def	Total	Ast	PF	St	TO	Bt	Pts	Avg
2009-10	71	1	795	88	222	.396	0	6	.000	33	53	.623	53	97	150	33	107	28	24	9	209	2.9
2010-11	7	0	39	4	9	.444	0	0	---	2	1,000	2	6	8	2	5	1	0	1	10	1.4	
Total	78	1	834	92	231	.398	0	6	.000	35	55	.636	55	103	158	35	112	29	24	10	219	2.8

**Acquired** Selected by the Grizzlies in the first round (27th overall) of the 2009 NBA Draft  
**Departed** Traded to the Houston Rockets with Hasheem Thabeet and a future, lottery-protected first round draft pick in exchange for Shane Battier and Ish Smith on Feb. 24, 2011



**Pete Chilcutt**

Years 1996-97 to 1998-99				College North Carolina										No 33/23/32				Pos F				
Season	G	GS	Min	FG	FGA	Pct	3pt	Att	Pct	FT	FTA	Pct	Off	Def	Total	Ast	PF	St	To	Bl	Pts	Avg
1996-97	54	1	662	72	166	43%	25	69	36%	13	22	.591	67	89	156	47	26	28	20	21	182	3.4
1997-98	82	0	1420	156	359	43%	54	130	41%	39	59	.661	77	229	306	104	58	53	62	37	405	4.9
1998-99	46	0	697	63	172	36%	26	68	38%	14	17	.824	29	88	117	30	52	22	28	12	166	3.6
Total	182	1	2779	291	696	41%	105	267	39%	66	98	.673	173	406	579	181	262	101	118	66	753	4.1

**Acquired** In a trade with Houston in June 1996 along with Tim Breaux, the 22nd and 51st picks of the 1996 NBA Draft and a conditional 2nd round pick in the 1997 NBA Draft in exchange for the Grizzlies' 30th and 42nd picks in the 1996 NBA Draft and a 2nd round pick in the 1997 NBA Draft

**Departed** Free agent not re-signed July 1999



## ALL-TIME ROSTER

**Jason Collins**

Years 2007-08			College Stanford									No 34					Pos C									
Season	G	GS	Min	FG	FGA	Pct	3fg	Att	Pct	FT	FTA	Pct	Off	Def	Total	Ast	PF	St	TO	Bl	Pts	Avg				
2007-08	31	3	488	30	59	.508	0	1	.000	20	38	.526	29	60	89	6	84	12	25	17	80	2.6				

**Acquired** Traded by the New Jersey Nets along with cash considerations in exchange for Stromile Swift on Feb. 4, 2008

**Departed** Traded to Minnesota with the draft rights to Kevin Love, Mike Miller and Brian Cardinal in exchange for the draft rights to O.J. Mayo, Marko Jaric, Antoine Walker and Greg Buckner on June 26, 2008

**Mike Conley**

Years	College Ohio State															No 11					Pos G				
Season	G	GS	Min	FG	FGA	Pct	3fg	Att	Pct	FT	FTA	Pct	Off	Def	Total	Ast	PF	St	TO	Bl	Pts	Avg			
2007-08	53	46	1381	189	442	.428	30	91	.330	90	123	.732	21	118	139	222	85	44	89	2	498	9.4			
2008-09	82	61	2508	323	730	.442	88	217	.406	161	197	.817	25	251	276	354	146	90	143	8	895	10.9			
2009-10	80	80	2568	369	830	.445	82	212	.387	139	187	.743	30	161	191	425	178	109	170	12	959	12.0			
2010-11	81	81	2872	423	953	.444	80	217	.369	181	247	.733	32	215	247	528	182	144	176	18	1107	13.7			
Total	296	268	9330	1304	2955	.441	280	737	.380	571	754	.757	108	745	853	1529	591	387	578	40	3459	11.7			

**Acquired** Selected by the Grizzlies in the first round (fourth overall pick) of the 2007 NBA Draft

**Will Conroy**

Years	College Washington										No 5					Pos G									
Season	G	GS	Min	FG	FGA	Pct	3fg	Att	Pct	FT	FTA	Pct	Off	Def	Total	Ast	PF	St	TO	Bl	Pts	Avg			
2006-07	3	0	17	0	0	---	0	0	---	0	0	---	1	1	2	1	1	0	0	0	0	0.0			

**Acquired** Signed by Memphis to a 10-day contract on Jan. 30, 2007

**Departed** Contract not renewed by Memphis


**Javaris Crittenton**

Years 2007-08 to 2008-09				College Georgia Tech								No 3				Pos G							
Season	G	GS	Min	FG	FGA	Pct	3fg	Att	Pct	FT	FTA	Pct	Off	Def	Total	Ast	PF	St	TO	Bl	Pts	Avg	
2007-08	28	0	508	72	180	.400	9	34	.265	53	76	.697	20	69	89	33	35	12	33	2	206	7.4	
2008-09	7	0	44	7	15	.467	0	1	.000	5	11	.455	4	2	6	5	5	1	3	0	19	2.7	
Total	35	0	552	79	195	.405	9	35	.257	58	87	.667	24	71	95	38	40	13	36	2	225	6.4	

**Acquired** Traded by the Los Angeles Lakers with Kwame Brown, Aaron McKie, the draft rights to Marc Gasol, two future first round picks

(2008 and 2010) and cash considerations for Pau Gasol and a 2010 second round draft pick on Feb. 1, 2008

**Departed** Traded to the Washington Wizards in exchange for the team's own future first round draft pick (originally sent to the Wizards on Aug. 17, 2007 for Juan Carlos Navarro) as part of a three-team trade also involving the New Orleans Hornets on Dec. 10, 2008. As part of the trade, Memphis sent future considerations involving a second round pick to New Orleans

**Antonio Daniels**

Years 1997-98		College Bowling Green										No 33					Pos G									
Season	G	GS	Min	FG	FGA	Pct	3fg	Att	Pct	FT	FTA	Pct	Off	Def	Total	Ast	PF	St	TO	Bl	Pts	Avg				
1997-98	74	50	1956	228	548	.416	11	52	.212	112	170	.659	22	121	143	334	88	55	164	10	579	7.8				

**Acquired** Drafted fourth overall by the Grizzlies in the 1997 NBA Draft

**Departed** Traded to San Antonio in June 1998 in exchange for Carl Herrera and the draft rights to Felipe Lopez

**Terry Dehere**

Years 1998-99		College Seton Hall										No 24					Pos G									
Season	G	GS	Min	FG	FGA	Pct	3fg	Att	Pct	FT	FTA	Pct	Off	Def	Total	Ast	PF	St	TO	Bl	Pts	Avg				
1998-99	22	0	271	27	74	.365	15	34	.441	5	7	.714	5	17	22	26	28	5	14	3	74	3.4				

**Acquired** Signed to a 10-day contract in March 1999

**Departed** Free agent not re-signed in July 1999

**Michael Dickerson**

Years	1999-00 to 2002-03											College Arizona					No 8					Pos G/F				
Season	G	GS	Min	FG	FGA	Pct	3fg	Att	Pct	FT	FTA	Pct	Off	Def	Total	Ast	PF	St	TO	Bl	Pts	Avg				
1999-00	82	82	3103	554	1270	.436	119	291	.409	269	324	.830	78	201	279	208	226	116	165	45	1496	18.2				
2000-01	70	69	2618	425	1020	.417	86	230	.374	206	270	.763	70	159	229	233	207	62	162	27	1142	16.3				
2001-02	4	4	124	15	48	.313	8	21	.381	5	6	.833	3	9	12	9	12	3	8	1	43	10.8				
2002-03	6	1	87	10	24	.417	4	11	.402	5	5	.784	1	5	6	8	16	5	6	1	29	4.8				
Total	162	156	5932	1004	2362	.425	217	553	.392	485	605	.801	152	374	526	458	461	186	341	74	2710	16.7				

**Acquired** In a three-team trade with Houston and Orlando in Aug. 1999

**Departed** Retired Oct. 25, 2003

**Blue Edwards**

Years 1995-96 to 1997-98

College East Carolina

No 30

Pos G/F

Season	G	GS	Min	FG	FGA	Pct	3fg	Att	Pct	FT	FTA	Pct	Off	Def	Total	Ast	PF	St	TO	Bl	Pts	Avg
1995-96	82	82	2773	401	956	.419	84	245	.343	157	208	.755	98	248	346	212	243	118	170	46	1043	12.7
1996-97	61	12	1439	182	458	.397	25	89	.281	89	109	.817	49	140	189	114	135	38	81	20	478	7.8
1997-98	81	20	1968	326	742	.439	40	120	.333	180	215	.837	61	156	217	201	183	86	134	27	872	10.8
Total	224	114	6180	909	2156	.422	149	454	.328	426	532	.801	208	544	752	527	561	242	385	93	2393	10.7

**Acquired** In the 1995 Expansion Draft (from Utah 26th overall)**Departed** Free agent not re-signed July 1998**Doug Edwards**

Years 1995-96 to 1997-98

College Florida State

No 32

Pos F

Season	G	GS	Min	FG	FGA	Pct	3fg	Att	Pct	FT	FTA	Pct	Off	Def	Total	Ast	PF	St	TO	Bl	Pts	Avg
1995-96	31	0	519	32	91	.352	0	4	.000	29	38	.763	35	52	87	39	51	10	29	18	93	3.0
1996-97	Did not play due to injury																					
1997-98	Did not play due to injury																					

**Acquired** In the 1995 Expansion Draft (from Atlanta 24th overall)**Departed** Waived in Jan. 1998**Kevin Edwards**

Years 2000-01

College DePaul

No 21

Pos G

Season	G	GS	Min	FG	FGA	Pct	3fg	Att	Pct	FT	FTA	Pct	Off	Def	Total	Ast	PF	St	TO	Bl	Pts	Avg
2000-01	46	5	634	56	170	.329	5	19	.263	43	53	.811	23	59	82	52	46	29	37	8	160	3.5

**Acquired** Signed as a free agent in Oct. 2000**Departed** Free agent not re-signed July 2001**Obinna Ekezie**

Years 1999-00

College Maryland

No 54

Pos F/C

Season	G	GS	Min	FG	FGA	Pct	3fg	Att	Pct	FT	FTA	Pct	Off	Def	Total	Ast	PF	St	TO	Bl	Pts	Avg
1999-00	39	0	351	41	88	.466	0	0	---	43	64	.672	34	58	92	8	61	9	26	4	125	3.2

**Acquired** Drafted 37th overall by the Grizzlies in the 1999 NBA Draft**Departed** Traded to Washington in Aug. 2000 along with Felipe Lopez, Cherokee Parks and Dennis Scott in exchange for Isaac Austin**Andre Emmett**

Years 2004-05

College Texas Tech

No. 14

Pos. G

Season	G	GS	Min	FG	FGA	Pct	3fg	Att	Pct	FT	FTA	Pct	Off	Def	Total	Ast	PF	St	TO	Bl	Pts	Avg
2004-05	8	0	28	2	6	.333	0	0	---	3	5	.600	0	2	2	0	4	0	1	0	7	0.9

**Acquired** Draft rights traded to Memphis on June 24, 2004 by Seattle for cash considerations and a 2005 second round NBA Draft pick**Departed** Traded to Miami along with James Posey and Jason Williams as part of a five-team trade on Aug. 2, 2005**Isaac Fontaine**

Years 2001-02

College Washington State

No 21

Pos G

Season	G	GS	Min	FG	FGA	Pct	3fg	Att	Pct	FT	FTA	Pct	Off	Def	Total	Ast	PF	St	TO	Bl	Pts	Avg
2001-02	6	0	76	3	14	.214	1	5	.200	4	6	.667	0	5	5	4	6	0	4	0	11	1.8

**Acquired** Signed March 3, 2002 to a 10-day contract**Departed** Waived March 13, 2002**Antonis Fotsis**

Years 2001-02

From Athens, Greece

No 6

Pos F

Season	G	GS	Min	FG	FGA	Pct	3fg	Att	Pct	FT	FTA	Pct	Off	Def	Total	Ast	PF	St	TO	Bl	Pts	Avg
2001-02	28	1	320	42	104	.404	7	23	.304	17	20	.850	25	37	62	10	22	9	21	11	108	3.9

**Acquired** Selected by the Grizzlies in the second round (48th pick overall) of the 2001 NBA Draft**Departed** Free agent not re-signed in July 2002



# ALL-TIME ROSTER



## Adonal Foyle

Years 2008-09			College Colgate								No 30				Pos C							
Season	G	GS	Min	FG	FGA	Pct	3fg	Att	Pct	FT	FTA	Pct	Off	Def	Total	Ast	PF	St	TO	Bl	Pts	Avg
2008-09	1	0	3	0	0	---	0	0	---	0	0	---	0	0	0	0	1	0	0	0	0	0.0

**Acquired** Traded by the Orlando Magic to Memphis along with Orlando's 2009 first round pick, Mike Wilks and cash considerations as part of a three-team trade also involving the Houston Rockets on Feb. 19, 2009. As part of the trade, Houston also acquired Kyle Lowry from the Grizzlies

**Departed** Waived on March 1, 2009



## Marc Gasol

Years 2008-09 to 2010-11						From Barcelona, Spain				No 33				Pos C								
Season	G	GS	Min	FG	FGA	Pct	3fg	Att	Pct	FT	FTA	Pct	Off	Def	Total	Ast	PF	St	TO	Bl	Pts	Avg
2008-09	82	75	2521	350	661	.530	0	1	.000	275	375	.733	201	404	605	143	265	63	164	90	975	11.9
2009-10	69	69	2468	378	651	.581	0	1	.000	252	376	.670	208	432	640	165	254	69	135	109	1008	14.6
2010-11	81	81	2586	364	691	.527	3	7	.429	220	294	.748	154	415	569	200	265	74	146	136	951	11.7
Total	232	225	7576	1092	2003	.545	3	9	.333	747	1045	.715	563	1251	1814	508	784	206	445	335	2934	12.6

**Acquired** Draft rights (48th overall pick in the 2007 NBA Draft) traded by the Los Angeles Lakers along with Kwame Brown, Javaris Crittenton, Aaron McKie, two future first round picks (2008, 2010) and cash considerations in exchange for Pau Gasol and a 2010 second round pick on Feb. 1, 2008



## Pau Gasol

Years 2001-02 to 2007-08				From Barcelona, Spain								No 16					Pos F/C					
Season	G	GS	Min	FG	FGA	Pct	3fg	Att	Pct	FT	FTA	Pct	Off	Def	Total	Ast	PF	St	TO	Bl	Pts	Avg
2001-02	82	79	3007	551	1064	.518	1	5	.200	338	477	.709	238	492	730	223	195	41	224	169	1441	17.6
2002-03	82	82	2948	569	1116	.510	1	10	.100	416	565	.736	192	528	720	229	220	34	213	148	1555	19.0
2003-04	78	78	2458	506	1049	.482	4	15	.267	365	511	.714	206	394	600	198	185	44	187	132	185	17.7
2004-05	56	53	1790	357	695	.514	1	6	.167	282	367	.768	130	280	410	135	146	37	137	93	997	17.8
2005-06	80	80	3135	600	1194	.503	3	12	.250	425	617	.689	191	522	713	371	184	46	235	153	1628	20.4
2006-07	59	59	2133	462	858	.538	3	11	.273	299	400	.748	149	432	581	201	137	29	162	126	1226	20.8
2007-08	39	39	1433	279	557	.501	4	15	.267	176	215	.819	94	248	342	116	85	16	80	56	738	18.9
Total	476	470	16904	3324	6533	.509	17	74	.230	2301	3152	.730	1200	2896	4096	1473	1152	247	1238	877	8966	18.8

**Acquired** Selected by the Atlanta Hawks in the first round (third pick overall) of the 2001 NBA Draft. Draft rights traded with

Lorenzen Wright and Brevin Knight by the Hawks to the Grizzlies for Shareef Abdur-Rahim on June 30, 2001

**Departed** Traded to the Los Angeles Lakers with a 2010 second-round pick in exchange for Kwame Brown, Javaris Crittenton, Aaron McKie, the draft rights to Marc Gasol, a first-round pick in 2008, a first-round pick in 2010 and cash considerations on Feb. 1, 2008



## Kenny Gattison

Years 1995-96				College Old Dominion								No 44					Pos F					
Season	G	GS	Min	FG	FGA	Pct	3fg	Att	Pct	FT	FTA	Pct	Off	Def	Total	Ast	PF	St	TO	Bl	Pts	Avg
1995-96	25	14	570	91	190	479	0	0	---	47	78	603	35	79	114	14	75	10	40	11	229	9.2

**Acquired** In the 1995 Expansion Draft (from Charlotte 16th overall)

**Departed** Traded to Orlando in Feb. 1996 along with a 1996 2nd round draft choice in exchange for Jeff Turner



## Rudy Gay

Years 2006-07 to 2010-11										College Connecticut					No 22					Pos F				
Season	G	GS	Min	FG	FGA	Pct	3fg	Att	Pct	FT	FTA	Pct	Off	Def	Total	Ast	PF	St	TO	Bl	Pts	Avg		
2006-07	78	43	2103	321	760	.422	52	143	.364	152	209	.727	93	255	348	100	192	71	140	74	846	10.8		
2007-08	81	81	3000	625	1355	.461	134	387	.346	248	316	.785	140	359	499	158	230	111	190	79	1632	20.1		
2008-09	79	78	2945	572	1262	.453	85	242	.351	264	344	.767	109	328	437	135	221	98	203	59	1493	18.9		
2009-10	80	80	3174	600	1288	.466	66	202	.327	301	400	.752	115	357	472	153	201	118	169	64	1567	19.6		
2010-11	54	54	2152	409	869	.471	57	144	.396	194	241	.805	82	254	336	153	131	91	135	58	1069	19.8		
Total	372	336	13375	2527	5534	.457	394	1118	.352	1159	1510	.768	539	1553	2092	699	975	489	837	334	6607	17.8		

**Acquired** Draft rights (eighth overall in the 2006 NBA Draft) traded by the Houston Rockets along with Stromile Swift for Shane Battier on July 12, 2006



## Trey Gilder

Years 2009-10				College Northwestern State								No 2				Pos F							
Season	G	GS	Min	FG	FGA	Pct	3fg	Att	Pct	FT	FTA	Pct	Off	Def	Total	Ast	PF	St	TO	Bl	Pts	Avg	
2009-10	2	0	5	1	1	1.000	0	0	---	0	0	---	0	1	1	0	0	1	0	0	2	1.0	

**Acquired** Signed as a free agent on Aug. 27, 2009

**Departed** Waived on Nov. 5, 2009





INTRO

PLAYERS

OWNERSHIP

FRONT OFFICE

MEDIA

COMMUNITY INVESTMENT

HISTORY

PLAYOFFS

REVIEW

OPONENTS

NBA

**Eddie Gill**

Years 2001-02				College Weber State										No 7					Pos G									
Season	G	GS	Min	FG	FGA	Pct	3fg	Att	Pct	FT	FTA	Pct	Off	Def	Total	Ast	PF	St	TO	Bl	Pts	Avg						
2001-02	23	5	384	39	92	.424	7	22	.318	31	39	.795	7	21	28	49	38	11	34	3	116	5.0						

**Acquired** Signed to a 10-day contract on Feb. 2002**Departed** Contract not renewed by Grizzlies**Gordan Giricek**

Years 2002-2003				From Zagreb, Croatia										No 10				Pos G									
Season	G	GS	Min	FG	FGA	Pct	3fg	Att	Pct	FT	FTA	Pct	Off	Def	Total	Ast	PF	St	TO	Bl	Pts	Avg					
2002-03	49	35	1187	207	478	.433	46	130	.354	88	107	.822	18	90	108	70	104	22	94	6	548	11.2					

**Acquired** Draft rights traded by San Antonio to Memphis on June 28, 2002 for a second round pick in the 2004 Draft and cash considerations**Departed** Traded by Memphis with Drew Gooden to the Orlando Magic for Mike Miller, Ryan Humphrey, a future first-round draft pick and a future second round draft pick on Feb. 19, 2003**Drew Gooden**

Years 2002-2003				College Kansas								No 0								Pos F							
Season	G	GS	Min	FG	FGA	Pct	3fg	Att	Pct	FT	FTA	Pct	Off	Def	Total	Ast	PF	St	TO	Bl	Pts	Avg					
2002-03	51	29	1329	255	576	.443	14	46	.304	92	132	.697	105	190	295	63	121	38	105	22	616	12.1					

**Acquired** Selected by the Memphis Grizzlies in the first round (fourth pick overall) of the 2002 NBA Draft**Departed** Traded by Memphis with Gordan Giricek to the Orlando Magic for Mike Miller, Ryan Humphrey, a future first-round draft pick and a future second round draft pick on Feb. 19, 2003**Hamed Haddadi**

Years 2008-09 to 2010-11										From Ahvaz, Iran										No 15										Pos C									
Season	G	GS	Min	FG	FGA	Pct	3fg	Att	Pct	FT	FTA	Pct	Off	Def	Total	Ast	PF	St	TO	Bl	Pts	Avg																	
2008-09	19	0	120	15	31	.484	0	0	---	18	30	.600	16	31	47	8	20	1	9	12	48	2.5																	
2009-10	36	0	240	24	62	.387	0	3	.000	14	19	.737	26	49	75	10	57	1	20	14	62	1.7																	
2010-11	31	0	168	30	58	.517	0	1	.000	15	23	.652	24	44	68	5	29	2	11	13	75	2.4																	
Total	86	0	528	69	151	.457	0	4	.000	47	72	.653	66	124	190	23	106	4	40	39	106	2.2																	

**Acquired** Signed as a free agent on Aug. 28, 2008**Lorinza "Junior" Harrington**

Years 2006-07				College Wingate								No 10								Pos G							
Season	G	GS	Min	FG	FGA	Pct	3fg	Att	Pct	FT	FTA	Pct	Off	Def	Total	Ast	PF	St	TO	Bl	Pts	Avg					
2006-07	29	8	543	57	137	.416	7	26	.269	31	46	.674	12	56	68	89	79	21	52	5	152	5.2					

**Acquired** Signed by the Grizzlies to the first of two 10-day contracts on Feb. 9, 2007; Signed for the remainder of the season on March 1, 2007**Departed** Free agent not re-signed July 2007**Othella Harrington**

Years 1999-00 to 2000-01													College Georgetown													No 24													Pos F												
Season	G	GS	Min	FG	FGA	Pct	3fg	Att	Pct	FT	FTA	Pct	Off	Def	Total	Ast	PF	St	TO	Bl	Pts	Avg																													
1999-00	82	82	2677	420	830	.506	0	2	.000	236	298	.792	196	367	563	97	287	36	217	58	1076	13.1																													
2000-01	44	40	1267	180	386	.466	0	3	.000	120	154	.779	102	187	289	36	136	19	104	26	480	10.9																													
Total	126	122	3944	600	1216	.493	0	5	.000	356	452	.788	298	554	852	133	423	55	321	84	1556	12.3																													

**Acquired** In a three-team trade with Houston and Orlando in Aug. 1999**Departed** Traded to New York in Feb. 2001 in exchange for Erick Strickland and two draft picks**Antonio Harvey**


Years 1995-96			College Pfeiffer										No 40										Pos F									
Season	G	GS	Min	FG	FGA	Pct	3fg	Att	Pct	FT	FTA	Pct	Off	Def	Total	Ast	PF	St	TO	Bl	Pts	Avg										
1995-96	18	6	410	39	95	.411	0	2	.000	20	43	.465	27	67	94	09	38	14	18	21	98	5.4										




## ALL-TIME ROSTER

**J.R. Henderson**

Years 1998-99													College UCLA													No 52													Pos F												
Season	G	GS	Min	FG	FGA	Pct	3fg	Att	Pct	FT	FTA	Pct	Off	Def	Total	Ast	PF	St	TO	Bl	Pts	Avg																													
1998-99	30	0	331	35	96	.365	2	5	.400	25	45	.556	20	27	47	22	29	9	18	4	97	3.2																													
<b>Acquired</b> Drafted 56th overall by the Grizzlies in the 1998 NBA Draft																																																			
<b>Departed</b> Free agent not re-signed July 1999																																																			

**Acquired** Drafted 56th overall by the Grizzlies in the 1998 NBA Draft**Departed** Free agent not re-signed July 1999**Xavier Henry**


Years 2010-11										College Kansas										No 13										Pos G/F									
Season	G	GS	Min	FG	FGA	Pct	3fg	Att	Pct	FT	FTA	Pct	Off	Def	Total	Ast	PF	St	TO	Bl	Pts	Avg																	
2010-11	38	16	527	65	160	.406	2	17	.118	33	52	.635	9	28	37	18	48	11	13	3	165	4.3																	
Acquired Selected by the Grizzlies in the first round (12th overall) of the 2010 NBA Draft																																							

**Acquired** Selected by the Grizzlies in the first round (12th overall) of the 2010 NBA Draft**Carl Herrera**

Years 1998-99			College Houston										No 14					Pos F									
Season	G	GS	Min	FG	FGA	Pct	3fg	Att	Pct	FT	FTA	Pct	Off	Def	Total	Ast	PF	St	TO	Bl	Pts	Avg					
1998-99	4	0	42	3	13	.231	0	0	---	0	2	.000	5	3	8	3	3	0	4	0	6	1.5					

**Acquired** In a trade with San Antonio in June 1998 (along with the draft rights to Felipe Lopez in exchange for Antonio Daniels)**Departed** Waived in Feb. 1999**Lester Hudson**

Years 2009-10			College Tennessee-Martin										No 26					Pos G									
Season	G	GS	Min	FG	FGA	Pct	3fg	Att	Pct	FT	FTA	Pct	Off	Def	Total	Ast	PF	St	TO	Bl	Pts	Avg					
2009-10	9	0	61	14	35	.400	2	11	.182	6	7	.857	4	6	10	5	5	5	5	1	36	4.0					

**Acquired** Claimed off waivers on Jan 8, 2010 after being waived by the Boston Celtics on Jan. 6, 2010**Departed** Waived on July 1, 2010**Ryan Humphrey**

Years 2002-03 to 2004-05				College Notre Dame										No 40										Pos F									
Season	G	GS	Min	FG	FGA	Pct	3fg	Att	Pct	FT	FTA	Pct	Off	Def	Total	Ast	PF	St	TO	Bl	Pts	Avg											
2002-03	13	0	122	12	35	.343	0	0	---	5	11	.455	4	26	30	4	18	5	2	2	18	1.4											
2003-04	2	0	11	1	4	.250	0	1	.000	0	0	---	2	1	3	1	3	1	2	0	2	1.0											
2004-05	35	0	317	42	103	.408	0	2	.000	18	37	.486	50	37	87	6	35	10	23	1	102	2.9											
Total	50	0	450	55	142	.387	0	3	.000	23	48	.479	56	64	120	11	56	16	27	3	133	2.7											

**Acquired** Traded by Orlando with Mike Miller, a future first-round draft pick and a future second round draft pick for Gordan Giricek and Drew Gooden on Feb. 19, 2003**Departed** Free agent not re-signed in July 2005**Steven Hunter**

Years 2009-10										College DePaul										No 45										Pos C									
Season	G	GS	Min	FG	FGA	Pct	3fg	Att	Pct	FT	FTA	Pct	Off	Def	Total	Ast	PF	St	TO	Bl	Pts	Avg																	
2009-10	21	0	157	17	43	.395	0	0	---	19	36	.528	18	24	42	0	10	1	9	12	53	2.5																	

**Acquired** Drafted by the Denver Nuggets along with a 2010 first round draft pick and cash considerations in exchange for a future conditional second round draft pick**Departed** Contract expired on June 30, 2010**Bobby Hurley**

Years 1997-98													College Duke													No 12													Pos G												
Season	G	GS	Min	FG	FGA	Pct	3fg	Att	Pct	FT	FTA	Pct	Off	Def	Total	Ast	PF	St	TO	Bl	Pts	Avg																													
1997-98	27	0	458	46	123	.374	1	7	.143	29	39	.744	5	25	30	97	43	10	44	0	122	4.5																													

**Acquired** In a trade with Sacramento in Feb. 1998 along with Michael Smith in exchange for Otis Thorpe and Chris Robinson**Departed** Waived in Jan. 1999

**Allen Iverson**

Years 2009-10				College Georgetown										No 3				Pos G									
Season	G	GS	Min	FG	FGA	Pct	3fg	Att	Pct	FT	FTA	Pct	Off	Def	Total	Ast	PF	St	TO	Bl	Pts	Avg					
2009-10	3	0	67	15	26	.577	1	1	1.000	6	12	.500	1	3	4	11	5	1	7	0	37	12.3					

**Acquired** Signed as a free agent on Sept. 10, 2009**Departed** Waived on Nov. 17, 2009**Bobby Jackson**

Years 2005-06				College Minnesota								No 24				Pos G									
Season	G	GS	Min	FG	FGA	Pct	3fg	Att	Pct	FT	FTA	Pct	Off	Def	Total	Ast	PF	St	TO	Bl	Pts	Avg			
2005-06	71	15	1775	286	748	.382	129	332	.389	107	146	.733	44	179	223	195	155	61	101	1	808	11.4			

**Acquired** Traded to Memphis from Sacramento with Greg Ostertag in exchange for Bonzi Wells on Aug. 2, 2005**Departed** Free agent not re-signed in July 2006**Casey Jacobsen**

Years 2007-08				College Stanford								No 23								Pos G							
Season	G	GS	Min	FG	FGA	Pct	3fg	Att	Pct	FT	FTA	Pct	Off	Def	Total	Ast	PF	St	TO	Bl	Pts	Avg					
2007-08	53	0	547	39	115	.339	16	72	.222	13	17	.765	12	53	65	20	34	5	16	1	107	2.0					

**Acquired** Signed by Memphis as a free agent on July 24, 2007**Departed** Free agent not re-signed and renounced on Aug. 8, 2008**Marko Jaric**

Years 2008-09 to 2009-10				From Belgrade, Serbia								No 55				Pos G									
Season	G	GS	Min	FG	FGA	Pct	3fg	Att	Pct	FT	FTA	Pct	Off	Def	Total	Ast	PF	St	TO	Bl	Pts	Avg			
2008-09	53	0	605	48	145	.331	11	28	.393	29	41	.707	23	42	65	74	62	29	49	11	136	2.6			

**Acquired** Traded by the Minnesota Timberwolves along with the draft rights to O.J. Mayo (third overall pick), Greg Buckner and Antoine Walker in exchange for the draft rights to Kevin Love (fifth), Mike Miller, Brian Cardinal and Jason Collins on June 26, 2008**Departed** Waived on Dec. 24, 2009**Alexander Johnson**

Years 2006-07				College Florida State								No 32				Pos F									
Season	G	GS	Min	FG	FGA	Pct	3fg	Att	Pct	FT	FTA	Pct	Off	Def	Total	Ast	PF	St	TO	Bl	Pts	Avg			
2006-07	59	19	753	91	169	.538	0	0	---	78	118	.661	50	131	181	17	137	25	47	35	260	4.4			

**Acquired** Draft rights traded to Memphis by Portland in exchange for a second round pick in the 2008 NBA Draft on June 28, 2006**Departed** Waived by the Grizzlies July 13, 2007**Bobby Jones**

Years 2007-08				College Washington								No 6								Pos G/F							
Season	G	GS	Min	FG	FGA	Pct	3fg	Att	Pct	FT	FTA	Pct	Off	Def	Total	Ast	PF	St	TO	Bl	Pts	Avg					
2007-08	9	2	137	14	36	.389	3	13	.231	9	10	.900	10	17	27	11	17	5	5	2	40	4.4					

**Acquired** Signed by Memphis to a 10-day contract on Jan. 10, 2008**Departed** Second 10-day contract expired on Jan. 30, 2008**Dahntay Jones**

Years 2003-04 to 2006-07										College Duke										No 30										Pos G/F									
Season	G	GS	Min	FG	FGA	Pct	3fg	Att	Pct	FT	FTA	Pct	Off	Def	Total	Ast	PF	St	TO	Bl	Pts	Avg																	
2003-04	20	0	154	15	53	.283	1	4	.250	5	11	.455	7	16	23	12	23	5	12	6	36	1.8																	
2004-05	52	7	649	83	190	.437	23	60	.383	44	64	.688	11	58	69	21	61	13	29	11	233	4.5																	
2005-06	71	4	967	109	263	.414	3	21	.143	60	93	.645	20	84	104	39	108	38	50	15	281	4.0																	
2006-07	78	25	1671	220	461	.477	5	12	.417	138	174	.793	47	106	153	68	192	39	92	22	583	7.5																	
Total	221	36	3441	427	967	.442	32	97	.330	247	342	.722	85	264	349	140	404	95	183	54	1133	5.1																	

**Acquired** Selected by the Boston Celtics in the 2003 NBA Draft (20th overall). Draft rights traded to Memphis along with the draft rights to Troy Bell (16th) in exchange for the draft rights to Marcus Banks (13th) and Kendrick Perkins (27th)**Departed** Free agent not re-signed July 2007

(continued on page 110)





**Grant Long**


Years 1999-00 to 2001-02

College Eastern Michigan

No 43

Pos F

Season	G	GS	Min	FG	FGA	Pct	3fg	Att	Pct	FT	FTA	Pct	Off	Def	Total	Ast	PF	St	TO	Bl	Pts	Avg
1999-00	42	1	920	74	167	.443	0	4	.000	55	71	.775	86	148	234	43	108	45	49	10	203	4.8
2000-01	66	27	1507	140	319	.439	4	15	.267	112	157	.713	76	198	274	83	160	72	62	15	396	6.0
2001-02	66	56	1868	164	385	.426	3	17	.176	86	123	.699	31	200	231	136	123	63	103	12	417	6.3
Total	174	84	4295	378	871	.434	7	36	.194	253	351	.720	193	546	739	262	391	180	214	37	1016	5.8

**Acquired** Signed as a free agent in Sept. 1999**Departed** Free agent not re-signed in July 2002**Felipe Lopez**

Years 1998-99 to 1999-00

College St. John's

No 13

Pos G

Season	G	GS	Min	FG	FGA	Pct	3fg	Att	Pct	FT	FTA	Pct	Off	Def	Total	Ast	PF	St	TO	Bl	Pts	Avg
1998-99	47	32	1218	169	379	.446	12	44	.273	87	135	.644	69	97	166	62	128	49	82	14	437	9.3
1999-00	65	0	781	111	261	.425	3	18	.167	67	109	.615	59	65	124	44	94	32	53	17	292	4.5
Total	112	32	1999	280	640	.438	15	62	.242	154	244	.631	128	162	290	106	222	81	135	31	729	6.5

**Acquired** In a trade with San Antonio in June 1998 along with Carl Herrera in exchange for Antonio Daniels**Departed** Traded to Washington in Aug. 2000 along with Obinna Ekezie, Cherokee Parks and Dennis Scott in exchange for Isaac Austin**Kyle Lowry**

Years 2006-07 to 2008-09

College Villanova

No 1

Pos G

Season	G	GS	Min	FG	FGA	Pct	3fg	Att	Pct	FT	FTA	Pct	Off	Def	Total	Ast	PF	St	TO	Bl	Pts	Avg
2006-07	10	0	175	14	38	.368	3	8	.375	25	28	.893	12	19	31	32	20	14	12	1	56	5.6
2007-08	82	9	2089	256	592	.432	36	140	.257	243	348	.698	41	209	250	296	185	92	127	22	791	9.6
2008-09	49	21	1071	112	272	.412	17	69	.246	129	161	.801	13	98	111	178	89	48	79	8	370	7.6
Total	141	30	3335	382	902	.424	56	217	.258	397	537	.739	66	326	392	506	294	154	218	31	1217	8.6

**Acquired** Selected by Memphis in the first round (24th overall) in the 2006 NBA Draft**Departed** Traded to the Houston Rockets in exchange for the Orlando Magic's 2009 unprotected first round pick, Adonal Foyle, Mike Wilks and cash considerations as part of a three-team deal also involving Orlando on Feb. 19, 2009**George Lynch**


Years 1996-97 to 1997-98

College North Carolina

No 34/9

Pos F

Season	G	GS	Min	FG	FGA	Pct	3fg	Att	Pct	FT	FTA	Pct	Off	Def	Total	Ast	PF	St	TO	Bl	Pts	Avg
1996-97	41	27	1059	137	291	.471	8	31	.258	60	97	.619	98	163	261	76	97	63	64	17	342	8.3
1997-98	82	0	1493	248	516	.481	9	30	.300	111	158	.703	147	215	362	122	161	65	104	41	616	7.5
Total	123	27	2552	385	807	.477	17	61	.279	171	255	.671	245	378	623	198	258	128	168	58	958	7.8

**Acquired** In a trade with LA Lakers in July 1996 along with Anthony Peeler and a 2nd round pick in 1998 and 1999 for the Grizzlies 2nd round pick in 1998 and 1999**Departed** Free agent not re-signed July 1998**Sam Mack**

Years 1997-98 to 1998-99

College Houston

No 7

Pos G/F

Season	G	GS	Min	FG	FGA	Pct	3fg	Att	Pct	FT	FTA	Pct	Off	Def	Total	Ast	PF	St	TO	Bl	Pts	Avg
1997-98	57	54	1414	222	559	.397	110	269	.409	62	77	.805	30	103	133	101	117	41	69	11	616	10.8
1998-99	19	15	577	86	212	.406	42	108	.389	28	30	.933	7	46	53	23	53	20	20	1	242	12.7
Total	76	69	1991	308	771	.399	152	377	.403	90	107	.841	37	149	186	124	170	61	89	12	858	11.3

**Acquired** In a trade with Houston in Oct. 1997 in exchange for a 2nd round draft pick**Departed** Traded to Houston in March 1999 in exchange for Rodrick Rhodes**Rich Manning**

Years 1995-96 to 1996-97

College Washington

No 15

Pos C

Season	G	GS	Min	FG	FGA	Pct	3fg	Att	Pct	FT	FTA	Pct	Off	Def	Total	Ast	PF	St	TO	Bl	Pts	Avg
1995-96	29	0	311	49	113	.434	0	1	.000	9	14	.643	16	39	55	7	37	3	17	6	107	3.7
1996-97	16	1	128	18	48	.375	2	3	.667	6	8	.750	8	15	23	2	18	3	5	1	44	2.8
Total	45	1	439	67	161	.416	2	4	.500	15	22	.682	24	54	78	9	55	6	22	7	151	3.4


**Acquired** 1) Signed to a free agent contract in Oct. 1995; 2) Signed to a free agent contract in Jan. 1996**Departed** 1) Waived in Nov. 1995; 2) Waived in Jan. 1997




## ALL-TIME ROSTER

**Cuonzo Martin**

Years 1995-96			College Purdue										No 40				Pos G									
Season	G	GS	Min	FG	FGA	Pct	3fg	Att	Pct	FT	FTA	Pct	Off	Def	Total	Ast	PF	St	TO	Bl	Pts	Avg				
1995-96	4	0	19	3	5	.600	3	3	1.000	0	2	.000	1	1	2	2	1	1	1	0	9	2.3				

**Acquired** Signed to a 10-day contract in April 1996**Departed** Free agent not re-signed in July 1996**Darrick Martin**

Years 1995-96			College UCLA										No 5				Pos G									
Season	G	GS	Min	FG	FGA	Pct	3fg	Att	Pct	FT	FTA	Pct	Off	Def	Total	Ast	PF	St	TO	Bl	Pts	Avg				
1995-96	24	0	402	59	131	.450	5	22	.227	38	46	.826	13	25	38	61	47	27	37	1	161	6.7				

**Acquired** Signed as a free agent in Nov. 1995**Departed** Traded to Minnesota in Jan. 1996 in exchange for a second round draft choice**Tony Massenburg**

College Maryland													No 44				Pos F/C					
Years 1997-98 to 1998-99, 2000-01 to 2001-02	G	GS	Min	FG	FGA	Pct	3fg	Att	Pct	FT	FTA	Pct	Off	Def	Total	Ast	PF	St	TO	Bl	Pts	Avg
1997-98	61	13	894	148	309	.479	0	0	---	100	137	.730	80	152	232	21	123	25	60	24	396	6.5
1998-99	43	35	1143	189	388	.487	0	2	.000	103	155	.665	83	174	257	23	108	26	64	39	481	11.2
2000-01	52	20	823	92	199	.462	0	---	49	70	.700	75	135	210	9	122	10	48	28	233	4.5	
2001-02	73	31	1247	159	349	.456	1	1	1.000	84	117	.718	100	224	324	26	174	30	65	31	403	5.5
Total	229	99	4107	588	1245	.472	1	3	.333	336	479	.701	338	685	1023	79	527	91	237	122	1513	6.6

**Acquired** 1) In a trade with Boston in Oct. 1997 along with a second round draft pick in exchange for Roy Rogers; 2) Signed as a free agent in Aug. 2000**Departed** 1) Traded to Houston in a three-way deal in Aug. 1999; 2) Free agent not re-signed in July 2002**Lee Mayberry**

Years 1996-97 to 1998-99				College Arkansas										No 11				Pos G							
Season	G	GS	Min	FG	FGA	Pct	3fg	Att	Pct	FT	FTA	Pct	Off	Def	Total	Ast	PF	St	TO	Bl	Pts	Avg			
1996-97	80	38	1952	149	370	.403	83	221	.376	29	46	.630	29	105	134	329	159	60	90	8	410	5.1			
1997-98	79	32	1835	131	349	.375	63	180	.350	38	51	.745	19	95	114	349	164	65	113	10	363	4.6			
1998-99	9	0	126	7	19	.368	2	10	.200	4	5	.800	0	3	3	23	13	7	11	0	20	2.2			
Total	168	70	3913	287	738	.389	148	411	.360	71	102	.696	48	203	251	701	336	132	214	18	793	4.7			

**Acquired** Signed as a free agent in July 1996**Departed** Traded to Houston in a three-way deal in Aug. 1999**O.J. Mayo**

Years 2008-09 to 2010-11					College USC					No 32					Pos G							
Season	G	GS	Min	FG	FGA	Pct	3fg	Att	Pct	FT	FTA	Pct	Off	Def	Total	Ast	PF	St	TO	Bl	Pts	Avg
2008-09	82	82	3120	562	1283	.438	145	378	.384	247	281	.879	56	252	308	262	204	91	226	13	1516	18.5
2009-10	82	82	3113	542	1183	.458	136	355	.383	212	262	.809	61	250	311	242	174	98	176	17	1432	17.5
2010-11	71	17	1869	304	747	.407	96	264	.364	99	131	.756	35	135	170	145	127	73	99	26	803	11.3
Total	235	181	8102	1408	3213	.438	377	997	.378	558	674	.828	152	637	789	649	505	262	501	56	3751	16.0

**Acquired** Draft rights (third overall pick in the 2008 NBA Draft) traded by the Minnesota Timberwolves along with Marko Jaric, Antoine Walker and Greg Buckner in exchange for the draft rights to Kevin Love (fifth), Mike Miller, Brian Cardinal and Jason Collins on June 26, 2008**Darius Miles**

Years 2008-09			High School East St. Louis HS (IL)										No 3		Pos F									
Season	G	GS	Min	FG	FGA	Pct	3fg	Att	Pct	FT	FTA	Pct	Off	Def	Total	Ast	PF	St	TO	Bl	Pts	Avg		
2008-09	34	0	298	48	99	.485	1	6	.167	23	31	.742	19	38	57	17	32	11	21	20	120	3.5		

**Acquired** Originally signed as a free agent on Dec. 13, 2008 but was waived on Jan. 7, 2009. Re-signed with the team to the first of two consecutive 10-day contracts on Jan. 10, 2009 before signing for the remainder of the season on Jan. 30, 2009**Departed** Free agent not re-signed and renounced on July 9, 2009**Darko Milicic**

Years 2007-08 to 2008-09				From Novi Sad, Serbia					No 31				Pos C									
Season	G	GS	Min	FG	FGA	Pct	3fg	Att	Pct	FT	FTA	Pct	Off	Def	Total	Ast	PF	St	TO	Bl	Pts	Avg
07-08	70	64	1663	219	500	.438	0	1	.000	67	121	.554	127	297	424	58	185	32	101	114	505	7.2
08-09	61	15	1034	137	266	.515	0	0	---	59	105	.562	83	181	264	34	134	22	48	51	333	5.5
Total	131	79	2697	356	766	.465	0	1	.000	126	226	.558	210	478	688	92	319	54	149	165	838	6.4


**Acquired** Signed as a free agent on July 13, 2007**Departed** Traded to the New York Knicks in exchange for Quentin Richardson and cash considerations on June 25, 2009



113



# ALL-TIME ROSTER




## Mookie Norris

Years 1996-97													College West Florida							No 10							Pos G						
Season	G	GS	Min	FG	FGA	Pct	3fg	Att	Pct	FT	FTA	Pct	Off	Def	Total	Ast	PF	St	TO	Bl	Pts	Avg											
1996-97	8	0	89	4	22	.182	2	10	.200	2	5	.400	3	9	12	23	5	4	5	0	12	1.5											
<b>Acquired</b> Signed as a free agent in Dec. 1996																																	
<b>Departed</b> Waived in Dec. 1996																																	

**Acquired** Signed as a free agent in Dec. 1996

**Departed** Waived in Dec. 1996



## Bo Outlaw

Years 2003-04													College Houston													No 45															Pos F												
Season	G	GS	Min	FG	FGA	Pct	3fg	Att	Pct	FT	FTA	Pct	Off	Def	Total	Ast	PF	St	TO	Bl	Pts	Avg																															
2003-04	82	1	1606	159	312	.510	0	4	.000	61	116	.526	125	217	342	90	170	73	69	70	379	4.6																															
<b>Acquired</b> Traded by Phoenix along with Jake Tsakalidis in exchange for Brevin Knight, Cezary Trybanski and Robert Archibald on Sept. 30, 2003																																																					

**Acquired** Traded by Phoenix along with Jake Tsakalidis in exchange for Brevin Knight, Cezary Trybanski and Robert Archibald on Sept. 30, 2003

**Departed** Waived Nov. 1, 2004



## Chris Owens

Years 2002-03				College Texas								No 20								Pos F							
Season	G	GS	Min	FG	FGA	Pct	3fg	Att	Pct	FT	FTA	Pct	Off	Def	Total	Ast	PF	St	TO	Bl	Pts	Avg					
2002-03	1	0	6	2	3	.667	0	0	---	0	0	---	1	0	1	0	0	0	0	0	4	4.0					

**Acquired** Selected by the Milwaukee Bucks in the second round (48th overall pick) in the 2002 NBA Draft. Draft rights traded by the Bucks to the Memphis Grizzlies for the 2003 second-round draft pick

**Departed** Free agent not re-signed in July 2003



## Scott Padgett

Years 2006-07				College Kentucky								No 34								Pos F							
Season	G	GS	Min	FG	FGA	Pct	3fg	Att	Pct	FT	FTA	Pct	Off	Def	Total	Ast	PF	St	TO	Bl	Pts	Avg					
2006-07	7	0	33	1	7	.143	0	4	.000	0	2	.000	5	4	9	0	2	1	1	0	2	0.3					

**Acquired** Traded to Memphis by Houston in exchange for Jake Tsakalidis on Feb. 13, 2007

**Departed** Waived by Memphis on April 4, 2007



## Milt Palacio

Years 1999-00			College Colorado State										No 5					Pos G									
Season	G	GS	Min	FG	FGA	Pct	3fg	Att	Pct	FT	FTA	Pct	Off	Def	Total	Ast	PF	St	TO	Bl	Pts	Avg					
1999-00	53	0	394	43	98	.439	0	2	.000	22	37	.595	17	34	51	48	32	20	44	0	108	2.0					

**Acquired** Signed as a free agent in Sept. 1999

**Departed** Free agent not re-signed July 2000



## Cherokee Parks

Years 1998-99 to 1999-00										College Duke										No 1										Pos F/C									
Season	G	GS	Min	FG	FGA	Pct	3fg	Att	Pct	FT	FTA	Pct	Off	Def	Total	Ast	PF	St	TO	Bl	Pts	Avg																	
1998-99	48	41	1118	118	275	.429	0	1	.000	30	55	.545	75	168	243	36	114	28	49	28	266	5.5																	
1999-00	56	14	808	72	145	.497	0	1	.000	24	37	.649	55	128	183	35	115	29	28	45	168	3.0																	
Total	104	55	1926	190	420	.452	0	2	.000	54	92	.587	130	296	426	71	229	57	77	73	434	4.2																	

**Acquired** Signed as a free agent in Jan. 1999

**Departed** Traded to Washington in Aug. 2000 along with Obinna Ekezie, Felipe Lopez and Dennis Scott in exchange for Isaac Austin



## Anthony Peeler

Years 1996-97 to 1997-98													College Missouri													No 7/1													Pos G												
Season	G	GS	Min	FG	FGA	Pct	3fg	Att	Pct	FT	FTA	Pct	Off	Def	Total	Ast	PF	St	TO	Bl	Pts	Avg																													
1996-97	72	57	2291	402	1011	.398	128	343	.373	109	133	.820	54	193	247	256	168	105	157	17	1041	14.5																													
1997-98	8	8	202	35	72	.486	5	19	.263	4	6	.667	6	14	20	23	16	9	6	0	79	9.9																													
Total	80	65	2493	437	1083	.404	133	362	.367	113	139	.813	60	207	267	279	184	114	163	17	1120	14.0																													

**Acquired** In a trade with LA Lakers in July 1996 along with George Lynch and a second round pick in 1998 and 1999 for the Grizzlies second round pick in 1998 and 1999

**Departed** Traded to Minnesota on Feb. 18, 1998 in exchange for Doug West



**Elliot Perry**

Years 2001-02

College Memphis

No 5

Pos G

Season	G	GS	Min	FG	FGA	Pct	3fg	Att	Pct	FT	FTA	Pct	Off	Def	Total	Ast	PF	St	TO	Bl	Pts	Avg
2001-02	2	0	48	5	10	.500	0	0	---	1	2	.500	0	4	4	7	6	3	7	0	11	5.5

**Acquired** Signed to a 10-day contract in Feb. 2002**Departed** Free agent not re-signed in Feb. 2002**Wesley Person**

Years 2002-03 to 2003-04

College Auburn

No 1

Pos G/F

Season	G	GS	Min	FG	FGA	Pct	3fg	Att	Pct	FT	FTA	Pct	Off	Def	Total	Ast	PF	St	TO	Bl	Pts	Avg
2002-03	66	44	1941	274	601	.456	100	231	.433	79	97	.814	24	168	192	112	64	42	56	19	727	11.0
2003-04	16	0	284	33	107	.308	11	43	.256	6	8	.750	2	16	18	23	11	5	16	2	83	5.2
Total	82	44	2225	307	708	.433	111	274	.405	85	105	.810	26	184	210	135	75	47	72	21	75	11.1

**Acquired** Traded by the Memphis Grizzlies for Nick Anderson and the draft rights to Mark Barnes on June 26, 2002**Departed** Traded to Portland with a conditional first round draft pick and cash considerations in Dec. 2003 in exchange for Bonzi Wells**James Posey**

Years 2003-04 to 2004-05

College Xavier

No 41

Pos G/F

Season	G	GS	Min	FG	FGA	Pct	3fg	Att	Pct	FT	FTA	Pct	Off	Def	Total	Ast	PF	St	TO	Bl	Pts	Avg
2003-04	82	82	2451	368	770	.422	112	290	.332	278	335	.818	92	311	403	122	248	137	112	40	1126	13.7
2004-05	50	18	1382	127	356	.357	55	178	.309	96	111	.865	45	174	219	88	134	48	69	23	405	8.1
Total	132	100	3833	495	1126	.440	167	468	.357	374	446	.839	137	485	622	210	382	185	181	63	1531	11.6

**Acquired** Signed as a free agent on July 24, 2003**Departed** Traded to Miami along with Andre Emmett and Jason Williams as part of a five-team trade on Aug. 2, 2005**Leon Powe**

Years 2010-11

College California

No 7

Pos F/C

Season	G	GS	Min	FG	FGA	Pct	3fg	Att	Pct	FT	FTA	Pct	Off	Def	Total	Ast	PF	St	TO	Bl	Pts	Avg
2010-11	16	0	141	30	60	.500	0	2	.000	28	46	.609	8	17	25	5	24	3	7	1	88	5.5

**Acquired** Signed as a free agent on March 5, 2011**Brent Price**

Years 1999-00 to 2000-01

College Oklahoma

No 20

Pos G

Season	G	GS	Min	FG	FGA	Pct	3fg	Att	Pct	FT	FTA	Pct	Off	Def	Total	Ast	PF	St	TO	Bl	Pts	Avg
1999-00	41	0	424	41	119	.345	25	68	.368	34	39	.872	8	29	37	69	63	17	47	1	141	3.4
2000-01	6	0	30	3	11	.273	1	4	.250	6	7	.857	1	3	4	5	8	2	4	0	13	2.2
Total	47	0	454	44	130	.338	26	72	.361	40	46	.870	9	32	41	74	71	19	51	1	154	3.3

**Acquired** In a three-team trade with Houston and Orlando in Aug. 1999**Departed** Traded to Sacramento in June 2001 with Mike Bibby in exchange for Jason Williams and Nick Anderson**Zach Randolph**

Years 2009-10 to 2010-11

College Michigan State

No 50

Pos F

Season	G	GS	Min	FG	FGA	Pct	3fg	Att	Pct	FT	FTA	Pct	Off	Def	Total	Ast	PF	St	TO	Bl	Pts	Avg
2009-10	81	81	3050	652	1336	.488	15	52	.288	362	465	.778	330	620	950	149	226	80	174	34	1681	20.8
2010-11	75	74	2724	598	1188	.503	8	43	.186	300	396	.758	326	588	914	163	175	63	151	25	1504	20.1
Total	156	155	5775	1250	2524	.495	23	95	.242	662	861	.769	656	1208	1864	312	401	143	325	59	3185	20.4

**Acquired** Traded by the Los Angeles Clippers in exchange for Quentin Richardson on July 17, 2009**Bryant Reeves**

Years 1995-96 to 2001-02

College Oklahoma State

No 50

Pos C

Season	G	GS	Min	FG	FGA	Pct	3fg	Att	Pct	FT	FTA	Pct	Off	Def	Total	Ast	PF	St	TO	Bl	Pts	Avg
1995-96	77	63	2460	401	877	.457	0	3	.000	219	299	.732	178	392	570	109	226	43	157	55	1021	13.3
1996-97	75	75	2777	498	1025	.486	1	11	.091	216	307	.704	174	436	610	160	270	29	175	67	1213	16.2
1997-98	74	74	2722	492	941	.523	0	4	.000	223	316	.706	196	389	585	155	278	39	156	80	1207	16.3
1998-99	25	14	702	102	251	.406	0	1	.000	67	116	.578	50	88	138	37	103	13	47	8	271	10.8
1999-00	69	67	1773	252	562	.448	0	4	.000	107	165	.648	126	264	390	82	245	33	119	38	611	8.9
2000-01	75	48	1832	254	552	.460	1	4	.250	113	142	.796	132	320	452	80	243	43	90	54	622	8.3
Total	395	341	12071	1999	4208	.475	2	27	.074	945	1345	.703	856	1889	2745	623	1365	200	744	302	4945	12.5

**Acquired** Drafted sixth overall by the Grizzlies in the 1995 NBA Draft**Departed** Retired Jan. 29, 2002

(continued on page 116)



# ALL-TIME ROSTER



## Rodrick Rhodes

Years 1998-99			College USC									No 12				Pos G/F									
Season	G	GS	Min	FG	FGA	Pct	3fg	Att	Pct	FT	FTA	Pct	Off	Def	Total	Ast	PF	St	TO	Bl	Pts	Avg			
1998-99	10	1	123	11	44	.250	1	7	.143	11	19	.579	7	6	13	10	16	4	15	2	34	3.4			
<b>Acquired</b> In a trade with Houston in March 1999 in exchange for Sam Mack																									
<b>Departed</b> Traded to Orlando in a three-way deal in Aug. 1999																									



## Jeremy Richardson

Years 2007-08				College Delta State								No 3				Pos G/F							
Season	G	GS	Min	FG	FGA	Pct	3fg	Att	Pct	FT	FTA	Pct	Off	Def	Total	Ast	PF	St	TO	Bl	Pts	Avg	
2007-08	3	0	15	0	6	.000	0	2	.000	0	0	---	0	1	1	1	2	0	1	0	0	0.0	

**Acquired** Signed by Memphis as a free agent on Dec. 20, 2007

**Departed** Waived on Jan. 7, 2008



## Anthony Roberson

Years 2005-06			College Florida										No 3					Pos G									
Season	G	GS	Min	FG	FGA	Pct	3fg	Att	Pct	FT	FTA	Pct	Off	Def	Total	Ast	PF	St	TO	Bl	Pts	Avg					
2005-06	16	0	88	14	31	.452	5	10	.500	2	2	1.000	0	6	6	5	6	1	3	0	35	2.2					

Acquired

Signed by the Grizzlies as a free agent on Aug. 18, 2005

Departed

Waived by the Grizzlies in July 2006



## Lawrence Roberts

Years 2005-06 to 2006-07				College Mississippi State								No 44				Pos F							
Season	G	GS	Min	FG	FGA	Pct	3fg	Att	Pct	FT	FTA	Pct	Off	Def	Total	Ast	PF	St	TO	Bl	Pts	Avg	
2005-06	33	0	181	20	44	.455	0	2	.000	11	23	.478	26	23	49	5	30	8	5	2	51	1.5	
2006-07	54	18	969	94	208	.452	0	2	.000	95	131	.725	101	160	261	30	133	36	36	13	283	5.2	
Total	87	18	1150	114	252	.452	0	4	.000	106	154	.688	127	183	310	35	163	44	41	15	334	3.8	



## Chris Robinson

Years 1996-97 to 1997-98				College Western Kentucky										No 5				Pos G							
Season	G	GS	Min	FG	FGA	Pct	3fg	Att	Pct	FT	FTA	Pct	Off	Def	Total	Ast	PF	St	TO	Bl	Pts	Avg			
1996-97	41	6	681	69	182	.379	34	89	.382	16	26	.615	23	48	71	65	85	28	34	9	188	4.6			
1997-98	16	0	143	23	63	.365	7	24	.292	1	2	.500	0	13	13	10	21	7	15	1	54	3.4			
Total	57	6	824	92	245	.376	41	113	.363	17	28	.607	23	61	84	75	106	35	49	10	242	4.2			

**Acquired** Drafted 51st overall by the Grizzlies in the 1996 NBA Draft  
**Departed** Traded to Sacramento in Feb. 1998 along with Otis Thorpe in exchange for Michael Smith and Bobby Hurley



## Larry Robinson

Years 1997-98			College Centenary										No 6					Pos G						
Season	G	GS	Min	FG	FGA	Pct	3fg	Att	Pct	FT	FTA	Pct	Off	Def	Total	Ast	PF	St	TO	Bl	Pts	Avg		
1997-98	6	0	41	6	19	.316	3	6	.500	2	2	1.000	2	10	12	1	0	4	2	0	17	2.8		
<b>Acquired</b> Signed to a 10-day contract in March 1998																								
<b>Departed</b> Free agent not re-signed July 1998																								



## Roy Rogers

Years 1996-97			College Alabama										No 44				Pos F									
Season	G	GS	Min	FG	FGA	Pct	3fg	Att	Pct	FT	FTA	Pct	Off	Def	Total	Ast	PF	St	TO	Bl	Pts	Avg				
1996-97	82	50	1848	244	483	.505	1	1	1.000	54	94	.574	139	247	386	46	214	21	86	163	543	6.6				

**Acquired** Drafted 22nd overall by the Grizzlies in the 1996 NBA Draft

**Departed** Traded to Boston in Oct. 1997 in exchange for Tony Massenburg and a 2nd round draft pick





# ALL-TIME ROSTER



## Will Solomon

Years 2001-02				College Clemson								No 1								Pos G							
Season	G	GS	Min	FG	FGA	Pct	3fg	Att	Pct	FT	FTA	Pct	Off	Def	Total	Ast	PF	St	TO	Bl	Pts	Avg					
2001-02	62	4	872	113	331	.341	46	162	.284	49	73	.671	12	56	68	92	76	35	62	7	321	5.2					

**Acquired** Selected in the second round (33rd pick overall) of the 2001 NBA Draft

**Departed** Free agent not re-signed in July 2002



## Joe Stephens

Years 1999-00				College Arkansas—Little Rock										No 25				Pos F									
Season	G	GS	Min	FG	FGA	Pct	3fg	Att	Pct	FT	FTA	Pct	Off	Def	Total	Ast	PF	St	TO	Bl	Pts	Avg					
1999-00	13	0	181	19	51	.373	0	8	.000	3	4	.750	13	23	36	11	9	7	6	3	41	3.2					

**Acquired** Signed as a free agent in Oct. 1999

**Departed** Waived in Nov. 1999



## Damon Stoudamire

College Arizona													No 20					Pos G									
Season	G	GS	Min	FG	FGA	Pct	3fg	Att	Pct	FT	FTA	Pct	Off	Def	Total	Ast	PF	St	TO	Bl	Pts	Avg					
2005-06	27	27	862	114	287	.397	36	104	.346	53	62	.855	23	72	95	128	49	19	55	1	317	11.7					
2006-07	62	51	1501	171	437	.391	59	175	.337	66	83	.795	31	108	139	299	95	47	101	2	467	7.5					
2007-08	29	29	624	77	194	.397	36	94	.383	21	26	.808	14	57	71	112	46	19	50	0	211	7.3					
Total	118	107	2987	362	918	.394	131	373	.351	140	171	.819	68	237	305	539	190	85	206	3	995	8.4					

**Acquired** Signed by Memphis as a free agent on Aug. 5, 2005

**Departed** Waived on Jan. 28, 2008



## Erick Strickland

Years 2000-01			College Nebraska										No 25					Pos G									
Season	G	GS	Min	FG	FGA	Pct	3fg	Att	Pct	FT	FTA	Pct	Off	Def	Total	Ast	PF	St	TO	Bl	Pts	Avg					
2000-01	22	0	409	41	136	.301	14	48	.292	44	51	.863	9	67	76	66	42	22	27	1	140	6.4					

**Acquired** In a trade with New York in Feb. 2001 along with two draft picks in exchange for Othella Harrington

**Departed** Free agent not re-signed in July 2001



## Stromile Swift

Years 2000-01 to 2004-05; 2006-07 to 2007-08													College Louisiana State					No 4		Pos F/C						
Season	G	GS	Min	FG	FGA	Pct	3fg	Att	Pct	FT	FTA	Pct	Off	Def	Total	Ast	PF	St	TO	Bl	Pts	Avg				
2000-01	80	6	1312	153	339	.451	0	4	.000	85	141	.603	109	175	284	28	160	62	64	82	391	4.9				
2001-02	68	14	1805	293	611	.480	0	3	.000	217	305	.711	161	269	460	50	178	53	122	113	803	11.8				
2002-03	67	26	1478	235	489	.481	0	2	.000	177	245	.722	114	270	384	45	152	55	99	104	647	9.7				
2003-04	77	10	1528	268	571	.469	1	4	.250	190	262	.725	141	237	378	38	188	56	88	118	727	9.4				
2004-05	60	14	1279	219	488	.449	0	4	.000	166	219	.758	92	181	273	43	182	41	90	92	604	10.1				
2006-07	54	18	1029	161	346	.465	0	5	.000	97	134	.724	85	165	250	17	146	30	69	62	419	7.8				
2007-08	35	4	549	93	177	.525	0	2	.000	52	81	.642	46	83	129	22	74	10	39	36	238	6.8				
Total	441	92	8980	1422	3021	.471	1	24	.042	984	1387	.709	748	1380	2128	243	1080	307	571	607	3629	8.7				

**Acquired** 1) Selected second overall by Vancouver in the 2000 NBA Draft; 2) Traded to Memphis by Houston along with the draft rights to Rudy Gay in exchange for Shane Battier on July 12, 2006

**Departed** 1) Free agent not re-signed in July 2005; 2) Traded to New Jersey in exchange for Jason Collins and cash considerations on Feb. 4, 2008




## Hasheem Thabeet

Years 2009-10 to 2010-11										College Connecticut					No 34					Pos C				
Season	G	GS	Min	FG	FGA	Pct	3fg	Att	Off	Pct	FT	FTA	Pct	Off	Def	Total	Ast	PF	St	TO	Bl	Pts	Avg	
2009-10	68	13	883	77	131	.588	0	0	---	54	93	.581	85	158	243	11	162	15	43	89	208	3.1		
2010-11	45	0	369	17	39	.436	0	0	---	19	35	.543	24	51	75	4	73	9	17	15	53	1.2		
Total	113	13	1252	94	170	.553	0	0	---	73	128	.570	109	209	318	15	235	24	60	104	261	2.3		

**Acquired** Selected by the Grizzlies in the first round (second overall) of the 2009 NBA Draft

**Departed** Traded to the Houston Rockets with DeMarre Carroll and a future, lottery-protected first round draft pick in exchange for Shane Battier and Ish Smith on Feb. 24, 2011



**John Thomas**

Years 2005-06

College Minnesota

No 25

Pos F/C

Season	G	GS	Min	FG	FGA	Pct	3fg	Att	Pct	FT	FTA	Pct	Off	Def	Total	Ast	PF	St	TO	Bl	Pts	Avg
2005-06	3	0	25	2	2	1.000	0	0	---	0	0	---	0	0	0	1	3	0	2	1	4	1.3

**Acquired** Signed by the Grizzlies as a free agent on Oct. 2, 2005**Departed** Waived by the Grizzlies on Nov. 22, 2005**Otis Thorpe**


Years 1997-98

College Providence

No 10

Pos F/C

Season	G	GS	Min	FG	FGA	Pct	3fg	Att	Pct	FT	FTA	Pct	Off	Def	Total	Ast	PF	St	TO	Bl	Pts	Avg
1997-98	47	46	1574	205	430	.477	0	4	.000	118	170	.694	100	271	371	161	158	30	115	23	528	11.2

**Acquired** In a trade with Detroit in Aug. 1997 in exchange for a future first round draft pick**Departed** Traded to Sacramento in Feb. 1998 along with Chris Robinson in exchange for Michael Smith and Bobby Hurley**Jamaal Tinsley**

Years 2009-10

College Iowa State

No 10

Pos G

Season	G	GS	Min	FG	FGA	Pct	3fg	Att	Pct	FT	FTA	Pct	Off	Def	Total	Ast	PF	St	TO	Bl	Pts	Avg
2009-10	38	1	588	52	140	.371	7	39	.179	22	27	.815	11	55	66	108	67	33	63	5	133	3.5

**Acquired** Signed as a free agent on Nov. 14, 2009**Departed** Contract expired on June 30, 2010**Cezary Trybanski**

Years 2002-03

From Warsaw, Poland

No 15

Pos C

Season	G	GS	Min	FG	FGA	Pct	3fg	Att	Pct	FT	FTA	Pct	Off	Def	Total	Ast	PF	St	TO	Bl	Pts	Avg
2002-03	15	0	86	5	20	.250	0	0	---	4	10	.400	6	8	14	1	13	0	8	6	14	0.9

**Acquired** Signed by the Memphis Grizzlies on July 22, 2002**Departed** Traded to Phoenix in Sept. 2003 in exchange for Jake Tsakalidis and Bo Outlaw**Jake Tsakalidis**

Years 2003-04 to 2006-07

From Rustavi, Georgia

No 12

Pos C

Season	G	GS	Min	FG	FGA	Pct	3fg	Att	Pct	FT	FTA	Pct	Off	Def	Total	Ast	PF	St	TO	Bl	Pts	Avg
2003-04	40	28	533	67	133	.475	0	0	---	36	61	.590	37	91	128	18	79	9	23	22	170	4.3
2004-05	31	1	278	32	64	.500	0	0	---	14	18	.778	21	35	56	10	42	3	12	16	78	2.5
2005-06	51	19	732	100	165	.606	0	0	---	57	87	.655	78	134	212	13	107	14	39	32	257	5.0
2006-07	23	7	258	20	50	.400	0	0	---	14	24	.583	24	40	64	2	34	7	21	11	54	2.3
Total	145	55	1801	219	412	.532	0	0	---	121	190	.637	160	300	460	43	262	33	95	81	559	3.9

**Acquired** Traded by Phoenix along with Bo Outlaw in exchange for Brevin Knight, Cezary Trybanski and Robert Archibald on Sept. 30, 2003**Departed** Traded to Houston in exchange for Scott Padgett on Feb. 13, 2007**Greivis Vasquez**

Years 2010-11

College Maryland

No 21

Pos G

Season	G	GS	Min	FG	FGA	Pct	3fg	Att	Pct	FT	FTA	Pct	Off	Def	Total	Ast	PF	St	TO	Bl	Pts	Avg
2010-11	70	1	860	95	233	.408	25	86	.291	34	44	.773	12	61	73	151	83	22	70	4	249	3.6

**Acquired** Selected by the Grizzlies in the first round (28th overall) of the 2010 NBA Draft



# ALL-TIME ROSTER




## Hakim Warrick

Years 2005-06 to 2008-09

College Syracuse										No 21					Pos F									
Season	G	GS	Min	FG	FGA	Pct	3fg	Att	0	0	Pct	FT	FTA	Pct	Off	Def	Total	Ast	PF	St	TO	Bl	Pts	Avg
2005-06	68	2	724	101	228	.443	0	0	---	76	115	.661	43	101	144	30	113	14	56	21	278	4.1		
2006-07	82	43	2152	373	712	.524	0	8	.000	299	388	.771	130	290	420	75	232	43	161	30	1045	12.7		
2007-08	75	30	1754	328	653	.502	13	48	.271	183	260	.704	123	233	356	53	156	36	85	28	852	11.4		
2008-09	82	7	2029	340	693	.491	5	23	.217	266	374	.711	129	277	406	66	170	48	98	39	951	11.6		
Total	307	82	6660	1142	2286	.500	18	79	.228	824	1137	.725	425	901	1326	224	671	141	671	118	3126	10.2		

**Acquired** Selected by Memphis in the first round (19th overall) in the 2005 NBA Draft

**Departed** Renounced qualifying offer on July 25, 2009



## Earl Watson

Years 2002-03 to 2004-05

College UCLA										No 25					Pos G							
Season	G	GS	Min	FG	FGA	Pct	3fg	Att	Pct	FT	FTA	Pct	Off	Def	Total	Ast	PF	St	TO	Bl	Pts	Avg
2002-03	79	2	1366	170	391	.435	31	91	.341	62	86	.721	46	118	164	225	138	89	88	14	433	5.5
2003-04	81	14	1669	172	464	.371	26	106	.245	90	138	.652	49	129	178	402	175	91	146	19	460	5.7
2004-05	80	14	1808	236	554	.426	52	163	.319	91	138	.659	35	129	164	359	184	83	167	19	615	7.7
Total	240	30	4843	578	1409	.410	109	360	.303	243	362	.671	130	345	475	986	497	263	509	52	1508	6.3

**Acquired** Signed by the Memphis Grizzlies as a free agent on Aug. 6, 2002

**Departed** Free agent not re-signed in July 2005



## Bonzi Wells

Years 2003-04 to 2004-05

Years 2003-04 to 2004-05									College Ball State									No 6				Pos G/F			
Season	G	GS	Min	FG	FGA	Pct	3fg	Att	Pct	FT	FTA	Pct	Off	Def	Total	Ast	PF	St	TO	Bl	Pts	Avg			
2003-04	59	17	1468	295	675	.437	21	61	.344	138	183	.750	157	142	199	104	197	71	129	61	728	12.3			
2004-05	69	19	1489	272	617	.441	36	104	.346	141	188	.750	49	180	229	80	165	85	90	27	721	10.4			
Total	128	36	2957	567	1346	.421	57	165	.345	279	371	.752	106	322	428	184	362	156	219	88	1449	11.3			

**Acquired** Traded by Portland on Dec. 3, 2003 in exchange for Wesley Person, a conditional first round pick in the 2004 NBA Draft and cash considerations

**Departed** Traded to Sacramento in exchange for Bobby Jackson and Greg Ostertag on Aug. 2, 2005



## Doug West

Years 1997-98 to 2000-01

College Villanova										No 2										Pos G/F									
Season	G	GS	Min	FG	FGA	Pct	3fg	Att	Pct	FT	FTA	Pct	Off	Def	Total	Ast	PF	St	TO	Bl	Pts	Avg							
1997-98	Did not play due to injury																												
1998-99	14	2	294	31	65	.477	0	2	.000	19	25	.760	5	20	25	19	38	16	12	7	81	5.8							
1999-00	38	0	581	59	145	.407	0	3	.000	34	40	.694	18	53	71	43	80	12	19	8	152	4.0							
2000-01	15	6	171	11	38	.289	0	2	.000	6	7	.857	4	11	15	14	21	3	4	4	28	1.9							
Total	67	8	1046	101	248	.407	0	7	.000	59	72	.819	27	84	111	76	139	31	35	19	261	3.9							

**Acquired** In a trade with Minnesota in Feb. 1998 in exchange for Anthony Peeler

**Departed** Free agent not re-signed July 2001




## DeJuan Wheat

Years 1998-99

Years 1998-99			College Louisville								No 6				Pos G									
Season	G	GS	Min	FG	FGA	Pct	3fg	Att	Pct	FT	FTA	Pct	Off	Def	Total	Ast	PF	St	TO	Bl	Pts	Avg		
1998-99	46	0	590	73	193	.378	22	60	.367	40	55	.727	11	34	45	102	59	26	48	2	208	4.5		

**Acquired** Signed as a free agent in Jan. 1999

**Departed** Free agent not re-signed July 1999



## Gerald Wilkins

Years 1995-96

Years 1995-96				College Chattanooga								No 21				Pos G/F									
Season	G	GS	Min	FG	FGA	Pct	3fg	Att	Pct	FT	FTA	Pct	Off	Def	Total	Ast	PF	St	TO	Bl	Pts	Avg			
1995-96	28	14	738	77	205	.376	14	64	.219	20	23	.870	22	43	65	68	55	22	37	2	188	6.7			

**Acquired** In the 1995 Expansion Draft (from Cleveland 20th overall)

**Departed** Free agent not re-signed in July 1996



### Aaron Williams



Years 1996-97										College Xavier										No 15										Pos F									
Season	G	GS	Min	FG	FGA	Pct	3fg	Att	Pct	FT	FTA	Pct	Off	Def	Total	Ast	PF	St	TO	Bl	Pts	Avg																	
1996-97	32	1	553	82	143	.376	0	1	.000	33	49	.673	60	78	138	15	72	16	28	26	197	6.2																	
<b>Acquired</b> Signed to a 10-day contract in Jan. 1997																																							
<b>Departed</b> Free agent not re-signed in July 1997																																							

**Acquired** Signed to a 10-day contract in Jan. 1997

**Departed** Free agent not re-signed in July 1997

### Jason Williams



Years 2001-02 to 2004-05, 2010-11													College Florida													No 2													Pos G												
Season	G	GS	Min	FG	FGA	Pct	3fg	Att	Pct	FT	FTA	Pct	Off	Def	Total	Ast	PF	St	TO	Bl	Pts	Avg																													
2001-02	65	65	2236	376	985	.382	127	430	.295	80	101	.792	22	173	195	519	102	111	214	7	959	14.8																													
2002-03	76	76	2407	333	859	.388	143	404	.354	110	131	.840	25	187	212	631	130	91	168	10	919	12.1																													
2003-04	72	68	2115	290	713	.387	120	364	.314	82	98	.791	25	122	147	492	97	92	136	5	782	10.9																													
2004-05	71	68	1952	266	644	.413	107	330	.324	80	101	.792	19	103	122	399	91	75	130	5	719	10.1																													
2010-11	11	0	124	9	29	.310	3	15	.200	0	0	---	0	8	8	28	2	3	7	1	21	1.9																													
Total	295	277	8834	1274	3230	.394	500	1543	.324	352	431	.817	91	593	684	2069	422	372	655	28	3400	11.5																													

**Acquired** 1) Traded with Nick Anderson in exchange for Mike Bibby and Brent Price on June 27, 2001; 2) Signed as a free agent on Feb. 7, 2011

**Departed** 1) Traded to the Miami Heat with James Posey and Andre Emmett as part of a five-team deal on Aug. 2, 2005; 2) Retired on April 18, 2011

### Marcus Williams



Years 2009-10												College Connecticut												No 5												Pos G											
Season	G	GS	Min	FGA	Pct	3fg	Att	Pct	FT	FTA	Pct	Off	Def	Total	Ast	PF	St	TO	Bl	Pts	Avg																										
2009-10	62	1	872	104	.271	.384	24	81	.296	37	55	.673	13	80	93	161	43	32	74	1	269	4.3																									
<b>Acquired</b> Signed as a free agent on Aug. 6, 2009																																															
<b>Departed</b> Contract expired on June 30, 2010																																															

**Acquired** Signed as a free agent on Aug. 6, 2009

**Departed** Contract expired on June 30, 2010

### Lorenzen Wright



Years 2001-02 to 2005-06													College Memphis													No 42													Pos F/C												
Season	G	GS	Min	FG	FGA	Pct	3fg	Att	Pct	FT	FTA	Pct	Off	Def	Total	Ast	PF	St	TO	Bl	Pts	Avg																													
2001-02	43	33	1251	223	486	.459	0	2	.000	70	123	.569	130	275	405	44	126	30	72	23	516	12.0																													
2002-03	70	49	1982	325	716	.454	0	5	.000	147	223	.659	170	358	528	80	209	51	110	54	797	11.4																													
2003-04	65	46	1674	257	586	.439	0	5	.000	96	131	.733	144	301	445	71	192	45	77	58	610	9.4																													
2004-05	80	77	2287	320	683	.469	0	3	.000	131	198	.662	177	436	613	87	251	58	100	69	771	9.6																													
2005-06	78	58	1689	194	406	.478	0	2	.000	66	117	.564	142	253	395	48	201	52	67	46	454	5.8																													
Total	336	263	8883	1319	2877	.458	0	17	.000	510	792	.644	763	1623	2386	330	979	236	426	250	3148	9.4																													

**Acquired** Traded by Atlanta with Brevin Knight and the draft rights to Pau Gasol to the Memphis Grizzlies for Shareef Abdur-Rahim on July 19, 2001

**Departed** Free agent not re-signed in July 2006

### Sam Young



Years 2009-10 to 2010-11										College Pittsburgh										No 4										Pos F/G									
Season	G	GS	Min	FG	FGA	Pct	3fg	Att	Pct	FT	FTA	Pct	Off	Def	Total	Ast	PF	St	TO	Bl	Pts	Avg																	
2009-10	80	1	1321	224	497	.451	11	56	.196	136	175	.777	77	124	201	52	106	34	94	20	595	7.4																	
2010-11	78	46	1577	233	494	.472	17	50	.340	89	116	.767	40	147	187	71	120	68	61	25	572	7.3																	
Total	158	47	2898	457	991	.461	28	106	.264	225	291	.773	117	271	388	123	226	102	155	43	1167	7.4																	



## Grizzlies All-Time Uniform Numbers

No	Player	Season(s)	No	Player	Season(s)
00	Benoit Benjamin	1995-96	15	Rich Manning	1995-96 to 1996-97
	Darrell Arthur	2008-09 to 2010-11		Aaron Williams	1996-97
0	Drew Gooden	2002-03		Cezary Trybanski	2002-03
	Theron Smith	2003-04		Hamed Haddadi	2008-09 to 2010-11
1	Anthony Peeler	1997-98	16	Pau Gasol	2001-02 to 2007-08
	Cherokee Parks	1998-99 to 1999-00	17	Chris King	1995-96
	Mahmoud Abdul-Rauf	2000-01	18	Ashraf Amaya	1995-96
	Will Solomon	2001-02	20	Brent Price	1999-00 to 2000-01
	Wesley Person	2002-03 to 2003-04		Chris Owens	2002-03
	Antonio Burks	2004-05 to 2005-06		Damon Stoudamire	2005-06 to 2007-08
	Kyle Lowry	2006-07 to 2008-09	21	Gerald Wilkins	1995-96
	DeMarre Carroll	2009-10 to 2010-11		Lawrence Moten	1996-97
2	Greg Anthony	1995-96 to 1996-97		Kevin Edwards	2000-01
	Doug West	1997-98 to 2000-01		Isaac Fontaine	2001-02
	Jason Williams	2001-02 to 2004-05		Robert Archibald	2002-03
	Juan Carlos Navarro	2007-08		Hakim Warrick	2005-06 to 2008-09
	Trey Gilder	2009-10		Greivis Vasquez	2010-11
	Acie Law	2010-11	22	Brevin Knight	2001-02 to 2002-03
3	Shareef Abdur-Rahim	1996-97 to 2000-01		Rudy Gay	2006-07 to 2010-11
	Troy Bell	2003-04	23	Pete Chilcutt	1997-98
	Anthony Roberson	2005-06		Jason Sasser	1998-99
	Chuck Atkins	2006-07		Casey Jacobsen	2007-08
	Jeremy Richardson	2007-08	24	Terry Dehere	1998-99
	Javaris Crittenton	2007-08 to 2008-09		Othella Harrington	1999-00 to 2000-01
	Steve Francis	2008-09		Bobby Jackson	2005-06
	Darius Miles	2008-09	25	Joe Stephens	1999-00
	Allen Iverson	2009-10		Erick Strickland	2000-01
	Jason Williams	2010-11		Nick Anderson	2001-02
4	Byron Scott	1995-96		Earl Watson	2002-03 to 2004-05
	Stromile Swift	2000-01 to 2004-05; 2006-07 to 2007-08		John Thomas	2005-06
	Sam Young	2009-10 to 2010-11	26	Lester Hudson	2009-10
5	Darrick Martin	1995-96	30	Blue Edwards	1995-96 to 1997-98
	Chris Robinson	1997-98		Dahntay Jones	2003-04 to 2006-07
	Milt Palacio	1999-00		Adonal Foyle	2008-09
	Elliot Perry	2001-02	31	Darko Milicic	2007-08 to 2008-09
	Will Conroy	2006-07		Shane Battier	2001-02 to 2005-06, 2010-11
	Marcus Williams	2009-10	32	Doug Edwards	1995-96 to 1997-98
	Ish Smith	2010-11		Pete Chilcutt	1998-99
6	Larry Robinson	1996-97 to 1997-98		Rodney Buford	2001-02
	De Juan Wheat	1998-99		Chuck Atkins	2005-06
	Antonis Fotsis	2001-02		Alexander Johnson	2006-07
	Bonzi Wells	2003-04 to 2004-05		O.J. Mayo	2008-09 to 2010-11
	Eddie Jones	2005-06 to 2006-07	33	Pete Chilcutt	1996-97
	Bobby Jones	2007-08		Antonio Daniels	1997-98
7	Lawrence Moten	1995-96		Mike Miller	2002-03 to 2007-08
	Anthony Peeler	1996-97		Marc Gasol	2008-09 to 2010-11
	Sam Mack	1997-98 to 1998-99	34	Anthony Avent	1995-96
	Eddie Gill	2001-02		George Lynch	1996-97
	Tarence Kinsey	2006-07 to 2007-08		Michael Smith	1997-98 to 1998-99
	Greg Buckner	2008-09		Scott Padgett	2006-07
	Leon Powe	2010-11		Jason Collins	2007-08
8	Michael Dickerson	1999-00 to 2002-03		Hasheem Thabeet	2009-10 to 2010-11
9	George Lynch	1997-98	35	Brian Cardinal	2004-05 to 2007-08
	Dennis Scott	1999-00	40	Antonio Harvey	1995-96
	Isaac Austin	2000-01 to 2001-02		Cuonzo Martin	1995-96
	Ronnie Brewer	2009-10		Ivano Newbill	1997-98
	Tony Allen	2010-11		Makhtar N'diaye	1998-99
10	Moochie Norris	1996-97		Ryan Humphrey	2002-03 to 2004-05
	Otis Thorpe	1997-98	41	James Posey	2003-04 to 2004-05
	Mike Bibby	1998-99 to 2000-01	42	Lorenzen Wright	2001-02 to 2005-06
	Gordan Giricek	2002-03	43	Grant Long	1999-00 to 2001-02
	Junior Harrington	2006-07	44	Kenny Gattison	1995-96
	Jamaal Tinsley	2009-10		Roy Rogers	1996-97
	Rodney Carney	2010-11		Tony Massenburg	1997-98 to 1998-99; 2000-01 to 2001-02
11	Lee Mayberry	1996-97 to 1998-99		Lawrence Roberts	2005-06 to 2006-07
	Damon Jones	2000-01		Andre Brown	2007-08
	Mike Conley	2007-08 to 2010-11	45	Bo Outlaw	2003-04
12	Bobby Hurley	1997-98		Steven Hunter	2009-10
	Rodrick Rhodes	1998-99	50	Bryant Reeves	1995-96 to 2001-02
	Jake Tsakalidis	2003-04 to 2006-07		Zach Randolph	2009-10 to 2010-11
13	Felipe Lopez	1998-99 to 1999-00	52	Eric Mobley	1995-96 to 1996-97
	Quinton Ross	2008-09		J.R. Henderson	1998-99
	Xavier Henry	2010-11	54	Obinna Ekezie	1999-00
14	Eric Murdock	1995-96		Kwame Brown	2007-08
	Carl Herrera	1998-99	55	Eric Leckner	1996-97
	Andre Emmett	2004-05		Antoine Carr	1999-00
				Marko Jaric	2008-09 to 2009-10



INTRO

PLAYERS

OWNERSHIP

FRONT OFFICE

MEDIA

COMMUNITY INVESTMENT

HISTORY

PLAYOFFS

REVIEW

OPONENTS

NBA

## Player Colleges

College	Player	College	Player
Alabama	Roy Rogers	North Carolina	Pete Chilcutt
Arizona	Mike Bibby		Makhtar N'Diaye
	Michael Dickerson		George Lynch
	Damon Stoudamire	Northwestern State	Trey Gilder
Arizona State	Isaac Austin	Notre Dame	Ryan Humphrey
	Mike Batiste	Ohio State	Mike Conley
	Byron Scott	Oklahoma	Brent Price
Arkansas	Ronnie Brewer	Oklahoma State	Tony Allen
	Lee Mayberry		Bryant Reeves
Arkansas-Little Rock	Joe Stephens	Old Dominion	Kenny Gattison
Auburn	Wesley Person	Pfeiffer	Antonio Harvey
Ball State	Theron Smith	Pittsburgh	Eric Mobley
	Bonzi Wells		Sam Young
Boston College	Troy Bell	Providence	Eric Murdock
Bowling Green	Antonio Daniels		Michael Smith
California	Shareef Abdul-Rahim		Otis Thorpe
	Leon Powe	Purdue	Brian Cardinal
Centenary	Larry Robinson		Cunzo Martin
Chattanooga	Gerald Wilkins	Seton Hall	Anthony Avert
Clemson	Greg Buckner		Terry Dehere
	Will Solomon	South Carolina	Tarence Kinsey
Colgate	Adonal Foyle	South Florida	Chucky Atkins
Colorado State	Milt Palacio	Southern Illinois	Ashraf Amaya
Connecticut	Rudy Gay	Southern Methodist	Quinton Ross
	Hasheem Thabeet	St. John's	Felipe Lopez
	Marcus Williams	Stanford	Jason Collins
Creighton	Benoit Benjamin		Casey Jacobson
	Rodney Buford		Brevin Knight
Delta State	Jeremy Richardson	Syracuse	Lawrence Moten
DePaul	Andre Brown		Hakim Warrick
	Kevin Edwards	Temple	Eddie Jones
	Steven Hunter	Tennessee-Martin	Lester Hudson
Duke	Shane Battier	Texas	Chris Owens
	Bobby Hurley	Texas A&M	Acie Law
	Dahntay Jones	Texas Tech	Andre Emmett
	Cherokee Parks		Jason Sasser
East Carolina	Blue Edwards	UCLA	J.R. Henderson
Eastern Michigan	Grant Long		Darrick Martin
Florida	Mike Miller		Earl Watson
	Anthony Roberson	UNLV	Greg Anthony
	Jason Williams	USC	O.J. Mayo
Florida State	Doug Edwards		Rodrick Rhodes
	Alexander Johnson	Villanova	Kyle Lowry
Georgetown	Othella Harrington		Doug West
	Allen Iverson	Wake Forest	Chris King
Georgia Tech	Javaris Crittenton		Ish Smith
	Ivano Newbill	Washington	Will Conroy
	Dennis Scott		Bobby Jones
Houston	Carl Herrera		Rich Manning
	Damon Jones	Washington State	Isaac Fontaine
	Sam Mack	Weber State	Eddie Gill
	Bo Outlaw	West Florida	Moochie Norris
Illinois	Nick Anderson	Western Kentucky	Chris Robinson
	Robert Archibald	Wichita State	Antoine Carr
Iowa State	Jamaal Tinsley	Wingate	Junior Harrington
Kansas	Darrell Arthur	Wyoming	Eric Leckner
	Drew Gooden	Xavier	James Posey
	Xavier Henry		Aaron Williams
Kentucky	Scott Padgett		
Louisville	DeJuan Wheat		
LSU	Mahmoud Abdul-Rauf	<b>High School</b>	<b>Player</b>
	Stromile Swift	East St. Louis HS (IL)	Darius Miles
Maryland	Obinna Ekezie	Glynn Academy HS (GA)	Kwame Brown
	Tony Massenburg		
	Greivis Vasquez		
Memphis	Antonio Burks	<b>International</b>	<b>Player</b>
	Rodney Carney	Croatia	Gordan Giricek
	Elliot Perry	Georgia	Jake Tsakalidis
	Lorenzen Wright	Greece	Antonis Fotsis
Michigan State	Zach Randolph	I.R. of Iran	Hamed Haddadi
Minnesota	Bobby Jackson	Poland	Cezary Trybanski
	John Thomas	Serbia	Marko Jaric
Mississippi State	Lawrence Roberts		Darko Milicic
Missouri	DeMarre Carroll	Spain	Marc Gasol
	Anthony Peeler		Pau Gasol
Nebraska	Erick Strickland		Juan Carlos Navarro





## Grizzlies All-Time Transactions

### 1994

April 27	NBA Board of Governors awards a conditional franchise to Vancouver to begin play in the 1995-96 season.
July 22	Appointed Stu Jackson as Vice-President of Basketball Operations and General Manager.
October 3	Appointed Larry Riley as Director of Scouting.

### 1995

May 16	NBA closed the expansion agreement, officially making the Grizzlies the 29th NBA team.
June 1	Signed free agent Kevin Pritchard.
June 19	Named Brian Winters head coach.
June 24	Selected Greg Anthony, Rodney Dent, Antonio Harvey, Reggie Slater, Trevor Ruffin, Derrick Phelps, Larry Stewart, Kenny Gattison, Byron Scott, Gerald Wilkins, Benoit Benjamin, Doug Edwards, Blue Edwards in the 1995 NBA Expansion Draft.
	Acquired a future second round pick from Orlando in exchange for selecting Rodney Dent in the 1995 NBA Expansion Draft.
June 28	Selected Bryant Reeves in the first round (sixth overall) of the 1995 NBA Draft.
	Selected Lawrence Moten in the second round (36th overall) of the 1995 NBA Draft.
July 6	Hired Jimmy Powell as an assistant coach.
August 25	Hired Lionel Hollins as an assistant coach.
September 8	Hired Rex Hughes as an assistant coach.
September 25	Signed 1995 first round draft pick Bryant Reeves to a three-year contract.
October 3	Signed 1995 second round draft pick Lawrence Moten to a two-year contract.
October 5	Signed free agents Ashraf Amaya, Rich Manning, Henry James, Nate Higgs and Litterial Green.
October 17	Waived Nate Higgs.
October 18	Signed free agent Chris King.
October 24	Waived Henry James.
October 31	Waived Litterial Green.
November 1	Acquired Anthony Avent from Orlando in exchange for Kevin Pritchard and Larry Stewart.
November 5	Signed free agent Darrick Martin.
November 27	Acquired Eric Mobley and Eric Murdock from Milwaukee in exchange for Benoit Benjamin.
	Waived Rich Manning.
December 28	Waived Antonio Harvey.

### 1996

January 11	Acquired a future second round draft pick from Minnesota in exchange for Darrick Martin.
	Signed free agent Rich Manning.
February 22	Acquired Jeff Turner from Orlando in exchange for Kenny Gattison and a 1996 second round draft pick.
March 9	Waived Jeff Turner.
April 3	Signed Cuonzo Martin to a 10-day contract.
April 12	Signed Cuonzo Martin for the remainder of the season.
June 19	Acquired Pete Chilcutt, Tim Breaux, a 1996 first round draft pick, a 1996 second round draft pick and a conditional 1997 second round draft pick from Houston in exchange for two second round draft picks in the 1996 NBA Draft and a 1997 second round draft pick.
June 26	Selected Shareef Abdur-Rahim in the first round (third overall) of the 1996 NBA Draft.
	Selected Roy Rogers in the first round (22nd overall) of the 1996 NBA Draft.
	Selected Chris Robinson in the second round (51st overall) of the 1996 NBA Draft.
July 16	Acquired Anthony Peeler, George Lynch, a 1998 second round draft pick and a 1999 second round draft pick from the Los Angeles Lakers in exchange for second round draft picks in 1998 and 1999.
	Renounced the rights to free agents Ashraf Amaya, Anthony Avent, Chris King, Gerald Wilkins, Cuonzo Martin, Eric Murdock, Derrick Phelps and Rodney Dent.
July 22	Signed free agent Lee Mayberry.
	Waived Byron Scott.
August 6	Signed 1996 first round draft pick Shareef Abdur-Rahim to a three-year contract.
August 14	Signed 1996 first round draft pick Roy Rogers to a three-year contract.
October 2	Signed free agents Chuckie Atkins and Jack Lothian.
October 3	Signed 1996 second round draft pick Chris Robinson to a one-year contract.
October 21	Waived Chuckie Atkins and Jack Lothian.
October 31	Waived Tim Breaux.
December 12	Signed free agent Moochie Norris.



## 1997

January 6	Waived Rich Manning.
January 24	President & General Manager Stu Jackson assumed head coaching duties replacing Brian Winters.
January 29	Signed free agent Aaron Williams to a 10-day contract.
February 11	Signed Aaron Williams to a second 10-day contract. Signed Eric Leckner to a 10-day contract.
February 20	Signed Aaron Williams for the remainder of the season and signed Eric Leckner to a second 10-day contract.
March 2	Signed Eric Leckner for the remainder of the season.
April 23	Relieved Rex Hughes and Jimmy Powell of their duties as assistant coaches.
June 25	Selected Antonio Daniels in the first round (4th overall) of the 1997 NBA Draft. Selected C.J. Bruton in the second round (52nd overall) of the 1997 NBA Draft. Traded the draft rights of C.J. Bruton to the Portland Trail Blazers for cash considerations.
June 26	Named Brian Hill as head coach.
July 7	Signed Bryant Reeves to a six-year contract extension.
July 15	Signed Chris Robinson to a two-year contract.
August 7	Acquired Otis Thorpe from Detroit in exchange in exchange for a protected future first round draft pick. Renounced the rights to free agent Greg Anthony.
August 20	Signed 1997 first round draft choice Antonio Daniels to a three-year contract.
September 9	Signed free agent Marcus Brown.
September 10	Named Jack Nolan and Jim Boylan as assistant coaches.
September 15	Signed free agent Ivano Newbill.
October 1	Signed free agents Mark Hendrickson, Alan Ogg, Litterial Green and David Booth.
October 8	Waived Eric Mobley and Mark Hendrickson.
October 28	Acquired Tony Massenburg and a second round draft pick from Boston for Roy Rogers.
October 28	Acquired Sam Mack from Houston in exchange for a second round draft pick.
October 28	Waived Alan Ogg, Litterial Green and David Booth.

## 1998

January 12	Waived Doug Edwards and Marcus Brown.
February 18	Acquired Michael Smith and Bobby Hurley from Sacramento in exchange for Otis Thorpe and Chris Robinson.
February 18	Acquired Doug West from Minnesota in exchange for Anthony Peeler.
March 27	Signed Larry Robinson to a 10-day contract.
April 6	Signed Larry Robinson to a second 10-day contract.
April 16	Signed Larry Robinson for the remainder of the season.
June 24	Selected Mike Bibby in the first round (2nd overall) of the 1998 NBA Draft. Selected J.R. Henderson in the second round (56th overall) of the 1998 NBA Draft. Acquired Carl Herrera and the draft rights to Felipe Lopez (24th overall) from San Antonio in exchange for Antonio Daniels.

## 1999

January 21	Signed free agents Corey Beck, Greg Dreiling, Sean Higgins, Dan Muller, Makhtar Ndiaye, Jason Sasser.
January 22	Signed 1998 first round draft picks Mike Bibby and Felipe Lopez and second round draft pick J.R. Henderson to multi-year contracts. Signed Cherokee Parks to a three-year contract.
January 25	Placed Bobby Hurley on waivers.
January 27	Signed Shareef Abdur-Rahim to a six-year contract extension.
January 28	Placed Corey Beck on waivers.
January 29	Signed Reggie Geary and DeJuan Wheat.
February 1	Placed Greg Dreiling, Reggie Geary and Sean Higgins on waivers.
February 18	Placed Dan Muller and Jason Sasser on waivers.
February 28	Placed Carl Herrera on waivers.
March 11	Acquired Rodrick Rhodes from Houston in exchange for Sam Mack.
March 23	Signed Terry Dehere to a 10-day contract.
April 2	Signed Terry Dehere to a second 10-day contract.
April 12	Signed Terry Dehere for the rest of the season.
June 30	Selected Steve Francis in the first round (2nd overall) of the 1999 NBA Draft. Selected Obinna Ekezie in the second round (37th overall) of the 1999 NBA Draft. Selected Antwain Smith in the second round (51st overall) of the 1999 NBA Draft.

INTRO

PLAYERS

OWNERSHIP

FRONT  
OFFICE

MEDIA

COMMUNITY  
INVESTMENT

HISTORY

PLAYOFFS

REVIEW

OPPONENTS

NBA



## ALL-TIME TRANSACTIONS

### 1999 continued

August 27	Acquired Antoine Carr, Michael Dickerson, Othella Harrington, Brent Price, a future first round pick from Houston and a future second round pick from Orlando in a three-way trade in exchange for Tony Massenburg, Lee Mayberry, Makhtar Ndiaye, Rodrick Rhodes, Michael Smith and the draft rights to Steve Francis (2nd overall).
August 27	Signed free agent Dennis Scott.
September 14	Signed 1999 second round draft pick Obinna Ekezie.
September 16	Signed free agent Grant Long.
September 29	Signed free agent Milt Palacio.
October 4	Signed 1999 second round draft pick Antwain Smith. Waived J.R. Henderson.
October 26	Signed free agents Stephen Jackson, Rich King and Joe Stephens.
October 28	Signed free agent Robert Werdann.
November 1	Waived Stephen Jackson, Rich King and Antwain Smith.
November 30	Waived Robert Werdann.
November 30	Waived Joe Stephens.
December 16	Dismissed Head Coach Brian Hill and named assistant coach Lionel Hollins as interim head coach.

### 2000

January 24	Agreement reached for sale of the Vancouver Grizzlies by Orca Bay Sports & Entertainment with Michael E. Heisley, Sr.
April 11	NBA approves the sale of the Vancouver Grizzlies by Orca Bay Sports & Entertainment to Michael E. Heisley Sr.
May 8	Dismissed Interim Head Coach Lionel Hollins and Director of Player Personnel Larry Riley.
May 9	Announced the resignation of President and General Manager Stu Jackson.
May 10	Appointed Dick Versace as President of Basketball Operations, Billy Knight as General Manager, Chuck Daly as Special Consultant to the President and Tony Barone as Director of Player Personnel.
June 1	Appointed Sidney Lowe as head coach.
June 23	Appointed Scott Roth as assistant Coach.
June 29	Selected Stromile Swift in the first round (2nd overall) of the 2000 NBA Draft.
July 17	Appointed Michael Adams as an assistant coach.
July 18	Signed 2000 first round draft pick Stromile Swift to a multi-year contract.
August 8	Signed free agents Tony Massenburg and Damon Jones.
August 20	Signed free agent Mahmoud Abdul-Rauf.
August 22	Acquired Isaac Austin from Washington in exchange for Felipe Lopez, Cherokee Parks, Obinna Ekezie and Dennis Scott.
August 23	Appointed Bob Staak as an assistant coach.
October 1	Signed William Cunningham, Kevin Edwards, Paul Grant, Arijan Komazec and Jeff Nordgaard.
October 26	Waived Paul Grant, Jeff Nordgaard and Arijan Komazec.
December 31	Released William Cunningham.

### 2001

January 30	Acquired Erick Strickland, a first round pick in the 2001 NBA Draft (via Los Angeles Lakers) and a second round pick in the 2001 NBA Draft from New York in exchange for Othella Harrington.
March 26	Grizzlies file an application with the NBA to move the franchise from Vancouver, British Columbia to Memphis, Tennessee.
June 30	Acquired the draft rights to Pau Gasol (3rd overall), Lorenzen Wright and Brevin Knight from Atlanta in exchange for Shareef Abdur-Rahim and the draft rights to Jamaal Tinsley (27th overall). Selected Shane Battier in the first round (6th overall) in the 2001 NBA Draft. Selected Will Solomon in the second round (33rd overall) of the 2001 NBA Draft. Selected Antonis Fotsis in the second round (48th overall) of the 2001 NBA Draft.
July 1	Acquired Jason Williams and Nick Anderson from Sacramento for Mike Bibby and Brent Price. Damon Jones elected to seek free agency by not picking up his option to remain with the Grizzlies. Erick Strickland elected to seek free agency by exercising his early termination option.
July 2	Signed 2001 second round draft choice Will Solomon.
July 3	The NBA Board of Governors officially approved the move of the Grizzlies from Vancouver, BC to Memphis, Tennessee. Signed 2001 first round draft pick Shane Battier to a three-year contract.
July 19	Announced the trade of Shareef Abdur-Rahim to Atlanta in exchange for the draft rights to Pau Gasol (3rd overall pick in the 2001 NBA Draft), Lorenzen Wright and Brevin Knight.
August 31	Signed 2001 second round draft pick Antonis Fotsis.
September 6	Signed 2001 first round draft pick Pau Gasol to a three-year contract.
September 13	Signed James Collins.



## 2001 continued

October 1	Signed free agents Lazarus Sims, Adebayo Akinkunle and Bryant Notree.
October 14	Released free agents Lazarus Sims and Adebayo Akinkunle.
October 17	Signed Jason Williams to a multi-year contract extension.
October 25	Released free agents James Collins and Bryant Notree.
October 30	Signed Michael Dickerson to a multi-year contract extension.

## 2002

January 29	Announced retirement of Bryant Reeves.
February 13	Signed Elliot Perry to a 10-day contract.
February 22	Released Elliot Perry.
February 23	Signed Eddie Gill to a 10-day contract.
February 28	Waived Isaac Austin.
March 3	Signed Isaac Fontaine to a 10-day contract.
March 4	Signed Eddie Gill for the remainder of the 2001-02 season.
March 13	Waived Isaac Fontaine.
April 18	Announced that Billy Knight would no longer continue to serve as general manager.
April 30	Announced the hirings of Jerry West as president of basketball operations and Gary Colson as assistant to the president. Announced that Dick Versace would take over as general manager.
May 15	Announced the resignations of Assistant Coaches Michael Adams and Bob Staak.
June 14	Announced hiring of John Welch as assistant/workout coach.
June 26	Selected Drew Gooden in the first round (4th overall) in the 2002 NBA Draft. Selected Robert Archibald in the second round (32nd overall) in the 2002 NBA Draft. Selected Matt Barnes in the second round (46th overall) in the 2002 NBA Draft. Acquired Wesley Person from Cleveland in exchange for Nick Anderson and the draft rights to Matt Barnes. Acquired the draft rights to Chris Owens (48th overall) from Milwaukee in exchange for a 2003 second round pick.
June 28	Acquired the rights to Gordan Giricek (40th overall in 1999 NBA Draft) from San Antonio in exchange for a 2004 second round pick and cash considerations. Exercised the option on the contract of Eddie Gill, declined options on Will Solomon and Antonis Fotsis.
June 30	Hired Lionel Hollins as assistant coach.
July 2	Signed 2002 first round pick Drew Gooden to a multi-year contract.
July 17	Signed 1999 second round pick Gordan Giricek to a contract.
July 19	Signed restricted free agent Earl Watson to a contract offer sheet, giving the Seattle SuperSonics 15 days to match the offer.
July 22	Signed free agent center Cezary Trybanski to a contract.
August 6	Officially signed free agent Earl Watson after Seattle declined to match the offer sheet.
September 27	Signed free agents Cory Bradford, Robb Dryden, Tang Hamilton, Mark Vershaw.
October 7	Waived Robb Dryden and Mark Vershaw.
October 17	Waived Cory Bradford and Tang Hamilton.
October 24	Waived Eddie Gill.
October 30	Waived Tony Massenburg.
October 30	Acquired Mike Batiste off of waivers.
November 12	Announced Hubie Brown as the sixth head coach in team history following the resignation of Sidney Lowe.
November 13	Appointed Tony Barone, Dr. Hal Wissel and Brendan Brown as assistant coaches. Appointed former assistants Scott Roth and Mitchell Anderson as members of the scouting staff.

## 2003

February 19	Acquired Mike Miller, Ryan Humphrey, a first round pick in the 2003 NBA Draft and a second round pick in the 2004 NBA Draft from Orlando in exchange for Drew Gooden and Gordan Giricek.
June 26	Selected Marcus Banks in the first round (13th overall) of the 2003 NBA Draft. Selected Kendrick Perkins in the first round (27th overall) of the 2003 NBA Draft. Acquired the draft rights to Troy Bell (16th overall) and Dahntay Jones (20th overall) from Boston in exchange for the draft rights to Marcus Banks (13th overall) and Kendrick Perkins (27th overall).
June 27	Exercised the options on the contracts of Robert Archibald and Chris Owens Made a qualifying offer to Mike Batiste.
July 5	Signed 2003 first round draft picks Troy Bell and Dahntay Jones to multi-year contracts.
July 16	Signed free agent Theron Smith to a contract.
July 24	Signed free agent James Posey to a contract.

INTRO

PLAYERS

OWNERSHIP

FRONT  
OFFICE

MEDIA

COMMUNITY  
INVESTMENT

HISTORY

PLAYOFFS

REVIEW

OPINIONS

NBA

**2003 continued**

August 9	Officially signed restricted free agent James Posey after Houston declined to match the offer sheet.
September 24	Waived forward Chris Owens.
September 26	Signed Richard Jeter, Shelton Jones and Robert O'Kelley.
September 30	Acquired Jake Tsakalidis and Bo Outlaw from Phoenix in exchange for Brevin Knight, Cezary Trybanski and Robert Archibald.
October 4	Signed Mike Miller to a six-year contract extension.
October 5	Picked up the fourth-year option for the 2004-05 season on the contracts of Shane Battier and Pau Gasol.
October 7	Waived Robert O'Kelley, Shelton Jones and Richard Jeter.
October 25	Michael Dickerson announced his retirement due to chronic pain caused by a groin strain and sports hernia surgery.
October 27	Waived Michael Dickerson.
December 3	Acquired Bonzi Wells from Portland in exchange for Wesley Person, a conditional 2004 first round draft pick and cash considerations.

**2004**

June 10	Assistant Coach Lionel Hollins signed a one-year contract extension.
June 22	Theron Smith was selected by the Charlotte Bobcats in the Expansion Draft.
June 24	Acquired the draft rights to Andre Emmett (35th overall) from Seattle in exchange for a 2005 second round pick and cash considerations. Acquired the draft rights to Antonio Burks (36th overall) from Orlando in exchange for cash considerations. Selected Sergei Lishouk in the second round (49th overall) of the 2004 NBA Draft.
July 7	Signed 2004 second round picks Andre Emmett and Antonio Burks to contracts.
July 14	Signed free agent Brian Cardinal to a multi-year contract.
July 15	Signed Shane Battier to a multi-year contract extension.
September 9	Matched the offer sheet Cleveland offered Jake Tsakalidis.
September 30	Signed restricted free agent Stromile Swift to a one-year contract.
October 1	Signed Pau Gasol to a multi-year contract extension.
November 1	Waived Bo Outlaw and Troy Bell.
November 25	Head Coach Hubie Brown resigned, Lionel Hollins named interim head coach.
December 2	Named Mike Fratello as head coach. Named Eric Musselman and Mitchell Anderson as assistant coaches.

**2005**

April 3	Announced resignation of General Manager Dick Versace.
June 28	Selected Hakim Warrick in the first round (19th overall) of the 2005 Draft. Acquired the draft rights to Lawrence Roberts (55th overall) from Seattle in exchange for two future second round draft picks and cash considerations.
July 1	Named Scott Adubato as assistant coach/workout coach. Named Jason Hamm as video coordinator.
July 9	Signed 2005 first round draft pick Hakim Warrick to a multi-year contract.
July 10	Signed 2005 second round draft pick Lawrence Roberts to a multi-year contract.
August 2	Acquired Bobby Jackson and Greg Ostertag from Sacramento in exchange for Bonzi Wells. Acquired Eddie Jones and Raul Lopez in a five-team trade involving Miami, Utah, Boston and New Orleans in exchange for Andre Emmett, Greg Ostertag, James Posey and Jason Williams.
August 5	Signed free agent Damon Stoudamire to a multi-year contract.
August 17	Requested waivers on Raul Lopez.
August 18	Signed Anthony Roberson to a contract.
September 27	Signed free agent Kimani Friend.
September 28	Signed free agent Kennedy Winston.
October 3	Signed free agent John Thomas.
October 8	Announced that Elliot Perry joined the franchise's ownership group, while Charles Ewing had sold his share of ownership.
October 24	Requested waivers on Kimani Friend and Kennedy Winston.
October 31	Signed President of Basketball Operations Jerry West to a two-year contract extension.
November 22	Waived John Thomas.





## 2006

January 23	Signed free agent Chuckie Atkins.
February 2	Assigned Anthony Roberson and Lawrence Roberts to the NBA Development League Arkansas RimRockers.
February 20	Recalled Anthony Roberson and Lawrence Roberts from the NBA Development League Arkansas RimRockers.
February 28	Re-assigned Anthony Roberson and Lawrence Roberts to the NBA Development League Arkansas RimRockers.
March 6	Recalled Anthony Roberson and Lawrence Roberts from the NBA Development League Arkansas RimRockers.
June 28	Selected Kyle Lowry in the first round (24th overall) of the 2006 NBA Draft.  Acquired the draft rights to Alexander Johnson (45th overall) from Portland (via Indiana) in exchange for a second round pick in the 2008 NBA Draft.
July 6	Hired Paul Cormier as an assistant coach.
July 7	Signed 2006 first round draft pick Kyle Lowry to a multi-year contract.
July 12	Acquired the draft rights to Rudy Gay (8th overall) and Stromile Swift from Houston in exchange for Shane Battier. Signed 2006 first round draft pick Rudy Gay to a multi-year contract.
July 13	Signed free agent Tarence Kinsey to a contract.
July 17	Signed 2006 second round draft pick Alexander Johnson to a multi-year contract.
July 25	Waived Anthony Roberson.
July 31	Re-signed Chuckie Atkins to a one-year contract.
August 1	Signed Junior Harrington to a contract.
August 22	Hired Drew Graham as head athletic trainer.
October 1	Signed free agents Kimani Friend and Laron Profit.
October 13	Requested waivers on Kimani Friend and Laron Profit.
October 26	Waived Junior Harrington.
October 28	Exercised third-year option on Hakim Warrick.
December 28	Relieved Head Coach Mike Fratello of his duties; named Tony Barone, Sr. interim head coach.

## 2007

January 30	Signed Will Conroy to a 10-day contract. Waived Eddie Jones.
February 9	Signed Junior Harrington to a 10-day contract.
February 13	Acquired Scott Padgett from Houston in exchange for Jake Tsakalidis.
February 20	Signed Junior Harrington to a second 10-day contract.
March 1	Assigned Alexander Johnson to the Arkansas RimRockers of the NBA Development League. Signed Junior Harrington for the remainder of the season.
March 15	Recalled Alexander Johnson from the Arkansas RimRockers of the NBA Development League.
April 4	Waived Scott Padgett.
May 31	Hired Marc Iavaroni as head coach.
June 18	Hired Chris Wallace as general manager and vice president of basketball operations.
June 22	Hired Johnny Davis, Gordon Chiesa and David Joerger as assistant coaches.
June 28	Selected Mike Conley in the first round (4th overall) in the 2007 NBA Draft.
July 2	Hired Andy Greer as an assistant coach.
July 12	Hired Ron DuBois as an assistant coach.
July 13	Signed free agent Darko Milicic to a multi-year contract. Waived Alexander Johnson.
July 20	Signed free agent Andre Brown.
July 24	Signed free agent Casey Jacobsen.
August 17	Acquired the rights to Juan Carlos Navarro from Washington in exchange for a protected future first round draft pick.
September 29	Signed Dontell Jefferson and Kasib Powell.
October 5	Waived Kasib Powell.
October 25	Waived Dontell Jefferson  Picked up the 2008-09 options for Rudy Gay, Kyle Lowry and Hakim Warrick.
December 18	Waived Tarence Kinsey.
December 20	Signed Jeremy Richardson.

INTRO

PLAYERS

OWNERSHIP

FRONT  
OFFICE

MEDIA

COMMUNITY  
INVESTMENT

HISTORY

PLAYOFFS

REVIEW

OPINIONS

NBA



## ALL-TIME TRANSACTIONS

### 2008

January 7	Waived Jeremy Richardson.
January 10	Signed Bobby Jones to a 10-day contract.
January 20	Signed Bobby Jones to a second 10-day contract.
January 28	Waived Damon Stoudamire.
February 1	Acquired Kwame Brown, Javaris Crittenton, Aaron McKie, the draft rights to Marc Gasol, a protected (Top 3) first-round pick in 2008, a protected (Top 6) first-round pick in 2010 and cash considerations from the Los Angeles Lakers in exchange for Pau Gasol and a 2010 second round pick.
February 4	Acquired Jason Collins and cash considerations from New Jersey in exchange for Stromile Swift.
February 21	Acquired Marcus Vinicius from New Orleans and the draft rights to Malick Badiane and cash considerations from Houston in exchange for the draft rights to Sergei Lishouk (to Houston).
February 23	Waived Marcus Vinicius.
May 9	Waived Aaron McKie.
May 15	Promoted Greg Campbell to president of business operations.
June 17	Hired Kevin O'Neill as assistant coach.
June 26	Acquired the draft rights to O.J. Mayo (3rd overall), Marko Jaric, Antoine Walker and Greg Buckner from the Minnesota Timberwolves in exchange for the draft rights to Kevin Love (5th overall), Mike Miller, Brian Cardinal and Jason Collins.
	Acquired the draft rights to Darrell Arthur (27th overall) from the Houston Rockets in exchange for the draft rights to Donté Greene (28th overall) and a 2009 second-round pick.
June 30	Extended qualifying offer to Juan Carlos Navarro.
July 8	Signed 2008 first round draft picks O.J. Mayo and Darrell Arthur to multi-year contracts.
July 9	Signed 2007 second round draft pick Marc Gasol to a multi-year contract.
August 8	Renounced free agents Casey Jacobsen and Andre Brown.
	Signed restricted free agent Josh Smith to an offer sheet; offer matched by the Atlanta Hawks.
August 28	Signed free agent Hamed Haddadi to a multi-year contract.
September 28	Signed free agent Quinton Ross.
September 29	Signed free agent Brent Petway.
September 30	Signed Malick Badiane.
October 11	Waived Malick Badiane.
October 20	Waived Brent Petway.
October 31	Exercised fourth-year options on Rudy Gay and Kyle Lowry and third-year options on Mike Conley and Javaris Crittenton.
November 25	Assigned Hamed Haddadi to the NBA Development League's Dakota Wizards.
December 10	Reacquired a future first round pick from Washington (originally sent to the Wizards on Aug. 17, 2007 for Juan Carlos Navarro) in a three-team trade also involving the New Orleans Hornets; As part of the deal, Memphis traded Javaris Crittenton to Washington and sent future considerations involving a second round pick to New Orleans, while the Wizards traded Antonio Daniels to the Hornets for Mike James.
December 13	Signed free agent Darius Miles.
December 18	Waived Antoine Walker.
December 24	Recalled Hamed Haddadi from the Dakota Wizards.
	Reacquired a 2009 second round pick from Houston (originally sent to the Rockets on June 26, 2008 for the draft rights to Darrell Arthur) along with Steve Francis and cash considerations in exchange for a conditional 2011 second round pick.

### 2009

January 7	Waived Darius Miles.
	Acquired Shaun Livingston and cash considerations from the Miami Heat in exchange for a 2012 conditional second round draft pick; Waived Shaun Livingston.
January 10	Signed Darius Miles to a 10-day contract.
January 20	Signed Darius Miles to a second 10-day contract.
January 23	Relieved Marc Iavaroni of head coaching duties; Named Johnny Davis as interim head coach.
January 25	Named Lionel Hollins as head coach.
January 27	Hired Barry Hecker as assistant coach; Reassigned Kevin O'Neill as special assistant to the general manager; Relieved Andy Greer and Ron DuBois of assistant coaching duties.
	Waived Steve Francis.
January 30	Signed Darius Miles for the remainder of the season.
February 6	Hired Henry Bibby and Damon Stoudamire as assistant coaches.
February 17	Reassigned Hamed Haddadi to the Dakota Wizards.
February 18	Acquired Chris Mihm and cash considerations from the Los Angeles Lakers in exchange for a 2013 protected second round draft pick.
February 19	Acquired Orlando's 2009 unprotected first round draft pick along with Mike Wilks, Adonal Foyle and cash considerations from the Magic in a three-team trade also involving the Houston Rockets; As part of the deal, Houston acquired Kyle Lowry from Memphis and Brian Cook from Orlando, while Orlando acquired Rafer Alston from Houston.

## 2009 continued

March 1	Waived Adonal Foyle.
March 18	Recalled Hamed Haddadi from the Dakota Wizards.
June 25	Selected Hasheem Thabeet in the first round (2nd overall) of the 2009 NBA Draft. Selected DeMarre Carroll in the first round (27th overall) of the 2009 NBA Draft. Selected Sam Young in the second round (36th overall) of the 2009 NBA Draft. Acquired Quentin Richardson and cash considerations from New York in exchange for Darko Milicic.
June 29	Extended qualifying offers to Hakim Warrick and Juan Carlos Navarro.
July 9	Renounced the rights to free agents Darius Miles, Chris Mihm and Mike Wilks. Acquired a 2016 second round pick from Toronto, along with Jerry Stackhouse and cash considerations from Dallas in exchange for Greg Buckner (to Dallas) as part of a four-team, eight-player trade also involving Orlando.
July 10	Waived Jerry Stackhouse.
July 17	Acquired Zach Randolph from the Los Angeles Clippers in exchange for Quentin Richardson.
July 19	Signed 2009 first round draft pick Hasheem Thabeet to a multi-year contract.
July 25	Renounced qualifying offer to Hakim Warrick. Signed 2009 first round draft pick DeMarre Carroll to a multi-year contract.
July 29	Signed 2009 second round draft pick Sam Young to a multi-year contract.
August 6	Signed free agent Marcus Williams.
August 7	Acquired a protected 2010 first round draft pick and Steven Hunter from Denver in exchange for a future conditional second round draft pick.
August 27	Signed free agent Trey Gilder.
September 10	Renounced qualifying offer to Juan Carlos Navarro. Signed free agent Allen Iverson.
September 28	Signed free agents Thomas Gardner, Leon Rodgers and Mike Taylor.
October 8	Waived Thomas Gardner.
October 20	Waived Leon Rodgers.
October 22	Waived Mike Taylor.
October 29	Exercised fourth-year option on Mike Conley and exercised third-year options on O.J. Mayo and Darrell Arthur.
November 5	Waived Trey Gilder.
November 14	Signed free agent Jamaal Tinsley.
November 17	Waived Allen Iverson.
December 24	Waived Marko Jaric.

## 2010

January 8	Claimed Lester Hudson off waivers.
February 18	Acquired Ronnie Brewer from the Utah Jazz in exchange for a future protected first round draft pick.
February 25	Assigned Hasheem Thabeet to the NBA Development League's Dakota Wizards.
February 27	Assigned Lester Hudson to the Dakota Wizards.
March 8	Recalled Hasheem Thabeet from the Dakota Wizards.
May 11	Signed Head Coach Lionel Hollins to a multi-year contract extension.
June 24	Selected Xavier Henry in the first round (12th overall) of the 2010 NBA Draft. Selected Dominique Jones in the first round (25th overall) of the 2010 NBA Draft and traded his draft rights to the Dallas Mavericks in exchange for cash considerations. Selected Greivis Vasquez in the first round (28th overall) of the 2010 NBA Draft.
June 30	Extended qualifying offer to Rudy Gay.
July 1	Waived Lester Hudson.
July 8	Re-signed Rudy Gay to a multi-year contract.
July 13	Signed free agent Tony Allen.
August 5	Signed free agent Acie Law.
September 24	Signed 2010 first round draft picks Xavier Henry and Greivis Vasquez to multi-year contracts.
September 28	Signed free agents Luke Jackson, Tre Kelley, Kenny Thomas and Damien Wilkins.
September 29	Signed free agent Josh Davis.
October 11	Waived Luke Jackson, Trey Kelley and Kenny Thomas.
October 21	Waived Josh Davis and Damien Wilkins.
November 1	Signed Mike Conley to a multi-year contract extension.
December 4	Waived Acie Law.
December 14	Assigned DeMarre Carroll to the NBA Development League's Dakota Wizards.



## 2011

January 5	Recalled DeMarre Carroll from the Dakota Wizards.
February 7	Signed free agent Jason Williams.
February 21	Signed free agent Rodney Carney to a 10-day contract.
February 24	Acquired Shane Battier and Ish Smith from the Houston Rockets in exchange for Hasheem Thabeet, DeMarre Carroll and a future, lottery-protected first round draft pick.
March 5	Signed free agent Leon Powe.
April 18	Jason Williams announced retirement.
April 20	Signed Zach Randolph to a multi-year contract extension.
June 23	Selected Josh Selby in the second round (49th overall) of the 2011 NBA Draft.
June 24	Extended qualifying offer to Marc Gasol.
June 27	Exercised contract option on Sam Young.
June 28	Extended qualifying offer to Hamed Haddadi.
December 10	Signed second round draft pick Josh Selby to a multi-year contract. Signed free agent Jeremy Pargo. Signed free agents Josh Davis, Mikki Moore, Jared Reiner, Walter Sharpe and Brian Skinner.
December 11	Waived Jared Reiner.
December 14	Re-signed Marc Gasol to a multi-year contract. Waived Ish Smith.
December 15	Waived Mikki Moore.

INTRO

PLAYERS

OWNERSHIP

FRONT  
OFFICE

MEDIA

COMMUNITY  
INVESTMENT

HISTORY

PLAYOFFS

REVIEW

OPONENTS

NBA







## PLAYOFFS

## Playoff Won &amp; Lost Records

Season	OVERALL RECORD				HOME			ROAD		
	W	L	Pct	Finish	W	L	Pct	W	L	Pct
2010-11	7	6	.538	Lost in conference semifinals to Oklahoma City	5	1	.833	2	5	.286
2006-10				Did not qualify						
2005-06	0	4	.000	Lost in first round to Dallas	0	2	.000	0	2	.000
2004-05	0	4	.000	Lost in first round to Phoenix	0	2	.000	0	2	.000
2003-04	0	4	.000	Lost in first round to San Antonio	0	2	.000	0	2	.000
1995-2003				Did not qualify						
Total	7	18	.280		5	7	.417	2	11	.182

## Playoff Game by Game History

## 2011 PLAYOFFS

Date	Opponent	Mem	Opp	Hm	Rd	Tot	Atten.	Grizzlies Top Scorer	Grizzlies Top Rebounder	Opponent Top Scorer
Apr 17	@ San Antonio	W	101	98	0-0	1-0	1-0	18,581	Randolph-25	Randolph-14
Apr 20	@ San Antonio	L	87	93	0-0	1-1	1-1	18,760	Young-17	Gasol-17
Apr 23	San Antonio	W	91	88	1-0	1-1	2-1	18,119	Randolph-25	Gasol-9
Apr 25	San Antonio	W	104	86	2-0	1-1	3-1	18,119	Conley-15	Gasol-9
Apr 27	@ San Antonio	L	103	110 (OT)	2-0	1-2	3-2	18,581	Randolph-26	Gasol-17
Apr 29	San Antonio	W	99	91	3-0	1-2	4-2	18,119	Randolph-31	Gasol-13
May 1	@ Oklahoma City	W	114	101	3-0	2-2	5-2	18,203	Randolph-34	Gasol-13
May 3	@ Oklahoma City	L	102	111	3-0	2-3	5-3	18,203	Conley-24	Gasol-10
May 7	Oklahoma City	W	101	93 (OT)	4-0	2-3	6-3	18,119	Randolph-21	Randolph-21
May 9	Oklahoma City	L	123	133 (OT)	4-1	2-3	6-4	18,119	Randolph-34	Gasol-21
May 11	@ Oklahoma City	L	72	99	4-1	2-4	6-5	18,203	Gasol-15	Randolph-7
May 13	Oklahoma City	W	95	83	5-1	2-4	7-5	18,119	Randolph-30	Randolph-13
May 15	@ Oklahoma City	L	90	105	5-1	2-5	7-6	18,203	Conley-18	Randolph-10

## 2006 PLAYOFFS

Date	Opponent	Mem	Opp	Hm	Rd	Tot	Atten.	Grizzlies Top Scorer	Grizzlies Top Rebounder	Opponent Top Scorer
Apr 23	@ Dallas	L	93	103	0-0	0-1	0-1	20,340	Gasol-24	Tsakalidis-8
Apr 26	@ Dallas	L	79	94	0-0	0-2	0-2	20,612	Gasol-16	Gasol-7
Apr 29	Dallas	L	89	94 (OT)	0-1	0-2	0-3	17,871	Atkins-20	Wright-10
May 1	Dallas	L	76	102	0-2	0-2	0-4	15,104	Gasol-25	Battier-7

## 2005 PLAYOFFS

Date	Opponent	Mem	Opp	Hm	Rd	Tot	Atten.	Grizzlies Top Scorer	Grizzlies Top Rebounder	Opponent Top Scorer
Apr 24	@ Phoenix	L	103	114	0-0	0-1	0-1	18,422	Miller-19	Battier-9
Apr 27	@ Phoenix	L	103	108	0-0	0-2	0-2	18,422	Gasol-28	Gasol-16
Apr 29	Phoenix	L	90	110	0-1	0-2	0-3	18,119	Wright-14	Battier/Swift/Wright-8
May 1	Phoenix	L	115	123	0-2	0-2	0-4	17,243	Gasol-28	Battier/Jones-5

## 2004 PLAYOFFS

Date	Opponent	Mem	Opp	Hm	Rd	Tot	Atten.	Grizzlies Top Scorer	Grizzlies Top Rebounder	Opponent Top Scorer
Apr 17	@ San Antonio	L	74	98	0-0	0-1	0-1	18,797	Wells-16	Swift-7
Apr 19	@ San Antonio	L	70	87	0-0	0-2	0-2	18,797	Gasol-20	Gasol-11
Apr 22	San Antonio	L	93	95	0-1	0-2	0-3	19,351	Gasol-18	Wright/Swift-6
Apr 25	San Antonio	L	97	110	0-2	0-2	0-4	19,351	Gasol-22	Posey-11



INTRO

PLAYERS

OWNERSHIP

FRONT OFFICE

MEDIA

COMMUNITY INVESTMENT

HISTORY

PLAYOFFS

REVIEW

OPPONENTS

NBA

## Team Scoring Records

Scoring Highs	Grizzlies	Game	Date	Opp	Game	Date
Game, Overall	123	Game 4 vs OKC	5/9/11	133	Game 4 vs OKC	5/9/11
1st Quarter	31	(2) Game 2 at Dal	4/26/06	39	(2) Game 4 at Pho	5/1/05
2nd Quarter	36	Game 4 vs Pho	5/1/05	33	(2) Game 6 vs OKC	5/9/11
3rd Quarter	30	Game 4 vs SA	4/25/11	31	(2) Game 1 vs SA	4/17/11
4th Quarter	34	Game 2 at OKC	5/3/11	35	Game 2 at OKC	5/3/11
1st Half	57	Game 3 vs SA	4/22/04	63	Game 4 vs Pho	5/1/05
2nd Half	59	Game 4 vs Pho	5/1/05	63	Game 7 vs OKC	5/15/11
Overtime	15	Game 3 vs OKC	5/7/11	18	Game 3 vs Dal	4/29/06

Scoring Lows	Grizzlies	Game	Date	Opp	Game	Date
Game, Overall	70	Game 2 at SA	4/19/04	83	Game 6 vs OKC	5/13/11
1st Quarter	14	Game 5 at SA	4/27/11	16	(2) Game 4 vs OKC	5/9/11
2nd Quarter	12	Game 2 at Dal	4/26/06	20	(2) Game 1 at Pho	4/24/05
3rd Quarter	13	Game 2 at Dal	4/26/06	14	Game 6 vs OKC	5/13/11
4th Quarter	11	Game 2 at SA	4/19/04	10	Game 3 vs OKC	5/7/11
1st Half	34	(2) Game 7 at OKC	5/15/11	38	Game 3 vs Dal	4/29/06
2nd Half	30	Game 3 vs Dal	4/29/06	29	Game 6 vs OKC	5/13/11
Overtime	4	Game 4 vs OKC <small>(307)</small>	5/9/11	7	Game 3 vs OKC	5/7/11

\* Most recent occurrence

## Margins, Leads & Deficits

Margin of Victory	Diff	Game	Diff	Game
All Games	+18	Game 4 vs SA, 4/25/11 (104-86)	-27	Game 5 at OKC, 5/11/11 (72-99)
Leads & Deficits	Lead	Game	Def	Game
All Games	+24	Game 4 vs SA, 4/25/11 (98-74)	-30	Game 4 vs Dal, 5/1/06 (68-98)
After 1st Quarter	+12	Game 4 vs OKC, 5/9/11 (28-16)	-19	Game 4 vs Pho, 5/1/05 (20-39)
At The Half	+10	(2) Game 1 at OKC, 5/1/11 (57-47)	-15	Game 1 at SA, 4/17/04 (34-49)
After 3rd Quarter	+13	(2) Game 1 at OKC, 5/1/11 (84-71)	-20	Game 2 at Dal., 4/26/06 (56-76)



## Playoff Statistics History

### TOTALS

	Season	G	Min	FG	FGA	Pct	3FG	Att	Pct	FT	FTA	Pct	Off	Def	Tot	Ast	PF	Stl	TO	Blk	Pts	Avg
Mem	2004	4	960	123	290	.424	15	51	.294	73	94	.777	38	100	138	58	100	38	57	20	334	83.5
Mem	2005	4	960	166	351	.473	31	79	.392	48	68	.706	47	111	158	84	98	23	43	18	411	102.8
Mem	2006	4	985	120	266	.451	15	48	.313	82	113	.726	33	104	137	56	110	19	64	15	337	84.3
Mem	2011	13	3245	477	1092	.437	50	157	.318	278	366	.760	162	398	560	245	307	104	170	78	1282	98.6
Total		25	6150	886	1999	.443	111	335	.331	481	641	.750	280	713	993	443	615	184	334	131	2364	94.6
SA	2004	4	960	146	288	.507	31	65	.477	67	101	.663	46	122	168	87	81	30	65	25	390	97.5
Pho	2005	4	960	159	316	.503	42	92	.457	95	128	.742	42	130	172	95	70	19	44	31	455	113.8
Dal	2006	4	985	139	307	.451	21	59	.356	94	110	.855	55	117	172	73	112	27	51	18	393	98.3
SA/OKC	2011	13	3245	457	1030	.444	79	255	.310	298	377	.790	153	415	568	237	308	94	199	88	1291	99.3
Total		25	6150	901	1941	.464	173	471	.367	554	716	.774	296	784	1080	492	571	170	359	162	2529	101.2

### SINGLE-GAME HIGHS

Record	Grizzlies	Game	Date	Opp	Game	Date
Points	123	Game 4 vs OKC	5/9/11	133	Game 4 vs OKC	5/9/11
Total Rebounds	55	(2) Game 4 vs OKC*	5/9/11	54	Game 4 vs OKC	5/9/11
Offensive Rebounds	24	Game 4 vs OKC	5/9/11	21	Game 3 vs SA	4/22/04
Defensive Rebounds	40	Game 5 at SA	4/27/11	41	Game 2 at SA	4/19/04
Assists	26	Game 4 vs Pho	5/1/05	28	Game 1 at Pho	4/24/05
Personal Fouls	36	Game 4 vs OKC	5/9/11	31	(2) Game 4 vs OKC*	5/9/11
Steals	12	(2) Game 5 at SA*	4/27/11	12	Game 1 at Dal	4/23/06
Turnovers	20	(2) Game 2 at Dal*	4/26/06	19	Game 4 vs Pho	5/1/05
Blocks	9	(2) Game 4 vs OKC*	5/9/11	11	Game 7 at OKC	5/15/11
Field Goal Pct	.552	Game 1 at SA (37/67)	4/17/11	.603	Game 4 vs Pho (38/63)	5/1/05
3-Pt Field Goal Pct	.600	Game 1 at SA (6/10)	4/17/11	.647	Game 4 vs SA (11/17)	4/25/04
Free Throw Pct	.925	Game 4 vs OKC (37/40)	5/9/11	1.000	Game 4 vs Dal (17/17)	5/1/06
FGs Made	45	Game 4 vs Pho	5/1/05	43	(2) Game 4 vs OKC*	5/9/11
FGs Attempted	111	Game 4 vs OKC	5/9/11	95	Game 4 vs OKC	5/9/11
3-Pt FGs Made	13	Game 4 vs Pho	5/1/05	15	Game 1 at Pho	4/24/05
3-Pt FGs Attempted	24	Game 4 vs Pho	5/1/05	32	Game 1 at Pho	4/24/05
FTs Made	37	Game 4 vs OKC	5/9/11	42	Game 4 vs OKC	5/9/11
FTs Attempted	44	Game 3 vs OKC	5/7/11	50	Game 4 vs OKC	5/9/11

### SINGLE-GAME LOWS

Record	Grizzlies	Game	Date	Opp	Game	Date
Points	70	Game 2 at SA	4/19/04	83	Game 6 vs OKC	5/13/11
Total Rebounds	28	Game 4 vs Pho	5/1/05	31	Game 4 vs SA	4/25/04
Offensive Rebounds	4	Game 2 at SA	4/19/04	5	Game 4 vs Pho	5/1/05
Defensive Rebounds	18	Game 4 vs Pho	5/1/05	23	Game 6 vs SA	4/29/11
Assists	9	Game 4 vs Dal	5/1/06	13	Game 1 at SA	4/17/11
Personal Fouls	17	(2) Game 3 vs OKC*	5/7/11	16	Game 4 vs SA	4/25/11
Steals	1	Game 2 at Dal	4/26/06	4	(6) Game 6 vs OKC*	5/13/11
Turnovers	7	(3) Game 1 at OKC*	5/1/11	5	Game 3 vs Pho	4/29/05
Blocks	1	Game 4 vs Dal	5/1/06	3	(2) Game 1 at SA*	4/17/11
Field Goal Pct	.348	Game 1 at SA (23/66)	4/17/04	.366	Game 3 vs OKC (34/93)	5/7/11
3-Pt Field Goal Pct	.000	Game 4 vs Dal (0/7)	5/1/06	.133	Game 3 vs SA (2/15)	4/23/11
Free Throw Pct	.579	Game 2 at Pho (11/19)	4/27/05	.542	Game 2 at SA (13/24)	4/19/04
FGs Made	23	Game 1 at SA	4/17/04	28	Game 1 at SA	4/17/11
FGs Attempted	61	Game 2 at Dal	4/26/06	63	(2) Game 4 vs Pho*	5/1/05
3-Pt FGs Made	0	Game 4 vs Dal	5/1/06	2	Game 3 vs SA	4/23/11
3-Pt FGs Attempted	7	Game 4 vs Dal	5/1/06	12	Game 4 vs Dal	5/1/06
FTs Made	11	Game 2 at Pho	4/27/05	10	Game 1 at SA	4/17/04
FTs Attempted	15	Game 1 at Pho	4/24/05	13	Game 1 at SA	4/17/04

\* Most recent occurrence



INTRO

PLAYERS

OWNERSHIP

FRONT OFFICE

MEDIA

COMMUNITY INVESTMENT

HISTORY

PLAYOFFS

REVIEW

OPPONENTS

NBA

# Playoff Statistics History by Half & Quarter

## SINGLE-HALF HIGHS

Record	Grizzlies	Game	Date	Opp	Game	Date
Points	59	Game 4 vs Pho (2nd)	5/1/05	63	(2) Game 7 at OKC (2nd)*	5/15/11
Total Rebounds	28	Game 3 vs OKC (2nd)	5/7/11	29	Game 3 vs SA (2nd)	4/22/04
Assists	15	Game 3 vs SA (1st)	4/23/11	17	Game 1 at Pho (1st)	4/24/05
Turnovers	14	Game 2 at SA (2nd)	4/19/04	12	Game 4 vs Pho (2nd)	5/1/05
Field Goal Pct	.618	Game 1 at SA (2nd)	4/17/11	.704	Game 4 vs Pho (2nd)	5/1/05
3 Pt FGs Made	7	Game 4 vs Pho (2nd)	5/1/05	9	Game 1 at Pho (1st)	4/24/05

## SINGLE-HALF LOWS

Record	Grizzlies	Game	Date	Opp	Game	Date
Points	30	Game 3 vs Dal (2nd)	4/29/06	29	Game 6 vs OKC (2nd)	5/13/11
Total Rebounds	6	Game 1 at Dal (1st)	4/23/06	12	Game 2 at OKC (2nd)	5/3/11
Assists	3	Game 7 at OKC (1st)	5/15/11	5	(6) Game 6 vs OKC (2nd)*	5/13/11
Turnovers	1	Game 3 vs SA (2nd)	4/22/04	2	Game 3 vs Pho (1st)	4/29/05
Field Goal Pct	.303	Game 3 vs Dal (2nd)	4/29/06	.289	Game 6 vs OKC (2nd)	5/13/11
3 Pt FGs Made	0	(6) Game 3 vs OKC (1st)*	5/7/11	0	(4) Game 6 vs OKC (2nd)*	5/13/11

## SINGLE-QUARTER HIGHS

Record	Grizzlies	Game	Date	Opp	Game	Date
Points	36	Game 4 vs Pho (2nd)	5/1/05	39	(2) Game 4 vs Pho (1st)*	5/1/05
Total Rebounds	16	(3) Game 4 vs OKC (3rd)*	5/9/11	18	(2) Game 1 at Pho (2nd)*	4/24/05
Assists	9	Game 3 vs SA (2nd)	4/23/11	13	Game 1 at Pho (1st)	4/24/05
Turnovers	11	Game 1 at SA (4th)	4/17/04	9	Game 5 at OKC (1st)	5/11/05
Field Goal Pct	.688	Game 1 at SA (4th)	4/17/11	.833	Game 4 vs Pho (3rd)	5/1/05
3 Pt FGs Made	4	(4) Game 2 at Dal (1st)*	4/26/06	7	Game 1 at Pho (1st)	4/24/05

## SINGLE-QUARTER LOWS

Record	Grizzlies	Game	Date	Opp	Game	Date
Points	11	Game 2 at SA (4th)	4/19/04	10	Game 3 vs OKC (4th)	5/7/11
Total Rebounds	3	(2) Game 1 at Dal (2nd)*	4/23/06	3	Game 1 at SA (4th)	4/17/04
Assists	1	(5) Game 7 at OKC (2nd)*	5/15/11	0	Game 1 at SA (2nd)	4/17/11
Turnovers	0	(2) Game 2 at Dal (1st)*	4/26/06	0	(3) Game 6 vs SA (3rd)*	4/29/11
Field Goal Pct	.222	Game 2 at SA (4th)	4/19/04	.222	Game 3 vs OKC (4th)	5/7/11
3 Pt FGs Made	0	(Many times) Game 7 at OKC (1st)*	5/15/11	0	(Many times) Game 7 at OKC (1st)*	5/15/11

\* Most recent occurrence



## Individual Playoff Records

Series	Mem	Player	Vs	Season	Opp	Player	Team	Season
Points	160	Zach Randolph	OKC	2011	185	Kevin Durant	OKC	2011
Points Per Game	22.9	Zach Randolph	OKC	2011	31.3	Dirk Nowitzki	DAL	2006
Total Rebounds	86	Zach Randolph	OKC	2011	64	Kevin Durant	OKC	2011
Rebounds Per Game	12.3	Marc Gasol	SA	2011	12.5	Shawn Marion	PHO	2005
Offensive Rebounds	32	Zach Randolph	OKC	2011	19	(2) Kendrick Perkins*	OKC	2011
Defensive Rebounds	54	(2) Zach Randolph*	OKC	2011	57	Kevin Durant	OKC	2011
Assists	46	Mike Conley	OKC	2011	53	Russell Westbrook	OKC	2011
Assists Per Game	6.6	Mike Conley	OKC	2011	11.3	Steve Nash	PHO	2005
Steals	14	Tony Allen	SA	2011	13	Manu Ginobili	SA	2011
Blocks	19	Marc Gasol	OKC	2011	19	Serge Ibaka	OKC	2011
Field Goal Pct	.625	Greivis Vasquez	SA	2011	.647	Steven Hunter	PHO	2005
3-Pt Field Goal Pct	.500	O.J. Mayo	SA	2011	.688	Tony Parker	SA	2004
Free Throw Pct (Min. 6 att.)	1.000	(4) Greivis Vasquez*	OKC	2011	1.000	(2) Gary Neal*	SA	2011
FGs Made	52	Zach Randolph	OKC	2011	61	Kevin Durant	OKC	2011
FGs Attempted	128	Zach Randolph	OKC	2011	142	Russell Westbrook	OKC	2011
3-Pt FGs Made	12	O.J. Mayo	OKC	2011	14	Kevin Durant	OKC	2011
3-Pt FGs Attempted	33	O.J. Mayo	OKC	2011	42	Kevin Durant	OKC	2011
FTs Made	55	Zach Randolph	OKC	2011	49	Kevin Durant	OKC	2011
FTs Attempted	67	Zach Randolph	OKC	2011	61	Kevin Durant	OKC	2011

Single Game	Mem	Player	Date	Opp	Player	Date
Points	34	(2) Zach Randolph*	5/9/11 vs OKC	40	Russell Westbrook	5/9/11 vs OKC
Total Rebounds	21	(2) Marc Gasol*	5/9/11 vs OKC	13	(7) Kevin Durant*	5/9/11 vs OKC
Offensive Rebounds	10	Marc Gasol	5/9/11 vs OKC	8	Robert Horry	4/22/04 vs SA
Defensive Rebounds	15	Marc Gasol	4/27/11 at SA	12	(2) Kevin Durant*	5/7/11 vs OKC
Assists	12	Mike Conley	5/13/11 vs OKC	15	Steve Nash	4/27/05 at Pho
Steals	4	(4) Tony Allen*	5/15/11 at OKC	4	(6) James Harden*	5/15/11 at OKC
Turnovers	6	Marc Gasol	5/9/11 vs OKC	7	(4) Russell Westbrook*	5/7/11 vs OKC
Blocks	5	Marc Gasol	5/3/11 at OKC	6	Serge Ibaka	5/7/11 vs OKC
Field Goal Pct (Min. 6 att.)	.900	Marc Gasol (9/10)	4/17/11 at SA	.857	Daequan Cook (6/7)	5/11/11 at OKC
3-Pt Pct (Min. 4 att.)	.750	(2) O.J. Mayo (3/4)*	4/17/11 at SA	.800	(3) Daequan Cook (4/5)*	5/11/11 at OKC
Free Throw Pct (Min. 5 att.)	1.000	(8) Greivis Vasquez (5/5)*	5/9/11 vs OKC	1.000	(Many times) Kevin Durant (9/9)*	5/15/11 at OKC
FGs Made	13	Pau Gasol	4/27/05 at Pho	15	Russell Westbrook	5/9/11 vs OKC
FGs Attempted	26	Pau Gasol	4/27/05 at Pho	33	Russell Westbrook	5/9/11 vs OKC
3-Pt FGs Made	5	Mike Miller	4/24/05 at Pho	5	Jim Jackson	4/29/05 vs Pho
3-Pt FGs Attempted	7	(3) Mike Miller*	4/24/05 at Pho	11	Quentin Richardson	4/24/05 at Pho
FTs Made	16	Zach Randolph	5/9/11 vs OKC	18	Amar'e Stoudemire	4/27/05 at Pho
FTs Attempted	17	Zach Randolph	5/9/11 vs OKC	22	Amar'e Stoudemire	4/27/05 at Pho

\* Most recent occurrence





## Grizzlies All-Time Playoff Individual Career Leaders

GAMES		POINTS		REBOUNDS		ASSISTS	
Shane Battier	25	Zach Randolph	289	Marc Gasol	146	Mike Conley	83
8 players	13	Pau Gasol	240	Zach Randolph	141	Jason Williams	39
		Mike Conley	197	Shane Battier	114	Pau Gasol	32
		Marc Gasol	195	Pau Gasol	77	O.J. Mayo	31
		O.J. Mayo	147	Lorenzen Wright	57	Zach Randolph	31
GAMES STARTED		SCORING AVERAGE		REBOUND AVERAGE		ASSIST AVERAGE	
Tony Allen	13	Zach Randolph	22.2	Marc Gasol	11.2	Mike Conley	6.4
Mike Conley	13	Pau Gasol	20.0	Zach Randolph	10.8	Jason Williams	4.9
Marc Gasol	13	Mike Conley	15.2	Pau Gasol	6.4	Chuck Atkins	3.0
Zach Randolph	13	Marc Gasol	15.0	Lorenzen Wright	4.8	Earl Watson	2.8
Pau Gasol	12	Jason Williams	13.9	Stromile Swift	4.7	Pau Gasol	2.7
FIELD GOALS MADE		FIELD GOAL ATTS		FREE THROWS MADE		FREE THROW ATTS	
Zach Randolph	100	Zach Randolph	224	Zach Randolph	87	Zach Randolph	106
Pau Gasol	96	Pau Gasol	196	Marc Gasol	51	Marc Gasol	73
Marc Gasol	72	Mike Conley	183	Pau Gasol	47	Pau Gasol	62
Mike Conley	71	Marc Gasol	141	Mike Conley	44	Mike Conley	53
Shane Battier	58	O.J. Mayo	134	James Posey	29	Tony Allen	41
MINUTES		FIELD GOAL PCT		3-PT FG PCT		FREE THROW PCT	
Shane Battier	656	Lorenzen Wright	.536	O.J. Mayo	.408	Earl Watson	1.000
Marc Gasol	519	Greivis Vasquez	.512	Jason Williams	.381	Jason Williams	1.000
Zach Randolph	515	Marc Gasol	.511	James Posey	.381	Mike Miller	.875
Mike Conley	507	Bonzi Wells	.500	Mike Miller	.368	Hakim Warrick	.857
Pau Gasol	425	Eddie Jones	.483	3 players	.364	James Posey	.853
3-PT FG MADE		3-PT FG ATTS		OFFENSIVE REBS		DEFENSIVE REBS	
O.J. Mayo	20	Shane Battier	50	Zach Randolph	43	Marc Gasol	105
Jason Williams	16	O.J. Mayo	49	Marc Gasol	41	Zach Randolph	98
Shane Battier	14	Jason Williams	42	Shane Battier	40	Shane Battier	74
Mike Miller	14	Mike Miller	38	Pau Gasol	23	Pau Gasol	54
Mike Conley	11	Mike Conley	37	Lorenzen Wright	22	Mike Conley	43
STEALS		STEALS PER GAME		BLOCKS		BLOCKS PER GAME	
Tony Allen	25	Tony Allen	1.92	Marc Gasol	28	Marc Gasol	2.15
Mike Conley	14	James Posey	1.38	Pau Gasol	18	Pau Gasol	1.50
Marc Gasol	14	Mike Conley	1.08	Shane Battier	13	Darrell Arthur	0.92
Zach Randolph	14	Marc Gasol	1.08	Darrell Arthur	12	Stromile Swift	0.86
Shane Battier	13	Zach Randolph	1.08	Zach Randolph	10	Zach Randolph	0.77
MINUTES PER GAME		TURNOVERS		PERSONAL FOULS		DISQUALIFICATIONS	
Marc Gasol	39.9	Mike Conley	30	Shane Battier	74	O.J. Mayo	2
Zach Randolph	39.6	Zach Randolph	27	Zach Randolph	45	Tony Allen	1
Mike Conley	39.0	Marc Gasol	26	Marc Gasol	44	Chuck Atkins	1
Pau Gasol	35.4	Tony Allen	24	Tony Allen	43	Mike Conley	1
Jason Williams	30.5	Pau Gasol	23	O.J. Mayo	42		

INTRO

PLAYERS

OWNERSHIP

FRONT OFFICE

MEDIA

COMMUNITY INVESTMENT

HISTORY

PLAYOFFS

REVIEW

OPPONENTS

NBA

# Memphis Grizzlies 2011 First Round vs. San Antonio

PLAYER	G	GS	MIN	FIELD GOALS			3-POINT FG			FREE THROWS			REBOUNDS			AST	PF	DQ	STL	TO	BLK	PTS	AVG
				FG	FGA	PCT	FG	FGA	PCT	FT	FTA	PCT	OFF	DEF	TOT								
Randolph	6	6	224	48	96	.500	1	5	.200	32	39	.821	11	44	55	20	21	0	8	12	3	129	21.5
Conley	6	6	230	32	81	.395	2	12	.167	20	26	.769	3	24	27	37	21	0	5	13	1	86	14.3
Gasol	6	6	242	32	60	.533	0	0	---	21	32	.656	20	54	74	13	23	0	3	13	9	85	14.2
Young	6	6	133	24	47	.511	3	8	.375	8	13	.615	2	14	16	1	10	0	3	5	2	59	9.8
Allen	6	6	160	21	47	.447	0	3	.000	12	17	.706	5	11	16	12	18	1	14	11	2	54	9.0
Mayo	6	0	134	18	49	.367	8	16	.500	10	14	.714	1	11	12	10	20	1	3	8	0	54	9.0
Arthur	6	0	99	22	40	.550	0	0	---	4	5	.800	8	9	17	3	12	0	2	6	9	48	8.0
Battier	6	0	162	15	30	.500	6	17	.353	3	4	.750	5	20	25	8	13	0	4	3	2	39	6.5
Vasquez	6	0	61	10	16	.625	2	5	.400	3	6	.500	1	8	9	11	5	0	2	5	1	25	4.2
Smith	2	0	5	2	2	1.000	0	0	---	0	0	---	0	1	1	1	1	0	0	0	0	4	2.0
Powe	2	0	6	1	2	.500	0	0	---	0	0	---	1	0	1	0	0	0	0	0	0	2	1.0
Haddadi	4	0	10	0	1	1.000	0	0	---	0	0	---	0	1	1	0	3	0	0	1	0	0	0.0
GRIZZLIES	6	--	1465	225	474	.475	22	66	.333	113	156	.724	57	197	254	116	147	2	44	82	29	585	97.5
SPURS	6	--	1465	202	463	.436	32	109	.294	130	171	.760	61	189	250	107	129	2	44	86	35	566	94.3

PLAYER	SINGLE-GAME HIGHS							AVERAGE PER GAME							CAREER HIGHS (C=SET, T=TIED THIS SERIES)						
	MIN	REB	AST	ST	TO	BL	PTS	MIN	REB	AST	STL	TO	BLK	PTS	FG	FGA	FT	FTA	REB	AST	PTS
Randolph	44	14	6	3	4	2	31	37.3	9.2	3.3	1.33	2.0	0.50	21.5	12C	22C	9	10T	15	6C	31C
Conley	44	7	10	3	5	1	20	38.3	4.5	6.2	0.83	2.2	0.17	14.3	9C	20C	6C	8C	7C	10C	20C
Gasol	44	17	3	2	4	2	24	40.3	12.3	2.2	0.50	2.2	1.50	14.2	9C	14C	8C	11C	17C	3C	24C
Young	32	6	1	2	2	1	18	22.2	2.7	0.2	0.50	0.8	0.33	9.8	7C	13C	3C	4C	6C	1C	18C
Allen	33	4	3	4	4	1	15	26.7	2.7	2.0	2.33	1.8	0.33	9.0	7T	13C	4	6T	5	3T	15T
Mayo	30	3	4	2	3	0	13	22.3	2.0	1.7	0.50	1.3	0.00	9.0	5C	10C	4C	6C	3C	4C	13C
Arthur	21	6	1	1	3	3	14	16.5	2.8	0.5	0.33	1.0	1.50	8.0	7C	13C	2C	2C	6C	1C	14C
Battier	34	7	2	2	1	1	10	27.0	4.2	1.3	0.67	0.5	0.33	6.5	7	12	6	6	9	7	23
Vasquez	23	3	3	1	2	1	11	10.2	1.5	1.8	0.33	0.8	0.17	4.2	4C	8C	3C	4C	3C	3C	11C
Smith	3	1	1	0	0	0	4	2.5	0.5	0.5	0.00	0.0	0.00	2.0	2C	2C	0C	0C	1C	1C	4C
Powe	3	1	0	0	0	0	2	3.0	0.5	0.0	0.00	0.0	0.00	1.0	6	8	9	13	8	1	21
Haddadi	9	1	0	0	1	0	0	2.5	0.3	0.0	0.00	0.3	0.00	0.0	0C	1C	0C	0C	1C	0C	0C
GRIZZLIES	265	50	24	12	17	7	104	244.2	42.3	19.3	7.33	13.7	4.83	97.5	45	94	24	33C	50C	26	115
OPPONENTS	265	48	23	9	19	10	110	244.2	41.7	17.8	7.33	14.3	5.83	94.3	43	93	36T	49	53	28	123

# San Antonio Spurs 2011 First Round vs. Memphis

PLAYER	G	GS	MIN	FIELD GOALS			3-POINT FG			FREE THROWS			REBOUNDS			AST	PF	DQ	STL	TO	BLK	PTS	AVG
				FG	FGA	PCT	FG	FGA	PCT	FT	FTA	PCT	OFF	DEF	TOT								
Ginobili	5	5	174	31	70	.443	9	28	.321	32	41	.780	2	18	20	21	13	0	13	17	3	103	20.6
Parker	6	6	221	43	93	.462	1	8	.125	31	41	.756	1	15	16	31	10	0	8	20	2	118	19.7
Duncan	6	6	212	33	69	.478	0	0	---	10	16	.625	16	47	63	16	17	1	3	18	15	76	12.7
Hill	6	1	189	20	50	.400	4	15	.267	26	30	.867	5	25	30	14	15	1	9	8	2	70	11.7
Neal	6	0	111	17	46	.370	5	19	.263	7	7	1.000	2	16	18	5	11	0	1	2	1	46	7.7
Splitter	3	0	50	10	16	.625	0	0	---	0	3	.000	7	7	14	1	4	0	3	2	1	20	6.7
Jefferson	6	6	176	12	31	.387	6	17	.353	9	11	.818	2	23	25	5	13	0	3	6	3	39	6.5
Bonner	6	0	123	12	25	.480	6	18	.333	8	10	.800	7	12	19	2	18	0	1	1	1	38	6.3
McDyess	6	6	145	15	36	.417	0	0	---	4	7	.571	10	20	30	8	21	0	2	7	5	34	5.7
Blair	4	0	50	7	21	.333	0	0	---	3	5	.600	9	4	13	2	6	0	0	2	1	17	4.3
Green	4	0	7	2	6	.333	1	4	.250	0	0	---	0	1	1	2	1	0	1	1	1	5	1.3
Novak	1	0	6	0	0	---	0	0	---	0	0	---	0	1	1	0	0	0	0	0	0	0	0.0
SPURS	6	--	1465	202	463	.436	32	109	.294	130	171	.760	61	189	250	107	129	2	44	86	35	566	94.3
GRIZZLIES	6	--	1465	225	474	.475	22	66	.333	113	156	.724	57	197	254	116	147	2	44	82	29	585	97.5

PLAYER	SINGLE-GAME HIGHS							AVERAGE PER GAME							CAREER HIGHS (C=SET, T=TIED THIS SERIES)						
	MIN	REB	AST	ST	TO	BL	PTS	MIN	REB	AST	STL	TO	BLK	PTS	FG	FGA	FT	FTA	REB	AST	PTS
Ginobili	42	7	6	4	6	2	33	34.8	4.0	4.2	2.60	3.4	0.60	20.6	11	24	15	17	11	11	39
Parker	44	5	9	3	7	1	24	36.8	2.7	5.2	1.33	3.3	0.33	19.7	18	29	13	16T	10	14	43
Duncan	40	13	6	1	5	5	16	35.3	10.5	2.7	0.50	3.0	2.50	12.7	16	30	19	23	25	11	41
Hill	41	7	4	4	2	1	16	31.5	5.0	2.3	1.50	1.3	0.33	11.7	11	16	11C	13C	7C	4C	29
Neal	25	5	2	1	1	1	11	18.5	3.0	0.8	0.17	0.3	0.17	7.7	4C	12C	4C	4C	5C	2C	11C
Splitter	22	9	1	2	1	1	10	16.7	4.7	0.3	1.00	0.7	0.33	6.7	5C	9C	0C	2C	9C	1C	10C
Jefferson	37	6	2	1	2	1	16	29.3	4.2	0.8	0.50	1.0	0.50	6.5	13	22	13	18	16	10	33
Bonner	24	5	1	1	1	1	12	20.5	3.2	0.3	0.17	0.2	0.17	6.3	5	9	6C	6C	7	1T	14
McDyess	32	10	2	1	2	3	10	24.2	5.0	1.3	0.33	1.2	0.63	5.7	11	23	6	7	19	3	26
Blair	22	6	2	0	1	1	9	12.5	3.3	0.5	0.00	0.5	0.25	4.3	3T	9C	4	5	8	2C	9C
Green	6	1	2	1	1	1	3	1.8	0.3	0.5	0.25	0.3	0.25	1.3	1C	4C	0C	0C	1C	2C	3C
Novak	6	1	0	0	0	0	0	6.0	1.0	0.0	0.00	0.0	0.00	0.0	3	3	0T	0T	2	0T	8
SPURS	265	48	23	9	19	10	110	244.2	41.7	17.8	7.33	14.3	5.83	94.3	67	124	39	54	75	51	152
OPPONENTS	265	50	24	12	17	7	104	244.2	42.3	19.3	7.33	13.7	4.83	97.5	58	111	49	51	63	40	141



## Memphis Grizzlies 2011 Western Conference Semifinals vs. Oklahoma City

PLAYER	G	GS	MIN	FIELD GOALS			3-POINT FG			FREE THROWS			REBOUNDS			AST	PF	DQ	STL	TO	BLK	PTS	AVG
				FG	FGA	PCT	FG	FGA	PCT	FT	FTA	PCT	OFF	DEF	TOT								
Randolph	7	7	292	52	128	.406	1	3	.333	55	67	.821	32	54	86	11	24	0	6	15	7	160	22.9
Conley	7	7	277	39	102	.382	9	25	.360	24	27	.889	4	19	23	46	18	1	9	17	2	111	15.7
Gasol	7	7	276	40	81	.494	0	2	.000	30	41	.732	21	51	72	16	21	0	11	13	19	110	15.9
Mayo	7	2	229	34	85	.400	12	33	.364	13	15	.867	9	20	29	21	22	1	8	9	4	93	13.3
Allen	7	7	190	22	54	.407	1	4	.250	15	24	.625	10	12	22	8	25	0	11	13	3	60	8.6
Arthur	7	0	102	17	45	.378	1	1	1.000	9	12	.750	6	6	12	4	18	0	5	6	3	44	6.3
Young	7	5	123	19	49	.388	0	4	.000	1	2	.500	5	9	14	1	8	0	3	3	1	39	5.6
Battier	7	0	177	14	36	.389	2	12	.167	3	5	.600	12	15	27	7	14	0	3	3	4	33	4.7
Vasquez	7	0	80	11	25	.440	2	6	.333	7	7	1.000	2	8	10	14	6	0	3	4	1	31	4.4
Powe	2	0	8	1	3	.333	0	0	---	3	4	.750	1	2	3	0	0	0	0	0	0	5	2.5
Haddadi	5	0	21	3	9	.333	0	1	.000	5	6	.833	3	4	7	0	4	0	0	1	5	11	2.2
Smith	3	0	5	0	1	.000	0	0	---	0	0	---	0	1	1	1	0	0	1	1	0	0	0.0
GRIZZLIES	7	--	1780	252	618	.408	28	91	.308	165	210	.786	105	201	306	129	160	2	60	88	49	697	99.6
THUNDER	7	--	1780	255	567	.450	47	146	.322	168	206	.816	92	226	318	130	179	3	50	113	53	725	103.6

PLAYER	SINGLE-GAME HIGHS							AVERAGE PER GAME							CAREER HIGHS (G=SET, T=TIED THIS SERIES)						
	MIN	REB	AST	ST	TO	BL	PTS	MIN	REB	AST	STL	TO	BLK	PTS	FG	FGA	FT	FTA	REB	AST	PTS
Randolph	56	21	3	3	5	2	34	41.7	12.3	1.6	0.86	2.1	1.00	22.9	12T	25C	16C	17C	21C	6	34C
Conley	47	5	12	2	4	1	24	39.6	3.3	6.6	1.29	2.4	0.29	15.9	10C	20	11C	12C	7	12C	24C
Gasol	57	21	4	3	6	5	26	39.4	10.3	2.3	1.57	1.9	2.71	15.7	11C	20C	8T	12C	21C	4C	26C
Mayo	42	6	5	4	3	2	18	32.7	4.1	3.0	1.14	1.3	0.57	13.3	7C	18C	4T	6	6C	5C	18C
Allen	33	5	2	4	4	1	10	27.1	3.1	1.1	1.57	1.9	0.43	8.6	7	13T	6C	10C	5T	3	15
Arthur	20	4	2	2	3	1	9	14.6	1.7	0.6	0.71	0.9	0.43	6.3	7	10	3C	4C	6	2C	14
Young	26	4	1	1	2	1	12	17.6	2.0	0.1	0.43	0.4	0.14	5.6	7	13	3	4	6	1T	18
Battier	39	5	3	2	2	1	11	25.3	3.9	1.0	0.43	0.4	0.57	4.7	7	12	6	6	9	7	23
Vasquez	27	4	3	2	2	1	14	11.4	1.4	2.0	0.43	0.6	0.14	4.4	4T	12C	5C	5C	4C	3T	14C
Powe	6	2	0	0	0	0	3	4.0	1.5	0.0	0.00	0.0	0.00	2.5	6	8	9	13	8	1	21
Haddadi	7	2	0	0	1	2	5	4.2	1.4	0.0	0.00	0.2	1.00	2.2	2C	4C	5C	6C	2C	0T	5C
Smith	4	1	1	1	1	0	0	1.7	0.3	0.3	0.33	0.3	0.00	0.0	2	2	0T	0T	1T	1T	4
GRIZZLIES	315	55	24	11	19	9	123	254.3	43.7	18.4	8.57	12.6	7.00	99.6	45	111C	37C	44C	55C	26	123C
OPPONENTS	315	54	25	11	18	11	133	254.3	45.4	18.6	7.14	16.1	7.57	103.6	43T	95C	42C	50C	54C	28	133C

## Oklahoma City Thunder 2011 Western Conference Semifinals vs. Memphis

PLAYER	G	GS	MIN	FIELD GOALS			3-POINT FG			FREE THROWS			REBOUNDS			AST	PF	DQ	STL	TO	BLK	PTS	AVG
				FG	FGA	PCT	FG	FGA	PCT	FT	FTA	PCT	OFF	DEF	TOT								
Durant	7	7	290	61	136	.449	14	42	.333	49	61	.803	7	57	64	10	19	0	5	16	7	185	26.4
Westbrook	7	7	262	59	142	.415	5	15	.333	45	50	.900	13	24	37	53	24	1	12	34	3	168	24.0
Harden	7	0	226	30	62	.484	10	34	.294	27	31	.871	5	28	33	29	17	0	9	13	7	97	13.9
Ibaka	7	7	186	28	56	.500	0	0	---	8	11	.727	17	20	37	1	30	0	1	6	19	64	9.1
Collison	7	0	177	18	32	.563	0	0	---	9	11	.818	16	27	43	4	26	0	8	4	6	45	6.4
Cook	7	0	96	12	32	.375	8	26	.308	4	4	1.000	1	12	13	1	7	0	1	4	0	36	5.1
Maynor	7	0	94	10	30	.333	5	11	.455	8	10	.800	4	6	10	20	7	0	6	8	0	33	4.7
Perkins	7	7	214	11	25	.440	0	0	---	7	13	.538	19	26	45	5	27	2	12	5	29	4.1	
Robinson	2	0	6	2	4	.500	2	4	.500	2	2	1.000	0	0	0	1	1	0	0	0	0	8	4.0
Sefolosha	7	7	136	11	25	.440	1	12	.083	5	5	1.000	4	12	16	5	7	0	3	10	2	28	4.0
Mohammed	7	0	86	11	21	.524	0	0	---	4	8	.500	6	13	19	0	14	0	3	3	4	26	3.7
Ivey	2	0	6	2	2	1.000	2	2	1.000	0	0	---	0	1	1	1	0	0	0	0	0	6	3.0
THUNDER	7	--	1780	255	567	.450	47	146	.322	168	206	.816	92	226	318	130	179	3	50	113	53	725	103.6
GRIZZLIES	7	--	1780	252	618	.408	28	91	.308	165	210	.786	105	201	306	129	160	2	60	88	49	697	99.6

PLAYER	SINGLE-GAME HIGHS							AVERAGE PER GAME							CAREER HIGHS (G=SET, T=TIED THIS SERIES)						
	MIN	REB	AST	ST	TO	BL	PTS	MIN	REB	AST	STL	TO	BLK	PTS	FG	FGA	FT	FTA	REB	AST	PTS
Durant	57	13	3	4	5	3	39	41.4	9.1	1.4	0.71	2.3	1.00	26.4	14	27	18	19	19	6	41
Westbrook	51	10	14	3	7	2	40	37.4	5.3	7.6	1.71	4.9	0.43	24.0	15C	33C	14	18	10C	14C	40C
Harden	49	7	7	4	3	3	21	32.3	4.7	4.1	1.29	1.9	1.00	13.9	7	11T	11C	11C	9	7C	23
Ibaka	43	11	1	1	3	6	16	26.6	5.3	0.1	0.14	0.9	0.27	9.1	8	15	10	10	16	2	22
Collison	35	12	1	2	2	3	9	25.3	6.1	0.6	1.14	0.6	0.86	6.4	6	9	3T	7	12T	3	15
Cook	24	5	1	1	2	0	18	13.7	1.9	0.1	0.14	0.6	0.00	5.1	7	12	2T	2T	5T	2	20
Maynor	23	2	9	3	2	0	15	13.4	1.4	2.9	0.86	1.1	0.00	4.7	6C	9	6	7	3	9C	15C
Perkins	35	13	2	1	3	2	6	30.6	6.4	0.7	0.29	1.7	0.71	4.1	8	13	6	9	19	4	18
Robinson	4	0	1	0	0	0	5	3.0	0.0	0.5	0.00	0.0	0.00	4.0	4	10	3	4	4	4	13
Sefolosha	28	6	2	2	3	1	6	19.4	2.3	0.7	0.43	1.4	0.29	4.0	6	10	5	8	8	3	12
Mohammed	22	6	2	2	1	2	10	12.3	2.7	0.0	0.43	0.4	0.57	3.7	8	11	8	10	15	1	19
Ivey	4	1	1	0	0	0	3	3.0	0.5	0.5	0.00	0.0	0.00	3.0	2	3	2	2	2	1T	5
THUNDER	315	54	25	11	18	11	133	254.3	45.4	18.6	7.14	16.1	7.57	103.6	52	107	47	62	71	38	133C
OPPONENTS	315	55	24	11	19	9	123	254.3	43.7	18.4	8.57	12.6	7.00	99.6	59	114	57	64	69	36	151

# Memphis Grizzlies 2006 First Round vs. Dallas

PLAYER	G	GS	MIN	FIELD GOALS			3-POINT FG			FREE THROWS			REBOUNDS			AST	PF	DQ	STL	TO	BLK	PTS	AVG
				FG	FGA	PCT	FG	FGA	PCT	FT	FTA	PCT	OFF	DEF	TOT								
Gasol	4	4	158	29	67	.433	0	1	.000	23	30	.767	4	23	27	12	11	0	2	11	5	81	20.3
E. Jones	4	3	119	14	29	.483	3	7	.429	10	15	.667	3	8	11	10	10	0	3	1	1	41	10.3
Atkins	4	4	103	15	37	.405	4	11	.364	5	8	.625	0	3	3	12	15	1	2	4	0	39	9.8
Miller	4	1	107	12	30	.400	1	8	.125	9	9	1.000	1	14	15	7	11	0	2	8	2	34	8.5
Jackson	4	0	100	12	29	.414	4	11	.364	5	7	.714	0	8	8	5	7	0	1	14	0	33	8.3
Wright	4	0	86	11	18	.611	0	0	---	7	10	.700	11	9	20	3	9	0	0	5	4	29	7.3
Warrick	3	1	43	4	16	.250	0	1	.000	12	14	.857	1	6	7	0	7	0	1	4	0	20	6.7
Battier	4	4	129	10	20	.500	2	7	.286	2	6	.333	7	16	23	2	16	0	4	8	2	24	6.0
D. Jones	4	0	46	5	7	.714	0	0	---	7	10	.700	1	6	7	0	7	0	1	2	0	17	4.3
Tsakalidis	4	3	59	6	10	.600	0	0	---	1	2	.500	4	7	11	2	13	0	1	7	1	13	3.3
Burks	2	0	13	1	1	1.000	0	0	---	1	2	.500	0	1	1	2	2	0	1	0	0	3	1.5
Cardinal	3	0	22	1	2	.500	1	2	.500	0	0	---	1	3	4	1	2	0	1	0	0	3	1.0
GRIZZLIES	4	--	985	120	266	.451	15	48	.313	82	113	.726	33	104	137	56	110	1	19	64	15	337	84.3
MAVERICKS	4	--	985	139	307	.453	21	59	.356	94	110	.855	55	117	172	73	112	0	27	51	18	393	98.3

PLAYER	SINGLE-GAME HIGHS							AVERAGE PER GAME							CAREER HIGHS (G=SET, T=TIED THIS SERIES)						
	MIN	REB	AST	ST	TO	BL	PTS	MIN	REB	AST	STL	TO	BLK	PTS	FG	FGA	FT	FTA	REB	AST	PTS
Gasol	41	7	5	1	4	2	25	39.5	6.8	3.0	0.50	2.8	1.25	20.3	13	26	8T	11C	16	5T	28
E. Jones	48	6	5	2	1	1	16	29.8	2.8	2.5	0.75	0.3	0.25	10.3	12	21	10	14	11	8	32
Atkins	36	2	4	1	2	0	20	25.8	0.8	3.0	0.50	1.0	0.00	9.8	8T	17	9	9	7	8	23
Miller	38	5	2	1	3	2	10	26.8	3.8	1.8	0.50	2.0	0.50	8.5	9	18	5C	5C	6	5	22
Jackson	33	4	4	1	5	0	12	25.0	2.0	1.3	0.25	3.5	0.00	8.3	10	20	5	8	11	6	26
Wright	40	10	2	0	2	3	10	21.5	5.0	0.8	0.00	1.3	1.00	7.3	7	13	5	5	10C	3	17
Warrick	18	4	0	1	2	0	11	14.3	2.3	0.0	0.33	1.3	0.00	6.7	2C	7C	7C	8C	4C	0C	11C
Battier	43	7	1	3	4	2	10	32.3	5.8	0.5	1.00	2.0	0.50	6.0	4T	9	2	4	9	3	10T
D. Jones	20	3	0	1	1	0	8	11.5	1.8	0.0	0.25	0.5	0.00	4.3	5	10	3C	6C	5	1	14
Tsakalidis	27	8	2	1	2	1	11	14.8	2.8	0.5	0.25	1.8	0.25	3.3	5C	8C	2	2T	12	2C	11C
Burks	8	1	1	1	0	0	3	6.5	0.5	1.0	0.50	0.0	0.00	1.5	1C	1C	1C	2C	1C	1T	3C
Cardinal	10	3	1	1	0	0	3	7.3	1.3	0.3	0.33	0.0	0.00	1.0	4	12	5	7	6	1T	13
GRIZZLIES	265	42	16	8	20	5	93	246.3	34.3	14.0	4.75	16.0	3.75	84.3	45	94	24	30C	46	26	115
OPPONENTS	265	50	21	12	14	6	103	246.3	43.0	18.3	6.75	12.8	4.50	98.3	43	93	36	49	53	28	123

# Dallas Mavericks 2006 First Round vs. Memphis

PLAYER	G	GS	MIN	FIELD GOALS			3-POINT FG			FREE THROWS			REBOUNDS			AST	PF	DQ	STL	TO	BLK	PTS	AVG
				FG	FGA	PCT	FG	FGA	PCT	FT	FTA	PCT	OFF	DEF	TOT								
Nowitzki	4	4	165	42	83	.506	8	19	.421	33	38	.868	6	25	31	12	12	0	3	5	2	125	31.3
Terry	4	4	147	26	62	.419	4	17	.235	14	16	.875	3	12	15	22	12	0	3	7	0	70	17.5
Howard	4	4	126	23	47	.489	6	12	.500	13	15	.867	4	18	22	7	16	0	4	7	1	65	16.3
Stackhouse	4	0	118	15	42	.357	2	9	.222	15	17	.882	4	6	10	8	11	0	2	8	0	47	11.8
Dampier	4	0	111	8	23	.348	0	0	---	10	12	.833	19	16	35	2	14	0	3	2	9	26	6.5
Griffin	4	4	100	10	18	.556	0	0	---	1	1	1.000	11	9	20	10	9	0	6	3	0	21	5.3
Daniels	3	0	57	6	12	.500	1	1	1.000	0	0	---	1	7	8	7	7	0	2	3	0	13	4.3
Harris	4	0	52	7	13	.538	0	0	---	3	5	.600	1	3	4	5	8	0	2	5	0	17	4.3
Mbenga	2	0	11	1	2	.500	0	0	---	2	2	1.000	1	4	5	0	3	0	0	2	1	4	2.0
Armstrong	2	0	6	0	2	.000	0	1	.000	2	2	1.000	0	2	2	0	1	0	0	1	0	2	1.0
Diop	4	4	77	1	2	.500	0	0	---	1	2	.500	5	15	20	0	16	0	2	4	5	3	0.8
Powell	2	0	14	0	1	.000	0	0	---	0	0	---	0	0	0	0	0	0	0	1	0	0	0.0
MAVERICKS	4	--	985	139	307	.453	21	59	.356	94	110	.855	55	117	172	73	112	0	27	51	18	393	98.3
GRIZZLIES	4	--	985	120	266	.451	15	48	.313	82	113	.726	33	104	137	56	110	1	19	64	15	337	84.3

PLAYER	SINGLE-GAME HIGHS							AVERAGE PER GAME							CAREER HIGHS (G=SET, T=TIED THIS SERIES)						
	MIN	REB	AST	ST	TO	BL	PTS	MIN	REB	AST	STL	TO	BLK	PTS	FG	FGA	FT	FTA	REB	AST	PTS
Nowitzki	48	11	5	2	2	1	36	41.3	7.8	3.0	0.75	1.3	0.50	31.3	16	28	21	24	21	9	46
Terry	46	6	9	1	3	0	22	36.8	3.8	5.5	0.75	1.8	0.00	17.5	13	25	12	12	9	9C	36
Howard	38	9	2	3	3	1	24	31.5	5.5	1.8	1.00	1.8	0.25	16.3	13	21	11	11	14	4	29
Stackhouse	34	5	5	1	3	0	19	29.5	2.5	2.0	0.50	2.0	0.00	11.8	11	22	11	13	11	8	31
Dampier	33	12	1	2	1	3	12	27.8	8.8	0.5	0.75	0.5	0.25	6.5	7	8T	4C	6C	14	2	15
Griffin	31	9	4	4	1	0	6	25.0	5.0	2.5	1.50	0.8	0.00	5.3	7	12	2	2	9C	4C	15
Daniels	26	4	3	2	2	0	13	19.0	2.7	2.3	0.67	1.0	0.00	4.3	10	20	6	7	11	5	22
Harris	19	1	3	2	3	0	7	13.0	1.0	1.3	0.50	1.3	0.00	4.3	7	14	10	11	6	6	24
Mbenga	7	3	0	0	1	1	2	5.5	2.5	0.0	0.00	1.0	0.50	2.0	1C	1T	2C	2C	3C	0T	2C
Armstrong	5	2	0	0	1	0	2	3.0	1.0	0.0	0.00	0.5	0.00	1.0	6	14	9	10	10	8	21
Diop	24	8	0	2	2	2	3	19.3	5.0	0.0	0.50	1.0	1.25	0.8	3	3	2	2T	8C	0T	8
Powell	10	0	0	0	1	0	0	7.0	0.0	0.0	0.00	0.5	0.00	0.0	0T	1T	0T	0T	0T	0T	0
MAVERICKS	265	50	21	12	14	6	103	246.3	43.0	18.3	6.75	12.8	4.50	98.3	59	112	49	55	58	36	151
OPPONENTS	265	42	16	8	20	5	93	246.3	34.3	14.0	4.75	16.0	3.75	84.3	57	108	40	48	68	38	137



## Memphis Grizzlies 2005 First Round vs. Phoenix

PLAYER	G	GS	MIN	FIELD GOALS			3-POINT FG			FREE THROWS			REBOUNDS			AST	PF	DQ	STL	TO	BLK	PTS	AVG
				FG	FGA	PCT	FG	FGA	PCT	FT	FTA	PCT	OFF	DEF	TOT								
Gasol	4	4	133	39	80	.488	1	1	1.000	6	12	.500	15	15	30	10	12	0	2	7	7	85	21.3
Williams	4	4	114	28	53	.528	10	21	.476	2	2	1.000	1	8	9	21	7	0	6	8	0	68	17.0
Miller	4	4	110	18	37	.486	8	17	.471	4	4	1.000	0	10	10	11	7	0	0	5	3	48	12.0
Posey	4	0	100	11	25	.440	7	15	.467	10	13	.769	1	12	13	4	14	0	2	5	1	39	9.8
Swift	3	0	48	12	20	.600	0	0	---	4	7	.571	7	7	14	1	3	0	1	2	0	28	9.3
Wright	4	4	85	16	28	.571	0	0	---	1	2	.500	6	14	20	9	10	0	1	2	1	33	8.3
Jones	3	0	71	8	21	.381	3	5	.600	3	4	.750	2	7	9	1	8	0	1	2	0	22	7.3
Battier	4	4	119	13	31	.419	1	7	.143	2	5	.400	10	17	27	6	14	0	2	4	4	29	7.3
Wells	2	0	25	4	9	.444	0	0	---	6	6	1.000	0	4	4	3	1	0	2	1	1	14	7.0
Cardinal	4	0	78	9	23	.391	0	4	.000	8	11	.727	2	10	12	2	11	0	3	1	0	26	6.5
Watson	4	0	74	8	24	.333	1	9	.111	2	2	1.000	3	7	10	15	11	0	3	2	1	19	4.8
Burks	1	0	3	0	0	---	0	0	---	0	0	---	0	0	0	1	0	0	0	0	0	0	0.0
GRIZZLIES	4	--	960	166	351	.473	31	79	.392	48	68	.706	47	111	158	84	98	0	23	43	18	411	102.8
SUNS	4	--	960	159	316	.503	42	92	.457	95	128	.742	42	130	172	95	70	0	19	44	31	455	113.8

PLAYER	SINGLE-GAME HIGHS							AVERAGE PER GAME							CAREER HIGHS (G=SET, T=TIED THIS SERIES)						
	MIN	REB	AST	ST	TO	BL	PTS	MIN	REB	AST	STL	TO	BLK	PTS	FG	FGA	FT	FTA	REB	AST	PTS
Gasol	39	16	5	1	2	4	28	33.3	7.5	2.5	0.50	1.8	1.75	21.3	13C	26C	8	8	16C	5C	28C
Williams	31	4	8	2	3	0	21	28.5	2.3	5.3	1.50	2.0	0.00	17.0	9C	16	5	5	8	8T	21C
Miller	33	3	5	0	2	1	19	27.5	2.5	2.8	0.00	1.3	0.75	12.0	9	18	4	4	6	5T	22
Posey	28	5	2	2	3	1	12	25.0	3.3	1.0	0.50	1.3	0.25	9.8	6	13	8	8	11	2T	20
Swift	22	8	1	1	1	0	13	16.0	4.7	0.3	0.33	0.7	0.00	9.3	6C	9T	4	4T	8C	1T	13C
Wright	30	8	3	1	1	1	14	21.3	5.0	2.3	0.25	0.5	0.25	8.3	7C	13	5	5	9	3C	17
Jones	34	5	1	1	2	0	14	23.7	3.0	0.3	0.33	0.7	0.00	7.3	5C	10C	2C	2C	5C	1C	14C
Battier	36	9	3	2	2	2	10	29.8	6.8	1.5	0.50	1.0	1.00	7.3	4C	9C	2T	4C	9C	3C	10C
Wells	16	2	3	2	1	1	8	12.5	2.0	1.5	1.00	0.5	0.50	7.0	16	24	9	12	10	7	45
Cardinal	33	6	1	3	1	0	13	19.5	3.0	0.5	0.75	0.3	0.00	6.5	4C	12C	5C	7C	6C	1C	13C
Watson	20	4	5	1	1	1	11	18.5	2.5	3.8	0.75	0.5	0.25	4.8	5	9	3	3	4T	5C	13
Burks	3	0	1	0	0	0	0	3.0	0.0	1.0	0.00	0.0	0.00	0.0	0C	0C	0C	0C	0C	1C	0C
GRIZZLIES	240	46	26	9	13	8	115	240.0	39.5	21.0	5.75	10.8	4.50	102.8	45C	94C	24	28	46C	26C	115C
OPPONENTS	240	49	28	6	20	10	123	240.0	43.0	23.8	4.75	11.0	7.75	113.8	43C	93C	36C	49C	53	28C	123C

## Phoenix Suns 2005 First Round vs. Memphis

PLAYER	G	GS	MIN	FIELD GOALS			3-POINT FG			FREE THROWS			REBOUNDS			AST	PF	DQ	STL	TO	BLK	PTS	AVG
				FG	FGA	PCT	FG	FGA	PCT	FT	FTA	PCT	OFF	DEF	TOT								
Stoudemire	4	4	148	27	54	.500	0	0	---	37	50	.740	7	29	36	7	17	0	4	9	10	91	22.8
Marion	4	4	164	36	65	.554	5	13	.385	8	13	.615	12	38	50	10	12	0	5	8	9	85	21.3
Johnson	4	4	171	29	54	.537	9	17	.529	14	19	.737	5	17	22	14	7	0	2	3	2	81	20.3
Nash	4	4	149	20	46	.435	6	14	.429	14	16	.875	2	12	14	45	7	0	2	16	0	60	15.0
Richardson	4	4	145	19	45	.422	10	24	.417	12	17	.706	6	13	19	7	10	0	6	3	2	60	15.0
Jackson	4	0	85	15	31	.484	10	20	.500	4	5	.800	3	8	11	7	7	0	0	1	1	44	11.0
Hunter	4	0	69	11	17	.647	0	0	---	6	8	.750	5	10	15	2	8	0	0	2	7	28	7.0
McCarty	1	0	3	1	1	1.000	1	1	1.000	0	0	---	0	0	0	0	1	0	0	0	0	3	3.0
Barbosa	4	0	26	1	3	.333	1	3	.333	0	0	---	2	3	5	3	1	0	0	1	0	3	0.8
SUNS	4	--	960	159	316	.503	42	92	.457	95	128	.742	42	130	172	95	70	0	19	44	31	455	113.8
OPPONENTS	4	--	960	166	351	.473	31	79	.392	48	68	.706	47	111	158	84	98	0	23	43	18	411	102.8

PLAYER	SINGLE-GAME HIGHS							AVERAGE PER GAME							CAREER HIGHS (G=SET, T=TIED THIS SERIES)						
	MIN	REB	AST	ST	TO	BL	PTS	MIN	REB	AST	STL	TO	BLK	PTS	FG	FGA	FT	FTA	REB	AST	PTS
Stoudemire	41	10	3	1	4	5	34	37.0	9.0	1.8	1.00	2.3	2.50	22.8	11.7	2.3	5.5	1.30	2.9	3.24	29.5
Marion	43	13	4	3	4	4	26	41.0	12.5	2.5	1.25	2.0	2.25	21.3	14.6	2.9	3.5	1.46	2.3	2.63	24.9
Johnson	45	8	6	1	3	1	25	42.8	5.5	3.5	0.50	0.8	0.50	20.3	6.2	3.9	2.0	0.56	0.8	0.56	22.7
Nash	41	5	15	1	7	0	24	37.3	3.5	11.3	0.50	4.0	0.00	15.0	4.5	14.5	2.3	0.64	5.2	0.00	19.3
Richardson	39	5	3	2	2	1	22	36.3	4.8	1.8	1.50	0.8	0.50	15.0	6.3	2.3	3.3	1.99	1.0	0.66	19.9
Jackson	27	4	3	0	1	1	19	21.3	2.8	1.8	0.00	0.3	0.25	11.0	6.2	4.0	4.0	0.00	0.6	0.56	24.8
Hunter	20	6	1	0	1	2	16	17.3	3.8	0.5	0.00	0.5	1.75	7.0	10.4	1.4	5.6	0.00	1.4	4.87	19.5
McCarty	3	0	0	0	0	0	3	3.0	0.0	0.0	0.00	0.0	0.00	3.0	0.0	0.0	16.0	0.00	0.0	0.00	4.8
Barbosa	12	2	1	0	1	0	3	6.5	1.3	0.8	0.00	0.3	0.00	0.8	9.2	5.5	1.8	0.00	1.8	0.00	5.5
SUNS	240	49	28	6	20	10	123	240.0	43.0	23.8	4.75	11.0	7.75	113.8	43.0	23.8	17.5	4.75	11.0	7.75	113.8
OPPONENTS	240	46	26	9	13	8	115	240.0	39.5	21.0	5.75	10.8	4.50	102.8	39.5	21.0	24.5	5.75	10.8	4.50	102.8



# Memphis Grizzlies 2004 First Round vs. San Antonio

PLAYER	G	GS	MIN	FIELD GOALS			3-POINT FG			FREE THROWS			REBOUNDS			AST	PF	DQ	STL	TO	BLK	PTS	AVG
				FG	FGA	PCT	FG	FGA	PCT	FT	FTA	PCT	OFF	DEF	TOT								
Gasol	4	4	134	28	49	.571	0	0	---	18	20	.900	4	16	20	10	10	0	4	5	6	74	18.5
Posey	4	4	130	15	37	.405	1	6	.167	19	21	.905	8	14	22	4	13	0	9	6	2	50	12.5
Wells	4	0	94	19	37	.514	0	1	.000	9	14	.643	2	10	12	4	8	0	4	9	1	47	11.8
Williams	4	4	130	15	46	.326	6	21	.286	7	7	1.000	1	8	9	18	10	0	2	7	0	43	10.8
Miller	4	4	98	12	34	.353	5	13	.385	1	3	.333	0	12	12	3	4	0	5	5	0	30	7.5
Swift	4	0	74	9	26	.346	0	0	---	6	8	.750	6	13	19	3	6	0	3	3	6	24	6.0
Wright	4	4	100	10	23	.435	0	0	---	2	6	.333	5	12	17	2	15	0	4	5	2	22	5.5
Battier	4	0	69	6	15	.400	3	7	.429	4	6	.667	6	6	12	1	17	0	0	4	1	19	4.8
Watson	4	0	62	8	15	.533	0	3	.000	3	3	1.000	4	5	9	7	8	0	5	6	0	19	4.8
Tsakalidis	1	0	3	0	0	---	0	0	---	2	2	1.000	0	0	0	0	0	0	0	3	0	2	2.0
Humphrey	3	0	5	1	1	1.000	0	0	---	0	0	---	1	1	2	0	0	0	0	0	0	2	0.7
Outlaw	4	0	61	0	7	.000	0	0	---	2	4	.500	1	3	4	6	9	0	2	3	2	2	0.5
GRIZZLIES	--	--	960	123	290	.424	15	51	.294	73	94	.777	38	100	138	58	100	0	38	57	20	334	83.5
SPURS	4	--	960	146	288	.507	31	65	.477	67	101	.663	46	122	168	87	81	0	30	65	25	390	97.5

PLAYER	SINGLE-GAME HIGHS							AVERAGE PER GAME							CAREER HIGHS (C=SET, T=TIED THIS SERIES)						
	MIN	REB	AST	ST	TO	BL	PTS	MIN	REB	AST	STL	TO	BLK	PTS	FG	FGA	FT	FTA	REB	AST	PTS
Gasol	37	11	3	2	3	2	22	33.5	5.0	2.5	1.00	1.3	1.50	18.5	10C	15C	8C	8C	11C	3C	22C
Posey	38	11	2	3	3	1	20	32.5	5.5	1.0	2.25	1.5	0.50	12.5	6C	13C	8C	8C	11C	2C	20C
Wells	26	5	2	2	4	1	16	23.5	3.0	1.0	1.00	2.3	0.25	11.8	16	24	9	12	10	7	45
Williams	35	4	8	1	4	0	16	32.5	2.3	4.5	0.50	1.8	0.00	10.8	8	16	5C	5C	8	8C	20
Miller	27	5	1	2	2	0	12	24.5	3.0	0.8	1.25	1.3	0.00	7.5	9	18	4	4	6	5	22
Swift	22	7	1	2	3	3	9	18.5	4.8	0.8	0.75	0.8	1.50	6.0	4C	9C	4C	4C	7C	1C	9C
Wright	28	6	1	2	2	2	8	25.0	4.3	0.5	1.00	1.3	0.50	5.5	6	13	5	5	9	11	17
Battier	21	4	1	0	2	1	6	17.3	3.0	0.3	0.00	1.0	0.25	4.8	2C	5C	2C	2C	4C	1C	6C
Watson	21	4	3	2	2	0	13	15.5	2.3	1.8	1.25	1.5	0.00	4.8	5C	9C	3C	3C	4C	3C	13C
Tsakalidis	3	0	0	0	3	0	2	3.0	0.0	0.0	0.00	3.0	0.00	2.0	3	6	2C	2C	12	0T	6
Humphrey	3	2	0	0	0	0	2	1.7	0.7	0.0	0.00	0.0	0.00	0.7	1C	1C	0C	0C	2C	0C	2C
Outlaw	22	2	4	2	2	1	1	15.3	1.0	1.5	0.50	0.8	0.50	0.5	8	10	3	6	14	4C	17
GRIZZLIES	240	38	19	12	20	8	97	240.0	34.5	14.5	9.50	14.3	5.00	83.5	38C	78C	24C	28C	38C	19C	97C
OPPONENTS	240	53	26	9	18	8	110	240.0	42.0	21.8	7.50	16.3	6.25	97.5	41C	77C	25C	34C	53C	26C	110C

# San Antonio Spurs 2004 First Round vs. Memphis

PLAYER	G	GS	MIN	FIELD GOALS			3-POINT FG			FREE THROWS			REBOUNDS			AST	PF	DQ	STL	TO	BLK	PTS	AVG
				FG	FGA	PCT	FG	FGA	PCT	FT	FTA	PCT	OFF	DEF	TOT								
Duncan	4	4	154	40	68	.588	0	0	---	17	30	.567	10	30	40	12	13	0	2	14	10	97	24.3
Parker	4	4	148	29	55	.527	11	16	.688	15	22	.682	0	8	8	34	4	0	3	13	0	84	21.0
Horry	4	0	100	16	26	.615	6	10	.600	6	6	1.000	14	19	33	5	14	0	3	4	2	44	11.0
Ginobili	4	0	107	11	30	.367	2	12	.167	18	21	.857	4	12	16	9	9	0	6	10	1	42	10.5
Turkoglu	4	4	133	13	31	.419	6	14	.429	8	12	.667	2	21	23	8	9	0	5	9	1	40	10.0
Bowen	4	4	129	13	28	.464	4	10	.400	2	8	.250	3	12	15	7	11	0	1	4	2	32	8.0
Nesterovic	4	4	93	11	21	.524	0	0	---	0	0	---	9	15	24	6	13	0	1	2	7	22	5.5
Hart	4	0	41	8	14	.571	0	0	---	0	0	---	0	2	2	1	4	0	4	1	0	16	4.0
Ward	3	0	7	2	2	1.000	2	2	1.000	0	0	---	0	0	0	1	0	0	1	1	0	6	2.0
Rose	4	0	31	2	7	.286	0	0	---	0	0	---	4	1	5	3	4	0	3	7	2	4	1.0
Willis	3	0	6	1	2	.500	0	0	---	0	0	---	0	1	1	0	0	0	1	0	0	2	0.7
Brown	3	0	11	0	4	.000	0	1	.000	1	2	.500	0	1	1	1	0	0	0	0	0	1	0.3
SPURS	--	--	960	146	288	.507	31	65	.477	67	101	.663	46	122	168	87	81	0	30	65	25	390	97.5
OPPONENTS	4	--	960	123	290	.424	15	51	.294	73	94	.777	38	100	138	58	100	0	38	57	20	334	83.5

PLAYER	SINGLE-GAME HIGHS							AVERAGE PER GAME							CAREER HIGHS (C=SET, T=TIED THIS SERIES)						
	MIN	REB	AST	ST	TO	BL	PTS	MIN	REB	AST	STL	TO	BLK	PTS	FG	FGA	FT	FTA	REB	AST	PTS
Duncan	41	13	3	1	6	5	26	38.5	10.0	3.0	0.50	3.5	2.50	24.3	12.5	3.7	4.1	0.62	4.4	3.12	30.2
Parker	40	3	13	2	4	0	29	37.0	2.0	8.5	0.75	3.3	0.00	21.0	2.6	11.0	1.3	0.97	4.2	0.00	27.2
Horry	29	12	2	3	2	1	14	25.0	8.3	1.3	0.75	1.0	0.50	11.0	15.8	2.4	6.7	1.44	1.9	0.96	21.1
Ginobili	29	7	4	2	3	1	15	26.8	4.0	2.3	1.50	2.5	0.25	10.5	7.2	4.0	4.0	2.69	4.5	0.45	18.8
Turkoglu	34	7	3	3	5	1	18	33.3	5.8	2.0	1.25	2.3	0.25	10.0	8.3	2.9	3.2	1.80	3.2	0.36	14.4
Bowen	34	5	3	1	3	1	10	32.3	3.8	1.8	0.25	1.0	0.50	8.0	5.6	2.6	4.1	0.37	1.5	0.74	11.9
Nesterovic	27	7	3	1	2	3	8	23.3	6.0	1.5	0.25	0.5	1.75	5.5	12.4	3.1	6.7	0.52	1.0	3.61	11.4
Hart	17	2	1	2	1	0	6	10.3	0.5	0.3	1.00	0.3	0.00	4.0	2.3	1.2	4.7	4.68	1.2	0.00	18.7
Ward	4	0	1	1	1	0	6	2.3	0.0	0.3	0.33	0.3	0.00	2.0	0.0	6.9	0.0	6.86	6.9	0.00	41.1
Rose	15	5	3	2	3	2	4	7.8	1.3	0.8	0.75	1.8	0.50	1.0	7.7	4.6	6.2	4.65	10.8	3.10	6.2
Willis	3	1	0	1	0	0	2	2.0	0.3	0.0	0.33	0.0	0.00	0.7	8.0	0.0	0.0	8.00	0.00	0.00	16.0
Brown	5	1	1	0	0	0	1	3.7	0.3	0.3	0.00	0.0	0.00	0.3	4.4	4.4	0.0	0.00	0.00	0.00	4.4
SPURS	240	53	26	9	18	8	110	240.0	42.0	21.8	7.50	16.3	6.25	97.5	42.0	21.8	20.3	7.50	16.3	6.25	97.5
OPPONENTS	240	38	19	12	20	8	97	240.0	34.5	14.5	9.50	14.3	5.00	83.5	34.5	14.5	25.0	9.50	14.3	5.00	83.5



INTRO

PLAYERS

OWNERSHIP

FRONT  
OFFICE

MEDIA

COMMUNITY  
INVESTMENT

HISTORY


PLAYOFFS

REVIEW

OPONENTS

NBA









INTRO

PLAYERS

OWNERSHIP

FRONT  
OFFICE

MEDIA

COMMUNITY  
INVESTMENT


HISTORY


PLAYOFFS

REVIEW

OPONENTS

NBA









INTRO

PLAYERS

OWNERSHIP

FRONT  
OFFICE

MEDIA

COMMUNITY  
INVESTMENT

HISTORY


PLAYOFFS

REVIEW

OPONENTS

NBA









## SERVICEMASTER PUTS MORE TIME ON THE CLOCK



Our brands help simplify and improve the quality of your life so you  
can spend more time teaching a crossover dribble,  
or cheering on the Grizzlies.

*ServiceMASTER*  
Family of Brands®

American  
Home Shield

AMERISPEC  
HOME SERVICES

FURNITURE MEDIC

merry maids.

ServiceMASTER  
Clean

TERMINIX

TRUGREEN



## 2010-2011 Memphis Grizzlies (46-36)



**Back Row, standing (L-R):** Damon Stoudamire, Gary Schmidt, Johnny Davis, Mitchell Anderson, Leon Powe, Rudy Gay, Zach Randolph, Hamed Haddadi, Marc Gasol, Darrell Arthur, Shane Battier, Sam Young, Drew Graham, Henry Bibby, David Joergler, Kelly Lambert, Barry Hecker. **Front Row, sitting (L-R):** Xavier Henry, Tony Allen, Ish Smith, Lionel Hollins, Mike Conley, O.J. Mayo, Greivis Vasquez. **Not Pictured:** Jason Williams.

	--Field Goals--						--3-Point FG--			--Free Throws--			--Rebounds--										
Player	G	GS	Min	FG	FGB	Pct	FG	FGB	Pct	FT	FTA	Pct	Off	Def	Tot	Ass	PF	Dq	Stl	TO	Blk	Pts	Avg
Randolph	75	74	2724	598	1188	.503	8	43	.186	300	396	.758	326	588	914	163	175	0	63	151	25	1504	20.1
Gay	54	54	2152	409	869	.471	57	144	.396	194	241	.805	82	254	336	153	131	2	91	135	58	1069	19.8
Conley	81	81	2872	423	953	.444	80	217	.369	181	247	.733	32	215	247	528	182	0	144	176	18	1107	13.7
Gasol	81	81	2586	364	691	.527	3	7	.429	220	294	.748	154	415	569	200	265	2	74	146	136	951	11.7
Mayo	71	17	1869	304	747	.407	96	264	.364	99	131	.756	35	135	170	145	127	0	73	99	26	803	11.3
Arthur	80	9	1609	310	624	.497	0	6	.000	109	134	.813	115	227	342	53	228	4	52	86	63	729	9.1
Allen	72	31	1494	251	492	.510	4	23	.174	137	182	.753	70	123	193	104	161	0	129	86	44	643	8.9
Young	78	46	1577	233	494	.472	17	50	.340	89	116	.767	40	147	187	71	120	0	68	61	23	572	7.3
Powe	16	0	141	30	60	.500	0	2	.000	28	46	.609	8	17	25	5	24	0	3	7	1	88	5.5
Battier	23	0	557	43	101	.426	14	42	.333	15	17	.882	32	60	92	32	31	0	16	16	10	115	5.0
Henry	38	16	527	65	160	.406	2	17	.118	33	52	.635	9	28	37	16	48	0	11	13	3	165	4.3
Vasquez	70	1	860	95	233	.408	25	86	.291	34	44	.773	12	61	73	151	83	0	22	70	4	249	3.6
Haddadi	31	0	168	30	58	.517	0	1	.000	15	23	.652	24	44	68	5	29	0	2	11	13	75	2.4
Williams	11	0	124	9	29	.310	3	15	.200	0	0	---	0	8	8	28	2	0	3	7	1	21	1.9
Smith	15	0	113	11	32	.344	0	2	.000	5	11	.455	1	4	5	15	11	0	5	8	0	27	1.8
Carroll	7	0	39	4	9	.444	0	0	---	2	2	1.000	2	6	8	2	5	0	1	0	1	10	1.4
Thabeet	45	0	369	17	39	.436	0	---	19	35	.543	24	51	75	4	73	0	9	17	15	53	1.2	
Law	11	0	94	3	19	.158	0	6	.000	6	10	.600	3	8	11	14	10	0	4	10	0	12	1.1
Carney	2	0	5	1	3	.333	0	1	.000	0	0	---	1	0	1	0	0	0	1	0	0	2	1.0
GRIZZLIES	82		19880	3200	6801	.471	309	926	.334	1486	1981	.750	970	2391	3361	1691	1705	8	771	1145	441	8195	99.9
OPPONENTS	82		19880	2967	6489	.457	587	1592	.369	1482	1948	.761	905	2387	3292	1724	1754	12	613	1367	505	8003	97.6

## Quick Facts

- After earning their first postseason berth since the 2005-06 season, the Memphis Grizzlies captivated fans nationwide with a 13-game run through the NBA Playoffs that included a first-round upset over the top-seeded San Antonio Spurs and a thrilling seven-game series with the Oklahoma City Thunder.
- Memphis won the first seven postseason games in franchise history, advancing to the conference semifinals for the first time and selling out all six home playoff games at FedExForum.
- The Grizzlies became the second eight-seed in NBA history to eliminate a one-seed in a seven-game series (Golden State over Dallas in 2007).
- Memphis competed in a triple-overtime epic with Oklahoma City in Game 4 of the Western Conference Semifinals at FedExForum, tying the longest game in team history and marking the longest game in club postseason history.
- Memphis won 30 home games, tying the second-highest single-season win total in club history, behind only the 2003-04 season (31-10).
- Lionel Hollins** became the franchise's all-time winningest head coach, eclipsing **Mike Fratello** with his 96th victory on Jan. 31 vs. Orlando. Under Hollins, Memphis led the league in both steals and forced turnovers while posting a winning record in four consecutive calendar months (January-April) for the first time in team history.
- Zach Randolph** was named to the All-NBA Third Team, the first All-NBA selection for both Randolph and the Grizzlies franchise. Randolph earned numerous honors during the season, including the NBA Western Conference Player of the Month Award for January, three NBA Player of the Week Awards and the NBA Community Assist Award for December, all career firsts.
- After finishing fourth in the NBA Defensive Player of the Year voting, **Tony Allen** was selected to the NBA All-Defensive Second Team in his first season with the Grizzlies. This marks the first appearance on the All-Defensive Team by a Grizzlies player.
- Rudy Gay** drained an iconic game-winner, a pull-up jumper over **LeBron James** as time expired, to give Memphis a 97-95 victory over Miami on Nov. 20 at FedExForum.
- Mike Conley** set the single-season franchise record for steals (144) while leading the team in assists per game (6.5) for the fourth consecutive season.

## NBA Statistical Rankings

Category	Memphis		Opponents		Category	Memphis		Opponents	
Points per game	99.9	12th	97.6	13th	Assists Per Game	20.62	T-21st	21.02	14th
Field Goal Pct.	.471	6th	.457	14th	Steals Per Game	9.40	1st	7.48	20th
Free Throw Pct.	.750	23rd	.761	11th	Turnovers Per Game	13.96	T-12th	16.67	1st
3-PT. Field Goal Pct.	.334	27th	.369	24th	Blocks Per Game	5.38	7th	6.16	30th
Offensive Rebounds Per Game	11.83	6th	11.04	18th	Personal Fouls Per Game	20.79	17th	21.39	T-8th
Defensive Rebounds Per Game	29.16	24th	29.11	T-4th	Disqualifications	8	T-8th	12	T-9th
Rebounds Per Game	41.0	16th	40.1	8th	Points Per Game Differential	+2.3	10th		



## 2010-2011 Game by Game

Date	Opponent	Mem	Opp	Hm	Rd	Tot	Atten	Grizzlies Top Scorer	Grizzlies Top Rebounder	Opponent Top Scorer			
Oct 27	ATLANTA	L 104	119	0-1	0-0	0-1	17,519	Conley	23	Gay	10	Johnson	22
Oct 29	at Dallas	W 91	90	0-1	1-0	1-1	20,060	Gay	21	Gasol	15	Nowitzki	27
Oct 30	MINNESOTA	W 109	89	1-1	1-0	2-1	12,753	Mayo	29	Gasol	8	Ellington	15
Nov 2	at L.A. Lakers	L 105	124	1-1	1-1	2-2	18,997	Gay	30	Gasol	8	Bryant	23
Nov 3	at Golden State	L 109	115	1-1	1-2	2-3	16,607	Gay	35	Gasol	8	Ellis	39
Nov 5	at Phoenix	L 118	123 <sup>(OT)</sup>	1-1	1-3	2-4	16,470	Gasol, Gay	26	Randolph	14	Richardson	38
Nov 6	at Sacramento	W 100	91	1-1	2-3	3-4	14,085	Gay	32	Randolph	11	Evans	30
Nov 8	PHOENIX	W 109	99	2-1	2-3	4-4	10,786	Randolph	23	Randolph	20	Hill	19
Nov 10	DALLAS	L 91	106	2-2	2-3	4-5	10,767	Randolph	23	Gay, Randolph	9	Terry	25
Nov 13	BOSTON	L 110	116 <sup>(OT)</sup>	2-3	2-3	4-6	18,119	Gay	22	Randolph	11	Pierce	28
Nov 15	at Orlando	L 72	89	2-3	2-4	4-7	18,846	Gasol	14	Gay, Randolph	9	Carter	19
Nov 16	PORTLAND	L 99	100	2-4	2-4	4-8	10,827	Gay	20	Randolph	14	Matthews	30
Nov 19	at Washington	L 86	89	2-4	2-5	4-9	13,504	Randolph	19	Randolph	12	Arenas	24
Nov 20	MIAMI	W 97	95	3-4	2-5	5-9	18,119	Randolph	21	Randolph	13	James	29
Nov 24	DETROIT	W 105	84	4-4	2-5	6-9	11,283	Randolph	21	Randolph	14	Stuckey	17
Nov 26	GOLDEN STATE	W 116	111	5-4	2-5	7-9	14,753	Gay	25	Randolph	7	Biedris	28
Nov 27	at Cleveland	L 86	92	5-4	2-6	7-10	20,562	Gay	17	Randolph	11	Williams	25
Nov 30	L.A. LAKERS	W 98	96	6-4	2-6	8-10	17,638	Conley	28	Gasol	9	Bryant	29
Dec 1	at Atlanta	L 109	112	6-4	2-7	8-11	11,513	Gay	23	Randolph	19	Horford	20
Dec 3	HOUSTON	L 111	127	6-5	2-7	8-12	14,577	Gay	29	Randolph	8	Lowry, Martin	28
Dec 5	at Denver	L 107	108	6-5	2-8	8-13	15,017	Gay	24	Randolph	12	Nene	27
Dec 6	at Utah	L 85	94	6-5	2-9	8-14	19,131	Conley	19	Randolph	14	Williams	27
Dec 8	at Phoenix	W 104	98 <sup>(OT)</sup>	6-5	3-9	9-14	16,288	Randolph	34	Randolph	17	Dragic	17
Dec 11	at L.A. Clippers	W 85	84	6-5	4-9	10-14	14,970	Randolph	18	Randolph	13	Gordon	25
Dec 13	PORTLAND	W 86	73	7-5	4-9	11-14	10,467	Randolph	25	Randolph	20	Matthews	18
Dec 15	CHARLOTTE	W 113	80	8-5	4-9	12-14	12,219	Mayo	24	Gasol	10	Jackson	16
Dec 17	at Houston	L 87	103	8-5	4-10	12-15	14,534	Gay, Young	19	Randolph	9	Martin	34
Dec 18	at San Antonio	L 106	112 <sup>(OT)</sup>	8-5	4-11	12-16	18,581	Mayo	27	Randolph	21	Parker	37
Dec 21	NEW JERSEY	L 94	101	8-6	4-11	12-17	14,113	Gasol	19	Randolph	14	Lopez	26
Dec 26	at Indiana	W 104	90	8-6	5-11	13-17	12,630	Gay	30	Randolph	16	Granger	29
Dec 27	TORONTO	W 96	85	9-6	5-11	14-17	14,971	Randolph	21	Allen, Randolph	8	Kleiza	22
Dec 29	at Sacramento	L 98	100	9-6	5-12	14-18	12,636	Randolph	35	Randolph	17	Udrih	24
Jan 1	at Utah	L 92	98	9-6	5-13	14-19	19,732	Randolph	27	Randolph	16	Millisp	22
Jan 2	at L.A. Lakers	W 104	85	9-6	6-13	15-19	18,997	Gay	27	Gasol	10	Bryant	28
Jan 4	OKLAHOMA CITY	W 110	105	10-6	6-13	16-19	12,765	Randolph	31	Randolph	16	Durant, Westbrook	28
Jan 7	UTAH	W 110	99	11-6	6-13	17-19	14,781	Gay	28	Randolph	11	Millisp	20
Jan 8	at Oklahoma City	L 100	109	11-6	6-14	17-20	18,203	Randolph	27	Randolph	16	Durant	40
Jan 10	at Charlotte	L 82	96	11-6	6-15	17-21	10,188	Randolph	15	Randolph	15	Jackson	27
Jan 12	at Detroit	W 107	99	11-6	7-15	18-21	13,068	Randolph	34	Randolph	17	Gordon	25
Jan 15	DALLAS	W 89	70	12-6	7-15	19-21	15,812	Randolph	23	Randolph	20	Mahmudi	17
Jan 17	CHICAGO	L 96	84	12-7	7-15	19-22	18,119	Randolph	21	Randolph	13	Deng	28
Jan 19	at New Orleans	L 102	103 <sup>(OT)</sup>	12-7	7-16	19-23	15,951	Conley, Gay	22	Gasol, Randolph	10	Paul	20
Jan 21	HOUSTON	W 115	110	13-7	7-16	20-23	13,458	Randolph	29	Randolph	19	Martin	32
Jan 22	at Milwaukee	W 94	81	13-7	8-16	21-23	16,157	Gasol	24	Gasol	16	Boykins	23
Jan 24	at Toronto	W 100	98	13-7	9-16	22-23	14,127	Gay	21	Randolph	12	Bargnani	29
Jan 26	at New Jersey	L 88	93	13-7	9-17	22-24	8,866	Gay	22	Randolph	16	Morrow	19
Jan 28	at Philadelphia	W 99	94	13-7	10-17	23-24	14,289	Randolph	22	Randolph	12	Holiday, Meeks	16
Jan 29	WASHINGTON	W 107	93	14-7	10-17	24-24	14,722	Randolph	24	Randolph	20	Wall	14
Jan 31	ORLANDO	W 100	97	15-7	10-17	25-24	13,513	Conley	26	Randolph	9	Howard	25
Feb 2	at Minnesota	W 102	84	15-7	11-17	26-24	12,662	Randolph	23	Randolph	13	Beasley	19
Feb 4	CLEVELAND	W 112	105	16-7	11-17	27-24	11,932	Randolph	29	Randolph	13	Hickson	31
Feb 5	at Houston	L 93	95 <sup>(OT)</sup>	16-7	11-18	27-25	18,195	Randolph	22	Randolph	17	Martin	31
Feb 7	L.A. LAKERS	L 84	93	16-8	11-18	27-26	18,119	Young	22	Gasol, Randolph	12	Bryant	19
Feb 8	at Oklahoma City	W 105	101 <sup>(OT)</sup>	16-8	12-18	28-26	17,868	Randolph	31	Randolph	14	Durant	31
Feb 11	MILWAUKEE	W 89	86	17-8	12-18	29-26	14,749	Conley	23	Gay	10	Maggette	22
Feb 13	DENVER	W 116	108	18-8	12-18	30-26	15,398	Arthur	24	Randolph	16	Anthony	28
Feb 15	PHILADELPHIA	W 102	91	19-8	12-18	31-26	11,197	Conley	22	Randolph	10	Young	23
Feb 22	at Denver	L 107	120	19-8	12-19	31-27	14,638	Allen	26	Allen, Randolph	8	Smith	26
Feb 23	at Minnesota	W 104	95	19-8	13-19	32-27	11,497	Randolph	24	Randolph	10	Ellington	16
Feb 26	SACRAMENTO	W 120	92	20-8	13-19	33-27	16,028	Randolph	23	Randolph	12	Udrih	24
Feb 27	at San Antonio	L 88	95	20-8	13-20	33-28	18,581	Randolph	24	Randolph	17	Ginobili	15
Mar 1	SAN ANTONIO	W 109	93	21-8	13-20	34-28	13,480	Arthur, Randolph	21	Randolph	10	Neal	34
Mar 4	NEW ORLEANS	L 91	98	21-9	13-20	34-29	15,367	Randolph	20	Randolph	11	Paul	23
Mar 6	at Dallas	W 104	103	21-9	14-20	35-29	20,102	Randolph	29	Battier	11	Terry	26
Mar 7	OKLAHOMA CITY	W 107	101	22-9	14-20	36-29	13,903	Allen, Conley	20	Battier, Mayo	7	Westbrook	37
Mar 9	NEW YORK	L 108	110	22-10	14-20	36-30	17,512	Allen	22	Randolph	11	Anthony	31
Mar 12	at Miami	L 85	118	22-10	14-21	36-31	19,600	Mayo	19	Randolph	9	Wade	28
Mar 14	L.A. CLIPPERS	W 102	85	23-10	14-21	37-31	15,989	Randolph	30	Randolph	12	Bledsoe	19
Mar 17	at New York	L 99	120	23-10	14-22	37-32	19,763	Conley	16	Arthur	7	Douglas	29
Mar 19	INDIANA	W 99	78	24-10	14-22	38-32	17,013	Allen	19	Allen	11	Collison, Granger	17
Mar 21	UTAH	W 103	85	25-10	14-22	39-32	12,688	Randolph	19	Randolph	13	Millisp	15
Mar 23	at Boston	W 90	87	25-10	15-22	40-32	18,624	Powe, Randolph	13	Gasol	11	Pierce	22
Mar 25	at Chicago	L 96	99	25-10	15-23	40-33	22,274	Randolph	16	Gasol	11	Rose	24
Mar 27	SAN ANTONIO	W 111	104	26-10	15-23	41-33	17,098	Allen, Randolph	23	Randolph	11	Hill	30
Mar 30	GOLDEN STATE	W 110	91	27-10	15-23	42-33	13,815	Allen	21	Randolph	13	Ellis, Wright	16
Apr 1	at New Orleans	W 93	81	27-10	16-23	43-33	16,561	Randolph	28	Gasol, Randolph	10	Landry	19
Apr 2	MINNESOTA	W 106	89	28-10	16-23	44-33	15,327	Randolph	22	Gasol	9	Beasley	20
Apr 5	L.A. CLIPPERS	L 81	82	28-11	16-23	44-34	15,433	Conley	20	Gasol	15	Williams	16
Apr 8	SACRAMENTO	W 101	96	29-11	16-23	45-34	16,517	Randolph	27	Randolph	15	Thomson	18
Apr 10	NEW ORLEANS	W 111	89	30-11	16-23	46-34	17,041	Mayo	18	Gasol, Haddadi	7	Beinelli	18
Apr 12	at Portland	L 89	102	30-11	16-24	46-35	20,662	Conley	17	Gasol, Haddadi	10	Aldridge	22
Apr 13	at L.A. Clippers	L 103	110	30-11	16-25	46-36	19,060	Young	22	Arthur	9	Griffin	31

INTRO

PLAYERS

OWNERSHIP

FRONT OFFICE

MEDIA

COMMUNITY INVESTMENT

HISTORY

PLAYOFFS

REVIEW

OPONENTS

NBA





## 2009-2010 Memphis Grizzlies (40-42)



**Back Row, standing (L-R):** Drew Graham, Damon Stoudamire, Johnny Davis, Gary Schmidt, Mitchell Anderson, Darrell Arthur, Rudy Gay, Marc Gasol, Hasheem Thabeet, Hamed Haddadi, Zach Randolph, DeMarre Carroll, Henry Bibby, Jim Scholler, David Joerger, Jason Biles, Barry Hecker. **Front Row, sitting (L-R):** Sam Young, O.J. Mayo, Mike Conley, Lionel Hollins, Marcus Williams, Jamaal Tinsley, Ronnie Brewer. **Not Pictured:** Lester Hudson.

Player	--Field Goals--						--3-Point FG--			--Free Throws--			--Rebounds--											
	G	GS	Min	FG	FGA	Pct	FG	FGA	Pct	FT	FTA	Pct	Off	Def	Tot	Ast	PF	Dq	Stl	TO	Blk	Pts	Avg	
Randolph	81	81	3051	652	1336	.488	15	52	.288	362	465	.778	330	620	950	149	226	3	80	174	34	1681	20.8	
Gay	80	80	3175	600	1288	.466	66	202	.327	301	400	.753	115	357	472	153	201	0	118	169	64	1567	19.6	
Mayo	82	82	3113	542	1183	.458	136	355	.383	212	262	.809	61	250	311	242	174	1	98	176	17	1432	17.5	
Gasol	69	69	2469	378	651	.581	0	1	.000	252	376	.670	208	432	640	165	254	3	69	135	109	1008	14.6	
Iverson	3	0	67	15	26	.577	1	1	1.000	6	12	.500	1	3	4	11	5	0	1	7	0	37	12.3	
Conley	80	80	2569	369	830	.445	82	212	.387	139	187	.743	30	161	191	425	178	4	109	170	12	959	12.0	
Young	80	1	1321	224	497	.451	11	56	.196	136	175	.777	77	124	201	52	106	0	34	94	20	595	7.4	
Arthur	32	1	457	63	146	.432	0	1	.000	17	30	.567	37	73	110	15	60	0	14	22	14	143	4.5	
Williams	62	1	872	104	271	.384	24	81	.296	37	55	.673	13	80	93	161	43	0	32	74	1	269	4.3	
Hudson	9	0	61	14	35	.400	2	11	.182	6	7	.857	4	6	10	5	5	0	5	5	1	36	4.0	
Tinsley	38	1	589	52	140	.371	7	39	.179	22	27	.815	11	55	66	108	67	0	33	63	5	133	3.5	
Thabeet	68	13	883	77	131	.588	0	0	---	54	93	.581	85	158	243	11	162	1	15	43	89	208	3.1	
Carroll	71	1	795	88	222	.396	0	6	.000	33	53	.623	53	97	150	33	107	1	28	24	9	209	2.9	
Hunter	21	0	158	17	43	.395	0	0	---	19	36	.528	18	24	42	0	10	0	1	9	10	53	2.5	
Brewer	5	0	80	3	13	.231	0	0	---	4	5	.800	1	6	7	3	0	0	6	2	0	10	2.0	
Haddadi	36	0	240	24	62	.387	0	3	.000	14	19	.737	26	49	75	10	57	0	1	20	14	62	1.7	
Gilder	2	0	5	1	1	1.000	0	0	---	0	0	---	0	1	1	0	0	0	1	0	0	2	1.0	
GRIZZLIES	82		19905	3223	6875	.469	344	1020	.337	1614	2202	.733	1070	2496	3566	1543	1655	13	645	1248	399	8404	102.5	
OPPONENTS	82		19905	3277	6849	.478	572	1618	.354	1402	1858	.755	907	2349	3256	1875	1840	19	635	1165	501	8528	104.0	

## Quick Facts

- The Memphis Grizzlies finish with a 40-42 record (.488), a 16-game improvement over the 2008-09 season, second in the NBA behind the Oklahoma City Thunder.
- Team establishes the longest home and road winning streaks in franchise history, winning 11 straight at FedExForum from Dec. 18, 2009-Jan. 25, 2010 and seven-in-a-row away from home from Feb. 17-March 10, 2010.
- In his first season with the team, **Zach Randolph** leads the team in scoring (20.8 points) and rebounding (11.7) while setting or tying 16 franchise records en route to his first career All-Star appearance.
- Grizzlies set franchise records in scoring (102.5 points) and field goal percentage (.469).
- Head Coach **Lionel Hollins** is named the Western Conference Coach of the Month after leading the Grizzlies to a 9-4 record (.692) in December, the best December record and sixth-highest winning percentage in a single month in team history.
- Memphis defeats every NBA division leader, including the Cleveland Cavaliers, Los Angeles Lakers, Orlando Magic, Boston Celtics, Dallas Mavericks and Denver Nuggets.
- The Grizzlies win 39 of their final 74 games (.527) following a 1-8 start to the season.
- The club snaps long-standing road losing streaks against the San Antonio Spurs (10 games), New Orleans Hornets (eight games), Phoenix Suns (seven games), Chicago Bulls (five games), Portland Trail Blazers (four games) and Philadelphia 76ers (four games).
- Marc Gasol** sets a franchise record for field goal percentage (.581, 4th in the NBA), breaking the previous mark held by his brother Pau (.538 in 2006-07).

## NBA Statistical Rankings

Category	Memphis		Opponents		Category	Memphis		Opponents	
Points per game	102.5	7th	104.0	24th	Assists Per Game	18.82	29th	22.87	23rd
Field Goal Pct.	.469	9th	.478	24th	Steals Per Game	7.87	7th	7.74	24th
Free Throw Pct.	.733	25th	.755	12th	Turnovers Per Game	15.22	27th	14.21	17th
3-Pt. Field Goal Pct.	.337	26th	.354	15th	Blocks Per Game	4.87	18th	6.11	28th
Offensive Rebounds Per Game	13.05	1st	11.06	15th	Personal Fouls Per Game	20.18	12th	22.44	T-2nd
Defensive Rebounds Per Game	30.44	18th	28.65	2nd	Disqualifications	13	T-22nd	19	3rd
Rebounds Per Game	43.5	4th	39.7	7th	Points Per Game Differential	-1.5	17th		

## 2009-2010 Game by Game

Date	Opponent	Mem	L	Opp	Hm	Rd	Tot	Atten	Grizzlies Top Scorer	Grizzlies Top Rebounder	Opponent Top Scorer
Oct 28	DETROIT	L	74	96	0-1	0-0	0-1	17,212	Gasol	21	Hamilton
Oct 30	TORONTO	W	115	107	1-1	0-0	1-1	10,563	Randolph	30	Bosh
Nov 1	at Denver	L	123	133	1-1	0-1	1-2	15,823	Mayo	40	Anthony
Nov 2	at Sacramento	L	116	127 <sup>(m)</sup>	1-1	0-2	1-3	17,317	Randolph	30	Gasol, Randolph
Nov 4	at Golden State	L	105	113	1-1	0-3	1-4	17,457	Gay	29	Gasol
Nov 6	at L.A. Lakers	L	98	114	1-1	0-4	1-5	18,997	Gay	22	Randolph
Nov 7	at L.A. Clippers	L	110	113	1-1	0-5	1-6	15,399	Gasol	33	Gasol
Nov 10	PORTLAND	L	79	93	1-2	0-5	1-7	10,589	Gasol	20	Randolph
Nov 11	at Houston	L	79	104	1-2	0-6	1-8	17,220	Mayo	19	Gasol, Hunter
Nov 14	MINNESOTA	W	97	87	2-2	0-6	2-8	10,019	Gay, Mayo	19	Gasol
Nov 18	L.A. CLIPPERS	W	106	91	3-2	0-6	3-8	10,012	Gay, Randolph	21	Gasol, Randolph
Nov 20	at Philadelphia	W	102	97	3-2	1-6	4-8	14,269	Gay	33	Randolph
Nov 21	MILWAUKEE	L	98	103	3-3	1-6	4-9	11,209	Gay	24	Gasol
Nov 23	SACRAMENTO	W	116	105	4-3	1-6	5-9	10,109	Gay	24	Gay
Nov 25	at Phoenix	L	111	126	4-3	1-7	5-10	18,284	Randolph	24	Randolph
Nov 27	at Portland	W	106	96	4-3	2-7	6-10	20,540	Randolph	21	Gasol
Nov 29	at L.A. Clippers	L	88	98	4-3	2-8	6-11	14,854	Gasol	26	Gay
Nov 30	at Utah	L	93	120	4-3	2-9	6-12	18,469	Mayo	20	Randolph
Dec 2	at Minnesota	W	97	95	4-3	3-9	7-12	11,408	Conley, Gay, Randolph	20	Randolph
Dec 4	DALLAS	W	98	82	5-3	3-9	8-12	13,020	Mayo	25	Randolph
Dec 8	CLEVELAND	W	111	109 <sup>(m)</sup>	6-3	3-9	9-12	16,325	Randolph	32	Randolph
Dec 11	OKLAHOMA CITY	L	94	102	6-4	3-9	9-13	13,048	Conley	20	Randolph
Dec 13	at Miami	W	118	90	6-4	4-9	10-13	14,465	Gay	41	Gasol
Dec 14	BOSTON	L	105	110	6-5	4-9	10-14	14,193	Gay	23	Gasol, Thabeet
Dec 16	at Atlanta	L	97	110	6-5	4-10	10-15	13,013	Young	20	Randolph
Dec 18	INDIANA	W	107	94	7-5	4-10	11-15	13,217	Randolph	26	Randolph
Dec 20	DENVER	W	102	96	8-5	4-10	12-15	13,385	Randolph	32	Randolph
Dec 22	GOLDEN STATE	W	121	108	9-5	4-10	13-15	12,827	Randolph	33	Randolph
Dec 26	at Dallas	L	101	106	9-5	4-11	13-16	20,195	Randolph	27	Randolph
Dec 28	WASHINGTON	W	116	111 <sup>(m)</sup>	10-5	4-11	14-16	14,571	Mayo	28	Randolph
Dec 30	at Indiana	W	121	110	10-5	5-11	15-16	14,741	Gay	31	Randolph
Jan 2	at Phoenix	W	128	103	10-5	6-11	16-16	17,135	Mayo	25	Randolph
Jan 5	at Portland	W	109	104	10-5	7-11	17-16	20,278	Mayo, Randolph	27	Randolph
Jan 6	at Utah	L	94	117	10-5	7-12	17-17	19,008	Young	22	Gay
Jan 8	UTAH	W	91	89	11-5	7-12	18-17	14,213	Randolph	29	Randolph
Jan 9	at Charlotte	L	87	89	11-5	7-13	18-18	15,438	Mayo	25	Randolph
Jan 12	L.A. CLIPPERS	W	104	102	12-5	7-13	19-18	11,004	Gay, Gasol	24	Gasol
Jan 15	MINNESOTA	W	135	110	13-5	7-13	20-18	12,812	Gay	21	Randolph
Jan 16	SAN ANTONIO	W	92	86	14-5	7-13	21-18	14,116	Randolph	23	Randolph
Jan 18	PHOENIX	W	125	118	15-5	7-13	22-18	18,119	Gay	31	Randolph
Jan 20	at New Orleans	L	111	113	15-5	7-14	22-19	14,238	Gay	26	Randolph
Jan 22	OKLAHOMA CITY	W	86	84	16-5	7-14	23-19	12,948	Gay, Randolph	25	Gasol
Jan 25	ORLANDO	W	99	94	17-5	7-14	24-19	12,273	Randolph	23	Randolph
Jan 27	at Detroit	W	99	93	17-5	8-14	25-19	14,886	Gasol	25	Randolph
Jan 29	at San Antonio	L	97	104	17-5	8-15	25-20	18,088	Mayo	28	Randolph
Jan 30	NEW ORLEANS	L	102	109 <sup>(m)</sup>	17-6	8-15	25-21	12,317	Gasol, Randolph	25	Gasol
Feb 1	L.A. LAKERS	W	95	93	18-6	8-15	26-21	18,119	Gay	25	Randolph
Feb 2	at Cleveland	L	89	105	18-6	8-16	26-22	20,562	Gay	15	Mayo
Feb 5	HOUSTON	L	83	101	18-7	8-16	26-23	14,531	Gasol	17	Gasol, Randolph
Feb 6	at Minnesota	L	102	109	18-7	8-17	26-24	14,159	Gay	27	Randolph
Feb 9	ATLANTA	L	94	108	18-8	8-17	26-25	10,491	Randolph	20	Randolph
Feb 16	PHOENIX	L	95	109	18-9	8-17	26-26	11,508	Gay	21	Randolph
Feb 17	at Toronto	W	109	102 <sup>(m)</sup>	18-9	9-17	27-26	16,829	Gay	29	Randolph
Feb 19	MIAMI	L	87	100 <sup>(m)</sup>	18-10	9-17	27-27	16,127	Gasol	22	Randolph
Feb 21	at New Jersey	W	104	94	18-10	10-17	28-27	12,076	Gay	29	Randolph
Feb 23	L.A. LAKERS	L	98	99	18-11	10-17	28-28	18,119	Mayo	25	Randolph
Feb 24	at Washington	W	99	94	18-11	11-17	29-28	11,875	Randolph	22	Randolph
Feb 26	CHARLOTTE	L	89	93	18-12	11-17	29-29	14,713	Randolph	24	Randolph
Feb 27	at New York	W	120	109	18-12	12-17	30-29	19,763	Randolph	31	Randolph
Mar 1	PORTLAND	L	93	103	18-13	12-17	30-30	11,123	Randolph	22	Gasol
Mar 3	at New Orleans	W	104	100	18-13	13-17	31-30	14,347	Conley	26	Randolph
Mar 4	at Chicago	W	105	96	18-13	14-17	32-30	19,187	Randolph	31	Randolph
Mar 6	SAN ANTONIO	L	92	102	18-14	14-17	32-31	15,928	Mayo	23	Gasol
Mar 8	NEW JERSEY	W	107	101	19-14	14-17	33-31	10,317	Conley, Gay	21	Gasol
Mar 10	at Boston	W	111	91	19-14	15-17	34-31	18,624	Gay	28	Gasol, Randolph
Mar 12	NEW YORK	W	119	112	20-14	15-17	35-31	12,236	Randolph	24	Randolph
Mar 13	DENVER	L	108	125	20-15	15-17	35-32	17,023	Mayo	25	Randolph
Mar 16	CHICAGO	W	104	97	21-15	15-17	36-32	15,413	Mayo	24	Randolph
Mar 17	at Houston	L	94	107	21-15	15-18	36-33	16,142	Randolph	30	Randolph
Mar 20	GOLDEN STATE	W	123	107	22-15	15-18	37-33	14,897	Gay	25	Arthur, Randolph
Mar 22	at Sacramento	W	102	85	22-15	16-18	38-33	11,497	Randolph	25	Randolph
Mar 24	at Golden State	L	110	128	22-15	16-19	38-34	17,123	Gay	25	Gay
Mar 28	at Milwaukee	L	103	108 <sup>(m)</sup>	22-15	16-20	38-35	17,008	Randolph	31	Randolph
Mar 31	DALLAS	L	102	106 <sup>(m)</sup>	22-16	16-20	38-36	11,616	Mayo	27	Randolph
Apr 2	NEW ORLEANS	W	107	96	23-16	16-20	39-36	15,043	Mayo	27	Thabeet
Apr 4	at Orlando	L	92	107	23-16	16-21	39-37	17,461	Randolph	24	Randolph
Apr 6	HOUSTON	L	103	113	23-17	16-21	39-38	11,673	Randolph	22	Arthur
Apr 7	at Dallas	L	84	110	23-17	16-22	39-39	20,105	Gay	23	Randolph
Apr 9	at San Antonio	W	107	99	23-17	17-22	40-39	18,581	Randolph	28	Randolph
Apr 10	PHILADELPHIA	L	101	120	23-18	17-22	40-40	15,936	Conley	23	Randolph
Apr 12	at Denver	L	101	123	23-18	17-23	40-41	19,155	Conley	22	Arthur
Apr 14	at Oklahoma City	L	105	114	23-18	17-24	40-42	18,334	Gay	25	Randolph

INTRO

PLAYERS

OWNERSHIP

FRONT  
OFFICE

MEDIA

COMMUNITY  
INVESTMENT

HISTORY

PLAYOFFS

REVIEW

OPPONENTS

NBA



## 2008-2009 Memphis Grizzlies (24-58)



**Back Row, standing (L-R):** Damon Stoudamire, Gary Schmidt, Drew Graham, Johnny Davis, Quinton Ross, Rudy Gay, Hakim Warrick, Marc Gasol, Darko Milicic, Darius Miles, Darrell Arthur, David Joerger, Henry Bibby, Barry Hecker, Jim Scholler, Jason Biles.  
**Front Row, sitting (L-R):** Marko Jaric, O.J. Mayo, Lionel Hollins, Mike Conley, Greg Buckner. **Not Pictured:** Hamed Haddadi.

Player	--Field Goals--						--3-Point FG--			--Free Throws--			--Rebounds--										
	G	GS	Min	FG	FGA	Pct	FG	FGA	Pct	FT	FTA	Pct	Off	Def	Tot	Ast	PF	Dq	Stl	TO	Blk	Pts	Avg
Gay	79	78	2945	572	1262	.453	85	242	.351	264	344	.767	109	328	437	135	221	1	98	203	59	1493	18.9
Mayo	82	82	3120	562	1283	.438	145	378	.384	247	281	.879	56	252	308	262	204	1	91	226	13	1516	18.5
Gasol	82	75	2521	350	661	.530	0	1	.000	275	375	.733	201	404	605	143	265	5	63	164	90	975	11.9
Warrick	82	7	2029	340	693	.491	5	23	.217	266	374	.711	129	277	406	66	170	1	48	98	39	951	11.6
Conley	82	61	2508	323	730	.442	88	217	.406	161	197	.817	25	251	276	354	146	1	90	143	8	895	10.9
Lowry	49	21	1071	112	272	.412	17	69	.246	129	161	.801	13	98	111	178	89	1	48	79	8	370	7.6
Arthur	76	64	1464	191	436	.438	0	2	.000	40	60	.667	108	238	346	43	206	1	52	47	52	422	5.6
Milicic	61	15	1034	137	266	.515	0	0	---	59	105	.562	83	181	264	34	134	0	22	48	51	333	5.5
Ross	68	7	1164	99	259	.382	33	88	.375	34	42	.810	29	97	126	47	114	0	32	36	14	265	3.9
Miles	34	0	298	48	99	.485	1	6	.167	23	31	.742	19	38	57	17	32	0	11	21	20	120	3.5
Crittendon	7	0	44	7	15	.467	0	1	.000	5	11	.455	4	2	6	5	5	0	1	3	0	19	2.7
Jaric	53	0	605	48	145	.331	11	28	.393	29	41	.707	23	42	65	74	62	0	29	49	11	136	2.6
Haddadi	19	0	120	15	31	.484	0	0	---	18	30	.600	16	31	47	8	20	0	1	9	12	48	2.5
Buckner	63	0	878	61	159	.384	13	51	.255	20	25	.800	32	98	130	57	108	0	29	38	8	155	2.5
Foyle	1	0	3	0	0	---	0	0	---	0	0	---	0	0	0	0	1	0	0	0	0	0	0.0
GRIZZLIES	82		19805	2865	6311	.454	398	1106	.360	1570	2077	.756	847	2337	3184	1423	1777	11	615	1252	385	7698	93.9
OPPONENTS	82		19805	3018	6378	.473	536	1510	.355	1574	2043	.770	842	2431	3273	1735	1786	11	632	1194	443	8146	99.3

## Quick Facts

- The Memphis Grizzlies post a two-game improvement, finishing with a 24-58 record (fifth in the Southwest Division).
- Grizzlies Head Coach **Marc Iavaroni** is relieved of his coaching duties on Jan. 23, 2009 and **Johnny Davis** is named interim head coach for two games.
- Longtime Grizzlies assistant coach and former two-time interim head coach **Lionel Hollins** is named head coach of the Memphis Grizzlies on Jan. 25, 2009.
- Rookie **O.J. Mayo** finishes runner-up to Chicago's **Derrick Rose** for the NBA Rookie of the Year Award, leading all rookies with 18.5 points per game and being named the T-Mobile Western Conference Rookie of the Month twice (Oct./Nov. and April).
- Mayo sets the franchise rookie record in total points (1,516), field goals made (562), three-point field goal percentage (.384) and minutes (3,120), while setting the overall franchise record in free throw percentage (.879).
- Mike Conley** ties a club record with seven steals on April 13 at Phoenix.
- Marc Gasol** shoots .530 from the field in his rookie season, breaking his brother **Pau Gasol's** franchise rookie record (.518 in 2001-02).

## NBA Statistical Rankings

Category	Memphis		Opponents		Category	Memphis		Opponents	
Points per game	93.9	29th	99.3	14th	Assists Per Game	17.35	30th	21.16	17th
Field Goal Pct.	.454	21st	.473	25th	Steals Per Game	7.50	T-9th	7.71	20th
Free Throw Pct.	.756	22nd	.770	16th	Turnovers Per Game	15.27	24th	14.56	10th
3-Pt. Field Goal Pct.	.360	21st	.355	10th	Blocks Per Game	4.70	18th	5.40	25th
Offensive Rebounds Per Game	10.33	24th	10.27	7th	Personal Fouls Per Game	21.67	21st	21.78	T-9th
Defensive Rebounds Per Game	28.50	28th	29.65	10th	Disqualifications	11	T-14th	11	T-16th
Rebounds Per Game	38.8	30th	39.9	7th	Points Per Game Differential	-5.4	26th		



## 2008-2009 Game by Game

Date	Opponent	Mem	Opp	Hm	Rd	Tot	Atten	Grizzlies Top Scorer	Grizzlies Top Rebounder	Opponent Top Scorer			
Oct 29	at Houston	L	71	82	0-0	0-1	18,196	Gay	20	Arthur	McGrady	21	
Oct 31	ORLANDO	W	86	84	1-0	0-1	16,139	Gay	29	Arthur	Lewis	23	
Nov 1	at Chicago	L	86	96	1-0	0-2	21,785	Gay	20	Millicic	Rose	26	
Nov 3	GOLDEN STATE	W	90	79	2-0	0-2	20,121	Gasol	27	Gasol	Jackson	17	
Nov 5	at Sacramento	L	95	100	2-0	0-3	13,685	Mayo	28	Gasol, Gay, Lowry	Martin	33	
Nov 7	at Golden State	W	109	104	2-0	1-3	18,744	Gay	23	Arthur	Jackson	27	
Nov 9	at Denver	L	90	100	2-0	1-4	14,359	Mayo	31	Gasol, Mayo	Anthony	24	
Nov 10	at Phoenix	L	102	107	2-0	1-5	3-5	18,422	Mayo	33	Arthur, Gay	Barbosa	27
Nov 12	NEW YORK	L	103	132	2-1	1-5	3-6	10,129	Gay	20	Warrick	Chandler	27
Nov 14	MILWAUKEE	L	96	101 <sup>OT</sup>	2-2	1-5	3-7	11,308	Mayo	25	Warrick	Jefferson	26
Nov 18	SACRAMENTO	W	109	94	3-2	1-5	4-7	10,834	Gay	22	Warrick	Salmons	18
Nov 21	at Dallas	L	76	91	3-2	1-6	4-8	20,035	Mayo	19	Gasol, Gay	Nowitzki	25
Nov 22	UTAH	L	93	104	3-3	1-6	4-9	13,121	Mayo	23	Arthur	Okur	23
Nov 24	SAN ANTONIO	L	81	94	3-4	1-6	4-10	12,053	Mayo	26	Millicic	Hill	20
Nov 26	at Utah	L	100	117	3-4	1-7	4-11	19,911	Gay	27	Gasol	Millap	24
Nov 28	at San Antonio	L	98	109	3-4	1-8	4-12	17,074	Mayo	32	Gasol, Gay, Millicic	Mason	20
Nov 29	OKLAHOMA CITY	L	103	111	3-5	1-8	4-13	11,977	Mayo	30	Mayo	Durant	30
Dec 3	at Atlanta	L	95	105	3-5	1-9	4-14	12,088	Warrick	20	Gay	Johnson	26
Dec 5	L.A. CLIPPERS	W	91	83	4-5	1-9	5-14	10,484	Gay	25	Millicic	B. Davis	23
Dec 6	at New Orleans	L	87	106	4-5	1-10	5-15	16,822	Gasol	21	Gasol	Paul	21
Dec 8	HOUSTON	W	109	97	5-5	1-10	6-15	10,691	Gay	20	Gasol	Artest, Scola	16
Dec 10	at Oklahoma City	W	108	102	5-5	2-10	7-15	18,009	Gay	22	Gasol, Gay, Warrick	Durant	28
Dec 12	CHICAGO	W	103	96	6-5	2-10	8-15	17,132	Gay	29	Millicic	Gordon	26
Dec 14	MIAMI	W	102	86	7-5	2-10	9-15	12,271	Mayo	28	Gasol	Beasley	20
Dec 16	NEW ORLEANS	L	84	91	7-6	2-10	9-16	10,231	Gay	28	Gasol	Paul, West	18
Dec 19	CHARLOTTE	L	83	112	7-7	2-10	9-17	17,869	Gay	17	Gasol	Diaw	26
Dec 22	L.A. LAKERS	L	96	105	7-8	2-10	9-18	17,456	Gay	23	Millicic	Bryant	36
Dec 23	at Dallas	L	82	100	7-8	2-11	9-19	20,200	Warrick	17	Gay	Nowitzki	21
Dec 26	INDIANA	W	108	105	8-8	2-11	10-19	12,346	Warrick	21	Mayo	Daniels	28
Dec 27	at San Antonio	L	103	106 <sup>OT</sup>	8-8	2-12	10-20	18,797	Mayo	29	Gay	Parker	32
Dec 29	at Minnesota	L	98	108 <sup>OT</sup>	8-8	2-13	10-21	12,207	Mayo	23	Warrick	Jefferson	38
Dec 30	PHOENIX	L	89	101	8-9	2-13	10-22	14,471	Warrick	25	Gasol	Barbosa	28
Jan 2	SAN ANTONIO	L	80	91	8-10	2-13	10-23	12,597	Warrick	16	Gasol	Duncan	21
Jan 4	DALLAS	W	102	82	9-10	2-13	11-23	11,731	Mayo	21	Gay, Warrick	Nowitzki	28
Jan 6	MINNESOTA	L	87	94	9-11	2-13	11-24	10,156	Warrick	22	Mayo	Foye	23
Jan 7	at New Jersey	L	89	100	9-11	2-14	11-25	11,552	Mayo	26	Gasol	Carter	25
Jan 9	at Toronto	L	82	103	9-11	2-15	11-26	18,486	Gay	22	Arthur	Bosh	32
Jan 13	CLEVELAND	L	87	102	9-12	2-15	11-27	15,121	Lowry	25	Gasol	James	30
Jan 16	UTAH	L	91	101	9-13	2-15	11-28	10,422	Mayo	23	Gasol	Williams	27
Jan 19	DETROIT	L	79	87	9-14	2-15	11-29	17,483	Gay, Mayo	15	Gasol	Iverson	27
Jan 21	at Charlotte	L	86	101	9-14	2-16	11-30	11,249	Gay	26	Gasol	Beal	25
Jan 23	at New York	L	88	108	9-14	2-17	11-31	18,391	Gay	20	Gay	Lee	19
Jan 24	NEW JERSEY	L	88	99	9-15	2-17	11-32	12,817	Mayo	23	Gasol	Carter	23
Jan 27	DENVER	L	85	100	9-16	2-17	11-33	11,338	Mayo	19	Warrick	Billups	29
Jan 28	at Oklahoma City	L	102	114 <sup>OT</sup>	9-16	2-18	11-34	18,450	Gay	25	Gasol, Gay	Durant	35
Jan 31	L.A. LAKERS	L	98	115	9-17	2-18	11-35	18,119	Gay	23	Arthur, Warrick	Bryant	25
Feb 2	at Washington	W	113	97	9-17	3-18	12-35	11,442	Mayo	33	Gasol	Jamison	29
Feb 4	HOUSTON	W	104	93	10-17	3-18	13-35	10,109	Mayo	32	Conley, Gay	McGrady	31
Feb 6	L.A. CLIPPERS	L	105	126	10-18	3-18	13-36	10,912	Gay	26	Gasol, Gay, Mayo	Randolph	25
Feb 7	TORONTO	W	78	70	11-18	3-18	14-36	11,498	Mayo, Warrick	16	Five players tied	Calderon	18
Feb 9	NEW ORLEANS	W	85	80	12-18	3-18	15-36	10,896	Mayo	22	Mayo	Stojakovic	23
Feb 11	at Philadelphia	L	87	91	12-18	3-19	15-37	12,812	Warrick	31	Gasol	Miller	24
Feb 17	at Utah	L	99	117	12-18	3-20	15-38	19,911	Gay, Mayo	18	Millicic	Miles	24
Feb 18	at Portland	L	90	94	12-18	3-21	15-39	20,385	Gay	20	Gasol	Roy	24
Feb 20	SACRAMENTO	L	106	115	12-19	3-21	15-40	15,036	Mayo	24	Conley	Martin	33
Feb 24	at Cleveland	L	79	94	12-19	3-22	15-41	20,562	Gay, Warrick	13	Gasol	Gibson	19
Feb 25	at Indiana	L	99	104	12-19	3-23	15-42	13,211	Gasol	22	Gasol	Ford, Jack	20
Feb 28	OKLAHOMA CITY	L	92	99	12-20	3-23	15-43	10,074	Gasol	20	Gasol	Green	27
Mar 3	at L.A. Lakers	L	89	99	12-20	3-24	15-44	18,997	Gasol, Mayo	17	Gasol	Bryant	31
Mar 4	at L.A. Clippers	W	118	95	12-20	4-24	16-44	13,813	Gay	35	Gasol, Gay	Thornnton	25
Mar 7	PHILADELPHIA	L	105	110	12-21	4-24	16-45	14,458	Conley	31	Gasol	Iguodala	24
Mar 8	at Houston	L	83	93	12-21	4-25	16-46	16,179	Gay	21	Arthur	Yao	24
Mar 11	at Minnesota	L	79	104	12-21	4-26	16-47	12,443	Mayo	18	Millicic	Gomes	24
Mar 13	at Boston	L	92	102	12-21	4-27	16-48	18,624	Gay	26	Gasol	Powe	30
Mar 15	at Detroit	W	89	84	12-21	5-27	17-48	22,076	Conley	20	Millicic	McDyess	19
Mar 16	PORTLAND	L	92	103	12-22	5-27	17-49	11,417	Mayo	21	Gay	Aldridge	22
Mar 18	DENVER	L	109	111	12-23	5-27	17-50	11,087	Gay	30	Gasol	Anthony	35
Mar 20	at New Orleans	L	84	96	12-23	5-28	17-51	17,837	Gay	23	Gasol, Millicic	Paul	32
Mar 21	BOSTON	L	87	105	12-24	5-28	17-52	18,119	Warrick	20	Buckner	Davis	24
Mar 23	at Miami	L	82	94	12-24	5-29	17-53	18,654	Mayo	21	Gasol	Wade	27
Mar 27	at Sacramento	W	113	95	12-24	6-29	18-53	12,987	Gasol	27	Gay	Martin	31
Mar 28	at Portland	L	66	86	12-24	6-30	18-54	20,680	Mayo	12	Conley, Haddadi	Roy	21
Mar 30	at Golden State	W	114	109	12-24	7-30	19-54	18,471	Mayo	24	Haddadi	Ellis	29
Apr 1	WASHINGTON	W	112	107	13-24	7-30	20-54	10,013	Gay	25	Gasol	Butler	31
Apr 3	DALLAS	W	107	102	14-24	7-30	21-54	15,126	Gay	27	Gay	Nowitzki	35
Apr 4	at Milwaukee	W	107	102	14-24	8-30	22-54	18,717	Gay	26	Gasol	Jefferson	24
Apr 7	PORTLAND	L	93	96	14-25	8-30	22-55	10,089	Mayo	31	Arthur	Roy	24
Apr 8	at Orlando	L	78	81	14-25	8-31	22-56	17,461	Gay	18	Gasol	Turkoglu	20
Apr 10	PHOENIX	W	106	89	15-25	8-31	23-56	15,908	Gay, Mayo	20	Arthur, Warrick	Armundson, Richardson	13
Apr 12	at L.A. Lakers	L	75	92	15-25	8-32	23-57	18,997	Mayo	20	Gasol	Bynum	18
Apr 13	at Phoenix	L	110	119	15-25	8-33	23-58	18,422	Gay, Warrick	26	Warrick	O'Neal	19
Apr 15	ATLANTA	W	98	90	16-25	8-33	24-58	12,736	Mayo	26	Arthur	Murray	29

INTRO

PLAYERS

OWNERSHIP

FRONT OFFICE

MEDIA

COMMUNITY INVESTMENT

HISTORY

PLAYOFFS

REVIEW

OPONENTS

NBA



## 2007-2008 Memphis Grizzlies (22-60)



**Back Row, standing (L-R):** Gordon Chiesa, Drew Graham, Mark Price, Jason Biles, Andy Greer, Brian Cardinal, Hakim Warrick, Kwame Brown, Darko Milicic, Jason Collins, Rudy Gay, Andre Brown, Johnny Davis, Ron DuBois, David Joergler, Mike Curtis.

**Front Row, sitting (L-R):** Mike Miller, Juan Carlos Navarro, Mike Conley, Marc Iavaroni, Kyle Lowry, Javaris Crittenton, Casey Jacobsen.

Player	--Field Goals--						--3-Point FG--			--Free Throws--			--Rebounds--					Dq	Stl	TO	Blk	Pts	Avg
	G	GS	Min	FG	FGA	Pct	FG	FGA	Pct	FT	FTA	Pct	Off	Def	Tot	Ast	PF						
Gay	81	81	3000	625	1355	.461	134	387	.346	248	316	.785	140	359	499	158	230	6	111	190	79	1632	20.1
Gasol	39	39	1433	279	557	.501	4	15	.267	176	215	.819	94	248	342	116	85	0	16	80	56	738	18.9
Miller	70	70	2474	414	824	.502	155	359	.432	164	212	.774	51	416	467	240	145	3	35	182	16	1147	16.4
Warrick	75	30	1754	328	653	.502	13	48	.271	183	260	.704	123	233	356	53	156	1	36	85	28	852	11.4
Navarro	82	30	2117	308	766	.402	156	432	.361	124	146	.849	34	176	210	177	94	0	48	134	1	896	10.9
Lowry	82	9	2089	256	592	.432	36	140	.257	243	348	.698	41	209	250	296	185	1	92	127	22	791	9.6
Conley	53	46	1381	189	442	.428	30	91	.330	90	123	.732	21	118	139	222	85	1	44	89	2	498	9.4
Crittendon	28	0	508	72	180	.400	9	34	.265	53	76	.697	20	69	89	33	35	0	12	33	2	206	7.4
Stoudamire	29	29	624	77	194	.397	36	94	.383	21	26	.808	14	57	71	112	46	0	19	50	0	211	7.3
Milicic	70	64	1663	219	500	.438	0	1	.000	67	121	.554	127	297	424	58	185	1	32	101	114	505	7.2
Swift	35	4	549	93	177	.525	0	2	.000	52	81	.642	46	83	129	22	74	0	10	39	36	238	6.8
Jones	9	2	137	14	36	.389	3	13	.231	9	10	.900	10	17	27	11	17	0	5	5	2	40	4.4
Kinsey	11	0	96	16	38	.421	3	7	.429	5	6	.833	3	9	12	2	11	0	3	3	0	40	3.6
K. Brown	15	1	204	19	39	.487	0	0	---	14	34	.412	20	37	57	17	24	0	6	14	4	52	3.5
Cardinal	37	1	440	43	126	.341	25	81	.309	13	19	.684	26	70	96	22	62	0	10	23	2	124	3.4
A. Brown	33	1	286	39	78	.500	0	0	---	22	49	.449	37	55	92	8	38	0	7	14	4	100	3.0
Collins	31	3	488	30	59	.508	0	1	.000	20	38	.526	29	60	89	6	84	1	12	25	17	80	2.6
Jacobsen	53	0	547	39	115	.339	16	72	.222	13	17	.765	12	53	65	20	34	0	5	16	1	107	2.0
Richardson	3	0	15	0	6	.000	0	2	.000	0	0	---	0	1	1	1	2	0	0	1	0	0	0.0
GRIZZLIES	82		19805	3060	6737	.454	620	1779	349	1517	2097	.723	848	2567	3415	1574	1592	14	503	1251	386	8257	100.7
OPPONENTS	82		19805	3394	7076	.480	591	1625	364	1387	1791	.774	932	2721	3653	1963	1842	12	711	1096	403	8766	106.9

## Quick Facts

- The Memphis Grizzlies finish with a 22-60 record for the second consecutive season, placing fifth in the Southwest Division.
- The club makes a franchise-best 620 three-point field goals.
- Rudy Gay** finishes runner-up to **Hedo Turkoglu** for the NBA Most Improved Player Award, posting 20.1 points per game while recording the NBA's highest scoring average increase from the previous season (9.3).
- Gay also set a then Memphis franchise record for total points in a single season (1,632).
- Gay competes in the 2008 Sprite Slam Dunk Contest during All-Star weekend in New Orleans.
- Juan Carlos Navarro's** 156 three-pointers made rank second most in a single season by an NBA rookie, and finish just two behind the then all-time record held by **Kerry Kittles**.
- On Feb. 1, the Grizzlies trade the franchise's all-time leading scorer **Pau Gasol** to the Los Angeles Lakers in exchange for **Kwame Brown**, **Javaris Crittenton**, **Aaron McKie**, the draft rights to brother **Marc Gasol**, two future first round picks and cash considerations.

## NBA Statistical Rankings

Category	Memphis	Opponents
Points per game	100.7 10th	106.9 28th
Field Goal Pct.	.454 15th	.480 30th
Free Throw Pct.	.723 26th	.774 29th
3-Pt. Field Goal Pct.	.349 22nd	.364 18th
Offensive Rebounds Per Game	10.34 22nd	11.37 21st
Defensive Rebounds Per Game	31.30 11th	33.18 28th
Rebounds Per Game	41.65 18th	44.55 27th

Category	Memphis	Opponents
Assists Per Game	19.20 28th	23.94 28th
Steals Per Game	6.13 28th	8.67 30th
Turnovers Per Game	15.26 28th	13.37 22nd
Blocks Per Game	4.71 17th	4.91 18th
Personal Fouls Per Game	19.41 3rd	22.46 6th
Disqualifications	14 T-21st	12 T-15th
Points Per Game Differential	-6.2 24th	



## 2007-2008 Game by Game

Date	Opponent	Mem	Opp	Hm	Rd	Tot	Atten	Grizzlies Top Scorer	Grizzlies Top Rebounder	Opponent Top Scorer				
Oct 31	SAN ANTONIO	L	101	104	0-1	0-0	0-1	17,538	Gasol	22	Miller	10	Ginobili	30
Nov 3	INDIANA	L	111	121	0-2	0-0	0-2	14,878	Lowry	19	Gasol, Miller	10	Dunleavy	27
Nov 7	at Seattle	W	105	98	0-2	1-0	1-2	10,761	Gay	25	Gasol, Gay, Millicic	10	Wilcox	21
Nov 9	at Portland	L	98	110	0-2	1-1	1-3	18,112	Gay	31	Millicic	10	Aldridge	30
Nov 10	at Utah	L	94	118	0-2	1-2	1-4	19,771	Gay	18	Miller	12	Boozier	31
Nov 13	HOUSTON	W	105	99	1-2	1-2	2-4	12,398	Gasol	26	Lowry	8	McGrady	41
Nov 14	at Milwaukee	L	99	102	1-2	1-3	2-5	13,462	Gay	26	Millicic	13	Redd	31
Nov 16	NEW ORLEANS	L	118	120 <sup>on</sup>	1-3	1-3	2-6	13,271	Navarro	28	Miller	9	West	40
Nov 17	at Dallas	L	105	108	1-3	1-4	2-7	20,385	Miller	23	Miller	7	Jo. Howard	27
Nov 19	SEATTLE	W	125	108	2-3	1-4	3-7	10,863	Swift	24	Gasol, Gay	7	West	17
Nov 21	TORONTO	L	89	95	2-4	1-4	3-8	12,217	Gasol, Miller	16	Gasol, Miller	10	Bosh	22
Nov 23	at San Antonio	L	88	101	2-4	1-5	3-9	18,797	Navarro	16	Gay	7	Duncan	28
Nov 24	WASHINGTON	W	124	118	3-4	1-5	4-9	13,579	Navarro	28	Gasol	9	Jamison	41
Nov 27	at New Jersey	W	110	103	3-4	2-5	5-9	12,092	Gasol	22	Navarro	11	Carter	32
Nov 28	at Toronto	L	91	103	3-4	2-6	5-10	18,906	Navarro	15	Gasol, Jacobson	7	Parker	19
Dec 1	MINNESOTA	W	109	80	4-4	2-6	6-10	12,896	Gay	21	Miller	14	McCants	18
Dec 3	PORTLAND	L	105	106	4-5	2-6	6-11	11,317	Gay, Miller	30	Gasol	15	Roy	26
Dec 5	at Houston	L	92	105	4-5	2-7	6-12	17,723	Gasol	23	Gasol	12	Wells, Yao	24
Dec 7	at New Orleans	L	116	118 <sup>on</sup>	4-5	2-8	6-13	10,386	Gay	31	Gasol	10	Paul	43
Dec 8	at Atlanta	L	78	86	4-5	2-9	6-14	15,658	Gay	17	Gay	11	Smith	25
Dec 11	DETROIT	L	103	113	4-6	2-9	6-15	11,962	Gay	20	Miller	11	Billups	28
Dec 14	L.A. CLIPPERS	L	91	98	4-7	2-9	6-16	10,819	Miller	23	Millicic	12	Kaman, Maggette	23
Dec 15	at Orlando	W	123	119	4-7	3-9	7-16	17,519	Gay	32	Miller	8	Howard	31
Dec 17	GOLDEN STATE	L	117	125	4-8	3-9	7-17	10,549	Gay	32	Swift	8	Jackson	28
Dec 19	SAN ANTONIO	W	88	85	5-8	3-9	8-17	13,260	Miller	31	Gay	9	Ginobili	20
Dec 21	at Detroit	L	67	94	5-8	3-10	8-18	22,076	Gay	18	Gasol	10	Prince	16
Dec 22	PHILADELPHIA	L	97	99	5-9	3-10	8-19	11,541	Gasol	31	Gasol	13	Miller	29
Dec 26	NEW ORLEANS	L	98	116	5-10	3-10	8-20	11,189	Gay, Miller	19	Gasol	8	Paul	40
Dec 28	HOUSTON	L	83	103	5-11	3-10	8-21	15,660	Gasol	23	Miller	9	Yao, Scola	22
Dec 30	at San Antonio	L	87	111	5-11	3-11	8-22	18,797	Gasol	19	Gasol, Gay, Millicic	5	Duncan, Parker	24
Jan 2	at Indiana	W	90	72	5-11	4-11	9-22	10,186	Gasol	30	Gasol	12	Dunleavy	16
Jan 4	at Boston	L	96	100	5-11	4-12	9-23	18,624	Gay	21	Gasol, Millicic, Miller	8	Garnett, Pierce	23
Jan 6	MIAMI	W	101	94	6-11	4-12	10-23	14,581	Gasol	28	Gasol	13	Davis	24
Jan 8	L.A. LAKERS	L	101	117	6-12	4-12	10-24	14,981	Miller	19	Gasol	12	Fisher	26
Jan 10	at Sacramento	L	113	116	6-12	4-13	10-25	12,493	Gay	31	Gay, Millicic, Warrick	7	Salmons	28
Jan 11	at Golden State	L	104	116	6-12	4-14	10-26	19,224	Gasol	43	Gasol	11	Ellis	27
Jan 13	at L.A. Lakers	L	99	100	6-12	4-15	10-27	18,997	Miller	27	Gasol	18	Bryant	37
Jan 15	CLEVELAND	L	124	132 <sup>on</sup>	6-13	4-15	10-28	13,871	Gay	30	Gasol	12	James	51
Jan 18	SEATTLE	W	124	100	7-13	4-15	11-28	13,451	Miller	25	Jones	13	Durant	22
Jan 19	at Charlotte	L	87	105	7-13	4-16	11-29	15,848	Gasol	28	Gay	9	Richardson	38
Jan 21	CHICAGO	W	104	90	8-13	4-16	12-29	18,119	Gay, Miller	24	Gasol, Gay, Miller	10	Gordon	25
Jan 23	ORLANDO	L	85	112	8-14	4-16	12-30	10,212	Gay	20	Gasol	11	Turkoglu	26
Jan 25	at Washington	L	93	104	8-14	4-17	12-31	17,123	Miller	21	Miller	9	Jamison	24
Jan 26	L.A. CLIPPERS	W	125	120 <sup>on</sup>	9-14	4-17	13-31	11,072	Gay	34	Gay	12	Maggette	35
Jan 28	DALLAS	L	84	103	9-15	4-17	13-32	11,672	Gay	18	Gasol, Lowry, Millicic	5	Jo. Howard	26
Jan 30	DENVER	L	102	106	9-16	4-17	13-33	12,043	Gay	30	Millicic	16	Iverson	32
Feb 2	UTAH	L	91	110	9-17	4-17	13-34	12,407	Gay	15	Millicic	12	Boozier	19
Feb 5	MILWAUKEE	L	97	102	9-18	4-17	13-35	10,749	Miller	32	Millicic	12	Williams	32
Feb 8	at Dallas	L	81	92	9-18	4-18	13-36	20,315	Gay	18	Gay	12	Nowitzki	21
Feb 9	at New Orleans	L	99	112	9-18	4-19	13-37	17,231	Gay	26	Millicic	7	West	33
Feb 12	SACRAMENTO	W	107	94	10-18	4-19	14-37	10,161	Warrick	24	Warrick	13	Martin	33
Feb 13	at Philadelphia	L	88	102	10-18	4-20	14-38	12,026	Gay, Warrick	23	Warrick	8	Iguodala	29
Feb 19	at Seattle	L	101	108	10-18	4-21	14-39	11,391	Gay	23	Collins	10	Watson	26
Feb 20	at L.A. Clippers	L	86	100	10-18	4-22	14-40	16,117	Gay	21	Millicic	8	Maggette	30
Feb 22	DALLAS	L	83	98	10-19	4-22	14-41	16,245	Gay	18	K. Brown, Warrick	9	Nowitzki	27
Feb 24	at Cleveland	L	89	109	10-19	4-23	14-42	20,562	Warrick	21	Warrick	9	James	25
Feb 26	PHOENIX	L	113	127	10-20	4-23	14-43	13,482	Gay	36	Warrick	11	Nash, Stoudemire	25
Feb 29	at Houston	L	95	116	10-20	4-24	14-44	18,105	Crittendon	22	Millicic, Warrick	8	McGrady	25
Mar 1	UTAH	L	92	113	10-21	4-24	14-45	13,232	Gay	20	Warrick	13	Boozier	18
Mar 4	at Chicago	L	97	112	10-21	4-25	14-46	21,725	Lowry	24	Warrick	10	Deng, Gooden	21
Mar 5	NEW JERSEY	W	100	93	11-21	4-25	15-46	10,218	Warrick	25	Millicic	11	Jefferson	22
Mar 8	BOSTON	L	89	119	11-22	4-25	15-47	18,119	Warrick	15	Warrick	5	R. Allen	23
Mar 11	at Phoenix	L	111	132	11-22	4-26	15-48	18,422	Gay	20	Gay	8	Stoudemire	29
Mar 12	at Denver	L	86	108	11-22	4-27	15-49	17,318	Navarro	16	Miller	9	Martin	23
Mar 15	at Golden State	L	107	110	11-22	4-28	15-50	19,596	Warrick	23	Miller	13	Jackson	21
Mar 17	CHARLOTTE	W	98	80	12-22	4-28	16-50	10,971	Navarro	21	Miller	13	Anderson	17
Mar 19	at Minnesota	L	94	98	12-22	4-29	16-51	12,666	Gay	25	Warrick	11	Jefferson	29
Mar 21	at New York	W	120	106	12-22	5-29	17-51	19,763	Miller	34	Warrick	10	Crawford	22
Mar 22	SACRAMENTO	W	117	111	13-22	5-29	18-51	11,151	Gay	24	Millicic	10	Martin	29
Mar 24	DENVER	L	106	120	13-23	5-29	18-52	12,317	Gay	30	Miller	14	Smith	27
Mar 26	at Sacramento	L	106	107 <sup>on</sup>	13-23	5-30	18-53	13,433	Warrick	26	Crittendon, Millicic	9	Martin	36
Mar 28	at L.A. Lakers	W	114	111	13-23	6-30	19-53	18,997	Gay	28	Miller	12	Bryant	53
Mar 29	at L.A. Clippers	L	97	110	13-23	6-31	19-54	18,125	Gay	23	Millicic	9	Thornon	39
Mar 31	ATLANTA	L	99	116	13-24	6-31	19-55	10,281	Gay	29	Crittendon	8	Smith	26
Apr 2	NEW YORK	W	130	114	14-24	6-31	20-55	10,013	Crittendon	23	Crittendon	9	Randolph	27
Apr 4	GOLDEN STATE	L	86	117	14-25	6-31	20-56	11,463	Gay	23	Gay, Millicic, Miller	7	Biedrins	21
Apr 6	at Minnesota	W	113	101	14-25	7-31	21-56	16,764	Miller	34	Miller	10	Gomes	19
Apr 8	PHOENIX	L	113	127	14-26	7-31	21-57	13,987	Gay	36	Gay	8	Stoudemire	28
Apr 11	at Miami	W	96	91	14-26	8-31	22-57	19,017	Lowry, Warrick	17	A. Brown	11	Barron	22
Apr 12	MINNESOTA	L	105	114	14-27	8-31	22-58	14,873	Conley	25	A. Brown	18	McCants	23
Apr 15	at Portland	L	91	113	14-27	8-32	22-59	19,980	Warrick	17	Warrick	14	Jones	20
Apr 16	at Denver	L	111	120	14-27	8-33	22-60	17,892	Lowry	22	A. Brown	13	Iverson	21

INTRO

PLAYERS

OWNERSHIP

FRONT  
OFFICE

MEDIA

COMMUNITY  
INVESTMENT

HISTORY

PLAYOFFS

REVIEW

OPINIONS

NBA



## 2006-2007 Memphis Grizzlies (22-60)



**Back Row, L-R:** Scott Adubato, Paul Cormier, Lionel Hollins, Mitchell Anderson, Brian Cardinal, Rudy Gay, Stromile Swift, Pau Gasol, Hakim Warrick, Lawrence Roberts, Mike Miller, Alexander Johnson, Yusuf Boyd, Drew Graham, Mike Curtis. **Front Row, L-R:** Kyle Lowry, Dahntay Jones, Damon Stoudamire, Tony Barone, Sr., Chucky Atkins, Tarence Kinsey, Junior Harrington.

Player	--Field Goals--					--3-Point FG--		--Free Throws--			--Rebounds--						Pts	Avg					
	G	GS	Min	FG	FGA	Pct	FG	FGA	Pct	FT	FTA	Pct	Off	Def	Tot	Ast			PF	Dq	Stl	TO	Blk
Gasol	59	59	2133	462	858	.538	3	11	.273	299	400	.748	149	432	581	201	137	0	29	162	126	1226	20.8
Miller	70	69	2740	465	1010	.460	202	498	.406	161	203	.793	52	326	378	298	138	0	54	179	18	1293	18.5
Atkins	75	23	2064	310	715	.434	116	306	.379	252	311	.810	18	121	139	346	136	2	50	127	4	988	13.2
Warrick	82	43	2152	373	712	.524	0	8	.000	299	388	.771	130	290	420	75	232	3	43	161	30	1045	12.7
Gay	78	43	2103	321	760	.422	52	143	.364	152	209	.727	93	255	348	100	192	3	71	140	74	846	10.8
Swift	54	18	1029	161	346	.465	0	5	.000	97	134	.724	85	165	250	17	146	2	30	69	62	419	7.8
Kinsey	48	12	967	139	304	.457	13	46	.283	78	98	.796	29	68	97	41	57	0	53	46	1	369	7.7
Stoudamire	62	51	1501	171	437	.391	59	175	.337	66	83	.795	31	108	139	299	95	0	47	101	2	467	7.5
D. Jones	78	25	1671	220	461	.477	5	12	.417	138	174	.793	47	106	153	68	192	2	39	92	22	583	7.5
Lowry	10	0	175	14	38	.368	3	8	.375	25	28	.893	12	19	31	32	20	0	14	12	1	56	5.6
E. Jones	29	14	561	57	151	.377	22	74	.297	25	34	.735	14	47	61	33	54	1	22	23	2	161	5.6
Harrington	29	8	543	57	137	.416	7	26	.269	31	46	.674	12	56	68	89	79	0	21	52	5	152	5.2
Roberts	54	18	969	94	208	.452	0	2	.000	95	131	.725	101	160	261	30	133	2	36	36	13	283	5.2
Cardinal	28	1	313	42	85	.494	18	44	.409	25	27	.926	13	46	59	31	42	0	22	23	1	127	4.5
Johnson	59	19	753	91	169	.538	0	0	---	78	118	.661	50	131	181	17	137	5	25	47	35	260	4.4
Tsakalidis	23	7	258	20	50	.400	0	0	---	14	24	.583	24	40	64	2	34	0	7	21	11	54	2.3
Padgett	7	0	33	1	7	.143	0	4	.000	0	2	.000	5	4	9	0	2	0	1	1	0	2	0.3
Conroy	3	0	17	0	0	---	0	0	---	0	0	---	1	1	2	1	0	0	0	0	0	0	0.0
GRIZZLIES	82		19980	2998	6448	.465	500	1362	.367	1835	2410	.761	866	2375	3241	1680	1827	20	564	1343	407	8331	101.6
OPPONENTS	82		19980	3287	6761	.486	576	1480	.389	1603	2113	.759	965	2483	3448	2062	1992	26	681	1253	450	8753	106.7

## Quick Facts

- The Memphis Grizzlies end their season 22-60, fifth in the Southwest Division.
- The Grizzlies score a franchise-record 144 points in a 144-135 victory on Jan. 3 vs. Golden State, also setting the franchise record for most combined points (279) in a single game.
- Memphis averages a then club-record 101.6 points per game and shoot a then franchise-best 46.5 percent from the field.
- **Mike Miller** makes a team-record 202 three-point field goals.
- **Pau Gasol** shoots a then franchise-best 53.8 percent from the field.
- Miller pours in a franchise-high 45 points on Feb. 21 at Golden State.
- Head Coach **Mike Fratello** is relieved of his coaching duties on Dec. 28, and **Tony Barone, Sr.** is named interim head coach.
- **Rudy Gay** is named to the T-Mobile NBA All-Rookie First Team, finishing third in the NBA Rookie of the Year voting behind Brandon Roy and Andrea Bargnani after averaging 10.8 points and 4.5 rebounds in 78 games.
- Gay is named NBA Western Conference T-Mobile Rookie of the Month for the month of November 2007.
- Gasol becomes the Grizzlies' all-time franchise leader in points scored when he registers his 7,809th career point on March 7 at Toronto.

## NBA Statistical Rankings

Category	Memphis		Opponents		Category	Memphis		Opponents	
Points per game	101.6	6th	106.7	29th	Assists Per Game	20.49	T-19th	25.15	29th
Field Goal Pct.	.465	8th	.486	30th	Steals Per Game	6.88	23rd	8.30	30th
Free Throw Pct.	.761	13th	.759	22nd	Turnovers Per Game	16.38	26th	15.28	11th
3-Pt. Field Goal Pct.	.367	7th	.389	30th	Blocks Per Game	4.96	13th	5.49	30th
Offensive Rebounds Per Game	10.56	23rd	11.77	23rd	Personal Fouls Per game	22.28	16th	24.29	2nd
Defensive Rebounds Per Game	28.96	23rd	30.28	19th	Disqualifications	2.0	T-25th	26	3rd
Rebounds Per Game	39.52	26th	42.05	21st	Points Per Game Differential	-5.1	30th		



## 2006-2007 Game by Game

Date	Opponent	Mem	Opp	Hm	Rd	Tot	Atten	Grizzlies Top Scorer	Grizzlies Top Rebounder	Opponent Top Scorer
Nov 1	NEW YORK	L 117	118 (OT)	0-1	0-0	0-1	17,113	Atkins	25 Warrick	12 Richardson
Nov 3	CHARLOTTE	W 96	83	1-1	0-0	1-1	13,787	Miller	27 Roberts	11 Morrison
Nov 4	at Detroit	L 86	95	1-1	0-1	1-2	22,076	Warrick	21 Gay	9 Hamilton
Nov 7	HOUSTON	L 80	86	1-2	0-1	1-3	14,173	Swift	15 Roberts	8 Yao
Nov 11	at Phoenix	L 87	96	1-2	0-2	1-4	18,422	Atkins	20 Gay	9 Stoudemire
Nov 12	at L.A. Lakers	L 81	91	1-2	0-3	1-5	18,997	Miller	21 Miller	13 Bryant
Nov 15	at Sacramento	L 111	115	1-2	0-4	1-6	17,317	Atkins	27 Roberts, Miller	8 Bibby
Nov 17	DALLAS	L 103	115	1-3	0-4	1-7	16,727	Warrick	26 Warrick	8 Nowitzki
Nov 18	at Dallas	L 84	89	1-3	0-5	1-8	20,535	Gay	23 Gay	7 Nowitzki
Nov 20	ORLANDO	W 95	86	2-3	0-5	2-8	13,147	Warrick	26 Warrick	10 Howard
Nov 21	at Cleveland	L 94	97	2-3	0-6	2-9	20,562	Atkins	17 Miller, Swift	6 Gooden
Nov 24	WASHINGTON	W 95	80	3-3	0-6	3-9	15,067	Warrick	18 Swift	10 Butler
Nov 25	at Houston	L 76	85	3-3	0-7	3-10	16,707	Warrick	12 Gay	8 Yao
Nov 28	at Denver	W 108	96	3-4	1-7	4-10	12,435	Warrick	25 Swift	11 Anthony
Nov 29	at L.A. Clippers	L 90	105	3-3	1-8	4-11	15,829	Warrick	22 Roberts, Swift	8 Mobley
Dec 2	MIAMI	L 97	98	3-4	1-8	4-12	18,119	Miller	22 Miller	8 Wade
Dec 4	at New York	L 90	98	3-4	1-9	4-13	15,233	Warrick	19 Warrick	7 Curry
Dec 6	at Boston	W 98	96	3-4	2-9	5-13	15,649	Atkins	19 Roberts, Miller	7 Pierce
Dec 8	at Milwaukee	L 94	100	3-4	2-10	5-14	14,836	Warrick	31 Warrick	13 Patterson
Dec 9	L.A. CLIPPERS	L 82	89	3-5	2-10	5-15	14,509	Miller	19 Miller	13 Brand
Dec 11	at New Jersey	L 92	105	3-5	2-11	5-16	12,111	Atkins	26 Miller	8 Carter
Dec 13	PORTLAND	L 79	85	3-6	2-11	5-17	13,221	Miller	20 Johnson	7 Randolph
Dec 15	ATLANTA	L 88	97	3-7	2-11	5-18	14,463	Atkins	18 Miller	9 Pachulia
Dec 16	at Miami	L 90	98	3-7	2-12	5-19	19,600	Miller, Warrick	20 Johnson	9 Wade
Dec 18	SEATTLE	W 134	126 (OT)	4-7	2-12	6-19	12,423	Miller	29 Miller	11 Lewis
Dec 20	at San Antonio	L 98	105	4-7	2-13	6-20	18,797	Miller	22 Miller	8 Duncan
Dec 22	at NO/Okla. City	W 97	100 (OT)	4-7	2-14	6-21	18,097	Gasol	28 Gasol	9 M. Jackson
Dec 23	UTAH	L 97	100	4-8	2-14	6-22	14,793	Miller	28 Miller	5 Boozler
Dec 26	at Washington	L 101	116	4-8	2-15	6-23	18,778	Johnson	23 Johnson	10 Arenas
Dec 27	MILWAUKEE	L 96	112	4-9	2-15	6-24	14,914	Gasol	29 Gasol	7 Redd, Bogut
Dec 30	TORONTO	W 110	104	5-9	2-15	7-24	15,119	Miller	27 Swift	14 Peterson
Dec 31	at Houston	L 109	111	5-9	2-16	7-25	18,124	Miller	32 Swift	9 McGrady
Jan 3	GOLDEN STATE	W 144	135	6-9	2-16	8-25	12,176	Miller	33 Gasol	13 Barnes
Jan 5	BOSTON	L 119	128	6-10	2-16	8-26	15,263	Miller, Gasol	24 Gasol	7 Szczepiak
Jan 7	SAN ANTONIO	L 96	110	6-11	2-16	8-27	15,227	Gasol	24 Miller	8 Ginobili
Jan 9	L.A. LAKERS	W 128	118	7-11	2-16	9-27	16,651	Miller, Gasol	25 Gasol	13 Bryant
Jan 12	MINNESOTA	L 110	116	7-12	2-16	9-28	16,119	Miller	23 Gasol	5 Garnett
Jan 13	at Chicago	L 66	111	7-12	2-17	9-29	22,104	Gasol	16 Gasol	13 Gordon
Jan 15	PHOENIX	L 122	137	7-13	2-17	9-30	18,119	Miller	25 Gasol	9 Stoudemire
Jan 17	PHILADELPHIA	W 118	102	8-13	2-17	10-30	14,681	Miller	30 Gasol	12 Korver
Jan 20	at L.A. Clippers	L 91	112	8-13	2-18	10-31	17,672	Gasol	27 Gasol	7 Brand
Jan 22	at Denver	L 98	115	8-13	2-19	10-32	19,155	Gasol	23 Gasol	17 Anthony
Jan 24	at Utah	W 132	130 (OT)	8-13	3-19	11-32	19,714	Atkins	29 Gasol	13 Boozler
Jan 26	at San Antonio	L 96	112	8-13	3-20	11-33	18,332	Warrick	27 Warrick	7 Duncan
Jan 27	PORTLAND	L 132	135 (OT)	8-14	3-20	11-34	15,211	Miller	28 Gasol	14 Randolph
Jan 29	SACRAMENTO	W 124	117	9-14	3-20	12-34	12,396	Gasol	34 Roberts	14 Bibby
Jan 31	DALLAS	L 94	95	9-15	3-20	12-35	14,762	Miller	32 Gasol	13 Nowitzki
Feb 3	INDIANA	L 110	116	9-16	3-20	12-36	16,163	Gasol	30 Gasol	9 Tinsley, O'Neal
Feb 6	HOUSTON	L 90	98	9-17	3-20	12-37	12,496	Gasol	30 Gasol	13 McGrady
Feb 7	at Dallas	L 97	113	9-17	3-21	12-38	20,263	Gasol	29 Johnson	10 Nowitzki
Feb 9	MINNESOTA	W 105	97 (OT)	10-17	3-21	13-38	15,963	Gay	19 Gasol	17 Blount
Feb 10	at NO/Okla. City	L 99	114	10-17	3-22	13-39	17,139	Gasol	21 Gasol	11 Paul
Feb 13	NO/OKLA. CITY	W 108	104	11-17	3-22	14-39	10,641	Miller	22 Gasol	15 Mason
Feb 14	at Indiana	L 104	114	11-17	3-23	14-40	10,037	Gay	31 Gasol	13 O'Neal
Feb 20	at Seattle	L 105	121	11-17	3-24	14-41	16,006	Miller	20 Gasol	12 Lewis
Feb 21	at Golden State	L 115	118 (OT)	11-17	3-25	14-42	16,967	Miller	45 Gasol	14 Jackson
Feb 23	at Portland	W 103	102	11-17	4-25	15-42	14,875	Gasol	23 Roberts, Warrick	7 Randolph
Feb 26	DENVER	L 107	111	11-18	4-25	15-43	14,736	Miller, Gasol	21 Gasol	11 Anthony
Feb 28	UTAH	L 88	104	11-19	4-25	15-44	15,117	Gasol	28 Gasol	13 Harpring
Mar 2	at Philadelphia	L 112	117 (OT)	11-19	4-26	15-45	16,314	Gasol	31 Gasol	13 Igoudala, Korver
Mar 3	DETROIT	L 89	92	11-20	4-26	15-46	17,191	Miller	24 Gasol	15 Billups
Mar 7	at Toronto	L 87	94	11-20	4-27	15-47	16,940	Miller	19 Gay	11 Bosh
Mar 9	at Atlanta	L 105	106	11-20	4-28	15-48	12,257	Miller	29 Swift	13 Smith
Mar 10	at Charlotte	W 115	107	11-20	5-28	16-48	17,106	Gasol	31 Gasol	15 Felton
Mar 12	NEW JERSEY	L 102	113	11-21	5-28	16-49	12,165	Gasol	19 Swift	10 Carter
Mar 14	CLEVELAND	L 96	118	11-22	5-28	16-50	14,561	Gay	24 Gasol	10 James
Mar 17	CHICAGO	W 104	103	12-22	5-28	17-50	14,793	Miller	25 Miller	12 Gordon
Mar 20	NO/OKLA. CITY	L 103	114	12-23	5-28	17-51	10,916	Gasol	28 Gasol	10 West
Mar 22	L.A. LAKERS	L 119	121	12-24	5-28	17-52	16,107	Gasol	35 Gasol	15 Bryant
Mar 24	at Utah	L 108	118	12-24	5-29	17-53	19,911	D. Jones	26 Gasol	10 Boozler
Mar 26	at Phoenix	L 87	105	12-24	5-30	17-54	18,422	Gasol	21 Gasol	10 Bell
Mar 27	at L.A. Lakers	W 88	86	12-24	6-30	18-54	18,997	Kinsey	24 Gasol	16 Bryant
Mar 29	at Portland	W 96	92	12-24	7-30	19-54	15,618	Kinsey	20 Warrick	10 Randolph
Mar 30	at Seattle	L 93	120	12-24	7-31	19-55	16,469	Warrick	26 Warrick	11 Collision, Petro
Apr 1	at Golden State	L 117	122	12-24	7-32	19-56	17,198	Gasol	23 Gasol, Warrick	9 Richardson
Apr 3	PHOENIX	L 111	116	12-25	7-32	19-57	14,863	Gasol	23 Warrick	16 Stoudemire
Apr 6	GOLDEN STATE	L 104	116	12-26	7-32	19-58	14,087	Kinsey	28 Gasol	11 Davis
Apr 7	at Orlando	L 89	116	12-26	7-33	19-59	17,233	Atkins	18 Gasol, Warrick	8 Howard
Apr 10	SACRAMENTO	L 100	112	12-27	7-33	19-60	11,393	D. Jones	20 Gasol	9 Bibby
Apr 14	DENVER	W 133	118	13-27	7-33	20-60	18,119	Kinsey, Atkins	28 Warrick	11 Anthony
Apr 16	SAN ANTONIO	W 101	91	14-27	7-33	21-60	13,345	Gasol	25 Gasol	15 Finley, White
Apr 18	at Minnesota	W 116	94	14-27	8-33	22-60	14,977	Gasol	25 Gasol	16 Foye

INTRO

PLAYERS

OWNERSHIP

FRONT OFFICE

MEDIA

COMMUNITY INVESTMENT

HISTORY

PLAYOFFS

REVIEW

OPINIONS

NBA





## 2005-2006 Memphis Grizzlies (49-33)



**Back Row, L-R:** Lionel Hollins, Scott Adubato, Jason Hamm, Mitchell Anderson, Eric Musselman, Mike Miller, Hakim Warrick, Lorenzen Wright, Jake Tsakalidis, Pau Gasol, Lawrence Roberts, Brian Cardinal, Shane Battier, Yusuf Boyd, Scott McCullough, Mike Curtis, Charles Sweeney, Dana Davis. **Front Row, L-R:** Eddie Jones, Anthony Roberson, Bobby Jackson, Mike Fratello, Chuckie Atkins, Antonio Burks, Dahntay Jones.

Player	--Field Goals--						--3-Point FG--			--Free Throws--			--Rebounds--											
	G	GS	Min	FG	FGA	Pct	FG	FGA	Pct	FT	FTA	Pct	Off	Def	Tot	Ass	PF	Dq	Stl	TO	Blk	Pts	Avg	
Gasol	80	80	3135	600	1194	.503	3	12	.250	425	617	.689	191	522	713	371	184	1	46	235	153	1628	20.4	
Miller	74	9	2268	354	760	.466	138	339	.407	168	210	.800	42	355	397	200	173	4	52	140	27	1014	13.7	
E. Jones	75	75	2437	292	722	.404	133	374	.356	168	215	.781	35	244	279	177	201	2	131	93	27	885	11.8	
Stoudamire	27	27	862	114	287	.397	36	104	.346	53	62	.855	23	72	95	128	49	0	19	55	1	317	11.7	
Atkins	43	39	1161	160	399	.401	64	182	.352	107	132	.811	11	64	75	129	94	3	29	57	2	491	11.4	
Jackson	71	15	1775	286	748	.382	129	332	.389	107	146	.733	44	179	223	195	155	2	61	101	1	808	11.4	
Battier	81	81	2839	303	621	.488	65	165	.394	147	208	.707	164	265	429	136	223	3	92	90	114	818	10.1	
Wright	78	58	1689	194	406	.478	0	2	.000	66	117	.564	142	253	395	48	201	0	52	67	46	454	5.8	
Tsakalidis	51	19	732	100	165	.606	0	0	---	57	87	.655	78	134	212	13	107	1	14	39	32	257	5.0	
Warrick	68	2	724	101	228	.443	0	0	---	76	115	.661	43	101	144	30	113	0	14	56	21	278	4.1	
D. Jones	71	4	967	109	263	.414	3	21	.143	60	93	.645	20	84	104	39	108	1	38	50	15	281	4.0	
Cardinal	36	0	402	46	111	.414	13	29	.448	19	27	.704	11	44	55	33	65	0	23	27	0	124	3.4	
Roberson	16	0	88	14	31	.452	5	10	.500	2	2	1.000	0	6	6	5	6	0	1	3	0	35	2.2	
Burks	57	1	570	51	144	.354	1	6	.167	10	23	.435	4	33	37	76	45	0	20	36	0	113	2.0	
Roberts	33	0	181	20	44	.455	0	2	.000	11	23	.478	26	23	49	5	30	0	8	5	2	51	1.5	
Thomas	3	0	25	2	2	1.000	0	0	---	0	0	---	0	0	0	1	3	0	0	2	1	4	1.3	
GRIZZLIES	82		19855	2746	6125	.448	590	1578	.374	1476	2077	.711	834	2379	3213	1586	1757	17	600	1134	442	7558	92.2	
OPPONENTS	82		19855	2691	6172	.436	408	1223	.334	1465	1942	.754	927	2404	3331	1605	1867	14	597	1213	456	7255	88.5	

## Quick Facts

- The Memphis Grizzlies wrap up the season with a 49-33 record (third in the Southwest Division), making the NBA Playoffs for the third consecutive year.
- Dallas sweeps Memphis, 4-0, in the first round of the 2006 NBA Playoffs.
- The Grizzlies hold their opponents to an NBA-low 88.5 points per game.
- Forward **Mike Miller** is named NBA Sixth Man of the Year after averaging 13.7 points, 5.4 rebounds and 2.7 assists in 74 games.
- Memphis shoots a franchise-best 37.4 percent from three-point range.
- Pau Gasol** becomes the first NBA All-Star in franchise history and grabs a game-high 12 rebounds.
- Gasol is named Western Conference Player of the Week twice (games played Feb. 27-March 2 and March 20-26).
- Gasol becomes the franchise's all-time leading rebounder on March 24 at New York, pulling down his 3,072nd rebound in a Grizzlies uniform.
- Gasol ties a franchise record by scoring 30-plus points in three consecutive games from March 24-28.

## NBA Statistical Rankings

Category	Memphis	Opponents	Category	Memphis	Opponents
Points per game	92.2	27th	Assists Per Game	19.34	22nd
Field Goal Pct.	.448	20th	Steals Per Game	7.32	10th
Free Throw Pct.	.711	27th	Turnovers Per Game	13.83	8th
3-Pt. Field Goal Pct.	.374	8th	Blocks Per Game	5.39	T-8th
Offensive Rebounds Per Game	10.17	25th	Personal Fouls Per game	21.43	7th
Defensive Rebounds Per Game	29.01	T-21st	Disqualifications	17	T-11th
Rebounds Per Game	39.18	28th	Points Per Game Differential	+3.7	6th





## 2005-2006 Game by Game

Date	Opponent	Mem	Opp	Hm	Rd	Tot	Atten	Grizzlies Top Scorer	Grizzlies Top Rebounder	Opponent Top Scorer	
Nov 2	MIAMI	L	78	97	0-1	0-0	18,119	Gasol	26	Walker	
Nov 4	at Orlando	W	94	85	0-1	1-0	14,942	E. Jones	25	Francis	
Nov 5	CLEVELAND	W	113	106	1-1	1-0	17,368	Gasol	29	Wright	
Nov 8	SEATTLE	W	94	69	2-1	1-0	14,319	Gasol	20	Wright	
Nov 9	at Boston	L	98	99	2-1	1-1	15,086	E. Jones	20	Gasol, Miller	
Nov 11	at Cleveland	L	70	89	2-1	1-2	16,554	E. Jones	15	E. Jones, Jackson, Roberts	
Nov 12	at Atlanta	W	85	84	2-1	2-2	15,949	Battier	22	Gasol	
Nov 14	L.A. LAKERS	W	85	73	3-1	2-2	16,671	Gasol	20	Wright	
Nov 16	at Phoenix	W	115	103	3-1	3-2	15,808	Stoudamire	26	Battier	
Nov 19	at Utah	W	80	72	3-1	4-2	16,356	Miller	18	Miller, Wright	
Nov 20	at Denver	L	83	99	3-1	4-3	16,072	Gasol	24	Gasol	
Nov 22	PORTLAND	L	87	95	3-2	4-3	15,455	Battier	21	Gasol	
Nov 25	HOUSTON	W	86	81	4-2	4-3	18,119	Battier	20	Wright	
Nov 26	at Dallas	W	112	92	4-2	5-3	9-5	20,135	Gasol	36	Gasol
Nov 30	at Toronto	W	92	66	4-2	6-3	10-5	14,993	Stoudamire	19	Gasol
Dec 2	ORLANDO	W	91	69	5-2	6-3	11-5	13,913	Miller	25	Gasol
Dec 3	at Houston	W	90	75	5-2	7-3	12-5	17,135	Stoudamire	24	Wright
Dec 6	NO/OKLAHOMA CITY	W	89	73	6-2	7-3	13-5	13,271	Gasol	29	Gasol
Dec 9	DALLAS	L	83	90	6-3	7-3	13-6	17,176	Miller	19	Gasol, Miller
Dec 10	at Indiana	L	66	80	6-3	7-4	13-7	16,043	Battier	13	Gasol
Dec 14	L.A. LAKERS	L	79	94	6-4	7-4	13-8	16,591	Miller	21	Gasol
Dec 17	PHOENIX	W	91	87	7-4	7-4	14-8	16,375	Gasol, Miller	14	Miller
Dec 19	DETROIT	L	104	106 <sup>am</sup>	7-5	7-4	14-9	16,897	Gasol	32	Gasol
Dec 21	PORTLAND	W	89	79	8-5	7-4	15-9	14,231	Gasol	26	Gasol
Dec 23	CHICAGO	W	95	77	9-5	7-4	16-9	15,917	Miller	27	Gasol
Dec 26	at Utah	L	102	105 <sup>am</sup>	9-5	7-5	16-10	18,545	Gasol	32	Gasol
Dec 28	at L.A. Lakers	W	100	99 <sup>am</sup>	9-5	8-5	17-10	18,997	Stoudamire	25	Miller
Dec 30	at Portland	W	93	90	9-5	9-5	18-10	13,697	Miller	23	Gasol, Battier
Dec 31	at Seattle	W	100	96	9-5	10-5	19-10	16,567	Gasol	22	Gasol
Jan 3	GOLDEN STATE	W	104	94	10-5	10-5	20-10	14,697	E. Jones	23	Gasol, Battier, Wright
Jan 6	UTAH	W	87	65	11-5	10-5	21-10	17,019	Gasol	27	Gasol
Jan 7	at Chicago	L	82	111	11-5	10-6	21-11	20,378	Burks	18	Gasol
Jan 10	SACRAMENTO	W	99	85	12-5	10-6	22-11	14,081	Gasol	27	Miller
Jan 13	NEW JERSEY	W	81	69	13-5	10-6	23-11	17,221	Miller	18	Miller
Jan 14	at San Antonio	L	79	80	13-5	10-7	23-12	18,797	Gasol	26	E. Jones
Jan 16	SAN ANTONIO	L	83	93	13-6	10-7	23-13	18,119	Gasol	25	Gasol
Jan 18	at NO/OKlahoma City	L	79	87	13-6	10-8	23-14	14,554	Miller	21	E. Jones
Jan 20	at Philadelphia	L	86	89 <sup>am</sup>	13-6	10-9	23-15	18,010	E. Jones	22	Wright
Jan 22	at Washington	W	93	82	13-6	11-9	24-15	14,914	Miller	30	Five players tied
Jan 24	at Miami	L	82	94	13-6	11-10	24-16	19,600	Jackson	22	Gasol
Jan 25	MINNESOTA	W	107	87	14-6	11-10	25-16	16,813	Gasol	30	Gasol, Battier
Jan 27	at Detroit	L	89	95	14-6	11-11	25-17	22,076	Gasol	31	Gasol
Jan 28	NO/OKLAHOMA CITY	L	86	95	14-7	11-11	25-18	16,228	Gasol	25	Gasol
Jan 30	HOUSTON	W	86	77	15-7	11-11	26-18	16,371	Atkins	19	Gasol
Feb 1	DALLAS	L	80	81	15-8	11-11	26-19	15,817	Gasol	26	Gasol
Feb 4	at Milwaukee	L	78	88	15-8	11-12	26-20	17,894	Gasol	19	Gasol
Feb 7	at Sacramento	L	96	104	15-8	11-13	26-21	17,317	Jackson	24	Battier
Feb 8	at Phoenix	L	102	108	15-8	11-14	26-22	17,801	Jackson	17	Battier
Feb 10	at L.A. Clippers	L	87	91	15-8	11-15	26-23	17,182	Gasol, Battier	16	Tsakalidis
Feb 11	at L.A. Lakers	W	100	99	15-8	12-15	27-23	18,997	Gasol	31	Gasol
Feb 13	at Golden State	W	81	79	15-8	13-15	28-23	17,023	Gasol	23	Gasol
Feb 15	SACRAMENTO	W	84	78	16-8	13-15	29-23	14,541	Gasol	24	Wright
Feb 21	TORONTO	W	94	88	17-8	13-15	30-23	15,855	Gasol	21	Battier
Feb 23	at Dallas	L	87	97	17-8	13-16	30-24	19,912	Jackson, Gasol	18	Jackson, Miller, Battier
Feb 24	SAN ANTONIO	L	80	83	17-9	13-16	30-25	18,119	Gasol	21	Gasol
Feb 26	at Minnesota	L	99	105	17-9	13-17	30-26	16,298	Gasol	23	Warrick
Feb 27	WASHINGTON	W	108	98	18-9	13-17	31-26	12,981	Gasol	39	Gasol
Mar 1	NEW YORK	W	101	99	19-9	13-17	32-26	14,678	Gasol	23	Gasol
Mar 5	at L.A. Clippers	W	102	86	19-9	14-17	33-26	16,796	Miller	20	Miller
Mar 6	at Denver	L	101	115	19-9	14-18	33-27	15,242	Jackson	22	Jackson, D. Jones
Mar 8	at Seattle	W	99	74	19-9	15-18	34-27	15,521	Gasol	21	Tsakalidis
Mar 10	at Sacramento	L	93	105	19-9	15-19	34-28	17,317	Gasol	26	Gasol
Mar 12	PHILADELPHIA	L	91	94	19-10	15-19	34-29	17,776	Tsakalidis	17	Tsakalidis
Mar 14	BOSTON	W	93	76	20-10	15-19	35-29	14,271	Tsakalidis	19	Tsakalidis
Mar 17	DENVER	W	116	102	21-10	15-19	36-29	17,222	Miller	41	Atkins
Mar 19	UTAH	W	90	84	22-10	15-19	37-29	14,116	Atkins	20	Gasol
Mar 21	INDIANA	W	105	75	23-10	15-19	38-29	14,063	Gasol	23	Gasol
Mar 23	L.A. CLIPPERS	W	95	85	24-10	15-19	39-29	13,872	E. Jones	23	Miller
Mar 24	at New York	W	91	75	24-10	16-19	40-29	19,763	Gasol	36	Wright
Mar 26	CHARLOTTE	W	102	95	25-10	16-19	41-29	17,328	Gasol	33	Gasol
Mar 28	SEATTLE	L	97	98	25-11	16-19	41-30	14,691	Gasol	44	Wright
Mar 29	at New Jersey	L	74	86	25-11	16-20	41-31	16,455	Gasol	21	Gasol
Mar 31	at NO/OKlahoma City	L	102	107	25-11	16-21	41-32	18,817	Jackson	26	Battier
Apr 2	ATLANTA	W	98	87	26-11	16-21	42-32	14,463	Atkins	19	Gasol
Apr 4	GOLDEN STATE	W	100	75	27-11	16-21	43-32	14,891	Atkins	22	Tsakalidis
Apr 7	MILWAUKEE	W	100	90	28-11	16-21	44-32	16,463	Gasol	33	Gasol
Apr 9	at San Antonio	L	81	83	28-11	16-22	44-33	18,797	Tsakalidis	15	Battier
Apr 11	MINNESOTA	W	92	76	29-11	16-22	45-33	15,571	Gasol	19	Gasol
Apr 12	at Charlotte	W	96	88	29-11	17-22	46-33	16,439	E. Jones	16	Battier
Apr 15	at Houston	W	93	81	29-11	18-22	47-33	16,958	Miller	25	Gasol
Apr 18	L.A. CLIPPERS	W	101	95	30-11	18-22	48-33	17,214	Tsakalidis	18	Tsakalidis
Apr 19	at Minnesota	W	102	92 <sup>am</sup>	30-11	19-22	49-33	15,934	Cardinal	18	Roberts

INTRO

PLAYERS

OWNERSHIP

FRONT OFFICE

MEDIA

COMMUNITY INVESTMENT

HISTORY

PLAYOFFS

REVIEW

OPPONENTS

NBA



## 2004-2005 Memphis Grizzlies (45-37)



**Back Row, L-R:** Eric Musselman, Mike Fratello, Lionel Hollins, John Welch, Mitchell Anderson, Ryan Humphrey, Stromie Swift, Pau Gasol, Jake Tsakalidis, Lorenzen Wright, Shane Battier, Brian Cardinal, James Posey, Scott McCullough, Yusuf Boyd, Mike Curtis, T.J. Zanin, Dana Davis. **Front Row, L-R:** Bonzi Wells, Antonio Burks, Jason Williams, Mike Miller, Earl Watson, Dahntay Jones, Andre Emmett.

Player	--Field Goals--						--3-Point FG--			--Free Throws--			--Rebounds--												
	G	GS	Min	FG	FGA	Pct	FG	FGA	Pct	FT	FTA	Pct	Off	Def	Tot	Ast	PF	Dq	Stl	TO	Blk	Pts	Avg		
Gasol	56	53	1790	357	695	.514	1	6	.167	282	367	.768	130	280	410	135	146	1	37	137	93	997	17.8		
Miller	76	51	2278	387	766	.505	140	323	.433	108	150	.720	36	264	300	220	197	2	54	127	23	1022	13.4		
Wells	69	19	1489	272	617	.441	36	104	.346	141	188	.750	49	180	229	80	165	0	85	90	27	721	10.4		
Williams	71	68	1952	266	644	.413	107	330	.324	80	101	.792	19	103	122	399	91	0	75	130	5	719	10.1		
Swift	60	14	1279	219	488	.449	0	4	.000	166	219	.758	92	181	273	43	182	0	41	90	92	604	10.1		
Battier	80	72	2516	271	613	.442	70	177	.395	180	228	.789	158	255	413	126	201	2	91	75	77	792	9.9		
Wright	80	77	2287	320	683	.469	0	3	.000	131	198	.662	177	436	613	87	251	1	58	100	69	771	9.6		
Cardinal	58	16	1433	160	432	.370	44	125	.352	158	181	.873	63	162	225	114	172	3	88	83	19	522	9.0		
Posey	50	18	1382	127	356	.357	55	178	.309	96	111	.865	45	174	219	88	134	0	48	69	23	405	8.1		
Watson	80	14	1808	236	554	.426	52	163	.319	91	138	.659	35	129	164	359	184	0	83	167	19	615	7.7		
Jones	52	7	649	83	190	.437	23	60	.383	44	64	.688	11	58	69	21	81	0	13	29	11	233	4.5		
Burks	24	0	219	28	60	.467	3	11	.273	14	19	.737	1	11	12	28	25	0	13	12	1	73	3.0		
Humphrey	35	0	317	42	103	.408	0	2	.000	18	37	.486	50	37	87	6	35	0	10	23	1	102	2.9		
Tsakalidis	31	1	278	32	64	.500	0	---	14	18	.778	21	35	56	10	42	0	3	12	16	7	78	2.5		
Emmett	8	0	28	2	6	.333	0	---	3	5	.600	0	2	2	0	4	0	0	1	0	0	7	0.9		
GRIZZLIES	82		19705	2802	6271	.447	531	1486	.357	1526	2024	.754	887	2307	3194	1716	1910	9	699	1197	476	7661	93.4		
OPPONENTS	82		19705	2684	6215	.432	426	1215	.351	1679	2179	.771	993	2387	3380	1633	1853	15	612	1303	476	7473	91.1		

## Quick Facts

- The Memphis Grizzlies make the playoffs for the second consecutive season with a 45-37 record, despite playing under three different head coaches.
- On Nov. 25, 2004, Grizzlies Head Coach **Hubie Brown** resigns and **Lionel Hollins** is named interim head coach for the second time.
- Mike Fratello** is named head coach for the remainder of the season on Dec. 2.
- Phoenix sweeps Memphis 4-0 in the first round of the 2005 NBA Playoffs.
- The Grizzlies go 8-1 during the month of April, including a 5-0 home record, setting a franchise-record for best winning percentage and best record at home for a month.
- Mike Miller** shoots a club-record 43.3 percent from beyond the arc.

## NBA Statistical Rankings

Category	Memphis	Opponents
Points per game	93.4 23rd	91.1 4th
Field Goal Pct.	.447 16th	.432 6th
Free Throw Pct.	.754 19th	.771 27th
3-Pt. Field Goal Pct.	.357 12th	.351 11th
Offensive Rebounds Per Game	10.82 T-25th	12.11 20th
Defensive Rebounds Per Game	28.13 28th	29.11 8th
Rebounds Per Game	38.95 30th	41.22 11th

Category	Memphis	Opponents
Assists Per Game	20.93 20th	19.91 6th
Steals Per Game	8.52 5th	7.46 16th
Turnovers Per Game	14.60 19th	15.89 4th
Blocks Per Game	5.80 5th	5.80 29th
Personal Fouls Per game	23.29 22nd	22.60 17th
Disqualifications	9 4th	15 T-15th
Points Per Game Differential	+2.3 8th	



## 2004-2005 Game by Game

Date	Opponent	Mem	Opp	Hm	Rd	Tot	Atten	Grizzlies Top Scorer	Grizzlies Top Rebounder	Opponent Top Scorer
Nov 3	WASHINGTON	L	91	103	0-1	0-0	18,119	Wells	Gasol	Jamison
Nov 5	HOUSTON	L	81	89	0-2	0-0	18,119	Gasol	Wright	McGrady
Nov 6	at Dallas	L	88	112	0-2	0-1	19,796	Gasol	Swift	Finley
Nov 9	at Houston	L	87	90	0-2	0-2	0-4	11,568	Swift	Howard
Nov 10	L.A. LAKERS	W	110	87	1-2	0-2	1-4	18,119	Gasol	Bryant
Nov 12	GOLDEN STATE	W	96	67	2-2	0-2	2-4	17,086	Gasol	Najera
Nov 14	at Seattle	L	113	118	2-2	0-3	2-5	12,302	Gasol	Allen
Nov 17	at Portland	W	101	82	2-2	1-3	3-5	14,176	Wells	Randolph
Nov 19	at Sacramento	L	105	107	2-2	1-4	3-6	17,317	Swift	Webster
Nov 20	at Golden State	W	100	87	2-2	2-4	4-6	16,164	Swift	Murphy
Nov 22	SAN ANTONIO	W	93	90	3-2	2-4	5-6	16,127	Wells	Duncan
Nov 24	SEATTLE	L	84	93	3-3	2-4	5-7	15,542	Battier	Lewis
Nov 26	at Minnesota	L	90	115	3-3	2-5	5-8	17,985	Miller	Garnett
Nov 27	DALLAS	L	85	98	3-4	2-5	5-9	18,119	Miller	Nowitzki
Nov 30	SACRAMENTO	L	93	98	3-5	2-5	5-10	14,192	Miller	Stojakovic
Dec 1	at New York	L	82	90	3-5	2-6	5-11	17,858	Wells	Marbury
Dec 3	PHILADELPHIA	W	94	86	4-5	2-6	6-11	16,806	Gasol	Iverson
Dec 4	at Orlando	L	91	96	4-5	2-7	6-12	14,518	Gasol	Hill
Dec 7	NEW YORK	W	96	88	5-5	2-7	7-12	15,241	Watson	Crawford
Dec 8	at Atlanta	W	97	89	5-5	3-7	8-12	7,271	Gasol	Walker
Dec 10	at Miami	L	84	92	5-5	3-8	8-13	19,600	Wright	Wade
Dec 11	DETROIT	W	72	68	6-5	3-8	9-13	18,119	Gasol	R. Wallace
Dec 13	CLEVELAND	L	86	92	6-6	3-8	9-14	15,516	Gasol	Wright
Dec 15	CHICAGO	L	88	96	6-7	3-8	9-15	14,163	Gasol	Curry
Dec 17	NEW JERSEY	W	89	84	7-7	3-8	10-15	18,119	Williams	Jefferson
Dec 19	at L.A. Clippers	W	92	82	7-7	4-8	11-15	16,297	Gasol	Maggette
Dec 20	at L.A. Lakers	W	82	72	7-7	5-8	12-15	18,997	Battier	Butler
Dec 22	at Golden State	L	99	109	7-7	5-9	12-16	15,389	Posey	Richardson
Dec 23	at Phoenix	L	102	109	7-7	5-10	12-17	17,422	Miller	Stoudemire
Dec 27	L.A. CLIPPERS	W	96	76	8-7	5-10	13-17	15,273	Gasol	Maggette
Dec 29	BOSTON	W	117	109	9-7	5-10	14-17	18,119	Gasol	LaFrentz
Jan 1	at Minnesota	W	104	95	9-7	6-10	15-17	16,577	Gasol	Garnett
Jan 3	UTAH	W	92	82	10-7	6-10	16-17	14,293	Gasol	Booczer
Jan 6	at Detroit	W	101	79	10-7	7-10	17-17	22,076	Wells	Hamilton
Jan 7	NEW ORLEANS	W	84	76	11-7	7-10	18-17	15,317	Gasol	B. Davis
Jan 11	INDIANA	L	85	86	11-8	7-10	18-18	16,171	Gasol	O'Neal
Jan 14	at Charlotte	W	109	89	11-8	10-11	19-18	17,447	Gasol	Okafor
Jan 15	MILWAUKEE	W	101	82	12-8	8-10	20-18	17,539	Williams	Redd
Jan 17	HOUSTON	W	99	80	13-8	8-10	21-18	18,119	Swift	McGrady
Jan 19	at Phoenix	W	88	79	13-8	9-10	22-18	18,422	Wells	Richardson
Jan 21	at Denver	L	82	92	13-8	9-11	22-19	18,056	Wright	Boykins
Jan 22	at Utah	W	110	94	13-8	10-11	23-19	19,707	Gasol	Okur
Jan 25	ORLANDO	W	95	83	14-8	10-11	24-19	16,173	Swift	Francis, Hill
Jan 26	at Cleveland	L	111	114	14-8	10-12	24-20	17,057	Miller	Gooden, James
Jan 29	ATLANTA	W	84	83	15-8	10-12	25-20	18,119	Williams	Harrington
Jan 31	at New Orleans	W	98	91	15-8	11-12	26-20	11,610	Swift, Wright	Dickau
Feb 1	PHOENIX	W	108	97	16-8	11-12	27-20	16,637	Williams	Johnson
Feb 3	L.A. CLIPPERS	L	103	106	16-9	11-12	27-21	14,697	Miller	Simmons
Feb 8	MINNESOTA	W	108	96	17-9	11-12	28-21	16,169	Swift, Wright	Garnett
Feb 9	at Philadelphia	W	98	95	17-9	12-12	29-21	14,499	Jones	Iverson
Feb 11	PORTLAND	W	88	82	18-9	12-12	30-21	18,119	Swift	Randolph
Feb 13	at Indiana	L	73	76	18-9	12-13	30-22	17,290	Wright	Jackson
Feb 16	at Boston	L	88	90	18-9	12-14	30-23	13,078	Swift	Pierce
Feb 23	at Washington	L	83	93	18-9	12-15	30-24	15,705	Miller	Arenas
Feb 25	DENVER	L	94	97 <sup>PH</sup>	18-10	12-15	30-25	18,119	Cardinal	Boykins
Feb 26	at San Antonio	W	84	82	18-10	13-15	31-25	18,797	Wright	Duncan
Mar 1	GOLDEN STATE	W	99	97	19-10	13-15	32-25	14,209	Battier	Richardson
Mar 4	TORONTO	W	86	75	20-10	13-15	33-25	18,119	Battier	Rose
Mar 7	at L.A. Clippers	W	105	102	20-10	14-15	34-25	15,754	Wright	Maggette
Mar 8	at Sacramento	L	82	85	20-10	14-16	34-26	17,317	Cardinal	Bibby
Mar 11	at Utah	W	94	82	20-10	15-16	35-26	18,468	Miller	Kirilenko
Mar 12	at Portland	L	66	80	20-10	15-17	35-27	17,553	Wright	Abdur-Rahim
Mar 14	PORTLAND	W	104	83	21-10	15-17	36-27	16,165	Posey	Stoudemire
Mar 16	at New Orleans	W	88	82	21-10	16-17	37-27	14,164	Miller	Nachbar
Mar 18	MINNESOTA	W	88	83	22-10	16-17	38-27	18,119	Williams	Garnett
Mar 20	PHOENIX	L	91	97	22-11	16-17	38-28	18,119	Battier	Johnson
Mar 24	at New Jersey	W	105	96	22-11	17-17	39-28	13,732	Wright, Williams	Carter
Mar 26	NEW ORLEANS	L	85	96	22-12	17-17	39-29	18,119	Cardinal	Smith
Mar 28	at Chicago	L	86	94	22-12	17-18	39-30	21,935	Wells	Curry
Mar 29	SEATTLE	L	99	102	22-13	17-18	39-31	17,256	Gasol	Allen, James
Apr 1	at Milwaukee	W	93	82	22-13	18-18	40-31	14,983	Gasol	Mason
Apr 3	L.A. LAKERS	W	102	82	23-13	18-18	41-31	18,119	Miller	Butler
Apr 5	DENVER	L	91	94	23-14	18-18	41-32	18,119	Gasol	Anthony
Apr 6	at Toronto	W	104	74	23-14	19-18	42-32	14,964	Gasol	Rose
Apr 8	MIAMI	W	97	81	24-14	19-18	43-32	18,119	Miller	Wade
Apr 10	CHARLOTTE	W	102	95	25-14	19-18	44-32	16,953	Battier	Knight
Apr 11	at Dallas	L	89	110	25-14	19-19	44-33	20,044	Wright	Howard
Apr 13	at Houston	L	92	100	25-14	19-20	44-34	17,060	Miller	Yao
Apr 15	at Denver	L	102	111	25-14	19-21	44-35	19,735	Miller	Anthony
Apr 16	at San Antonio	L	75	97	25-14	19-22	44-36	18,797	Gasol	Bowen
Apr 18	SAN ANTONIO	W	94	92	26-14	19-22	45-36	17,183	Miller	Robinson
Apr 20	DALLAS	L	88	108	26-15	19-22	45-37	16,512	Gasol	Howard

INTRO

PLAYERS

OWNERSHIP

FRONT  
OFFICE

MEDIA

COMMUNITY  
INVESTMENT

HISTORY

PLAYOFFS

REVIEW

OPONENTS

NBA





## 2003-2004 Memphis Grizzlies (50-32)



**Back Row, L-R:** Brendan Brown, Hal Wissel, John Welch, Lionel Hollins, Tony Barone, Sr., Ryan Humphrey, Mike Miller, Stromile Swift, Lorenzen Wright, Jake Tsakalidis, Pau Gasol, Bo Outlaw, James Posey, Bonzi Wells, Scott McCullough, Yusuf Boyd, Dana Davis, T.J. Zanin, Mike Curtis. **Front Row, L-R:** Theron Smith, Earl Watson, Jason Williams, Hubie Brown, Shane Battier, Troy Bell, Dahntay Jones.

Player	--Field Goals--						--3-Point FG--			--Free Throws--			--Rebounds--										
	G	GS	Min	FG	FGA	Pct	FG	FGA	Pct	FT	FTA	Pct	Off	Def	Tot	Ass	PF	Dq	Stl	TO	Blk	Pts	Avg
Gasol	78	78	2458	506	1049	.482	4	15	.267	365	511	.714	206	394	600	198	185	1	44	187	132	1381	17.7
Posey	82	82	2451	368	770	.478	112	290	.386	278	335	.830	92	311	403	122	248	5	137	112	40	1126	13.7
Wells	59	17	1468	295	675	.437	21	61	.344	117	156	.750	57	142	199	104	159	2	71	129	16	728	12.3
Miller	65	65	1770	270	616	.438	80	215	.372	102	141	.723	42	174	216	232	162	3	59	107	14	722	11.1
Williams	72	68	2115	290	713	.407	120	364	.330	82	98	.837	25	122	147	492	97	0	92	136	5	782	10.9
Swift	77	10	1528	268	571	.469	1	4	.250	190	262	.725	141	237	378	38	188	4	56	88	118	727	9.4
Wright	65	46	1674	257	586	.439	0	5	.000	96	131	.733	144	301	445	71	192	4	45	77	58	610	9.4
Battier	79	1	1947	242	543	.446	65	186	.349	120	164	.732	102	201	303	101	187	1	101	56	58	669	8.5
Watson	81	14	1669	172	464	.371	26	106	.245	90	138	.652	49	129	178	402	175	3	91	146	19	460	5.7
Person	16	0	284	33	107	.308	11	43	.256	6	8	.750	2	16	18	23	11	0	5	16	2	83	5.2
Outlaw	82	1	1606	159	312	.510	0	4	.000	61	116	.526	125	217	342	90	170	0	73	69	70	379	4.6
Tsakalidis	40	28	533	67	133	.504	0	0	---	36	61	.590	37	91	128	18	79	1	9	23	22	170	4.3
Smith	20	0	178	16	43	.372	6	12	.500	6	8	.750	13	28	41	7	18	0	5	14	5	44	2.2
Bell	6	0	34	4	18	.222	0	4	.000	3	3	1.000	3	1	4	4	6	0	1	6	0	11	1.8
Jones	20	0	154	15	53	.283	1	4	.250	5	11	.455	7	16	23	12	23	0	5	12	6	36	1.8
Humphrey	2	0	11	1	4	.250	0	1	.000	0	0	---	2	1	3	1	3	0	1	2	0	2	1.0
GRIZZLIES	82	19880	2963	6657	.445	.447	1314	340	1557	2143	.727	1047	2381	3428	1915	1903	24	795	1226	565	7930	96.7	
OPPONENTS	82	19880	2859	6550	.436	.369	1091	.338	1643	2150	.764	1099	2508	3607	1674	1891	26	673	1395	461	7730	94.3	

## Quick Facts

- The Memphis Grizzlies post a still-standing franchise-record 50 wins, including a club-high 31 home victories.
- The Grizzlies make their NBA Playoff debut vs. San Antonio, a 4-0 Spurs sweep.
- Memphis improves a team-record 22 games from the previous season.
- The team wins a franchise-best eight consecutive games from Jan. 11-25, 2004.
- **Hubie Brown** is named NBA Coach of the Year on April 21, while **Jerry West** is honored as NBA Executive of the Year on May 18.
- On Dec. 13 vs. New Jersey, the Grizzlies defeat the Nets by a franchise-best 47 points, 110-63.
- The team sets single-season records in total rebounds (3,428) and blocks (565).
- The club records a 25-3 mark when scoring 100-plus points and sets a franchise-record by going 5-0 in overtime games.

## NBA Statistical Rankings

Category	Memphis	Opponents	Category	Memphis	Opponents
Points per game	96.7	7th	Assists Per Game	9.7	5th
Field Goal Pct.	.445	8th	Steals Per Game	9.7	1st
Free Throw Pct.	.727	24th	Turnovers Per Game	14.65	16th
3-Pt. Field Goal Pct.	.340	20th	Blocks Per Game	6.89	2nd
Offensive Rebounds Per Game	12.77	9th	Personal Fouls per game	23.21	27th
Defensive Rebounds Per Game	29.04	25th	Disqualifications	24	27th
Rebounds Per Game	41.8	17th	Points Per Game Differential	+2.2	9th





## 2003-2004 Game by Game

Date	Opponent	Mem	Opp	Hm	Rd	Tot	Atten	Grizzlies Top Scorer	Grizzlies Top Rebounder	Opponent Top Scorer	
Oct 31	BOSTON	L	91	93	0-1	0-0	0-1	16,178	Swift	10 Baker	24
Nov 1	at Houston	W	79	71	0-1	1-0	1-1	13,051	Wright	9 Francis, Yao	19
Nov 3	SAN ANTONIO	W	88	80	1-1	1-0	2-1	12,821	Swift	9 Ginobili, Nesterovic	13
Nov 5	at Portland	L	87	93	1-1	1-1	2-2	14,634	Gasol, Miller	7 Randolph	20
Nov 7	at Phoenix	L	88	96	1-1	1-2	2-3	16,845	Posey	9 Marion	20
Nov 8	at Utah	L	89	96	1-1	1-3	2-4	18,468	Posey	12 Kirilenko	25
Nov 10	L.A. LAKERS	W	105	95	2-1	1-3	3-4	19,351	Gasol	11 O'Neal	25
Nov 12	at Orlando	W	107	97	2-1	2-3	4-4	13,208	Gasol	8 McGrady	36
Nov 15	DALLAS	W	108	101 <sup>(en)</sup>	3-1	2-3	5-4	16,195	Miller	12 Finley, Nowitzki	19
Nov 19	DETROIT	L	92	99	3-2	2-3	5-5	13,340	Miller, Wright	12 Billups	33
Nov 21	at Seattle	W	98	97	3-2	3-3	6-5	13,271	Williams	9 Murray	26
Nov 23	at L.A. Lakers	L	89	121	3-2	3-4	6-6	18,997	Battier	10 Bryant	28
Nov 25	at Sacramento	L	89	109	3-2	3-5	6-7	17,317	Gasol	10 Stojakovic	26
Nov 28	MINNESOTA	L	98	102	3-3	3-5	6-8	16,741	Williams	12 Cassell	25
Nov 29	at Cleveland	W	122	115 <sup>(en)</sup>	3-3	4-5	7-8	18,102	Gasol	12 James	33
Dec 1	at Boston	W	96	89	3-3	5-5	8-8	12,478	Gasol	13 Pierce	26
Dec 3	at New Jersey	W	96	93	3-3	6-5	9-8	13,617	Gasol, Posey	12 Jefferson	30
Dec 5	WASHINGTON	W	92	77	4-3	6-5	10-8	11,737	Gasol	16 Laethner	17
Dec 7	PORTLAND	W	93	79	5-3	6-5	11-8	11,538	Gasol, Miller	12 Randolph	24
Dec 10	ATLANTA	W	103	90	6-3	6-5	12-8	10,527	Miller	10 Terry	19
Dec 12	at Miami	L	88	91	6-3	6-6	12-9	14,429	Posey	8 Odom	29
Dec 13	NEW JERSEY	W	110	63	7-3	6-6	13-9	16,189	Wells	9 Martin	12
Dec 15	at San Antonio	L	67	78	7-3	6-7	13-10	14,524	Wells	8 Duncan	21
Dec 16	SACRAMENTO	W	105	100	8-3	6-7	14-10	11,210	Gasol	13 Stojakovic	27
Dec 19	MIAMI	W	97	83	9-3	6-7	15-10	13,869	Miller	8 Wade	21
Dec 20	at New Orleans	L	89	94	9-3	6-8	15-11	14,320	Wells	11 Davis	25
Dec 22	at Denver	L	99	106	9-3	6-9	15-12	16,155	Gasol	14 Lenard	24
Dec 23	at Sacramento	L	97	114	9-3	6-10	15-13	17,317	Gasol	10 Stojakovic	41
Dec 26	NEW YORK	L	94	98	9-4	6-10	15-14	16,344	Gasol	13 Van Horn	28
Dec 27	at Dallas	L	98	104	9-4	6-11	15-15	20,059	Wells	12 Finley	24
Dec 29	at Indiana	L	86	94	9-4	6-12	15-16	18,345	Gasol	8 O'Neal	20
Dec 30	SEATTLE	L	99	105	9-5	6-12	15-17	15,127	Gasol	11 Lewis	33
Jan 2	UTAH	W	100	88	10-5	6-12	16-17	13,041	Wells	21 Wright	25
Jan 3	ORLANDO	W	112	103	11-5	6-12	17-17	15,722	Gasol, Miller	17 Wright	15
Jan 9	at Seattle	L	116	122	11-5	6-13	17-18	15,408	Posey	10 Lewis	26
Jan 11	at L.A. Clippers	W	108	107 <sup>(en)</sup>	11-5	7-13	18-18	13,618	Swift	9 Jaric	23
Jan 12	at Golden State	W	115	113 <sup>(en)</sup>	11-5	8-13	19-18	13,722	Miller	10 Dampier, Van Exel	23
Jan 15	CHICAGO	W	108	93	12-5	8-13	20-18	12,239	Posey	8 Crawford, Williams	13
Jan 17	at Philadelphia	W	91	87	12-5	9-13	21-18	20,054	Gasol	11 Iverson	30
Jan 19	HOUSTON	W	88	83	13-5	9-13	22-18	18,619	Gasol	11 Francis	23
Jan 21	L.A. LAKERS	W	88	82	14-5	9-13	23-18	19,351	Miller	8 Payton	24
Jan 23	SACRAMENTO	W	109	95	15-5	9-13	24-18	17,119	Miller	14 Divac	17
Jan 25	DENVER	W	106	88	16-5	9-13	25-18	17,284	Wells	6 Anthony	25
Jan 28	PORTLAND	L	76	88	16-6	9-13	25-19	11,472	Wells	11 Randolph	21
Jan 30	UTAH	L	79	85	16-7	9-13	25-20	13,203	Posey	8 Kirilenko	21
Jan 31	at Detroit	L	78	80	16-7	9-14	25-21	22,076	Gasol	10 Hamilton	20
Feb 2	GOLDEN STATE	W	106	101	17-7	9-14	26-21	10,229	Gasol, Wright	8 Richardson	19
Feb 4	at Washington	W	103	101	17-7	10-14	27-21	12,531	Posey	7 Hughes	27
Feb 6	MILWAUKEE	W	105	85	18-7	10-14	28-21	15,433	Gasol	12 Redd	20
Feb 8	at Minnesota	W	99	86	18-7	11-14	29-21	19,179	Gasol	6 Cassell	34
Feb 9	at Denver	L	83	86	18-7	11-15	29-22	15,316	Battier	8 Anthony, Miller	30
Feb 11	L.A. CLIPPERS	W	110	102	19-7	11-15	30-22	11,189	Gasol	10 Brand	24
Feb 17	DALLAS	W	109	92	20-7	11-15	31-22	14,742	Posey	9 Nowitzki	23
Feb 20	PHOENIX	W	97	92	21-7	11-15	32-22	15,710	Posey	10 Stoudemire	24
Feb 21	at Chicago	W	105	98	21-7	12-15	33-22	22,076	Posey	9 Hinrich	25
Feb 23	DENVER	W	109	106	22-7	12-15	34-22	13,423	Gasol	8 Anthony	26
Feb 25	GOLDEN STATE	L	92	99	22-8	12-15	34-23	11,397	Posey	10 Claxton	30
Feb 27	at Milwaukee	L	104	106	22-8	12-16	34-24	18,289	Posey	10 Van Horn	28
Feb 28	NEW ORLEANS	W	97	92	23-8	12-16	35-24	18,373	Posey	9 Davis	24
Mar 1	at San Antonio	W	81	80	23-8	13-16	36-24	16,705	Watson	9 Turkoglu	19
Mar 3	at Portland	W	97	88	23-8	14-16	37-24	16,511	Wells	11 Patterson	19
Mar 6	at L.A. Clippers	W	98	92	23-8	15-16	38-24	15,481	Posey	11 Brand, Maggette	18
Mar 7	at Golden State	W	95	85	23-8	16-16	39-24	15,181	Wells	8 Richardson	17
Mar 9	SAN ANTONIO	W	94	88	24-8	16-16	40-24	15,544	Gasol	11 Parker	24
Mar 12	L.A. CLIPPERS	W	98	89	25-8	16-16	41-24	17,649	Gasol	18 Richardson	25
Mar 13	at Houston	L	80	88	25-8	16-17	41-25	18,157	Swift	7 J. Jackson	20
Mar 16	PHILADELPHIA	W	82	79	26-8	16-17	42-25	18,524	Gasol	10 McKie	22
Mar 18	SEATTLE	L	94	97	26-8	16-17	42-26	14,179	Gasol	15 Allen, Radmanovic	19
Mar 20	INDIANA	W	99	95	27-9	16-17	43-26	16,808	Gasol, Swift	6 O'Neal	28
Mar 23	TORONTO	W	95	86	28-9	16-17	44-26	13,191	Gasol	13 Carter	30
Mar 24	at New York	W	111	97	28-9	17-17	45-26	19,763	Gasol	7 Marbury	23
Mar 26	HOUSTON	W	109	86	29-9	17-17	46-26	19,062	Swift	10 Francis	17
Mar 28	at Toronto	W	94	88	29-9	18-17	47-26	19,088	Gasol	8 Rose	18
Mar 29	at Atlanta	W	136	133 <sup>(en)</sup>	29-9	19-17	48-26	12,665	Posey	11 Jackson	23
Apr 2	PHOENIX	W	109	99	30-9	19-17	49-26	19,351	Posey	9 Stoudemire	31
Apr 4	at Minnesota	L	82	90	30-9	19-18	49-27	19,068	Posey	7 Cassell	36
Apr 5	at Utah	L	81	92	30-9	19-19	49-28	19,911	Posey	6 Gircock	25
Apr 7	CLEVELAND	W	92	74	31-9	19-19	50-28	19,351	Posey	10 Wagner	18
Apr 9	at L.A. Lakers	L	95	103	31-9	19-20	50-29	18,997	Miller	10 Bryant	33
Apr 11	at Phoenix	L	83	89	31-9	19-21	50-30	15,216	Battier	10 Stoudemire	29
Apr 13	at Dallas	L	103	110	31-9	19-22	50-31	20,364	Wells	7 Daniels	30
Apr 14	MINNESOTA	L	90	107	31-10	19-22	50-32	19,351	Gasol	5 Garnett	26

INTRO

PLAYERS

OWNERSHIP

FRONT OFFICE

MEDIA

COMMUNITY INVESTMENT

HISTORY

PLAYOFFS

REVIEW

OPPONENTS

NBA



## 2002-2003 Memphis Grizzlies (28-54)



**Back Row, L-R:** Tony Barone, Sr., John Welch, Brendan Brown, Hal Wissel, Lionel Hollins, Ryan Humphrey, Robert Archibald, Lorenzen Wright, Pau Gasol, Cezary Trybanski, Stromile Swift, Mike Batiste, Mike Miller, Yusuf Boyd, Mike Douglas, T.J. Zanin, Mike Curtis, Scott McCullough. **Front Row, L-R:** Brevin Knight, Chris Owens, Jason Williams, Hubie Brown, Shane Battier, Wesley Person, Earl Watson.

Player	--Field Goals--					--3-Point FG--			--Free Throws--			--Rebounds--					Pts	Avg					
	G	GS	Min	FG	FGA	Pct	FG	FGA	Pct	FT	FTA	Pct	Off	Def	Tot	Ast			PF	Dq	Stl	TO	Bk
Gasol	82	82	2948	569	1116	.510	1	10	.100	416	565	.736	192	528	720	229	220	3	34	213	148	1555	19.0
Miller	16	13	360	77	151	.510	22	44	.500	29	36	.806	6	49	55	31	34	1	6	26	5	205	12.8
Williams	76	76	2407	333	859	.388	143	404	.354	110	131	.840	25	187	212	631	130	0	91	168	10	919	12.1
Gooden	51	29	1329	255	576	.443	14	46	.304	92	132	.697	105	190	295	63	121	1	38	105	22	616	12.1
Wright	70	49	1982	325	716	.454	0	5	.000	147	223	.659	170	358	528	80	209	7	51	110	54	797	11.4
Giricek	49	35	1187	207	478	.433	46	130	.354	88	107	.822	18	90	108	70	104	0	22	94	6	548	11.2
Person	66	44	1941	274	601	.456	100	231	.433	79	97	.814	24	168	192	112	64	0	42	56	19	727	11.0
Battier	78	47	2383	275	569	.483	86	216	.398	120	145	.828	128	217	345	105	207	0	102	68	88	756	9.7
Swift	67	26	1478	235	489	.481	0	2	.000	177	245	.722	114	270	384	45	152	3	55	99	104	647	9.7
Batiste	75	2	1248	197	467	.422	18	81	.222	69	88	.784	82	175	257	52	120	1	42	69	16	481	6.4
Watson	79	2	1366	170	391	.435	31	91	.341	62	86	.721	46	118	164	225	138	0	89	88	14	433	5.5
Dickerson	6	1	87	10	24	.417	4	11	.364	5	5	1.000	1	5	6	8	16	0	5	6	1	29	4.8
Owens	1	0	6	2	3	.667	0	0	---	0	0	---	0	1	0	0	0	0	1	0	0	4	4.0
Knight	55	4	928	97	228	.425	2	8	.250	20	37	.541	15	66	81	233	123	0	69	94	2	216	3.9
Humphrey	13	0	122	12	35	.343	0	0	---	5	11	.455	4	26	30	4	18	0	5	2	2	29	2.2
Archibald	12	0	72	6	20	.300	0	0	---	7	18	.389	6	11	17	3	9	0	0	7	3	19	1.6
Trybanski	15	0	86	5	20	.250	0	0	---	4	10	.400	6	8	14	1	13	0	0	8	6	14	0.9
GRIZZLIES	82		19930	3049	6743	.452	467	1279	.365	1430	1936	.739	943	2466	3409	1892	1678	16	651	1262	500	7995	97.5
OPPONENTS	82		19930	3224	7008	.460	431	1188	.363	1381	1819	.759	1126	2555	3681	1991	1782	21	714	1213	430	8260	100.7

## Quick Facts

- In only their second season in Memphis, the Grizzlies finish with a then club-record 28 wins, ranking sixth in the Midwest Division.
- Hubie Brown** replaces **Sidney Lowe** as head coach eight games into the season on Nov. 12.
- Memphis completes a four-player trade with Orlando, acquiring 2000-01 NBA Rookie of the Year **Mike Miller** and **Ryan Humphrey** and two draft picks in exchange for **Drew Gooden** and **Gordan Giricek** on Feb. 19.
- Jason Williams** ties a franchise record by dishing out 10-plus assists in 4 straight games from March 13-24.
- The Grizzlies lose their first 13 games, the worst start in franchise history.

## NBA Season Rankings

Category	Memphis	Opponents	Category	Memphis	Opponents
Points per game	97.5	8th	Assists Per Game	23.07	6th
Field Goal Pct.	.452	8th	Steals Per Game	7.94	14th
Free Throw Pct.	.739	24th	Turnovers Per Game	15.39	20th
3-Pt. Field Goal Pct.	.365	7th	Blocks Per Game	6.10	4th
Offensive Rebounds Per Game	11.50	20th	Personal Fouls Per game	20.46	6th
Defensive Rebounds Per Game	30.07	15th	Disqualifications	16	17th
Rebounds Per Game	41.57	19th	Points Per Game Differential	-3.2	22nd



## 2002-2003 Game by Game

Date	Opponent	Mem	Opp	Hm	Rd	Tot	Atten	Grizzlies Top Scorer	Grizzlies Top Rebounder	Opponent Top Scorer
Oct 30	DALLAS	L	108	119	0-1	0-0	16,638	Gricek	29 Gasol	10 Nash
Nov 1	at Detroit	L	86	109	0-1	0-1	18,113	Gooden, Gasol	21 Gooden	5 Hamilton
Nov 2	SACRAMENTO	L	99	116	0-2	0-1	17,112	Gasol	20 Gasol, Swift	7 Divac
Nov 4	SAN ANTONIO	L	101	103 <sub>OT</sub>	0-3	0-1	0-4	12,226	22 Battier, Swift	10 Duncan
Nov 6	at Portland	L	88	94	0-3	0-2	0-5	19,067	23 Swift	9 Wallace
Nov 8	at Sacramento	L	91	99	0-3	0-3	0-6	17,317	23 Gooden	10 Stojakovic
Nov 9	at Denver	L	73	84	0-3	0-4	0-7	16,179	21 Gooden	12 White
Nov 11	GOLDEN STATE	L	101	108	0-4	0-4	0-8	10,112	24 Gooden	9 Jamison
Nov 15	MINNESOTA	L	95	99	0-5	0-4	0-9	14,871	25 Swift	9 Garnett
Nov 16	at Chicago	L	93	111	0-5	0-5	0-10	20,653	18 Gooden	7 Marshall, Rose
Nov 19	at Minnesota	L	106	110 <sub>OT</sub>	0-5	0-6	0-11	13,332	14 Swift	8 Garnett
Nov 20	PHILADELPHIA	L	88	95	0-6	0-6	0-12	17,197	21 Gooden	16 Iverson
Nov 22	at San Antonio	L	86	95	0-6	0-7	0-13	16,636	18 Batiste, Watson	6 Duncan
Nov 23	WASHINGTON	W	85	74	1-6	0-7	1-13	19,351	17 Gasol	15 Jordan
Nov 27	SEATTLE	W	117	99	2-6	0-7	2-13	13,729	28 Gooden	8 Lewis
Dec 1	L.A. LAKERS	L	106	112 <sub>OT</sub>	2-7	0-7	2-14	19,351	24 Gooden	10 Bryant
Dec 3	TORONTO	L	87	92	2-8	0-7	2-15	13,213	14 Gasol	10 Carter
Dec 4	at L.A. Lakers	L	91	101	2-8	0-8	2-16	18,512	17 Wright	9 O'Neal
Dec 4	at Phoenix	L	85	98	2-8	0-9	2-17	12,939	18 Gasol	10 Marion
Dec 6	at Utah	L	71	104	2-8	0-10	2-18	17,966	16 Gasol	8 Kienlenko
Dec 8	PHOENIX	W	102	94	3-8	0-10	3-18	12,469	21 Gasol	17 Marbury
Dec 10	at Miami	W	107	96	3-8	1-10	4-18	14,558	25 Gooden	9 Jones
Dec 11	DENVER	W	96	93	4-8	1-10	5-18	11,869	18 Gasol	10 Harvey
Dec 13	HOUSTON	W	114	109 <sub>OT</sub>	5-8	1-10	6-18	15,186	29 Gasol	12 Francis
Dec 14	at Dallas	L	87	104	5-8	1-11	6-19	19,732	17 Swift, Wright	7 Nash
Dec 16	GOLDEN STATE	W	104	91	6-8	1-11	7-19	12,447	18 Wright	12 Jamison
Dec 18	at Washington	L	100	118	6-8	1-12	7-20	20,173	25 Wright	7 Jordan
Dec 20	MILWAUKEE	W	95	84	7-8	1-12	8-20	12,642	23 Gasol	14 Cassell
Dec 22	UTAH	L	74	103	7-9	1-12	8-21	15,478	11 Wright	10 Harpring, Malone
Dec 27	ORLANDO	W	99	86	8-9	1-12	9-21	19,047	18 Gasol	10 McGrady
Dec 31	at Boston	L	89	96	8-9	1-13	9-22	17,080	18 Wright	12 Walker
Jan 3	L.A. CLIPPERS	W	116	111	9-9	1-13	10-22	14,789	31 Gasol, Wright	13 Maggette
Jan 6	NEW ORLEANS	W	106	102	10-9	1-13	11-22	12,809	28 Wright	14 Mashburn
Jan 8	at L.A. Clippers	L	95	103	10-9	1-14	11-23	14,842	23 Gasol, Wright	10 Brand
Jan 10	at Phoenix	L	90	96	10-9	1-15	11-24	15,005	22 Gasol	11 Marbury
Jan 12	at Sacramento	L	98	106	10-9	1-16	11-25	17,317	26 Gasol	12 Stojakovic
Jan 13	at Golden State	W	110	108	10-9	2-16	12-25	11,536	23 Wright	15 Arenas
Jan 15	at Portland	L	92	100	10-9	2-17	12-26	18,114	19 Wright	8 Wallace
Jan 17	at Seattle	L	97	103 <sub>OT</sub>	10-9	2-18	12-27	14,176	21 Gasol	14 Payton
Jan 20	PORTLAND	L	87	99	10-10	2-18	12-28	19,084	22 Wright	9 McInnis
Jan 22	at San Antonio	W	98	93	10-10	3-18	13-28	17,126	28 Gasol	17 Duncan
Jan 23	SACRAMENTO	L	98	104	10-11	3-18	13-29	17,973	24 Gasol	17 Webber
Jan 25	SEATTLE	L	83	95	10-12	3-18	13-30	13,228	25 Wright	12 Radmanovic
Jan 27	HOUSTON	L	95	100	10-13	3-18	13-31	12,352	26 Gooden, Wright	11 Francis
Jan 31	NEW YORK	L	102	108	10-14	3-18	13-32	17,643	32 Gasol, Wright	9 Easley
Feb 2	at Denver	L	78	93	10-14	3-19	13-33	13,274	16 Gasol	11 Howard
Feb 3	at Golden State	L	91	101	10-14	3-20	13-34	10,137	20 Battier	11 Arenas, Murphy
Feb 5	at Utah	L	84	105	10-14	3-21	13-35	19,473	17 Wright	13 Malone
Feb 12	NEW JERSEY	W	97	90	11-14	3-21	14-35	12,486	21 Battier, Gasol, Watson	8 Kidd
Feb 14	DALLAS	L	103	110	11-15	3-21	14-36	15,924	25 Gasol	7 Nowitzki
Feb 16	at Milwaukee	W	101	95	11-15	4-21	15-36	17,193	19 Gasol	11 Allen
Feb 18	INDIANA	W	108	103 <sub>OT</sub>	12-15	4-21	16-36	12,143	24 Gasol	14 Artest, O'Neal
Feb 21	at New Orleans	L	123	125 <sub>OT</sub>	12-15	4-22	16-37	16,591	23 Wright	6 Mashburn
Feb 22	at Houston	L	82	93	12-15	4-23	16-38	13,875	24 Wright	9 Mobley
Feb 24	UTAH	W	103	92	13-15	4-23	17-38	13,317	27 Gasol	9 Malone
Feb 26	at Philadelphia	L	107	111	13-15	4-24	17-39	19,568	32 Gasol	8 Iverson
Feb 28	MIAMI	W	126	116 <sub>OT</sub>	14-15	4-24	18-39	19,351	25 Person	14 C.Buttler, Jones
Mar 1	at Dallas	L	87	114	14-15	4-25	18-40	19,828	25 Swift	9 Nowitzki
Mar 3	BOSTON	L	110	111	14-16	4-25	18-41	13,521	23 Gasol	17 Pierce
Mar 5	DENVER	W	96	86	15-16	4-25	19-41	11,296	24 Swift	10 Hilario, Howard, White
Mar 8	at Cleveland	W	115	89	15-16	5-25	20-41	10,339	27 Swift	10 Davis
Mar 9	at Toronto	W	119	106	15-16	6-25	21-41	19,138	32 Wright	13 Carter
Mar 11	at New York	W	87	85	15-16	7-25	22-41	18,743	20 Swift	14 Harrington
Mar 12	CHICAGO	W	124	95	16-16	7-25	23-41	15,565	27 Gasol	10 Curry
Mar 16	ATLANTA	W	124	92	17-16	7-25	24-41	18,413	22 Swift	16 Robinson
Mar 18	at Minnesota	L	80	96	17-16	7-26	24-42	15,355	18 Wright	8 Garnett
Mar 19	CLEVELAND	W	128	101	18-16	7-26	25-42	12,506	28 Gasol	7 Boozer
Mar 21	at Indiana	L	92	101	18-16	7-27	25-43	15,505	15 Swift	9 O'Neal
Mar 22	at New Jersey	L	99	107	18-16	7-28	25-44	15,340	24 Wright	8 Kittles
Mar 24	at Orlando	W	110	104	18-16	8-28	26-44	13,523	26 Wright	10 McGrady
Mar 26	PHOENIX	L	99	101	18-17	8-28	26-45	14,524	22 Wright	12 Marbury
Mar 28	at Seattle	L	71	95	18-17	8-29	26-46	17,072	13 Wright	15 Allen
Mar 30	at L.A. Clipper	L	100	102	18-17	8-30	26-47	16,225	22 Wright	12 Maggette
Mar 31	at L.A. Lakers	L	94	110	18-17	8-31	26-48	18,997	29 Gasol	15 O'Neal
Apr 2	SAN ANTONIO	L	87	105	18-18	8-31	26-49	12,116	24 Wright	8 Duncan
Apr 4	L.A. LAKERS	L	101	102	18-19	8-31	26-50	19,351	18 Gasol	11 O'Neal
Apr 5	at Atlanta	L	91	97	18-19	8-32	26-51	12,107	25 Gasol	13 Terry
Apr 8	L.A. CLIPPERS	W	111	108	19-19	8-32	27-51	11,618	25 Batiste	11 Maggette
Apr 11	PORTLAND	W	96	93	20-19	8-32	28-51	17,173	19 Swift	11 Randolph
Apr 13	DETROIT	L	107	110 <sub>OT</sub>	20-20	8-32	28-52	15,704	24 Gasol	9 Billups
Apr 15	at Houston	L	86	97	20-20	8-33	28-53	14,704	15 Battier	13 Francis
Apr 16	MINNESOTA	L	87	95	20-21	8-33	28-54	15,478	18 Gasol	14 Garnett

INTRO

PLAYERS

OWNERSHIP

FRONT OFFICE

MEDIA

COMMUNITY INVESTMENT

HISTORY

PLAYERS

REVIEW

OPONENTS

NBA





## 2001-2002 Memphis Grizzlies (23-59)



**Back Row, L-R:** Dana Davis, Scott McCullough, Tom Penn, Billy Knight, Rob Hackett, Dick Versace, Rodney Buford, Shane Battier, Grant Long, Pau Gasol, Lorenzen Wright, Antonis Fotsis, Tony Massenburg, Stromile Swift, Scott Roth, Mitchell Anderson, Bob Staak, Michael Adams, Michael Douglas. **Front Row, L-R:** Brevin Knight, Will Solomon, Jason Williams, Michael Heisley, Sidney Lowe, Nick Anderson, Michael Dickerson, Eddie Gill.

Player	--Field Goals--						--3-Point FG--			--Free Throws--			--Rebounds--											
	G	GS	Min	FG	FGA	Pct	FG	FGA	Pct	FT	FTA	Pct	Off	Def	Tot	Ast	PF	Dq	Stl	TO	Blk	Pts	Avg	
Gasol	82	79	3007	551	1064	.518	1	5	.200	338	477	.709	238	492	730	223	195	2	41	224	169	1441	17.6	
Williams	65	65	2236	376	985	.382	127	430	.295	80	101	.792	22	173	195	519	102	0	111	214	7	959	14.8	
Battier	78	78	3097	412	961	.429	103	276	.373	198	283	.700	180	238	418	216	215	2	121	155	81	1125	14.4	
Wright	43	33	1251	223	486	.459	0	2	.000	70	123	.569	130	275	405	44	126	0	30	72	23	516	12.0	
Swift	68	14	1805	293	611	.480	0	3	.000	217	305	.711	161	269	430	50	178	3	53	122	113	803	11.8	
Dickerson	4	4	124	15	48	.313	8	21	.381	5	6	.833	3	9	12	9	12	0	3	8	1	43	10.8	
Buford	63	21	1769	258	593	.435	17	70	.243	58	80	.725	52	220	272	71	110	1	42	63	12	591	9.4	
Knight	53	11	1151	141	334	.422	2	8	.250	87	115	.757	11	98	109	302	135	1	79	111	7	371	7.0	
Long	66	56	1868	164	385	.426	3	17	.176	86	123	.699	31	200	231	136	123	0	63	103	12	417	6.3	
Massenburg	73	31	1247	159	349	.456	1	1	1.000	84	117	.718	100	224	324	26	174	2	30	65	31	403	5.5	
Solomon	62	4	872	113	331	.341	46	162	.284	49	73	.671	12	56	68	92	76	0	35	62	7	321	5.2	
Gill	23	5	384	39	92	.424	7	22	.318	31	39	.795	7	21	28	49	38	0	11	34	3	116	5.0	
Anderson	15	0	219	21	76	.276	13	48	.271	5	9	.556	1	32	33	14	17	0	6	14	6	60	4.0	
Fotsis	28	1	320	42	104	.404	7	23	.304	17	20	.850	25	37	62	10	22	0	9	21	11	108	3.9	
GRIZZLIES	82	19780	2851	6535	436	.336	1096	307	1334	1883	708	984	2413	3397	1785	1571	11	646	1344	488	7372	89.9		
OPPONENTS	82	19780	3119	6829	457	.398	1112	358	1346	1788	753	1135	2560	3695	1961	1784	12	781	1207	457	7982	97.3		

## Quick Facts

- On July 3, 2001, the NBA Board of Governors officially approves the move of the Grizzlies from Vancouver, B.C. to Memphis, Tennessee.
- In the franchise's first season in Memphis, the Grizzlies finish with a 23-59 record, tying the most wins in franchise history.
- The club earns its first win in the city of Memphis with a 98-83 victory on Nov. 17 vs. Cleveland.
- Pau Gasol** is named NBA Rookie of the Year after averaging 17.6 points, 8.9 rebounds and 2.06 blocks in 82 games, while winning Rookie of the Month on three occasions (November, January, March).
- Shane Battier** joins Gasol on the NBA All-Rookie First Team after posting 14.4 points and 5.4 rebounds in 78 games.
- The Grizzlies complete their biggest comeback in franchise history on March 25, 2002 at Portland, rallying from 25 points down to win 103-100.
- Jason Williams** dishes out a franchise-best 19 assists on March 30 vs. Golden State.
- Gasol blocks 169 shots, setting the Grizzlies single-season record.
- Lorenzen Wright** grabs single-game high 26 rebounds on Nov. 4 vs. Dallas.
- On Jan. 29, 2002, the Grizzlies first-ever draft selection, **Bryant Reeves**, retires due to chronic back pain.

## NBA Statistical Rankings

Category	Memphis	Opponents	Category	Memphis	Opponents
Points Per Game	89.9	27th	Assists Per Game	21.77	16th
Field Goal Pct.	.436	21st	Steals Per Game	7.88	16th
Free Throw Pct.	.708	28th	Turnovers Per Game	16.39	27th
3-Pt Field Goal Pct.	.307	28th	Blocks Per Game	5.95	7th
Offensive Rebounds Per Game	12.00	16th	Personal Fouls Per Game	19.16	3rd
Defensive Rebounds Per Game	29.43	21st	Disqualifications	11	11th
Rebounds Per Game	41.43	24th	Points Per Game Differential	-7.3	28th



## 2001-2002 Game by Game

Date	Opponent	Mem	Opp	Hm	Rd	Tot	Atten	Grizzlies Top Scorer	Grizzlies Top Rebounder	Opponent Top Scorer		
Nov 1	DETROIT	L	80	90	0-1	0-0	19,405	Wright	17 Wright	12 Stackhouse	34	
Nov 2	at Minnesota	L	102	111	0-1	0-1	16,922	Battier	22 Wright	12 Garnett	20	
Nov 4	DALLAS	L	85	94	0-2	0-1	13,177	Wright	33 Wright	26 Howard	36	
Nov 6	at Phoenix	L	101	113	0-2	0-2	0-4	12,765	Gasol	27 Wright	14 Hardaway	26
Nov 7	at L.A. Clippers	L	92	108	0-2	0-3	0-5	13,835	Gasol	24 Wright	11 Brand, McInnis, Richardson	21
Nov 9	at L.A. Lakers	L	86	110	0-2	0-4	0-6	18,997	Swift	21 Gasol	12 O'Neal	20
Nov 12	GOLDEN STATE	L	79	86	0-3	0-4	0-7	11,126	Wright	19 Wright	15 Fortson	20
Nov 15	PORTLAND	L	85	101	0-4	0-4	0-8	10,161	Battier	30 Wright	10 Wallace	27
Nov 17	CLEVELAND	W	98	93	1-4	0-4	1-8	13,874	Battier	20 Gasol	10 Murray	27
Nov 21	at Cleveland	L	94	101	1-4	0-5	1-9	10,804	Gasol	26 Gasol	8 Person	24
Nov 23	PHOENIX	L	89	103	1-5	0-5	1-10	16,308	Battier, Gasol	18 Wright, Gasol	8 Delk	23
Nov 24	at Detroit	L	84	91	1-5	0-6	1-11	15,256	Williams	25 Wright	13 Robinson	23
Nov 26	SACRAMENTO	W	98	94	2-5	0-6	2-11	12,215	Buford	21 Massenburg	10 Stojakovic	21
Nov 29	at Toronto	L	88	91	2-5	0-7	2-12	19,800	Gasol	22 Wright	11 Carter	23
Nov 30	HOUSTON	W	102	85	3-5	0-7	3-12	12,344	Williams	38 Wright	9 Williams	15
Dec 2	at Philadelphia	W	93	87	3-5	1-7	4-12	20,433	Gasol	20 Gasol	10 Iverson	30
Dec 3	at Orlando	L	71	113	3-5	1-8	4-13	13,340	Swift	13 Wright	7 Miller	26
Dec 6	MINNESOTA	L	80	105	3-6	1-8	4-14	12,861	Gasol	22 Gasol	11 Brandon	22
Dec 8	PHILADELPHIA	W	92	83	4-6	1-8	5-14	19,405	Gasol	24 Gasol, Austin	8 Cummings	28
Dec 11	WASHINGTON	L	81	91	4-7	1-8	5-15	19,405	Williams	17 Gasol	13 Hamilton	30
Dec 13	at Denver	L	86	89	4-7	1-9	5-16	11,231	Battier	19 Gasol	13 Lenard	25
Dec 15	at Golden State	L	84	93	4-7	1-10	5-17	11,537	Williams	18 Swift	10 Jamison	20
Dec 16	at Sacramento	L	87	104	4-7	1-11	5-18	17,317	Gasol	15 Gasol	12 Webber	22
Dec 18	MILWAUKEE	L	105	114	4-8	1-11	5-19	12,476	Swift	27 Gasol	15 Allen	26
Dec 20	at New York	W	90	88	4-8	2-11	6-19	19,763	Battier	21 Battier	9 Sprewell	27
Dec 21	L.A. LAKERS	W	114	108	5-8	2-11	7-19	19,405	Williams	26 Gasol	7 Bryant	36
Dec 23	at Boston	L	80	85	5-8	2-12	7-20	15,386	Battier	22 Gasol	10 Walker	24
Dec 26	CHICAGO	W	107	85	6-8	2-12	8-20	16,237	Gasol	27 Gasol	14 Mercer	22
Dec 28	at Miami	W	91	86	6-8	3-12	9-20	15,558	Williams	19 Gasol, Swift	10 Mourning	20
Dec 30	SAN ANTONIO	L	79	83	6-9	3-12	9-21	17,358	Gasol	24 Gasol	15 Duncan	27
Jan 2	at New Jersey	L	74	92	6-9	3-13	9-22	7,796	Battier	20 Gasol	12 Williams	20
Jan 4	ATLANTA	L	109	113	6-10	3-13	9-23	13,342	Battier	22 Gasol	11 Abdur-Rahim	22
Jan 6	SEATTLE	L	77	89	6-11	3-13	9-24	12,832	Williams	19 Gasol, Swift	8 Payton	20
Jan 8	TORONTO	W	84	81	7-11	3-13	10-24	14,323	Gasol, Swift	20 Gasol, Massenburg, Swift	10 Carter	31
Jan 10	at Phoenix	W	102	96	7-11	4-13	11-24	14,379	Gasol	31 Swift	10 Marion	24
Jan 12	at Utah	W	97	95 <sub>(OT)</sub>	7-11	5-13	12-24	18,875	Williams	22 Massenburg	9 Malone	23
Jan 14	at L.A. Lakers	L	81	120	7-11	5-14	12-25	18,997	Gasol	25 Gasol, Swift	12 Bryant	56
Jan 17	DALLAS	L	97	108	7-12	5-14	12-26	12,732	Gasol	26 Gasol	11 Nowitzki	32
Jan 19	ORLANDO	L	103	119	7-13	5-14	12-27	17,344	Gasol	26 Gasol	17 McGrady	25
Jan 21	at Sacramento	L	98	112	7-13	5-15	12-28	17,317	Massenburg	23 Swift	11 Webber	24
Jan 23	at Golden State	L	95	107	7-13	5-16	12-29	10,003	Gasol	27 Gasol	10 Jamison	30
Jan 24	at Portland	L	82	120	7-13	5-17	12-30	18,740	Knight	22 Swift	9 Wallace	20
Jan 26	at Chicago	L	92	95	7-13	5-18	12-31	18,087	Gasol	26 Battier	8 Miller	32
Jan 28	L.A. CLIPPERS	W	119	115 <sub>(OT)</sub>	8-13	5-18	13-31	11,278	Gasol	23 Gasol	10 Olowokandi	27
Jan 30	at Indiana	L	82	83	8-13	5-19	13-32	16,445	Battier	27 Gasol	13 Rose	25
Feb 1	L.A. LAKERS	L	85	100	8-14	5-19	13-33	19,405	Gasol, Knight	13 Swift	6 O'Neal	16
Feb 3	CHARLOTTE	L	79	97	8-15	5-19	13-34	14,827	Swift	13 Swift	8 Campbell	29
Feb 5	UTAH	W	86	79	9-15	5-19	14-34	12,216	Buford	20 Gasol	13 Kirilenko	15
Feb 7	at Milwaukee	L	103	107	9-15	5-20	14-35	17,726	Gasol	30 Battier, Gasol	10 Allen, Cassell	29
Feb 12	at Houston	L	78	85	9-15	5-21	14-36	10,291	Gasol	25 Gasol	11 Mobley	26
Feb 14	DENVER	L	85	100	9-16	5-21	14-37	12,867	Wright	20 Gasol	11 LaFrentz	23
Feb 17	at Charlotte	W	92	78	9-16	6-21	15-37	9,952	Swift	19 Gasol	12 Campbell	17
Feb 19	at San Antonio	L	93	99 <sub>(OT)</sub>	9-16	6-22	15-38	16,229	Battier, Gasol	26 Battier	10 Duncan	23
Feb 21	PHOENIX	L	72	78	9-17	6-22	15-39	13,417	Battier, Gasol	15 Wright	12 Marion	18
Feb 25	L.A. CLIPPERS	L	77	90	9-18	6-22	15-40	11,878	Gasol	21 Gasol	13 Brand	27
Feb 26	at Dallas	L	91	104	9-18	6-23	15-41	19,970	Battier	18 Gasol	9 Finley	30
Feb 28	at Utah	L	70	114	9-18	6-24	15-42	17,751	Buford	15 Wright, Battier, Gasol	7 Marshall	20
Mar 1	at Denver	L	83	96	9-18	6-25	15-43	16,177	Gasol	26 Wright	10 Howard	24
Mar 3	SEATTLE	L	71	96	9-19	6-25	15-44	14,121	Buford	16 Gasol	12 Payton	20
Mar 4	at Atlanta	L	76	95	9-19	6-26	15-45	7,714	Battier	20 Wright	7 Kukoc	24
Mar 7	INDIANA	W	122	111	10-19	6-26	16-45	12,234	Williams	33 Gasol	15 O'Neal	31
Mar 9	MIAMI	L	88	93	10-20	6-26	16-46	16,226	Williams	19 Wright	16 Jackson, Mourning	18
Mar 11	UTAH	W	79	78	11-20	6-26	17-46	11,838	Gasol	20 Wright	13 Marshall	16
Mar 12	at San Antonio	L	84	98	11-20	6-27	17-47	19,519	Williams	18 Wright	11 Duncan	23
Mar 15	BOSTON	L	97	103	11-21	6-27	17-48	17,129	Gasol	22 Gasol	12 Walker	38
Mar 17	NEW JERSEY	L	76	87	11-22	6-27	17-49	15,871	Gasol	18 Wright	11 Kittles	19
Mar 19	NEW YORK	L	92	101	11-23	6-27	17-50	14,784	Massenburg	19 Gasol, Massenburg	11 Houston	26
Mar 21	MINNESOTA	L	93	95	11-24	6-27	17-51	12,314	Battier	28 Gasol	8 Garnett	25
Mar 23	at Dallas	L	100	111	11-24	6-28	17-52	20,184	Gasol	23 Wright	9 Nowitzki	24
Mar 25	at Portland	W	103	100	11-24	7-28	18-52	20,441	Wright	21 Wright	9 Wells	34
Mar 27	at Seattle	L	82	96	11-24	7-29	18-53	13,896	Williams	26 Wright	10 Payton	32
Mar 30	GOLDEN STATE	W	105	99	12-24	7-29	19-53	14,411	Gasol	26 Wright	17 Sura	18
Apr 2	SACRAMENTO	L	83	107	12-25	7-29	19-54	11,835	Swift	20 Gasol	14 Jackson	19
Apr 3	at Minnesota	L	81	92	12-25	7-30	19-55	17,183	Gasol	18 Gasol	11 Billups	26
Apr 5	HOUSTON	W	99	81	13-25	7-30	20-55	14,188	Gasol	32 Gasol	14 Francis	22
Apr 6	at Washington	L	85	88	13-25	7-31	20-56	20,674	Gasol	16 Battier, Buford, Wright	9 Hamilton, Alexander	15
Apr 9	DENVER	W	97	86	14-25	7-31	21-56	11,208	Swift	20 Swift	9 Howard	18
Apr 11	PORTLAND	W	102	99	15-25	7-31	22-56	13,248	Gasol	23 Wright	10 Wallace	22
Apr 13	SAN ANTONIO	L	92	113	15-26	7-31	22-57	19,405	Battier	19 Battier	9 Duncan	30
Apr 14	at Houston	W	98	95	15-26	8-31	23-57	10,893	Gasol	19 Gasol	11 Willis	18
Apr 16	at L.A. Clippers	L	84	92	15-26	8-32	23-58	20,264	Gasol	19 Gasol	11 Olowokandi	25
Apr 17	at Seattle	L	94	109	15-26	8-33	23-59	17,072	Swift	31 Swift	10 Mason	33

INTRO

PLAYERS

OWNERSHIP

FRONT OFFICE

MEDIA

COMMUNITY INVESTMENT

HISTORY

PLAYOFFS

REVIEW

OPPONENTS

NBA



## 2000-2001 Vancouver Grizzlies (23-59)



**Back Row, L-R:** Mitchell Anderson, Scott Roth, Stromile Swift, Grant Long, Ike Austin, Bryant Reeves, Shareef Abdur-Rahim, Tony Massenburg, Matt Hoffer, Clyde Smith, JB Mahli. **Middle Row, L-R:** Bob Staak, Sidney Lowe, Michael Adams, Scott McCullough, Robert Hackett, Dana Davis. **Front Row, L-R:** Brent Price, Erick Strickland, Michael Dickerson, Mike Bibby, Mahmoud Abdul-Rauf, Damon Jones, Kevin Edwards.

Player	--Field Goals--						--3-Point FG--				--Free Throws--				--Rebounds--				Dq	Stl	TO	Blk	Pts	Avg
	G	GS	Min	FG	FGA	Pct	FG	FGA	Pct	FT	FTA	Pct	Off	Def	Tot	Ass	PF							
Abdur-Rahim	81	81	3241	604	1280	.472	12	64	.188	443	531	.834	175	560	735	250	238	1	90	231	77	1663	20.5	
Dickerson	70	69	2618	425	1020	.417	86	230	.374	206	270	.763	70	159	229	233	207	0	62	162	27	1142	16.3	
Bibby	82	82	3190	525	1157	.454	108	285	.379	143	188	.761	47	257	304	685	148	1	107	248	12	1301	15.9	
Harrington	44	40	1267	180	386	.466	0	3	.000	120	154	.779	102	187	289	36	136	3	19	104	26	480	10.9	
Reeves	75	48	1832	254	552	.460	1	4	.250	113	142	.796	132	320	452	80	243	5	43	90	54	622	8.3	
Jones	71	10	1415	170	416	.409	84	231	.364	37	52	.712	16	108	124	224	58	0	36	76	1	461	6.5	
Abdul-Rauf	41	0	486	120	246	.488	4	14	.286	22	29	.759	5	20	25	76	50	0	9	26	1	266	6.5	
Strickland	22	0	409	41	136	.301	14	48	.292	44	51	.863	9	67	76	66	42	0	22	27	1	140	6.4	
Long	66	27	1507	140	319	.439	4	15	.267	112	157	.713	76	198	274	83	160	2	72	62	15	396	6.0	
Swift	80	6	1312	153	339	.451	0	4	.000	85	141	.603	109	175	284	28	160	0	62	64	82	391	4.9	
Massenburg	52	20	823	92	199	.462	0	0	---	49	70	.700	75	135	210	9	122	0	10	48	28	233	4.5	
Austin	52	16	845	96	270	.356	6	24	.250	28	40	.700	50	172	222	58	94	0	20	54	23	226	4.3	
Edwards	46	5	634	56	170	.329	5	19	.263	43	53	.811	23	59	82	52	46	0	29	37	8	160	3.5	
Price	6	0	30	3	11	.273	1	4	.250	6	7	.857	1	3	4	5	8	0	2	4	0	13	2.2	
West	15	6	171	11	38	.289	0	2	.000	6	7	.857	4	11	15	14	21	0	3	4	4	28	1.9	
GRIZZLIES	82		19780	2870	6539	.439	325	947	.343	1457	1892	.770	894	2431	3325	1899	1733	12	586	1291	359	7522	91.7	
OPPONENTS	82		19780	3143	6791	.463	389	1075	.362	1317	1798	.732	1052	2534	3586	1935	1768	16	710	1217	476	7992	97.5	

## Quick Facts

- The Grizzlies conclude their final season in Vancouver with a 23-59 record, setting a then franchise high for wins.
- The team wins its last game as the Vancouver Grizzlies, 95-81, on April 18 at Golden State.
- Over a span of 12:32, **Shareef Abdur-Rahim** scores a club-high 22 consecutive points on Dec. 1 vs Indiana.
- **Mike Bibby** sets a franchise record with 685 assists in a single season.
- Rookie **Stromile Swift** competes in the Dunk Contest during All-Star weekend in Washington, D.C.
- On April 11, 2000, the NBA approves the sale of the Vancouver Grizzlies by Orca Bay Sports & Entertainment to **Michael Heisley**.

## NBA Statistical Rankings

Category	Vancouver		Opponents		Category	Vancouver		Opponents	
Points Per Game	91.7	25th	97.5	26th	Assists Per Game	23.2	8th	23.6	26th
Field Goal Pct.	.439	17th	.463	26th	Steals Per Game	7.15	23rd	8.66	28th
Free Throw Pct.	.770	6th	.732	4th	Turnovers Per Game	15.7	20th	14.8	17th
3-Pt. Field Goal Pct.	.343	21st	.362	22nd	Blocks Per Game	4.38	25th	5.80	21st
Offensive Rebounds Per Game	10.9	26th	12.8	26th	Personal Fouls Per Game	21.1	7th	21.6	20th
Defensive Rebounds Per Game	29.6	22nd	30.9	18th	Disqualifications	12	8th	16	15th
Rebounds Per Game	40.5	24th	43.7	22nd	Points Per Game Differential	-5.8	26th		



## 2000-2001 Game by Game

Date	Opponent	Van	Opp	Hm	Rd	Tot	Atten	Grizzlies Top Scorer	Grizzlies Top Rebounder	Opponent Top Scorer
Oct 31	SEATTLE	W	94	88	1-0	0-0	1-0	15,779	Abdur-Rahim	27
Nov 2	at L.A. Clippers	W	99	91	1-0	1-0	2-0	15,546	Dickerson	20
Nov 4	L.A. LAKERS	L	89	98	1-1	1-0	2-1	18,183	Abdur-Rahim	24
Nov 6	ATLANTA	W	97	87	2-1	1-0	3-1	11,639	Abdur-Rahim, Harrington	18
Nov 8	at Dallas	W	101	74	2-1	2-0	4-1	11,500	Abdur-Rahim	22
Nov 9	at Houston	L	78	85	2-1	2-1	4-2	10,906	Abdur-Rahim	17
Nov 11	at San Antonio	L	78	91	2-1	2-2	4-3	18,556	Dickerson	18
Nov 16	L.A. CLIPPERS	L	72	76	2-2	2-2	4-4	12,210	Dickerson	16
Nov 18	DALLAS	L	88	91	2-3	2-2	4-5	13,301	Harrington	23
Nov 20	DENVER	L	92	95	2-4	2-2	4-6	11,809	Abdur-Rahim	19
Nov 22	at Minnesota	L	100	101	2-4	2-3	4-7	16,783	Bibby	37
Nov 24	at Detroit	L	96	118	2-4	2-4	4-8	14,709	Abdur-Rahim	29
Nov 26	at Boston	W	98	87	2-4	3-4	5-8	11,551	Abdur-Rahim	27
Nov 27	at New York	L	72	97	2-4	3-5	5-9	19,763	Bibby	17
Nov 29	PHOENIX	W	109	106	3-4	3-5	6-9	12,314	Abdur-Rahim	33
Dec 1	INDIANA	L	76	86	3-5	3-5	6-10	11,758	Abdur-Rahim	28
Dec 3	SAN ANTONIO	L	79	97	3-6	3-5	6-11	11,655	Abdur-Rahim, Long	16
Dec 5	DETROIT	W	91	83	4-6	3-5	7-11	12,578	Abdur-Rahim	18
Dec 7	at Utah	L	87	98	4-6	3-6	7-12	17,958	Abdur-Rahim	21
Dec 9	PHILADELPHIA	L	79	83	4-7	3-6	7-13	15,671	Dickerson	20
Dec 11	HOUSTON	L	75	82	4-8	3-6	7-14	12,145	Abdur-Rahim	26
Dec 13	SEATTLE	L	93	94	4-9	3-6	7-15	15,102	Bibby	17
Dec 15	at L.A. Lakers	L	76	98	4-9	3-7	7-16	18,211	Abdur-Rahim	18
Dec 17	ORLANDO	L	91	101	4-10	3-7	7-17	13,729	Bibby	19
Dec 20	WASHINGTON	W	118	104	5-10	3-7	8-17	11,510	Bibby	26
Dec 22	SACRAMENTO	L	93	95	5-11	3-7	8-18	14,656	Harrington	24
Dec 23	at L.A. Clippers	L	90	92	5-11	3-8	8-19	12,001	Abdur-Rahim	26
Dec 26	PHOENIX	L	95	97	5-12	3-8	8-20	16,110	Bibby	21
Dec 29	at Portland	L	81	104	5-12	3-9	8-21	20,309	Abdur-Rahim	29
Dec 30	GOLDEN STATE	L	101	102	5-13	3-9	8-22	14,485	Abdur-Rahim	31
Jan 3	CHARLOTTE	W	99	89	6-13	3-9	9-22	11,873	Dickerson	22
Jan 5	at Phoenix	L	76	108	6-13	3-10	9-23	18,359	Abdur-Rahim, Bibby	14
Jan 7	MILWAUKEE	W	120	117	7-13	3-10	10-23	11,771	Abdur-Rahim	38
Jan 9	DENVER	L	105	112	7-14	3-10	10-24	12,417	Abdur-Rahim	26
Jan 12	at Seattle	L	102	115	7-14	3-11	10-25	13,196	Reeves	31
Jan 13	CLEVELAND	W	119	107	8-14	3-11	11-25	12,540	Dickerson	32
Jan 15	at L.A. Lakers	L	112	113	8-14	3-12	11-26	18,318	Abdur-Rahim	32
Jan 17	at Denver	L	97	121	8-14	3-13	11-27	12,117	Abdur-Rahim	24
Jan 19	MIAMI	L	86	97	8-15	3-13	11-28	14,281	Reeves	21
Jan 21	MINNESOTA	L	94	96	8-16	3-13	11-29	13,108	Abdur-Rahim, Dickerson	24
Jan 23	at San Antonio	L	77	110	8-16	3-14	11-30	14,764	Dickerson	16
Jan 25	at Dallas	L	83	120	8-16	3-15	11-31	12,690	Abdur-Rahim, Bibby	13
Jan 26	at Houston	L	89	106	8-16	3-16	11-32	12,316	Dickerson	25
Jan 29	NEW JERSEY	W	97	86	9-16	3-16	12-32	15,475	Abdur-Rahim, Dickerson	24
Jan 31	at Phoenix	L	92	101	9-16	3-17	12-33	16,502	Bibby	26
Feb 2	at Sacramento	L	95	105	9-16	3-18	12-34	17,317	Abdur-Rahim	27
Feb 3	CHICAGO	W	91	84	10-16	3-18	13-34	16,845	Bibby	26
Feb 5	at Seattle	L	82	95	10-16	3-19	13-35	15,082	Bibby	23
Feb 7	UTAH	L	82	92	10-17	3-19	13-36	13,240	Dickerson	27
Feb 13	BOSTON	W	99	98	11-17	3-19	14-36	11,735	Bibby	25
Feb 15	GOLDEN STATE	W	99	89	12-17	3-19	15-36	10,612	Abdur-Rahim, Bibby	22
Feb 16	at Golden State	W	92	79	12-17	4-19	16-36	13,173	Abdur-Rahim	28
Feb 18	at Minnesota	W	110	102	12-17	5-19	17-36	18,693	Dickerson	24
Feb 20	at Washington	W	116	104	12-17	6-19	18-36	12,240	Dickerson	23
Feb 21	at Philadelphia	L	91	97	12-17	6-20	18-37	17,944	Abdur-Rahim	27
Feb 23	at Milwaukee	L	81	93	12-17	6-21	18-38	17,682	Bibby	28
Feb 24	at Chicago	L	75	90	12-17	6-22	18-39	21,496	Strickland	15
Feb 27	DALLAS	L	112	116	12-18	6-22	18-40	12,977	Abdur-Rahim	36
Feb 28	at Utah	L	83	101	12-18	6-23	18-41	19,452	Abdur-Rahim	19
Mar 3	L.A. LAKERS	L	88	98	12-19	6-23	18-42	19,193	Dickerson	22
Mar 5	SAN ANTONIO	L	77	91	12-20	6-23	18-43	10,798	Bibby	24
Mar 6	at Portland	W	105	97	12-20	7-23	19-43	20,580	Abdur-Rahim	26
Mar 9	PORTLAND	W	95	85	13-20	7-23	20-43	15,512	Abdur-Rahim	15
Mar 11	TORONTO	L	84	101	13-21	7-23	20-44	19,193	Abdur-Rahim	17
Mar 13	at Atlanta	L	99	109	13-21	7-24	20-45	9,664	Bibby	27
Mar 14	at Charlotte	L	95	100	13-21	7-25	20-46	16,018	Abdur-Rahim	23
Mar 16	at Orlando	L	93	103	13-21	7-26	20-47	15,278	Jones	21
Mar 17	at Miami	L	81	95	13-21	7-27	20-48	16,500	Abdur-Rahim	20
Mar 20	at New Jersey	L	90	104	13-21	7-28	20-49	14,531	Bibby	23
Mar 22	at Cleveland	L	95	109	13-21	7-29	20-50	12,168	Bibby, Dickerson	19
Mar 23	at Indiana	L	75	95	13-21	7-30	18,345	20-51	Abdur-Rahim	21
Mar 25	at Toronto	L	92	102	13-21	7-31	20-52	19,800	Abdur-Rahim	26
Mar 29	NEW YORK	W	89	68	14-21	7-31	21-52	15,949	Abdur-Rahim	30
Apr 1	UTAH	L	73	92	14-22	7-31	21-53	13,093	Abdur-Rahim	20
Apr 4	L.A. CLIPPERS	W	86	78	15-22	7-31	22-53	11,312	Abdur-Rahim	24
Apr 6	SACRAMENTO	L	90	118	15-23	7-31	22-54	14,863	Jones	17
Apr 7	at Denver	L	97	98	15-23	7-32	22-55	14,934	Abdur-Rahim	32
Apr 10	MINNESOTA	L	91	104	15-24	7-32	22-56	10,430	Dickerson	19
Apr 12	PORTLAND	L	87	100	15-25	7-32	22-57	12,796	Bibby	24
Apr 14	HOUSTON	L	95	100	15-26	7-32	22-58	18,571	Abdur-Rahim	25
Apr 16	at Sacramento	L	100	110	15-26	7-33	22-59	17,317	Jones	25
Apr 18	at Golden State	W	95	81	15-26	8-33	23-59	14,437	Abdur-Rahim	26

INTRO  
PLAYERS  
OWNERSHIP  
FRONT OFFICE  
MEDIA  
COMMUNITY INVESTMENT  
HISTORY  
PLAYOFFS  
REVIEW  
OPPONENTS  
NBA





## 1999-2000 Vancouver Grizzlies (22-60)



**Back Row, L-R:** Lawrence Frank, Rob Hackett, Jim Boylan, Scott McCullough, Jack Nolan, Troy Wenzel, Othella Harrington, Antoine Carr, Obinna Ekezie, Bryant Reeves, Cherokee Parks, Shareef Abdur-Rahim, Grant Long, Dennis Scott, Larry Riley, Noah Croom, Gary Schmidt. **Front Row, L-R:** Doug West, Michael Dickerson, Mike Bibby, Stu Jackson, Lionel Hollins, Milt Palacio, Felipe Lopez, Brent Price.

Player	--Field Goals--						--3-Point FG--			--Free Throws--			--Rebounds--										
	G	GS	Min	FG	FGA	Pct	FG	FGA	Pct	FT	FTA	Pct	Off	Def	Total	PF	Dq	Stl	TO	Blk	Pts	Avg	
Abdur-Rahim	82	82	3223	594	1277	.465	29	96	.302	446	551	.809	218	607	825	271	244	3	89	249	87	1663	20.3
Dickerson	82	82	3103	554	1270	.436	119	291	.409	269	324	.830	78	201	279	208	226	0	116	165	45	1496	18.2
Bibby	82	82	3155	459	1031	.445	77	212	.363	195	250	.780	73	233	306	665	171	1	132	247	15	1190	14.5
Harrington	82	82	2677	420	830	.506	0	2	.000	236	298	.792	196	367	563	97	287	3	36	217	58	1076	13.1
Reeves	69	67	1773	252	562	.448	0	4	.000	107	165	.648	126	264	390	82	245	8	33	119	38	611	8.9
Scott	66	0	1263	125	333	.375	71	189	.376	48	57	.842	16	90	106	69	104	0	28	30	9	369	5.6
Long	42	1	920	74	167	.443	0	4	.000	55	71	.775	86	148	234	43	108	1	45	49	10	203	4.8
Lopez	65	0	781	111	261	.425	3	18	.167	67	109	.615	59	65	124	44	94	0	32	53	17	292	4.5
West	38	0	581	59	145	.407	0	3	.000	34	40	.850	18	53	71	43	80	1	12	19	8	152	4.0
Price	41	0	424	41	119	.345	25	68	.368	34	39	.872	8	29	37	69	63	0	17	47	1	141	3.4
Ekezie	39	0	351	41	88	.466	0	0	---	43	64	.672	34	58	92	8	61	0	9	26	4	125	3.2
Carr	21	0	221	28	64	.438	0	0	---	11	14	.786	8	24	32	7	42	0	3	9	6	67	3.2
Stephens	13	0	181	19	51	.373	0	8	.000	3	4	.750	13	23	36	11	9	0	7	6	3	41	3.2
Parks	56	14	808	72	145	.497	0	1	.000	24	37	.649	55	128	183	35	115	2	29	28	45	168	3.0
Palacio	53	0	394	43	98	.439	0	2	.000	22	37	.595	17	34	51	48	32	0	20	44	0	108	2.0
GRIZZLIES	82		19855	2892	6441	.449	324	898	.361	1594	2060	.774	1005	2324	3329	1700	1881	19	608	1381	346	7702	93.9
OPPONENTS	82		19855	3136	6613	.474	361	1083	.333	1530	1989	.769	970	2336	3306	1932	1912	28	725	1234	519	8163	99.5

## Quick Facts

- The Vancouver Grizzlies finish the season with a 22-60 record, setting a then franchise high for wins.
- Current Memphis Grizzlies Head Coach **Lionel Hollins** is named interim head coach on Dec. 16.
- The club shoots a franchise-best 77.4 percent from the free throw line.
- **Shareef Abdur-Rahim** sets a then club record with 825 total rebounds while also netting a then franchise-high nine straight double-doubles from Nov. 2-21.
- The Grizzlies limit opponents to a club-low 33.3 percent from three-point range.
- **Mike Bibby** sets a team record by dishing out 10-plus assists in four-straight games from March 29-April 4.

## NBA Statistical Rankings

Category	Vancouver		Opponents		Category	Vancouver		Opponents	
Points per game	93.9	26th	99.5	17th	Assists Per Game	20.73	24th	23.56	21st
Field Goal Pct.	.449	18th	.474	28th	Steals Per Game	7.41	21st	8.84	25th
Free Throw Pct.	.774	8th	.769	27th	Turnovers Per Game	16.84	25th	15.05	17th
3-Pt. Field Goal Pct.	.361	13th	.333	4th	Blocks Per Game	4.22	26th	6.33	28th
Offensive Rebounds Per Game	12.26	19th	11.83	8th	Personal Fouls Per game	22.94	12th	23.32	13th
Defensive Rebounds Per Game	28.34	27th	28.49	3rd	Disqualifications	19	T-15th	28	4th
Rebounds Per Game	40.60	28th	40.32	3rd	Points Per Game Differential	-5.6	26th		





## 1999-2000 Game by Game

Date	Opponent	Van	Opp	Hm	Rd	Tot	Atten	Grizzlies Top Scorer	Grizzlies Top Rebounder	Opponent Top Scorer		
Nov 2	PORTLAND	L	86	106	0-1	0-0	18,218	Abdur-Rahim	19 Parks	11 Smith	22	
Nov 3	at L.A. Lakers	L	88	103	0-1	0-1	18,997	Abdur-Rahim, Dickerson	19 Abdur-Rahim	11 O'Neal	28	
Nov 6	DENVER	W	109	94	1-1	0-1	12,159	Abdur-Rahim	27 Abdur-Rahim	10 Mercer	31	
Nov 10	ATLANTA	W	102	97 <sup>OT</sup>	2-1	0-1	11,453	Abdur-Rahim	22 Abdur-Rahim, Harrington	12 Coles	30	
Nov 12	GOLDEN STATE	L	93	103	2-2	0-1	12,792	Abdur-Rahim	21 Abdur-Rahim	15 Starks	22	
Nov 14	L.A. CLIPPERS	W	109	89	3-2	0-1	13,774	Dickerson	23 Harrington	9 Odom	16	
Nov 16	at Sacramento	L	77	81	3-2	0-2	3-4	14,169	Abdur-Rahim	24 Abdur-Rahim	18 Webber	17
Nov 18	SEATTLE	L	108	110	3-3	0-2	3-5	12,275	Abdur-Rahim	31 Abdur-Rahim	14 Maxwell	27
Nov 21	MINNESOTA	L	81	105	3-4	0-2	3-6	12,493	Harrington	20 Abdur-Rahim	11 Sczerbiak	19
Nov 23	at Washington	L	87	89	3-4	0-3	3-7	11,219	Reeves	25 Abdur-Rahim, Harrington	8 Richmond	19
Nov 24	at Charlotte	L	73	89	3-4	0-4	3-8	16,003	Dickerson	16 Abdur-Rahim	21 Jones	14
Nov 26	at Indiana	L	86	105	3-4	0-5	3-9	18,345	Abdur-Rahim	22 Reeves, Bibby, Parks	6 Smits	17
Nov 27	at Minnesota	L	82	113	3-4	0-6	3-10	16,881	Harrington	18 Abdur-Rahim	9 Garnett	20
Nov 29	HOUSTON	L	110	118 <sup>OT</sup>	3-5	0-6	3-11	15,086	Bibby	25 Harrington	11 Francis	24
Dec 1	INDIANA	L	89	96	3-6	0-6	3-12	11,683	Abdur-Rahim	24 Abdur-Rahim	10 Miller	28
Dec 3	CHARLOTTE	L	94	113	3-7	0-6	3-13	12,107	Dickerson	29 Parks	8 Wesley	26
Dec 6	at Houston	L	99	102	3-7	0-7	3-14	14,458	Abdur-Rahim	24 Parks	8 Barkley	25
Dec 7	at Dallas	W	104	95	3-7	1-7	4-14	11,552	Abdur-Rahim	26 Abdur-Rahim	15 Nowitzki	31
Dec 9	at San Antonio	L	91	99	3-7	1-8	4-15	14,778	Abdur-Rahim	30 Parks	7 Duncan	42
Dec 11	L.A. LAKERS	L	94	106	3-8	1-8	4-16	14,059	Bibby	23 Abdur-Rahim	9 O'Neal	38
Dec 13	at L.A. Clippers	L	90	102	3-8	1-9	4-17	9,303	Abdur-Rahim	24 Abdur-Rahim	16 Taylor	27
Dec 15	SACRAMENTO	L	106	109	3-9	1-9	4-18	12,490	Bibby	26 Abdur-Rahim	15 Webber	21
Dec 18	at Seattle	L	89	112	3-9	1-10	4-19	14,094	Abdur-Rahim	25 Abdur-Rahim, Reeves	8 Payton	26
Dec 19	L.A. CLIPPERS	W	85	84	4-9	1-10	5-19	12,584	Dickerson	26 Harrington	12 Odom	28
Dec 23	DENVER	W	93	91	5-9	1-10	6-19	11,792	Abdur-Rahim	29 Abdur-Rahim	13 LaFrentz	28
Dec 26	at Denver	L	86	109	5-9	1-11	6-20	10,774	Abdur-Rahim	20 Abdur-Rahim	10 McDyess, Van Exel	22
Dec 27	PHILADELPHIA	L	93	100	5-10	1-11	6-21	13,269	Abdur-Rahim	24 Abdur-Rahim	12 Iverson	29
Dec 29	at Utah	L	90	101	5-10	1-12	6-22	19,911	Dickerson	25 Reeves	10 Malone	29
Dec 30	SAN ANTONIO	L	88	98	5-11	1-12	6-23	14,403	Abdur-Rahim	24 Abdur-Rahim, Harrington	7 Duncan	32
Jan 4	at Miami	W	91	87	5-11	2-12	7-23	19,935	Bibby	22 Harrington	13 Mashburn	30
Jan 5	at Orlando	L	96	116	5-11	2-13	7-24	12,904	Abdur-Rahim	17 Long	10 Gatling	23
Jan 7	at New Jersey	W	101	91	5-11	3-13	8-24	14,246	Dickerson	28 Harrington	12 Kittles	21
Jan 9	at Toronto	W	107	97	5-11	4-13	9-24	19,188	Abdur-Rahim	29 Harrington, Long	7 Carter, Davis	23
Jan 10	at Boston	W	112	103	5-11	5-13	10-24	14,876	Bibby	33 Harrington, Long	12 Pierce	23
Jan 12	PHOENIX	L	92	95	5-12	5-13	10-25	14,404	Harrington	19 Abdur-Rahim, Harrington	10 Kidd	20
Jan 14	CLEVELAND	L	80	82	5-13	5-13	10-26	13,161	Dickerson	23 Harrington	10 Kemp	24
Jan 16	MIAMI	L	83	94	5-14	5-13	10-27	15,456	Dickerson	23 Long	7 Mourning	27
Jan 20	UTAH	L	89	94	5-15	5-13	10-28	12,909	Bibby, Harrington	22 Abdur-Rahim	12 Malone	32
Jan 22	ORLANDO	L	82	85	5-16	5-13	10-29	11,817	Three players tied	16 Abdur-Rahim, Reeves	10 Abdul-Wahad, Atkins	36
Jan 24	at Denver	L	98	110	5-16	5-14	10-30	10,884	Abdur-Rahim	24 Abdur-Rahim	13 Mercer	32
Jan 26	at Utah	W	116	99	5-16	6-14	11-30	19,080	Abdur-Rahim	30 Reeves, Long	9 Russell	16
Jan 27	NEW JERSEY	W	108	106	6-16	6-14	12-30	11,934	Dickerson	29 Abdur-Rahim	7 Marbury	42
Jan 31	MILWAUKEE	L	87	92	6-17	6-14	12-31	12,398	Reeves	22 Reeves	5 Robinson	25
Feb 2	at Golden State	L	95	101	6-17	6-15	12-32	10,019	Abdur-Rahim	25 Abdur-Rahim	10 Blaylock	25
Feb 4	CHICAGO	W	101	76	7-17	6-15	13-32	15,357	Dickerson	20 Reeves	9 Kukoc	27
Feb 6	DALLAS	L	99	103 <sup>OT</sup>	7-18	6-15	13-33	14,861	Abdur-Rahim	36 Abdur-Rahim	22 Finley	34
Feb 8	at Phoenix	L	76	94	7-18	6-16	13-34	18,385	Dickerson	19 Abdur-Rahim	10 Longley	20
Feb 10	at L.A. Clippers	W	112	90	7-18	7-16	14-34	9,895	Dickerson	40 Abdur-Rahim	8 Anderson	29
Feb 16	WASHINGTON	W	92	87	8-18	7-16	15-34	12,894	Bibby	21 Abdur-Rahim	14 Richmond	28
Feb 18	at Minnesota	L	91	103	8-18	7-17	15-35	17,101	Dickerson	27 Abdur-Rahim	9 Brandon	21
Feb 19	at Milwaukee	W	111	100	8-18	8-17	16-35	17,109	Dickerson	26 Harrington	6 Allen	32
Feb 21	at Cleveland	L	108	109 <sup>OT</sup>	8-18	8-18	16-36	12,140	Dickerson, Bibby	27 Abdur-Rahim	9 Kemp	26
Feb 22	at Chicago	W	85	81	8-18	9-18	17-36	21,874	Dickerson	25 Abdur-Rahim	14 Brand	25
Feb 24	BOSTON	L	77	101	8-19	9-18	17-37	13,001	Abdur-Rahim	20 Abdur-Rahim, Long	7 Pierce	25
Feb 26	SACRAMENTO	W	102	90	9-19	9-18	17-37	17,856	Abdur-Rahim	22 Abdur-Rahim	11 Webber	36
Feb 29	at Sacramento	L	87	112	9-19	9-19	18-38	17,317	Harrington	20 Long	10 Webber	23
Mar 1	at L.A. Lakers	L	91	103	9-19	9-20	18-39	18,912	Abdur-Rahim, Dickerson	18 Abdur-Rahim	11 Bryant	27
Mar 3	at Portland	L	91	101	9-19	9-21	18-40	20,367	Bibby	25 Abdur-Rahim	9 Smith	19
Mar 5	TORONTO	L	92	94	9-20	9-21	18-41	19,193	Abdur-Rahim, Harrington	22 Abdur-Rahim	14 Carter	28
Mar 7	at New York	L	86	111	9-20	9-22	18-42	19,763	Abdur-Rahim	18 Abdur-Rahim	8 Houston, Sprewell	22
Mar 8	at Philadelphia	L	90	107	9-20	9-23	18-43	20,086	Harrington	20 Harrington	8 Kukoc, Iverson	20
Mar 10	at Detroit	L	97	111	9-20	9-24	18-44	22,076	Harrington	25 Harrington, Reeves	8 Hill, Stackhouse	27
Mar 11	at Atlanta	L	86	91	9-20	9-25	18-45	13,344	Bibby	20 Abdur-Rahim	10 Jackson	22
Mar 13	SEATTLE	L	103	113	9-21	9-25	18-46	14,510	Reeves	31 Reeves	12 Payton	40
Mar 16	at Seattle	L	103	117	9-21	9-26	18-47	13,070	Dickerson	24 Abdur-Rahim	9 Payton	30
Mar 17	PHOENIX	L	86	101	9-22	9-26	18-48	14,255	Abdur-Rahim, Dickerson	14 Abdur-Rahim, Lopez	8 Robinson	37
Mar 19	DETROIT	L	99	101	9-23	9-26	18-49	15,240	Dickerson	24 Harrington	9 Hill	31
Mar 21	GOLDEN STATE	W	98	82	10-23	9-26	19-49	13,555	Dickerson	25 Abdur-Rahim	13 Marshall	16
Mar 25	UTAH	L	75	84	10-24	9-26	19-50	14,143	Scott	16 Reeves	9 Malone	25
Mar 29	L.A. LAKERS	L	99	108	10-25	9-26	19-51	16,780	Dickerson	32 Abdur-Rahim	13 Bryant	28
Mar 31	NEW YORK	L	83	89	10-26	9-26	19-52	16,632	Dickerson	28 Harrington	16 Houston	24
Apr 2	DALLAS	L	86	100	10-27	9-26	19-53	12,941	Abdur-Rahim	23 Bibby	11 Nowitzki	22
Apr 4	HOUSTON	W	102	100	11-27	9-26	20-53	12,742	Bibby	27 Abdur-Rahim	14 Francis	30
Apr 6	PORTLAND	W	89	87	12-27	9-26	21-53	12,234	Dickerson	27 Abdur-Rahim, Harrington	9 Wallace	28
Apr 8	at Portland	L	85	98	12-27	9-27	21-54	20,415	Dickerson	20 Abdur-Rahim	9 Smith	27
Apr 9	SAN ANTONIO	L	99	107	12-28	9-27	21-55	14,206	Bibby	24 Abdur-Rahim	11 Duncan	31
Apr 11	at Golden State	L	97	109	12-28	9-28	21-56	10,127	Dickerson	24 Abdur-Rahim	13 Hughes	28
Apr 12	at Phoenix	L	116	122 <sup>OT</sup>	12-28	9-29	21-57	18,463	Dickerson	35 Harrington	12 Robinson	36
Apr 14	MINNESOTA	L	94	104 <sup>OT</sup>	12-29	9-29	21-58	17,748	Abdur-Rahim	27 Abdur-Rahim	17 Three players tied	20
Apr 16	at Dallas	L	106	114	12-29	9-30	21-59	13,947	Harrington	27 Abdur-Rahim	13 Finley	25
Apr 17	at San Antonio	L	93	100	12-29	9-31	21-60	19,913	Dickerson	29 Abdur-Rahim	10 Robinson	27
Apr 19	at Houston	W	96	92	12-29	10-31	22-60	16,285	Dickerson	20 Abdur-Rahim	11 Williams	27

INTRO

PLAYERS

OWNERSHIP

FRONT OFFICE

MEDIA

COMMUNITY INVESTMENT

HISTORY

PLAYOFFS

REVIEW

OPONENTS

NBA



## 1998-1999 Vancouver Grizzlies (8-42)



**Back Row, L-R:** Rob Hackett, Jim Boylan, Scott McCullough, Lionel Hollins, Troy Wenzel, Jack Nolan, J.R. Henderson, Tony Massenburg, Cherokee Parks, Bryant Reeves, Pete Chilcutt, Shareef Abdur-Rahim, Makhtar Ndiaye, Noah Croom, Larry Riley, Gary Schmidt. **Front Row, L-R:** Rodrick Rhodes, Felipe Lopez, Terry Dehere, Lee Mayberry, Brian Hill, Stu Jackson, Mike Bibby, DeJuan Wheat, Doug West, Michael Smith.

Player	--Field Goals--						--3-Point FG--			--Free Throws--			--Rebounds--										
	G	GS	Min	FG	FGA	Pct	FG	FGA	Pct	FT	FTA	Pct	Off	Def	Tot	Ast	PF	Dq	Stl	TO	Blk	Pts	Avg
Abdur-Rahim	50	50	2021	386	893	.432	11	36	.306	369	439	.841	114	260	374	172	137	1	69	186	55	1152	23.0
Bibby	50	50	1758	260	605	.430	15	74	.203	127	169	.751	30	106	136	325	122	0	78	146	5	662	13.2
Mack	19	15	577	86	212	.406	42	108	.389	28	30	.933	7	46	53	23	53	1	20	20	1	242	12.7
Massenburg	43	35	1143	189	388	.487	0	2	.000	103	155	.665	83	174	257	23	108	0	26	64	39	481	11.2
Reeves	25	14	702	102	251	.406	0	1	.000	67	116	.578	50	88	138	37	103	3	13	47	8	271	10.8
Lopez	47	32	1218	169	379	.446	12	44	.273	87	135	.644	69	97	166	62	128	0	49	82	14	437	9.3
West	14	2	294	31	65	.407	0	2	.000	19	25	.760	5	20	25	19	38	1	16	12	7	81	5.8
Parks	48	41	1118	118	275	.429	0	1	.000	30	55	.545	75	168	243	36	114	0	28	49	28	266	5.5
Smith	48	10	1098	77	144	.535	0	1	.000	76	128	.594	135	215	350	48	107	0	46	60	18	230	4.8
Wheat	46	0	590	73	193	.378	22	60	.367	40	55	.727	11	34	45	102	59	0	26	48	2	208	4.5
Chilcutt	46	0	697	63	172	.366	26	68	.382	14	17	.824	29	88	117	30	52	0	22	28	12	166	3.6
Rhodes	10	1	123	11	44	.250	1	7	.143	11	19	.579	7	6	13	10	16	0	4	15	2	34	3.4
Henderson	30	0	331	35	96	.365	2	5	.400	25	45	.556	20	27	47	22	29	1	9	18	4	97	3.2
Dehere	22	0	271	27	74	.365	15	34	.441	5	7	.714	5	17	22	26	28	0	5	14	3	74	3.4
Mayberry	9	0	126	7	19	.368	2	10	.200	4	5	.800	0	3	3	23	13	0	7	11	0	20	2.2
Sasser	6	0	39	5	11	.455	0	0	----	1	2	.500	2	5	7	2	4	0	2	2	0	11	1.8
Herrera	4	0	42	3	13	.231	0	0	----	0	2	.000	5	3	8	3	3	0	0	4	0	6	1.5
Ndiaye	4	0	27	1	4	.250	0	0	----	3	4	.750	3	2	5	1	9	0	0	1	1	5	1.3
GRIZZLIES	50		12175	1643	3838	.428	148	453	.327	1009	1408	.717	650	1359	2009	964	1123	7	420	848	199	4443	88.9
OPPONENT	50		12175	1813	3917	.463	229	653	.351	1021	1400	.729	673	1456	2129	1189	1164	15	490	779	328	4876	97.5

## Quick Facts

- The Vancouver Grizzlies finish 8-42 in a lockout-shortened season, ranking seventh in the Midwest Division.
- Shareef Abdur-Rahim** ranks fourth in the NBA in scoring with a franchise-record 23.0 points per game and scores in double figures in all 50 games.
- Guard **Mike Bibby** becomes the first Grizzlies rookie to start in each game during his rookie season while posting a club rookie-record 6.5 assists per game.
- The Grizzlies win a double-overtime game, 93-89, on Feb. 16 at the L.A. Clippers, before dropping a 131-129 triple-overtime thriller to the Boston Celtics the following night.

## NBA Statistical Rankings

Category	Vancouver	Opponents	Category	Vancouver	Opponents
Points Per Game	88.9	24th	Assists Per Game	19.3	23rd
Field Goal Pct.	.428	19th	Steals Per Game	8.40	16th
Free Throw Pct.	.717	20th	Turnovers Per Game	17.0	29th
3-Pt. Field Goal Pct.	.327	21st	Blocks Per Game	3.98	27th
Offensive Rebounds Per Game	13.0	12th	Personal Fouls Per Game	22.5	13th
Defensive Rebounds Per Game	27.2	27th	Disqualifications	7	9th
Rebounds Per Game	40.2	23rd	Points Per Game Differential	-8.6	27th

# 1998-1999 Game by Game

Date	Opponent	Van	Opp	Hm	Rd	Tot	Atten	Grizzlies Top Scorer	Grizzlies Top Rebounder	Opponent Top Scorer	
Feb 7	at Sacramento	L	87	109	0-0	0-1	17,317	Reeves	14 Reeves	9 Webber	25
Feb 8	PORTLAND	L	76	95	0-1	0-1	18,353	Massenburg	24 Massenburg	9 Sabonis	24
Feb 10	L.A. CLIPPERS	W	105	99	1-1	0-1	14,818	Abdur-Rahim	35 Abdur-Rahim, Massenburg	9 Murray	21
Feb 11	INDIANA	L	97	101	1-2	0-1	13,914	Abdur-Rahim	32 Abdur-Rahim	7 Smits	24
Feb 14	DALLAS	W	96	92	2-2	0-1	16,059	Mack	26 Smith	8 Nash	18
Feb 16	at L.A. Clippers	W	93	89 <sup>(OT)</sup>	2-2	1-1	9,626	Mack	22 Smith	15 Taylor	21
Feb 17	BOSTON	L	129	131 <sup>(OT)</sup>	2-3	1-1	3-4	13,041	Abdur-Rahim, Smith	13 Mercer, Walker	27
Feb 19	at Minnesota	L	96	115	2-3	1-2	3-5	17,907	Abdur-Rahim	9 Marbury	23
Feb 21	at Toronto	L	87	102	2-3	1-3	3-6	19,800	Abdur-Rahim	6 Carter	27
Feb 23	L.A. LAKERS	W	93	83	3-3	1-3	4-6	19,193	Abdur-Rahim	14 O'Neal	26
Feb 25	PHOENIX	L	86	94	3-4	1-3	4-7	13,494	Abdur-Rahim	11 Chapman, McCloud	16
Feb 27	HOUSTON	L	74	86	3-5	1-3	4-8	19,193	Abdur-Rahim	16 Pippen, Olajuwon	18
Feb 28	at Denver	L	112	116	3-5	1-4	4-9	9,248	Massenburg	7 McDyess	46
Mar 2	SACRAMENTO	L	101	111	3-6	1-4	4-10	13,252	Abdur-Rahim	12 Webber	36
Mar 3	at Utah	L	86	109	3-6	1-5	4-11	18,556	Mack	6 Russell	17
Mar 4	MINNESOTA	L	93	102	3-7	1-5	4-12	13,329	Abdur-Rahim	9 Garnett	23
Mar 6	HOUSTON	L	92	107	3-8	1-5	4-13	19,193	Abdur-Rahim	12 Dickerson	26
Mar 8	PORTLAND	L	73	92	3-9	1-5	4-14	13,552	Abdur-Rahim	9 Jackson	21
Mar 9	at Golden State	L	82	92	3-9	1-6	4-15	10,043	Abdur-Rahim	12 Marshall	20
Mar 11	at Houston	L	91	102	3-9	1-7	4-16	16,285	Abdur-Rahim	9 Olajuwon	31
Mar 13	at Dallas	L	74	91	3-9	1-8	4-17	14,184	Abdur-Rahim, Lopez	10 Finley	21
Mar 15	at Denver	L	84	110	3-9	1-9	4-18	8,251	Abdur-Rahim	8 McDyess	21
Mar 16	at Seattle	L	85	87	3-9	1-10	4-19	17,072	Abdur-Rahim, Reeves	11 Baker	31
Mar 18	MINNESOTA	W	86	81	4-9	1-10	5-19	17,466	Reeves	13 Garnett	20
Mar 20	SAN ANTONIO	L	88	92 <sup>(OT)</sup>	4-10	1-10	5-20	19,193	Abdur-Rahim	11 Duncan	24
Mar 22	at Phoenix	L	84	89	4-10	1-11	5-21	18,855	Abdur-Rahim	8 Kidd	24
Mar 24	PHILADELPHIA	L	90	95 <sup>(OT)</sup>	4-11	1-11	5-22	16,615	Massenburg, Bibby	12 Iverson	34
Mar 26	UTAH	L	80	85	4-12	1-11	5-23	19,193	Abdur-Rahim	9 Malone	26
Mar 29	at L.A. Lakers	L	98	116	4-12	1-12	5-24	17,312	Abdur-Rahim	12 O'Neal	26
Mar 30	DENVER	W	101	87	5-12	1-12	6-24	15,018	Abdur-Rahim	11 Van Exel	29
Apr 1	at San Antonio	L	91	103	5-12	1-13	6-25	16,384	Abdur-Rahim	12 Duncan	39
Apr 2	at Atlanta	L	81	84	5-12	1-14	6-26	8,748	Abdur-Rahim	9 Mutombo	24
Apr 4	at Chicago	L	87	88	5-12	1-15	6-27	22,198	Abdur-Rahim	11 Bryant	25
Apr 6	at Portland	L	89	98	5-12	1-16	6-28	18,105	Abdur-Rahim, Lopez, Bibby	8 Williams, Rider, Wallace	15
Apr 7	DENVER	L	84	87	5-13	1-16	6-29	17,151	Abdur-Rahim	9 McDyess	24
Apr 9	SEATTLE	W	98	93	6-13	1-16	7-29	19,193	Abdur-Rahim	11 Ellis	20
Apr 11	SACRAMENTO	L	88	91	6-14	1-16	7-30	17,167	Abdur-Rahim	14 Webber	24
Apr 12	at Utah	L	80	98	6-14	1-17	7-31	19,911	Abdur-Rahim	6 Anderson, Horaceck	18
Apr 14	at Houston	L	85	102	6-14	1-18	7-32	16,285	Abdur-Rahim, Massenburg	9 Olajuwon	27
Apr 16	at Minnesota	L	75	89	6-14	1-19	7-33	18,347	Abdur-Rahim	14 Smith	26
Apr 18	GOLDEN STATE	L	85	90	6-15	1-19	7-34	17,063	Abdur-Rahim	12 Marshall	24
Apr 19	at L.A. Lakers	L	102	117	6-15	1-20	7-35	17,505	Massenburg	14 O'Neal	35
Apr 21	L.A. CLIPPERS	W	97	94	7-15	1-20	8-35	15,885	Abdur-Rahim	6 Taylor	24
Apr 23	SEATTLE	L	84	97	7-16	1-20	8-36	19,193	Abdur-Rahim	11 MacLean, Payton	25
Apr 24	at L.A. Clippers	L	96	105	7-16	1-21	8-37	13,493	Abdur-Rahim	8 Taylor	25
Apr 27	at Dallas	L	75	84	7-16	1-22	8-38	12,650	Bibby	10 Trent	20
Apr 29	SAN ANTONIO	L	72	99	7-17	1-22	8-39	18,448	Abdur-Rahim, Massenburg	8 Duncan	19
May 1	at Phoenix	L	77	107	7-17	1-23	8-40	19,023	Abdur-Rahim	8 Gugliotta	24
May 3	GOLDEN STATE	L	83	91	7-18	1-23	8-41	17,990	Abdur-Rahim	11 Cummings, Marshall	18
May 5	at Sacramento	L	95	99	7-18	1-24	8-42	17,317	Abdur-Rahim	14 Divac	29

INTRO

PLAYERS

OWNERSHIP

FRONT  
OFFICE

MEDIA

COMMUNITY  
INVESTMENT

HISTORY

PLAYOFFS

REVIEW

OPONENTS

NBA





## 1997-1998 Vancouver Grizzlies (19-63)



**Back Row, L-R:** Brian Hill, Jim Boylan, Lionel Hollins, Jack Nolan, George Lynch, Shareef Abdur-Rahim, Pete Chilcutt, Otis Thorpe, Bryant Reeves, Ivano Newbill, Tony Massenburg, Stu Jackson, Noah Croom, Troy Wenzel, Scott McCullough, Rob Hackett. **Front Row, L-R:** Doug West, Chris Robinson, Anthony Peeler, Lee Mayberry, Antonio Daniels, Marcus Brown, Sam Mack, Blue Edwards.

Player	--Field Goals--						--3-Point FG--			--Free Throws--			--Rebounds--			PF	Dq	Stl	TO	Blk	Pts	Avg	
	G	GS	Min	FG	FGA	Pct	FG	FGA	Pct	FT	FTA	Pct	Off	Def	Tot								Ast
Abdur-Rahim	82	82	2950	653	1347	.485	21	51	.412	502	640	.784	227	354	581	213	201	0	89	257	76	1829	22.3
Reeves	74	74	2527	492	941	.523	0	4	.000	223	316	.706	196	389	585	155	278	6	39	156	80	1207	16.3
Thorpe	47	46	1574	205	420	.477	0	4	.000	118	170	.694	100	271	371	161	158	3	30	115	23	528	11.2
Mack	57	54	1414	222	559	.397	110	269	.409	62	77	.805	30	103	133	101	117	0	41	69	11	616	10.8
Edwards	81	20	1968	326	742	.439	40	120	.333	180	215	.837	61	156	217	201	183	0	86	134	27	872	10.8
Peeler	8	8	202	35	72	.486	5	19	.263	4	6	.667	6	14	20	23	16	0	9	6	0	79	9.9
Daniels	74	50	1956	228	548	.416	11	52	.212	112	170	.659	22	121	143	334	88	0	55	164	10	579	7.8
Lynch	82	0	1493	248	516	.481	9	30	.300	111	158	.703	147	215	362	122	161	0	65	104	41	616	7.5
Massenburg	61	13	894	148	309	.479	0	0	---	100	137	.730	80	152	232	21	123	0	25	60	24	396	6.5
Smith	30	29	706	67	133	.504	0	1	.000	48	73	.658	85	121	206	59	60	0	26	36	6	182	6.1
Chilcutt	82	0	1420	156	359	.435	54	130	.415	39	59	.661	77	229	306	104	158	0	53	62	37	405	4.9
Mayberry	79	32	1835	131	349	.375	63	180	.350	38	51	.745	19	95	114	349	164	1	65	113	10	363	4.6
Hurley	27	0	458	46	123	.374	1	7	.143	29	39	.744	5	25	30	97	43	0	10	44	0	122	4.5
C.Robinson	16	0	143	23	63	.365	7	24	.292	1	2	.500	0	13	13	10	21	0	7	15	1	54	3.4
L.Robinson	6	0	41	6	19	.316	3	6	.500	2	2	1.000	2	10	12	1	0	0	4	2	0	17	2.8
Newbill	28	2	249	20	57	.351	1	1	1.000	17	30	.567	24	45	69	9	38	0	10	17	3	58	2.1
GRIZZLIES	82		19830	3006	6567	.458	325	898	.362	1586	2145	.739	1081	2313	3394	1960	1809	10	614	1405	349	7923	96.6
OPPONENT	82		19830	3230	6797	.475	428	1111	.385	1634	2233	.732	1144	2358	3502	2101	1832	12	836	1163	538	8522	103.9

## Quick Facts

- The Vancouver Grizzlies establish a then franchise high for wins with a 19-63 record, placing sixth in the Midwest Division.
- **Shareef Abdur-Rahim** sets a franchise season record in points (1,829), field goals made (653) and free throws made (502), while ranking sixth in the NBA with 22.3 points per game.
- The club dishes out a franchise-best 1,960 assists.
- The Grizzlies grab a club-record 1,081 offensive rebounds.
- **Bryant Reeves** finishes 10th in the NBA in field goal percentage, shooting 52.3 percent from the field.
- **Antonio Daniels** sets a Grizzlies rookie record by dishing out 334 assists.

## NBA Statistical Rankings

Category	Vancouver		Opponents		Category	Vancouver		Opponents	
Points Per Game	96.6	10th	103.9	28th	Assists Per Game	23.9	6th	25.6	28th
Field Goal Pct.	.457	9th	.475	27th	Steals Per Game	7.49	26th	10.20	29th
Free Throw Pct.	.739	16th	.732	11th	Turnovers Per Game	17.1	28th	14.2	23rd
3-Pt. Field Goal Pct.	.362	6th	.385	29th	Blocks Per Game	4.26	24th	6.56	29th
Offensive Rebounds Per Game	13.2	12th	14.0	25th	Personal Fouls Per Game	22.1	10th	22.3	15th
Defensive Rebounds Per Game	28.2	18th	28.7	20th	Disqualifications	10	3rd	12	24th
Rebounds Per Game	41.4	15th	42.7	23rd	Points Per Game Differential	-7.3	25th		





## 1997-1998 Game by Game

Date	Opponent	Van	Opp	Hm	Rd	Tot	Atten	Grizzlies Top Scorer	Grizzlies Top Rebounder	Opponent Top Scorer				
Oct 31	DALLAS	L	88	90	0-1	0-0	17,021	Abdur-Rahim	31	Abdur-Rahim, Thorpe	9	Davis	18	
Nov 1	SACRAMENTO	W	97	96	1-1	0-0	15,460	Abdur-Rahim	19	Thorpe	13	Richmond	24	
Nov 4	at Dallas	L	87	92	1-1	0-1	14,285	Abdur-Rahim	28	Thorpe	14	Finley	29	
Nov 5	at San Antonio	L	79	87	1-1	0-2	14,523	Peeler	19	Thorpe	9	Robinson	22	
Nov 7	MINNESOTA	L	97	108	1-2	0-2	14	15,302	Abdur-Rahim	23	Abdur-Rahim	17	Marbury	26
Nov 9	DETROIT	W	104	96 <sup>(m)</sup>	2-2	0-2	2-4	14,925	Abdur-Rahim, Reeves	22	Abdur-Rahim	11	Hunter	23
Nov 11	L.A. CLIPPERS	W	119	113	3-2	0-2	3-4	15,160	Abdur-Rahim	29	Thorpe	15	Rogers	26
Nov 12	at Utah	L	80	98	3-2	0-3	3-5	19,851	Reeves	19	Abdur-Rahim, Lynch	7	Malone	26
Nov 15	MILWAUKEE	W	109	94	4-2	0-3	4-5	17,666	Abdur-Rahim	24	Newbill	10	Brandon	22
Nov 16	at L.A. Lakers	L	95	121	4-2	0-4	4-6	17,139	Abdur-Rahim	25	Massenburg	8	Jones	28
Nov 18	at Denver	W	100	87	4-2	1-4	5-6	9,718	Edwards	27	Thorpe	7	Jackson	18
Nov 19	at Seattle	L	87	107	4-2	1-5	5-7	17,072	Abdur-Rahim	25	Thorpe	8	Payton	31
Nov 21	DENVER	W	99	96	5-2	1-5	6-7	15,988	Abdur-Rahim	28	Lynch	11	Newman, Stith	22
Nov 23	at New York	L	84	104	5-2	1-6	6-8	19,763	Reeves	18	Chilcutt	9	Ewing, Oakley	19
Nov 26	at Milwaukee	L	82	101	5-2	1-7	6-9	15,126	Abdur-Rahim	19	Reeves	9	Robinson	25
Nov 27	at Indiana	L	85	106	5-2	1-8	10	14,391	Lynch	15	Lynch	9	Mullin	27
Nov 29	at Minnesota	L	87	106	5-2	1-9	6-11	17,494	Daniels	16	Reeves	8	Gugliotta	23
Nov 30	at Detroit	W	97	95	5-2	2-9	7-11	16,030	Abdur-Rahim	19	Thorpe	10	Williams	26
Dec 3	ORLANDO	L	97	101	5-3	2-9	7-12	15,069	Abdur-Rahim	24	Thorpe	13	Strong	23
Dec 5	CLEVELAND	L	98	107	5-4	2-9	7-13	15,558	Abdur-Rahim	27	Thorpe	11	Persson	30
Dec 9	at Phoenix	L	85	107	5-4	2-10	7-14	19,023	Abdur-Rahim	21	Abdur-Rahim	9	Ceballos	21
Dec 12	GOLDEN STATE	W	95	88	6-4	2-10	8-14	14,810	Abdur-Rahim	30	Lynch	10	Smith	23
Dec 14	HOUSTON	W	110	105	7-4	2-10	9-14	14,411	Reeves	23	Reeves	10	Willis	28
Dec 16	at Houston	L	91	118	7-4	2-11	9-15	16,285	Abdur-Rahim	18	Chilcutt	8	Willis	23
Dec 17	at San Antonio	L	87	98	7-4	2-12	9-16	13,576	Abdur-Rahim	24	Daniels	10	Robinson	33
Dec 19	at Portland	L	91	96	7-4	2-13	9-17	19,863	Abdur-Rahim	25	Abdur-Rahim, Massenburg	10	Rider	31
Dec 21	PORTLAND	W	88	86	8-4	2-13	10-17	15,174	Abdur-Rahim	28	Abdur-Rahim	14	Rider	19
Dec 26	PHOENIX	L	100	118	8-5	2-13	10-18	17,023	Abdur-Rahim	23	Thorpe, Reeves	7	Ceballos	22
Dec 28	UTAH	L	88	89	8-6	2-13	10-19	16,488	Abdur-Rahim	31	Abdur-Rahim, Reeves	10	Malone	26
Dec 30	SAN ANTONIO	L	115	124	8-7	2-13	10-20	15,872	Mack	28	Reeves	12	Person	32
Jan 1	PHILADELPHIA	L	104	115	8-8	2-13	10-21	15,495	Abdur-Rahim	23	Abdur-Rahim	12	Iverson	29
Jan 2	at Sacramento	L	80	94	8-8	2-14	10-22	13,925	Abdur-Rahim	30	Reeves	13	Richmond	23
Jan 4	SEATTLE	L	108	120	8-9	2-14	10-23	15,122	Abdur-Rahim, Mack	21	Chilcutt	10	Baker	30
Jan 6	L.A. LAKERS	L	87	100	8-10	2-14	10-24	15,837	Reeves	25	Reeves, Chilcutt	11	O'Neal	25
Jan 7	at L.A. Clippers	L	102	110	8-10	2-15	10-25	4,107	Abdur-Rahim	30	Thorpe	8	Taylor	25
Jan 9	CHARLOTTE	L	90	98	8-11	2-15	10-26	15,251	Abdur-Rahim	22	Thorpe	9	Rice	26
Jan 11	MIAMI	L	90	96	8-12	2-15	10-27	15,186	Abdur-Rahim	26	Abdur-Rahim	10	Hardaway	20
Jan 13	at Philadelphia	L	89	107	8-12	2-16	10-28	10,838	Abdur-Rahim	23	Reeves, Thorpe	10	Thomas	23
Jan 15	at Boston	L	93	97	8-12	2-17	10-29	16,855	Reeves	41	Reeves	12	Walker	22
Jan 16	at Washington	L	110	112	8-12	2-18	10-30	16,763	Thorpe	21	Thorpe	8	Howard	25
Jan 20	DENVER	W	88	77	9-12	2-18	11-30	15,852	Abdur-Rahim	24	Reeves	12	L. Ellis	21
Jan 23	at Golden State	W	88	80	9-12	3-18	12-30	12,359	Abdur-Rahim	26	Reeves	8	Smith	23
Jan 24	GOLDEN STATE	W	107	96	10-12	3-18	13-30	16,223	Abdur-Rahim	20	Thorpe	12	Smith	32
Jan 27	CHICAGO	L	85	103	10-13	3-18	13-31	19,193	Abdur-Rahim	16	Reeves, Thorpe, Chilcutt	6	Pippen	29
Jan 29	MINNESOTA	L	106	112	10-14	3-18	13-32	15,111	Abdur-Rahim	27	Thorpe	13	Marbury	31
Jan 31	NEW JERSEY	L	106	116	10-15	3-18	13-33	17,094	Abdur-Rahim	26	Thorpe	20	Cassell	26
Feb 2	at Dallas	L	90	104	10-15	3-19	13-34	11,049	Reeves	19	Reeves	10	Finley	30
Feb 3	at Houston	L	97	110	10-15	3-20	13-35	16,285	Abdur-Rahim	30	Reeves	8	Barkley	25
Feb 5	at Charlotte	L	93	108	10-15	3-21	13-36	21,984	Abdur-Rahim	19	Massenburg	9	Rice	30
Feb 12	HOUSTON	L	103	112	10-16	3-21	13-37	15,620	Abdur-Rahim	16	Abdur-Rahim	10	Drexler	25
Feb 14	WASHINGTON	W	110	108 <sup>(m)</sup>	11-16	3-21	14-37	16,105	Reeves	22	Abdur-Rahim, Reeves	12	Cheaney	24
Feb 18	BOSTON	L	105	114	11-17	3-21	14-38	16,703	Mack	27	Abdur-Rahim	8	Barros	29
Feb 20	at Atlanta	L	92	115	11-17	3-22	14-39	9,022	Abdur-Rahim	18	Reeves	11	Smith	21
Feb 22	at Toronto	L	105	113 <sup>(m)</sup>	11-17	3-23	14-40	16,932	Abdur-Rahim	22	Reeves	11	Billups	27
Feb 24	at New Jersey	L	101	110	11-17	3-24	14-41	13,335	Reeves	31	Reeves	15	Kittles	29
Feb 25	at Cleveland	L	101	106	11-17	3-25	14-42	13,701	Reeves	29	Reeves	8	Henderson	30
Mar 1	ATLANTA	L	76	101	11-18	3-25	14-43	15,371	Reeves, Chilcutt	16	Reeves	10	Blaylock, Henderson	20
Mar 3	INDIANA	L	103	111	11-19	3-25	14-44	15,095	Abdur-Rahim	27	Abdur-Rahim	9	Smits	26
Mar 6	SACRAMENTO	L	96	98	11-20	3-25	14-45	14,605	Abdur-Rahim	30	Abdur-Rahim	10	Richmond	32
Mar 8	TORONTO	W	113	106	12-20	3-25	15-45	16,098	Reeves	38	Reeves	11	Brown	21
Mar 12	at Denver	L	93	98	12-20	3-26	15-46	9,112	Mack	19	Reeves, Mack	6	Alexander	31
Mar 13	at Utah	L	101	110	12-20	3-27	15-47	19,911	Reeves	23	Reeves	12	Malone	20
Mar 15	L.A. LAKERS	L	110	119	12-21	3-27	15-48	18,983	Reeves	24	Abdur-Rahim	8	O'Neal	24
Mar 17	at Orlando	L	92	99	12-21	3-28	15-49	17,248	Edwards	19	Reeves	11	Anderson	21
Mar 18	at Miami	L	91	94	12-21	3-29	15-50	14,653	Abdur-Rahim	21	Reeves	9	Mourning	26
Mar 20	at Chicago	L	92	98	12-21	3-30	15-51	24,023	Reeves	30	Smith	13	Jordan	24
Mar 21	at Minnesota	L	88	102	12-21	3-31	15-52	18,336	Abdur-Rahim	31	Smith	12	Garnet	22
Mar 23	L.A. CLIPPERS	W	106	95	13-21	3-31	15-52	15,392	Reeves	35	Smith	18	Piatkowski	20
Mar 26	at Portland	L	102	108	13-21	3-32	16-53	20,581	Reeves	31	Reeves, Smith, Chilcutt	7	Sabonis	24
Mar 27	NEW YORK	L	89	97 <sup>(m)</sup>	13-22	3-32	16-54	17,630	Reeves	35	Reeves	14	Johnson	23
Mar 29	at Phoenix	L	98	106	13-22	3-33	16-55	19,023	Abdur-Rahim	30	Abdur-Rahim	12	Robinson	20
Mar 31	DALLAS	L	101	104	13-23	3-33	16-56	15,120	Abdur-Rahim	23	Smith, Lynch	13	Finley, Green	22
Apr 3	SEATTLE	L	98	138	13-24	3-33	16-57	19,193	Abdur-Rahim	19	Abdur-Rahim, L. Robinson	9	Hawkins	29
Apr 5	UTAH	L	93	99	13-25	3-33	16-58	18,068	Reeves	30	Abdur-Rahim	6	Malone	25
Apr 7	at L.A. Clippers	W	110	94	13-25	4-33	17-58	5,124	Abdur-Rahim	30	Abdur-Rahim	11	Austin	16
Apr 8	at L.A. Lakers	L	102	113	13-25	4-34	17-59	17,505	Abdur-Rahim	26	Massenburg	10	O'Neal	30
Apr 11	PORTLAND	W	105	96 <sup>(m)</sup>	14-25	4-34	18-59	16,432	Abdur-Rahim	31	Smith	10	Rider	26
Apr 12	PHOENIX	L	106	129	14-26	4-34	18-60	16,266	Daniels	23	Massenburg	12	McCloud	25
Apr 14	at Seattle	L	98	110	14-26	4-35	18-61	17,072	Massenburg	22	Massenburg, Newbill	7	Payton	27
Apr 16	SAN ANTONIO	L	97	110	14-27	4-35	18-62	17,485	Abdur-Rahim	32	Massenburg	11	Duncan	32
Apr 18	at Golden State	L	100	112	14-27	4-36	18-63	16,481	Massenburg	26	Massenburg	7	Dampier, Delk	23
Apr 19	at Sacramento	W	112	108 <sup>(m)</sup>	14-27	5-36	19-63	15,329	Massenburg	34	Massenburg	12	Abdul-Wahad	31

INFO  
PLAYERS  
OWNERSHIP  
FRONT OFFICE  
MEDIA  
COMMUNITY INVESTMENT  
HISTORY  
PLAYOFFS  
REVIEW  
OPPONENTS  
NBA



## 1996-1997 Vancouver Grizzlies (14-68)



**Back Row, L-R:** Troy Wenzel, Jay Hillock, Noah Croom, Larry Riley, Pete Chilcutt, Roy Rogers, Jack Lothian, Bryant Reeves, Eric Mobley, Rich Manning, Shareef Abdur-Rahim, Rex Hughes, Lionel Hollins, Jimmy Powell, Rob Hackett. **Front Row, L-R:** Stu Jackson, Chucky Atkins, Tim Breaux, Lawrence Moten, Anthony Peeler, Greg Anthony, Blue Edwards, George Lynch, Doug Edwards, Chris Robinson, Lee Mayberry, Brian Winters.

Player	--Field Goals--						--3-Point FG--			--Free Throws--			--Rebounds--										
	G	GS	Min	FG	FGA	Pct	FG	FGA	Pct	FT	FTA	Pct	Off	Def	Tot	Ast	PF	Dq	Stl	TO	Blk	Pts	Avg
Abdur-Rahim	80	71	2802	550	1214	.453	7	27	.259	387	519	.746	216	339	555	175	199	0	79	225	79	1494	18.7
Reeves	75	75	2777	498	1025	.486	1	11	.091	216	307	.704	174	436	610	160	270	3	29	175	67	1213	16.2
Peeler	72	57	2291	402	1011	.398	128	343	.373	109	133	.820	54	193	247	256	168	0	105	157	17	1041	14.5
Anthony	65	44	1863	199	507	.393	88	238	.370	130	178	.730	25	159	184	407	122	0	129	129	4	616	9.5
Lynch	41	27	1059	137	291	.471	8	31	.258	60	97	.619	98	163	261	76	97	1	63	64	17	342	8.3
Edwards	61	12	1439	182	458	.397	25	89	.281	89	109	.817	49	140	189	114	135	0	38	81	20	478	7.8
Moten	67	18	1214	171	441	.388	41	141	.291	64	99	.646	43	76	119	129	83	0	48	81	24	447	6.7
Rogers	82	50	1848	244	483	.505	1	1	1.000	54	94	.574	139	247	386	46	214	1	21	86	163	543	6.6
Williams	32	1	553	82	143	.573	0	1	1.000	33	49	.673	60	78	138	15	72	1	16	28	26	197	6.2
Mayberry	80	38	1952	149	370	.403	83	221	.376	29	46	.630	29	105	134	329	159	0	60	90	8	410	5.1
C. Robinson	41	6	681	69	182	.379	34	89	.382	16	26	.615	23	48	71	65	85	2	28	34	9	188	4.6
Chilcutt	54	1	662	72	165	.436	25	69	.362	13	22	.591	67	89	156	47	52	0	26	28	17	182	3.4
Manning	16	1	128	18	48	.375	2	3	.667	6	8	.750	8	15	23	2	18	0	3	5	1	44	2.8
Mobley	28	8	307	28	63	.444	0	0	---	16	30	.533	30	28	58	14	44	0	5	29	10	72	2.6
Leckner	19	1	115	14	30	.467	0	0	---	6	12	.500	5	30	35	4	32	0	3	10	2	34	1.8
Norris	8	0	89	4	22	.182	2	10	.200	2	5	.400	3	9	12	23	5	0	4	5	0	12	1.5
GRIZZLIES	82	19780	2819	6453	.437	445	1274	.349	1230	1734	.709	1023	2155	3178	1862	1755	8	657	1301	464	7313	89.2	
OPPONENT	82	19780	3092	6556	.472	500	1369	.365	1468	2018	.727	1206	2426	3632	1974	1593	15	725	1251	461	8152	99.4	

## Quick Facts

- The Vancouver Grizzlies post a 14-68 record, placing seventh in the Midwest Division.
- Shareef Abdur-Rahim** becomes the only unanimous selection on the NBA All-Rookie First Team by averaging 18.7 points (second among rookies, 26th in NBA) and finishes third in Rookie of the Year balloting behind winner **Allen Iverson** and **Stephon Marbury**, while being named NBA Rookie of the Month in December and February.
- Anthony Peeler** becomes the first player in franchise history to score 40 points in a game, accomplishing the feat on Feb. 4 at New Jersey.
- Bryant Reeves** sets a franchise record by making 18 field goals on April 19 at Phoenix.
- President and General Manager **Stu Jackson** assumes the head coaching duties on Jan. 24, replacing **Brian Winters**.
- Greg Anthony** finishes ninth in the NBA in steals at 1.98 per game.
- Roy Rogers** places 12th in the league in blocks with 1.99 swats per game.

## NBA Statistical Rankings

Category	Vancouver	Opponents	Category	Vancouver	Opponents
Points Per Game	89.2 28th	99.4 21st	Assists Per Game	22.7 10th	24.1 25th
Field Goal Pct.	.437 26th	.472 26th	Steals Per Game	8.01 15th	8.84 24th
Free Throw Pct.	.709 27th	.727 4th	Turnovers Per Game	15.9 16th	15.3 22nd
3-Pt. Field Goal Pct.	.349 23rd	.365 19th	Blocks Per Game	5.66 6th	5.62 26th
Offensive Rebounds Per Game	12.5 15th	14.7 29th	Personal Fouls Per Game	21.4 9th	19.4 29th
Defensive Rebounds Per Game	26.3 28th	29.6 22nd	Disqualifications	8 1st	15 23rd
Rebounds Per Game	38.8 27th	44.3 27th	Points Per Game Differential	-8.6 29th	



# 1996-1997 Game by Game

Date	Opponent	Van	Opp	Hm	Rd	Tot	Atten	Grizzlies Top Scorer	Grizzlies Top Rebounder	Opponent Top Scorer			
Nov 1	PORTLAND	L	85	114	0-1	0-0	19,193	Abdur-Rahim, Edwards	16	Abdur-Rahim, Chilcutt	5 Robinson	22	
Nov 3	GOLDEN STATE	L	95	105	0-2	0-0	0-2	15,781	Peeler	21	Reeves	10 Mullin	24
Nov 5	at Chicago	L	73	96	0-2	0-1	0-3	23,726	Anthony	13	Four players tied	5 Jordan	22
Nov 6	at Milwaukee	L	89	105	0-2	0-2	0-4	13,689	Abdur-Rahim, Edwards	18	Reeves	11 Allen, Baker	20
Nov 8	at Cleveland	L	72	88	0-2	0-3	0-5	13,691	Anthony	13	Reeves, Edwards	6 Sura	15
Nov 10	NEW YORK	L	82	101	0-3	0-3	0-6	17,356	Peeler	16	Reeves	8 Ewing	21
Nov 12	L.A. CLIPPERS	L	92	99 <sup>20th</sup>	0-4	0-3	0-7	14,259	Reeves	30	Reeves	11 Sealy	22
Nov 14	PHOENIX	W	92	89	1-4	0-3	1-7	15,158	Edwards	34	Four players tied	5 Nash	17
Nov 15	at Utah	L	96	104	1-4	0-4	1-8	19,046	Edwards	23	Rogers, Anthony	7 Malone	21
Nov 17	at Seattle	L	81	91	1-4	0-5	1-9	17,072	Rogers	18	Rogers	9 Payton	21
Nov 18	SACRAMENTO	L	83	84	1-5	0-5	1-10	14,672	Reeves	19	Rogers	9 Owens	17
Nov 20	MIAMI	L	75	94	1-6	0-5	1-11	15,054	Reeves	16	Reeves	10 Hardaway	19
Nov 24	SAN ANTONIO	W	96	91	2-6	0-5	2-11	15,874	Abdur-Rahim	18	Abdur-Rahim	9 Wilkins	26
Nov 26	at Atlanta	L	80	101	2-6	0-6	2-12	6,957	Abdur-Rahim	19	Peeler	8 Laethner	18
Nov 27	at Detroit	L	78	87	2-6	0-7	2-13	15,195	Anthony	24	Mobley	7 Hunter	24
Nov 29	at Indiana	L	94	104	2-6	0-8	2-14	15,488	Abdur-Rahim	20	Lynch	11 Miller	25
Nov 30	at Philadelphia	L	90	96	2-6	0-9	2-15	13,038	Rogers	16	Lynch	7 Stackhouse	31
Dec 4	INDIANA	L	80	127	2-7	0-9	2-16	15,699	Abdur-Rahim	20	Rogers	5 Miller	36
Dec 6	at San Antonio	W	105	89	2-7	1-9	3-16	13,646	Reeves	29	Abdur-Rahim, Lynch	8 Wilkins	24
Dec 7	at Dallas	L	85	96	2-7	1-10	3-17	15,102	Peeler	16	Lynch	9 Harper	30
Dec 9	CHARLOTTE	L	91	107	2-8	1-10	3-18	15,780	Peeler	23	Reeves	10 Rice	20
Dec 12	at Portland	L	78	99	2-8	1-11	3-19	20,042	Chilcutt	13	Chilcutt	10 Anderson	22
Dec 13	ORLANDO	W	95	93	3-8	1-11	4-19	15,954	Reeves	27	Abdur-Rahim	11 Seikaly	25
Dec 15	at Phoenix	L	84	103	3-8	1-12	4-20	19,023	Abdur-Rahim	28	Abdur-Rahim	4 Horry	19
Dec 17	HOUSTON	W	93	92	4-8	1-12	5-20	16,205	Abdur-Rahim	22	Reeves	8 Oluajun	23
Dec 19	DALLAS	L	98	105	4-9	1-12	5-21	15,049	Peeler	25	Lynch	10 Gatling	25
Dec 20	at Denver	L	93	108	4-9	1-13	5-22	10,020	Peeler	19	Three players tied	5 Stith	29
Dec 22	WASHINGTON	W	91	87	5-9	1-13	6-22	15,751	Peeler	27	Lynch	12 Strickland	23
Dec 26	at Sacramento	L	88	111	5-9	1-14	6-23	17,317	Abdur-Rahim	28	Abdur-Rahim	9 Richmond, Polynice	18
Dec 28	PHOENIX	L	98	103	5-10	1-14	6-24	16,757	Peeler	30	Reeves, Lynch	9 Manning	19
Dec 30	SAN ANTONIO	L	88	95	5-11	1-14	6-25	15,749	Peeler	23	Abdur-Rahim	12 Maxwell, Johnson	23
Jan 3	SEATTLE	L	94	108	5-12	1-14	6-26	19,193	Peeler	24	Lynch	15 Payton	29
Jan 5	L.A. LAKERS	L	82	95	5-13	1-14	6-27	19,193	Peeler	17	Lynch	16 O'Neal	31
Jan 8	at Golden State	W	109	95	5-13	2-14	7-27	12,819	Abdur-Rahim	34	Rogers	10 Smith	37
Jan 9	GOLDEN STATE	L	86	102	5-14	2-14	7-28	15,454	Abdur-Rahim	17	Lynch	8 Sprewell	27
Jan 11	SACRAMENTO	L	101	109	5-15	2-14	7-29	16,092	Abdur-Rahim	37	Reeves	10 Richmond	32
Jan 14	at L.A. Lakers	L	81	91	5-15	2-15	7-30	15,686	Peeler	23	Reeves	10 O'Neal	24
Jan 15	DETROIT	L	79	103	5-16	2-15	7-31	16,059	Abdur-Rahim	15	Three players tied	8 Hill	31
Jan 17	UTAH	L	68	106	5-17	2-15	7-32	15,173	Reeves	17	Reeves	10 Malone	30
Jan 19	TORONTO	W	100	92	6-17	2-15	8-32	17,474	Abdur-Rahim	26	Lynch	13 Stoudamire	34
Jan 20	at Seattle	L	96	112	6-17	2-16	8-33	17,072	Anthony	24	Reeves	8 Payton	30
Jan 22	at Denver	L	84	94	6-17	2-17	8-34	8,422	Abdur-Rahim	22	Reeves	12 L. Ellis	32
Jan 23	MINNESOTA	L	76	95	6-18	2-17	8-35	15,282	Reeves	22	Reeves	8 Gugliotta	22
Jan 25	DENVER	L	82	83	6-19	2-17	8-36	17,102	Reeves	23	Abdur-Rahim, Reeves	9 L. Ellis	18
Jan 27	at Golden State	L	97	122	6-19	2-18	8-37	12,839	Abdur-Rahim	23	Abdur-Rahim	8 Sprewell	33
Jan 28	CHICAGO	L	96	111	6-20	2-18	8-38	19,193	Abdur-Rahim	24	Abdur-Rahim, Reeves	12 Jordan	28
Jan 30	at L.A. Clippers	L	94	100	6-20	2-19	8-39	5,122	Reeves	25	Reeves	12 Vaughn	28
Jan 31	ATLANTA	L	76	87	6-21	2-19	8-40	15,205	Abdur-Rahim	24	Abdur-Rahim	10 Smith	24
Feb 2	at Boston	W	102	92	6-21	3-19	9-40	15,737	Reeves	33	Reeves	18 Williams	22
Feb 4	at New Jersey	L	105	111	6-21	3-20	9-41	10,990	Peeler	40	Abdur-Rahim	11 Kittles	32
Feb 6	at Minnesota	L	86	103	6-21	3-21	9-42	14,277	Peeler	24	Chilcutt	10 Garrett	18
Feb 11	at Houston	L	97	106	6-21	3-22	9-43	16,285	Abdur-Rahim	24	Reeves	10 Willis, Price	20
Feb 12	at San Antonio	W	106	101	6-21	4-22	10-43	12,463	Reeves	31	Reeves	12 Maxwell	19
Feb 14	BOSTON	W	109	106	7-21	4-22	11-43	17,434	Abdur-Rahim	31	Reeves	12 Day	29
Feb 17	DALLAS	L	95	100	7-22	4-22	11-44	15,540	Reeves	27	Edwards	7 Finley, Green	21
Feb 19	MINNESOTA	L	73	84	7-23	4-22	11-45	15,729	Abdur-Rahim	26	Rogers	10 Garrett	25
Feb 21	at L.A. Lakers	L	91	99	7-23	4-23	11-46	17,031	Abdur-Rahim	30	Abdur-Rahim	11 Campbell, Jones	23
Feb 23	CLEVELAND	L	84	91	7-24	4-23	11-47	15,536	Reeves	26	Abdur-Rahim	8 Philis	23
Feb 26	L.A. CLIPPERS	L	80	83	7-25	4-23	11-48	15,619	Abdur-Rahim	28	Abdur-Rahim	13 Vaughn	22
Feb 28	PHILADELPHIA	L	100	104	7-26	4-23	11-49	17,463	Reeves	26	Abdur-Rahim	10 Stackhouse	25
Mar 2	UTAH	L	86	93	7-27	4-23	11-50	16,415	Peeler	25	Reeves	9 Russell	20
Mar 6	NEW JERSEY	L	96	102	7-28	4-23	11-51	16,673	Peeler	24	Reeves	12 Cassell	26
Mar 9	at Toronto	L	77	81	7-28	4-24	11-52	19,186	Peeler	25	Reeves	14 Williams	16
Mar 11	at Charlotte	L	92	98	7-28	4-25	11-53	24,042	Abdur-Rahim	24	Reeves	13 Rice, Mason	24
Mar 12	at Washington	L	82	104	7-28	4-26	11-54	11,007	Abdur-Rahim	18	Rogers	8 Webber	32
Mar 14	at Miami	L	82	88	7-28	4-27	11-55	14,728	Reeves	27	Reeves	11 Hardaway	19
Mar 16	at Orlando	L	89	100	7-28	4-28	11-56	17,248	Abdur-Rahim	22	Reeves	10 Wilkins	17
Mar 18	at New York	L	73	98	7-28	4-29	11-57	19,763	Abdur-Rahim	18	Williams	9 Ewing	22
Mar 19	at Minnesota	L	72	95	7-28	4-30	11-58	13,368	Abdur-Rahim	15	Chilcutt	6 Robinson	18
Mar 21	DENVER	W	108	101	8-28	4-30	12-58	19,193	Reeves	31	Abdur-Rahim	14 McDyeess	25
Mar 23	SEATTLE	L	92	106	8-29	4-30	12-59	17,645	Abdur-Rahim	23	Abdur-Rahim, Williams	7 Payton	31
Mar 25	at L.A. Clippers	L	104	110 <sup>am</sup>	8-29	4-31	12-60	5,528	Peeler	30	Reeves	10 Wright	24
Mar 27	L.A. LAKERS	L	98	102 <sup>am</sup>	8-30	4-31	12-61	18,722	Abdur-Rahim	21	Rogers	12 Campbell	25
Mar 28	at Portland	L	81	115	8-30	4-32	12-62	20,865	Peeler, Rogers	14	Williams	9 C. Robinson	26
Apr 1	MILWAUKEE	L	91	102	8-31	4-32	12-63	17,193	Abdur-Rahim	26	Rogers, Leckner	6 Robinson	25
Apr 4	at Utah	L	79	106	8-31	4-33	12-64	19,911	Reeves	15	Williams	8 Malone	16
Apr 6	HOUSTON	L	85	94	8-32	4-33	12-65	17,356	Reeves	23	Abdur-Rahim	16 Barkley	28
Apr 8	at Sacramento	L	93	109	8-32	4-34	12-66	17,317	Reeves	28	Reeves	13 Richmond	26
Apr 10	at Houston	L	94	102	8-32	4-35	12-67	16,285	Abdur-Rahim	20	Rogers	9 Barkley	21
Apr 12	at Dallas	W	96	85	8-32	5-35	13-67	14,060	Abdur-Rahim	30	Abdur-Rahim	17 Pack	22
Apr 17	PORTLAND	L	73	105	8-33	5-35	13-68	19,193	Peeler	16	Abdur-Rahim, Reeves	9 Wallace	25
Apr 19	at Phoenix	W	121	107	8-33	6-35	14-68	19,023	Reeves	39	Reeves	11 Johnson	36

INTRO

PLAYERS

OWNERSHIP

FRONT  
OFFICE

MEDIA

COMMUNITY  
INVESTMENT

HISTORY

PLAYOFFS

REVIEW

OPPONENTS

NBA



## 1995-1996 Vancouver Grizzlies (15-67)



**Back Row, L-R:** Chris King, Greg Anthony, Anthony Avent, Darrick Martin, Doug Edwards, Troy Wenzel, Bryant Reeves, Rob Hackett, Eric Mobley, Scott McCullough, Eric Murdock, Ashraf Amaya, Lawrence Moten, Byron Scott. **Front Row, L-R:** Kenny Gattison, Jimmy Powell, Brian Winters, Rex Hughes, Lionel Hollins, Blue Edwards.

Player	--Field Goals--						--3-Point FG--			--Free Throws--			--Rebounds--					Dq	Stl	TO	Blk	Pts	Avg
	G	GS	Min	FG	FGA	Pct	FG	FGA	Pct	FT	FTA	Pct	Off	Def	Tot	Ast	PF						
Anthony	69	69	2096	324	781	.415	90	271	.332	229	297	.771	29	145	174	476	137	1	116	160	11	967	14.0
Benjamin	13	13	404	71	161	.441	0	0	---	39	56	.696	31	72	103	16	40	1	10	34	15	181	13.9
Reeves	77	63	2460	401	877	.457	0	3	.000	219	299	.732	178	392	570	109	226	2	43	157	55	1021	13.3
B. Edwards	82	82	2773	401	956	.419	84	245	.343	157	208	.755	98	248	346	212	243	1	118	170	46	1043	12.7
Scott	80	0	1894	271	676	.401	74	221	.355	203	243	.835	40	152	192	123	126	0	63	100	22	819	10.2
Gattison	25	14	570	91	190	.479	0	0	---	47	78	.603	35	79	114	14	75	0	10	40	11	229	9.2
Murdock	64	14	1480	220	521	.422	39	122	.320	106	131	.809	21	134	155	292	124	0	129	120	9	585	9.1
King	80	66	1930	250	585	.427	44	113	.389	90	136	.662	102	183	285	104	163	0	68	103	33	634	7.9
Wilkins	28	14	738	77	205	.376	14	64	.219	20	23	.870	22	43	65	68	55	0	22	37	2	188	6.7
D.Martin	24	0	402	59	131	.450	5	22	.227	38	46	.826	13	25	38	61	47	0	27	37	1	161	6.7
Moten	44	3	573	112	247	.453	18	55	.327	49	75	.653	36	25	61	50	54	0	29	44	8	291	6.6
Amaya	54	34	1104	121	252	.480	0	1	.000	97	149	.651	114	189	303	33	151	3	22	57	10	339	6.3
Avent	71	32	1586	179	466	.384	0	0	---	57	77	.740	108	247	355	69	202	3	30	107	42	415	5.8
Harvey	18	6	410	39	95	.411	0	2	.000	20	43	.465	27	67	94	9	38	0	14	18	21	98	5.4
Mobley	34	1	611	72	131	.550	1	2	.500	37	83	.446	51	77	128	22	82	1	13	49	23	182	5.4
Manning	29	0	311	49	113	.434	0	1	.000	9	14	.643	16	39	55	7	37	0	3	17	6	107	3.7
D. Edwards	31	0	519	32	91	.352	0	4	.000	29	38	.763	35	52	87	39	51	2	10	29	18	93	3.0
C. Martin	4	0	19	3	5	.600	3	3	1.000	0	2	.000	1	1	2	2	1	0	1	1	0	9	2.3
GRIZZLIES	82		19880	2772	6483	.428	372	1129	.329	1446	1998	.724	957	2170	3127	1706	1852	14	728	1347	333	7860	89.8
OPPONENT	82		19880	3080	6486	.475	459	1226	.374	1561	2129	.733	1102	2550	3652	1988	1785	9	698	1423	474	8180	89.8

## Quick Facts

- In the Vancouver Grizzlies' inaugural season, the club finishes seventh in the Midwest Division with a 15-67 record.
- Brian Winters** is named the franchise's first head coach on June 19, 1995, while current Grizzlies head coach **Lionel Hollins** serves as an assistant coach.
- Kevin Pritchard** becomes the franchise's first player by signing with the Grizzlies on June 1. The club's first draft pick is **Bryant Reeves** from Oklahoma State, taken sixth overall in the 1995 NBA Draft.
- The Grizzlies play their first game on Oct. 13 vs. Portland, falling 104-86 in a preseason contest.
- The first triple-double in franchise history is recorded by **Blue Edwards** (15 points, 13 rebounds and 11 assists) on March 1 vs. Dallas.
- Reeves is named to the 1995-96 NBA All-Rookie Second Team, averaging 13.3 points and 7.4 rebounds in 77 games.
- The club drops a franchise-record 23 consecutive games from Feb. 16-April 2.
- Eric Murdock** finishes seventh in the NBA in steals with 1.85 thefts per game.

## NBA Statistical Rankings

Category	Vancouver		Opponents		Category	Vancouver		Opponents	
Points Per Game	89.8	29th	99.8	15th	Assists Per Game	20.8	25th	24.2	23rd
Field Goal Pct.	.428	27th	.475	22nd	Steals Per Game	8.88	5th	8.51	21st
Free Throw Pct.	.724	22nd	.733	8th	Turnovers Per Game	16.4	20th	17.4	2nd
3-Pt. Field Goal Pct.	.329	28th	.374	21st	Blocks Per Game	4.06	24th	5.78	22nd
Offensive Rebounds Per Game	11.7	22nd	13.4	23rd	Personal Fouls Per Game	22.6	13th	21.8	25th
Defensive Rebounds Per Game	26.5	25th	31.1	27th	Disqualifications	14	6th	9	28th
Rebounds Per Game	38.1	28th	44.5	28th	Points Per Game Differential	-10.0	29th		





## 1995-1996 Game by Game

Date	Opponent	Van	Opp	Hm	Rd	Tot	Atten	Grizzlies Top Scorer	Grizzlies Top Rebounder	Opponent Top Scorer	
Nov 3	at Portland	W	92	80	0-0	1-0	19,115	Benjamin	29	Benjamin	13
Nov 5	MINNESOTA	W	100	98 <sup>98</sup>	1-0	1-0	2-0	19,193	Scott	18	Gattison
Nov 7	at Dallas	L	88	99	1-0	1-1	2-1	15,325	Benjamin	16	Anthony
Nov 8	at San Antonio	L	62	111	1-0	1-2	2-2	12,355	King	12	Benjamin
Nov 10	L.A. CLIPPERS	L	91	98	1-1	1-2	2-3	17,345	Anthony	28	Benjamin
Nov 11	at Seattle	L	81	117	1-1	1-3	2-4	17,102	Benjamin	14	Benjamin
Nov 13	DALLAS	L	89	94	1-2	1-3	2-5	17,171	Anthony	19	Gattison
Nov 16	at L.A. Clippers	L	98	103	1-2	1-4	2-6	10,169	Scott	18	Harvey
Nov 17	L.A. LAKERS	L	91	114	1-3	1-4	2-7	19,193	Anthony	17	King
Nov 19	at New York	L	93	98	1-3	1-5	2-8	19,763	Benjamin	18	Benjamin
Nov 22	at Orlando	L	93	95	1-3	1-6	2-9	17,248	Scott	20	Benjamin, King
Nov 24	at Charlotte	L	104	116	1-3	1-7	2-10	24,042	Benjamin	18	Benjamin
Nov 25	at Miami	L	91	111	1-3	1-8	2-11	14,293	Benjamin	22	Benjamin
Nov 28	at Minnesota	L	98	121	1-3	1-9	2-12	10,251	Anthony	23	Gattison
Nov 30	CHICAGO	L	88	94	1-4	1-9	2-13	19,193	Anthony	27	Harvey
Dec 1	at L.A. Lakers	L	100	113	1-4	1-10	2-14	12,426	Anthony, B. Edwards	20	Reeves
Dec 3	MILWAUKEE	L	95	109	1-5	1-10	2-15	14,149	Anthony, Reeves, Harvey	13	Reeves
Dec 5	at Phoenix	L	108	112	1-5	1-11	2-16	19,023	Anthony, B. Edwards	22	Avent, Harvey
Dec 7	DETROIT	L	84	93	1-6	1-11	2-17	14,685	Anthony	31	Reeves
Dec 10	TORONTO	L	81	93	1-7	1-11	2-18	17,438	B. Edwards	23	Mobley
Dec 13	HOUSTON	L	89	100	1-8	1-11	2-19	15,715	B. Edwards	19	Amaya
Dec 15	PORTLAND	W	104	100 <sup>100</sup>	2-8	1-11	3-19	15,236	Reeves	25	Reeves
Dec 16	GOLDEN STATE	L	85	116	2-9	1-11	3-20	15,539	Moten	16	Reeves
Dec 18	at Sacramento	L	85	92	2-9	1-12	3-21	17,317	Reeves	23	Amaya
Dec 19	SEATTLE	W	94	93	3-9	1-12	4-21	16,701	B. Edwards	22	Reeves
Dec 21	at Seattle	L	68	92	3-9	1-13	4-22	17,072	Avent	16	Avent
Dec 22	PHOENIX	L	80	101	3-10	1-13	4-23	17,636	Reeves	19	Mobley
Dec 26	at Houston	L	84	100	3-10	1-14	4-24	16,285	Murdock	16	Reeves
Dec 28	at Dallas	L	101	103 <sup>103</sup>	3-10	1-15	4-25	17,502	Anthony, Reeves	18	Avent
Dec 30	BOSTON	W	103	95	4-10	1-15	5-25	19,193	B. Edwards	26	Reeves
Jan 5	PHILADELPHIA	W	103	102 <sup>102</sup>	5-10	1-15	6-25	17,870	Anthony	32	Avent
Jan 7	L.A. CLIPPERS	L	93	101	5-11	1-15	6-26	18,089	Anthony	25	Reeves
Jan 9	at Golden State	L	103	109	5-11	1-16	6-27	15,025	Murdock, Gattison	19	Avent
Jan 10	DENVER	L	85	91	5-12	1-16	6-28	15,416	B. Edwards	20	Reeves
Jan 12	GOLDEN STATE	L	95	104	5-13	1-16	6-29	16,581	B. Edwards	20	Reeves, Gattison
Jan 13	MIAMI	W	69	65	6-13	1-16	7-29	17,532	Anthony	21	Reeves, Avent
Jan 18	CLEVELAND	L	90	98	6-14	1-16	7-30	16,805	Anthony	27	Reeves
Jan 20	NEW YORK	W	84	80	7-14	1-16	8-30	19,193	Reeves, Anthony	14	Reeves
Jan 22	at Milwaukee	W	100	92	7-14	2-16	9-30	13,488	Reeves	22	Reeves
Jan 24	at Chicago	L	84	104	7-14	2-17	9-31	23,652	Reeves	23	B. Edwards
Jan 25	at Toronto	W	106	101 <sup>101</sup>	7-14	3-17	10-31	21,378	Reeves	25	Avent
Jan 27	at Washington	L	77	102	7-14	3-18	10-32	18,756	Reeves	13	D. Edwards
Jan 29	at Philadelphia	L	92	103	7-14	3-19	10-33	8,422	Anthony	18	D. Edwards
Jan 31	at Boston	L	98	131	7-14	3-20	10-34	17,025	Reeves, Scott, Murdock	16	Reeves
Feb 2	NEW JERSEY	L	84	93	7-15	3-20	10-35	16,141	Scott	27	Reeves
Feb 5	UTAH	L	83	92	7-16	3-20	10-36	15,827	Scott	19	Reeves
Feb 7	at Utah	L	79	102	7-16	3-21	10-37	19,911	Murdock	16	Reeves, Avent, Scott
Feb 14	SACRAMENTO	W	93	86	8-16	3-21	11-37	15,391	Anthony	21	Reeves
Feb 16	ATLANTA	L	100	110	8-17	3-21	11-38	15,664	Reeves	26	Reeves
Feb 18	SEATTLE	L	109	118	8-18	3-21	11-39	19,193	B. Edwards	23	Avent
Feb 19	at Phoenix	L	94	98 <sup>98</sup>	8-18	3-22	11-40	19,023	Anthony	18	Reeves
Feb 25	SAN ANTONIO	L	84	95	8-19	3-22	11-41	16,598	Reeves	22	Reeves
Feb 28	L.A. LAKERS	L	80	99	8-20	3-22	11-42	19,193	Reeves	22	Amaya
Mar 1	DALLAS	L	111	119	8-21	3-22	11-43	15,656	Reeves	23	B. Edwards
Mar 2	at Denver	L	82	108	8-21	3-23	11-44	15,832	Amaya	14	Reeves
Mar 4	WASHINGTON	L	81	96	8-22	3-23	11-45	15,996	Scott	20	Amaya
Mar 5	at Golden State	L	78	110	8-22	3-24	11-46	15,025	Amaya	16	Amaya
Mar 8	INDIANA	L	80	94	8-23	3-24	11-47	16,451	Reeves	12	Amaya
Mar 10	HOUSTON	L	89	95	8-24	3-24	11-48	19,193	King	17	Reeves
Mar 11	at Sacramento	L	88	92	8-24	3-25	11-49	17,317	Reeves	26	Reeves
Mar 15	ORLANDO	L	87	92 <sup>92</sup>	8-25	3-25	11-50	19,193	Murdock	16	Reeves
Mar 17	at Minnesota	L	85	90	8-25	3-26	11-51	12,228	Reeves	26	Reeves
Mar 19	at New Jersey	L	77	82	8-25	3-27	11-52	10,621	Reeves, Wilkins	15	Reeves
Mar 20	at Atlanta	L	93	98	8-25	3-28	11-53	8,297	Reeves	20	Reeves
Mar 22	at Indiana	L	94	111	8-25	3-29	11-54	16,715	Reeves	19	Reeves
Mar 24	at Cleveland	L	85	90	8-25	3-30	11-55	18,108	King	20	Reeves
Mar 26	at Detroit	L	75	86	8-25	3-31	11-56	15,781	Reeves	22	Amaya
Mar 28	DENVER	L	88	92	8-26	3-31	11-57	16,889	Reeves	21	Reeves
Mar 29	at Utah	L	91	105	8-26	3-32	11-58	19,911	B. Edwards	26	Reeves
Mar 31	CHARLOTTE	L	88	121	8-27	3-32	11-59	18,147	Reeves	17	Amaya
Apr 2	at Portland	L	85	101	8-27	3-33	11-60	19,868	Anthony	16	Avent
Apr 3	MINNESOTA	W	105	103	9-27	3-33	12-60	16,216	Reeves	28	Amaya
Apr 5	at L.A. Lakers	L	94	104	9-27	3-34	12-61	17,505	Moten	21	Avent
Apr 7	PHOENIX	L	92	112	9-28	3-34	12-62	19,193	Reeves, King	13	Avent
Apr 9	at Houston	L	84	90	9-28	3-35	12-63	16,285	Murdock	19	Avent
Apr 10	at San Antonio	L	82	105	9-28	3-36	12-64	17,269	Moten	14	Amaya
Apr 12	SACRAMENTO	W	99	98	10-28	3-36	13-64	18,619	Reeves	20	Amaya
Apr 14	PORTLAND	L	79	81	10-29	3-36	13-65	16,522	B. Edwards	21	Avent
Apr 16	SAN ANTONIO	L	86	95	10-30	3-36	13-66	16,127	King	17	Amaya
Apr 18	UTAH	L	79	94	10-31	3-36	13-67	18,407	King	21	King
Apr 19	at Denver	W	92	78	10-31	4-36	14-67	15,119	Wilkins	15	B. Edwards
Apr 21	at L.A. Clippers	W	108	101	10-31	5-36	15-67	13,298	B. Edwards	21	Avent

INFO

PLAYERS

OWNERSHIP

FRONT OFFICE

MEDIA

COMMUNITY INVESTMENT

HISTORY

PLAYOFFS

REVIEW

OPONENTS

NBA



Help defend the Grizzlies' true home court.  
Protect the forest. Use more paper.

INTERNATIONAL  PAPER



When you use paper, you give tree farmers a reason to plant more trees, manage their forests responsibly and avoid selling their land for development. If you want to learn more, watch videos, and spread the word about how the paper and printing industry fosters healthy forestland, visit [www.GoPaperGrowTrees.com](http://www.GoPaperGrowTrees.com).

Go paper.  Grow trees.  
[www.GoPaperGrowTrees.com](http://www.GoPaperGrowTrees.com)







Philips Arena – 18,371 (1999)  
Centennial Tower  
101 Marietta St., Suite 1900  
Atlanta, GA 30303  
(404) 878-3800  
www.hawks.com

## SCHEDULE

Thursday, February 2, 2012 at Atlanta

# 11-12

## DIRECTORY

**Ownership:** Bruce Levenson  
Michael Gearon  
Ed Peskowitz  
Rutherford Seydel  
Todd Foreman  
Michael Gearon Sr.  
Beau Turner

**Executive Vice President/**

**General Manager:** Rick Sund

**Head Coach:** Larry Drew

**Assistant Coaches:** Lester Conner  
Bob Bender  
Kenny Gattison  
Tyrone Hill

**Assistant Coach/Player Performance:** Pete Radulovic

**Head Athletic Trainer:** Wally Blase

**Communications Staff:** Arthur Triche  
Jon Steinberg  
Jason Roose

## GENERAL INFORMATION

**Radio – 99X (98.9 FM):** Steve Holman (play by play)

**Television – SportSouth:** Bob Rathbun (play-by-play),  
Dominique Wilkins (analyst),  
Jerome Jurenovich  
(sideline reporter)

**Team Colors:** Red, White, Blue

## BACKGROUND

Founded (NBL/NBA): 1946-47/1949-50 (Tri-Cities Blackhawks)

NBA Seasons: 62

All-Time NBA Regular Season Record: 2,420-2,492 (.493)

2010-11 Record: 44-38 (3rd in Southeast Division)

2011 Playoffs: Eliminated by Chicago (4-2)  
in the Eastern Conference Semifinals

## Grizzlies Players Career Stats vs. Atlanta

PLAYER	G-GS	MIN	FG-FGA	PCT	3FG-FGA	PCT	FT-FTA	PCT	OFF	DEF	TOT	AST	PF-DQ	STL	TO	BLK	PTS	AVG	HI
Randolph	17-16	599	140-259	.541	5-12	.417	68-84	.810	53	129	182	27	45-0	8	36	7	353	20.8	31
Gay	10-9	356	72-152	.474	5-22	.227	34-37	.919	17	34	51	19	28-0	10	23	8	183	18.3	29
Mayo	6-5	208	34-78	.436	8-22	.364	11-12	.917	3	14	17	15	16-1	7	14	2	87	14.5	26
Conley	7-7	231	40-68	.588	6-13	.462	7-8	.875	3	14	17	41	16-0	7	15	2	93	13.3	23
Gasol	5-5	161	24-40	.600	0-0	---	16-21	.762	11	25	36	13	12-0	1	7	3	64	12.8	19
Young	4-0	78	21-36	.583	1-4	.250	6-7	.857	2	7	9	5	8-0	4	7	1	49	12.3	20
Arthur	4-3	89	16-29	.552	0-0	---	6-7	.857	6	14	20	2	11-1	0	3	1	38	9.5	19
Allen	16-3	244	32-75	.427	0-2	.000	17-20	.850	12	17	29	13	30-0	14	20	5	81	5.1	20
Henry	2-1	37	4-7	.571	0-0	---	1-3	.333	1	1	2	1	4-0	0	0	1	9	4.5	6
Vasquez	1-0	9	1-3	.333	0-1	.000	0-2	.000	0	1	1	4	2-0	0	0	0	2	2.0	2





## GRIZZLIES VS HAWKS SERIES RECORDS

Record	W-L	Current Streak
Overall	10-21	Atlanta, four wins
Home	7-8	Atlanta, two wins
Road	3-13	Atlanta, five wins

Last home win:	4/15/09 (98-90)
Last home loss:	10/27/10 (104-119)
Last road win:	11/12/05 (85-84)
Last road loss:	12/1/10 (109-112)
Largest margin of victory:	32, 3/16/03 (124-92)
Largest margin of defeat:	25, 3/1/98 (76-101)

## All-Time Series

Season	W-L	Date	Results	Home	Visitor	Season	W-L	Date	Results	Home	Visitor				
2010-11	0-2	12/1/10	L	Atlanta	112	Grizzlies	2002-03	1-1	4/5/03	L	Atlanta	97	Grizzlies	91	
		10/27/10	L	Grizzlies	104	Atlanta			119	3/16/03	W	Grizzlies	124	Atlanta	92
2009-10	0-2	2/9/10	L	Grizzlies	94	Atlanta	2001-02	0-2	3/4/02	L	Atlanta	95	Grizzlies	76	
		12/16/09	L	Atlanta	110	Grizzlies			97	1/4/02	L	Grizzlies	109	Atlanta	113
2008-09	1-1	4/15/09	W	Grizzlies	98	Atlanta	2000-01	1-1	3/13/01	L	Atlanta	109	Grizzlies	99	
		12/3/08	L	Atlanta	105	Grizzlies			95	11/6/00	W	Grizzlies	97	Atlanta	87
2007-08	0-2	3/31/08	L	Grizzlies	99	Atlanta	1999-00	1-1	3/1/00	L	Atlanta	91	Grizzlies	86	
		12/8/07	L	Atlanta	86	Grizzlies			78	11/10/99 (ot)	W	Grizzlies	102	Atlanta	97
2006-07	0-2	3/9/07	L	Atlanta	106	Grizzlies	105	1998-99	0-1	4/2/99	L	Atlanta	84	Grizzlies	81
		12/15/06	L	Grizzlies	88	Atlanta	97			1997-98	0-2	3/1/98	L	Grizzlies	76
2005-06	2-0	4/2/06	W	Grizzlies	98	Atlanta	87			2/20/98		L	Atlanta	115	Grizzlies
		11/12/05	W	Atlanta	84	Grizzlies	85			1996-97	0-2	1/31/97	L	Grizzlies	76
2004-05	2-0	1/29/05	W	Grizzlies	84	Atlanta	83			11/26/96		L	Atlanta	101	Grizzlies
		12/8/04	W	Atlanta	89	Grizzlies	97			1995-96	0-2	3/20/96	L	Atlanta	98
2003-04	2-0	3/29/04 (2ot)	W	Atlanta	133	Grizzlies	136			2/16/96		L	Grizzlies	100	Atlanta
		12/10/03	W	Grizzlies	103	Atlanta	90								

## 2010-11 Season Series Statistics

## MEMPHIS VS. ATLANTA

PLAYER	G-GS	MIN	FG-FGA	PCT	3FG-FGA	PCT	FT-FTA	PCT	OFF	DEF	TOT	AST	PF-DQ	STL	TO	BLK	PTS	AVG	HI
Conley	2-2	75	19-28	.679	1-4	.250	6-6	1.000	1	6	7	17	7-0	1	6	0	45	22.5	23
Gay	2-2	67	16-36	.444	3-5	.600	9-10	.900	3	11	14	3	8-0	2	3	1	44	22.0	23
Arthur	1-1	31	8-12	.667	0-0	---	3-3	1.000	0	3	3	0	6-1	0	2	0	19	19.0	19
Gasol	1-1	31	6-8	.750	0-0	---	4-5	.800	2	8	10	3	3-0	0	3	1	16	16.0	16
Randolph	2-2	59	7-22	.318	0-1	.000	9-10	.900	8	13	21	2	5-0	0	0	2	23	11.5	19
Young	2-0	36	10-15	.667	1-2	.500	0-1	.000	0	5	5	2	1-0	3	3	1	21	10.5	17
Mayo	2-1	58	8-17	.471	2-4	.500	1-1	1.000	2	2	4	2	4-0	0	3	0	19	9.5	10
Williams	2-0	38	4-10	.400	2-5	.400	0-0	---	1	8	9	2	0-0	2	2	0	10	5.0	8
Henry	2-1	37	4-7	.571	0-0	---	1-3	.333	1	1	2	1	4-0	0	0	1	9	4.5	6
Allen	2-0	25	4-12	.333	0-0	---	0-0	---	1	1	2	2	8-0	4	2	0	8	4.0	8
Battier	1-1	34	2-7	.286	0-3	.000	0-0	---	1	5	6	1	2-0	2	0	0	4	4.0	4
Law	1-0	12	0-2	.000	0-2	.000	3-6	.500	0	0	0	0	2-0	2	3	0	3	3.0	3
Vasquez	1-0	9	1-3	.333	0-1	.000	0-2	.000	0	1	1	4	2-0	0	0	0	2	2.0	2
Carroll	2-0	8	0-3	.000	0-0	---	2-2	1.000	2	2	4	1	1-0	0	0	0	2	1.0	2
Powe	1-0	8	0-1	.000	0-0	---	1-4	.250	0	3	3	0	0-0	0	0	1	1	1.0	1
Thabeet	2-0	27	1-5	.200	0-0	---	0-0	---	1	2	3	0	1-0	0	2	2	2	1.0	2
Haddadi	1-0	5	0-0	---	0-0	---	0-0	---	0	3	3	0	0-0	0	0	1	0	0.0	0
GRIZZLIES	2	480	84-170	.494	7-19	.368	38-49	.776	21	58	79	37	52-1	12	27	9	213	106.5	109

## ATLANTA VS. MEMPHIS

PLAYER	G-GS	MIN	FG-FGA	PCT	3FG-FGA	PCT	FT-FTA	PCT	OFF	DEF	TOT	AST	PF-DQ	STL	TO	BLK	PTS	AVG	HI
Johnson	1-1	31	6-16	.375	1-5	.200	9-11	.818	1	3	4	7	1-0	1	2	0	22	22.0	22
Bibby	2-2	61	12-17	.706	8-9	.889	2-3	.667	1	3	4	10	7-0	2	1	0	34	17.0	19
Hinrich	2-1	60	9-21	.429	2-8	.250	11-12	.917	2	2	4	9	5-0	2	2	0	31	15.5	22
Williams	2-2	72	11-17	.647	0-2	.000	8-10	.800	2	9	11	3	1-0	1	1	1	30	15.0	15
Ja. Crawford	2-0	59	9-23	.391	2-6	.333	9-11	.818	0	2	2	10	1-0	4	4	0	29	14.5	16
Powell	2-0	43	11-16	.688	0-0	---	2-2	1.000	2	6	8	0	3-0	1	4	0	24	12.0	16
Smith	2-2	48	11-25	.440	1-1	1.000	1-2	.500	5	9	14	6	10-0	1	7	7	24	12.0	13
Horford	2-2	56	9-19	.474	0-0	---	4-5	.800	1	12	13	7	5-0	3	1	1	22	11.0	20
Pachulia	2-0	42	5-7	.714	0-0	---	7-7	1.000	5	9	14	2	6-0	0	3	3	17	8.5	17
Evans	2-1	36	5-7	.714	2-3	.667	4-4	1.000	0	1	1	2	5-0	0	1	0	16	8.0	9
Teague	2-0	31	5-11	.455	1-1	1.000	2-2	1.000	0	0	0	6	1-0	0	2	1	13	6.5	8
Armstrong	2-0	13	2-4	.500	0-0	---	0-0	---	1	2	3	0	7-0	0	2	2	4	2.0	4
Collins	1-0	0	0-0	---	0-0	---	0-0	---	0	0	0	0	0-0	0	0	0	0	0.0	0
Jo. Crawford	1-0	2	0-1	.000	0-1	.000	0-0	---	0	1	1	0	0-0	0	0	0	0	0.0	0
HAWKS	2	480	84-159	.528	15-28	.536	48-57	.842	17	55	72	53	40-0	13	26	13	231	115.5	119



TD Banknorth Garden – 18,624 (1995)  
226 Causeway St., 4th floor  
Boston, MA 02114  
(617) 854-8000  
www.celtics.com

## SCHEDULE

# 11-12

Sunday, February 5, 2012 at Boston

## DIRECTORY

**Managing Partner, Governor & CEO:** Wyc Grousbeck  
**President:** Rich Gotham  
**President of Basketball Operations:** Danny Ainge  
**Head Coach:** Glenn 'Doc' Rivers  
**Assistant Coaches:** Armond Hill  
 Kevin Eastman  
 Mike Longabardi  
 Jamie Young  
 Tyrone Lue  
**Head Athletic Trainer:** Ed Lacerte  
**Media Relations Staff:** Jeff Twiss  
 Heather Walker  
 Brian Olive

## GENERAL INFORMATION

**Radio – WEEI (850AM):** Sean Grande (play-by-play)  
 Cedric Maxwell (analyst)  
**Television – Comcast SportsNet:** Mike Gorman (play-by-play)  
 Tom Heinsohn (analyst)  
 Greg Dickerson  
**Team Colors:** Green, Gold, Black  
 Brown, Beige, White

## BACKGROUND

Founded: 1946-47  
 NBA Seasons: 65  
 All-Time NBA Regular Season Record: 3,028-2,057 (.596)  
 2010-11 Record: 56-26 (1st in Atlantic Division)  
 2011 Playoffs: Eliminated by Miami (4-1) in the  
 Eastern Conference Semifinals

## Grizzlies Players Career Stats vs. Boston

PLAYER	G-GS	MIN	FG-FGA	PCT	3FG-FGA	PCT	FT-FTA	PCT	OFF	DEF	TOT	AST	PF-DQ	STL	TO	BLK	PTS	AVG	HI
Gay	9-8	321	60-139	.432	9-34	.265	32-35	.914	7	41	48	19	21-0	12	14	7	161	17.9	28
Randolph	21-19	683	139-313	.444	0-9	.000	88-106	.830	65	140	205	40	56-1	18	52	5	366	17.4	30
Mayo	6-5	193	41-84	.488	8-20	.400	4-6	.667	3	11	14	13	14-0	8	14	1	94	15.7	21
Conley	8-8	265	32-73	.438	8-22	.364	18-21	.857	2	18	20	38	10-0	10	24	0	90	11.3	13
Young	3-1	59	14-29	.483	2-3	.667	3-4	.750	3	11	14	0	10-0	1	1	0	33	11.0	11
Gasol	6-6	195	23-49	.469	0-0	---	18-27	.667	11	42	53	16	27-0	5	10	6	64	10.7	15
Allen	2-1	50	8-17	.471	0-1	.000	3-4	.750	4	7	11	4	1-0	4	2	1	19	9.5	11
Vasquez	2-0	23	5-5	1.000	1-1	1.000	0-0	---	0	3	3	4	3-0	0	2	0	11	5.5	7
Arthur	5-2	81	11-27	.407	0-0	---	0-2	.000	9	12	21	5	8-0	2	2	1	22	4.4	10
Henry	1-0	4	1-1	1.000	0-0	---	0-0	---	0	0	0	0	0-0	0	0	0	2	2.0	2



## GRIZZLIES VS CELTICS SERIES RECORDS

Record	W-L	Current Streak
Overall	12-19	Grizzlies one win
Home	5-11	Boston, five wins
Road	7-8	Grizzlies, two wins

Last home win:	3/14/06 (93-76)
Last home loss:	11/13/10 (110-116, ot)
Last road win:	3/23/11 (90-87)
Last road loss:	3/13/09 (92-102)
Largest margin of victory:	20, 3/10/10 (111-91)
Largest margin of defeat:	33, 1/31/96 (98-131)

## All-Time Series

Season	W-L	Date	Results	Home	Visitor	Season	W-L	Date	Results	Home	Visitor
2010-11	1-1	3/23/11	W	Boston	87 Grizzlies 90	2002-03	0-2	3/3/03	L	Grizzlies 110	Boston 111
		11/13/10 (ot)	L	Grizzlies 110	Boston 116			12/31/02	L	Boston 96	Grizzlies 89
2009-10	1-1	3/10/10	W	Boston	91 Grizzlies 111	2001-02	0-2	3/15/02	L	Grizzlies 97	Boston 103
		12/14/09	L	Grizzlies 105	Boston 110			12/23/01	L	Boston 85	Grizzlies 80
2008-09	0-2	3/21/09	L	Grizzlies 87	Boston 105	2000-01	2-0	2/13/01	W	Grizzlies 99	Boston 98
		3/13/09	L	Boston 102	Grizzlies 92			11/26/00	W	Boston 87	Grizzlies 98
2007-08	0-2	3/8/08	L	Grizzlies 89	Boston 119	1999-00	1-1	2/24/00	L	Grizzlies 77	Boston 101
		1/4/08	L	Boston 100	Grizzlies 96			1/10/00	W	Boston 103	Grizzlies 112
2006-07	1-1	1/5/07	L	Grizzlies 119	Boston 128	1998-99	0-1	2/17/99 (3ot)	L	Grizzlies 129	Boston 131
		12/6/06	W	Boston 96	Grizzlies 98	1997-98	0-2	2/18/98	L	Grizzlies 105	Boston 114
2005-06	1-1	3/14/06	W	Grizzlies 93	Boston 76			1/15/98	L	Boston 97	Grizzlies 93
		11/9/05	L	Boston 99	Grizzlies 98	1996-97	2-0	2/14/97	W	Grizzlies 109	Boston 106
2004-05	1-1	2/16/05	L	Boston 90	Grizzlies 88			2/2/97	W	Boston 92	Grizzlies 102
		1/29/04	W	Grizzlies 117	Boston 109	1995-96	1-1	1/31/96	L	Boston 131	Grizzlies 98
2003-04	1-1	12/1/03	W	Boston 89	Grizzlies 96			12/30/95	W	Grizzlies 103	Boston 95
		10/31/03	L	Grizzlies 91	Boston 93						

## 2010-11 Season Series Statistics

## MEMPHIS VS. BOSTON

PLAYER	G-GS	MIN	FG-FGA	PCT	3FG-FGA	PCT	FT-FTA	PCT	OFF	DEF	TOT	AST	PF-DQ	STL	TO	BLK	PTS	AVG	HI
Gay	1-1	49	10-18	.556	0-0	---	2-2	1.000	1	5	6	4	3-0	1	2	2	22	22.0	22
Randolph	2-2	73	16-27	.593	0-1	.000	2-3	.667	8	11	19	3	5-0	0	4	0	34	17.0	21
Powe	1-0	17	5-6	.833	0-0	---	3-4	.750	0	0	0	1	0-0	0	0	0	13	13.0	13
Gasol	2-2	69	9-18	.500	0-0	---	7-11	.636	4	13	17	6	9-0	5	4	4	25	12.5	14
Mayo	2-1	52	10-25	.400	1-4	.250	2-3	.667	0	3	3	3	6-0	3	2	1	23	11.5	12
Conley	2-2	75	4-19	.211	2-7	.286	12-14	.857	0	3	3	9	3-0	3	11	0	22	11.0	13
Young	1-1	22	4-11	.364	1-1	1.000	2-2	1.000	0	7	7	0	5-0	1	0	0	11	11.0	11
Allen	2-1	50	8-17	.471	0-1	.000	3-4	.750	4	7	11	4	1-0	4	2	1	19	9.5	11
Arthur	2-0	36	8-15	.533	0-0	---	0-0	---	3	7	10	1	2-0	1	1	0	16	8.0	10
Vasquez	2-0	23	5-5	1.000	1-1	1.000	0-0	---	0	3	3	4	3-0	0	2	0	11	5.5	7
Battier	1-0	26	0-3	.000	0-0	---	0-0	---	0	2	2	2	1-0	3	2	0	0	0.0	0
Henry	1-0	4	1-1	1.000	0-0	---	0-0	---	0	0	0	0	0-0	0	0	0	2	2.0	2
Thabeet	1-0	6	1-1	1.000	0-0	---	0-0	---	0	0	0	0	1-0	0	0	0	2	2.0	2
Law	1-0	3	0-0	---	0-0	---	0-0	---	0	0	0	0	0-0	0	1	0	0	0.0	0
GRIZZLIES	2	505	81-166	.488	5-15	.333	33-43	.767	20	61	81	37	39-0	21	32	8	200	100.0	110

## BOSTON VS. MEMPHIS

PLAYER	G-GS	MIN	FG-FGA	PCT	3FG-FGA	PCT	FT-FTA	PCT	OFF	DEF	TOT	AST	PF-DQ	STL	TO	BLK	PTS	AVG	HI
Pierce	2-2	79	15-23	.652	3-6	.500	17-17	1.000	0	9	9	6	6-0	1	7	1	50	25.0	28
S. O'Neal	1-1	22	7-10	.700	0-0	---	4-5	.800	2	4	6	0	5-0	1	4	1	18	18.0	18
Robinson	1-0	13	6-8	.750	3-5	.600	0-0	---	0	1	1	2	1-0	1	0	0	15	15.0	15
Allen	2-2	77	9-21	.429	6-12	.500	5-5	1.000	0	4	4	8	4-0	1	1	0	29	14.5	15
Garnett	2-2	71	11-24	.458	0-0	---	6-8	.750	0	15	15	6	1-0	3	2	1	28	14.0	18
Davis	2-0	64	9-19	.474	0-1	.000	3-3	1.000	2	6	8	3	7-0	5	1	1	21	10.5	12
Green	1-0	22	4-7	.571	1-1	1.000	1-1	1.000	0	3	3	1	2-0	1	1	0	10	10.0	10
Rondo	2-2	85	7-22	.318	0-1	.000	3-8	.375	1	15	16	28	3-0	9	7	0	17	8.5	11
Arroyo	1-1	21	3-5	.600	1-1	1.000	0-0	---	0	1	1	1	0-0	0	0	0	7	7.0	7
D. West	1-0	18	3-4	.750	1-1	1.000	0-0	---	1	0	1	0	1-0	0	2	0	7	7.0	7
Krstic	1-1	21	2-6	.333	0-0	---	2-2	1.000	1	1	2	2	5-0	0	4	0	6	6.0	6
Daniels	1-0	18	1-3	.333	0-0	---	0-0	---	0	2	2	0	2-0	2	1	1	2	2.0	2
Murphy	1-0	4	0-0	---	0-0	---	0-0	---	0	0	0	0	0-0	0	2	0	0	0.0	0
Bradley	1-0	0	0-0	---	0-0	---	0-0	---	0	0	0	0	0-0	0	0	0	0	0.0	0
Erden	1-0	7	0-0	---	0-0	---	0-0	---	0	2	2	0	1-0	0	0	0	0	0.0	0
Pavlovic	1-0	2	0-0	---	0-0	---	0-0	---	0	0	0	0	0-0	0	0	0	0	0.0	0
Wafer	1-0	2	0-0	---	0-0	---	0-0	---	0	0	0	0	0-0	0	0	0	0	0.0	0
CELTICS	2	505	74-147	.503	14-27	.519	41-49	.837	7	62	69	56	38-0	24	37	5	203	101.5	116



Time Warner Cable Arena – 19,077 (2005)  
 333 E. Trade St.  
 Charlotte, NC 28202  
 (704) 688-8600  
[www.bobcats.com](http://www.bobcats.com)

## SCHEDULE

Friday, April 20, 2012 at Charlotte

# 11-12

## DIRECTORY

**Chairman:** Michael Jordan  
**President and Chief Operating Officer:** Fred Whitfield  
**President of Basketball Operations:** Rod Higgins  
**General Manager:** Rich Cho  
**Head Coach:** Paul Silas  
**Assistant Coaches:** Ralph Lewis  
 Stephen Silas  
 Rob Werdann  
**Head Athletic Trainer:** Steve Stricker  
**Basketball Communications Staff:** B.J. Evans  
 Josh Rosen

## GENERAL INFORMATION

**Radio – WFNZ 610 AM:** Scott Lauer (play-by-play)  
**Television – FSN Carolinas/SportSouth:** Steve Martin (play-by-play)  
 Dell Curry (analyst)  
 Stephanie Ready (sideline)  
**Team Colors:** Bobcats Blue  
 White  
 Orange

## BACKGROUND

Founded: 2004-05  
 NBA Seasons: 7  
 All-Time NBA Regular Season Record: 222-352 (.387)  
 2010-11 Record: 34-48 (4th in Southeast Division)  
 2011 Playoffs: Did Not Qualify

## Grizzlies Players Career Stats vs. Charlotte

PLAYER	G-GS	MIN	FG-FGA	PCT	3FG-FGA	PCT	FT-FTA	PCT	OFF	DEF	TOT	AST	PF-DQ	STL	TO	BLK	PTS	AVG	HI
Randolph	14-13	465	112-232	.483	4-18	.222	64-87	.736	39	101	140	36	39-0	11	31	3	292	20.9	40
Gay	10-9	339	58-125	.464	7-26	.269	34-43	.791	9	46	55	19	21-0	9	29	12	157	15.7	26
Mayo	6-4	184	33-79	.418	10-30	.333	11-13	.846	3	12	15	14	12-0	9	15	2	87	14.5	25
Conley	7-6	220	22-61	.361	6-16	.375	10-12	.833	0	16	16	33	10-0	10	13	1	60	8.6	13
Gasol	6-5	181	18-49	.367	0-0	---	11-17	.647	12	28	40	11	21-1	6	12	9	47	7.8	11
Allen	13-6	262	33-75	.440	1-4	.250	34-47	.723	4	20	24	14	28-0	18	20	6	101	7.8	13
Henry	1-1	22	3-7	.429	0-0	---	1-1	1.000	0	1	1	1	3-0	2	1	0	7	7.0	7
Young	4-0	53	10-19	.526	0-2	.000	3-4	.750	3	1	4	3	4-0	5	2	0	23	5.8	8
Arthur	5-2	87	12-19	.632	0-0	---	3-8	.375	7	10	17	3	10-0	5	3	3	27	5.4	10
Vasquez	2-0	27	1-7	.143	0-3	.000	0-0	---	0	2	2	7	3-0	1	3	0	2	1.0	2





## GRIZZLIES VS BOBCATS SERIES RECORDS

Record	W-L	Current Streak
Overall	8-6	Charlotte, one win
Home	5-2	Memphis, one win
Road	3-4	Charlotte, four wins

Last home win:	12/15/10 (113-80)
Last home loss:	2/26/10 (89-93)
Last road win:	3/10/07 (115-107)
Last road loss:	1/10/11 (82-96)
Largest margin of victory:	33, 12/15/10 (113-80)
Largest margin of defeat:	29, 12/19/08 (83-112)

## All-Time Series

Season	W-L	Date	Results	Home	Visitor	Season	W-L	Date	Results	Home	Visitor				
2010-11	1-1	1/10/11	L	Charlotte	96	Grizzlies	82	2006-07	2-0	3/10/07	W	Charlotte	107	Grizzlies	115
		12/15/10	W	Grizzlies	113	Charlotte	80			11/3/06	W	Grizzlies	96	Charlotte	83
2009-10	0-2	2/26/10	L	Grizzlies	89	Charlotte	93	2005-06	2-0	4/12/06	W	Charlotte	88	Grizzlies	96
		1/9/10	L	Charlotte	89	Grizzlies	87			3/26/06	W	Grizzlies	102	Charlotte	95
2008-09	0-2	1/21/09	L	Charlotte	101	Grizzlies	86	2004-05	2-0	4/10/05	W	Grizzlies	102	Charlotte	95
		12/19/08	L	Grizzlies	83	Charlotte	112			1/14/05	W	Charlotte	89	Grizzlies	109
2007-08	1-1	3/17/08	W	Grizzlies	98	Charlotte	80								
		1/19/08	L	Charlotte	105	Grizzlies	87								

## 2010-11 Season Series Statistics

## MEMPHIS VS. CHARLOTTE

PLAYER	G-GS	MIN	FG-FGA	PCT	3FG-FGA	PCT	FT-FTA	PCT	OFF	DEF	TOT	AST	PF-DQ	STL	TO	BLK	PTS	AVG	HI
Gay	2-2	77	13-31	.419	2-7	.286	8-11	.727	2	9	11	5	2-0	0	4	2	36	18.0	23
Randolph	2-2	66	15-33	.455	0-2	.000	4-6	.667	9	15	24	2	5-0	1	3	0	34	17.0	19
Mayo	2-0	45	11-23	.478	3-8	.375	3-3	1.000	1	3	4	5	1-0	1	4	1	28	14.0	24
Conley	2-2	67	8-23	.348	1-5	.200	2-2	1.000	0	4	4	16	6-0	6	4	0	19	9.5	13
Allen	2-1	43	6-11	.545	0-0	---	4-8	.500	1	4	5	3	5-0	6	2	3	16	8.0	13
Arthur	2-0	32	6-9	.667	0-0	---	3-6	.500	4	3	7	0	4-0	1	1	0	15	7.5	10
Gasol	2-2	52	5-10	.500	0-0	---	5-6	.833	3	14	17	4	6-0	2	4	3	15	7.5	10
Henry	1-1	22	3-7	.429	0-0	---	1-1	1.000	0	1	1	1	3-0	2	1	0	7	7.0	7
Young	2-0	19	6-11	.545	0-0	---	0-0	---	2	0	2	1	1-0	4	0	0	12	6.0	6
Thabeet	2-0	27	2-2	1.000	0-0	---	5-8	.625	1	7	8	0	7-0	0	1	1	9	4.5	8
Williams	1-0	14	1-4	.250	1-2	.500	0-0	---	0	0	0	1	0-0	1	0	0	3	3.0	3
Battier	1-1	25	1-9	.111	0-6	.000	0-0	---	1	2	3	5	4-0	1	0	2	2	2.0	2
Haddadi	1-0	3	1-2	.500	0-0	---	0-0	---	0	0	0	0	0-0	0	0	0	2	2.0	2
Smith	1-0	10	1-2	.500	0-0	---	0-0	---	0	0	0	2	2-0	0	3	0	2	2.0	2
Vasquez	2-0	27	1-7	.143	0-3	.000	0-0	---	0	2	2	7	3-0	1	3	0	2	1.0	2
Carney	1-0	5	0-1	.000	0-1	.000	0-0	---	0	0	0	0	2-0	0	0	2	0	0.0	0
GRIZZLIES	2	480	77-169	.456	6-25	.240	35-51	.686	23	62	85	44	43-0	24	28	10	195	97.5	113

## CHARLOTTE VS. MEMPHIS

PLAYER	G-GS	MIN	FG-FGA	PCT	3FG-FGA	PCT	FT-FTA	PCT	OFF	DEF	TOT	AST	PF-DQ	STL	TO	BLK	PTS	AVG	HI
Jackson	2-2	72	17-40	.425	4-11	.364	5-6	.833	0	9	9	5	3-0	4	7	2	43	21.5	27
Augustin	2-2	73	9-20	.450	4-9	.444	6-6	1.000	1	8	9	16	2-0	4	7	0	28	14.0	18
Thomas	2-0	35	6-9	.667	0-0	---	6-7	.857	3	8	11	2	9-1	1	1	5	18	9.0	12
Diaw	2-2	69	7-13	.538	2-5	.400	0-3	.000	3	9	12	4	2-0	1	8	1	16	8.0	10
K. Brown	2-1	62	3-8	.375	0-0	---	9-13	.692	4	8	12	1	7-0	0	7	2	15	7.5	8
Carroll	2-0	26	6-13	.462	2-5	.400	0-1	.000	1	3	4	1	1-0	1	4	0	14	7.0	12
D. Brown	1-0	16	3-5	.600	0-0	---	0-0	---	0	0	0	1	1-0	1	2	0	6	6.0	6
Cunningham	2-0	34	5-9	.556	0-0	---	0-0	---	5	4	9	1	7-0	2	3	4	10	5.0	6
Henderson	2-1	41	3-11	.273	0-0	---	4-7	.571	0	1	1	3	1-0	2	0	1	10	5.0	9
Livingston	2-0	31	5-9	.556	0-0	---	0-0	---	0	3	3	5	3-0	1	1	2	10	5.0	8
McGuire	2-1	34	4-6	.667	0-0	---	2-2	1.000	1	8	9	1	5-0	1	3	10	5.0	8	
Mohammed	1-1	18	2-6	.333	0-0	---	0-0	---	1	4	5	0	1-0	0	0	1	4	4.0	4
Diop	1-0	3	0-0	---	0-0	---	2-2	1.000	0	0	0	0	0-0	0	0	0	2	2.0	2
Marks	2-0	12	1-1	1.000	0-0	---	0-0	---	0	3	3	0	4-0	0	1	0	2	1.0	2
Przybilla	1-0	8	0-0	---	0-0	---	1-2	.500	0	1	1	0	1-0	0	0	1	1	1.0	1
BOBCATS	2	480	65-140	.464	12-30	.400	34-47	.723	14	61	75	39	35-1	16	40	17	176	88.0	96



# CHICAGO BULLS



United Center – 20,917 (1994)

1901 W. Madison St.

Chicago, IL 60612

(312) 455-4000

www.bulls.com

## SCHEDULE

**11-12**

Sunday, January 1, 2012 at Chicago  
Monday, January 16, 2012 at Memphis

## DIRECTORY

<b>Chairman:</b>	Jerry Reinsdorf
<b>President and Chief Operating Office:</b>	Michael Reinsdorf
<b>Executive Vice President, Basketball Operations:</b>	John Paxson
<b>Executive Vice President, Business Operations:</b>	Steve Schanwald
<b>General Manager:</b>	Gar Forman
<b>Head Coach:</b>	Tom Thibodeau
<b>Assistant Coaches:</b>	Ron Adams Rick Brunson Andy Greer Adrian Griffin
<b>Assistant Coach/Advance Scout:</b>	Mike Wilhelm
<b>Head Athletic Trainer:</b>	Fred Tedeschi
<b>Public and Media Relations Staff:</b>	Tim Hallam Sebrina Brewster Matt Yob Shaun Hickombottom

## GENERAL INFORMATION

<b>Radio – WMVP (AM 1000):</b>	Chuck Swirsky (play-by-play) Bill Wennington (analyst) Steve Kashul (host)
<b>Television – WGN (Ch. 9), WCIU (Ch. 26)/ Comcast SportsNet Chicago (Cable):</b>	Neil Funk (play-by-play) Stacey King (analyst)
<b>Spanish Radio – WRTO (1200 AM):</b>	Omar Ramos (play-by-play) Ozzie Guillen, Jr. (analyst)
<b>Team Colors:</b>	Red, Black, White

## BACKGROUND

<b>Founded:</b>	1966-67
<b>NBA Seasons:</b>	45
<b>All-Time NBA Regular Season Record:</b>	1,880-1,777 (.514)
<b>2010-11 Record:</b>	62-20 (1st in Central Division)
<b>2011 Playoffs:</b>	Eliminated by Miami (4-1) in the Eastern Conference Finals

## Grizzlies Players Career Stats vs. Chicago

PLAYER	G-GS	MIN	FG-FGA	PCT	3FG-FGA	PCT	FT-FTA	PCT	OFF	DEF	TOT	AST	PF-DD	STL	TO	BLK	PTS	AVG	HI
Randolph	19-16	618	130-285	.456	3-12	.250	83-121	.686	49	115	164	35	52-0	11	52	5	346	18.2	31
Gay	9-8	338	52-132	.394	13-34	.382	30-38	.789	17	35	52	15	27-0	15	26	7	147	16.3	29
Mayo	6-4	210	37-77	.481	11-20	.550	13-19	.684	8	14	22	13	14-0	4	16	0	98	16.3	24
Gasol	5-5	154	20-37	.541	0-0	---	12-18	.667	9	23	32	8	18-0	0	6	9	52	10.4	14
Conley	8-7	238	28-73	.384	3-13	.231	16-21	.762	4	19	23	50	8-0	14	12	0	75	9.4	19
Allen	16-3	305	42-87	.483	2-8	.250	32-43	.744	13	22	35	20	32-0	19	26	8	118	7.4	20
Arthur	5-1	69	10-20	.500	0-1	.000	6-8	.750	5	8	13	6	16-0	0	4	3	26	5.2	10
Vasquez	2-0	33	3-10	.300	0-3	.000	3-3	1.000	0	2	2	5	3-0	0	3	0	9	4.5	7
Young	4-2	73	6-17	.353	0-3	.000	6-7	.857	3	6	9	1	1-0	1	2	0	18	4.5	7



## GRIZZLIES VS BULLS SERIES RECORDS

Record	W-L	Current Streak
Overall	13-18	Chicago, two wins
Home	10-5	Chicago, one win
Road	3-13	Chicago, one win

Last home win:	3/16/10 (104-97)
Last home loss:	1/17/11 (84-96)
Last road win:	3/4/10 (105-96)
Last road loss:	3/25/11 (96-99)
Largest margin of victory:	29, 3/12/03 (124-95)
Largest margin of defeat:	45, 1/13/07 (66-111)

## All-Time Series

Season	W-L	Date	Results	Home	Visitor	Season	W-L	Date	Results	Home	Visitor
2010-11	0-2	3/25/11	L	Chicago	99 Grizzlies 96	2002-03	1-1	3/12/03	W	Grizzlies	124 Chicago 95
		1/17/11	L	Grizzlies	84 Chicago 96			11/16/02	L	Chicago	111 Grizzlies 93
2009-10	2-0	3/16/10	W	Grizzlies	104 Chicago 97	2001-02	1-1	1/26/02	L	Chicago	95 Grizzlies 92
		3/4/10	W	Chicago	96 Grizzlies 105			12/26/01	W	Grizzlies	107 Chicago 85
2008-09	1-1	12/12/08	W	Grizzlies	103 Chicago 96	2000-01	1-1	2/24/01	L	Chicago	90 Grizzlies 75
		11/1/08	L	Chicago	96 Grizzlies 86			2/3/01	W	Grizzlies	91 Chicago 84
2007-08	1-1	3/4/08	L	Chicago	112 Grizzlies 97	1999-00	2-0	2/22/00	W	Chicago	81 Grizzlies 85
		1/21/08	W	Grizzlies	104 Chicago 90			2/4/00	W	Grizzlies	101 Chicago 76
2006-07	1-1	3/17/07	W	Grizzlies	104 Chicago 103	1998-99	0-1	4/4/99	L	Chicago	88 Grizzlies 87
		1/13/07	L	Chicago	111 Grizzlies 66	1997-98	0-2	3/20/98	L	Chicago	98 Grizzlies 92
2005-06	1-1	1/7/06	L	Chicago	111 Grizzlies 82			1/27/98	L	Grizzlies	85 Chicago 103
		12/23/05	W	Grizzlies	95 Chicago 77	1996-97	0-2	1/28/97	L	Grizzlies	96 Chicago 111
2004-05	0-2	3/28/05	L	Chicago	94 Grizzlies 86			11/5/96	L	Chicago	96 Grizzlies 73
		12/15/04	L	Grizzlies	88 Chicago 96	1995-96	0-2	1/24/96	L	Chicago	104 Grizzlies 84
2003-04	2-0	2/21/04	W	Chicago	98 Grizzlies 105			11/30/95	L	Grizzlies	88 Chicago 94
		1/15/04	W	Grizzlies	108 Chicago 93						

## 2010-11 Season Series Statistics

## MEMPHIS VS. CHICAGO

PLAYER	G-GS	MIN	FG-FGA	PCT	3FG-FGA	PCT	FT-FTA	PCT	OFF	DEF	TOT	AST	PF-DQ	STL	TO	BLK	PTS	AVG	HI
Randolph	2-2	68	13-31	.419	0-3	.000	11-19	.579	9	9	18	4	3-0	1	5	1	37	18.5	21
Allen	1-1	33	6-8	.750	0-0	---	1-1	1.000	0	2	3	2-0	2	3	1	13	13.0	13	
Gasol	2-2	58	11-15	.733	0-0	---	4-5	.800	6	9	15	6	7-0	0	1	4	26	13.0	14
Powe	1-0	10	1-2	.500	0-1	.000	9-10	.900	0	1	1	0	4-0	1	0	0	11	11.0	11
Mayo	2-0	58	10-24	.417	3-7	.429	1-3	.333	2	2	4	4	2-0	0	1	0	24	12.0	15
Arthur	2-0	35	7-14	.500	0-1	.000	4-4	1.000	2	6	8	2	6-0	0	3	3	18	9.0	10
Gay	1-1	36	1-10	.100	0-0	---	7-10	.700	1	5	6	0	4-0	0	1	1	9	9.0	9
Conley	2-2	69	7-22	.318	0-4	.000	3-5	.600	0	3	3	12	3-0	5	1	0	17	8.5	12
Battier	1-0	15	1-2	.500	0-0	---	0-0	---	1	1	2	1	1-0	0	0	0	2	2.0	2
Young	2-2	50	4-11	.364	0-3	.000	4-5	.800	3	5	8	1	0-0	1	1	0	12	6.0	7
Carney	1-0	18	2-5	.400	1-1	1.000	0-1	.000	0	1	1	0	0-0	1	0	0	5	5.0	5
Vasquez	2-0	33	3-10	.300	0-3	.000	3-3	1.000	0	2	2	5	3-0	0	3	0	9	4.5	7
Thabeet	1-0	11	1-1	1.000	0-0	---	0-0	---	0	4	4	0	4-0	0	2	0	2	2.0	2
Haddadi	1-0	3	0-0	---	0-0	---	0-0	---	0	2	2	0	2-0	0	1	0	0	0.0	0
Smith	2-0	8	0-1	.000	0-0	---	0-0	---	0	2	2	2	1-0	0	3	0	0	0.0	0
Williams	1-0	0	0-0	---	0-0	---	0-0	---	0	0	0	0	0-0	0	0	0	0	0.0	0
GRIZZLIES	2	480	65-150	.433	3-22	.136	47-65	.723	24	51	75	38	41-0	10	24	10	180	90.0	96

## CHICAGO VS. MEMPHIS

PLAYER	G-GS	MIN	FG-FGA	PCT	3FG-FGA	PCT	FT-FTA	PCT	OFF	DEF	TOT	AST	PF-DQ	STL	TO	BLK	PTS	AVG	HI
Deng	2-2	84	19-31	.613	6-11	.545	7-9	.778	3	8	11	5	4-0	1	4	0	51	25.5	28
Rose	2-2	78	13-42	.310	1-8	.125	19-22	.864	5	12	17	19	3-0	1	5	1	46	23.0	24
Korver	2-0	44	10-19	.526	7-13	.538	0-0	---	0	4	4	1	5-0	0	3	0	27	13.5	22
Boozer	1-1	27	5-13	.385	0-0	---	2-2	1.000	4	5	9	2	5-2	2	3	0	12	12.0	12
Gibson	2-1	59	8-14	.571	0-0	---	0-0	---	6	8	14	1	6-0	1	4	7	16	8.0	10
Bogans	2-2	36	3-8	.375	3-7	.429	1-2	.500	0	6	6	5	3-0	0	0	0	10	5.0	6
Noah	1-1	32	2-5	.400	0-0	---	1-1	1.000	0	4	4	1	4-0	2	0	0	5	5.0	5
Thomas	2-1	40	4-7	.571	0-0	---	1-2	.500	3	5	8	1	8-0	0	0	2	9	4.5	9
Asik	2-0	23	2-2	1.000	0-0	---	3-7	.429	4	0	4	0	7-0	0	4	1	7	3.5	6
Brewer	2-0	37	3-7	.429	0-0	---	1-1	1.000	0	4	4	4	2-0	1	1	0	7	3.5	7
Watson	2-0	19	1-8	.125	0-1	.000	3-4	.750	0	0	0	4	4-0	1	0	0	5	2.5	5
Butler	1-0	12	1-2	.500	0-0	---	0-0	---	0	0	0	0	0-0	0	0	0	2	2.0	2
BULLS	2	480	70-156	.449	17-40	.425	38-50	.760	25	56	81	43	51-0	9	26	11	195	97.5	99



Quicken Loans Arena – 20,562 (1994)  
One Center Court  
Cleveland, OH 44115  
(216) 420-2000  
www.cavs.com

## SCHEDULE

# 11-12

Monday, April 23, 2012 at Memphis

## DIRECTORY

**Majority Owner/Chairman:** Dan Gilbert  
**President:** Len Komoroski  
**General Manager:** Chris Grant  
**Head Coach:** Byron Scott  
**Assistant Coaches:** Paul Pressey  
Jamahl Mosley  
Joe Prunty

**Assistant Coach/Strength and Conditioning Coordinator:** Stan Kellers  
**Head Athletic Trainer:** Max Benton  
**Communications Staff:** Tad Carper  
Amanda Petrak  
Garin Narain  
Jeff Schaefer

## GENERAL INFORMATION

**Radio – WTAM (1100 AM):** TBD  
**Television – FS Ohio:** Fred McLeod (play-by-play)  
Austin Carr (analyst)

**Team Colors:** Wine  
Gold  
White  
Navy

## BACKGROUND

Founded: 1970-71  
NBA Seasons: 41  
All-Time NBA Regular Season Record: 1,540-1,790 (.462)  
2010-11 Record: 19-63 (5th in Central Division)  
2011 Playoffs: Did Not Qualify

## Grizzlies Players Career Stats vs. Cleveland

PLAYER	G-GS	MIN	FG-FGA	PCT	3FG-FGA	PCT	FT-FTA	PCT	OFF	DEF	TOT	AST	PF-DQ	STL	TO	BLK	PTS	AVG	HI
Randolph	17-14	557	116-261	.444	3-10	.300	70-94	.745	46	107	153	28	45-0	21	59	6	305	17.9	32
Gay	10-10	378	70-165	.424	9-30	.300	26-40	.650	15	40	55	24	29-1	22	20	11	175	17.5	30
Mayo	5-4	169	26-65	.400	6-18	.333	6-6	1.000	2	16	18	17	14-0	3	12	1	64	12.8	28
Conley	8-7	240	30-67	.448	10-24	.417	22-33	.667	1	13	14	36	12-0	11	12	0	92	11.5	21
Young	3-1	63	10-19	.526	0-1	.000	8-8	1.000	1	3	4	4	5-0	2	0	1	28	9.3	19
Vasquez	2-0	28	7-11	.636	1-3	.333	1-1	1.000	2	4	6	4	3-0	2	2	1	16	8.0	9
Gasol	6-6	192	20-49	.408	0-0	---	6-13	.462	11	27	38	14	22-0	4	15	6	46	7.7	11
Allen	17-3	289	45-90	.500	3-10	.300	24-37	.649	13	38	51	20	38-1	14	31	2	117	6.9	23
Arthur	4-1	64	10-17	.588	0-0	---	4-4	1.000	2	13	15	0	11-0	2	3	4	24	6.0	12
Henry	2-1	23	4-10	.400	1-1	1.000	0-0	---	1	1	2	0	1-0	0	1	1	9	4.5	9





## GRIZZLIES VS CAVALIERS SERIES RECORDS

Record	W-L	Current Streak
Overall	9-21	Grizzlies, one win
Home	7-8	Grizzlies, two wins
Road	2-13	Cleveland, seven wins

Last home win:	2/4/11 (112-105)
Last home loss:	1/13/09 (87-102)
Last road win:	11/29/03 (122-115)
Last road loss:	11/27/10 (86-92)
Largest margin of victory:	27, 3/19/03 (128-101)
Largest margin of defeat:	22, 3/14/07 (96-118)

## All-Time Series

Season	W-L	Date	Results	Home	Visitor	Season	W-L	Date	Results	Home	Visitor
2010-11	1-1	2/4/11	W	Grizzlies 112	Cleveland 105	2002-03	2-0	3/19/03	W	Grizzlies 128	Cleveland 101
		11/27/10	L	Cleveland 92	Grizzlies 86			3/8/03	W	Cleveland 89	Grizzlies 115
2009-10	1-1	2/2/10	L	Cleveland 105	Grizzlies 89	2001-02	1-1	11/21/01	L	Cleveland 101	Grizzlies 94
		12/8/09 (ot)	W	Grizzlies 111	Cleveland 109			11/17/01	W	Grizzlies 98	Cleveland 93
2008-09	0-2	2/24/09	L	Cleveland 94	Grizzlies 79	2000-01	1-1	3/22/01	L	Cleveland 109	Grizzlies 95
		1/13/09	L	Grizzlies 87	Cleveland 102			1/13/01	W	Grizzlies 119	Cleveland 107
2007-08	0-2	2/24/08	L	Cleveland 109	Grizzlies 89	1999-00	0-2	2/21/00	L	Cleveland 109	Grizzlies 108
		1/15/08 (ot)	L	Grizzlies 124	Cleveland 132			1/14/00	L	Grizzlies 80	Cleveland 82
2006-07	0-2	3/14/07	L	Grizzlies 96	Cleveland 118	1998-99	---	No games			
		11/21/06	L	Cleveland 97	Grizzlies 94	1997-98	0-2	2/25/98	L	Cleveland 106	Grizzlies 101
2005-06	1-1	11/11/05	L	Cleveland 89	Grizzlies 70			12/5/97	L	Grizzlies 98	Cleveland 107
		11/5/05	W	Grizzlies 113	Cleveland 106	1996-97	0-2	2/23/97	L	Grizzlies 84	Cleveland 91
2004-05	0-2	1/26/05	L	Cleveland 114	Grizzlies 111			11/8/96	L	Cleveland 88	Grizzlies 72
		12/13/04	L	Grizzlies 86	Cleveland 92	1995-96	0-2	3/24/96	L	Cleveland 90	Grizzlies 85
2003-04	2-0	4/7/04	W	Grizzlies 92	Cleveland 74			1/18/96	L	Grizzlies 90	Cleveland 98
		11/29/03 (2ot)	W	Cleveland 115	Grizzlies 122						

## 2010-11 Season Series Statistics

## MEMPHIS VS. CLEVELAND

PLAYER	G-GS	MIN	FG-FGA	PCT	3FG-FGA	PCT	FT-FTA	PCT	OFF	DEF	TOT	AST	PF-DQ	STL	TO	BLK	PTS	AVG	HI
Gay	2-2	82	15-34	.441	2-5	.400	11-14	.786	1	15	16	10	3-0	5	5	2	43	21.5	26
Randolph	2-2	76	18-35	.514	1-2	.500	5-5	1.000	8	16	24	3	4-0	1	10	1	42	21.0	29
Conley	2-2	69	10-22	.455	3-7	.429	9-12	.750	0	3	3	13	5-0	3	2	0	32	16.0	21
Mayo	1-0	26	6-12	.500	1-3	.333	0-0	---	0	3	3	1	3-0	0	0	0	13	13.0	13
Battier	2-2	59	8-16	.500	6-12	.500	3-6	.500	2	5	7	5	6-0	2	2	1	25	12.5	16
Young	2-1	45	9-15	.600	0-1	.000	7-7	1.000	1	1	2	4	3-0	1	0	1	25	12.5	19
Vasquez	2-0	28	7-11	.636	1-3	.333	1-1	1.000	2	4	6	4	3-0	2	2	1	16	8.0	9
Gasol	2-2	61	5-14	.357	0-0	---	0-0	---	2	5	7	5	7-0	1	6	3	10	5.0	6
Henry	2-1	23	4-10	.400	1-1	1.000	0-0	---	1	1	2	0	1-0	0	1	1	9	4.5	9
Arthur	2-0	37	3-7	.429	0-0	---	2-2	1.000	2	7	9	0	8-0	1	3	3	8	4.0	4
Allen	2-0	22	0-4	.000	0-0	---	0-0	---	1	5	6	1	1-0	0	1	0	0	0.0	0
Haddadi	1-0	6	0-0	---	0-0	---	0-0	---	0	1	1	0	2-0	0	0	2	0	0.0	0
Smith	1-0	2	0-0	---	0-0	---	0-0	---	0	1	1	0	0-0	0	1	0	0	0.0	0
Thabeet	1-0	6	0-1	.000	0-0	---	0-0	---	1	0	1	0	2-0	2	0	1	0	0.0	0
GRIZZLIES	2	480	77-165	.467	9-22	.409	35-41	.854	19	61	80	41	42-0	16	32	15	198	99.0	112

## CLEVELAND VS. MEMPHIS

PLAYER	G-GS	MIN	FG-FGA	PCT	3FG-FGA	PCT	FT-FTA	PCT	OFF	DEF	TOT	AST	PF-DQ	STL	TO	BLK	PTS	AVG	HI
M. Williams	1-1	35	10-21	.476	4-6	.667	1-2	.500	1	4	5	12	3-0	2	4	1	25	25.0	25
Hickson	2-2	63	17-32	.531	0-0	---	13-15	.867	8	12	20	3	5-0	1	4	2	47	23.5	31
Jamison	2-1	67	9-32	.281	2-12	.167	7-8	.875	2	11	13	2	4-0	2	5	4	27	13.5	19
Sessions	2-1	54	10-17	.588	0-0	---	5-6	.833	2	2	4	12	2-0	1	3	1	25	12.5	20
Graham	1-1	29	5-10	.500	2-4	.500	0-0	---	1	2	3	1	1-0	1	1	1	12	12.0	12
Parker	2-1	57	7-11	.636	5-7	.714	4-5	.800	1	3	4	7	1-0	4	1	2	23	11.5	18
Eyenga	1-1	36	4-7	.571	1-4	.250	1-1	1.000	0	2	2	1	4-0	3	1	2	10	10.0	10
Davis	1-0	25	3-8	.375	0-1	.000	0-0	---	0	3	3	4	5-0	1	4	0	6	6.0	6
Gibson	1-0	21	2-9	.222	0-3	.000	2-2	1.000	1	2	3	0	0-0	0	2	0	6	6.0	6
Hollins	2-0	31	4-7	.571	0-0	---	3-7	.429	3	2	5	0	4-0	0	3	1	11	5.5	8
Moon	2-0	39	4-9	.444	0-4	.000	0-0	---	1	6	7	2	3-0	1	2	1	8	4.0	4
Varejao	1-1	31	1-3	.333	0-0	---	1-2	.500	1	10	11	1	5-0	2	0	2	3	3.0	3
Erden	1-0	7	0-0	---	0-0	---	0-0	---	0	2	2	0	1-0	0	0	0	0	0.0	0
Harris	1-1	18	0-5	.000	0-1	.000	0-0	---	0	2	2	2	1-0	1	4	0	0	0.0	0
CAVALIERS	2	480	73-163	.448	14-41	.341	37-48	.771	21	58	79	43	33-0	18	32	17	197	98.5	105

INTRO

PLAYERS

OWNERSHIP

FRONT OFFICE

MEDIA

COMMUNITY INVESTMENT

HISTORY

PLAYOFFS

REVIEW

OPPONENTS

NBA



American Airlines Center – 19,200 (2001)  
 2500 Victory Ave.  
 Dallas, TX 75219  
 (214) 665-4660  
 www.mavs.com

## SCHEDULE

Wednesday, February 29, 2012 at Memphis  
 Wednesday, April 4, 2012 at Dallas  
 Saturday, April 7, 2012 at Memphis

## DIRECTORY

**Owner:** Mark Cuban  
**President & CEO:** Terdema Ussery  
**Head Coach:** Rick Carlisle  
**President of Basketball Operations/**  
**General Manager:** Donn Nelson  
**Assistant Coaches:** Terry Stotts  
 Monte Mathis  
 Darrell Armstrong  
 Tony Brown  
**Assistant Coach/Strength Coach:** Robert Hackett  
**Head Athletic Trainer:** Casey Smith  
**Communications Staff:** Sarah Melton  
 Scott Tomlin  
 Alan Rakowski

## GENERAL INFORMATION

**Radio – ESPN Radio (103.3 FM):** Chuck Cooperstein (play-by-play)  
 Brad Davis (analyst)  
**Spanish Radio – KFLC (1270 AM):** Victor Villalba (play-by-play)  
**Television – TXA-21/Fox Sports**  
**Net Southwest (Cable):** Mark Followill (play-by-play)  
 Bob Ortelgel (analyst)  
 Jeff Wade (analyst)  
**Team Colors:** Blue, Black, Silver

## BACKGROUND

Founded: 1980-81  
 NBA Seasons: 31  
 All-Time NBA Regular Season Record: 1,264-1,246 (.504)  
 2010-11 Record: 57-25 (2nd in Southwest Division)  
 2011 Playoffs: Defeated the Miami Heat (4-2) to win the NBA Finals

## Grizzlies Players Career Stats vs. Dallas

PLAYER	G-GS	MIN	FG-FGA	PCT	3FG-FGA	PCT	FT-FTA	PCT	OFF	DEF	TOT	AST	PF-DQ	STL	TO	BLK	PTS	AVG	HI
Randolph	29-23	953	232-429	.541	9-18	.500	104-143	.727	102	178	280	62	84-2	22	65	5	577	19.9	33
Gay	19-18	675	125-289	.433	13-53	.245	49-69	.710	36	92	128	30	58-0	25	34	13	312	16.4	27
Mayo	12-10	439	66-163	.405	27-60	.450	25-27	.926	8	44	52	27	16-0	19	25	1	184	15.3	27
Conley	15-11	468	69-164	.421	10-34	.294	26-36	.722	4	35	39	61	25-0	15	20	1	174	11.6	25
Gasol	11-10	329	42-88	.477	0-0	---	32-45	.711	29	53	82	13	26-0	8	21	6	116	10.5	19
Arthur	10-5	192	30-62	.484	0-0	---	14-18	.778	10	29	39	4	29-0	3	9	7	74	7.4	17
Henry	2-0	33	4-17	.235	0-2	.000	5-8	.625	1	3	4	1	4-0	0	0	0	13	6.5	7
Allen	8-2	132	16-40	.400	0-3	.000	6-12	.500	7	10	17	14	14-0	3	9	1	38	4.8	12
Young	8-2	121	12-30	.400	1-2	.500	12-16	.750	3	10	13	5	6-0	2	13	4	37	4.6	11
Vasquez	2-0	20	3-4	.750	3-4	.750	0-0	---	0	1	1	4	2-0	0	0	0	9	4.5	6



## GRIZZLIES VS MAVERICKS SERIES RECORDS

Record	W-L	Current Streak
Overall	13-50	Memphis, two wins
Home	7-24	Memphis, one win
Road	6-26	Memphis, two wins

Last home win:	1/15/11 (89-70)
Last home loss:	11/10/10 (91-106)
Last road win:	3/6/11 (104-103)
Last road loss:	4/7/10 (84-110)
Largest margin of victory:	27, 11/8/00 (101-74)
Largest margin of defeat:	37, 1/25/01 (83-120)

## All-Time Series

Season	W-L	Date	Results	Home	Visitor	Season	W-L	Date	Results	Home	Visitor				
2010-11	3-1	3/6/11	W	Dallas	103	Grizzlies	2002-03	0-4	3/1/03	L	Dallas	114	Grizzlies	87	
		1/15/11	W	Grizzlies	89	Dallas			70	2/14/03	L	Grizzlies	103	Dallas	110
		11/10/10	L	Grizzlies	91	Dallas			106	12/14/02	L	Dallas	104	Grizzlies	87
		10/29/10	W	Dallas	90	Grizzlies			91	10/30/02	L	Grizzlies	108	Dallas	119
2009-10	1-3	4/7/10	L	Dallas	110	Grizzlies	84	2001-02	0-4	3/23/02	L	Dallas	111	Grizzlies	100
		3/31/10 (ot)	L	Grizzlies	102	Dallas	106			2/26/02	L	Dallas	104	Grizzlies	91
		12/26/09	L	Dallas	106	Grizzlies	101			1/17/02	L	Grizzlies	97	Dallas	108
		12/4/09	W	Grizzlies	98	Dallas	82			11/4/01	L	Grizzlies	85	Dallas	94
2008-09	2-2	4/3/09	W	Grizzlies	107	Dallas	102	2000-01	1-3	2/27/01	L	Grizzlies	112	Dallas	116
		1/4/09	W	Grizzlies	102	Dallas	82			1/25/01	L	Dallas	120	Grizzlies	83
		12/23/08	L	Dallas	100	Grizzlies	82			11/18/00	L	Grizzlies	88	Dallas	91
		11/21/08	L	Dallas	91	Grizzlies	76			11/8/00	W	Dallas	74	Grizzlies	101
2007-08	0-4	2/22/08	L	Grizzlies	83	Dallas	98	1999-00	1-3	4/16/00	L	Dallas	114	Grizzlies	106
		2/8/08	L	Dallas	92	Grizzlies	81			4/2/00	L	Grizzlies	86	Dallas	100
		1/28/08	L	Grizzlies	84	Dallas	103			2/6/00 (ot)	L	Grizzlies	99	Dallas	103
		11/17/07	L	Dallas	108	Grizzlies	105			12/7/99	W	Dallas	95	Grizzlies	104
2006-07	0-4	2/7/07	L	Dallas	113	Grizzlies	97	1998-99	1-2	4/27/99	L	Dallas	84	Grizzlies	75
		1/31/07	L	Grizzlies	94	Dallas	95			3/31/99	L	Dallas	91	Grizzlies	74
		11/18/06	L	Dallas	89	Grizzlies	84			2/14/99	W	Grizzlies	96	Dallas	92
		11/17/06	L	Grizzlies	103	Dallas	115			3/31/98	L	Grizzlies	101	Dallas	104
2005-06	1-3	2/23/06	L	Dallas	97	Grizzlies	87	1997-98	0-4	2/2/98	L	Dallas	104	Grizzlies	90
		2/1/06	L	Grizzlies	80	Dallas	81			11/4/97	L	Dallas	92	Grizzlies	87
		12/9/05	L	Grizzlies	83	Dallas	90			10/31/97	L	Grizzlies	88	Dallas	90
		11/26/05	W	Dallas	92	Grizzlies	112			4/12/97	W	Dallas	85	Grizzlies	96
2004-05	0-4	4/20/05	L	Grizzlies	88	Dallas	108	1996-97	1-3	2/17/97	L	Grizzlies	95	Dallas	100
		11/1/05	L	Dallas	110	Grizzlies	89			12/19/96	L	Grizzlies	98	Dallas	105
		11/27/04	L	Grizzlies	85	Dallas	98			12/7/96	L	Dallas	96	Grizzlies	85
		11/6/04	L	Dallas	112	Grizzlies	88			3/1/96	L	Grizzlies	111	Dallas	119
2003-04	2-2	4/13/04	L	Dallas	110	Grizzlies	103	1995-96	0-4	12/28/95 (Tot)	L	Dallas	103	Grizzlies	101
		2/17/04	W	Grizzlies	109	Dallas	92			11/13/95	L	Grizzlies	89	Dallas	94
		12/27/03	L	Dallas	104	Grizzlies	98			11/7/95	L	Dallas	99	Grizzlies	88
		11/15/03 (ot)	W	Grizzlies	108	Dallas	101								

## 2010-11 Season Series Statistics

## MEMPHIS VS. DALLAS

PLAYER	G-GS	MIN	FG-FGA	PCT	3FG-FGA	PCT	FT-FTA	PCT	OFF	DEF	TOT	AST	PF-DQ	STL	TO	BLK	PTS	AVG	HI
Randolph	3-3	112	29-47	.617	0-2	.000	15-20	.750	13	25	38	7	7-0	5	6	1	73	24.3	27
Gay	3-3	125	24-51	.471	2-11	.182	5-7	.714	8	15	23	6	4-0	5	5	2	55	18.3	21
Arthur	4-1	90	21-33	.636	0-0	---	11-13	.846	2	14	16	3	14-0	2	5	3	53	13.3	17
Gasol	4-4	127	16-33	.485	0-0	---	12-18	.667	12	25	37	7	11-0	5	7	3	44	11.0	16
Conley	4-4	139	17-43	.395	2-6	.333	6-8	.750	2	14	16	27	12-0	6	8	1	42	10.5	17
Battier	1-0	37	4-10	.400	1-5	.200	2-2	1.000	6	5	11	1	3-0	0	0	0	11	11.0	11
Mayo	4-2	121	12-46	.261	5-21	.238	8-8	1.000	2	7	9	13	5-0	8	6	1	37	9.3	20
Henry	2-0	33	4-17	.235	0-2	.000	5-8	.625	1	3	4	1	4-0	0	0	0	13	6.5	7
Allen	3-1	44	8-18	.444	0-0	---	2-5	.400	2	4	6	5	5-0	1	5	0	18	6.0	10
Vasquez	2-0	20	3-4	.750	3-4	.750	0-0	---	0	1	1	4	2-0	0	0	0	9	4.5	6
Young	4-2	57	6-12	.500	1-1	1.000	1-1	1.000	0	3	3	3	3-0	1	5	4	14	3.5	9
Law	2-0	20	2-4	.500	0-1	.000	0-0	---	0	1	1	2	2-0	0	1	0	4	2.0	4
Powe	1-1	14	1-2	.500	0-0	---	0-0	---	0	1	1	0	3-0	0	1	0	2	2.0	2
Haddadi	2-0	3	0-1	.000	0-0	---	1-2	.500	0	2	2	0	1-0	0	0	1	0.5	1	1
Thabeet	3-0	22	0-1	.000	0-0	---	1-2	.500	0	2	2	1	3-0	0	0	0	1	0.3	1
Smith	1-0	4	0-3	.000	0-1	.000	0-0	---	0	0	0	0	0-0	1	0	0	0	0.0	0
Williams	1-0	9	0-4	.000	0-2	.000	0-0	---	0	0	0	1	0-0	0	0	0	0	0.0	0
GRIZZLIES	4	960	146-327	.446	14-56	.250	69-94	.734	48	121	169	81	76-0	34	49	15	375	93.8	104

## DALLAS VS. MEMPHIS

PLAYER	G-GS	MIN	FG-FGA	PCT	3FG-FGA	PCT	FT-FTA	PCT	OFF	DEF	TOT	AST	PF-DQ	STL	TO	BLK	PTS	AVG	HI
Butler	1-1	34	8-17	.471	0-0	---	2-3	.667	3	3	6	1	2-0	2	2	1	18	18.0	18
Terry	4-1	128	30-58	.517	8-24	.333	4-5	.800	0	9	9	12	6-0	7	6	0	72	18.0	26
Nowitzki	4-4	116	28-53	.528	5-12	.417	8-11	.727	3	24	27	7	7-0	1	3	2	69	17.3	27
Beaubois	1-1	15	5-8	.625	2-3	.667	3-5	.600	0	0	0	1	1-0	2	1	0	15	15.0	15
Marion	4-2	121	22-42	.524	1-2	.500	8-10	.800	7	25	32	6	12-0	3	10	3	53	13.3	20
Barea	4-0	78	14-33	.424	4-11	.364	3-3	1.000	0	10	10	17	8-0	2	5	0	35	8.8	10
Chandler	2-2	52	4-8	.500	0-0	---	6-7	.857	2	15	17	1	6-0	1	2	4	14	7.0	11
Mahinmi	3-0	35	6-7	.857	0-0	---	7-8	.875	4	2	6	1	9-1	0	1	0	19	6.3	17
Kidd	4-4	124	7-26	.269	5-20	.250	3-4	.750	2	12	14	32	10-0	4	12	0	22	5.5	9
Brewer	1-0	10	2-4	.500	0-0	---	2-3	.667	2	1	3	0	3-0	0	0	0	6	6.0	6
Cardinal	2-0	36	3-10	.300	2-8	.250	1-2	.500	0	2	2	1	5-0	3	1	0	9	4.5	5
Stevensson	3-2	46	4-12	.333	3-10	.300	2-3	.667	1	3	4	2	1-0	1	1	1	13	4.3	11
Haywood	4-2	108	7-13	.538	0-0	---	2-11	.182	10	16	26	2	11-0	2	6	10	16	10.0	6
Ajijca	1-0	3	1-1	1.000	1-1	1.000	0-0	---	0	0	0	0	1-0	0	0	0	3	3.0	3
Jones	3-0	24	0-6	.000	0-1	.000	5-6	.833	2	6	8	4	0-0	1	3	0	5	1.7	4
Novak	1-0	2	0-0	---	0-0	---	0-0	---	0	2	2	0	0-0	0	0	0	0	0.0	0
Pavlovic	1-0	14	0-2	.000	0-2	.000	0-0	---	0	1	1	0	0-0	0	0	1	0	0.0	0
Stojakovic	1-1	13	0-4	.000	0-1	.000	0-0	---	0	2	2	1	0-0	1	2	0	0	0.0	0
MAVERICKS	4	960	141-304	.464	31-95	.326	56-81	.691	36	133	169	88	82-1	30	59	22	369	92.3	106

INTRO

PLAYERS

OWNERSHIP

FRONT OFFICE

MEDIA

COMMUNITY INVESTMENT

HISTORY

PLAYOFFS

REVIEW

OPPONENTS

NBA



Pepsi Center – 19,155 (1999)  
1000 Chopper Circle  
Denver, CO 80204  
(303) 405-1100  
www.nuggets.com

## SCHEDULE

Tuesday, January 31, 2012 at Memphis  
Friday, February 17, 2012 at Memphis  
Sunday, March 11, 2012 at Denver

## DIRECTORY

**Owner:** E. Stanley Kroenke  
**President and Governor:** Josh Kroenke  
**Executive Vice President of Basketball Operations:** Masai Ujiri  
**Head Coach:** George Karl  
**Assistant Coaches:** Melvin Hunt  
Chad Iske  
John Welch  
**Head Athletic Trainer/Travelling Secretary:** Jim Gillen  
**Assistant Coach/Strength and Conditioning:** Steve Hess  
**Media Relations Staff:** Tim Gelt  
Nick O'Hayre  
Aaron Lopez

## GENERAL INFORMATION

**Radio – KRWZ (AM 950), KCKK (AM 150/FM 93.7):** Jason Kosmicki (play-by-play)  
**Cable Television – Altitude Sports and Entertainment:** Chris Marlowe (play-by-play)  
Scott Hastings (analyst)  
**Team Colors:** Blue, Yellow

## BACKGROUND

Founded (ABA/NBA): 1967-68/1976-77  
NBA Seasons: 35  
All-Time NBA Regular Season Record: 1,319-1,469 (.482)  
2010-11 Record: 50-32 (2nd in Northwest Division)  
2011 Playoffs: Eliminated by Oklahoma City (4-1) in the first round of the Western Conference Playoffs

## Grizzlies Players Career Stats vs. Denver

PLAYER	G-GS	MIN	FG-FGA	PCT	3FG-FGA	PCT	FT-FTA	PCT	OFF	DEF	TOT	AST	PF-DQ	STL	TO	BLK	PTS	AVG	HI
Mayo	9-7	306	68-143	.476	19-45	.422	23-27	.852	5	26	31	16	20-0	8	21	3	178	19.8	40
Gay	16-15	551	108-243	.444	15-58	.259	49-71	.690	17	57	74	35	39-0	22	39	17	280	17.5	30
Randolph	29-23	903	180-427	.422	4-13	.308	97-124	.782	90	184	274	42	76-1	22	76	5	461	15.9	32
Gasol	9-9	272	36-59	.610	0-0	---	29-43	.674	18	46	64	24	35-1	4	21	7	101	11.2	20
Allen	13-4	281	52-91	.571	4-8	.500	36-50	.720	11	34	45	17	34-0	17	12	7	144	11.1	30
Henry	2-1	36	10-16	.625	1-2	.500	0-0	---	0	2	2	3	3-0	0	0	0	21	10.5	17
Conley	13-13	384	54-127	.425	11-27	.407	14-19	.737	4	27	31	64	32-0	10	32	1	133	10.2	22
Arthur	8-3	173	31-62	.500	0-0	---	17-21	.810	12	28	40	5	25-1	12	7	11	79	9.9	24
Young	7-2	144	21-60	.350	1-6	.167	17-22	.773	8	13	21	13	13-0	8	10	6	60	8.6	18
Vasquez	3-0	17	1-4	.250	0-2	.000	0-0	---	0	0	0	4	1-0	1	1	1	2	0.7	2





## GRIZZLIES VS NUGGETS SERIES RECORDS

Record	W-L	Current Streak
Overall	18-43	Denver, one win
Home	15-15	Memphis, one win
Road	3-28	Denver, eight wins

Last home win:	2/13/11 (116-108)
Last home loss:	3/13/10 (108-125)
Last road win:	11/28/06 (108-96)
Last road loss:	2/22/11 (107-120)
Largest margin of victory:	18, 1/25/04 (106-88)
Largest margin of defeat:	26 (twice), 3/15/99 (84-110)*

\* Most recent occurrence

## All-Time Series

Season	W-L	Date	Results	Home	Visitor	Season	W-L	Date	Results	Home	Visitor
2010-11	1-2	2/22/11	L	Denver	120 Grizzlies 107	2001-02	1-3	4/9/02	W	Grizzlies	97 Denver 86
		2/13/11	W	Grizzlies	116 Denver 108			3/1/02	L	Denver	96 Grizzlies 83
		12/5/10	L	Denver	108 Grizzlies 107			2/14/02	L	Grizzlies	85 Denver 100
2009-10	1-3	4/12/10	L	Denver	123 Grizzlies 101			12/13/01	L	Denver	89 Grizzlies 86
		3/13/10	L	Grizzlies	108 Denver 125	2000-01	0-4	4/7/01	L	Denver	98 Grizzlies 97
		12/20/09	W	Grizzlies	102 Denver 96			1/7/01	L	Denver	121 Grizzlies 97
		11/1/09	L	Denver	133 Grizzlies 123			1/9/01	L	Grizzlies	105 Denver 112
2008-09	0-3	3/18/09	L	Grizzlies	109 Denver 111			11/20/00	L	Grizzlies	92 Denver 95
		1/27/09	L	Grizzlies	85 Denver 100	1999-00	2-2	1/24/00	L	Denver	110 Grizzlies 98
		11/9/08	L	Denver	100 Grizzlies 90			12/26/99	L	Denver	109 Grizzlies 86
2007-08	0-4	4/16/08	L	Denver	120 Grizzlies 111			12/23/99	W	Grizzlies	93 Denver 91
		3/24/08	L	Grizzlies	106 Denver 120			11/6/99	W	Grizzlies	109 Denver 94
		3/12/08	L	Denver	108 Grizzlies 86	1998-99	1-3	4/7/99	L	Grizzlies	84 Denver 87
		1/30/08	L	Grizzlies	102 Denver 106			3/30/99	W	Grizzlies	101 Denver 87
2006-07	2-2	4/14/07	W	Grizzlies	133 Denver 118			3/15/99	L	Denver	110 Grizzlies 84
		2/26/07	L	Grizzlies	107 Denver 111			2/28/99	L	Denver	116 Grizzlies 112
		1/22/07	L	Denver	115 Grizzlies 98	1997-98	3-1	3/12/98	L	Denver	98 Grizzlies 93
		11/28/06	W	Denver	96 Grizzlies 108			1/20/98	W	Grizzlies	88 Denver 77
2005-06	1-2	3/17/06	W	Grizzlies	116 Denver 102			11/21/97	W	Grizzlies	99 Denver 96
		3/6/06	L	Denver	115 Grizzlies 101			11/18/97	W	Denver	87 Grizzlies 100
		11/20/05	L	Denver	99 Grizzlies 83	1996-97	1-3	3/21/97	W	Grizzlies	108 Denver 101
2004-05	0-4	4/15/05	L	Denver	111 Grizzlies 102			1/25/97	L	Grizzlies	82 Denver 83
		4/5/05	L	Grizzlies	91 Denver 94			1/22/97	L	Denver	94 Grizzlies 84
		2/25/05 (ot)	L	Grizzlies	94 Denver 97			12/20/96	L	Denver	108 Grizzlies 93
		1/21/05	L	Denver	92 Grizzlies 82	1995-96	1-3	4/19/96	W	Denver	78 Grizzlies 92
2003-04	2-2	2/23/04	W	Grizzlies	109 Denver 106			3/28/96	L	Grizzlies	88 Denver 92
		2/9/04	L	Denver	86 Grizzlies 83			3/2/96	L	Denver	108 Grizzlies 82
		1/25/04	W	Grizzlies	106 Denver 88			1/10/96	L	Grizzlies	85 Denver 91
		12/22/03	L	Denver	106 Grizzlies 99						
2002-03	2-2	3/5/03	W	Grizzlies	96 Denver 86						
		2/2/03	L	Denver	93 Grizzlies 78						
		12/11/02	W	Grizzlies	96 Denver 93						
		11/9/02	L	Denver	84 Grizzlies 73						

## 2010-11 Season Series Statistics

## MEMPHIS VS. DENVER

PLAYER	G-GS	MIN	FG-FGA	PCT	3FG-FGA	PCT	FT-FTA	PCT	OFF	DEF	TOT	AST	PF-DQ	STL	TO	BLK	PTS	AVG	HI
Gay	2-2	79	17-32	.531	3-8	.375	10-13	.769	0	9	9	7	6-0	4	5	4	23.5	24	
Carney	1-0	20	7-9	.778	2-3	.667	0-0	---	0	0	0	0	1-0	1	2	0	16	16.0	16
Conley	3-3	106	19-29	.655	5-5	1.000	3-4	.750	1	5	6	17	6-0	3	8	1	46	15.3	19
Allen	3-1	64	15-24	.625	0-0	---	15-21	.714	2	9	11	2	8-0	4	2	0	45	15.0	26
Randolph	3-3	100	20-44	.455	0-2	.000	4-8	.500	15	21	36	2	11-0	3	13	0	44	14.7	18
Arthur	3-0	68	16-25	.640	0-0	---	10-12	.833	3	7	10	1	13-1	2	3	2	42	14.0	24
Mayo	2-0	46	9-18	.500	3-9	.333	3-5	.600	0	6	6	2	4-0	1	5	0	24	12.0	21
Gasol	3-3	78	13-20	.650	0-0	---	9-12	.750	5	10	15	7	12-1	2	7	2	35	11.7	15
Henry	2-1	36	10-16	.625	1-2	.500	0-0	---	0	2	2	3	3-0	0	0	0	21	10.5	17
Young	3-2	79	9-27	.333	0-2	.000	2-5	.400	3	11	14	7	6-0	7	4	2	20	6.7	10
Battier	4-4	109	10-21	.476	4-10	.400	1-2	.500	2	12	14	10	16-0	2	3	4	25	6.3	17
Carroll	1-0	7	1-2	.500	0-0	---	0-0	---	0	1	1	1	1-0	0	0	0	2	2.0	2
Thabeet	2-0	17	1-1	1.000	0-0	---	0-0	---	1	2	3	0	4-0	0	1	2	2	1.0	2
Vasquez	3-0	17	1-4	.250	0-2	.000	0-0	---	0	0	0	4	1-0	1	1	1	2	0.7	2
Williams	2-0	23	0-1	.000	0-1	.000	0-0	---	0	1	1	11	2-0	0	1	0	0	0.0	0
Smith	2-0	17	0-3	.000	0-0	---	0-0	---	1	3	4	7	4-0	0	2	0	0	0.0	0
GRIZZLIES	3	720	131-243	.539	12-31	.387	56-80	.700	30	84	114	64	77-2	27	51	15	330	110.0	116

## DENVER VS. MEMPHIS

PLAYER	G-GS	MIN	FG-FGA	PCT	3FG-FGA	PCT	FT-FTA	PCT	OFF	DEF	TOT	AST	PF-DQ	STL	TO	BLK	PTS	AVG	HI
Anthony	2-2	69	14-40	.350	1-4	.250	12-16	.750	3	8	11	5	7-0	1	5	0	41	20.5	28
Hilario	3-3	99	21-33	.636	0-1	.000	14-17	.824	7	13	20	9	11-1	3	3	5	56	18.7	27
Afflalo	3-3	112	18-34	.529	6-16	.375	8-12	.667	1	8	9	10	2-0	1	2	3	50	16.7	25
Smith	3-1	84	16-37	.432	6-13	.462	7-7	1.000	1	11	12	8	8-0	5	4	1	45	15.0	26
Billups	2-2	64	7-17	.412	2-9	.222	8-8	1.000	0	3	3	11	5-0	3	10	0	24	12.0	13
Lawson	3-1	74	14-24	.583	3-7	.429	5-7	.714	1	9	10	15	6-0	6	7	0	36	12.0	21
Andersen	2-0	34	5-6	.833	0-0	---	9-16	.563	6	4	10	2	2-0	0	2	3	19	9.5	15
Forbes	2-0	32	8-16	.500	1-4	.250	1-2	.500	2	1	3	0	4-0	1	0	0	18	9.0	10
Williams	1-1	23	4-8	.500	0-0	---	1-2	.500	4	5	9	0	1-0	1	1	1	9	9.0	9
Martin	2-2	55	8-14	.571	0-0	---	1-3	.333	2	5	7	8	9-0	4	0	2	17	8.5	12
Harrington	3-0	65	8-18	.444	3-10	.300	0-0	---	3	9	12	4	14-1	0	5	0	19	6.3	7
Ely	1-0	8	1-2	.500	0-0	---	0-0	---	1	0	1	0	2-0	1	0	0	2	2.0	2
Koufos	2-0	9	1-2	.500	0-0	---	0-0	---	1	1	2	0	1-0	0	1	1	2	2.0	2
NUGGETS	3	720	124-249	.498	22-64	.344	66-90	.733	31	76	107	72	71-2	26	43	15	336	112.0	120

INTRO

PLAYERS

OWNERSHIP

FRONT

MEDIA

COMMUNITY

HISTORY

PLAYOFFS

REVIEW

OPPONENTS

NBA



The Palace of Auburn Hills – 22,076 (1988)  
6 Championship Drive  
Auburn Hills, MI 48326  
(248) 377-0100  
www.pistons.com

## SCHEDULE

**11-12**  
Friday, January 20, 2012 at Detroit  
Saturday, March 3, 2012 at Memphis

## DIRECTORY

**Owner:** Tom Gores  
**President, Palace Sports & Entertainment/Pistons:** Dennis Mannion  
**President, Basketball Operations:** Joe Dumars  
**Head Coach:** Lawrence Frank  
**Assistant Coaches:** Brian Hill  
John Loyer  
Roy Rogers  
Dee Brown  
Steve Hetzel  
Charles Klask  
Bill Pope  
**Head Athletic Trainer:** Mike Abdenour  
**Public Relations Staff:** Kevin Grigg  
Cletus Lewis, Jr.  
Michelle Fikany

## GENERAL INFORMATION

**Radio – WXYT (97.1 FM The Ticket):** George Blaha (play-by-play)  
Mark Champion (play-by-play)  
Rick Mahorn (analyst)  
**Television – FS Detroit:** George Blaha (play-by-play)  
Greg Kelser (analyst)  
**Team Colors:** Red, White, Blue

## BACKGROUND

Founded (NBL/NBA): 1948-49 (Fort Wayne)  
NBA Seasons: 63  
All-Time NBA Regular Season Record: 2,457-2,517 (.494)  
2010-11 Record: 30-52 (4th in Central Division)  
2011 Playoffs: Did Not Qualify

## Grizzlies Players Career Stats vs. Detroit

PLAYER	G-GS	MIN	FG-FGA	PCT	3FG-FGA	PCT	FT-FTA	PCT	OFF	DEF	TOT	AST	PF-DQ	STL	TO	BLK	PTS	AVG	HI
Randolph	20-16	593	134-298	.450	2-9	.222	61-73	.836	46	121	167	26	37-0	6	38	7	331	16.6	37
Gay	10-9	373	64-147	.435	9-26	.346	28-36	.778	17	48	65	16	21-0	7	18	11	165	16.5	26
Gasol	6-6	214	27-50	.540	0-0	---	35-42	.833	18	42	60	14	20-0	5	12	9	89	14.8	25
Conley	6-6	205	26-51	.510	6-14	.429	11-11	1.000	0	11	11	33	14-0	5	16	0	69	11.5	20
Mayo	6-4	202	21-65	.323	8-18	.444	14-15	.933	6	13	19	13	16-0	5	11	3	64	10.7	16
Arthur	4-2	85	18-30	.600	0-0	---	4-4	1.000	5	11	16	1	11-0	4	1	1	40	10.0	14
Allen	16-2	231	41-73	.562	1-5	.200	16-24	.667	13	27	40	16	23-0	14	12	7	99	6.2	23
Young	4-1	74	10-24	.417	1-6	.167	2-3	.667	6	8	14	0	9-0	3	3	1	23	5.8	11
Vasquez	2-0	31	2-6	.333	1-3	.333	1-1	1.000	0	2	2	9	6-0	1	3	0	6	3.0	3
Henry	1-1	12	1-1	1.000	0-0	---	0-2	.000	0	1	1	0	4-0	0	0	0	2	2.0	2



## GRIZZLIES VS PISTONS SERIES RECORDS

Record	W-L	Current Streak
Overall	9-21	Grizzlies, three wins
Home	4-11	Grizzlies, one win
Road	5-10	Grizzlies, two wins

Last home win:	11/24/10 (105-84)
Last home loss:	10/28/09 (74-96)
Last road win:	11/24/10 (105-84)
Last road loss:	12/21/07 (67-94)
Largest margin of victory:	22, 1/6/05 (101-79)
Largest margin of defeat:	27, 12/21/07 (67-94)

## All-Time Series

Season	W-L	Date	Results	Home	Visitor	Season	W-L	Date	Results	Home	Visitor				
2010-11	2-0	1/12/11	W	Detroit	99	Grizzlies	2002-03	0-2	4/13/03 (ot)	L	Grizzlies	107	Detroit	110	
		11/24/10	W	Grizzlies	105	Detroit			84	L	Detroit	109	Grizzlies	86	
2009-10	1-1	1/27/10	W	Detroit	93	Grizzlies	2001-02	0-2	11/24/01	L	Detroit	91	Grizzlies	84	
		10/28/09	L	Grizzlies	74	Detroit			96	L	Grizzlies	80	Detroit	90	
2008-09	1-1	3/15/09	W	Detroit	84	Grizzlies	2000-01	1-1	12/5/00	W	Grizzlies	91	Detroit	83	
		1/19/09	L	Grizzlies	79	Detroit			87	L	Detroit	118	Grizzlies	96	
2007-08	0-2	12/21/07	L	Detroit	94	Grizzlies	1999-00	0-2	3/19/00	L	Grizzlies	99	Detroit	101	
		12/11/07	L	Grizzlies	103	Detroit			113	L	Detroit	111	Grizzlies	97	
2006-07	0-2	3/3/07	L	Grizzlies	89	Detroit	92	1998-99	---	No games					
		11/4/06	L	Detroit	95	Grizzlies	86	1997-98	2-0	11/30/97	W	Detroit	95	Grizzlies	97
2005-06	0-2	1/27/06	L	Detroit	95	Grizzlies	89			11/9/97	W	Grizzlies	104	Detroit	96
		12/19/05 (2ot)	L	Grizzlies	104	Detroit	106	1996-97	0-2	1/15/97	L	Grizzlies	79	Detroit	103
2004-05	2-0	1/6/05	W	Detroit	79	Grizzlies	101			11/27/96	L	Detroit	87	Grizzlies	78
		12/11/04	W	Grizzlies	72	Detroit	68	1995-96	0-2	3/26/96	L	Detroit	86	Grizzlies	75
2003-04	0-2	1/31/04	L	Detroit	80	Grizzlies	78			12/7/95	L	Grizzlies	84	Detroit	93
		11/19/03	L	Grizzlies	92	Detroit	99								

## 2010-11 Season Series Statistics

## MEMPHIS VS. DETROIT

PLAYER	G-GS	MIN	FG-FGA	PCT	3FG-FGA	PCT	FT-FTA	PCT	OFF	DEF	TOT	AST	PF-DQ	STL	TO	BLK	PTS	AVG	HI
Randolph	2-2	67	19-33	.576	0-0	---	17-21	.810	10	21	31	3	2-0	3	3	1	55	27.5	34
Gay	2-2	81	16-30	.533	0-3	.000	11-15	.733	2	7	9	2	4-0	1	4	2	43	21.5	26
Arthur	2-0	47	11-16	.688	0-0	---	2-2	1.000	3	7	10	0	6-0	3	0	1	24	12.0	14
Conley	2-2	65	10-20	.500	0-4	.000	2-2	1.000	0	3	3	16	5-0	3	4	0	22	11.0	14
Gasol	2-2	69	6-10	.600	0-0	---	8-10	.800	1	12	13	5	7-0	1	3	3	20	10.0	10
Young	2-1	47	8-16	.500	1-5	.200	2-3	.667	2	7	9	0	4-0	1	0	1	19	9.5	11
Mayo	2-0	48	7-20	.350	3-4	.750	0-0	---	1	1	2	2	4-0	2	1	2	17	8.5	9
Battier	2-2	68	6-10	.600	3-5	.600	0-1	.000	0	6	6	3	1-0	2	1	2	15	7.5	8
Carney	2-0	25	3-7	.429	1-3	.333	6-8	.750	0	5	5	0	3-0	3	0	0	13	6.5	7
Allen	1-0	11	2-4	.500	0-0	---	0-0	---	0	1	1	1	1-0	1	2	0	4	4.0	4
Vasquez	2-0	31	2-6	.333	1-3	.333	1-1	1.000	0	2	2	9	6-0	1	3	0	6	3.0	3
Henry	1-1	12	1-1	1.000	0-0	---	0-2	.000	0	1	1	0	4-0	0	0	0	2	2.0	2
Haddadi	1-0	2	0-1	.000	0-0	---	0-0	---	1	0	1	0	0-0	1	0	0	0	0.0	0
Williams	1-0	17	0-2	.000	0-2	.000	0-0	---	0	1	1	4	2-0	1	0	0	0	0.0	0
GRIZZLIES	2	480	82-157	.522	5-19	.263	43-56	.768	20	62	82	38	43-0	17	23	10	212	106.0	107

## DETROIT VS. MEMPHIS

PLAYER	G-GS	MIN	FG-FGA	PCT	3FG-FGA	PCT	FT-FTA	PCT	OFF	DEF	TOT	AST	PF-DQ	STL	TO	BLK	PTS	AVG	HI
Gordon	2-0	50	12-24	.500	4-12	.333	7-7	1.000	1	2	3	4	5-0	0	6	1	35	17.5	25
Stuckey	2-2	65	11-30	.367	0-2	.000	10-12	.833	1	8	9	7	8-0	3	6	0	42	16.0	17
R. Hamilton	1-1	21	4-11	.364	2-2	1.000	2-2	1.000	3	2	5	1	2-0	0	2	0	12	12.0	12
Bynum	1-0	22	3-6	.500	0-0	---	4-4	1.000	0	0	0	2	1-0	0	3	0	10	10.0	10
Monroe	2-1	51	7-13	.538	0-0	---	6-8	.750	4	15	19	2	7-1	3	1	2	20	10.0	14
Villanueva	2-0	48	8-18	.444	3-8	.375	0-0	---	2	4	6	1	2-0	0	3	3	19	9.5	11
McGrady	2-1	60	7-14	.500	0-5	.000	4-5	.800	3	6	9	8	4-0	1	2	1	18	9.0	16
Prince	2-2	58	5-20	.250	0-2	.000	4-4	1.000	3	3	6	6	2-0	1	0	0	14	7.0	8
Wilcox	2-1	30	7-12	.583	0-0	---	0-1	.000	3	2	5	2	4-0	0	0	0	14	7.0	8
Maxiell	2-1	34	2-8	.250	0-0	---	1-3	.333	4	4	8	0	3-0	1	3	0	5	2.5	3
Wallace	1-1	24	1-3	.333	0-0	---	0-0	---	0	6	6	0	2-0	0	1	2	2	2.0	2
Daye	2-0	16	1-3	.333	0-0	---	0-0	---	1	1	2	0	1-0	0	1	0	2	1.0	2
PISTONS	2	480	68-162	.420	9-31	.290	38-46	.826	25	53	78	33	41-1	9	31	9	183	91.5	99



ORACLE Arena – 19,596 (1997)

1011 Broadway  
Oakland, CA 94607  
(510) 986-2200  
www.warriors.com

## SCHEDULE

**Monday, January 23, 2012 at Golden State**  
**Saturday, February 18, 2012 at Memphis**  
**Wednesday, March 7, 2012 at Golden State**  
**Tuesday, April 3, 2012 at Memphis**

## DIRECTORY

**Co-Executive Chairman,**  
**CEO & Governor:** Joe Lacob

**Co-Executive Chairman and**  
**Alternate Governor:** Peter Guber

**President and COO:** Rick Welts

**General Manager:** Larry Riley

**Head Coach:** Mark Jackson

**Assistant Coaches:** Michael Malone  
Pete Myers  
Wes Unseld, Jr.  
Jerry DeGregorio

**Assistant Coaches/**  
**Player Development:** Darren Erman  
Kris Weems

**Head Athletic Trainer:** Chad Bergman

**Public Relations Staff:** Raymond Ridder  
Dan Martinez  
Nick O'Hayre  
Brett Winkler

## GENERAL INFORMATION

**Radio – KNBR (680/1050 AM):** Tim Royle (play-by-play)

**Television/Cable –**  
**Comcast SportsNet Bay Area:** Bob Fitzgerald (play-by-play)  
Jim Barnett (analyst)

**Team Colors:** Warriors Royal Blue  
California Golden Yellow  
White

## BACKGROUND

Founded: 1946-47 (Philadelphia)  
NBA Seasons: 65  
All-Time NBA Regular Season Record: 2,329-2,751 (.458)  
2010-11 Record: 36-46 (3rd in Pacific Division)  
2011 Playoffs: Did Not Qualify

## Grizzlies Players Career Stats vs. Golden State

PLAYER	G-GS	MIN	FG-FGA	PCT	3FG-FGA	PCT	FT-FTA	PCT	OFF	DEF	TOT	AST	PF-DQ	STL	TO	BLK	PTS	AVG	HI
Gay	17-17	653	136-276	.493	30-69	.435	65-83	.783	33	80	113	38	56-2	16	47	21	367	21.6	35
Mayo	10-8	359	68-147	.463	12-35	.343	33-40	.825	7	35	42	44	19-0	15	22	4	181	18.1	24
Randolph	24-18	720	157-320	.491	3-9	.333	66-86	.767	62	148	210	40	59-0	24	55	13	383	16.0	33
Gasol	8-8	245	43-66	.652	0-0	---	27-40	.675	19	45	64	19	25-1	11	18	14	113	14.1	27
Conley	13-13	415	61-143	.427	12-32	.375	25-31	.806	5	38	43	74	22-0	18	27	1	159	12.2	21
Allen	12-4	269	46-90	.511	2-6	.333	24-33	.727	14	34	48	19	32-0	18	23	6	118	9.8	21
Arthur	8-4	173	35-76	.461	0-0	---	5-7	.714	20	35	55	7	24-1	4	10	13	75	9.4	17
Young	7-1	122	23-51	.451	0-3	.000	12-19	.632	2	11	13	5	9-0	6	6	2	58	8.3	14
Vasquez	2-0	24	4-6	.667	2-3	.667	4-4	1.000	0	2	2	4	0-0	0	2	0	14	7.0	10
Henry	2-1	30	3-7	.429	0-1	.000	0-0	---	0	2	2	3	5-0	1	2	0	6	3.0	6





## GRIZZLIES VS WARRIORS SERIES RECORDS

Record	W-L	Current Streak
Overall	28-32	Grizzlies, two wins
Home	17-14	Grizzlies, five wins
Road	11-18	Golden St, three wins

Last home win:	3/30/11 (110-91)
Last home loss:	4/4/08 (86-117)
Last road win:	3/30/09 (114-109)
Last road loss:	11/3/10 (109-115)
Largest margin of victory:	29, 11/12/04 (96-67)
Largest margin of defeat:	32, 3/5/96 (78-110)

## All-Time Series

Season	W-L	Date	Results	Home	Visitor	Season	W-L	Date	Results	Home	Visitor						
2010-11	2-1	3/30/11	W	Grizzlies	110	Golden St	91	2001-02	1-3	3/30/02	W	Grizzlies	105	Golden St	99		
		11/26/10	W	Grizzlies	116	Golden St	111			1/23/02	L	Golden St	107	Grizzlies	95		
		11/3/10	L	Golden St	115	Grizzlies	109			12/15/01	L	Golden St	93	Grizzlies	84		
2009-10	2-2	3/24/10	L	Golden St	128	Grizzlies	110			11/12/01	L	Grizzlies	79	Golden St	86		
		3/20/10	W	Grizzlies	123	Golden St	107	2000-01	3-1	4/18/01	W	Golden St	81	Grizzlies	95		
		12/22/09	W	Grizzlies	121	Golden St	108			2/16/01	W	Golden St	79	Grizzlies	92		
11/4/09	L	Golden St	113	Grizzlies	105	2/15/01	W			Grizzlies	99	Golden St	89				
2008-09	3-0	3/30/09	W	Golden St	109	Grizzlies	114			12/30/00	L	Grizzlies	101	Golden St	102		
		11/7/08	W	Golden St	104	Grizzlies	109	1999-00	1-3	4/11/00	L	Golden St	109	Grizzlies	97		
		11/3/08	W	Grizzlies	90	Golden St	79			3/21/00	W	Grizzlies	98	Golden St	82		
4/4/08	L	Grizzlies	86	Golden St	117	2/2/00	L			Golden St	101	Grizzlies	95				
2007-08	0-4	3/15/08	L	Golden St	110	Grizzlies	107			11/12/99	L	Grizzlies	93	Golden St	103		
		1/11/08	L	Golden St	116	Grizzlies	104	1998-99	0-3	5/3/99	L	Grizzlies	83	Golden St	91		
		12/17/07	L	Grizzlies	117	Golden St	125			4/18/99	L	Grizzlies	85	Golden St	90		
2006-07	1-3	4/6/07	L	Grizzlies	104	Golden St	116					3/9/99	L	Golden St	122	Grizzlies	82
		4/1/07	L	Golden St	122	Grizzlies	117	1997-98	3-1	4/18/98	L	Golden St	112	Grizzlies	100		
		2/21/07 (ot)	L	Golden St	118	Grizzlies	115			1/24/98	W	Grizzlies	107	Golden St	96		
2005-06	3-0	1/3/07	W	Grizzlies	144	Golden St	135					1/23/98	W	Golden St	80	Grizzlies	88
		4/4/06	W	Grizzlies	100	Golden St	75			12/12/97	W	Grizzlies	95	Golden St	88		
		2/13/06	W	Golden St	79	Grizzlies	81	1996-97	1-3	1/27/97	L	Golden St	122	Grizzlies	97		
2004-05	3-1	1/3/06	W	Grizzlies	104	Golden St	94					1/9/97	L	Grizzlies	86	Golden St	102
		3/1/05	W	Grizzlies	99	Golden St	97					11/8/97	W	Golden St	95	Grizzlies	109
		12/22/04	L	Golden St	109	Grizzlies	99			11/3/96	L	Grizzlies	95	Golden St	105		
2003-04	3-1	11/20/04	W	Golden St	87	Grizzlies	100	1995-96	0-4	3/5/96	L	Golden St	110	Grizzlies	78		
		11/12/04	W	Grizzlies	96	Golden St	67					1/12/96	L	Grizzlies	95	Golden St	104
		3/7/04	W	Golden St	85	Grizzlies	95					1/9/96	L	Golden St	109	Grizzlies	103
2002-03	2-2	2/25/04	L	Grizzlies	92	Golden St	99			12/16/95	L	Grizzlies	85	Golden St	116		
		2/2/04	W	Grizzlies	106	Golden St	101										
		1/12/04 (ot)	W	Golden St	113	Grizzlies	115										
2002-03	2-2	2/3/03	L	Golden St	101	Grizzlies	91										
		1/13/03	W	Golden St	108	Grizzlies	110										
		12/16/02	W	Grizzlies	104	Golden St	91										
		11/11/02	L	Grizzlies	101	Golden St	108										

## 2010-11 Season Series Statistics

## MEMPHIS VS. GOLDEN STATE

PLAYER	G-GS	MIN	FG-FGA	PCT	3FG-FGA	PCT	FT-FTA	PCT	OFF	DEF	TOT	AST	PF-DQ	STL	TO	BLK	PTS	AVG	HI
Gay	2-2	84	23-40	.575	6-11	.545	8-10	.800	3	7	10	5	5-0	4	4	2	60	30.0	35
Conley	3-3	116	18-34	.529	5-11	.455	11-15	.733	0	14	14	25	6-0	4	7	0	52	17.3	20
Randolph	2-2	70	14-21	.667	0-0	---	6-8	.750	2	18	20	10	5-0	2	4	1	34	17.0	20
Mayo	3-1	76	17-36	.472	5-11	.455	7-7	1.000	0	5	5	9	4-0	4	4	3	46	15.3	23
Arthur	3-3	73	16-35	.457	0-0	---	1-1	1.000	6	11	17	4	8-1	2	3	6	33	11.0	17
Gasol	3-1	86	12-17	.706	0-0	---	6-10	.600	6	9	15	9	7-0	4	5	5	30	10.0	12
Allen	3-1	54	12-23	.522	0-0	---	4-6	.667	3	9	12	5	5-0	4	2	1	28	9.3	21
Battier	1-0	26	1-3	.333	0-0	---	0-0	---	1	3	4	1	1-0	1	0	0	2	2.0	2
Vasquez	2-0	24	4-6	.667	2-3	.667	4-4	1.000	0	2	2	4	0-0	0	2	0	14	7.0	10
Young	3-1	49	8-18	.444	0-0	---	3-6	.500	0	4	4	1	3-0	4	1	1	19	6.3	11
Powe	1-0	9	2-4	.500	0-0	---	1-2	.500	1	0	1	0	1-0	0	0	0	5	5.0	5
Thabeet	1-0	10	1-2	.500	0-0	---	2-4	.500	3	1	4	1	3-0	0	1	0	4	4.0	4
Henry	2-1	30	3-7	.429	0-0	---	0-0	---	0	2	2	3	5-0	1	2	0	6	3.0	6
Haddadi	2-0	6	1-1	1.000	0-0	---	0-0	---	1	2	3	1	1-0	0	1	0	2	1.0	2
Smith	1-0	1	0-0	---	0-0	---	0-0	---	0	0	0	0	0-0	0	0	0	0	0.0	0
Law	1-0	4	0-0	---	0-0	---	0-0	---	0	3	3	2	0-0	0	0	0	0	0.0	0
GRIZZLIES	3	720	132-247	.534	18-37	.486	53-73	.726	26	90	116	80	54-1	30	39	19	335	111.7	116

## GOLDEN STATE VS. MEMPHIS

PLAYER	G-GS	MIN	FG-FGA	PCT	3FG-FGA	PCT	FT-FTA	PCT	OFF	DEF	TOT	AST	PF-DQ	STL	TO	BLK	PTS	AVG	HI
Ellie	3-3	112	27-58	.466	4-12	.333	20-27	.741	3	13	16	19	10-0	6	8	1	78	26.0	39
D. Wright	3-3	116	17-43	.395	9-23	.391	8-9	.889	5	11	16	10	6-0	2	5	6	51	17.0	25
Curry	2-2	61	10-27	.370	5-11	.455	7-7	1.000	4	4	8	13	9-0	2	9	0	32	16.0	26
Biedrins	2-2	72	14-18	.778	0-0	---	2-4	.500	10	16	26	5	8-0	3	5	2	30	15.0	28
Lee	2-2	70	11-27	.407	0-0	---	5-5	1.000	11	14	25	2	4-0	3	5	3	27	13.5	15
Williams	3-0	69	9-21	.429	3-9	.333	8-10	.800	1	7	8	10	2-0	2	4	0	29	9.7	16
Thornton	1-0	17	3-3	1.000	0-0	---	0-0	---	0	3	3	1	0-0	0	0	0	6	6.0	6
Radmanovic	3-0	39	8-15	.533	6-10	.600	0-0	---	3	3	6	4	6-0	2	3	5	22	7.3	11
Amundson	1-0	21	3-6	.500	0-0	---	1-2	.500	0	4	4	0	2-0	0	1	3	7	7.0	7
Adrien	2-0	33	6-13	.462	0-0	---	0-0	---	2	6	8	2	7-1	0	1	0	12	6.0	12
Lin	2-0	28	4-9	.444	0-0	---	0-0	---	0	1	1	2	5-0	3	1	1	8	4.0	8
Carney	2-1	29	3-10	.300	0-3	.000	1-1	1.000	0	3	3	0	2-0	0	3	1	7	3.5	7
Udoh	1-1	26	1-3	.333	0-0	---	1-2	.500	2	2	4	1	3-0	0	1	0	3	1.0	3
Bell	2-0	13	1-3	.333	1-3	.333	0-0	---	1	1	2	3	0-0	0	0	0	3	1.5	3
Gadzuric	2-1	14	1-3	.333	0-0	---	0-1	.000	3	0	3	3	1-0	0	4	0	2	1.0	2
WARRIORS	3	720	118-259	.456	28-71	.394	53-68	.779	45	88	133	73	67-1	23	51	22	317	105.7	115

INTRO

PLAYERS

OWNERSHIP

FRONT OFFICE

MEDIA

COMMUNITY INVESTMENT

HISTORY

PLAYOFFS

REVIEW

OPPONENTS

NBA



Toyota Center – 18,043 (2003)

1510 Polk St.

Houston, TX 77002

(713) 758-7200

www.rockets.com

## SCHEDULE

Friday, December 30, 2011 at Memphis

Tuesday, February 14, 2012 at Memphis

Monday, February 20, 2012 at Houston

Friday, March 30, 2012 at Houston

## DIRECTORY

**Owner:** Leslie Alexander

**Chief Executive Officer:** Tad Brown

**General Manager and Managing**

**Director Basketball Operations:** Daryl Morey

**Senior Consultant:** Carroll Dawson

**Head Coach:** Kevin McHale

**Assistant Coaches:** Kelvin Sampson

John-Blair Bickerstaff

Chris Finch

Brett Gunning

Greg Buckner

**Player Development Coach:**

**Senior Vice President of Basketball**

**Operations/Athletic Trainer:** Keith Jones

**Communications Staff:** Nelson Luis

Tracey Hughes

Bob Schranz

## GENERAL INFORMATION

**Radio – SportsRadio 610 (KILT 610 AM):** Craig Ackerman (play-by-play)  
Joel Blank (analyst)

**Spanish Radio – KEYH 850 AM:** Adrian Chavarria (play-by-play)

**Television – my20/FS Houston (Cable):** Bill Worrell (play-by-play)  
Clyde Drexler (analyst)  
Matt Bullard (analyst)

**Team Colors:** Red, White, Silver

## BACKGROUND

Founded: 1967-68 (San Diego)

NBA Seasons: 44

All-Time NBA Regular Season Record: 1,822-1,754 (.510)

2010-11 Record: 43-39 (5th in Southwest Division)

2011 Playoffs: Did Not Qualify

## Grizzlies Players Career Stats vs. Houston

PLAYER	G-GS	MIN	FG-FGA	PCT	3FG-FGA	PCT	FT-FTA	PCT	OFF	DEF	TOT	AST	PF-DQ	STL	TO	BLK	PTS	AVG	HI
Randolph	29-23	981	199-450	.442	2-15	.133	103-139	.741	88	208	296	32	61-1	23	66	13	503	17.3	31
Gay	20-16	658	128-284	.451	12-35	.343	44-59	.746	28	61	89	34	64-1	26	49	20	312	15.6	29
Gasol	10-10	323	44-104	.423	0-0	---	35-41	.854	24	33	57	18	33-0	10	13	20	123	12.3	20
Mayo	11-8	350	52-130	.400	9-29	.310	17-20	.850	6	25	31	24	17-0	14	16	4	130	11.8	32
Conley	13-12	389	51-133	.383	9-30	.300	22-27	.815	5	35	40	54	24-1	19	16	1	133	10.2	19
Young	8-2	140	26-56	.464	1-6	.167	13-16	.813	5	10	15	3	14-0	9	8	6	66	8.3	19
Arthur	10-2	202	32-66	.485	0-1	.000	7-13	.538	16	44	60	4	33-0	5	6	6	71	7.1	11
Allen	10-3	184	16-43	.372	0-1	.000	18-22	.818	4	23	27	11	17-0	10	8	5	50	5.0	12
Vasquez	4-0	70	8-17	.471	1-7	.143	3-3	1.000	2	8	10	8	5-0	2	4	0	20	5.0	7
Henry	3-2	33	3-7	.429	0-0	---	2-2	1.000	1	2	3	1	3-0	1	3	0	8	2.7	8



## GRIZZLIES VS ROCKETS SERIES RECORDS

<b>Record</b>	<b>W-L</b>	<b>Current Streak</b>	<b>Last home win:</b> 1/21/11 (115-110)
<b>Overall</b>	<b>20-44</b>	<b>Houston, one win</b>	<b>Last home loss:</b> 12/3/10 (111-127)
<b>Home</b>	<b>15-17</b>	<b>Grizzlies, one win</b>	<b>Last road win:</b> 4/15/06 (93-81)
<b>Road</b>	<b>5-27</b>	<b>Houston, 10 wins</b>	<b>Last road loss:</b> 2/5/11 (93-95, ot)
			<b>Largest margin of victory:</b> 23, 3/26/04 (109-86)
			<b>Largest margin of defeat:</b> 27, 12/16/97 (91-118)

## All-Time Series

Season	W-L	Date	Results	Home	Visitor	Season	W-L	Date	Results	Home	Visitor
2010-11	1-3	2/5/11 (ot)	L	Houston	95 Grizzlies 93	2002-03	1-3	4/15/03	L	Houston	97 Grizzlies 86
		1/21/11	W	Grizzlies	115 Houston 110			2/22/03	L	Houston	93 Grizzlies 82
		12/17/10	L	Houston	103 Grizzlies 87			1/27/03	L	Grizzlies	95 Houston 100
		12/3/10	L	Grizzlies	111 Houston 127			12/13/02 (ot)	W	Grizzlies	114 Houston 109
2009-10	0-4	4/6/10	L	Grizzlies	103 Houston 113	2001-02	2-2	4/14/02	L	Houston	95 Grizzlies 98
		3/17/10	L	Houston	107 Grizzlies 94			4/5/02	W	Grizzlies	99 Houston 81
		2/5/10	L	Grizzlies	83 Houston 101			2/12/02	L	Houston	85 Grizzlies 78
		11/11/09	L	Houston	104 Grizzlies 79			11/30/01	W	Grizzlies	102 Houston 85
2008-09	2-2	3/8/09	L	Houston	93 Grizzlies 83	2000-01	0-4	4/14/01	L	Grizzlies	95 Houston 100
		2/4/09	W	Grizzlies	104 Houston 93			1/26/01	L	Houston	106 Grizzlies 89
		12/8/08	W	Grizzlies	109 Houston 97			12/11/00	L	Grizzlies	75 Houston 82
		10/29/08	L	Houston	82 Grizzlies 71			11/9/00	L	Houston	85 Grizzlies 78
2007-08	1-3	2/29/08	L	Houston	116 Grizzlies 95	1999-00	2-2	4/19/00	W	Houston	92 Grizzlies 96
		12/28/07	L	Grizzlies	83 Houston 103			4/4/00	W	Grizzlies	102 Houston 100
		12/5/07	L	Houston	105 Grizzlies 92			12/6/99	L	Houston	102 Grizzlies 98
		11/13/07	W	Grizzlies	105 Houston 99			11/29/99 (ot)	L	Grizzlies	110 Houston 118
2006-07	0-4	2/6/07	L	Grizzlies	90 Houston 98	1998-99	0-4	4/14/99	L	Houston	102 Grizzlies 85
		12/31/06	L	Houston	111 Grizzlies 109			3/11/99	L	Houston	102 Grizzlies 91
		11/25/06	L	Houston	85 Grizzlies 76			3/6/99	L	Grizzlies	92 Houston 107
		11/7/06	L	Grizzlies	80 Houston 86			2/27/99	L	Grizzlies	74 Houston 86
2005-06	4-0	4/15/06	W	Houston	81 Grizzlies 93	1997-98	1-3	2/12/98	L	Grizzlies	103 Houston 112
		1/30/06	W	Grizzlies	86 Houston 77			2/3/98	L	Houston	110 Grizzlies 97
		12/3/05	W	Houston	75 Grizzlies 90			12/16/97	L	Houston	118 Grizzlies 91
		11/25/05	W	Grizzlies	86 Houston 81			12/14/97	W	Grizzlies	110 Houston 105
2004-05	1-3	4/13/05	L	Houston	100 Grizzlies 92	1996-97	1-3	4/10/97	L	Houston	102 Grizzlies 94
		1/17/05	W	Grizzlies	99 Houston 80			4/6/97	L	Grizzlies	85 Houston 94
		11/8/04	L	Houston	90 Grizzlies 87			2/11/97	L	Houston	106 Grizzlies 97
		11/5/04	L	Grizzlies	81 Houston 89			12/17/96	L	Grizzlies	93 Houston 92
2003-04	3-1	3/26/04	W	Grizzlies	109 Houston 86	1995-96	0-4	4/9/96	L	Houston	90 Grizzlies 84
		3/13/04	L	Houston	88 Grizzlies 80			3/10/96	L	Grizzlies	89 Houston 95
		1/19/04	W	Grizzlies	88 Houston 83			12/26/95	L	Houston	100 Grizzlies 84
		11/1/03	W	Houston	71 Grizzlies 79			12/13/95	L	Grizzlies	89 Houston 100

## 2010-11 Season Series Statistics

## MEMPHIS VS. HOUSTON

PLAYER	G-GS	MIN	FG-FGA	PCT	3FG-FGA	PCT	FT-FTA	PCT	OFF	DEF	TOT	AST	PF-DQ	STL	TO	BLK	PTS	AVG	HI
Gay	4-4	160	33-63	.524	2-4	.500	19-20	.950	3	20	23	12	13-0	8	11	6	87	21.8	29
Randolph	4-4	155	32-64	.500	0-0	.000	14-19	.737	19	34	53	1	5-0	1	9	6	78	19.5	29
Gasol	4-4	123	18-44	.409	0-0	---	17-19	.895	7	6	13	8	12-0	2	6	3	53	13.3	20
Conley	4-4	135	18-48	.375	1-9	.111	12-16	.750	2	8	10	21	7-0	7	8	0	49	12.3	19
Arthur	4-0	81	15-32	.469	0-0	---	3-5	.600	4	11	15	1	14-0	4	3	3	33	8.3	9
Young	4-2	70	12-24	.500	1-2	.500	5-6	.833	1	3	4	0	8-0	6	3	2	30	7.5	19
Mayo	3-0	77	8-22	.364	1-6	.167	5-6	.833	2	5	7	7	5-0	4	1	1	22	7.3	13
Carney	3-0	40	5-15	.333	1-6	.167	4-4	1.000	4	1	5	2	4-0	2	2	1	15	5.0	8
Vasquez	4-0	70	8-17	.471	1-7	.143	3-3	1.000	2	8	10	8	5-0	2	4	0	20	5.0	7
Allen	4-0	48	6-17	.353	0-0	---	3-4	.750	2	6	8	3	7-0	2	2	3	15	3.8	6
Thabeet	3-0	32	2-3	.667	0-0	---	5-8	.625	3	4	7	0	4-0	1	1	2	9	3.0	5
Henry	3-2	33	3-7	.429	0-0	---	2-2	1.000	1	2	3	1	3-0	1	3	0	8	2.7	8
Haddadi	1-0	3	1-1	1.000	0-0	---	0-0	---	1	1	2	0	0-0	0	0	0	2	2.0	2
Powe	1-0	16	1-3	.333	0-0	---	0-0	---	1	2	3	0	0-0	0	0	0	2	2.0	2
GRIZZLIES	4	985	156-342	.456	6-29	.207	88-108	.815	47	108	155	62	83-0	38	51	26	406	101.5	115

## HOUSTON VS. MEMPHIS

PLAYER	G-GS	MIN	FG-FGA	PCT	3FG-FGA	PCT	FT-FTA	PCT	OFF	DEF	TOT	AST	PF-DQ	STL	TO	BLK	PTS	AVG	HI
Martin	4-4	135	35-70	.500	14-23	.609	41-41	1.000	1	14	15	4	10-0	7	8	2	125	31.3	34
Scola	4-4	141	32-65	.492	0-0	---	10-13	.769	5	17	22	8	12-0	2	8	3	74	18.5	23
Lowry	4-4	141	21-41	.512	9-20	.450	8-10	.800	5	10	15	44	11-0	7	12	2	59	14.8	28
Dragic	3-0	71	14-27	.519	3-12	.250	6-10	.600	0	4	4	11	5-0	2	12	2	37	12.3	17
Battier	4-4	153	16-33	.485	10-20	.500	7-8	.875	3	32	35	13	10-0	6	6	8	49	12.3	17
Miller	3-0	47	8-10	.800	3-3	1.000	6-9	.667	3	6	9	5	5-0	1	4	1	25	8.3	23
Hayes	4-4	125	15-25	.600	0-0	---	3-4	.750	10	15	25	6	16-0	2	5	4	33	8.3	15
Brooks	2-0	38	4-16	.250	0-6	.000	7-7	1.000	1	2	3	5	2-0	1	5	0	15	7.5	9
Lee	4-0	65	13-26	.500	2-7	.286	2-4	.500	1	11	12	1	7-0	0	4	0	30	7.5	16
Budinger	4-0	49	5-19	.263	1-8	.125	1-1	1.000	4	10	14	2	4-0	2	1	1	12	3.0	5
Hill	3-0	55	3-10	.300	0-0	---	1-3	.333	5	8	13	0	8-0	0	4	5	7	2.3	7
Patterson	3-0	24	2-8	.250	0-0	---	0-0	---	3	1	4	0	1-0	1	1	1	4	1.3	2
Smith	2-0	13	1-1	1.000	0-0	---	0-0	---	0	0	0	2	2-0	0	0	0	2	1.0	2
Jeffries	1-0	0	0-0	---	0-0	---	0-0	---	0	0	0	0	0-0	0	0	0	0	0.0	0
ROCKETS	4	985	155-324	.478	39-87	.448	86-100	.860	41	126	167	90	88-0	29	63	27	435	108.8	127

INTRO

PLAYERS

OWNERSHIP

FRONT OFFICE

MEDIA

COMMUNITY INVESTMENT

HISTORY

PLAYOFFS

REVIEW

OPPONENTS

NBA



Conseco Fieldhouse – 18,165 (1999)

125 S. Pennsylvania St.

Indianapolis, IN 46204

(317) 917-2500

www.pacers.com

## SCHEDULE

# 11-12

Friday, February 10, 2012 at Memphis

## DIRECTORY

**Owner, Chairman and  
Chief Executive Officer:** Herbert Simon

**President, Pacers Sports &  
Entertainment:** Jim Morris

**President of Basketball Operations:** Larry Bird

**Chief Operating Officer:** Rick Fuson

**General Manager:** David Morway

**Head Coach:** Frank Vogel

**Assistant Coaches:** Brian Shaw  
Jim Boylen  
Dan Burke

**Scout/Assistant Coach:** Jimmy Powell

**Head Athletic Trainer/  
Team Administrator:** Josh Corbeil

**Public Information Staff:** David Benner  
Krissy Myers  
Tim Edwards

## GENERAL INFORMATION

**Radio – 93.1 WIBC FM:** Mark Boyle (play-by-play)  
Bob Leonard (analyst)

**Television – FS Indiana:** Chris Denari (play-by-play)  
Quinn Buckner (analyst)  
Austin Croshere (analyst)

**Team Colors:** White, Blue, Gold

## BACKGROUND

Founded: (ABA/NBA) 1967-68/1975-76

NBA Seasons: 35

All-Time NBA Regular Season Record: 1,376-1,462 (.485)

2010-11 Record: 37-45 (2nd in Central Division)

2011 Playoffs: Eliminated by Chicago (4-1) in the first round  
of the Eastern Conference Playoffs

## Grizzlies Players Career Stats vs. Indiana

PLAYER	G-GS	MIN	FG-FGA	PCT	3FG-FGA	PCT	FT-FTA	PCT	OFF	DEF	TOT	AST	PF-DQ	STL	TO	BLK	PTS	AVG	HI
Randolph	20-15	636	165-329	.502	11-25	.440	73-92	.793	54	129	183	30	47-1	17	51	8	414	20.7	34
Gay	9-8	315	68-133	.511	13-25	.520	30-33	.909	14	29	43	21	24-0	16	14	5	179	19.9	31
Gasol	6-5	182	39-61	.639	0-0	---	23-32	.719	14	41	55	16	23-0	4	8	3	101	16.8	22
Mayo	6-4	207	34-87	.391	8-20	.400	19-21	.905	5	20	25	26	13-0	8	12	4	95	15.8	21
Conley	7-6	248	35-72	.486	8-17	.471	7-16	.438	3	19	22	54	17-0	18	12	1	85	12.1	19
Allen	17-4	283	48-100	.480	2-17	.118	33-42	.786	7	24	31	22	31-0	23	13	6	131	7.7	19
Henry	1-1	15	2-6	.333	0-0	---	1-2	.500	0	2	2	0	1-0	0	0	0	5	5.0	5
Young	4-1	62	8-17	.471	0-2	.000	3-4	.750	2	3	5	1	4-0	1	3	0	19	4.8	11
Arthur	4-2	63	9-21	.429	0-0	---	0-0	---	0	13	13	0	8-0	0	3	3	18	4.5	8
Vasquez	2-0	20	1-5	.200	0-3	.000	2-2	1.000	0	0	0	3	0-0	1	3	0	4	2.0	2





## GRIZZLIES VS PACERS SERIES RECORDS

<b>Record</b>	<b>W-L</b>	<b>Current Streak</b>	<b>Last home win:</b> 3/19/11 (99-78)
<b>Overall</b>	<b>10-21</b>	<b>Grizzlies, four wins</b>	<b>Last home loss:</b> 11/3/07 (111-121)
<b>Home</b>	<b>7-9</b>	<b>Grizzlies, three wins</b>	<b>Last road win:</b> 12/26/10 (104-90)
<b>Road</b>	<b>3-12</b>	<b>Grizzlies, two wins</b>	<b>Last road loss:</b> 2/25/09 (99-104)
			<b>Largest margin of victory:</b> 30, 3/21/06 (105-75)
			<b>Largest margin of defeat:</b> 47, 12/4/96 (80-127)

## All-Time Series

Season	W-L	Date	Results	Home	Visitor	Season	W-L	Date	Results	Home	Visitor				
2010-11	2-0	3/19/11	W	Grizzlies	99	Indiana	78	2002-03	1-1	3/21/03	L	Indiana	101	Grizzlies	92
		12/26/10	W	Indiana	90	Grizzlies	104			2/18/03 (ot)	W	Grizzlies	108	Indiana	103
2009-10	2-0	12/30/09	W	Indiana	110	Grizzlies	121	2001-02	1-1	3/7/02	W	Grizzlies	122	Indiana	111
		12/18/09	W	Grizzlies	107	Indiana	94			1/30/02	L	Indiana	83	Grizzlies	82
2008-09	1-1	2/25/09	L	Indiana	104	Grizzlies	99	2000-01	0-2	3/23/01	L	Indiana	95	Grizzlies	75
		12/26/08	W	Grizzlies	108	Indiana	105			12/1/00 (ot)	L	Grizzlies	76	Indiana	86
2007-08	1-1	1/2/08	W	Indiana	72	Grizzlies	90	1999-00	0-2	12/1/99	L	Grizzlies	89	Indiana	96
		11/3/07	L	Grizzlies	111	Indiana	121			11/26/99	L	Indiana	105	Grizzlies	86
2006-07	0-2	2/14/07	L	Indiana	114	Grizzlies	104	1998-99	0-1	2/11/99	L	Grizzlies	97	Indiana	101
		2/3/07	L	Grizzlies	110	Indiana	116			3/3/98	L	Grizzlies	103	Indiana	111
2005-06	1-1	3/21/06	W	Grizzlies	105	Indiana	75	1997-98	0-2	11/27/97	L	Indiana	106	Grizzlies	85
		12/10/05	L	Indiana	80	Grizzlies	66			12/4/96	L	Grizzlies	80	Indiana	127
2004-05	0-2	2/13/05	L	Indiana	76	Grizzlies	73	1996-97	0-2	11/29/96	L	Indiana	104	Grizzlies	94
		1/11/05	L	Grizzlies	85	Indiana	86			3/22/96	L	Indiana	111	Grizzlies	94
2003-04	1-1	3/20/04	W	Grizzlies	99	Indiana	95	1995-96	0-2	3/8/96	L	Grizzlies	80	Indiana	94
		12/29/03	L	Indiana	94	Grizzlies	86								

## 2010-11 Season Series Statistics

## MEMPHIS VS. INDIANA

PLAYER	G-GS	MIN	FG-FGA	PCT	3FG-FGA	PCT	FT-FTA	PCT	OFF	DEF	TOT	AST	PF-DQ	STL	TO	BLK	PTS	AVG	HI
Gay	1-1	40	11-20	.550	3-3	1.000	5-5	1.000	4	4	8	5	4-0	5	1	1	30	30.0	30
Randolph	2-2	69	15-27	.556	0-0	---	5-9	.556	3	23	26	4	5-0	1	6	2	35	17.5	18
Gasol	2-2	59	11-18	.611	0-0	---	5-7	.714	1	10	11	8	7-0	2	1	3	27	13.5	17
Allen	2-1	46	10-18	.556	0-0	---	6-7	.857	4	7	11	6	4-0	6	1	1	26	13.0	19
Mayo	2-0	45	8-23	.348	2-6	.333	6-7	.857	3	5	8	5	5-0	1	2	2	24	12.0	17
Conley	2-2	75	10-25	.400	0-4	.000	1-3	.333	1	8	9	19	5-0	6	2	1	21	10.5	17
Powe	1-0	13	4-7	.571	0-1	.000	1-3	.333	1	1	2	0	4-0	0	0	0	9	9.0	9
Arthur	2-0	37	5-12	.417	0-0	---	0-0	---	0	10	10	0	6-0	0	3	3	10	5.0	8
Henry	1-1	15	2-6	.333	0-0	---	1-2	.500	0	2	2	0	1-0	0	0	0	5	5.0	5
Battier	1-0	17	1-2	.500	0-0	---	0-0	---	2	1	3	1	0-0	1	0	0	2	2.0	2
Young	2-1	30	3-7	.429	0-2	.000	0-0	---	0	3	3	0	1-0	0	2	0	6	3.0	6
Thabeet	1-0	10	1-2	.500	0-0	---	0-2	.000	1	1	2	0	3-0	0	1	0	2	2.0	2
Vasquez	2-0	20	1-5	.200	0-3	.000	2-2	1.000	0	0	0	3	0-0	1	3	0	4	2.0	2
Smith	1-0	4	1-1	1.000	0-0	---	0-0	---	0	0	0	0	0-0	0	0	0	2	2.0	2
GRIZZLIES	2	480	83-173	.480	5-19	.263	32-47	.681	20	75	95	51	45-0	23	23	13	203	101.5	104

## INDIANA VS. MEMPHIS

PLAYER	G-GS	MIN	FG-FGA	PCT	3FG-FGA	PCT	FT-FTA	PCT	OFF	DEF	TOT	AST	PF-DQ	STL	TO	BLK	PTS	AVG	HI
Granger	2-2	70	13-35	.371	5-15	.333	15-19	.789	2	8	10	5	7-0	4	10	1	46	23.0	29
Collinson	2-2	57	8-16	.500	2-4	.500	5-5	1.000	1	5	6	4	3-0	1	5	0	23	11.5	17
Dunleavy	1-1	29	4-12	.333	2-5	.400	0-0	---	0	8	8	2	4-0	2	0	0	10	10.0	10
Hansbrough	2-1	43	8-18	.444	0-0	---	4-7	.571	5	4	9	1	5-0	1	3	0	20	10.0	14
Hibbert	2-2	42	5-18	.278	0-0	---	6-9	.667	3	7	10	1	7-0	0	2	0	16	8.0	14
S. Jones	1-0	12	4-6	.667	0-0	---	0-0	---	1	1	2	1	2-0	0	2	0	8	8.0	8
Price	1-0	19	2-8	.250	0-7	.286	1-2	.500	0	0	0	1	1-0	0	0	0	7	7.0	7
George	1-1	36	2-8	.250	0-5	.000	2-3	.667	0	5	5	2	0-0	0	2	4	6	6.0	6
Rush	2-0	43	3-10	.300	3-7	.429	2-4	.500	0	4	4	2	3-0	4	4	1	11	5.5	7
Foster	2-0	35	4-7	.571	0-0	---	2-2	1.000	6	9	15	2	5-0	1	0	2	10	5.0	6
Ford	1-0	21	2-6	.333	0-1	.000	0-0	---	2	6	8	4	0-0	1	2	1	4	4.0	4
D. Jones	1-0	24	1-7	.143	0-2	.000	0-0	---	0	2	2	2	3-0	4	0	0	2	2.0	2
McRoberts	2-1	29	2-4	.500	0-1	.000	0-0	---	0	6	6	2	3-0	0	2	4	2	2.0	4
Stephenson	1-0	4	0-4	.000	0-0	---	1-2	.500	0	2	2	0	0-0	0	1	0	1	1.0	1
Posey	1-0	18	0-4	.000	0-4	.000	0-0	---	0	3	3	2	1-0	0	0	0	0	0.0	0
PACERS	2	480	58-163	.356	14-51	.275	38-53	.717	20	70	90	31	44-0	18	34	11	168	84.0	90



Staples Center – 19,060 (1999)  
6951 S. Centinela Ave.  
Playa Vista, CA 90094  
(310) 862-6000  
www.clippers.com

## SCHEDULE

Thursday, January 26, 2012 at Los Angeles  
Saturday, March 24, 2012 at Los Angeles  
Monday, April 9, 2012 at Memphis

## DIRECTORY

**Chairman of the Board,  
Owner and NBA Governor:** Donald T. Sterling  
**President and NBA Governor:** Andy Roeser  
**Vice President of  
Basketball Operations:** Neal Olsehy  
**Head Coach:** Vinny Del Negro  
**Assistant Coaches:** Marc Iavaroni  
Dean Demopoulos  
Robert Pack  
**Head Athletic Trainer:** Jasen Powell  
**Communications Staff:** Joe Safety  
Rob Raichlen  
Seth Burton  
Ta'Nisha Cooper  
Steven Esparza

## GENERAL INFORMATION

**Radio – KFNB News Talk (980 AM):** Brian Sieman (play-by-play –  
televized games)  
Ralph Lawler (play-by-play)  
Michael Smith (analyst)  
**Television – Prime Ticket:** Ralph Lawler (play-by-play)  
Michael Smith (analyst)  
**Spanish Radio –  
ESPN Deportes (1330 AM):** Celso Gaspar (play-by-play)  
**Team Colors:** Red, White, Blue

## BACKGROUND

Founded: 1970-71 (Buffalo Braves)  
NBA Seasons: 41  
All-Time NBA Regular Season Record: 1,207-2,123 (.362)  
2010-11 Record: 32-50 (4th in Pacific Division)  
2011 Playoffs: Did Not Qualify

## Grizzlies Players Career Stats vs. L.A. Clippers

PLAYER	G-GS	MIN	FG-FGA	PCT	3FG-FGA	PCT	FT-FTA	PCT	OFF	DEF	TOT	AST	PF-DQ	STL	TO	BLK	PTS	AVG	HI
Gay	15-14	554	121-230	.526	16-41	.390	59-79	.747	15	65	80	22	43-0	22	38	7	317	21.1	35
Randolph	25-19	761	144-328	.439	3-10	.300	78-102	.765	74	146	220	51	57-0	13	43	8	369	14.8	35
Gasol	11-10	371	63-103	.612	0-0	---	22-32	.688	26	73	99	37	34-0	22	21	22	148	13.5	26
Conley	12-11	322	53-119	.445	12-30	.400	24-30	.800	5	20	25	47	26-0	12	25	2	142	11.8	20
Mayo	11-8	352	46-123	.374	9-31	.290	22-29	.759	9	19	28	33	26-0	15	29	2	123	11.2	20
Young	8-3	148	27-57	.474	4-8	.500	13-16	.813	6	14	20	7	6-0	10	10	0	71	8.9	22
Allen	11-5	291	35-89	.393	1-10	.100	23-32	.719	13	29	42	22	29-0	27	19	11	94	8.5	17
Vasquez	4-1	65	14-21	.667	5-6	.833	1-1	1.000	0	1	1	11	3-0	2	5	0	34	8.5	17
Arthur	6-3	115	15-42	.357	0-0	---	5-6	.833	6	19	25	9	20-1	8	8	2	35	5.8	12
Henry	1-1	15	0-0	---	0-0	---	2-2	1.000	0	1	1	0	3-0	0	1	0	2	2.0	2



## GRIZZLIES VS CLIPPERS SERIES RECORDS

Record	W-L	Current Streak	Last home win:	3/14/11 (105-82)
Overall	32-30	LA Clippers, two wins	Last home loss:	4/5/11 (81-82)
Home	20-11	LA Clippers, one win	Last road win:	12/11/10 (84-83)
Road	12-19	LA Clippers, one win	Last road loss:	4/14/11 (103-110)
			Largest margin of victory:	23 (twice), 3/14/11 (105-82)*
			Largest margin of defeat:	21 (twice), 2/6/09 (105-126)*

\* Most recent occurrence

## All-Time Series

Season	W-L	Date	Results	Home	Visitor	Season	W-L	Date	Results	Home	Visitor				
2010-11	2-2	4/14/11	L	LA Clippers	110	Grizzlies	2001-02	1-3	4/16/02	L	LA Clippers	92	Grizzlies	84	
		4/5/11	W	Grizzlies	81	LA Clippers			83	2/25/02	L	Grizzlies	77	LA Clippers	90
		3/14/11	W	Grizzlies	105	LA Clippers			82	1/28/02 (ot)	W	Grizzlies	119	LA Clippers	115
		12/11/10	W	LA Clippers	83	Grizzlies			84	11/7/01	L	LA Clippers	108	Grizzlies	92
2009-10	2-2	11/12/10	W	Grizzlies	104	LA Clippers	102	2000-01	2-2	4/4/01	W	Grizzlies	86	LA Clippers	78
		11/29/09	L	LA Clippers	98	Grizzlies	88			12/23/00	L	LA Clippers	92	Grizzlies	90
		11/18/09	W	Grizzlies	106	LA Clippers	91			11/16/00	L	Grizzlies	72	LA Clippers	76
		11/7/09	L	LA Clippers	113	Grizzlies	110			11/2/00	W	LA Clippers	91	Grizzlies	99
2008-09	2-1	3/4/09	W	LA Clippers	95	Grizzlies	111	1999-00	3-1	2/10/00	W	LA Clippers	90	Grizzlies	112
		2/6/09	L	Grizzlies	105	LA Clippers	126			12/19/99	W	Grizzlies	85	LA Clippers	84
		12/5/08	W	Grizzlies	91	LA Clippers	83			12/13/99	L	LA Clippers	102	Grizzlies	90
2007-08	1-3	2/23/08	L	LA Clippers	110	Grizzlies	97	1998-99	3-1	11/14/99	W	Grizzlies	109	LA Clippers	89
		2/20/08	L	LA Clippers	100	Grizzlies	86			4/24/99	L	LA Clippers	105	Grizzlies	96
		1/26/08 (ot)	W	Grizzlies	125	LA Clippers	120			4/21/99	W	Grizzlies	97	LA Clippers	94
2006-07	0-3	12/14/07	L	Grizzlies	91	LA Clippers	98	2005-06	3-1	2/16/99 (2ot)	W	LA Clippers	89	Grizzlies	83
		12/07/07	L	LA Clippers	112	Grizzlies	91			2/10/99	W	Grizzlies	105	LA Clippers	99
		12/9/06	L	Grizzlies	82	LA Clippers	89			4/7/98	W	LA Clippers	94	Grizzlies	110
2005-06	3-1	11/29/06	L	LA Clippers	105	Grizzlies	90	1997-98	3-1	3/23/98	W	Grizzlies	106	LA Clippers	95
		4/18/06	W	Grizzlies	101	LA Clippers	95			1/7/98	L	LA Clippers	110	Grizzlies	102
		3/23/06	W	Grizzlies	95	LA Clippers	85			11/11/97	W	Grizzlies	119	LA Clippers	113
		3/5/06	W	LA Clippers	86	Grizzlies	102			3/25/97 (ot)	L	LA Clippers	110	Grizzlies	104
2004-05	3-1	2/10/06	L	LA Clippers	91	Grizzlies	87	1996-97	0-4	2/26/97	L	Grizzlies	80	LA Clippers	83
		3/7/05	W	LA Clippers	102	Grizzlies	105			1/30/97	L	LA Clippers	100	Grizzlies	94
		2/3/05	L	Grizzlies	103	LA Clippers	106			11/12/96 (2ot)	L	Grizzlies	92	LA Clippers	99
		12/27/05	W	Grizzlies	96	LA Clippers	76			4/21/96	W	LA Clippers	101	Grizzlies	108
2003-04	4-0	12/19/05	W	LA Clippers	82	Grizzlies	92	1995-96	1-3	1/7/96	L	Grizzlies	93	LA Clippers	101
		3/12/04	W	Grizzlies	98	LA Clippers	89			11/16/95	L	LA Clippers	103	Grizzlies	98
		3/6/04	W	LA Clippers	92	Grizzlies	88			11/10/95	L	Grizzlies	91	LA Clippers	98
		2/11/04	W	Grizzlies	110	LA Clippers	102								
2002-03	2-2	1/11/04 (2ot)	W	LA Clippers	107	Grizzlies	108								
		4/8/03	W	Grizzlies	111	LA Clippers	108								
		3/30/03	L	LA Clippers	102	Grizzlies	100								
		1/8/03	L	LA Clippers	103	Grizzlies	95								
		1/3/03	W	Grizzlies	116	LA Clippers	111								

## 2010-11 Season Series Statistics

## MEMPHIS VS. L.A. CLIPPERS

PLAYER	G-GS	MIN	FG-FGA	PCT	3FG-FGA	PCT	FT-FTA	PCT	OFF	DEF	TOT	AST	PF-DQ	STL	TO	BLK	PTS	AVG	HI
Randolph	3-3	113	27-53	.509	1-3	.333	7-10	.700	10	22	32	5	10-0	1	4	0	62	20.7	30
Conley	3-3	103	16-42	.381	3-10	.300	5-6	.833	3	7	10	17	7-0	8	3	0	40	13.3	20
Young	4-3	96	19-38	.500	3-4	.750	8-11	.727	4	10	14	6	3-0	5	7	0	49	12.3	22
Carney	1-0	20	4-8	.500	2-2	1.000	2-6	.333	3	0	3	3	2-0	0	0	0	12	12.0	12
Gay	1-1	44	5-12	.417	1-3	.333	1-2	.500	0	2	2	2	1-0	4	6	0	12	12.0	12
Gasol	4-4	132	19-37	.514	0-0	---	7-9	.778	11	30	41	10	12-0	9	5	9	45	11.3	17
Battier	3-0	80	7-17	.412	2-8	.250	4-5	.800	7	16	23	4	4-0	1	4	4	20	6.7	13
Vasquez	4-1	65	14-21	.667	5-6	.833	1-1	1.000	0	1	1	11	3-0	2	5	0	34	8.5	17
Allen	3-2	82	11-27	.407	0-4	.000	2-3	.667	1	5	6	5	8-0	8	9	4	24	8.0	8
Mayo	4-1	78	10-36	.278	3-9	.333	5-7	.714	1	3	4	7	9-0	5	9	2	28	7.0	13
Arthur	4-1	82	9-30	.300	0-0	---	5-6	.833	5	12	17	5	12-1	6	7	2	23	5.8	12
Haddadi	3-0	17	4-6	.667	0-0	---	4-5	.800	2	2	4	0	5-0	1	0	1	12	4.0	10
Powe	3-0	18	3-7	.429	0-0	---	6-7	.857	1	3	4	2	3-0	1	0	0	12	4.0	8
Williams	1-0	15	1-4	.250	1-3	.333	0-0	---	1	3	4	4	0-0	0	1	0	3	3.0	3
Smith	3-0	36	4-7	.571	0-0	---	2-3	.667	1	1	2	5	3-0	1	4	0	10	3.3	8
Henry	1-1	15	0-0	---	0-0	---	2-2	1.000	0	1	1	0	3-0	0	1	0	2	2.0	2
GRIZZLIES	4	960	148-333	.444	18-47	.383	59-77	.766	46	115	161	79	83-1	52	66	22	373	93.3	105

## L.A. CLIPPERS VS. MEMPHIS

PLAYER	G-GS	MIN	FG-FGA	PCT	3FG-FGA	PCT	FT-FTA	PCT	OFF	DEF	TOT	AST	PF-DQ	STL	TO	BLK	PTS	AVG	H
Gordon	3-3	107	22-49	.449	4-11	.364	12-14	.857	3	8	11	10	8-0	2	9	1	60	20.0	25
Griffin	4-4	151	32-64	.500	0-1	.000	9-18	.500	11	33	44	18	16-0	5	16	2	73	18.3	31
Kaman	2-1	54	14-25	.560	0-0	---	0-0	---	5	7	12	4	5-0	3	1	1	28	14.0	14
Williams	3-3	88	9-26	.346	5-13	.385	5-5	1.000	0	5	5	9	7-0	3	8	0	28	9.3	16
Bledsoe	4-1	93	12-25	.480	0-3	.000	11-12	.917	5	6	11	18	11-0	17	3	35	8.8	19	
Jordan	4-3	109	13-21	.619	0-0	---	8-16	.500	15	20	35	2	4-0	4	4	9	34	8.5	14
Diogu	2-0	17	6-6	1.000	0-0	---	2-3	.667	1	2	3	0	2-0	1	0	0	14	7.0	8
Cook	2-0	24	5-9	.556	3-5	.600	0-0	---	0	3	3	2	3-0	1	4	2	13	6.5	13
Foye	3-1	74	6-23	.261	1-9	.111	6-7	.857	0	7	7	9	5-0	4	4	1	19	6.3	9
Davis	1-0	25	3-8	.375	0-1	.000	0-0	---	0	3	3	4	5-0	1	4	0	6	6.0	6
Moon	3-2	57	7-19	.368	2-9	.222	2-2	1.000	4	8	12	0	3-0	1	0	1	18	6.0	8
Aminu	4-1	68	5-14	.357	1-4	.250	1-1	1.000	2	6	8	5	5-0	3	8	0	12	3.0	6
Gomes	2-1	53	2-10	.200	2-4	.500	0-0	---	2	4	6	5	1-0	1	2	0	6	3.0	6
Smith	4-0	29	4-10	.400	0-0	---	1-2	.500	1	1	2	1	4-0	0	3	2	9	2.3	4
Butler	1-0	12	1-2	.500	0-0	---	0-0	---	0	0	0	0	0-0	0	0	0	2	2.0	2
CLIPPERS	4	960	141-311	.453	18-60	.300	57-80	.713	49	113	162	87	79-0	34	84	22	357	89.3	110

INTRO

PLAYERS

OWNERSHIP

FRONT OFFICE

MEDIA

COMMUNITY INVESTMENT

HISTORY

PLAYOFFS

REVIEW

OPPONENTS

NBA



STAPLES Center – 18,997 (1999)

555 N. Nash St.

El Segundo, CA 90245

(310) 426-6000

www.lakers.com

## SCHEDULE

Sunday, January 8, 2012 at Los Angeles

Tuesday, March 13, 2012 at Memphis

Sunday, March 25, 2012 at Los Angeles

## DIRECTORY

### Owner, President,

**Governor and Director:** Dr. Jerry H. Buss

**Co-Owners:** Phillip F. Anschutz  
Edward P. Roski, Jr.  
Dr. Patrick Soon-Shiong

**General Manager:** Mitch Kupchak

**Executive Vice President of Player  
Personnel/Alternate Governor:** Jim Buss

**Vice President of  
Basketball Operations:** Earvin Johnson

**Head Coach:** Mike Brown

**Assistant Coaches:** Darvin Ham  
John Kuester  
Chuck Person  
Quin Snyder

**Head Athletic Trainer:** Gary Vitti

**Public Relations Staff:** John Black  
Alison Bogli  
Josh Rupprecht  
Nick Mazzella  
Matt Fleer

## GENERAL INFORMATION

**Radio – 710 AM ESPN Radio:** John Ireland (play-by-play)  
Mychal Thompson (analyst)

### Spanish Radio –

**1330 AM ESPN Deportes:** Fernando Gonzalez (play-by-play)  
Pepe Mantilla (analyst)

### Television – KCAL-TV 9/

**FS West (Cable):** Bill Macdonald (play-by-play)  
Stu Lantz (analyst)

**Team Colors:** Purple, Gold

## BACKGROUND

Founded (NBL/NBA): 1947-48/1948-49 (Minneapolis)

NBA Seasons: 63

All-Time NBA Regular Season Record: 3,084-1,891 (.620)

2010-11 Record: 57-25 (1st in Pacific Division)

2011 Playoffs: Eliminated by Dallas (4-0) in the  
Western Conference Semifinals

## Grizzlies Players Career Stats vs. L.A. Lakers

PLAYER	G-GS	MIN	FG-FGA	PCT	3FG-FGA	PCT	FT-FTA	PCT	OFF	DEF	TOT	AST	PF-DQ	STL	TO	BLK	PTS	AVG	HI
Gay	18-17	664	126-276	.457	21-56	.375	43-55	.782	19	82	101	37	44-1	24	42	26	316	17.6	30
Mayo	10-8	329	59-127	.465	23-46	.500	22-27	.815	5	20	25	23	30-0	10	24	3	163	16.3	25
Randolph	27-19	766	150-354	.424	5-15	.333	72-92	.783	66	161	227	53	57-0	24	51	7	377	14.0	36
Conley	14-13	447	57-141	.404	20-43	.465	25-36	.694	5	42	47	69	20-0	19	22	0	159	11.4	28
Gasol	11-11	369	39-92	.424	0-0	---	38-48	.792	33	69	102	30	36-0	10	20	21	116	10.5	17
Young	6-1	96	17-43	.395	4-7	.571	14-17	.824	1	7	8	5	14-0	5	4	0	52	8.7	22
Henry	3-1	39	9-18	.500	0-2	.000	4-7	.571	2	1	3	1	5-0	0	0	0	22	7.3	12
Arthur	7-4	150	24-51	.471	0-1	.000	3-6	.500	13	22	35	6	14-0	7	8	5	51	7.3	11
Allen	13-3	231	36-85	.424	1-11	.091	18-19	.947	14	10	24	17	38-2	13	20	6	91	7.0	18
Vasquez	3-0	38	4-8	.500	2-2	1.000	0-0	---	0	2	2	5	1-0	0	2	0	10	3.3	5





## GRIZZLIES VS LAKERS SERIES RECORDS

Record	W-L	Current Streak
Overall	16-44	LA Lakers, one win
Home	10-20	LA Lakers, one win
Road	6-24	Grizzlies, one win

Last home win:	11/30/10 (98-96)
Last home loss:	2/7/11 (84-93)
Last road win:	1/2/11 (104-85)
Last road loss:	11/2/10 (105-124)
Largest margin of victory:	23, 11/10/04 (110-87)
Largest margin of defeat:	39, 1/14/02 (81-120)

## All-Time Series

Season	W-L	Date	Results	Home	Visitor	Season	W-L	Date	Results	Home	Visitor
2010-11	2-2	2/7/11	L	Grizzlies 84	LA Lakers 93	2001-02	1-3	2/1/02	L	Grizzlies 85	LA Lakers 100
		1/2/11	W	LA Lakers 85	Grizzlies 104			1/14/02	L	LA Lakers 120	Grizzlies 81
		11/30/10	W	Grizzlies 98	LA Lakers 96			12/21/01	W	Grizzlies 114	LA Lakers 108
		11/21/10	L	LA Lakers 124	Grizzlies 105			11/9/01	L	LA Lakers 110	Grizzlies 86
2009-10	1-2	2/23/10	L	Grizzlies 98	LA Lakers 99	2000-01	0-4	3/3/01	L	Grizzlies 88	LA Lakers 98
		2/1/10	W	Grizzlies 95	LA Lakers 93			1/15/01 (ot)	L	LA Lakers 113	Grizzlies 112
		11/6/09	L	LA Lakers 114	Grizzlies 98			12/15/00	L	LA Lakers 98	Grizzlies 76
2008-09	0-4	4/12/09	L	LA Lakers 92	Grizzlies 75			11/4/00	L	Grizzlies 89	LA Lakers 98
		3/3/09	L	LA Lakers 99	Grizzlies 89	1999-00	0-4	3/29/00	L	Grizzlies 99	LA Lakers 108
		1/31/09	L	Grizzlies 98	LA Lakers 115			3/1/00	L	LA Lakers 103	Grizzlies 91
		12/22/08	L	Grizzlies 96	LA Lakers 105			12/11/99	L	Grizzlies 94	LA Lakers 106
2007-08	1-2	3/28/08	W	LA Lakers 111	Grizzlies 114			11/3/99	L	LA Lakers 103	Grizzlies 88
		1/13/08	L	LA Lakers 100	Grizzlies 99	1998-99	1-2	4/19/99	L	LA Lakers 117	Grizzlies 102
		1/8/08	L	Grizzlies 101	LA Lakers 111			3/29/99	L	LA Lakers 116	Grizzlies 98
2006-07	2-2	3/27/07	W	LA Lakers 86	Grizzlies 88			2/23/99	W	Grizzlies 93	LA Lakers 83
		3/22/07	L	Grizzlies 119	LA Lakers 127	1997-98	0-4	4/8/98	L	LA Lakers 113	Grizzlies 102
		1/9/07	W	Grizzlies 128	LA Lakers 118			3/15/98	L	Grizzlies 110	LA Lakers 119
		11/12/06	L	LA Lakers 91	Grizzlies 81			1/6/98	L	Grizzlies 87	LA Lakers 100
2005-06	3-1	2/11/06	W	LA Lakers 99	Grizzlies 100			11/16/97	L	LA Lakers 121	Grizzlies 95
		12/28/05 (ot)	W	LA Lakers 99	Grizzlies 100	1996-97	0-4	3/27/97 (ot)	L	Grizzlies 98	LA Lakers 102
		12/14/05	L	Grizzlies 79	LA Lakers 94			2/21/97	L	LA Lakers 99	Grizzlies 91
		11/14/05	W	Grizzlies 85	LA Lakers 73			1/14/97	L	LA Lakers 91	Grizzlies 81
2004-05	3-0	4/3/05	W	Grizzlies 102	LA Lakers 82			1/5/97	L	Grizzlies 82	LA Lakers 95
		12/20/04	W	LA Lakers 72	Grizzlies 82	1995-96	0-4	4/5/96	L	LA Lakers 104	Grizzlies 94
		11/10/04	W	Grizzlies 110	LA Lakers 87			2/28/96	L	Grizzlies 80	LA Lakers 99
2003-04	2-2	4/9/04	L	LA Lakers 103	Grizzlies 95			12/1/95	L	LA Lakers 113	Grizzlies 100
		12/1/04	W	Grizzlies 88	LA Lakers 82			11/17/95	L	Grizzlies 91	LA Lakers 114
		11/23/03	L	LA Lakers 121	Grizzlies 89						
2002-03	0-4	11/10/03	W	Grizzlies 105	LA Lakers 95						
		4/4/03	L	Grizzlies 101	LA Lakers 102						
		3/31/03	L	LA Lakers 110	Grizzlies 94						
		12/3/02	L	LA Lakers 101	Grizzlies 91						
		11/29/02 (ot)	L	Grizzlies 106	LA Lakers 112						

## 2010-11 Season Series Statistics

## MEMPHIS VS. L.A. LAKERS

PLAYER	G-GS	MIN	FG-FGA	PCT	3FG-FGA	PCT	FT-FTA	PCT	OFF	DEF	TOT	AST	PF-DQ	STL	TO	BLK	PTS	AVG	HI
Gay	4-4	152	36-67	.537	6-10	.600	11-13	.846	5	17	22	10	6-0	5	7	8	89	22.3	30
Conley	4-4	141	25-43	.581	9-12	.750	10-16	.625	1	15	16	21	3-0	9	5	0	69	17.3	28
Randolph	3-3	114	15-44	.341	1-3	.333	11-12	.917	7	21	28	9	9-0	2	6	0	42	14.0	21
Mayo	3-1	77	13-32	.406	4-11	.364	4-5	.800	1	5	6	6	5-0	5	3	2	34	11.3	15
Young	4-1	69	12-30	.400	3-6	.500	11-12	.917	1	4	5	5	10-0	5	4	0	38	9.5	22
Gasol	4-4	141	14-40	.350	0-0	---	7-8	.875	10	29	39	15	16-0	5	7	9	35	8.8	11
Battier	3-3	85	8-20	.400	6-14	.429	3-3	1.000	4	9	13	7	7-0	1	5	6	25	8.3	17
Arthur	3-1	63	11-24	.458	0-0	---	2-4	.500	6	7	13	4	6-0	5	2	2	24	6.0	10
Henry	3-1	39	9-18	.500	0-2	.000	4-7	.571	2	1	3	1	5-0	0	0	0	22	7.3	12
Carney	2-0	26	5-11	.455	0-2	.000	2-2	1.000	1	7	8	2	0-0	2	5	0	12	6.0	8
Allen	4-1	68	9-27	.333	0-2	.000	3-3	1.000	8	2	10	8	11-0	4	4	0	21	5.3	10
Vasquez	3-0	38	4-8	.500	2-2	1.000	0-0	---	0	2	2	5	1-0	0	2	0	10	3.3	5
Carroll	1-0	10	1-2	.500	0-0	---	0-0	---	0	1	1	0	1-0	0	0	1	2	2.0	2
Law	1-0	14	1-5	.200	0-0	---	0-0	---	1	0	1	2	0-0	0	2	0	2	2.0	2
Smith	2-0	17	2-3	.667	0-0	---	0-0	---	0	3	3	3	0-0	1	1	0	4	2.0	4
Thabeet	4-0	35	1-5	.200	0-0	---	1-2	.500	4	4	8	0	9-0	0	0	2	3	0.8	3
GRIZZLIES	4	960	151-345	.438	25-48	.521	64-82	.780	46	108	154	86	82-0	40	44	24	391	97.8	105

## L.A. LAKERS VS. MEMPHIS

PLAYER	G-GS	MIN	FG-FGA	PCT	3FG-FGA	PCT	FT-FTA	PCT	OFF	DEF	TOT	AST	PF-DQ	STL	TO	BLK	PTS	AVG	HI
Bryant	4-4	131	32-77	.416	5-19	.263	30-35	.857	6	15	21	14	7-0	6	14	0	99	24.8	29
Gasol	4-4	142	25-49	.510	0-0	---	13-17	.765	13	31	44	11	8-0	2	9	8	63	15.8	21
Odum	4-2	133	17-36	.472	4-9	.444	9-17	.529	8	29	37	13	9-0	4	6	7	47	11.8	17
Bynum	2-2	56	8-14	.571	0-0	---	4-8	.500	6	12	18	3	2-0	0	3	7	20	10.0	11
Brown	4-0	74	14-30	.467	6-12	.500	4-4	1.000	1	5	6	4	11-0	4	7	1	38	9.5	13
Barnes	3-0	63	8-21	.381	1-7	.143	8-11	.727	10	8	18	4	8-0	2	6	1	25	8.3	16
Fisher	4-4	108	12-25	.480	5-8	.625	2-2	1.000	0	5	5	11	11-0	5	3	1	31	7.8	10
Artest	4-4	121	11-29	.379	6-14	.429	2-6	.333	3	7	10	6	9-0	5	9	1	30	7.5	13
Blake	4-0	77	11-16	.688	8-10	.800	0-0	---	1	7	8	5	5-0	1	5	0	30	7.5	10
Ebanks	1-0	11	2-4	.500	0-0	---	0-0	---	1	1	2	1	1-0	0	0	1	4	4.0	4
Caracter	3-0	18	0-3	.000	0-0	---	6-6	1.000	3	1	4	0	3-0	1	1	0	6	2.0	6
Walton	2-0	9	2-2	1.000	0-0	---	0-0	---	1	3	4	1	1-0	0	1	1	4	2.0	4
Vujacic	1-0	3	0-1	.000	0-0	---	1-2	.500	0	0	0	0	0-0	0	1	0	1	1.0	1
Ratliff	1-0	9	0-0	---	0-0	---	0-0	---	0	4	4	0	0-0	0	2	1	0	0.0	0
Smith	1-0	5	0-0	---	0-0	---	0-0	---	0	0	0	0	1-0	0	0	1	0	0.0	0
LAKERS	4	960	142-307	.463	35-79	.443	79-108	.731	53	128	181	73	76-0	30	68	30	398	99.5	124

INTRO

PLAYERS

OWNERSHIP

FRONT OFFICE

MEDIA

COMMUNITY INVESTMENT

HISTORY

PLAYOFFS

REVIEW

OPPONENTS

NBA



AmericanAirlines Arena – 19,600 (2000)

601 Biscayne Blvd.

Miami, FL 33132

(786) 777-4328

www.heat.com

## SCHEDULE

**11-12**  
Friday, April 6, 2012 at Miami

## DIRECTORY

**Managing General Partner:** Micky Arison

**President:** Pat Riley

**Head Coach:** Erik Spoelstra

**Assistant Coaches:** Bob McAdoo  
Keith Askins  
Ron Rothstein  
David Fizdale  
Chad Kammerer

**Assistant Coach/Advance Scout:** Octavio De La Grana

**Head Athletic Trainer/  
Travel Coordinator:** Jay Sabol

**Assistant Coach/Strength and  
Conditioning:** Bill Foran

**Sports Media Relations Staff:** Tim Donovan  
Rob Wilson  
Michael Lissack  
Nick Maiorana

## GENERAL INFORMATION

**Radio – The Ticket (790 AM):** Mike Inglis (play-by-play)  
John Crotty (analyst)

**Spanish Radio – WQBA (1140 AM):** José Pañeda (play-by-play)  
Joe Pujala (analyst)

**Cable Television – Sun Sports:** Eric Reid (play-by-play)  
Tony Fiorentino (analyst)  
Jason Jackson (host/sidelines)

**Team Colors:** Red, Yellow, Black, White

## BACKGROUND

Founded: 1988-89

NBA Seasons: 23

All-Time NBA Regular Season Record: 919-935 (.496)

2010-11 Record: 58-24 (1st in Southeast Division)

2011 Playoffs: Eliminated by Dallas (4-2) in the NBA Finals

## Grizzlies Players Career Stats vs. Miami

PLAYER	G-GS	MIN	FG-FGA	PCT	3FG-FGA	PCT	FT-FTA	PCT	OFF	DEF	TOT	AST	PF-DQ	STL	TO	BLK	PTS	AVG	HI
Gay	9-7	301	58-136	.426	8-30	.267	33-46	.717	9	39	48	18	15-0	11	18	4	157	17.4	41
Mayo	6-4	200	38-76	.500	7-20	.350	20-21	.952	7	8	15	11	16-1	6	12	2	103	17.2	28
Randolph	20-16	626	144-299	.482	4-13	.308	51-68	.750	56	126	182	34	52-1	12	37	13	343	17.2	27
Gasol	6-5	200	32-51	.627	0-1	.000	14-22	.636	16	36	52	13	15-0	7	8	8	78	13.0	22
Conley	8-7	275	29-73	.397	7-19	.368	20-26	.769	6	30	36	45	13-1	10	23	1	85	10.6	16
Arthur	5-3	93	15-32	.469	0-0	---	5-6	.833	2	15	17	1	11-0	3	5	4	35	7.0	14
Allen	14-5	247	30-73	.411	3-9	.333	28-33	.848	12	23	35	10	34-0	17	19	4	91	6.5	20
Young	4-1	63	9-29	.310	0-5	.000	7-9	.778	4	6	10	2	3-0	2	0	0	25	6.3	10
Henry	1-1	26	1-9	.111	0-2	.000	4-4	1.000	0	2	2	3	1-0	0	0	0	6	6.0	6
Vasquez	2-0	21	5-7	.714	1-1	1.000	1-2	.500	0	1	1	2	5-0	0	0	0	12	6.0	10



## GRIZZLIES VS HEAT SERIES RECORDS

Record	W-L	Current Streak
Overall	12-18	Miami, one win
Home	7-8	Grizzlies, one win
Road	5-10	Miami, one win

Last home win:	11/20/10 (97-95)
Last home loss:	2/19/10 (87-100, 2ot)
Last road win:	12/13/09 (118-90)
Last road loss:	3/12/11 (85-118)
Largest margin of victory:	28, 12/13/09 (118-90)
Largest margin of defeat:	33, 3/12/11 (85-118)

## All-Time Series

Season	W-L	Date	Results	Home	Visitor	Season	W-L	Date	Results	Home	Visitor				
2010-11	1-1	3/12/11	L	Miami	118	Grizzlies	85	2002-03	2-0	2/28/03 (ot)	W	Grizzlies	126	Miami	116
		11/20/10	W	Grizzlies	97	Miami	95			12/10/02	W	Miami	96	Grizzlies	107
2009-10	1-1	2/19/10 (2ot)	L	Grizzlies	87	Miami	100	2001-02	1-1	3/9/02	L	Grizzlies	88	Miami	93
		12/13/09	W	Miami	90	Grizzlies	118			12/28/01	W	Miami	86	Grizzlies	91
2008-09	1-1	3/23/09	L	Miami	94	Grizzlies	82	2000-01	0-2	3/17/01	L	Miami	95	Grizzlies	81
		12/14/08	W	Grizzlies	102	Miami	86			1/19/01	L	Grizzlies	86	Miami	97
2007-08	2-0	4/11/08	W	Miami	91	Grizzlies	96	1999-00	1-1	1/16/00	L	Grizzlies	83	Miami	94
		1/6/08	W	Grizzlies	101	Miami	94			1/4/00	W	Miami	87	Grizzlies	91
2006-07	0-2	12/16/06	L	Miami	98	Grizzlies	90	1998-99	---	No games					
		12/2/06	L	Grizzlies	97	Miami	98	1997-98	0-2	3/18/98	L	Miami	94	Grizzlies	91
2005-06	0-2	1/24/06	L	Miami	94	Grizzlies	82			1/11/98	L	Grizzlies	90	Miami	96
		11/2/05	L	Grizzlies	78	Miami	97	1996-97	0-2	3/14/97	L	Miami	88	Grizzlies	82
2004-05	1-1	4/8/05	W	Grizzlies	97	Miami	81			11/20/96	L	Grizzlies	75	Miami	94
		12/10/04	L	Miami	92	Grizzlies	84	1995-96	1-1	1/13/96	W	Grizzlies	69	Miami	65
2003-04	1-1	12/19/03	W	Grizzlies	97	Miami	83			11/25/95	L	Miami	111	Grizzlies	91
		12/12/03	L	Miami	91	Grizzlies	88								

## 2010-11 Season Series Statistics

## MEMPHIS VS. MIAMI

PLAYER	G-GS	MIN	FG-FGA	PCT	3FG-FGA	PCT	FT-FTA	PCT	OFF	DEF	TOT	AST	PF-DQ	STL	TO	BLK	PTS	AVG	HI
Randolph	2-1	54	14-26	.538	0-1	.000	6-9	.667	10	12	22	2	4-0	0	4	2	34	17.0	21
Gay	1-1	35	5-13	.385	0-3	.000	5-6	.833	2	6	8	2	1-0	0	4	1	15	15.0	15
Gasol	2-2	68	11-20	.550	0-1	.000	4-6	.667	5	13	18	3	5-0	3	4	2	26	13.0	15
Mayo	2-0	47	9-20	.450	0-4	.000	3-3	1.000	1	2	3	2	5-0	0	4	1	21	10.5	19
Arthur	2-1	47	9-16	.563	0-0	---	2-2	1.000	1	9	10	1	6-0	1	3	1	20	10.0	14
Conley	2-2	71	7-23	.304	1-4	.250	3-4	.750	3	6	9	16	3-2	2	5	0	18	9.0	16
Young	2-1	37	5-13	.385	0-1	.000	6-8	.750	2	4	6	0	1-0	1	0	0	16	8.0	10
Allen	1-1	23	2-7	.286	0-1	.000	2-2	1.000	1	2	3	0	1-0	1	0	0	6	6.0	6
Henry	1-1	26	1-9	.111	0-2	.000	4-4	1.000	0	2	2	3	1-0	0	0	0	6	6.0	6
Vasquez	2-0	21	5-7	.714	1-1	1.000	1-2	.500	0	1	1	2	5-0	0	0	0	12	6.0	10
Powe	1-0	7	1-1	1.000	0-0	---	2-4	.500	0	2	2	1	1-0	0	0	0	4	4.0	4
Battier	1-0	21	1-4	.250	0-2	.000	0-0	---	1	0	1	0	2-0	1	0	0	2	2.0	2
Carney	1-0	8	1-4	.250	1-1	1.000	0-0	---	0	2	2	1	1-0	0	0	0	3	3.0	3
Haddadi	1-0	7	1-3	.333	0-1	.000	0-0	---	0	0	0	0	1-0	0	1	2	2.0	2	2
Smith	1-0	12	0-2	.000	0-0	---	0-0	---	0	0	0	2	1-0	0	0	0	0	0.0	0
Thabeet	1-0	6	0-0	---	0-0	---	0-0	.000	0	0	0	0	1-0	1	0	0	0	0.0	0
Williams	1-0	1	0-0	---	0-0	---	0-0	---	0	0	0	0	0-0	0	1	0	0	0.0	0
GRIZZLIES	2	480	71-164	.433	2-21	.095	38-52	.731	26	59	85	34	38-0	10	26	8	182	91.0	97

## MIAMI VS. MEMPHIS

PLAYER	G-GS	MIN	FG-FGA	PCT	3FG-FGA	PCT	FT-FTA	PCT	OFF	DEF	TOT	AST	PF-DQ	STL	TO	BLK	PTS	AVG	HI
James	2-2	74	21-39	.538	4-8	.500	10-12	.833	1	7	8	16	3-0	2	7	2	56	28.0	29
Wade	1-1	34	9-15	.600	1-2	.500	9-9	1.000	0	5	5	9	3-0	3	3	5	28	28.0	28
Bosh	2-2	71	15-25	.600	1-1	1.000	7-9	.778	3	17	20	2	7-0	3	4	0	38	19.0	20
Bibby	1-0	25	5-5	1.000	5-5	1.000	2-2	1.000	0	2	2	4	0-0	1	0	0	17	17.0	17
House	2-0	36	8-17	.471	6-11	.545	0-1	.000	1	0	1	4	2-0	1	0	0	22	11.0	20
Arroyo	1-1	21	3-5	.600	1-1	1.000	0-0	---	0	1	1	1	0-0	0	0	0	7	7.0	7
Ilgasuskas	1-1	31	3-8	.375	0-0	---	0-0	---	2	8	10	0	4-0	0	0	0	6	6.0	6
Chalmers	2-1	34	3-8	.375	2-3	.667	1-1	1.000	0	4	4	3	1-0	2	2	1	9	4.5	7
Haslem	1-0	16	2-4	.500	0-0	---	0-0	---	0	1	1	1	3-0	0	0	0	4	4.0	4
Howard	2-0	24	2-3	.667	0-0	---	4-4	1.000	1	2	3	1	7-0	1	2	0	8	4.0	6
Jones	2-0	25	2-9	.222	1-7	.143	1-1	1.000	1	2	3	0	3-0	1	0	0	6	3.0	3
Miller	1-0	19	1-3	.333	1-2	.500	0-0	---	1	2	3	4	3-0	1	1	0	3	3.0	3
Dampier	1-1	14	1-2	.500	0-0	---	0-0	---	0	2	2	1	1-0	0	0	1	2	2.0	2
Magloire	2-0	18	2-2	1.000	0-0	---	0-0	---	1	4	5	0	3-0	1	0	0	4	2.0	4
Stackhouse	1-1	19	1-3	.333	0-1	.000	0-1	.000	0	1	1	1	2-0	0	0	0	2	2.0	2
Anthony	1-0	18	0-0	---	0-0	---	1-2	.500	0	3	3	0	5-0	0	0	3	1	1.0	1
HEAT	2	480	78-148	.527	22-41	.537	35-42	.833	11	61	72	47	47-0	16	23	12	213	106.5	118



Bradley Center – 18,717 (1988)  
 1001 N. Fourth St.  
 Milwaukee, WI 53203  
 (414) 227-0500  
[www.bucks.com](http://www.bucks.com)

## SCHEDULE

Saturday, March 31, 2012 at Milwaukee

# 11-12

## DIRECTORY

**President:** Herb Kohl  
**General Manager:** John Hammond  
**Head Coach:** Scott Skiles  
**Assistant Coaches:** Jim Boylan  
 Joe Wolf  
 Sidney Moncrief  
 Bill Peterson  
 Anthony Goldwire  
**Head Athletic Trainer:** Marc Boff  
**Director of Media Relations:** Dan Smyczek

## GENERAL INFORMATION

**Radio – Newsradio 620 WTMJ AM:** Ted Davis (play-by-play)  
 Dennis Krause (analyst – home games)  
**Television – FS Wisconsin:** Jim Paschke (play-by-play)  
 Jon McGlocklin (analyst)  
**Team Colors:** Forest Green, Red, Silver

## BACKGROUND

Founded: 1968-69  
 NBA Seasons: 43  
 All-Time NBA Regular Season Record: 1,825-1,669 (.522)  
 2010-11 Record: 35-47 (3rd in Central Division)  
 2011 Playoffs: Did Not Qualify

## Grizzlies Players Career Stats vs. Milwaukee

PLAYER	G-GS	MIN	FG-FGA	PCT	3FG-FGA	PCT	FT-FTA	PCT	OFF	DEF	TOT	AST	PF-DQ	STL	TO	BLK	PTS	AVG	HI
Gay	10-8	367	65-140	.464	13-31	.419	36-43	.837	10	42	52	22	21-0	19	27	4	179	17.9	26
Randolph	18-15	573	125-262	.477	6-19	.316	55-73	.753	50	130	180	37	43-0	13	42	8	311	17.3	31
Mayo	5-4	198	30-74	.405	5-26	.192	15-19	.789	1	11	12	15	9-0	6	13	1	80	16.0	25
Gasol	6-6	219	30-53	.566	0-1	.000	35-44	.795	14	46	60	9	27-2	2	21	12	95	15.8	24
Conley	7-6	240	33-81	.407	9-20	.450	15-19	.789	2	26	28	44	15-0	15	14	3	90	12.9	23
Young	4-2	93	18-27	.667	1-2	.500	7-9	.778	4	11	15	2	4-0	1	1	0	44	11.0	19
Arthur	5-3	111	16-34	.471	0-0	---	2-2	1.000	8	17	25	4	11-0	6	5	5	34	6.8	14
Allen	17-4	301	39-81	.481	1-7	.143	30-42	.714	14	21	35	27	41-1	11	18	7	109	6.4	17
Vasquez	2-0	17	0-4	.000	0-0	---	0-0	---	1	3	4	4	3-0	0	2	0	0	0.0	0





## GRIZZLIES VS BUCKS SERIES RECORDS

Record	W-L	Current Streak	Last home win:	2/11/11 (89-86)
Overall	13-17	Memphis, two wins	Last home loss:	11/21/09 (98-103)
Home	7-8	Memphis, one win	Last road win:	1/22/11 (94-81)
Road	6-9	Memphis, one win	Last road loss:	3/28/10 (103-108, ot)
			Largest margin of victory:	20, 2/6/05 (105-85)
			Largest margin of defeat:	19, 11/26/97 (82-101)

## All-Time Series

Season	W-L	Date	Results	Home	Visitor	Season	W-L	Date	Results	Home	Visitor
2010-11	2-0	2/11/11	W	Grizzlies 89	Milwaukee 86	2002-03	2-0	2/16/03	W	Milwaukee 95	Grizzlies 101
		1/22/11	W	Milwaukee 81	Grizzlies 94			12/20/02	W	Grizzlies 95	Milwaukee 84
2009-10	0-2	3/28/10 (ot)	L	Milwaukee 108	Grizzlies 103	2001-02	0-2	27/02	L	Milwaukee 107	Grizzlies 103
		11/21/09	L	Grizzlies 98	Milwaukee 103			12/18/01	L	Grizzlies 105	Milwaukee 114
2008-09	1-1	4/4/09	W	Milwaukee 102	Grizzlies 107	2000-01	1-1	2/23/01	L	Milwaukee 93	Grizzlies 81
		11/14/08 (ot)	L	Grizzlies 96	Milwaukee 101			1/7/01	W	Grizzlies 120	Milwaukee 117
2007-08	0-2	2/5/08	L	Grizzlies 97	Milwaukee 102	1999-00	1-1	2/19/00	W	Milwaukee 100	Grizzlies 111
		11/14/07	L	Milwaukee 102	Grizzlies 99			1/31/00	L	Grizzlies 87	Milwaukee 92
2006-07	0-2	12/27/06	L	Grizzlies 96	Milwaukee 112	1998-99	---	No games			
		12/8/06	L	Milwaukee 100	Grizzlies 94	1997-98	1-1	11/26/97	L	Milwaukee 101	Grizzlies 82
2005-06	1-1	4/7/06	W	Grizzlies 100	Milwaukee 90			11/15/97	W	Grizzlies 109	Milwaukee 94
		2/4/06	L	Milwaukee 88	Grizzlies 78	1996-97	0-2	4/1/97	L	Grizzlies 91	Milwaukee 102
2004-05	2-0	4/1/05	W	Milwaukee 82	Grizzlies 93			11/6/96	L	Milwaukee 105	Grizzlies 89
		1/15/05	W	Grizzlies 101	Milwaukee 82	1995-96	1-1	1/22/96	W	Milwaukee 92	Grizzlies 100
2003-04	1-1	2/27/04	L	Milwaukee 106	Grizzlies 104			12/3/95	L	Grizzlies 95	Milwaukee 109
		2/6/04	W	Grizzlies 105	Milwaukee 85						

## 2010-11 Season Series Statistics

## MEMPHIS VS. MILWAUKEE

PLAYER	G-GS	MIN	FG-FGA	PCT	3FG-FGA	PCT	FT-FTA	PCT	OFF	DEF	TOT	AST	PF-DQ	STL	TO	BLK	PTS	AVG	HI
Gasol	2-2	69	10-19	.526	0-1	.000	13-15	.867	3	21	24	4	8-0	0	6	5	33	16.5	24
Randolph	1-1	33	7-10	.700	0-0	---	2-4	.500	3	8	11	2	2-0	1	4	0	16	16.0	16
Conley	2-2	76	11-30	.367	4-8	.500	5-8	.625	1	9	10	10	4-0	4	4	2	31	15.5	23
Young	2-2	67	11-16	.688	0-1	.000	5-6	.833	2	8	10	0	3-0	0	0	0	27	13.5	19
Arthur	2-1	59	12-25	.480	0-0	---	2-2	1.000	6	6	12	2	4-0	3	2	3	26	13.0	14
Gay	2-2	80	8-21	.381	0-1	.000	9-10	.900	3	14	17	6	6-0	3	7	0	25	12.5	14
Mayo	1-0	25	5-7	.714	1-3	.333	0-0	---	0	0	0	0	0-0	1	3	0	11	11.0	11
Allen	2-0	31	4-9	.444	0-0	---	4-8	.500	0	1	1	4	2-0	3	2	2	12	6.0	10
Battier	2-2	61	5-14	.357	1-6	.167	0-0	---	3	9	12	3	0-0	1	2	1	11	5.5	7
Williams	1-0	4	0-0	---	0-0	---	0-0	---	0	0	0	0	0-0	0	1	0	0	0.0	0
Carney	1-0	7	1-4	.250	1-1	1.000	0-0	---	1	0	1	0	1-0	0	0	0	3	3.0	3
Carroll	1-0	3	1-1	1.000	0-0	---	0-0	---	0	0	0	0	0-0	0	0	0	2	2.0	2
Haddadi	1-0	8	0-3	.000	0-0	---	0-0	---	2	2	4	0	2-0	0	1	2	0	0.0	0
Thabeet	2-0	8	0-1	.000	0-0	---	0-0	---	1	0	1	0	1-0	0	1	0	0	0.0	0
Vasquez	2-0	17	0-4	.000	0-0	---	0-0	---	1	3	4	4	3-0	0	2	0	0	0.0	0
GRIZZLIES	2	480	69-146	.473	5-14	.357	40-53	.755	22	72	94	32	35-0	15	34	14	183	91.5	94

## MILWAUKEE VS. MEMPHIS

PLAYER	G-GS	MIN	FG-FGA	PCT	3FG-FGA	PCT	FT-FTA	PCT	OFF	DEF	TOT	AST	PF-DQ	STL	TO	BLK	PTS	AVG	HI
Boykins	1-0	36	8-22	.364	3-6	.500	4-4	1.000	1	2	3	3	1-0	4	2	1	23	23.0	23
Salmons	1-1	34	5-11	.455	1-1	1.000	7-9	.778	1	4	5	6	4-0	2	2	2	18	18.0	18
Maggette	2-2	67	11-23	.478	4-6	.667	8-11	.727	2	8	10	5	7-0	2	6	0	34	17.0	22
Jennings	1-1	36	6-17	.353	3-7	.429	1-1	1.000	0	2	2	3	2-0	2	4	1	16	16.0	16
Sanders	1-0	27	6-11	.545	0-0	---	0-0	---	4	2	6	0	3-0	0	0	3	12	12.0	12
Bogut	2-2	72	9-23	.391	0-0	---	1-2	.500	9	14	23	4	8-0	3	4	5	19	9.5	14
Dooling	2-1	48	4-19	.211	2-10	.200	5-5	1.000	0	2	2	7	3-0	1	2	0	15	7.5	8
Deflino	2-0	55	4-21	.190	3-13	.231	0-2	.000	0	5	5	3	2-0	1	2	1	11	5.5	6
Mbah a Moute	2-0	28	5-7	.714	0-0	---	1-2	.500	5	5	10	0	6-0	1	1	0	11	5.5	9
Ilyasova	2-2	49	4-9	.444	0-3	.000	0-0	---	3	5	8	0	5-0	1	3	1	8	4.0	6
Brockman	2-0	14	0-1	.000	0-0	---	0-0	---	2	3	5	1	5-0	0	1	0	0	0.0	0
Douglas-Roberts	1-1	15	0-3	.000	0-0	---	0-0	---	0	1	1	1	0-0	1	0	0	0	0.0	0
BUCKS	2	480	62-167	.371	16-46	.348	27-36	.750	27	53	80	33	46-0	18	27	14	167	83.5	86

INTRO

PLAYERS

OWNERSHIP

FRONT OFFICE

MEDIA

COMMUNITY INVESTMENT

HISTORY

PLAYOFFS

REVIEW

OPPONENTS

NBA



Target Center – 19,356 (1990)  
 600 First Ave. North  
 Minneapolis, MN 55403  
 (612) 673-1600  
[www.timberwolves.com](http://www.timberwolves.com)

## SCHEDULE

Wednesday, January 4, 2012 at Minnesota  
 Wednesday, February 8, 2012 at Memphis  
 Tuesday, March 27, 2012 at Memphis  
 Tuesday, April 17, 2012 at Minnesota

## DIRECTORY

**Owner:** Glen Taylor  
**Chief Executive Officer:** Rob Moor  
**President:** Chris Wright  
**President of Basketball Operations:** David Kahn  
**Head Coach:** Rick Adelman  
**Assistant Coaches:** Terry Porter  
 Jack Sikma  
 T.R. Dunn  
 Bill Bayno  
**Head Athletic Trainer:** Gregg Farnam  
**Public Relations Staff:** Mike Cristaldi  
 Aaron Seehusen  
 Dan Bell

## GENERAL INFORMATION

**Radio – WCCO AM 830:** Alan Horton (play-by-play)  
**Cable Television – Fox Sports North:** Tom Hanneman (play-by-play)  
 Jim Petersen (analyst)  
**Team Colors:** Blue, Green, Silver, Black

## BACKGROUND

**Founded:** 1988-89  
**NBA Seasons:** 22  
**All-Time NBA Regular Season Record:** 705-1,067 (.398)  
**2010-11 Record:** 17-65 (5th in Northwest Division)  
**2011 Playoffs:** Did Not Qualify

## Grizzlies Players Career Stats vs. Minnesota

PLAYER	G-GS	MIN	FG-FGA	PCT	3FG-FGA	PCT	FT-FTA	PCT	OFF	DEF	TOT	AST	PF-DQ	STL	TO	BLK	PTS	AVG	HI
Gay	15-15	547	114-242	.471	21-56	.375	43-56	.768	19	65	84	43	31-0	24	37	12	292	19.5	27
Mayo	10-8	336	73-151	.483	22-53	.415	23-31	.742	5	32	37	44	19-0	19	18	1	191	19.1	29
Randolph	29-23	892	187-408	.458	2-10	.200	80-110	.727	88	166	254	41	58-0	8	55	9	456	15.7	26
Conley	14-12	432	61-146	.418	20-49	.408	32-39	.821	5	36	41	77	22-0	22	26	3	174	12.4	25
Gasol	11-11	377	54-90	.600	1-1	1.000	25-30	.833	23	64	87	28	42-2	18	25	17	134	12.2	17
Young	8-3	189	39-78	.500	2-9	.222	8-10	.800	6	22	28	12	11-0	10	8	3	88	11.0	18
Allen	12-3	238	39-83	.470	1-8	.125	27-37	.730	10	21	31	10	25-0	16	11	6	106	8.8	16
Arthur	7-4	156	21-45	.467	0-1	.000	6-8	.750	13	18	31	3	25-1	4	7	5	48	6.9	18
Vasquez	3-0	23	2-9	.222	0-3	.000	0-0	---	1	1	2	1	2-0	0	3	0	4	1.3	4
Henry	1-0	1	0-0	---	0-0	---	0-0	---	0	0	0	0	0-0	0	0	0	0	0.0	0



## GRIZZLIES VS TIMBERWOLVES SERIES RECORDS

Record	W-L	Current Streak
Overall	22-40	Grizzlies, four wins
Home	13-18	Grizzlies, four wins
Road	9-22	Grizzlies, two wins

Last home win:	4/2/11 (106-89)
Last home loss:	1/6/09 (87-94)
Last road win:	2/23/11 (104-95)
Last road loss:	2/6/10 (102-109)
Largest margin of victory:	29, 12/1/07 (109-80)
Largest margin of defeat:	31, 11/27/99 (82-113)

## All-Time Series

Season	W-L	Date	Results	Home	Visitor	Season	W-L	Date	Results	Home	Visitor
2010-11	4-0	4/2/11	W	Grizzlies 106	Minnesota 89	2002-03	0-4	4/16/03	L	Grizzlies 87	Minnesota 95
		2/23/11	W	Minnesota 95	Grizzlies 104			3/18/03	L	Minnesota 96	Grizzlies 80
		2/21/11	W	Minnesota 84	Grizzlies 102			11/19/02 (ot)	L	Minnesota 110	Grizzlies 106
		10/30/10	W	Grizzlies 109	Minnesota 89			11/15/02	L	Grizzlies 95	Minnesota 99
2009-10	3-1	2/6/10	L	Minnesota 109	Grizzlies 102	2001-02	0-4	4/3/02	L	Minnesota 92	Grizzlies 81
		1/15/10	W	Grizzlies 135	Minnesota 110			3/21/02	L	Grizzlies 93	Minnesota 95
		12/2/09	W	Minnesota 95	Grizzlies 97			12/6/01	L	Grizzlies 80	Minnesota 105
		11/14/09	W	Grizzlies 97	Minnesota 87			11/2/01	L	Minnesota 111	Grizzlies 102
2008-09	0-3	3/11/09	L	Minnesota 104	Grizzlies 79	2000-01	1-3	4/10/01	L	Grizzlies 91	Minnesota 104
		1/6/09	L	Grizzlies 87	Minnesota 94			2/18/01	W	Minnesota 102	Grizzlies 110
		12/29/08 (ot)	L	Minnesota 108	Grizzlies 98			1/21/01	L	Grizzlies 94	Minnesota 96
2007-08	2-2	4/12/08	L	Grizzlies 105	Minnesota 114			11/22/00	L	Minnesota 101	Grizzlies 100
		4/6/08	W	Minnesota 101	Grizzlies 113	1999-00	0-4	4/14/00	L	Grizzlies 94	Minnesota 104
		3/19/08	L	Minnesota 98	Grizzlies 94			2/18/00	L	Minnesota 103	Grizzlies 91
		12/1/07	W	Grizzlies 109	Minnesota 80			11/27/99	L	Minnesota 113	Grizzlies 82
2006-07	2-1	4/18/07	W	Minnesota 94	Grizzlies 116			11/21/99	L	Grizzlies 81	Minnesota 105
		2/9/07 (ot)	W	Grizzlies 105	Minnesota 97	1998-99	1-3	4/16/99	L	Minnesota 89	Grizzlies 75
		1/12/07	L	Grizzlies 110	Minnesota 116			3/18/99	W	Grizzlies 86	Minnesota 81
2005-06	3-1	4/19/06 (2ot)	W	Minnesota 92	Grizzlies 102			3/4/99	L	Grizzlies 93	Minnesota 102
		4/11/06	W	Grizzlies 92	Minnesota 76			2/19/99	L	Grizzlies 115	Grizzlies 96
		2/26/06	L	Minnesota 105	Grizzlies 99	1997-98	0-4	3/21/98	L	Minnesota 102	Grizzlies 88
		1/25/06	W	Grizzlies 107	Minnesota 87			1/29/98	L	Grizzlies 106	Minnesota 112
2004-05	3-1	3/18/05	W	Grizzlies 88	Minnesota 83			11/29/97	L	Minnesota 106	Grizzlies 87
		2/8/05	W	Grizzlies 108	Minnesota 96			11/7/97	L	Grizzlies 97	Minnesota 108
		1/1/05	W	Minnesota 95	Grizzlies 104	1996-97	0-4	3/19/97	L	Minnesota 95	Grizzlies 72
		11/26/04	L	Minnesota 115	Grizzlies 90			2/19/97	L	Grizzlies 73	Minnesota 84
2003-04	1-3	4/14/04	L	Grizzlies 90	Minnesota 107			2/6/97	L	Minnesota 103	Grizzlies 86
		4/4/04	L	Minnesota 90	Grizzlies 82			1/23/97	L	Grizzlies 76	Minnesota 95
		2/8/04	W	Minnesota 98	Grizzlies 99	1995-96	2-2	4/3/96	W	Grizzlies 105	Minnesota 103
		11/28/04	L	Grizzlies 98	Minnesota 102			3/17/96	L	Minnesota 90	Grizzlies 85
								11/28/95	L	Minnesota 121	Grizzlies 98
								11/5/95 (ot)	W	Grizzlies 100	Minnesota 98

## 2010-11 Season Series Statistics

## MEMPHIS VS. MINNESOTA

PLAYER	G-GS	MIN	FG-FGA	PCT	3FG-FGA	PCT	FT-FTA	PCT	OFF	DEF	TOT	AST	PF-DQ	STL	TO	BLK	PTS	AVG	HI
Gay	2-2	82	19-36	.528	3-6	.500	6-7	.857	3	10	13	12	5-0	6	6	1	47	23.5	25
Randolph	3-3	102	30-50	.600	1-3	.333	8-11	.727	9	22	31	9	7-0	1	6	1	69	23.0	24
Mayo	3-1	87	23-45	.511	9-20	.450	3-4	.750	1	12	13	14	4-0	9	7	1	58	19.3	29
Conley	4-4	145	15-53	.283	8-19	.421	12-16	.750	4	16	20	38	7-0	14	12	1	50	12.5	22
Allen	4-2	105	19-38	.500	0-3	.000	6-6	1.000	8	4	12	4	10-0	10	5	3	44	11.0	16
Battier	1-0	17	3-5	.600	1-1	1.000	0-0	---	0	3	3	0	1-0	0	1	0	7	7.0	7
Gasol	4-4	126	17-30	.567	1-1	1.000	8-11	.727	7	23	30	9	12-0	8	9	4	43	10.8	13
Young	4-3	115	19-39	.487	1-2	.500	4-5	.800	4	15	19	7	5-0	7	4	2	43	10.8	18
Powe	1-0	12	5-8	.625	0-0	---	1-2	.500	2	1	3	1	2-0	0	2	0	11	11.0	11
Arthur	4-1	81	13-28	.464	0-1	.000	6-6	1.000	6	14	20	2	13-0	2	5	1	32	8.0	18
Smith	1-0	7	0-2	.000	0-0	---	0-0	---	0	1	1	4	2-0	2	1	0	0	0.0	0
Carroll	1-0	2	1-1	1.000	0-0	---	0-0	---	0	1	1	0	0-0	0	0	0	2	2.0	2
Haddadi	2-0	8	2-4	.500	0-0	---	0-1	.000	1	1	2	0	1-0	0	0	0	4	2.0	4
Thabeet	3-0	28	1-4	.250	0-0	---	3-3	1.000	1	5	6	0	9-0	0	2	1	5	1.7	3
Vasquez	3-0	23	2-9	.222	0-3	.000	0-0	---	1	1	2	1	2-0	0	3	0	4	1.3	4
Williams	1-0	11	1-2	.500	0-1	.000	0-0	---	0	3	3	2	0-0	0	0	0	2	2.0	2
Carney	1-0	7	0-2	.000	0-1	.000	0-0	---	0	0	0	0	0-0	0	0	0	0	0.0	0
Henry	1-0	1	0-0	---	0-0	---	0-0	---	0	0	0	0	0-0	0	0	0	0	0.0	0
Law	1-0	7	0-1	.000	0-1	.000	0-0	---	0	1	1	1	1-0	0	0	0	0	0.0	0
GRIZZLIES	4	960	170-355	.479	24-61	.393	57-72	.792	47	133	180	104	81-0	59	67	19	421	105.3	109

## MINNESOTA VS. MEMPHIS

PLAYER	G-GS	MIN	FG-FGA	PCT	3FG-FGA	PCT	FT-FTA	PCT	OFF	DEF	TOT	AST	PF-DQ	STL	TO	BLK	PTS	AVG	HI
Beasley	4-4	116	23-53	.434	2-6	.333	11-17	.647	4	15	19	8	15-0	1	14	6	59	14.8	20
Love	3-3	91	14-34	.412	0-6	.000	11-15	.733	10	24	34	6	4-0	2	7	3	39	13.0	15
Ridnour	3-3	90	15-33	.455	4-8	.500	5-7	.714	1	11	12	11	8-0	5	7	1	39	13.0	17
Ellington	4-2	93	18-38	.474	10-15	.667	5-6	.833	2	5	7	5	7-0	3	3	0	51	12.8	16
Webster	2-0	48	8-16	.500	2-6	.333	2-2	1.000	0	7	7	3	4-0	2	3	0	20	10.0	12
Telfair	3-0	59	7-23	.304	2-6	.333	7-8	.875	4	5	9	11	3-0	4	7	0	23	7.7	12
Pekovic	4-1	75	13-23	.565	0-0	---	3-4	.750	11	9	20	2	16-0	3	10	3	29	7.3	14
Flynn	2-1	43	5-11	.455	1-5	.200	2-2	1.000	2	5	7	6	1-0	3	5	0	13	6.5	11
Tolliver	4-0	95	10-22	.455	1-8	.125	5-7	.714	7	13	20	6	8-0	0	1	1	26	6.5	12
Millicic	3-3	70	7-22	.318	0-0	---	3-5	.600	4	8	12	4	7-0	2	13	5	17	5.7	8
Brewer	2-1	39	5-13	.385	0-2	.000	0-0	---	0	4	4	4	3-0	2	5	0	10	5.0	6
Hayward	3-0	34	4-11	.364	0-2	.000	4-6	.667	4	8	12	2	1-0	1	2	1	12	4.0	8
Johnson	4-2	89	7-35	.200	0-11	.000	2-4	.500	2	10	12	8	6-0	5	3	3	16	4.0	6
Koufos	2-0	9	1-2	.500	0-0	---	0-0	---	1	1	2	0	1-0	0	1	1	2	1.0	2
Randolph	1-0	9	0-2	.000	0-0	---	1-2	.500	2	1	3	0	1-0	0	4	0	1	1.0	1
TIMBERWOLVES	4	960	137-338	.405	22-75	.293	61-85	.718	54	126	180	76	85-0	33	86	24	357	89.3	95

INFO

PLAYERS

OWNERSHIP

FRONT OFFICE

MEDIA

COMMUNITY INVESTMENT

HISTORY

PLAYOFFS

REVIEW

OPPONENTS

NBA



Prudential Center – 18,711 (2007)  
 390 Murray Hill Parkway  
 East Rutherford, NJ 07073  
 (201) 935-8888  
[www.njnets.com](http://www.njnets.com)

## SCHEDULE

# 11-12

Wednesday, February 15, 2012 at New Jersey

## DIRECTORY

**Principal Owner:** Mikhail Prokhorov  
**Chairman of the Board of Directors:** Christophe Charlier  
**CEO, NETS Basketball:**  
**President & CEO,**  
**Brooklyn Sports & Entertainment:** Brett D. Yormark  
**General Manager:** Billy King  
**Head Coach:** Avery Johnson  
**Assistant Coaches:** P.J. Carlesimo  
 Mario Elie  
 Popeye Jones  
 Tom Barrise  
**Assistant Coach/**  
**Player Development:** Doug Overton  
**Head Athletic Trainer:** Tim Walsh  
**Public Relations Staff:** Gary Sussman  
 Aaron Harris  
 Patrick Rees  
 Barry Baum

## GENERAL INFORMATION

**Radio – WFAN (660 AM):** Chris Carrino (play-by-play)  
 Tim Capstraw (analyst)  
**Television – YES Network:** Ian Eagle (play-by-play)  
 Mike Fratello (analyst)  
 Ryan Ruocco  
 Jim Spanarke  
**Team Colors:** Red, Blue, Silver

## BACKGROUND

Founded (ABA/NBA): 1967-68/1976-77 (New Jersey Americans)  
 NBA Seasons: 35  
 All-Time NBA Regular Season Record: 1,186-1,652 (.418)  
 2010-11 Record: 24-58 (4th in Atlantic Division)  
 2011 Playoffs: Did Not Qualify

## Grizzlies Players Career Stats vs. New Jersey

PLAYER	G-GS	MIN	FG-FGA	PCT	3FG-FGA	PCT	FT-FTA	PCT	OFF	DEF	TOT	AST	PF-DQ	STL	TO	BLK	PTS	AVG	HI
Randolph	18-15	594	114-257	.444	0-14	.000	81-100	.810	46	121	167	42	49-0	22	31	4	309	17.2	26
Mayo	6-4	204	33-75	.440	11-29	.379	21-25	.840	4	15	19	20	9-0	10	7	1	98	16.3	26
Gay	10-9	373	62-151	.411	4-21	.190	35-43	.814	17	51	68	23	25-1	14	18	11	163	16.3	29
Gasol	6-6	217	32-63	.508	0-0	---	27-36	.750	15	36	51	16	22-0	7	8	7	91	15.2	19
Henry	1-1	19	5-6	.833	0-0	---	1-2	.500	0	2	2	1	1-0	1	1	0	11	11.0	11
Conley	7-6	209	30-69	.435	7-17	.412	6-11	.545	4	15	19	28	18-0	8	13	0	73	10.4	21
Young	3-1	63	7-21	.333	0-2	.000	6-6	1.000	4	4	8	1	2-0	4	5	3	20	6.7	10
Allen	20-5	398	43-100	.430	2-8	.250	36-59	.610	12	47	59	28	43-0	21	25	6	124	6.2	18
Arthurs	6-2	85	13-25	.520	0-0	---	3-4	.750	9	5	14	1	6-0	1	2	1	29	4.8	10
Vasquez	2-0	24	1-5	.200	1-2	.500	0-0	---	0	2	2	3	5-0	1	2	0	3	1.5	3





## GRIZZLIES VS NETS SERIES RECORDS

Record	W-L	Current Streak
Overall	13-17	New Jersey, two wins
Home	8-7	New Jersey, one win
Road	5-10	New Jersey, one win

Last home win:	3/8/10 (107-101)
Last home loss:	12/21/10 (94-101)
Last road win:	2/21/10 (104-94)
Last road loss:	1/26/11 (88-93)
Largest margin of victory:	47, 12/13/03 (110-63)
Largest margin of defeat:	18, 1/2/02 (74-92)

## All-Time Series

Season	W-L	Date	Results	Home	Visitor	Season	W-L	Date	Results	Home	Visitor
2010-11	0-2	1/26/11	L	New Jersey	93 Grizzlies 88	2002-03	1-1	3/22/03	L	New Jersey	107 Grizzlies 99
		12/21/10	L	Grizzlies	94 New Jersey 101			2/12/03	W	Grizzlies	97 New Jersey 90
2009-10	2-0	3/8/10	W	Grizzlies	107 New Jersey 101	2001-02	0-2	3/17/02	L	Grizzlies	76 New Jersey 87
		2/21/10	W	New Jersey	94 Grizzlies 104			1/2/02	L	New Jersey	92 Grizzlies 74
2008-09	0-2	1/24/09	L	Grizzlies	88 New Jersey 99	2000-01	1-1	3/20/01	L	New Jersey	104 Grizzlies 90
		1/7/09	L	New Jersey	100 Grizzlies 89			1/29/01	W	Grizzlies	97 New Jersey 86
2007-08	2-0	3/5/08	W	Grizzlies	100 New Jersey 93	1999-00	2-0	1/27/00	W	Grizzlies	108 New Jersey 106
		11/27/07	W	New Jersey	103 Grizzlies 110			1/7/00	W	New Jersey	91 Grizzlies 101
2006-07	0-2	3/12/07	L	Grizzlies	102 New Jersey 113	1998-99	---	No games			
		11/11/06	L	New Jersey	105 Grizzlies 92	1997-98	0-2	2/24/98	L	New Jersey	110 Grizzlies 101
2005-06	1-1	3/29/06	L	New Jersey	86 Grizzlies 74			1/31/98	L	Grizzlies	106 New Jersey 116
		1/13/06	W	Grizzlies	81 New Jersey 69	1996-97	0-2	3/6/97	L	Grizzlies	96 New Jersey 102
2004-05	2-0	3/24/05	W	New Jersey	96 Grizzlies 105			2/4/97	L	New Jersey	111 Grizzlies 105
		12/17/04	W	Grizzlies	89 New Jersey 84	1995-96	0-2	3/19/96	L	New Jersey	82 Grizzlies 77
2003-04	2-0	12/13/03	W	Grizzlies	110 New Jersey 63			2/2/96	L	Grizzlies	84 New Jersey 93
		12/3/03	W	New Jersey	93 Grizzlies 96						

## 2010-11 Season Series Statistics

## MEMPHIS VS. NEW JERSEY

PLAYER	G-GS	MIN	FG-FGA	PCT	3FG-FGA	PCT	FT-FTA	PCT	OFF	DEF	TOT	AST	PF-DQ	STL	TO	BLK	PTS	AVG	HI
Gay	2-2	86	14-34	.412	2-6	.333	3-4	.750	2	13	15	4	2-0	5	6	5	33	16.5	22
Gasol	2-2	64	9-21	.429	0-0	---	13-17	.765	3	7	10	5	7-0	2	3	31	15.5	19	
Randolph	2-2	71	12-35	.343	0-2	.000	7-9	.778	11	19	30	6	4-0	0	2	0	31	15.5	20
Conley	2-2	72	12-25	.480	2-6	.333	3-5	.600	1	5	6	13	7-0	1	2	0	29	14.5	16
Henry	1-1	19	5-6	.833	0-0	---	1-2	.500	0	2	2	1	1-0	1	1	0	11	11.0	11
Mayo	2-0	44	6-19	.316	1-8	.125	4-5	.800	0	2	2	2	2-0	3	0	1	17	8.5	17
Arthur	2-0	33	5-11	.455	0-0	---	2-2	1.000	5	0	5	0	2-0	0	0	0	12	6.0	8
Young	1-1	21	2-4	.500	0-1	.000	2-2	1.000	0	0	0	0	0-0	0	0	2	6	6.0	6
Allen	2-0	25	3-6	.500	0-0	---	1-4	.250	0	4	4	1	2-0	4	1	1	7	3.5	4
Williams	1-0	6	1-2	.500	0-1	.000	0-0	---	0	0	0	0	0-0	1	0	0	2	2.0	2
Vasquez	2-0	24	1-5	.200	1-2	.500	0-0	---	0	2	2	3	5-0	1	2	0	3	1.5	3
Thabeet	2-0	21	1-2	.500	0-0	---	0-0	---	2	2	4	0	4-0	1	2	0	2	1.0	2
Haddadi	2-0	1	0-0	---	0-0	---	0-0	---	0	0	0	0	1-0	0	0	0	0	0.0	0
GRIZZLIES	2	480	70-168	.417	6-25	.240	36-50	.720	24	56	80	35	37-0	18	18	12	182	91.0	94

## NEW JERSEY VS. MEMPHIS

PLAYER	G-GS	MIN	FG-FGA	PCT	3FG-FGA	PCT	FT-FTA	PCT	OFF	DEF	TOT	AST	PF-DQ	STL	TO	BLK	PTS	AVG	HI
D. Williams	3-3	107	20-44	.455	5-18	.278	20-23	.870	1	8	9	19	9-0	3	11	1	65	21.7	27
Lopez	2-2	73	14-30	.467	0-0	---	15-17	.882	3	7	10	3	6-0	1	1	2	43	21.5	26
Morrow	1-0	27	8-12	.667	3-4	.750	0-0	---	2	2	4	1	2-0	1	1	0	19	19.0	19
Humphries	2-1	56	12-20	.600	0-0	---	2-2	1.000	8	14	22	2	5-0	0	1	2	26	13.0	14
Harris	2-2	58	8-23	.348	1-3	.333	8-9	.889	1	5	6	14	4-0	3	7	0	25	12.5	13
Vujacic	2-0	61	11-18	.611	5-8	.625	3-4	.750	0	9	9	3	4-0	1	4	0	30	15.0	16
Outlaw	2-2	58	7-17	.412	2-8	.250	0-1	.000	0	11	11	3	4-0	1	2	2	16	8.0	11
Gaines	1-0	17	3-10	.300	0-4	.000	0-0	---	1	2	3	1	1-0	1	1	0	6	6.0	6
Petro	1-0	13	3-5	.600	0-0	---	0-0	---	0	1	1	0	2-0	1	1	0	6	6.0	6
Farmer	2-0	38	4-12	.333	2-6	.333	0-0	---	0	2	2	13	2-0	0	3	0	10	5.0	7
Graham	2-2	47	4-8	.500	0-0	---	1-2	.500	1	5	6	0	6-0	0	3	0	9	4.5	9
Favors	2-1	34	4-8	.500	0-0	---	0-0	---	4	8	12	2	4-0	2	2	2	8	4.0	6
Murphy	1-0	16	1-5	.200	0-1	.000	0-2	.000	0	5	5	0	3-0	0	0	0	2	2.0	2
Gadzuric	2-1	14	1-3	.333	0-0	---	0-0	.000	3	0	3	1	3-0	0	4	0	2	1.0	2
NETS	2	480	76-158	.481	13-30	.433	29-37	.784	19	69	88	41	42-0	10	26	8	194	97.0	101



New Orleans Arena – 17,188 (1999)  
 1250 Poydras, 19th Floor  
 New Orleans, LA 70113  
 (504) 593-4700  
[www.hornets.com](http://www.hornets.com)

## SCHEDULE

Saturday, January 14, 2012 at Memphis  
 Wednesday, January 18, 2012 at New Orleans  
 Sunday, April 15, 2012 at New Orleans  
 Wednesday, April 18, 2012 at Memphis

## DIRECTORY

**Governor and Chairman:** Jac Sperling  
**President:** Hugh Weber  
**General Manager:** Dell Demps  
**Head Coach:** Monty Williams  
**Assistant Coaches:** Randy Ayers  
 James Borrego  
 Dave Hanners  
 Bryan Gates  
 Fred Vinson  
**Head Athletic Trainer:** Jon Ishop  
**Communications Staff:** Harold Kaufman  
 Dennis Rogers  
 Lindsey Mitchell  
 Calder Hynes

## GENERAL INFORMATION

**Radio – 106.1 FM:** Sean Kelley (play-by-play)  
 Gerry Vaillancourt (analyst)  
**Television – Cox Sports Television:** Bob Licht (play-by-play)  
 Gil McGregor (analyst)  
 Victor Howell (sideline)  
**Team Colors:** Creole Blue  
 Purple  
 Mardi Gras Gold

## BACKGROUND

Founded: 1988-89 (Charlotte)  
 NBA Seasons: 23  
 All-Time NBA Regular Season Record: 913-941 (.492)  
 2010-11 Record: 46-36 (T-3rd in Southwest Division)  
 2011 Playoffs: Eliminated by the Los Angeles Lakers (4-2)  
 in the first round of the Western Conference Playoffs

## Grizzlies Players Career Stats vs. New Orleans

PLAYER	G-GS	MIN	FG-FGA	PCT	3FG-FGA	PCT	FT-FTA	PCT	OFF	DEF	TOT	AST	PF-DQ	STL	TO	BLK	PTS	AVG	HI
Gay	16-15	570	109-225	.484	23-47	.489	50-65	.769	20	52	72	28	35-0	22	30	15	291	18.2	31
Randolph	23-18	735	156-323	.483	4-13	.308	74-96	.771	63	129	192	43	51-0	21	42	4	390	17.0	31
Mayo	12-8	409	73-153	.477	19-54	.352	27-35	.771	11	42	53	43	28-0	9	32	3	192	16.0	27
Gasol	11-10	369	55-99	.556	1-2	.500	39-51	.765	32	65	97	19	30-0	12	22	20	150	13.6	25
Conley	13-11	402	62-135	.459	11-37	.297	27-38	.711	8	33	41	56	44-1	18	25	1	162	12.5	26
Young	8-4	165	25-50	.500	0-6	.000	14-19	.737	8	23	31	9	5-0	2	11	2	64	8.0	19
Allen	10-5	235	30-64	.469	0-3	.000	15-22	.682	12	15	27	12	22-0	15	13	6	75	7.5	17
Vasquez	3-0	49	7-11	.636	3-3	1.000	3-5	.600	0	2	2	9	5-0	1	5	0	20	6.7	13
Arthur	9-2	160	22-53	.415	0-3	.000	7-10	.700	7	23	30	5	25-0	5	7	5	51	5.7	12



## GRIZZLIES VS HORNETS SERIES RECORDS

Record	W-L	Current Streak	Last home win:	4/10/11 (111-89)
Overall	14-30	Grizzlies, two wins	Last home loss:	3/4/11 (91-98)
Home	9-13	Grizzlies, one win	Last road win:	4/1/11 (93-81)
Road	5-17	Grizzlies, one win	Last road loss:	1/19/11 (102-103, ot)
			Largest margin of victory:	22, 4/10/11 (111-89)
			Largest margin of defeat:	33, 3/31/96 (88-121)

## All-Time Series

Season	W-L	Date	Results	Home	Visitor	Season	W-L	Date	Results	Home	Visitor				
2010-11	2-2	4/10/11	W	Grizzlies	111	New Orleans	89	2004-05	3-1	3/26/05	L	Grizzlies	85	New Orleans	96
		4/1/11	W	New Orleans	81	Grizzlies	93			3/16/05	W	New Orleans	82	Grizzlies	88
		3/4/11	L	Grizzlies	91	New Orleans	98			1/31/05	W	New Orleans	91	Grizzlies	98
		1/19/11 (ot)	L	New Orleans	103	Grizzlies	102			1/7/05	W	Grizzlies	84	New Orleans	76
2009-10	2-2	4/2/10	W	Grizzlies	107	New Orleans	96	2003-04	1-1	2/28/04	W	Grizzlies	97	New Orleans	92
		3/3/10	W	New Orleans	100	Grizzlies	104			12/20/03	L	New Orleans	94	Grizzlies	89
		1/30/10 (ot)	L	Grizzlies	102	New Orleans	109			2/21/03 (ot)	L	New Orleans	125	Grizzlies	123
2008-09	1-3	1/20/10	L	New Orleans	113	Grizzlies	111	2002-03	1-1	1/6/03	W	Grizzlies	106	New Orleans	102
		3/20/09	L	New Orleans	96	Grizzlies	84			2/17/02	W	Charlotte	78	Grizzlies	92
		2/9/09	W	Grizzlies	85	New Orleans	80			2/3/02	L	Grizzlies	79	Charlotte	97
		12/16/08	L	Grizzlies	84	New Orleans	91			3/14/01	L	Charlotte	100	Grizzlies	95
2007-08	0-4	12/6/08	L	New Orleans	106	Grizzlies	87	2000-01	1-1	3/14/01	L	Charlotte	100	Grizzlies	97
		2/9/08	L	New Orleans	112	Grizzlies	99			1/3/01	W	Grizzlies	99	Charlotte	89
		12/26/07	L	Grizzlies	98	New Orleans	116			12/3/99	L	Grizzlies	94	Charlotte	113
		12/7/07 (ot)	L	New Orleans	118	Grizzlies	116			11/24/99	L	Charlotte	89	Grizzlies	73
2006-07	1-3	11/16/07 (ot)	L	Grizzlies	103	New Orleans	120	1998-99	---	No games					
		3/20/07	L	Grizzlies	103	NOK	114	1997-98	0-2	2/5/98	L	Charlotte	108	Grizzlies	93
		2/13/07	W	Grizzlies	108	NOK	104			1/9/98	L	Grizzlies	90	Charlotte	98
		2/10/07	L	NOK	114	Grizzlies	99	1996-97	0-2	3/11/97	L	Charlotte	98	Grizzlies	92
2005-06	1-3	12/22/06 (ot)	L	NOK	100	Grizzlies	97			12/9/96	L	Grizzlies	91	Charlotte	107
		3/31/06	L	NOK	107	Grizzlies	102	1995-96	0-2	3/31/96	L	Grizzlies	88	Charlotte	121
		1/28/06	L	Grizzlies	86	NOK	95			11/24/95	L	Charlotte	116	Grizzlies	104
		1/18/06	L	NOK	87	Grizzlies	79								
		12/6/05	W	Grizzlies	89	NOK	73								

## 2010-11 Season Series Statistics

## MEMPHIS VS. NEW ORLEANS

PLAYER	G-GS	MIN	FG-FGA	PCT	3FG-FGA	PCT	FT-FTA	PCT	OFF	DEF	TOT	AST	PF-DQ	STL	TO	BLK	PTS	AVG	HI
Gay	1-1	50	8-23	.348	2-4	.500	4-6	.667	2	6	8	5	2-0	1	1	1	22	22.0	22
Randolph	4-4	142	30-62	.484	1-2	.500	18-22	.818	12	24	36	18	13-0	4	7	0	79	19.8	28
Mayo	4-0	95	20-39	.513	9-19	.474	5-5	1.000	3	4	7	11	12-0	5	7	1	54	13.5	18
Gasol	4-4	137	20-33	.606	1-1	1.000	12-15	.800	5	27	32	11	10-0	3	7	5	53	13.3	16
Conley	4-4	128	19-33	.576	4-10	.400	4-6	.667	2	9	11	18	10-0	4	8	0	46	11.5	22
Allen	3-3	84	11-21	.524	0-2	.000	5-6	.833	5	7	12	6	4-0	4	6	4	27	9.0	17
Young	4-4	96	12-28	.429	0-2	.000	7-10	.700	2	13	15	6	4-0	1	6	1	31	7.8	14
Vasquez	3-0	49	7-11	.636	3-3	1.000	3-5	.600	0	2	2	9	5-0	1	5	0	20	6.7	13
Arthur	4-0	68	13-29	.448	0-2	.000	0-0	---	4	12	16	3	14-0	2	3	4	26	6.5	12
Battier	3-0	61	4-9	.444	2-5	.400	0-0	---	1	5	6	6	2-0	2	2	1	10	3.3	5
Williams	1-0	14	2-6	.333	1-4	.250	0-0	---	0	0	0	3	0-0	1	1	0	5	5.0	5
Smith	2-0	14	3-4	.750	0-0	---	2-4	.500	0	2	2	2	2-0	0	1	0	8	4.0	4
Haddadi	3-0	28	2-5	.400	0-0	---	6-8	.750	2	9	11	1	4-0	0	2	2	10	3.3	9
Powe	2-0	9	2-5	.400	0-0	---	0-3	.000	0	0	0	0	1-0	0	0	0	4	2.0	4
Thabeet	1-0	9	1-1	1.000	0-0	---	0-0	---	1	1	2	1	1-0	0	0	0	2	2.0	2
GRIZZLIES	4	985	154-309	.498	23-54	.426	66-90	.733	39	121	160	100	84-0	28	61	19	397	99.3	111

## NEW ORLEANS VS. MEMPHIS

PLAYER	G-GS	MIN	FG-FGA	PCT	3FG-FGA	PCT	FT-FTA	PCT	OFF	DEF	TOT	AST	PF-DQ	STL	TO	BLK	PTS	AVG	HI
Thorton	1-0	22	7-10	.700	1-2	.500	2-2	1.000	1	2	3	1	0-0	2	1	0	17	17.0	17
Belinelli	4-4	90	22-35	.629	7-17	.412	3-5	.600	1	4	5	6	8-0	1	8	0	54	13.5	18
Paul	4-4	145	15-43	.349	4-7	.571	14-18	.778	1	15	16	49	8-0	5	8	2	48	12.0	23
Ariz	3-3	111	11-33	.333	3-9	.333	9-11	.818	1	13	14	8	4-0	6	1	3	34	11.3	12
Landry	3-2	90	18-35	.514	0-0	---	8-9	.889	6	8	14	4	14-0	4	5	1	44	14.7	19
Jack	4-0	90	14-33	.424	4-8	.500	9-11	.818	1	4	5	11	2-0	2	2	0	41	10.3	19
Green	4-0	71	14-28	.500	2-4	.500	8-11	.727	0	3	3	2	4-0	2	6	0	38	9.5	15
West	2-2	48	8-15	.533	0-0	---	3-3	1.000	1	10	11	2	4-0	1	3	3	19	9.5	19
Okafor	4-4	139	13-27	.481	0-0	---	5-11	.455	20	14	34	2	13-0	8	8	4	31	7.8	11
Mbenga	1-0	7	2-3	.667	0-0	---	1-2	.500	0	3	3	1	1-0	0	0	2	5	5.0	5
Pondexter	4-1	60	7-15	.467	1-5	.200	1-2	.500	3	4	7	0	4-0	1	1	0	16	4.0	6
Smith	4-0	39	5-11	.455	0-0	---	2-2	1.000	0	6	6	1	4-0	1	1	1	12	3.0	8
Gray	4-0	56	3-9	.333	0-0	---	1-2	.500	3	11	14	1	16-1	1	6	3	7	1.8	5
Ewing	2-0	8	0-3	.000	0-1	.000	3-4	.750	1	0	1	1	1-0	0	0	1	3	1.5	3
Andersen	2-0	8	0-2	.000	0-0	---	2-2	1.000	0	3	3	0	2-0	1	0	0	2	1.0	2
HORNETS	4	985	139-302	.460	22-53	.415	71-95	.747	39	100	139	89	85-1	35	55	20	371	92.8	103



Madison Square Garden – 19,763 (1968)  
Two Pennsylvania Plaza  
New York, NY 10121-0091  
(212) 465-6471  
www.nyknicks.com

## SCHEDULE

Thursday, January 12, 2012 at Memphis

## DIRECTORY

**Executive Chairman, Madison Square Garden & NBA Governor:** James L. Dolan  
**President & CEO, Madison Square Garden:** Hank J. Ratner  
**Senior Vice President, Basketball Operations:** Glen Grunwald  
**Head Coach:** Mike D'Antoni  
**Assistant Coaches:** Kenny Atkinson  
Dan D'Antoni, Phil Weber  
Herb Williams  
Mike Woodson  
**Head Athletic Trainer:** Roger Hinds  
**Public Relations Staff:** Jonathan Supranowitz  
Gregg Schwartz  
Ashley Blackwood

## GENERAL INFORMATION

**Radio – ESPN Radio 1050 AM:** Spero Dedes (play-by-play)  
John Andariese (analyst)  
**Spanish Radio – WADO 1280 AM:** Clemson Smith-Muniz  
(play-by-play)  
Juan Antonio Cains (analyst)  
**Cable TV – MSG Network:** Mike Breen (play-by-play)  
Walt Frazier (analyst)  
Al Trautwig (studio host)  
**Team Colors:** Orange, White, Blue

## BACKGROUND

Founded: 1946-47  
NBA Seasons: 65  
All-Time NBA Regular Season Record: 2,525-2,556 (.497)  
2010-11 Record: 42-40 (2nd in Atlantic Division)  
2011 Playoffs: Eliminated by Boston (4-0) in the first round  
of the Eastern Conference Playoffs

## Grizzlies Players Career Stats vs. New York

PLAYER	G-GS	MIN	FG-FGA	PCT	3FG-FGA	PCT	FT-FTA	PCT	OFF	DEF	TOT	AST	PF-DQ	STL	TO	BLK	PTS	AVG	HI
Gay	8-6	279	58-115	.504	12-28	.429	34-37	.919	10	37	47	12	13-0	9	11	9	162	20.3	27
Randolph	15-12	472	116-220	.527	2-11	.182	52-64	.813	32	95	127	22	35-0	10	36	5	286	19.1	33
Conley	8-8	248	44-77	.571	13-22	.591	24-27	.889	3	28	31	37	14-0	10	11	0	125	15.6	20
Gasol	6-6	174	29-53	.547	0-0	---	20-28	.714	19	21	40	16	18-0	2	7	8	78	13.0	25
Mayo	6-4	188	27-86	.409	5-20	.250	8-10	.800	7	5	12	11	8-0	2	8	0	67	11.2	22
Arthur	6-2	125	19-46	.413	0-0	---	14-15	.933	6	23	29	7	12-0	5	10	4	52	8.7	21
Allen	21-7	382	62-119	.521	3-11	.273	37-53	.698	8	40	48	29	50-1	17	35	9	164	7.8	22
Young	4-2	74	13-25	.520	2-3	.667	2-3	.667	3	10	13	3	6-0	2	3	1	30	7.5	13
Vasquez	1-0	13	1-3	.333	0-1	.000	0-0	---	0	2	2	2	0-0	0	1	0	2	2.0	2





## GRIZZLIES VS KNICKS SERIES RECORDS

<b>Record</b>	<b>W-L</b>	<b>Current Streak</b>	<b>Last home win:</b> 3/12/10 (119-112)
Overall	12-18	New York, two wins	<b>Last home loss:</b> 3/9/11 (108-110)
Home	6-9	New York, one win	<b>Last road win:</b> 2/27/10 (120-109)
Road	6-9	New York, one win	<b>Last road loss:</b> 3/17/11 (120-99)
			<b>Largest margin of victory:</b> 21, 3/29/01 (89-68)
			<b>Largest margin of defeat:</b> 29, 11/12/08 (103-132)

## All-Time Series

Season	W-L	Date	Results	Home	Visitor	Season	W-L	Date	Results	Home	Visitor
2010-11	0-2	3/17/11	L	New York	Grizzlies 120	2002-03	1-1	3/11/03	W	New York	Grizzlies 87
		3/9/11	L	Grizzlies 108	New York 110			1/31/03	L	Grizzlies 102	New York 108
2009-10	2-0	3/12/10	W	Grizzlies 119	New York 112	2001-02	1-1	3/19/02	L	Grizzlies 92	New York 101
		2/27/10	W	New York 109	Grizzlies 120			12/20/01	W	New York 88	Grizzlies 90
2008-09	0-2	1/23/09	L	New York 108	Grizzlies 88	2000-01	1-1	3/29/01	W	Grizzlies 89	New York 68
		11/12/08	L	Grizzlies 103	New York 132			11/27/00	L	New York 97	Grizzlies 72
2007-08	2-0	4/2/08	W	Grizzlies 130	New York 114	1999-00	0-2	3/31/00	L	Grizzlies 83	New York 89
		3/21/08	W	New York 106	Grizzlies 120			3/7/00	L	New York 111	Grizzlies 86
2006-07	0-2	12/4/06	L	New York 98	Grizzlies 90	1998-99	---	No games			
		11/1/06 (3ot)	L	Grizzlies 117	New York 118	1997-98	0-2	3/27/98 (ot)	L	Grizzlies 89	New York 97
2005-06	2-0	3/24/06	W	New York 75	Grizzlies 91			11/23/97	L	New York 104	Grizzlies 84
		3/1/06	W	Grizzlies 101	New York 99	1996-97	0-2	3/18/97	L	New York 98	Grizzlies 73
2004-05	1-1	12/7/04	W	Grizzlies 96	New York 88			11/10/96	L	Grizzlies 82	New York 101
		12/1/04	L	New York 90	Grizzlies 82	1995-96	1-1	1/20/96	W	Grizzlies 84	New York 80
2003-04	1-1	3/24/04	W	New York 97	Grizzlies 111			11/19/95	L	New York 98	Grizzlies 93
		12/26/03	L	Grizzlies 94	New York 98						

## 2010-11 Season Series Statistics

## MEMPHIS VS. NEW YORK

PLAYER	G-GS	MIN	FG-FGA	PCT	3FG-FGA	PCT	FT-FTA	PCT	OFF	DEF	TOT	AST	PF-DQ	STL	TO	BLK	PTS	AVG	HI
Allen	2-2	55	11-17	.647	0-1	.000	14-16	.875	2	3	5	5	6-0	5	3	1	36	18.0	22
Arthur	2-0	56	11-23	.478	0-0	---	14-15	.933	1	13	14	4	5-0	2	6	2	36	18.0	21
Conley	2-2	73	13-25	.520	4-6	.667	6-6	1.000	1	3	4	12	3-0	5	4	0	36	18.0	20
Randolph	2-2	68	13-24	.542	0-0	---	8-9	.889	3	14	17	4	5-0	3	6	0	34	17.0	20
Gasol	2-2	50	6-12	.500	0-0	---	7-9	.778	3	6	9	2	4-0	0	4	5	19	9.5	12
Battier	2-0	53	4-9	.444	2-5	.400	4-4	1.000	2	7	9	4	1-0	1	0	0	14	7.0	11
Young	2-2	45	7-11	.636	1-1	1.000	2-2	1.000	1	5	6	3	4-0	2	1	1	17	8.5	11
Powe	1-0	13	2-4	.500	0-0	---	3-4	.750	0	3	3	0	1-0	1	0	0	7	7.0	7
Mayo	2-0	44	3-11	.273	0-2	.000	0-0	---	1	1	2	4	1-0	0	0	0	6	3.0	4
Vasquez	1-0	13	1-3	.333	0-1	.000	0-0	---	0	2	2	2	0-0	0	1	0	2	2.0	2
Smith	2-0	11	0-4	.000	0-1	.000	0-0	---	0	0	0	0	1-0	0	1	0	0	0.0	0
Carney	2-0	14	0-1	.000	0-1	.000	0-0	---	0	0	0	1	4-0	0	0	0	0	0.0	0
Haddadi	1-0	1	0-0	---	0-0	---	0-0	---	0	1	1	0	0-0	0	0	0	0	0.0	0
<b>GRIZZLIES</b>	<b>2</b>	<b>480</b>	<b>71-143</b>	<b>.497</b>	<b>7-17</b>	<b>.412</b>	<b>58-65</b>	<b>.892</b>	<b>14</b>	<b>58</b>	<b>72</b>	<b>40</b>	<b>31-0</b>	<b>19</b>	<b>29</b>	<b>9</b>	<b>207</b>	<b>103.5</b>	<b>108</b>

## NEW YORK VS. MEMPHIS

PLAYER	G-GS	MIN	FG-FGA	PCT	3FG-FGA	PCT	FT-FTA	PCT	OFF	DEF	TOT	AST	PF-DQ	STL	TO	BLK	PTS	AVG	HI
Anthony	2-2	73	22-43	.512	6-12	.500	9-9	1.000	4	4	8	8	5-0	1	4	0	59	29.5	31
Douglas	2-1	66	17-28	.607	13-20	.650	0-0	---	0	3	3	13	3-0	1	4	0	47	23.5	29
Stoudemire	2-2	79	19-34	.559	0-0	---	4-4	1.000	3	12	15	6	7-0	2	7	0	42	21.0	26
Billups (TOT)	3-3	94	12-26	.462	4-13	.308	14-14	1.000	0	3	3	19	10-0	5	11	0	42	14.0	18
Billups (NY)	1-1	29	5-9	.556	2-4	.500	6-6	1.000	0	0	0	8	5-0	2	1	0	18	18.0	18
Fields	2-2	63	10-18	.556	4-7	.571	0-0	---	1	8	9	8	5-0	0	3	0	24	12.0	16
She, Williams	1-1	23	4-8	.500	0-0	---	1-2	.500	4	5	9	0	1-0	1	1	1	9	9.0	9
Mason	2-0	39	6-11	.545	4-8	.500	0-0	---	1	6	7	1	3-0	2	0	0	16	8.0	10
Sha, Williams	2-0	41	5-14	.357	3-8	.375	1-1	1.000	1	8	9	3	6-0	1	2	2	14	7.0	9
Brown	1-0	16	3-5	.600	0-0	---	0-0	---	0	0	0	1	1-0	1	2	0	6	6.0	6
Jeffries	2-2	52	3-5	.600	0-0	---	1-3	.333	4	4	8	5	6-0	2	3	7	3.5	5	
Carter	1-0	13	1-4	.250	0-0	---	0-0	---	1	1	2	0	1-0	1	1	0	2	2.0	2
Turiaf	2-0	24	0-1	.000	0-0	---	1-2	.500	1	3	4	4	4-0	0	2	3	1	0.5	1
KNICKERBOCKERS	2	480	88-167	.527	32-59	.542	22-25	.880	16	49	65	56	45-0	12	27	8	230	115.0	120

INTRO

PLAYERS

OWNERSHIP

FRONT OFFICE

MEDIA

COMMUNITY INVESTMENT

HISTORY

PLAYOFFS

REVIEW

OPPONENTS

NBA



Chesapeake Energy Arena – 18,203 (2008)

Leadership Square

211 N. Robinson, Suite 300

Oklahoma City, OK 73102

(405) 208-4800

www.thunder.nba.com

## SCHEDULE

Wednesday, December 28, 2011 at Memphis

Tuesday, January 10, 2012 at Memphis

Friday, February 3, 2012 at Oklahoma City

Monday, April 2, 2012 at Oklahoma City

## DIRECTORY

**Chairman:** Clayton I. Bennett

**Executive Vice President and**

**General Manager:** Sam Presti

**Head Coach:** Scott Brooks

**Assistant Coaches:** Mark Bryant  
Maurice Cheeks  
Rex Kalamian  
Brian Keefe

**Assistant Coach/Player Development:** Maz Trakh

**Head Athletic Trainer:** Joe Sharpe

**Basketball Communications Staff:** Matt Tumbleson  
Michael Ravina  
John Read

## GENERAL INFORMATION

**Radio – WWLS 98.1 FM/640 AM:** Matt Pinto (play-by-play)

**Television – FS Oklahoma:** Brian Davis (play-by-play)  
Grant Long (analyst)  
Kelly Crull (sideline reporter)

**Spanish Radio – WKY 930 AM:** Eleno Ornales (play-by-play)

**Team Colors:** Blue, Red, Yellow, Dark Blue

## BACKGROUND

Founded: 1967-68 (Seattle SuperSonics)

NBA Seasons: 44

All-Time NBA Regular Season Record: 1,873-1,703 (.524)

2010-11 Record: 55-27 (1st in Northwest Division)

2011 Playoffs: Eliminated by Dallas (4-1) in the  
Western Conference Finals

## Grizzlies Players Career Stats vs. Oklahoma City

PLAYER	G-GS	MIN	FG-FGA	PCT	3FG-FGA	PCT	FT-FTA	PCT	OFF	DEF	TOT	AST	PF-DQ	STL	TO	BLK	PTS	AVG	HI
Gay	15-14	589	115-263	.437	15-48	.313	57-77	.740	25	71	96	30	47-1	25	33	15	302	20.1	27
Randolph	29-24	957	214-416	.514	3-16	.188	137-175	.783	81	183	264	65	68-1	16	72	8	568	19.6	32
Mayo	9-7	327	49-138	.355	11-42	.262	32-38	.842	8	36	44	25	28-0	10	15	2	141	15.7	30
Allen	10-5	245	43-86	.500	4-11	.364	38-52	.731	12	26	38	11	31-0	12	15	7	128	12.8	27
Conley	14-12	449	65-150	.433	11-40	.275	34-42	.810	2	39	41	81	27-1	15	26	3	175	12.5	20
Gasol	10-9	341	46-77	.597	0-0	---	19-32	.594	18	58	76	13	24-0	5	15	13	111	11.1	18
Young	7-2	139	16-33	.485	0-3	.000	11-15	.733	2	12	14	6	13-0	3	6	1	43	6.1	14
Arthur	9-4	149	26-62	.419	0-0	---	2-7	.286	10	17	27	4	23-0	3	4	5	54	6.0	13
Vasquez	3-0	54	4-14	.286	0-4	.000	6-7	.857	1	4	5	15	7-0	1	5	1	14	4.7	9
Henry	1-0	12	0-2	.000	0-0	---	0-2	.000	0	1	1	0	2-0	1	0	0	0	0.0	0



## GRIZZLIES VS THUNDER SERIES RECORDS

Record	W-L	Current Streak
Overall	17-43	Grizzlies, two wins
Home	11-20	Grizzlies, three wins
Road	6-23	Grizzlies, one win

Last home win:	3/7/11 (107-101)
Last home loss:	12/11/09 (94-102)
Last road win:	2/8/11 (105-101, ot)
Last road loss:	1/8/11 (100-109)
Largest margin of victory:	25 (twice), 3/8/06 (99-74)*
Largest margin of defeat:	40, 4/3/98 (98-138)

\*Most recent occurrence

## All-Time Series

Season	W-L	Date	Results	Home	Visitor	Season	W-L	Date	Results	Home	Visitor		
2010-11	3-1	3/7/11	W	Grizzlies	107 OKC	101	2001-02	0-4	4/17/02	L	Seattle	109 Grizzlies	94
		2/8/11 (ot)	W	OKC	101 Grizzlies	105			3/27/02	L	Seattle	96 Grizzlies	82
		1/8/11	L	OKC	109 Grizzlies	100			3/3/02	L	Grizzlies	71 Seattle	96
		1/4/11	W	Grizzlies	110 OKC	105			1/6/02	L	Grizzlies	77 Seattle	89
2009-10	1-2	4/14/10	L	OKC	114 Grizzlies	105	2000-01	1-3	2/5/01	L	Seattle	95 Grizzlies	82
		1/22/10	W	Grizzlies	86 OKC	84			1/21/01	L	Seattle	115 Grizzlies	102
		12/11/09	L	Grizzlies	94 OKC	102			12/13/00	L	Grizzlies	93 Seattle	94
2008-09	1-3	2/28/09	L	Grizzlies	92 OKC	99	1999-00	0-4	10/31/00	W	Grizzlies	94 Seattle	88
		1/28/09 (ot)	L	OKC	114 Grizzlies	102			3/16/00	L	Seattle	117 Grizzlies	103
		12/10/08	W	OKC	102 Grizzlies	108			3/13/00	L	Grizzlies	103 Seattle	113
2007-08	3-1	11/29/08	L	Grizzlies	103 OKC	111	1998-99	1-2	12/18/99	L	Seattle	112 Grizzlies	89
		2/19/08	L	Seattle	108 Grizzlies	101			11/18/99	L	Grizzlies	108 Seattle	110
		1/18/08	W	Grizzlies	124 Seattle	100			4/23/99	L	Grizzlies	84 Seattle	97
		11/19/07	W	Grizzlies	125 Seattle	108			4/9/99	W	Grizzlies	98 Seattle	93
2006-07	1-2	11/7/07	W	Seattle	98 Grizzlies	105	1997-98	0-4	3/16/99	L	Seattle	87 Grizzlies	85
		3/30/07	L	Seattle	120 Grizzlies	93			4/14/98	L	Seattle	110 Grizzlies	98
		2/20/07	L	Seattle	121 Grizzlies	105			4/3/98	L	Grizzlies	98 Seattle	138
2005-06	3-1	12/18/06 (2ot)	W	Grizzlies	134 Seattle	126	1996-97	0-4	1/4/98	L	Grizzlies	108 Seattle	120
		3/28/06	L	Grizzlies	97 Seattle	98			11/19/97	L	Seattle	107 Grizzlies	87
		3/8/06	W	Seattle	74 Grizzlies	99			3/23/97	L	Grizzlies	92 Seattle	106
2004-05	0-3	12/31/05	W	Seattle	96 Grizzlies	100	1995-96	1-3	1/20/97	L	Seattle	112 Grizzlies	96
		11/8/05	W	Grizzlies	94 Seattle	69			1/3/97	L	Grizzlies	94 Seattle	108
		3/29/05	L	Grizzlies	99 Seattle	102			11/17/96	L	Seattle	91 Grizzlies	81
		11/24/04	L	Grizzlies	84 Seattle	93			2/18/96	L	Grizzlies	109 Seattle	118
2003-04	1-3	11/14/04	L	Seattle	118 Grizzlies	113			12/21/95	L	Seattle	92 Grizzlies	68
		3/18/04	L	Grizzlies	94 Seattle	97			12/19/95	W	Grizzlies	94 Seattle	93
		1/9/04	L	Seattle	122 Grizzlies	116			11/11/95	L	Seattle	117 Grizzlies	81
		12/30/03	L	Grizzlies	99 Seattle	105							
2002-03	1-3	11/21/03	W	Seattle	97 Grizzlies	98							
		3/28/03	L	Seattle	95 Grizzlies	71							
		1/25/03	L	Grizzlies	83 Seattle	95							
		1/17/03 (ot)	L	Seattle	103 Grizzlies	97							
		11/27/02	W	Grizzlies	117 Seattle	99							

## 2010-11 Season Series Statistics

## MEMPHIS VS. OKLAHOMA CITY

PLAYER	G-GS	MIN	FG-FGA	PCT	3FG-FGA	PCT	FT-FTA	PCT	OFF	DEF	TOT	AST	PF-DQ	STL	TO	BLK	PTS	AVG	HI
Randolph	4-4	166	40-69	.580	1-2	.500	25-31	.806	20	32	52	9	10-0	6	8	2	106	26.5	31
Gay	2-2	81	21-36	.583	0-4	.000	5-8	.625	5	10	15	7	6-1	4	5	2	47	23.5	27
Allen	4-4	121	24-42	.571	3-5	.600	24-31	.774	7	7	14	5	17-0	10	4	5	75	18.8	27
Conley	4-4	146	20-53	.377	1-13	.077	11-14	.786	1	11	12	26	11-0	4	8	2	52	13.0	20
Gasol	4-4	146	21-36	.583	0-0	---	4-7	.571	3	25	28	7	8-0	1	4	6	46	11.5	18
Mayo	2-0	55	7-23	.304	2-7	.286	2-5	.400	4	7	11	3	4-0	4	2	1	18	9.0	11
Young	4-2	93	12-25	.480	0-2	.000	8-11	.727	1	4	5	6	9-0	3	2	1	32	8.0	14
Battier	1-0	27	3-6	.500	0-2	.000	1-2	.500	5	2	7	1	2-0	0	1	2	7	7.0	7
Arthur	4-0	64	12-36	.333	0-0	---	1-5	.200	3	7	10	2	10-0	1	2	4	25	6.3	9
Vasquez	3-0	54	4-14	.286	0-4	.000	6-7	.857	1	4	5	15	7-0	1	5	1	14	4.7	9
Powe	1-0	6	1-2	.500	0-0	---	1-3	.333	2	0	2	0	0-0	1	0	0	3	3.0	3
Smith	1-0	2	0-0	---	0-0	---	0-2	.000	0	0	0	0	0-0	1	0	0	0	0.0	0
Carroll	1-0	9	0-0	---	0-0	---	0-0	---	0	1	1	0	2-0	1	0	0	0	0.0	0
Henry	1-0	12	0-2	.000	0-0	---	0-2	.000	0	1	1	0	2-0	1	0	0	0	0.0	0
Thabeet	1-0	2	0-0	---	0-0	---	0-0	---	0	1	1	0	0-0	0	1	0	0	0.0	0
Williams	1-0	6	0-1	.000	0-0	---	0-0	---	0	0	0	1	0-0	0	0	0	0	0.0	0
GRIZZLIES	4	985	164-343	.478	7-39	.179	87-125	.696	50	107	157	82	88-1	37	45	26	422	105.5	110

## OKLAHOMA CITY VS. MEMPHIS

PLAYER	G-GS	MIN	FG-FGA	PCT	3FG-FGA	PCT	FT-FTA	PCT	OFF	DEF	TOT	AST	PF-DQ	STL	TO	BLK	PTS	AVG	HI
Durant	4-4	167	44-93	.473	8-28	.286	26-29	.897	4	29	33	12	13-0	3	10	4	122	30.5	40
Westbrook	4-4	152	34-72	.472	2-8	.250	28-35	.800	7	11	18	36	15-0	1	17	4	98	24.5	28
Robinson	1-0	13	6-8	.750	3-5	.600	0-0	---	0	1	1	2	1-0	1	0	0	15	15.0	17
Harden	4-0	99	17-30	.567	6-9	.667	15-16	.938	3	14	17	9	11-0	3	8	4	55	13.8	17
Green	3-3	125	9-28	.321	3-9	.333	9-10	.900	1	12	13	6	11-0	3	9	2	30	10.0	15
Isaiah	4-1	123	16-28	.571	0-1	.000	5-10	.500	13	18	31	2	12-1	1	5	8	37	9.3	14
Kristic	3-3	71	9-18	.500	0-0	---	1-4	.250	7	11	18	1	7-0	2	3	2	19	6.3	8
Cook	1-0	19	2-6	.333	1-5	.200	0-0	---	0	1	1	0	0-0	0	0	0	5	5.0	5
Sefolosha	4-4	76	7-12	.583	1-3	.333	2-4	.500	1	11	12	2	6-0	4	3	0	17	4.3	7
Collison	4-0	90	6-14	.429	0-0	---	4-5	.800	4	11	15	2	18-2	2	3	3	16	4.0	5
Mohammed	1-1	13	2-4	.500	0-0	---	0-0	---	1	1	2	3	3-0	0	1	1	4	4.0	4
Maynor	4-0	45	4-10	.400	1-1	1.000	2-4	.500	2	7	9	8	4-0	1	6	0	11	2.8	5
Aldrich	1-0	5	1-1	1.000	0-0	---	0-0	---	0	1	1	1	1-0	0	0	1	2	2.0	2
THUNDER	4	985	151-316	.478	22-64	.344	92-117	.786	43	127	170	82	106-3	20	67	29	416	104.0	109

INFO

PLAYERS

OWNERSHIP

FRONT

MEDIA

COMMUNITY

HISTORY

PLAYOFFS

REVIEW

OPPONENTS

NBA



Amway Center – 18,864 (2010)  
8701 Maitland Summit Blvd.  
Orlando, FL 32810  
(407) 916-2400  
www.orlandomagic.com

## SCHEDULE

# 11-12

Thursday, April 26, 2012 at Memphis

## DIRECTORY

**Chairman:** Rich DeVos  
**Chief Executive Officer/Vice Chair:** Alex Martins  
**President of Basketball Operations/General Manager:** Otis Smith  
**Head Coach:** Stan Van Gundy  
**Assistant Coaches:** Brendan Malone  
Patrick Ewing  
Steve Clifford  
Bob Beyer  
Ahmad Ajami  
**Head Athletic Trainer:** Keon Weise  
**Communications Staff:** Joel Glass  
George Galante  
Trish Wingerson  
Melanie Curtsinger  
Elizabeth Brett

## GENERAL INFORMATION

**Radio – WDBO (96.5 FM / 580 AM):** Dennis Neumann (play-by-play)  
Richie Aduhato (analyst)  
**Spanish Radio – TBA:** Joey Colon (play-by-play)  
**Television – Sun Sports/FS Florida:** David Steele (play-by-play)  
Matt Guokas (analyst)  
**Team Colors:** Blue, Silver, Black

## BACKGROUND

Founded: 1989-90  
NBA Seasons: 22  
All-Time NBA Regular Season Record: 922-850 (.520)  
2010-11 Record: 52-30 (2nd in Southeast Division)  
2011 Playoffs: Eliminated by Atlanta (4-2) in the first round of the Eastern Conference Playoffs

## Grizzlies Players Career Stats vs. Orlando

PLAYER	G-GS	MIN	FG-FGA	PCT	3FG-FGA	PCT	FT-FTA	PCT	OFF	DEF	TOT	AST	PF-DQ	STL	TO	BLK	PTS	AVG	HI
Gay	9-9	351	62-149	.416	7-23	.304	27-40	.675	14	37	51	11	16-0	9	25	6	158	17.6	32
Randolph	18-14	578	126-298	.423	2-11	.182	62-87	.713	59	110	169	31	44-0	16	29	2	316	17.6	28
Mayo	5-5	190	27-69	.391	5-21	.238	23-25	.920	3	21	24	11	11-0	4	9	1	82	16.4	20
Conley	7-7	249	41-79	.519	9-22	.409	11-14	.786	2	13	15	38	13-0	8	14	0	102	14.6	26
Gasol	5-5	149	27-41	.659	0-0	---	18-29	.621	14	23	37	11	23-0	8	13	5	72	14.4	19
Allen	16-3	258	41-88	.466	2-7	.286	31-36	.861	20	23	43	24	29-0	23	25	5	115	7.2	21
Arthur	5-2	106	11-33	.333	0-0	---	7-8	.875	3	27	30	5	17-0	2	5	6	29	5.8	14
Young	4-1	62	10-22	.455	1-2	.500	1-2	.500	4	4	8	1	4-0	2	6	0	22	5.5	10
Vasquez	2-0	28	2-5	.400	0-3	.000	0-1	.000	0	1	1	4	1-0	0	5	0	4	2.0	2
Henry	2-0	18	1-3	.333	0-1	.000	0-1	.000	0	0	0	0	2-0	0	0	0	2	1.0	2





## GRIZZLIES VS MAGIC SERIES RECORDS

Record	W-L	Current Streak
Overall	13-17	Orlando, one win
Home	9-6	Grizzlies, three wins
Road	4-11	Orlando, three wins

Last home win:	1/31/11 (100-97)
Last home loss:	1/23/08 (85-112)
Last road win:	12/15/07 (123-119)
Last road loss:	11/15/10 (72-89)
Largest margin of victory:	22, 12/2/05 (91-69)
Largest margin of defeat:	42, 12/3/01 (71-113)

## All-Time Series

Season	W-L	Date	Results	Home	Visitor	Season	W-L	Date	Results	Home	Visitor
2010-11	1-1	1/31/11	W	Grizzlies	100 Orlando	2002-03	2-0	3/24/03	W	Orlando	104 Grizzlies
		11/15/10	L	Orlando	89 Grizzlies			12/27/02	W	Grizzlies	99 Orlando
2009-10	1-1	4/4/10	L	Orlando	107 Grizzlies	2001-02	0-2	1/19/02	L	Grizzlies	103 Orlando
		1/25/10	W	Grizzlies	99 Orlando			12/3/01	L	Orlando	113 Grizzlies
2008-09	1-1	4/8/09	L	Orlando	81 Grizzlies	2000-01	0-2	3/16/01	L	Orlando	103 Grizzlies
		10/31/08	W	Grizzlies	86 Orlando			12/17/00	L	Grizzlies	91 Orlando
2007-08	1-1	1/23/08	L	Grizzlies	85 Orlando	1999-00	0-2	1/22/00	L	Grizzlies	82 Orlando
		12/15/07	W	Orlando	119 Grizzlies			1/5/00	L	Orlando	116 Grizzlies
2006-07	1-1	4/7/07	L	Orlando	116 Grizzlies	1998-99	---	No games			
		11/20/06	W	Grizzlies	95 Orlando	1997-98	0-2	3/17/98	L	Orlando	99 Grizzlies
2005-06	2-0	12/2/05	W	Grizzlies	91 Orlando			12/3/97	L	Grizzlies	97 Orlando
		11/4/05	W	Orlando	85 Grizzlies	1996-97	1-1	3/16/97	L	Orlando	100 Grizzlies
2004-05	1-1	1/25/05	W	Grizzlies	95 Orlando			12/13/96	W	Grizzlies	95 Orlando
		12/4/04	L	Orlando	96 Grizzlies	1995-96	0-2	3/15/96 (ot)	L	Grizzlies	87 Orlando
2003-04	2-0	1/3/04	W	Grizzlies	112 Orlando			11/22/95	L	Orlando	95 Grizzlies
		11/12/03	W	Orlando	97 Grizzlies						

## 2010-11 Season Series Statistics

## MEMPHIS VS. ORLANDO

PLAYER	G-GS	MIN	FG-FGA	PCT	3FG-FGA	PCT	FT-FTA	PCT	OFF	DEF	TOT	AST	PF-DQ	STL	TO	BLK	PTS	AVG	HI
Conley	2-2	73	14-25	.560	5-8	.625	4-5	.800	1	4	5	19	6-0	3	5	0	37	18.5	26
Gasol	2-2	60	13-19	.684	0-0	---	7-11	.636	6	10	16	4	10-0	1	5	1	33	16.5	19
Gay	2-2	82	9-32	.281	1-6	.167	3-4	.750	4	12	16	6	2-0	2	5	3	22	11.0	13
Mayo	1-1	29	4-9	.444	1-5	.200	2-3	.667	1	2	3	1	3-0	1	1	0	11	11.0	11
Arthur	2-0	38	8-15	.533	0-0	---	5-6	.833	0	6	6	2	6-0	0	2	1	21	10.5	14
Randolph	2-2	70	8-26	.308	0-0	---	3-8	.375	8	10	18	2	5-0	1	4	1	19	9.5	10
Allen	2-0	26	5-10	.500	0-0	---	3-4	.750	3	0	3	4	3-0	5	3	1	13	6.5	7
Battier	2-2	42	5-12	.417	3-7	.429	0-0	---	3	5	8	1	5-0	1	4	0	13	6.5	10
Young	2-1	32	5-10	.500	0-1	.000	0-0	---	0	1	1	0	2-0	2	2	0	10	5.0	10
Vasquez	2-0	28	2-5	.400	0-3	.000	0-1	.000	0	1	1	4	1-0	0	5	0	4	2.0	2
Henry	2-0	18	1-3	.333	0-1	.000	0-1	.000	0	0	0	0	2-0	0	0	0	2	1.0	2
Powe	1-0	5	0-3	.000	0-0	---	0-2	.000	2	0	2	0	0-0	0	0	0	0	0.0	0
Smith	1-0	6	0-1	.000	0-0	---	0-0	---	0	0	0	2	0-0	0	0	0	0	0.0	0
Thabeet	2-0	24	0-1	.000	0-0	---	0-0	---	0	2	2	0	6-0	1	0	0	0	0.0	0
GRIZZLIES	2	480	69-155	.445	7-24	.292	27-43	.628	23	48	71	42	46-0	16	34	7	172	86.0	100

## ORLANDO VS. MEMPHIS

PLAYER	G-GS	MIN	FG-FGA	PCT	3FG-FGA	PCT	FT-FTA	PCT	OFF	DEF	TOT	AST	PF-DQ	STL	TO	BLK	PTS	AVG	HI
Howard	2-2	84	15-27	.556	0-0	---	13-19	.684	6	22	28	0	9-0	4	11	4	43	21.5	25
J. Richardson	1-1	40	6-14	.429	2-7	.286	4-4	1.000	0	1	1	1	2-0	2	0	0	18	18.0	18
Carter	1-1	29	6-8	.750	3-4	.750	4-5	.800	0	2	2	1	5-0	1	2	0	19	19.0	19
Arenas	1-0	23	4-9	.444	1-4	.250	1-3	.333	0	3	3	3	3-0	2	2	0	10	10.0	10
Turkoglu	1-1	35	3-11	.273	3-8	.375	4-4	1.000	1	3	4	2	3-0	1	1	0	13	13.0	13
Bass	2-1	47	8-13	.615	0-0	---	7-7	1.000	1	5	6	4	4-0	0	1	1	23	11.5	13
Anderson	1-0	26	4-10	.400	1-7	.143	1-2	.500	5	2	7	0	4-0	0	2	0	10	10.0	10
Nelson	2-2	62	6-15	.400	2-5	.400	5-5	1.000	2	12	14	8	6-0	3	8	0	19	9.5	11
Lewis	1-1	39	3-13	.231	1-5	.200	2-2	1.000	1	5	6	4	3-0	1	2	1	9	9.0	9
Gortat	1-0	22	3-4	.750	0-0	---	2-4	.500	2	2	4	1	4-0	0	1	2	8	8.0	8
Pietrus	1-0	21	2-6	.333	1-5	.200	1-2	.500	1	3	4	0	2-0	2	2	1	6	6.0	6
Q. Richardson	2-1	31	4-10	.400	0-4	.000	0-0	---	4	3	7	1	1-0	1	3	0	8	4.0	8
Duhon	2-0	23	0-0	---	0-0	---	0-0	---	0	0	0	4	1-0	1	1	0	0	0.0	0
MAGIC	2	480	64-140	.457	14-49	.286	44-57	.772	23	63	86	29	47-0	18	39	9	186	93.0	97

INTRO

PLAYERS

OWNERSHIP

FRONT OFFICE

MEDIA

COMMUNITY INVESTMENT

HISTORY

PLAYOFFS

REVIEW

OPPONENTS

NBA



Wells Fargo Center – 20,328 (1996)  
 3601 S. Broad St.  
 Philadelphia, PA 19148  
 (215) 339-7666  
[www.sixers.com](http://www.sixers.com)

## SCHEDULE

# 11-12

Tuesday, February 21, 2012 at Memphis

## DIRECTORY

**Managing Owner:** Josh Harris  
**Co-Managing Owner:** David Blitzer  
**Chief Executive Officer:** Adam Aron  
**President of Basketball Operations:** Rod Thorn  
**Senior Vice President of Basketball Operations:** Tony DiLeo  
**Head Coach:** Doug Collins  
**Assistant Coaches:** Michael Curry  
 Brian James  
 Aaron McKie  
 Jeff Capel  
**Head Athletic Trainer:** Kevin Johnson  
**Public Relations Staff:** Michael Preston  
 Sean McCloskey  
 Rebecca Timms

## GENERAL INFORMATION

**Radio – SportsRadio 94 WIP (610 AM):** Tom McGinnis (play-by-play)  
**Television – Comcast SportsNet,**  
**The Comcast Network:** Marc Zumoff (play-by-play)  
 Eric Snow (analyst)  
**Team Colors:** Red, Blue, White

## BACKGROUND

Founded (NBL/NBA): 1946-47/1949-50 (Syracuse Nationals)  
 NBA Seasons: 62  
 All-Time NBA Regular Season Record: 2,610-2,300 (.532)  
 2010-11 Record: 41-41 (3rd in Atlantic Division)  
 2011 Playoffs: Did Not Qualify

## Grizzlies Players Career Stats vs. Philadelphia

PLAYER	G-GS	MIN	FG-FGA	PCT	3FG-FGA	PCT	FT-FTA	PCT	OFF	DEF	TOT	AST	PF-DQ	STL	TO	BLK	PTS	AVG	HI
Gay	9-8	297	62-124	.500	7-22	.318	31-42	.738	20	30	50	17	22-1	14	18	11	162	18.0	33
Gasol	5-5	172	29-45	.644	0-0	---	23-31	.742	13	26	39	15	17-0	3	10	8	81	16.2	30
Randolph	19-17	610	118-251	.470	1-6	.167	61-75	.813	53	108	161	39	52-0	18	41	3	298	15.7	28
Conley	7-7	228	45-91	.495	7-21	.333	9-15	.600	1	23	24	30	14-0	13	18	3	106	15.1	31
Young	4-2	113	16-33	.485	1-4	.250	7-11	.636	5	9	14	7	8-0	3	6	0	40	10.0	12
Mayo	5-4	125	19-50	.380	7-18	.389	4-6	.667	1	8	9	8	10-0	2	9	0	49	9.8	16
Arthur	4-1	84	15-36	.417	0-0	---	7-8	.875	5	11	16	1	10-0	5	5	2	37	9.3	14
Allen	20-6	407	62-129	.481	4-9	.444	45-59	.763	16	39	55	35	52-0	19	27	11	173	8.7	18
Vasquez	2-0	19	2-6	.333	0-3	.000	0-0	---	1	2	3	4	1-0	1	3	0	4	2.0	2
Henry	2-0	7	1-3	.333	0-0	---	1-1	1.000	0	0	0	0	0-0	0	0	0	3	1.5	3



## GRIZZLIES VS 76ERS SERIES RECORDS

Record	W-L	Current Streak
Overall	11-20	Grizzlies, two wins
Home	6-10	Grizzlies, one win
Road	5-10	Grizzlies, two wins

Last home win:	2/15/11 (102-91)
Last home loss:	4/10/10 (101-120)
Last road win:	1/28/11 (99-94)
Last road loss:	2/11/09 (87-91)
Largest margin of victory:	16, 1/17/07 (118-102)
Largest margin of defeat:	19, 4/10/10 (101-120)

## All-Time Series

Season	W-L	Date	Results	Home	Visitor	Season	W-L	Date	Results	Home	Visitor			
2010-11	2-0	2/15/11	W	Grizzlies	102	Philadelphia	2002-03	0-2	2/26/03	L	Philadelphia	111	Grizzlies	107
		1/28/11	W	Philadelphia	94	Grizzlies				11/20/02	L	Grizzlies	88	Philadelphia
2009-10	1-1	4/10/10	L	Grizzlies	101	Philadelphia	2001-02	2-0	12/8/01	W	Grizzlies	92	Philadelphia	83
		11/20/09	W	Philadelphia	97	Grizzlies				12/2/01	W	Philadelphia	87	Grizzlies
2008-09	0-2	3/7/09	L	Grizzlies	105	Philadelphia	2000-01	0-2	2/21/01	L	Philadelphia	107	Grizzlies	91
		2/11/09	L	Philadelphia	91	Grizzlies				12/9/00	L	Grizzlies	79	Philadelphia
2007-08	0-2	2/13/08	L	Philadelphia	102	Grizzlies	1999-00	0-2	3/8/00	L	Philadelphia	107	Grizzlies	90
		12/22/07	L	Grizzlies	97	Philadelphia				12/27/99	L	Grizzlies	93	Philadelphia
2006-07	1-1	3/2/07 (ot)	L	Philadelphia	117	Grizzlies	1998-99	0-1	3/24/99 (ot)	L	Grizzlies	90	Philadelphia	95
		1/17/07	W	Grizzlies	118	Philadelphia	1997-98	0-2	1/13/98	L	Philadelphia	107	Grizzlies	89
2005-06	0-2	3/12/06	L	Grizzlies	91	Philadelphia			1/1/98	L	Grizzlies	104	Philadelphia	115
		1/20/06 (ot)	L	Philadelphia	89	Grizzlies	1996-97	0-2	2/28/97	L	Grizzlies	100	Philadelphia	104
2004-05	2-0	2/9/05	W	Philadelphia	95	Grizzlies			11/30/96	L	Philadelphia	96	Grizzlies	90
		12/3/04	W	Grizzlies	94	Philadelphia	1995-96	1-1	1/29/96	L	Philadelphia	103	Grizzlies	92
2003-04	2-0	3/16/04	W	Grizzlies	82	Philadelphia			1/5/96 (ot)	W	Grizzlies	103	Philadelphia	102
		1/17/04	W	Philadelphia	87	Grizzlies								

## 2010-11 Season Series Statistics

## MEMPHIS VS. PHILADELPHIA

PLAYER	G-GS	MIN	FG-FGA	PCT	3FG-FGA	PCT	FT-FTA	PCT	OFF	DEF	TOT	AST	PF-DQ	STL	TO	BLK	PTS	AVG	HI
Randolph	2-2	74	13-28	.464	0-1	.000	17-19	.895	9	13	22	9	5-0	3	2	1	43	21.5	22
Conley	2-2	74	15-32	.469	4-8	.500	1-3	.333	0	7	7	2-0	2-0	6	2	2	35	17.5	22
Gay	2-2	53	12-22	.545	0-1	.000	3-6	.500	4	5	9	5	2-0	3	2	2	27	13.5	16
Young	2-2	66	11-21	.524	1-2	.500	1-1	1.000	3	3	6	1	6-0	3	3	0	24	12.0	12
Gasol	2-2	66	8-17	.471	0-0	---	5-6	.833	1	8	9	8	4-0	2	2	4	21	10.5	12
Allen	2-0	52	7-18	.389	0-0	---	4-4	1.000	4	5	9	2	8-0	4	2	3	18	9.0	10
Arthur	2-0	40	7-18	.389	0-0	---	4-5	.800	2	7	9	1	6-0	1	3	1	18	9.0	9
Battier	1-1	35	3-9	.333	0-4	.000	1-1	1.000	1	1	2	4	1-0	1	2	0	7	7.0	7
Carney	1-0	8	2-4	.500	2-2	1.000	0-0	---	1	4	5	0	1-0	0	0	0	6	6.0	6
Powe	1-0	10	2-2	1.000	0-0	---	2-3	.667	0	1	1	0	3-0	0	0	0	6	6.0	6
Mayo	1-0	6	1-4	.250	1-2	.500	0-0	---	0	0	0	0	1-0	0	0	0	3	3.0	3
Thabeet	1-0	11	1-1	1.000	0-0	---	0-0	---	2	2	4	0	0-0	2	0	1	2	2.0	2
Vasquez	2-0	19	2-6	.333	0-3	.000	0-0	---	1	2	3	4	1-0	1	3	0	4	2.0	2
Henry	2-0	7	1-3	.333	0-0	---	1-1	1.000	0	0	0	0	0-0	0	0	0	3	1.5	3
Williams	1-0	12	1-2	.500	1-2	.500	0-0	---	0	0	0	2	0-0	0	0	1	3	3.0	3
GRIZZLIES	2	480	79-172	.459	7-19	.368	36-45	.800	26	52	78	39	35-0	25	21	15	201	100.5	102

## PHILADELPHIA VS. MEMPHIS

PLAYER	G-GS	MIN	FG-FGA	PCT	3FG-FGA	PCT	FT-FTA	PCT	OFF	DEF	TOT	AST	PF-DQ	STL	TO	BLK	PTS	AVG	HI
Young	2-0	51	13-22	.591	0-0	---	6-9	.667	4	4	8	0	3-0	1	3	2	32	16.0	23
Brand	2-2	73	12-23	.522	0-0	---	4-6	.667	5	12	17	2	6-0	2	5	5	28	14.0	15
Williams	2-0	48	7-22	.318	3-8	.375	10-11	.909	2	4	6	7	4-0	1	2	0	27	13.5	18
Holiday	2-2	77	10-21	.476	4-7	.571	2-2	1.000	0	6	6	8	4-0	3	7	1	26	13.0	16
Meeks	2-2	47	7-15	.467	7-11	.636	3-3	1.000	0	3	3	3	4-0	0	3	1	24	12.0	16
Iguodala	2-2	71	7-16	.438	1-5	.200	6-7	.857	3	12	15	13	3-0	2	6	2	21	10.5	12
Speights	1-0	10	2-5	.400	0-0	---	1-2	.500	2	0	2	0	3-0	0	0	0	5	5.0	5
Turner	2-0	47	4-13	.308	0-0	---	1-1	1.000	2	3	5	3	3-0	1	2	0	9	4.5	7
Hawes	2-2	44	4-10	.400	0-1	.000	0-0	---	5	7	12	0	6-0	0	5	2	8	4.0	6
Battie	1-0	3	1-3	.333	1-1	1.000	0-0	---	1	0	1	0	2-0	0	1	0	3	3.0	3
Songaila	1-0	8	1-1	1.000	0-0	---	0-0	---	0	2	2	0	1-0	0	1	0	2	2.0	2
76ERS	2	480	68-151	.450	16-33	.485	33-41	.805	24	53	77	36	39-0	10	39	13	185	92.5	94



US Airways Center – 18,422 (1992)

201 E. Jefferson St.

Phoenix, AZ 85004

(602) 379-7900

www.suns.com

## SCHEDULE

Saturday, January 28, 2012 at Phoenix

Saturday, March 10, 2012 at Phoenix

Wednesday, April 11, 2012 at Memphis

## DIRECTORY

**Managing Partner:** Robert Sarver

**Chairman:** Jerry Colangelo

**President of Basketball Operations:** Lon Babby

**Head Coach:** Alvin Gentry

**Assistant Coaches:** Elston Turner  
Bill Cartwright  
Dan Majerle  
Igor Kokoskov  
Noel Gillespie

**Head Athletic Trainer:** Aaron Nelson

**Basketball Communications Staff:** Julie Fie  
DC Headley  
Vince Kozar

## GENERAL INFORMATION

**Radio – KTAR 620 AM:** Al McCoy (play-by-play)  
Tim Kempton (analyst)

**Spanish Radio – KSUN 1400 AM:** Ivan Valenzuela (play-by-play)  
Arturo Ochoa (analyst)

**Television – FS Arizona:** TBA  
Eddie Johnson (analyst)  
Scott Williams (analyst)

**Team Colors:** Purple, Orange, Black

## BACKGROUND

Founded: 1968-69

NBA Seasons: 43

All-Time NBA Regular Season Record: 1,954-1,540 (.559)

2010-11 Record: 40-42 (2nd in Pacific Division)

2011 Playoffs: Did Not Qualify

## Grizzlies Players Career Stats vs. Phoenix

PLAYER	G-GS	MIN	FG-FGA	PCT	3FG-FGA	PCT	FT-FTA	PCT	OFF	DEF	TOT	AST	PF-DQ	STL	TO	BLK	PTS	AVG	HI
Gay	18-16	684	139-293	.474	30-66	.455	65-76	.855	29	68	97	28	49-1	18	39	19	373	20.7	36
Mayo	11-10	406	75-167	.449	26-65	.400	30-33	.909	3	31	34	32	23-0	14	31	2	206	18.7	33
Randolph	29-22	881	217-424	.512	4-14	.286	85-104	.817	117	171	288	38	74-0	27	72	9	523	18.0	36
Gasol	11-11	351	62-109	.569	0-1	.000	39-61	.639	32	55	87	19	43-1	7	25	13	163	14.8	26
Henry	2-1	58	8-20	.400	0-2	.000	6-7	.857	0	1	1	1	3-0	2	2	1	22	11.0	14
Conley	14-13	456	59-150	.393	11-36	.306	18-30	.600	2	38	40	91	41-1	32	28	1	147	10.5	19
Allen	8-4	169	28-57	.491	3-5	.600	14-16	.875	12	11	23	19	22-0	17	13	0	73	9.1	18
Young	7-0	98	20-38	.526	4-7	.571	16-20	.800	7	14	21	3	11-0	3	8	0	60	8.6	22
Arthur	8-4	165	21-49	.429	0-1	.000	6-8	.750	18	32	50	5	19-0	8	10	6	48	6.0	12
Vasquez	1-0	9	1-3	.333	0-1	.000	0-0	---	0	0	0	2	0-0	1	0	0	2	2.0	2



## GRIZZLIES VS SUNS SERIES RECORDS

<b>Record</b>	<b>W-L</b>	<b>Current Streak</b>	<b>Last home win:</b> 11/8/10 (109-99)
<b>Overall</b>	<b>16-44</b>	<b>Grizzlies, two wins</b>	<b>Last home loss:</b> 2/16/10 (95-109)
<b>Home</b>	<b>10-19</b>	<b>Grizzlies, one win</b>	<b>Last road win:</b> 12/8/10 (104-98)
<b>Road</b>	<b>6-25</b>	<b>Grizzlies, one win</b>	<b>Last road loss:</b> 11/5/10 (118-123, 2ot)
			<b>Largest margin of victory:</b> 25, 1/2/10 (128-103)
			<b>Largest margin of defeat:</b> 32, 1/5/01 (76-108)

## All-Time Series

Season	W-L	Date	Results	Home	Visitor	Season	W-L	Date	Results	Home	Visitor
2010-11	2-1	12/8/10 (ot)	W	Phoenix	Grizzlies 98	2001-02	1-3	2/21/02	L	Grizzlies	72
		11/8/10	W	Grizzlies	Phoenix 109			1/10/02	W	Phoenix	96
		11/5/10 (2ot)	W	Phoenix	Grizzlies 123			11/23/01	L	Grizzlies	89
2009-10	2-2	21/6/10	L	Grizzlies	95			11/6/01	L	Phoenix	113
		1/18/10	W	Grizzlies	125	2000-01	1-3	1/31/01	L	Phoenix	101
		1/2/10	W	Phoenix	103			1/5/01	L	Phoenix	108
		11/25/09	L	Phoenix	126			12/26/00	L	Grizzlies	95
2008-09	1-3	4/13/09	L	Phoenix	119			11/29/00 (2ot)	W	Grizzlies	109
		4/10/09	W	Grizzlies	106	1999-00	0-4	1/23/00	L	Phoenix	122
		12/30/08	L	Grizzlies	89			3/17/00	L	Grizzlies	86
		11/10/08	L	Phoenix	107			2/8/00	L	Phoenix	94
2007-08	0-3	4/8/08	L	Grizzlies	113			1/12/00	L	Grizzlies	92
		3/11/08	L	Phoenix	132			5/1/99	L	Phoenix	107
		2/26/08	L	Grizzlies	113			3/22/99	L	Phoenix	89
2006-07	0-4	4/3/07	L	Grizzlies	111			2/25/99	L	Grizzlies	86
		3/26/07	L	Phoenix	105	1997-98	0-4	4/12/98	L	Grizzlies	106
		1/15/07	L	Grizzlies	122			3/29/98	L	Phoenix	106
		11/11/06	L	Phoenix	96			12/26/97	L	Grizzlies	100
2005-06	2-1	2/8/06	L	Phoenix	108			12/9/97	L	Phoenix	107
		12/17/05	W	Grizzlies	91	1996-97	2-2	4/1/97	W	Phoenix	107
		11/16/05	W	Phoenix	103			12/28/96	L	Grizzlies	98
2004-05	2-2	3/20/05	L	Grizzlies	91			12/15/96	L	Phoenix	103
		2/1/05	W	Grizzlies	108			11/14/96	W	Grizzlies	92
		1/19/05	W	Phoenix	79	1995-96	0-4	4/7/96	L	Grizzlies	92
		12/23/04	L	Phoenix	109			2/19/96 (ot)	L	Phoenix	98
2003-04	2-2	4/11/04	L	Phoenix	89			12/22/95	L	Grizzlies	80
		4/2/04	W	Grizzlies	109			12/5/95	L	Phoenix	112
		2/20/04	W	Grizzlies	97					Grizzlies	108
		11/7/03	L	Phoenix	96					Grizzlies	84
2002-03	1-3	3/26/03	L	Grizzlies	99					Phoenix	101
		1/10/03	L	Phoenix	96					Grizzlies	90
		12/8/02	W	Grizzlies	102					Phoenix	94
		12/4/02	L	Phoenix	98					Grizzlies	85

## 2010-11 Season Series Statistics

## MEMPHIS VS. PHOENIX

PLAYER	G-GS	MIN	FG-FGA	PCT	3FG-FGA	PCT	FT-FTA	PCT	OFF	DEF	TOT	AST	PF-DQ	STL	TO	BLK	PTS	AVG	HI
Gay	3-3	138	26-55	.473	6-14	.429	12-14	.857	5	11	16	6	13-1	3	8	4	70	23.3	26
Randolph	3-3	125	27-46	.587	1-2	.500	14-17	.824	16	35	51	5	11-0	5	7	0	69	23.0	34
Mayo	3-2	106	14-35	.400	4-11	.364	13-15	.867	1	10	11	7	6-0	2	6	2	45	15.0	23
Conley	3-3	127	18-44	.409	1-6	.167	6-12	.500	0	6	6	27	7-0	12	11	1	43	14.3	16
Gasol	3-3	101	20-25	.800	0-0	---	3-5	.600	11	12	23	5	16-1	3	10	2	43	14.3	26
Henry	2-1	58	8-20	.400	0-2	.000	6-7	.857	0	1	1	3-0	2	2	1	22	11.0	14	
Battier	1-1	29	3-13	.231	2-8	.250	2-2	1.000	3	3	6	4	4-0	0	1	1	10	10.0	10
Arthur	3-0	75	9-20	.450	0-1	.000	6-8	.750	10	13	23	2	6-0	4	8	3	24	8.0	12
Allen	1-0	14	2-6	.333	0-0	---	1-2	.500	0	0	0	2	2-0	2	1	0	5	5.0	5
Carney	1-0	17	1-3	.333	1-1	1.000	1-2	.500	0	1	1	0	2-0	0	1	0	4	4.0	4
Smith	1-0	16	1-5	.200	0-2	.000	0-0	---	0	0	0	5	1-0	0	0	1	2	2.0	2
Vasquez	1-0	9	1-3	.333	0-1	.000	0-0	---	0	0	0	2	0-0	1	0	0	2	2.0	2
Young	3-0	18	2-7	.286	1-3	.333	0-0	---	1	4	5	0	6-0	1	1	0	5	1.7	3
Law	2-0	20	0-4	.000	0-1	.000	3-4	.750	2	1	3	6	3-0	2	1	0	3	1.5	3
Thabeet	1-0	2	0-0	---	0-0	---	0-0	---	0	1	1	0	1-0	0	0	0	0	0.0	0
GRIZZLIES	3	795	127-265	.479	13-41	.317	64-84	.762	46	94	140	63	74-2	37	58	13	331	110.3	118

## PHOENIX VS. MEMPHIS

PLAYER	G-GS	MIN	FG-FGA	PCT	3FG-FGA	PCT	FT-FTA	PCT	OFF	DEF	TOT	AST	PF-DQ	STL	TO	BLK	PTS	AVG	HI
Richardson	3-3	96	22-58	.379	8-20	.400	7-10	.700	6	8	14	3	8-0	4	4	0	59	19.7	38
Carter	1-1	29	6-8	.750	3-4	.750	4-5	.800	0	2	2	1	5-0	1	2	0	19	19.0	19
Nash	3-3	101	19-41	.463	4-17	.235	10-12	.833	4	6	10	27	4-0	3	19	0	52	17.3	25
Turkoglu	3-2	81	14-26	.538	10-21	.476	3-4	.750	2	11	13	3	11-0	2	5	3	41	13.7	18
Warrick	3-0	96	15-20	.750	0-0	---	11-19	.579	6	8	14	2	6-0	1	3	0	41	13.7	16
Dragic	3-0	71	14-27	.519	3-12	.250	6-10	.600	0	4	4	11	5-0	2	12	2	37	12.3	17
Hill	3-3	77	13-26	.500	0-0	.000	5-6	.833	12	11	23	8	6-0	1	8	0	31	10.3	19
Gortat	1-0	22	3-4	.750	0-0	---	2-4	.500	2	2	4	1	4-0	0	1	2	8	8.0	8
Brooks	2-0	38	4-16	.250	0-6	.000	7-7	1.000	1	2	3	5	2-0	1	5	0	15	7.5	9
Dudley	3-0	68	7-22	.318	2-11	.182	5-6	.833	5	6	11	2	6-0	7	3	1	21	7.0	9
Pietrus	1-0	21	2-6	.333	1-5	.200	1-2	.500	1	3	4	0	2-0	2	2	1	6	6.0	6
Childress	3-0	56	8-16	.500	0-0	---	1-5	.200	11	6	17	3	2-0	1	3	2	17	5.7	7
Frye	3-1	90	4-20	.200	3-14	.214	4-6	.667	3	22	25	2	10-0	3	2	2	15	5.0	11
Barron	1-0	21	1-6	.167	0-0	---	2-2	1.000	2	3	5	0	2-0	2	0	0	4	4.0	4
Lopez	2-2	27	1-6	.167	0-0	---	0-0	---	2	4	6	0	4-0	0	4	2	2	2.0	2
Siler	1-0	10	0-1	.000	0-0	---	0-0	---	0	1	1	1	0	1	3	0	0	0.0	0
SUNS	3	795	118-269	.439	30-96	.313	54-80	.675	53	90	143	62	65-0	27	67	12	320	106.7	123





Rose Garden – 20,796 (1995)  
One Center Court, Suite 200  
Portland, OR 97227  
(503) 234-9291  
www.trailblazers.com

## SCHEDULE

Tuesday, January 24, 2012 at Portland  
Thursday, March 22, 2012 at Portland  
Saturday, April 21, 2012 at Memphis

## DIRECTORY

**Owner:** Paul Allen  
**President:** Larry Miller  
**Chief Operating Officer:** Sarah Mensah  
**Acting General Manager/  
Director of College Scouting:** Chad Buchanan  
**Head Coach:** Nate McMillan  
**Assistant Coaches:** Bernie Bickerstaff  
Bob Ociepk  
Buck Williams  
Kaleb Canales  
**Head Athletic Trainer:** Geoff Clark  
**Communications Staff:** Traci Rose  
Jim Taylor  
Collin Romer

## GENERAL INFORMATION

**Radio – The Game (750 AM):** Brian Wheeler (play-by-play)  
Antonio Harvey (analyst)  
**Television – KGW (Channel 8)/  
Comcast SportsNet (Cable):** Mike Barrett (play-by-play)  
Mike Rice (analyst)  
**Team Colors:** Scarlet, Black, White

## BACKGROUND

Founded: 1970-71  
NBA Seasons: 41  
All-Time NBA Regular Season Record: 1,781-1,549 (.535)  
2010-11 Record: 48-34 (3rd in Northwest Division)  
2011 Playoffs: Eliminated by Dallas (4-2) in the first round of the  
Western Conference Playoffs

## Grizzlies Players Career Stats vs. Portland

PLAYER	G-GS	MIN	FG-FGA	PCT	3FG-FGA	PCT	FT-FTA	PCT	OFF	DEF	TOT	AST	PF-DQ	STL	TO	BLK	PTS	AVG	HI
Randolph	9-9	358	79-166	.476	3-11	.273	40-50	.800	37	69	106	8	20-0	12	13	1	201	22.3	38
Mayo	11-10	416	83-167	.497	21-47	.447	12-21	.571	2	27	29	38	25-0	10	20	1	199	18.1	31
Gay	17-15	633	114-240	.475	18-48	.375	38-53	.717	22	66	88	33	47-1	19	35	19	284	16.7	31
Gasol	11-11	388	47-90	.522	0-0	---	41-59	.695	27	65	92	21	43-1	5	18	17	135	12.3	20
Conley	13-12	412	56-128	.438	16-37	.432	17-22	.773	8	30	38	63	25-1	13	32	1	145	11.2	20
Allen	13-1	205	36-65	.554	3-7	.429	9-13	.692	11	24	35	9	31-0	16	22	2	84	6.5	22
Young	6-1	103	13-28	.464	2-4	.500	5-7	.714	6	10	16	5	9-0	2	2	0	33	5.5	13
Vasquez	3-0	49	3-16	.188	1-7	.143	4-6	.667	1	3	4	5	6-0	2	5	0	11	3.7	6
Arthur	8-4	113	12-32	.375	0-0	---	5-5	1.000	11	12	23	2	20-0	2	4	5	29	3.6	8
Henry	2-1	23	1-6	.167	0-2	.000	0-0	---	1	0	1	2	1-0	1	2	0	2	1.0	2



## GRIZZLIES VS TRAIL BLAZERS SERIES RECORDS

Record	W-L	Current Streak
Overall	22-38	Portland, one win
Home	12-19	Grizzlies, one win
Road	10-19	Portland, one win

Last home win:	12/13/10 (86-73)
Last home loss:	11/16/10 (99-100)
Last road win:	1/5/10 (109-105)
Last road loss:	4/12/11 (89-102)
Largest margin of victory:	21, 3/14/05 (104-83)
Largest margin of defeat:	38, 1/24/02 (82-120)

## All-Time Series

Season	W-L	Date	Results	Home	Visitor	Season	W-L	Date	Results	Home	Visitor		
2010-11	1-2	4/12/11	L	Portland	Grizzlies 102	2002-03	1-3	4/11/03	W	Grizzlies	96	Portland	93
		12/13/10	W	Grizzlies	86			Portland	73	1/20/03	L	Grizzlies	87
2009-10	2-2	11/16/10	L	Grizzlies	99	Portland	100	1/15/03	L	Portland	100	Grizzlies	92
		3/1/10	L	Grizzlies	93	Portland	103	11/6/02	L	Portland	94	Grizzlies	88
		1/5/10	W	Portland	105	Grizzlies	109	4/11/02	W	Grizzlies	102	Portland	99
		11/27/09	W	Portland	96	Grizzlies	106	3/25/02	W	Portland	100	Grizzlies	103
		11/10/09	L	Grizzlies	79	Portland	93	1/24/02	L	Portland	120	Grizzlies	82
2008-09	0-4	4/7/09	L	Grizzlies	93	Portland	96	11/15/01	L	Grizzlies	85	Portland	101
		3/28/09	L	Portland	86	Grizzlies	66	4/12/01	L	Grizzlies	87	Portland	100
		3/16/09	L	Grizzlies	92	Portland	103	3/9/01	W	Grizzlies	95	Portland	85
		2/18/09	L	Portland	94	Grizzlies	90	3/6/01	W	Portland	97	Grizzlies	105
2007-08	0-3	4/15/08	L	Portland	113	Grizzlies	91	12/29/00	L	Portland	104	Grizzlies	81
		12/3/07	L	Grizzlies	105	Portland	106	4/8/00	L	Portland	98	Grizzlies	85
2006-07	2-2	11/9/07	L	Portland	110	Grizzlies	98	4/6/00	W	Grizzlies	89	Portland	87
		3/29/07	W	Portland	92	Grizzlies	96	3/9/00	L	Portland	101	Grizzlies	81
		2/23/07	W	Portland	102	Grizzlies	103	11/2/99	L	Grizzlies	86	Portland	106
		1/27/07 (2ot)	L	Grizzlies	132	Portland	135	4/6/99	L	Portland	98	Grizzlies	89
		12/13/06	L	Grizzlies	79	Portland	85	3/8/99	L	Grizzlies	73	Portland	92
2005-06	2-1	12/30/05	W	Portland	90	Grizzlies	93	2/8/99	L	Grizzlies	76	Portland	95
		12/21/05	W	Grizzlies	89	Portland	79	4/11/98 (ot)	W	Grizzlies	105	Portland	96
		11/22/05	L	Grizzlies	87	Portland	95	3/26/98	L	Portland	108	Grizzlies	102
2004-05	3-1	3/14/05	W	Grizzlies	104	Portland	83	12/21/97	W	Grizzlies	88	Portland	86
		3/12/05	L	Portland	80	Grizzlies	66	12/19/97	L	Portland	96	Grizzlies	91
		2/11/05	W	Grizzlies	88	Portland	82	4/17/97	L	Grizzlies	73	Portland	105
		11/17/04	W	Portland	82	Grizzlies	101	3/28/97	L	Portland	115	Grizzlies	81
		3/3/04	W	Portland	88	Grizzlies	97	12/12/96	L	Portland	99	Grizzlies	78
2003-04	2-2	1/28/04	L	Grizzlies	76	Portland	88	11/1/96	L	Grizzlies	85	Portland	114
		12/7/03	L	Grizzlies	93	Portland	79	4/14/96	L	Grizzlies	79	Portland	81
		11/5/03	L	Portland	93	Grizzlies	87	4/2/96	L	Portland	101	Grizzlies	85
									12/15/95 (ot)	W	Grizzlies	104	Portland
								11/3/95	W	Portland	80	Grizzlies	92

## 2010-11 Season Series Statistics

## MEMPHIS VS. PORTLAND

PLAYER	G-GS	MIN	FG-FGA	PCT	3FG-FGA	PCT	FT-FTA	PCT	OFF	DEF	TOT	AST	PF-DQ	STL	TO	BLK	PTS	AVG	HI
Randolph	2-2	81	15-32	.469	0-1	.000	14-21	.667	13	21	34	2	2-0	3	3	0	44	22.0	25
Gay	2-2	79	15-29	.517	3-5	.600	3-3	1.000	5	8	13	6	3-0	4	5	1	36	18.0	20
Conley	3-3	95	16-36	.444	4-11	.364	8-8	1.000	0	7	7	11	3-0	3	8	0	44	14.7	17
Mayo	3-2	96	17-36	.472	7-14	.500	3-7	.429	0	9	9	7	5-0	1	6	1	44	14.7	17
Battier	1-0	30	4-6	.667	2-2	1.000	2-2	1.000	0	1	1	2	2-0	0	1	0	12	12.0	12
Haddadi	1-0	20	4-8	.500	0-0	---	1-2	.500	4	6	10	1	3-0	0	4	1	9	9.0	9
Gasol	3-3	89	10-23	.435	0-0	---	6-9	.667	7	15	22	6	12-0	1	4	5	26	8.7	11
Young	2-1	44	6-11	.545	2-3	.667	2-3	.667	2	3	5	3	4-0	2	0	0	16	8.0	13
Carney	2-0	34	5-7	.714	3-3	1.000	2-2	1.000	1	5	6	0	2-0	2	1	1	15	7.5	10
Arthur	3-1	55	7-15	.467	0-0	---	4-4	1.000	6	6	12	2	10-0	1	4	1	18	6.0	8
Smith	1-0	13	3-6	.500	0-0	---	0-0	---	0	0	0	2	1-0	0	1	0	6	6.0	6
Vasquez	3-0	49	3-16	.188	1-7	.143	4-6	.667	1	3	4	5	6-0	2	5	0	11	3.7	6
Allen	2-0	27	2-7	.286	0-0	---	0-0	---	1	3	4	2	5-0	3	2	1	4	2.0	2
Powe	1-0	12	0-4	.000	0-0	---	0-0	---	3	3	5	0	2-0	0	2	0	2	2.0	2
Henry	2-1	23	1-6	.167	0-2	.000	0-0	---	1	0	1	2	1-0	1	2	0	2	1.0	2
Thabest	1-0	6	0-0	---	0-0	---	0-0	---	0	3	3	0	0-0	0	0	1	0	0.0	0
GRIZZLIES	3	720	103-235	.438	19-45	.422	49-71	.690	42	88	130	51	59-0	21	48	11	274	91.3	99

## PORTLAND VS. MEMPHIS

PLAYER	G-GS	MIN	FG-FGA	PCT	3FG-FGA	PCT	FT-FTA	PCT	OFF	DEF	TOT	AST	PF-DQ	STL	TO	BLK	PTS	AVG	HI
Matthews	3-3	114	24-50	.480	10-20	.500	3-5	.600	3	7	10	4	5-0	6	5	1	61	20.3	30
Aldridge	3-3	99	25-46	.543	0-0	---	8-9	.889	6	15	21	4	14-0	3	2	4	58	19.3	23
Miller	3-3	107	14-30	.467	0-0	---	14-16	.875	3	7	10	26	4-0	8	10	1	42	14.0	19
Wallace	1-1	35	5-11	.455	1-3	.333	3-3	1.000	0	4	4	2	5-0	2	4	0	14	14.0	14
Batum	3-1	72	9-26	.346	2-9	.222	7-8	.875	4	7	11	2	5-0	3	3	2	27	9.0	16
Fernandez	3-0	66	7-20	.350	6-17	.353	5-6	.833	1	3	4	5	2-0	1	2	1	25	8.3	18
Camby	3-3	96	7-23	.304	0-0	---	2-4	.500	16	26	42	6	8-0	1	5	9	16	5.3	6
Cunningham	2-0	34	5-9	.556	0-0	---	0-0	---	5	4	9	1	7-0	2	3	4	10	5.0	6
Roy	2-1	54	4-20	.200	0-5	.000	1-1	1.000	3	3	6	10	5-0	2	2	1	9	4.5	7
Barron	1-0	1	1-1	1.000	0-0	---	0-0	---	0	1	1	0	0-0	0	0	0	2	2.0	2
Mills	2-0	10	2-3	.667	1-1	1.000	1-2	.500	0	0	0	1	1-0	0	1	0	6	3.0	4
Marks	2-0	12	1-1	1.000	0-0	---	0-0	---	0	3	3	0	4-0	0	1	0	2	1.0	2
Przybilla	1-0	8	0-0	---	0-0	---	0-0	---	1	1	0	1	1-0	0	1	0	1	1.0	1
A. Johnson	3-0	13	1-6	.167	0-0	---	0-0	---	0	0	0	5	1-0	0	3	0	2	0.7	2
C. Johnson	1-0	1	0-0	---	0-0	---	0-0	---	0	0	0	0	0-0	0	0	0	0	0.0	0
TRAIL BLAZERS	3	720	105-246	.427	20-55	.364	45-56	.804	41	81	122	66	62-0	28	43	24	275	91.7	102

INTRO

PLAYERS

OWNERSHIP

FRONT OFFICE

MEDIA

COMMUNITY INVESTMENT

HISTORY

PLAYOFFS

REVIEW

OPPONENTS

NBA



Power Balance Pavilion – 17,317 (1988)  
 One Sports Parkway  
 Sacramento, CA 95834  
 (916) 928-0000  
 www.kings.com

## SCHEDULE

**Tuesday, January 3, 2012 at Memphis**  
**Saturday, January 21, 2012 at Memphis**  
**Tuesday, March 20, 2012 at Sacramento**

## DIRECTORY

**Ownership:** Maloof Sports and Entertainment  
**President, Basketball Operations:** Geoff Petrie  
**President:** Matina Kolokotronis  
**Head Coach:** Paul Westphal  
**Assistant Coaches:** Jim Eyen  
 Keith Smart  
 Bobby Jackson  
**Director of Sports Medicine:** Pete Youngman  
**Media Relations Staff:** Troy Hanson  
 Darrin May  
 Darryl Arata  
 Devin Blankenship  
 Chris Clark

## GENERAL INFORMATION

**Radio – KHTK (1140 AM):** Gary Gerould (play-by-play)  
**Television/Cable –**  
**Comcast SportsNet:** Grant Napear (play-by-play)  
 Jerry Reynolds (analyst)  
 Jim Gray, Bill Walton  
**Team Colors:** Purple, Silver, Black

## BACKGROUND

Founded (NBA): 1948-49 (Rochester Royals)  
 NBA Seasons: 63  
 All-Time NBA Regular Season Record: 2,324-2,651 (.467)  
 2010-11 Record: 24-58 (5th in Pacific Division)  
 2011 Playoffs: Did Not Qualify

## Grizzlies Players Career Stats vs. Sacramento

PLAYER	G-GS	MIN	FG-FGA	PCT	3FG-FGA	PCT	FT-FTA	PCT	OFF	DEF	TOT	AST	PF-DQ	STL	TO	BLK	PTS	AVG	HI
Gay	15-14	542	106-225	.471	22-53	.415	63-86	.733	29	74	103	29	43-0	18	33	13	297	19.8	32
Randolph	28-20	796	191-389	.491	1-11	.091	99-130	.762	74	170	244	49	66-1	21	52	8	482	17.2	35
Mayo	11-8	353	57-143	.399	23-51	.451	39-45	.867	10	31	41	25	30-0	18	23	1	176	16.0	28
Gasol	10-10	338	53-93	.570	0-0	---	38-47	.809	23	40	63	13	27-0	11	21	15	144	14.4	27
Conley	15-15	463	62-142	.437	11-34	.324	34-46	.739	6	45	51	85	38-0	17	30	4	169	11.3	20
Henry	1-0	15	3-6	.500	0-2	.000	3-4	.750	1	1	2	0	0-0	0	0	0	9	9.0	9
Arthur	9-3	150	31-52	.596	0-0	---	6-13	.462	14	22	36	7	21-0	5	6	4	68	7.6	17
Allen	12-5	219	30-61	.492	0-0	---	14-17	.824	7	22	29	21	24-0	15	18	9	74	6.2	13
Young	6-2	100	14-28	.500	0-2	.000	9-12	.750	2	15	17	6	7-0	1	3	1	37	6.2	10
Vasquez	4-0	30	3-7	.429	0-2	.000	1-1	1.000	0	3	3	4	2-0	0	1	1	7	1.8	4



## GRIZZLIES VS KINGS SERIES RECORDS

Record	W-L	Current Streak
Overall	20-41	Grizzlies, two wins
Home	16-14	Grizzlies, three wins
Road	4-27	Sacramento, one win

Last home win:	4/8/11 (101-96)
Last home loss:	2/20/09 (106-115)
Last road win:	11/6/10 (100-91)
Last road loss:	12/29/10 (98-100)
Largest margin of victory:	28, 2/26/11 (120-92)
Largest margin of defeat:	28, 4/6/01 (90-118)

## All-Time Series

Season	W-L	Date	Results	Home	Visitor	Season	W-L	Date	Results	Home	Visitor
2010-11	3-1	4/8/11	W	Grizzlies	101 Sacramento	2002-03	0-4	1/23/03	L	Grizzlies	98 Sacramento
		2/26/11	W	Grizzlies	120 Sacramento			1/12/03	L	Sacramento	106 Grizzlies
		12/29/10	L	Sacramento	100 Grizzlies			11/8/02	L	Sacramento	99 Grizzlies
		11/6/10	W	Sacramento	91 Grizzlies			11/2/02	L	Grizzlies	99 Sacramento
2009-10	2-1	3/22/10	W	Sacramento	85 Grizzlies	2001-02	1-3	4/2/02	L	Grizzlies	83 Sacramento
		11/23/09	W	Grizzlies	116 Sacramento			1/21/02	L	Sacramento	112 Grizzlies
		11/2/09 (ot)	L	Sacramento	127 Grizzlies			12/16/01	L	Sacramento	104 Grizzlies
2008-09	2-2	3/27/09	W	Sacramento	95 Grizzlies			11/26/01	W	Grizzlies	98 Sacramento
		2/20/09	L	Grizzlies	106 Sacramento	2000-01	0-4	4/16/01	L	Sacramento	110 Grizzlies
		11/18/08	W	Grizzlies	109 Sacramento			4/6/01	L	Grizzlies	90 Sacramento
		11/5/08	L	Sacramento	100 Grizzlies			2/2/01	L	Sacramento	105 Grizzlies
2007-08	2-2	3/26/08 (ot)	L	Sacramento	107 Grizzlies			12/22/00	L	Grizzlies	93 Sacramento
		3/22/08	W	Grizzlies	117 Sacramento	1999-00	1-3	2/29/00	L	Sacramento	112 Grizzlies
		2/12/08	W	Grizzlies	107 Sacramento			2/26/00	W	Grizzlies	102 Sacramento
		11/10/08	L	Sacramento	116 Grizzlies			12/15/99	L	Grizzlies	106 Sacramento
2006-07	1-2	4/10/07	L	Grizzlies	100 Sacramento			11/16/99	L	Sacramento	81 Grizzlies
		1/29/07	W	Grizzlies	124 Sacramento	1998-99	0-4	5/5/99	L	Sacramento	99 Grizzlies
		11/15/06	L	Sacramento	115 Grizzlies			4/11/99	L	Grizzlies	88 Sacramento
2005-06	2-2	3/10/06	L	Sacramento	105 Grizzlies			3/2/99	L	Grizzlies	101 Sacramento
		2/15/06	W	Grizzlies	84 Sacramento			2/7/99	L	Sacramento	109 Grizzlies
		2/7/06	L	Sacramento	104 Grizzlies	1997-98	2-2	4/19/98 (ot)	W	Sacramento	108 Grizzlies
		1/10/06	W	Grizzlies	99 Sacramento			3/6/98	L	Grizzlies	96 Sacramento
2004-05	0-3	3/8/05	L	Sacramento	85 Grizzlies			12/9/98	L	Sacramento	94 Grizzlies
		11/30/04	L	Grizzlies	93 Sacramento			11/1/97	W	Grizzlies	97 Sacramento
		11/19/04	L	Sacramento	107 Grizzlies			1/1/97	L	Sacramento	109 Grizzlies
2003-04	2-2	12/3/04	W	Grizzlies	109 Sacramento	1996-97	0-4	4/8/97	L	Grizzlies	101 Sacramento
		12/23/04	L	Sacramento	114 Grizzlies			12/26/96	L	Sacramento	111 Grizzlies
		12/16/04	W	Grizzlies	105 Sacramento			11/18/96	L	Grizzlies	83 Sacramento
		11/25/03	L	Sacramento	109 Grizzlies	1995-96	2-2	4/12/96	W	Grizzlies	99 Sacramento
								3/11/96	L	Sacramento	92 Grizzlies
								2/14/96	W	Grizzlies	93 Sacramento
								12/18/95	L	Sacramento	92 Grizzlies

## 2010-11 Season Series Statistics

## MEMPHIS VS. SACRAMENTO

PLAYER	G-GS	MIN	FG-FGA	PCT	3FG-FGA	PCT	FT-FTA	PCT	OFF	DEF	TOT	AST	PF-DQ	STL	TO	BLK	PTS	AVG	HI
Randolph	4-4	139	43-75	.573	0-1	.000	19-25	.760	23	32	55	10	10-0	6	5	0	105	26.3	35
Gay	2-2	87	17-36	.472	2-5	.400	12-13	.923	3	10	13	4	5-0	3	5	1	48	24.0	32
Gasol	4-4	138	22-45	.489	0-0	---	12-16	.750	6	14	20	3	12-0	4	7	8	56	14.0	21
Mayo	4-1	105	16-46	.348	5-17	.294	8-12	.667	2	13	15	6	8-0	5	8	0	45	11.3	14
Conley	4-4	135	16-42	.381	1-5	.200	6-9	.667	1	14	15	24	11-0	4	8	2	39	9.8	14
Arthur	4-0	56	17-25	.680	0-0	---	3-5	.600	5	6	11	2	8-0	1	2	2	37	9.3	17
Allen	3-3	76	10-19	.526	0-0	---	7-8	.875	2	5	7	7	6-0	5	4	3	27	9.0	13
Henry	1-0	15	3-6	.500	0-2	.000	3-4	.750	1	1	2	0	0-0	0	0	0	9	9.0	9
Young	3-2	63	10-17	.588	0-0	---	2-4	.500	1	10	11	5	4-0	1	1	1	22	7.3	10
Smith	1-0	20	3-5	.600	0-1	.000	0-0	---	2	1	3	6	1-0	1	1	0	6	6.0	6
Williams	1-0	16	3-6	.500	0-2	.000	0-0	---	0	1	1	5	0-0	0	1	0	6	6.0	6
Haddadi	2-0	24	5-12	.417	0-0	---	1-3	.333	4	6	10	1	4-0	0	1	2	11	5.5	10
Battier	2-0	45	2-5	.400	0-2	.000	0-0	---	1	3	4	2	2-0	2	3	4	2	2.0	2
Carney	1-0	3	1-2	.500	0-0	---	0-0	---	1	0	1	0	0-0	1	0	0	2	2.0	2
Vasquez	4-0	30	3-7	.429	0-2	.000	1-1	1.000	0	3	3	4	2-0	0	1	1	7	1.8	4
Thabeet	2-0	17	0-1	.000	0-0	---	1-2	.500	0	1	1	0	3-0	1	1	1	1	0.5	1
Law	1-0	11	0-2	.000	0-1	.000	0-0	---	0	1	1	1	2-0	0	2	0	0	0.0	0
Powe	1-0	3	0-3	.000	0-0	---	0-0	---	1	1	2	0	0-0	0	0	1	0	0.0	0
GRIZZLIES	4	960	168-349	.481	8-37	.216	75-102	.735	51	121	172	75	77-0	33	49	25	419	104.8	120

## SACRAMENTO VS. MEMPHIS

PLAYER	G-GS	MIN	FG-FGA	PCT	3FG-FGA	PCT	FT-FTA	PCT	OFF	DEF	TOT	AST	PF-DQ	STL	TO	BLK	PTS	AVG	HI
Evans	3-3	116	27-56	.482	3-10	.300	10-15	.667	3	18	21	15	4-0	6	13	2	67	22.3	30
Thompton	2-1	70	15-41	.366	1-8	.125	2-3	.667	3	2	5	6	3-0	2	2	0	33	16.5	18
Udrih	4-3	132	22-41	.537	3-11	.273	15-16	.938	1	11	12	20	6-0	0	4	0	62	15.5	24
Garcia	3-2	81	13-28	.464	8-20	.400	4-4	1.000	1	3	4	2	8-0	3	2	2	38	12.7	21
Cousins	4-1	103	15-39	.385	0-0	---	11-19	.579	6	23	29	6	21-1	5	12	2	41	10.3	21
Casspi	3-2	80	10-21	.476	2-10	.200	5-6	.833	5	10	15	2	5-0	3	4	0	27	9.0	10
Taylor	1-1	29	4-9	.444	1-2	.500	0-0	---	1	1	2	3	2-0	0	2	0	9	9.0	9
Dalembert	4-4	117	13-35	.371	0-0	---	8-10	.800	16	27	43	4	17-0	3	15	8	34	8.5	17
Thompson	4-2	82	11-22	.500	0-0	---	4-7	.571	9	8	17	9	12-0	1	5	3	26	6.5	15
Landry	2-1	37	3-10	.300	0-0	---	5-5	1.000	1	1	2	3	6-0	1	5	1	11	5.5	7
Jeter	2-0	33	5-12	.417	0-3	.000	0-0	---	0	2	2	4	0-0	0	4	1	10	5.0	6
Greene	3-0	30	5-8	.625	1-3	.333	1-2	.500	1	4	5	1	1-0	1	2	1	12	4.0	9
Jackson	4-0	49	4-13	.308	0-0	---	1-2	.500	4	8	12	1	8-0	0	4	2	9	2.3	6
Daniels	1-0	18	1-3	.333	0-0	---	0-0	---	0	2	2	0	2-0	2	1	1	2	2.0	2
KINGS	4	960	147-335	.439	19-67	.284	66-89	.742	51	118	169	76	93-1	26	77	21	379	94.8	100



AT&T Center – 18,581 (2002)

One AT&T Center  
San Antonio, TX 78219  
(210) 444-5500  
www.spurs.com

## SCHEDULE

Monday, December 26, 2011 at San Antonio  
Monday, January 30, 2012 at Memphis  
Monday, February 6, 2012 at Memphis  
Thursday, April 12, 2012 at San Antonio

## DIRECTORY

**Chairman & CEO:** Peter M. Holt  
**President of Basketball Operations/Head Coach:** Gregg Popovich  
**President of Sports Franchises/General Manager:** R.C. Buford  
**Assistant Coaches:** Mike Budenholzer  
Don Newman  
Brett Brown  
Chip Engelland  
Chad Forcier  
Jacque Vaughn  
**Head Athletic Trainer:** Will Sevensen  
**Media Services Staff:** Tom James  
Jason Wallace  
Kris Davis

## GENERAL INFORMATION

**Radio – WOAI (1200 AM):** Bill Schoening (play-by-play)  
**Spanish Radio – KCOR (1350 AM):** Paul Castro (play-by-play)  
**Television – KENS (Ch. 5)/KMYS (Ch. 35)/FS Southwest (Ch. 26):** Bill Land (play-by-play)  
Sean Elliott (analyst)  
Malik Rose (analyst)  
Andrew Monaco (studio host/sideline)  
**Team Colors:** Metallic Silver, Black

## BACKGROUND

Founded (ABA/NBA): 1967-68/1976-77 (Dallas Chaparrals)  
NBA Seasons: 35  
All-Time NBA Regular Season Record: 1,714-1,124 (.604)  
2010-11 Record: 61-21 (1st in Southwest Division)  
2011 Playoffs: Eliminated by Memphis (4-2) in the first round of the Western Conference Playoffs

## Grizzlies Players Career Stats vs. San Antonio

PLAYER	G-GS	MIN	FG-FGA	PCT	3FG-FGA	PCT	FT-FTA	PCT	OFF	DEF	TOT	AST	PF-DQ	STL	TO	BLK	PTS	AVG	HI
Mayo	12-9	440	100-191	.524	23-52	.442	19-24	.792	8	31	39	27	20-0	11	28	1	242	20.2	32
Randolph	29-23	893	183-420	.436	6-15	.400	103-135	.763	97	157	254	40	62-0	26	45	7	475	16.4	29
Gay	16-13	526	86-209	.411	9-43	.209	23-36	.639	16	66	82	26	44-1	15	34	8	204	12.8	26
Conley	13-10	409	57-114	.500	6-13	.462	28-37	.757	5	29	34	54	29-0	13	21	4	148	11.4	19
Gasol	11-11	359	45-103	.437	0-2	.000	33-50	.660	31	61	92	33	34-0	8	15	20	123	11.2	17
Allen	10-5	203	38-65	.585	1-7	.143	24-31	.774	13	14	27	8	22-0	8	10	6	101	10.1	23
Arthur	10-0	174	31-71	.437	0-1	.000	8-9	.889	18	20	38	5	23-0	5	8	6	70	7.0	21
Young	8-3	145	21-46	.457	0-0	---	5-5	1.000	6	12	18	6	14-0	4	7	3	47	5.9	11
Vasquez	3-0	25	1-6	.167	1-2	.500	0-0	---	1	0	1	2	0-0	1	1	0	3	1.0	3
Henry	1-0	9	0-2	.000	0-0	---	0-0	---	0	1	1	0	1-0	1	0	0	0	0.0	0





## GRIZZLIES VS SPURS SERIES RECORDS

Record	W-L	Current Streak
Overall	16-47	Grizzlies, two wins
Home	10-22	Grizzlies, two wins
Road	6-25	San Antonio, two wins

Last home win:	3/27/11 (111-104)
Last home loss:	3/6/10 (92-102)
Last road win:	4/9/10 (107-99)
Last road loss:	2/27/11 (88-95)
Largest margin of victory:	16 (twice), 3/1/11 (109-93)*
Largest margin of defeat:	49, 11/8/95 (62-111)

\* Most recent occurrence

## All-Time Series

Season	W-L	Date	Results	Home	Visitor	Season	W-L	Date	Results	Home	Visitor
2010-11	2-2	3/27/11	W	Grizzlies	San Antonio	2002-03	1-3	4/2/03	L	Grizzlies	San Antonio
		3/1/11	W	Grizzlies	San Antonio			1/22/03	L	Grizzlies	San Antonio
		2/27/11	L	San Antonio	Grizzlies			11/22/02	L	San Antonio	Grizzlies
		12/18/10 (ot)	L	San Antonio	Grizzlies			11/4/02 (ot)	L	Grizzlies	San Antonio
2009-10	2-2	4/9/10	W	San Antonio	Grizzlies	2001-02	0-4	4/3/02	L	Grizzlies	San Antonio
		3/6/10	L	Grizzlies	San Antonio			3/12/02	L	San Antonio	Grizzlies
		1/29/10	L	San Antonio	Grizzlies			2/19/02 (ot)	L	San Antonio	Grizzlies
		1/16/10	W	Grizzlies	San Antonio			12/30/01	L	Grizzlies	San Antonio
2008-09	0-4	1/2/09	L	Grizzlies	San Antonio	2000-01	0-4	3/5/01	L	Grizzlies	San Antonio
		12/27/08 (2ot)	L	San Antonio	Grizzlies			1/23/01	L	San Antonio	Grizzlies
		11/28/08	L	San Antonio	Grizzlies			12/3/00	L	Grizzlies	San Antonio
		11/24/08	L	Grizzlies	San Antonio			11/1/00	L	San Antonio	Grizzlies
2007-08	1-3	12/30/07	L	San Antonio	Grizzlies	1999-00	0-4	4/17/00	L	San Antonio	Grizzlies
		12/19/07	W	Grizzlies	San Antonio			4/9/00	L	Grizzlies	San Antonio
		11/23/07	L	San Antonio	Grizzlies			12/30/99	L	Grizzlies	San Antonio
		10/31/07	L	Grizzlies	San Antonio			12/9/99	L	San Antonio	Grizzlies
2006-07	1-3	4/16/07	W	Grizzlies	San Antonio	1998-99	0-3	4/29/99	L	Grizzlies	San Antonio
		1/26/07	L	San Antonio	Grizzlies			4/1/99	L	San Antonio	Grizzlies
		1/7/07	L	Grizzlies	San Antonio			3/20/99 (ot)	L	Grizzlies	San Antonio
		12/20/06	L	San Antonio	Grizzlies	1997-98	0-4	4/16/98	L	Grizzlies	San Antonio
2005-06	0-4	4/9/06	L	San Antonio	Grizzlies			12/30/97	L	Grizzlies	San Antonio
		2/24/06	L	Grizzlies	San Antonio			12/17/97	L	San Antonio	Grizzlies
		1/16/06	L	Grizzlies	San Antonio			11/5/97	L	San Antonio	Grizzlies
		1/14/06	L	San Antonio	Grizzlies	1996-97	3-1	2/12/97	W	San Antonio	Grizzlies
2004-05	3-1	4/16/05	W	Grizzlies	San Antonio			12/30/96	L	Grizzlies	San Antonio
		4/16/05	L	San Antonio	Grizzlies			12/6/96	W	San Antonio	Grizzlies
		2/26/05	W	Grizzlies	San Antonio			11/24/96	W	Grizzlies	San Antonio
		11/22/04	W	Grizzlies	San Antonio	1995-96	0-4	4/16/96	L	Grizzlies	San Antonio
2003-04	3-1	3/9/04	W	Grizzlies	San Antonio			4/10/96	L	San Antonio	Grizzlies
		3/1/04	W	San Antonio	Grizzlies			2/25/96	L	Grizzlies	San Antonio
		12/15/03	L	San Antonio	Grizzlies			11/8/95	L	San Antonio	Grizzlies
		11/3/03	W	Grizzlies	San Antonio						

## 2010-11 Season Series Statistics

## MEMPHIS VS. SAN ANTONIO

PLAYER	G-GS	MIN	FG-FGA	PCT	3FG-FGA	PCT	FT-FTA	PCT	OFF	DEF	TOT	AST	PF-DQ	STL	TO	BLK	PTS	AVG	HI
Randolph	4-4	157	35-82	.427	1-2	.500	21-25	.840	29	30	59	14	5-0	5	5	1	92	23.0	24
Allen	4-4	113	27-38	.711	1-3	.333	13-18	.722	6	7	13	5	14-0	7	7	3	68	17.0	23
Conley	4-4	145	26-48	.542	2-6	.333	8-11	.727	2	10	12	22	12-0	6	11	4	62	15.5	19
Mayo	4-1	110	21-43	.488	9-16	.563	2-4	.500	1	9	10	9	4-0	3	7	1	53	13.3	27
Arthur	4-0	82	19-43	.442	0-1	.000	5-5	1.000	13	8	21	4	10-1	1	5	5	43	10.8	21
Battier	3-0	81	7-15	.467	4-8	.500	2-2	1.000	3	7	10	4	8-0	4	3	0	20	6.7	10
Gasol	4-4	125	11-32	.344	0-2	.000	10-13	.769	4	25	29	18	10-0	2	4	10	32	8.0	11
Young	4-3	84	10-23	.435	0-0	---	3-3	1.000	0	7	7	4	10-0	3	4	0	23	5.8	11
Powe	1-0	7	2-4	.500	0-0	---	1-1	1.000	0	0	0	0	4-0	1	0	0	4	4.0	4
Haddadi	2-0	7	3-3	1.000	0-0	---	2-2	1.000	4	2	6	0	0-0	0	0	0	8	4.0	6
Smith	1-0	9	0-3	.000	0-0	---	1-2	.500	0	0	0	0	1-0	0	0	0	1	1.0	1
Carney	1-0	2	0-1	.000	0-1	.000	0-0	---	0	0	0	0	0-0	0	0	0	0	0.0	0
Williams	2-0	27	2-7	.286	1-3	.333	0-0	---	0	3	3	3	0-0	2	3	0	5	2.5	3
Vasquez	3-0	25	1-6	.167	1-2	.500	0-0	---	1	0	1	2	0-0	1	1	0	3	1.0	3
Henry	1-0	9	0-2	.000	0-0	---	0-0	---	0	1	1	0	1-0	1	0	0	0	0.0	0
Thabeet	1-0	2	0-0	---	0-0	---	0-0	---	0	0	0	0	1-0	0	0	0	0	0.0	0
GRIZZLIES	4	985	164-350	.469	19-44	.432	67-86	.779	63	109	172	85	80-0	35	52	24	414	103.5	111

## SAN ANTONIO VS. MEMPHIS

PLAYER	G-GS	MIN	FG-FGA	PCT	3FG-FGA	PCT	FT-FTA	PCT	OFF	DEF	TOT	AST	PF-DQ	STL	TO	BLK	PTS	AVG	HI
Parker	3-3	90	24-44	.545	2-3	.667	9-17	.529	1	6	7	17	4-0	1	8	0	59	19.7	37
Hill	3-3	95	15-30	.500	3-9	.333	17-20	.850	1	4	5	8	4-0	4	9	0	50	16.7	30
Ginobili	4-4	114	18-43	.419	3-17	.176	22-26	.846	1	11	12	26	9-0	5	9	2	61	15.3	35
Neal	3-0	77	13-29	.448	6-14	.429	4-5	.800	1	9	10	4	6-0	1	2	0	36	12.0	13
Duncan	3-3	96	13-31	.419	0-1	.000	8-9	.889	7	19	26	9	6-0	2	6	10	34	11.3	13
Jefferson	4-4	133	13-24	.542	7-13	.538	4-5	.800	2	18	20	6	11-0	4	8	1	37	9.3	13
Bonner	4-0	93	11-24	.458	8-17	.471	0-0	---	3	7	10	1	9-0	2	5	4	30	7.5	14
Blair	4-3	70	12-21	.571	0-0	---	3-4	.750	8	9	17	4	11-0	5	7	2	27	6.8	9
McDyess	4-1	85	11-18	.611	0-0	---	2-5	.400	6	13	19	2	12-0	5	2	3	24	6.0	9
Quinn	3-0	38	6-15	.400	4-9	.444	0-0	---	1	3	4	2	3-0	0	2	1	16	5.3	10
Splitter	3-1	43	6-11	.545	0-0	---	2-4	.500	7	4	11	4	5-0	0	1	2	14	4.7	7
Anderson	3-0	34	3-9	.333	2-6	.333	1-2	.500	0	4	4	0	1-0	0	1	0	9	3.0	7
Novak	2-0	10	2-4	.500	1-2	.500	2-2	1.000	1	0	1	0	1-0	0	0	0	7	3.5	7
Udoka	1-0	8	0-2	.000	0-0	---	0-0	---	0	1	1	2	1-0	0	2	0	0	0.0	0
SPURS	4	985	147-305	.482	36-91	.396	74-99	.747	39	108	147	85	83-0	29	66	25	404	101.0	112

INTRO

PLAYERS

OWNERSHIP

FRONT OFFICE

MEDIA

COMMUNITY INVESTMENT

HISTORY

PLAYOFFS

REVIEW

OPPONENTS

NBA



Air Canada Centre – 19,800 (1999)  
 40 Bay St.  
 Toronto, Ontario, Canada  
 M5J 2X2  
 (416) 815-5600  
[www.raptors.com](http://www.raptors.com)

## SCHEDULE

Friday, March 2, 2012 at Toronto  
 Friday, March 16, 2012 at Memphis

## DIRECTORY

**Chairman of the Board,**  
**Maple Leaf Sports & Entertainment:** Larry Tanenbaum  
**President and General Manager:** Bryan Colangelo  
**Head Coach:** Dwane Casey  
**Assistant Coaches:** Johnny Davis  
 Tom Sterner  
 Scott Roth  
 Micah Nori  
**Assistant Coach/  
 Basketball Development:** Eric Hughes  
**Head Athletic Trainer:** Scott McCullough  
**Media Relations Staff:** Jim LaBumard  
 Roven Yau  
 Phil Summers

## GENERAL INFORMATION

**Radio – The FAN (590 AM):** Paul Jones (play-by-play)  
 Eric Smith (analyst)  
**Television – TSN, TSN2,  
 Sportsnet, Sportsnet One:** Matt Devlin (play-by-play)  
 Leo Rautins (analyst)  
 Jack Armstrong (analyst)  
**Team Colors:** Red, Black, Silver

## BACKGROUND

Founded: 1995-96  
 NBA Seasons: 16  
 All-Time NBA Regular Season Record: 524-756 (.409)  
 2010-11 Record: 22-60 (5th in Atlantic Division)  
 2011 Playoffs: Did Not Qualify

## Grizzlies Players Career Stats vs. Toronto

PLAYER	G-GS	MIN	FG-FGA	PCT	3FG-FGA	PCT	FT-FTA	PCT	OFF	DEF	TOT	AST	PF-DQ	STL	TO	BLK	PTS	AVG	HI
Gay	9-8	348	61-131	.466	9-25	.360	26-35	.743	12	47	59	17	20-0	11	17	10	157	17.4	29
Randolph	19-16	586	131-274	.478	2-11	.182	59-71	.831	44	101	145	51	45-0	13	44	2	323	17.0	33
Mayo	6-4	212	33-83	.398	11-33	.333	17-19	.895	4	26	30	13	10-0	3	12	4	94	15.7	22
Gasol	6-6	189	27-49	.551	0-0	---	20-28	.714	12	31	43	12	24-0	8	17	10	74	12.3	19
Conley	6-5	205	23-53	.434	2-8	.250	15-23	.652	4	24	28	40	6-0	4	13	2	63	10.5	15
Allen	19-4	381	55-100	.550	3-9	.333	42-57	.737	14	42	56	35	48-0	26	27	6	155	8.2	16
Arthur	4-1	90	10-24	.417	0-0	---	6-8	.750	6	10	16	1	11-0	4	1	2	26	6.5	8
Vasquez	2-0	19	1-4	.250	0-2	.000	0-0	---	2	1	3	3	2-0	0	2	0	2	1.0	2
Young	4-2	38	1-4	.250	0-0	---	0-0	---	1	2	3	1	6-0	0	4	0	2	0.5	2



## GRIZZLIES VS RAPTORS SERIES RECORDS

Record	W-L	Current Streak
Overall	18-13	Grizzlies, five wins
Home	10-5	Grizzlies, three wins
Road	8-8	Grizzlies, two wins

Last home win:	12/27/10 (96-85)
Last home loss:	11/21/07 (89-95)
Last road win:	1/24/11 (100-98)
Last road loss:	1/9/09 (82-103)
Largest margin of victory:	30, 4/6/05 (104-74)
Largest margin of defeat:	21, 1/9/09 (82-103)

## All-Time Series

Season	W-L	Date	Results	Home	Visitor	Season	W-L	Date	Results	Home	Visitor				
2010-11	2-0	1/24/11	W	Toronto	98	Grizzlies	100	2002-03	1-1	3/9/03	W	Toronto	106	Grizzlies	119
		12/27/10	W	Grizzlies	96	Toronto	85			12/1/02	L	Grizzlies	87	Toronto	92
2009-10	2-0	2/17/10 (ot)	W	Toronto	102	Grizzlies	109	2001-02	1-1	1/8/02	W	Grizzlies	84	Toronto	81
		10/30/09	W	Grizzlies	115	Toronto	107			11/29/01	L	Toronto	91	Grizzlies	88
2008-09	1-1	2/7/09	W	Grizzlies	78	Toronto	70	2000-01	0-2	3/25/00	L	Toronto	102	Grizzlies	92
		1/9/09	L	Toronto	103	Grizzlies	82			3/11/00	L	Grizzlies	84	Toronto	101
2007-08	0-2	11/28/07	L	Toronto	103	Grizzlies	91	1999-00	1-1	3/5/00	L	Grizzlies	92	Toronto	94
		11/21/07	L	Grizzlies	89	Toronto	95			1/9/00	W	Toronto	97	Grizzlies	107
2006-07	1-1	3/7/07	L	Toronto	94	Grizzlies	87	1998-99	0-1	2/21/99	L	Toronto	102	Grizzlies	87
		12/30/06	W	Grizzlies	110	Toronto	104			1997-98	1-1	3/8/98	W	Grizzlies	113
2005-06	2-0	2/21/06	W	Grizzlies	94	Toronto	88	1996-97	1-1	2/22/98 (ot)	L	Toronto	113	Grizzlies	105
		11/30/05	W	Toronto	66	Grizzlies	92			3/9/97	L	Toronto	81	Grizzlies	77
2004-05	2-0	4/6/05	W	Toronto	74	Grizzlies	104	1995-96	1-1	1/19/97	W	Grizzlies	100	Toronto	92
		3/4/05	W	Grizzlies	86	Toronto	75			1/25/96 (ot)	W	Toronto	101	Grizzlies	106
2003-04	2-0	3/28/04	W	Toronto	88	Grizzlies	94			12/10/95	L	Grizzlies	81	Toronto	93
		3/23/04	W	Grizzlies	95	Toronto	88								

## 2010-11 Season Series Statistics

## MEMPHIS VS. TORONTO

PLAYER	G-GS	MIN	FG-FGA	PCT	3FG-FGA	PCT	FT-FTA	PCT	OFF	DEF	TOT	AST	PF-DQ	STL	TO	BLK	PTS	AVG	HI
Gay	2-2	80	14-33	.424	3-8	.375	8-10	.800	3	9	12	8	8-0	6	5	2	39	19.5	21
Randolph	2-2	72	16-37	.432	0-1	.000	6-6	1.000	6	14	20	3	6-0	1	5	0	38	19.0	21
Mayo	2-0	59	9-19	.474	3-10	.300	6-7	.857	1	4	5	2	3-0	1	2	1	27	13.5	15
Gasol	2-2	72	11-22	.500	0-0	---	4-5	.800	6	7	13	6	7-0	0	6	6	26	13.0	17
Conley	2-2	74	9-16	.563	1-2	.500	6-12	.500	2	5	7	10	3-0	3	5	1	25	12.5	13
Allen	2-0	44	9-15	.600	0-0	---	4-4	1.000	1	8	9	2	3-0	8	3	1	22	11.0	14
Battier	2-2	57	7-13	.538	2-7	.286	0-0	---	2	7	9	6	4-0	2	2	5	16	8.0	14
Arthur	2-0	41	6-13	.462	0-0	---	3-4	.750	4	4	8	1	5-0	2	0	1	15	7.5	8
Powe	2-0	24	5-9	.556	0-0	---	1-2	.500	2	2	4	1	4-0	0	0	0	11	5.5	8
Carney	1-0	19	2-3	.667	1-2	.500	0-0	---	0	1	1	1	3-0	0	0	0	5	5.0	5
Smith	1-0	8	2-2	1.000	0-0	---	0-0	---	1	1	2	1	1-0	0	1	1	4	4.0	4
Vasquez	2-0	19	1-4	.250	0-2	.000	0-0	---	2	1	3	3	2-0	0	2	0	2	1.0	2
Young	2-2	19	1-3	.333	0-0	---	0-0	---	0	1	1	1	3-0	0	2	0	2	1.0	2
Haddadi	1-0	1	0-0	---	0-0	---	0-0	---	0	1	1	0	0-0	0	0	0	0	0.0	0
Thabeet	1-0	0	0-0	---	0-0	---	0-0	---	0	0	0	0	0-0	0	0	0	0	0.0	0
Williams	1-0	5	0-1	.000	0-0	---	0-0	---	0	0	0	1	0-0	1	0	0	0	0.0	0
GRIZZLIES	2	480	76-162	.469	7-23	.304	37-48	.771	25	54	79	36	40-0	21	30	12	196	98.0	100

## TORONTO VS. MEMPHIS

PLAYER	G-GS	MIN	FG-FGA	PCT	3FG-FGA	PCT	FT-FTA	PCT	OFF	DEF	TOT	AST	PF-DQ	STL	TO	BLK	PTS	AVG	HI
Bargnani	1-1	44	13-27	.481	0-4	.000	3-3	1.000	2	3	5	3	1-0	1	3	1	29	29.0	29
Kleiza	1-1	39	10-16	.625	2-5	.400	0-0	---	1	3	4	1	4-0	0	5	1	22	22.0	22
DeRozan	2-2	78	16-33	.485	0-2	.000	11-15	.733	3	10	13	4	5-0	1	4	2	43	21.5	25
Calderon	1-1	36	6-11	.545	1-3	.333	0-0	---	0	3	3	9	1-0	3	4	0	13	13.0	13
Barbosa	1-0	27	5-15	.333	0-6	.000	1-1	1.000	0	2	2	3	1-0	2	3	0	11	11.0	11
Bayless	2-1	54	8-17	.471	1-8	.125	5-6	.833	1	7	8	12	4-0	2	7	0	22	11.0	15
Dorsey	1-1	30	5-6	.833	0-0	---	0-5	.000	5	8	13	3	6-1	1	3	1	10	10.0	10
Gaines	1-0	17	3-10	.300	0-4	.000	0-0	---	1	2	3	1	1-0	1	1	0	6	6.0	6
Wright	2-1	42	5-7	.714	0-0	---	1-4	.250	3	6	9	1	2-0	0	1	2	11	5.5	11
A. Johnson	2-2	58	4-9	.444	0-0	---	2-3	.667	1	9	10	4	8-0	1	3	2	10	5.0	10
Ajina	1-0	3	1-1	1.000	1-1	1.000	0-0	---	0	0	0	0	1-0	0	0	0	3	3.0	3
Davis	2-0	47	3-7	.429	0-0	---	0-1	.000	4	2	6	0	5-0	1	1	6	6	3.0	4
Dupree	1-0	1	0-0	---	0-0	---	0-0	---	0	0	0	0	0-0	0	0	0	0	0.0	0
Weems	1-0	8	0-2	.000	0-0	---	0-0	---	0	0	0	0	0-0	0	1	0	0	0.0	0
RAPTORS	2	480	78-160	.488	4-32	.125	23-38	.605	21	55	76	41	38-1	13	36	15	183	91.5	98



EnergySolutions Arena – 19,911 (1991)  
 301 W. South Temple  
 Salt Lake City, UT 84101  
 (801) 325-2500  
[www.utahjazz.com](http://www.utahjazz.com)

## SCHEDULE

Friday, January 6, 2012 at Utah  
 Sunday, February 12, 2012 at Memphis  
 Saturday, April 14, 2012 at Memphis

## DIRECTORY

**Owner:** Gail Miller  
**Chief Executive Officer:** Greg Miller  
**President:** Randy Rigby  
**Executive Vice President of Basketball Operations/General Manager:** Kevin O'Connor  
**Head Coach:** Tyrone Corbin  
**Assistant Coaches:** Scott Layden  
 Jeff Hornacek  
**Assistant Coach/Player Development:** Mark McKown  
**Head Athletic Trainer:** Gary Briggs  
**Communications Staff:** Linda Luchetti  
 Jonathan Rinehart  
 Derek Garduño  
 Hannah Lee

## GENERAL INFORMATION

**Radio – KFAN (KFNZ 1320 AM):** David Locke (play-by-play)  
 Ron Boone (analyst)  
**Television – ROOT Sports:** Craig Bolerjack (play-by-play)  
 Matt Harpring (analyst)  
**Team Colors:** Navy  
 Dark Yellow  
 Dark Green  
 Gray

## BACKGROUND

Founded: 1974-75 (New Orleans)

NBA Seasons: 37

All-Time NBA Regular Season Record: 1,633-1,369 (.544)

2010-11 Record: 39-43 (4th in Northwest Division)

2011 Playoffs: Did Not Qualify

## Grizzlies Players Career Stats vs. Utah

PLAYER	G-GS	MIN	FG-FGA	PCT	3FG-FGA	PCT	FT-FTA	PCT	OFF	DEF	TOT	AST	PF-DQ	STL	TO	BLK	PTS	AVG	HI
Randolph	27-23	905	194-385	.504	2-14	.143	141-186	.758	84	162	246	33	74-0	28	58	6	531	19.7	34
Mayo	11-8	386	68-150	.453	14-45	.311	34-43	.791	6	28	34	22	20-0	11	23	4	184	16.7	23
Gay	15-13	480	76-183	.415	14-43	.326	55-70	.786	28	56	84	18	40-1	19	44	11	221	14.7	28
Conley	12-10	351	47-104	.452	9-28	.321	34-41	.829	8	15	23	65	21-0	11	25	1	137	11.4	19
Gasol	11-11	333	41-76	.539	1-1	1.000	32-48	.667	20	42	62	24	41-0	8	26	18	115	10.5	16
Arthur	8-3	139	30-58	.517	0-0	---	3-3	1.000	11	14	25	2	26-0	5	7	7	63	7.9	16
Young	7-3	142	21-44	.477	0-1	.000	11-15	.733	6	7	13	3	13-0	6	11	5	53	7.6	22
Allen	12-3	193	23-46	.500	1-3	.333	13-29	.448	2	15	17	11	21-0	16	14	1	60	5.0	12
Vasquez	4-0	57	6-17	.353	2-8	.250	1-1	1.000	0	6	6	15	8-0	3	3	0	15	3.8	6
Henry	1-1	24	0-2	.000	0-0	---	2-2	1.000	0	3	3	0	1-0	0	0	0	2	2.0	2



## GRIZZLIES VS JAZZ SERIES RECORDS

<b>Record</b>	<b>W-L</b>	<b>Current Streak</b>	<b>Last home win:</b> 3/21/11 (103-85)
<b>Overall</b>	<b>16-44</b>	<b>Grizzlies, two wins</b>	<b>Last home loss:</b> 1/16/09 (91-101)
<b>Home</b>	<b>10-19</b>	<b>Grizzlies, three wins</b>	<b>Last road win:</b> 1/24/07 (132-130, ot)
<b>Road</b>	<b>6-25</b>	<b>Utah, eight wins</b>	<b>Last road loss:</b> 1/1/11 (92-98)
			<b>Largest margin of victory:</b> 22, 1/6/06 (87-65)
			<b>Largest margin of defeat:</b> 44, 2/29/02 (70-114)

## All-Time Series

Season	W-L	Date	Results	Home	Visitor	Season	W-L	Date	Results	Home	Visitor				
2010-11	2-2	3/21/11	W	Grizzlies	103	Utah	2001-02	3-1	3/11/02	W	Grizzlies	79	Utah	78	
		1/7/11	W	Grizzlies	110	Utah			2/28/02	L	Utah	114	Grizzlies	70	
		1/1/11	L	Utah	98	Grizzlies			2/5/02	W	Grizzlies	86	Utah	79	
2009-10	1-2	12/6/10	L	Utah	94	Grizzlies	85	2000-01	0-4	1/12/02 (ot)	W	Utah	95	Grizzlies	97
		11/8/10	W	Grizzlies	91	Utah	4/1/01			L	Grizzlies	73	Utah	92	
		11/6/10	L	Utah	117	Grizzlies	94			2/28/01	L	Utah	101	Grizzlies	83
2008-09	0-4	11/30/09	L	Utah	120	Grizzlies	93	1999-00	1-3	2/7/01	L	Grizzlies	82	Utah	92
		2/17/09	L	Utah	117	Grizzlies	99			12/7/00	L	Utah	98	Grizzlies	87
		1/16/09	L	Grizzlies	91	Utah	101			3/25/00	L	Grizzlies	75	Utah	84
2007-08	0-3	11/26/08	L	Utah	117	Grizzlies	100	1998-99	0-3	1/26/00	W	Utah	99	Grizzlies	116
		11/22/08	L	Grizzlies	94	Utah	103			1/20/00	L	Grizzlies	89	Utah	94
		3/1/08	L	Grizzlies	92	Utah	113			12/29/99	L	Utah	101	Grizzlies	90
2006-07	1-3	2/2/08	L	Grizzlies	91	Utah	110	1997-98	0-4	4/12/99	L	Utah	98	Grizzlies	80
		11/10/07	L	Utah	118	Grizzlies	84			3/26/99	L	Grizzlies	80	Utah	85
		3/24/07	L	Utah	118	Grizzlies	104			3/3/99	L	Utah	109	Grizzlies	86
2005-06	3-1	2/28/07	L	Grizzlies	88	Utah	104	1996-97	0-4	4/5/98	L	Grizzlies	93	Utah	99
		1/24/07 (ot)	W	Utah	130	Grizzlies	132			3/13/98	L	Utah	110	Grizzlies	101
		12/23/06	L	Grizzlies	97	Utah	100			12/28/97	L	Grizzlies	88	Utah	89
2004-05	3-0	3/19/06	W	Grizzlies	90	Utah	84	1995-96	0-4	11/12/97	L	Utah	98	Grizzlies	80
		1/6/06	W	Grizzlies	87	Utah	65			4/4/97	L	Utah	106	Grizzlies	79
		12/26/05 (ot)	L	Utah	105	Grizzlies	102			3/2/97	L	Grizzlies	86	Utah	93
2004-05	3-0	11/19/05	W	Utah	72	Grizzlies	80	1995-96	0-4	1/17/97	L	Grizzlies	68	Utah	106
		3/11/05	W	Utah	82	Grizzlies	94			1/15/96	L	Utah	104	Grizzlies	96
		1/22/05	W	Utah	94	Grizzlies	110			4/18/96	L	Grizzlies	79	Utah	94
2003-04	1-3	1/3/05	W	Grizzlies	92	Utah	82			3/29/96	L	Utah	105	Grizzlies	91
		4/5/04	L	Utah	92	Grizzlies	81			2/7/96	L	Utah	102	Grizzlies	79
		1/30/04	L	Grizzlies	79	Utah	85			2/5/96	L	Grizzlies	83	Utah	92
2002-03	1-3	12/2/04	W	Grizzlies	100	Utah	88								
		11/8/03	L	Utah	96	Grizzlies	89								
		2/24/03	W	Grizzlies	103	Utah	92								
2002-03	1-3	2/5/03	L	Utah	105	Grizzlies	84								
		12/22/02	L	Grizzlies	74	Utah	103								
		12/6/02	L	Utah	104	Grizzlies	71								

## 2010-11 Season Series Statistics

## MEMPHIS VS. UTAH

PLAYER	G-GS	MIN	FG-FGA	PCT	3FG-FGA	PCT	FT-FTA	PCT	OFF	DEF	TOT	AST	PF-DQ	STL	TO	BLK	PTS	AVG	HI
Gay	2-2	82	16-36	.444	4-7	.571	10-12	.833	7	10	17	4	4-0	4	9	1	46	23.0	28
Randolph	4-4	150	36-68	.529	0-3	.000	17-24	.708	18	36	54	8	7-0	3	6	2	89	22.3	27
Conley	4-4	135	20-44	.444	2-11	.182	15-17	.882	2	7	9	27	12-0	5	9	0	57	14.3	19
Gasol	4-4	120	17-34	.500	1-1	1.000	17-22	.773	9	11	20	12	15-0	5	10	8	52	13.0	16
Mayo	4-1	126	19-46	.413	7-19	.368	3-6	.500	3	8	11	10	8-0	4	5	1	48	12.0	18
Arthur	4-0	64	15-27	.556	0-0	---	1-1	1.000	6	5	11	1	12-0	3	5	0	31	7.8	14
Battler	1-0	22	1-5	.200	0-2	.000	0-0	---	2	4	6	2	1-0	0	0	0	2	2.0	2
Haddadi	2-0	17	6-8	.750	0-0	---	0-0	---	2	3	5	1	2-0	0	0	1	12	6.0	10
Powe	1-0	10	3-5	.600	0-0	---	0-0	---	0	2	2	0	1-0	0	0	0	6	6.0	6
Smith	1-0	10	3-4	.750	0-0	---	0-0	---	0	2	2	0	1-0	1	0	0	6	6.0	6
Allen	4-2	63	8-16	.500	0-1	.000	2-3	.667	0	4	4	4	7-0	8	4	1	18	4.5	12
Vasquez	4-0	57	6-17	.353	2-8	.250	1-1	1.000	0	6	6	15	8-0	3	3	0	15	3.8	6
Young	4-2	67	6-19	.316	0-0	---	0-0	---	4	3	7	3	6-0	3	4	2	12	3.0	8
Carney	1-0	16	1-5	.200	0-2	.000	0-1	.000	0	0	0	1	3-0	0	2	0	2	2.0	2
Henry	1-1	24	0-2	.000	0-0	---	2-2	1.000	0	3	3	0	1-0	0	0	0	2	2.0	2
Thabeet	3-0	23	0-2	.000	0-0	---	0-0	---	1	4	5	1	4-0	0	0	0	0	0.0	0
Williams	1-0	14	0-2	.000	0-2	.000	0-0	---	1	2	3	1	0-0	0	1	0	0	0.0	0
<b>GRIZZLIES</b>	<b>4</b>	<b>960</b>	<b>153-330</b>	<b>.464</b>	<b>16-52</b>	<b>.308</b>	<b>68-88</b>	<b>.773</b>	<b>54</b>	<b>106</b>	<b>160</b>	<b>88</b>	<b>88-0</b>	<b>38</b>	<b>55</b>	<b>21</b>	<b>390</b>	<b>97.5</b>	<b>110</b>

## UTAH VS. MEMPHIS

PLAYER	G-GS	MIN	FG-FGA	PCT	3FG-FGA	PCT	FT-FTA	PCT	OFF	DEF	TOT	AST	PF-DQ	STL	TO	BLK	PTS	AVG	HI
Williams	3-3	107	20-44	.455	5-18	.278	20-23	.870	1	8	9	19	9-0	3	11	1	65	21.7	27
Millsap	4-4	135	25-51	.490	0-0	.000	14-20	.700	10	21	31	8	15-0	5	9	7	64	16.0	22
Jefferson	4-4	139	19-45	.422	0-0	---	13-21	.619	7	24	31	7	16-0	1	4	9	51	12.8	16
Miles	3-1	64	8-23	.348	3-11	.273	11-12	.917	0	9	9	7	5-0	3	4	3	30	10.0	20
Harris	1-1	3	1-1	1.000	0-0	---	1-1	1.000	0	0	0	0	1-0	0	0	0	3	3.0	3
Hayward	3-0	75	12-20	.600	3-5	.600	1-2	.500	1	6	7	8	4-0	1	2	1	28	9.3	13
Bell	4-3	121	13-29	.448	6-15	.400	1-2	.500	3	7	10	9	9-0	1	4	1	33	8.3	14
Kirinienko	4-4	81	7-25	.280	0-3	.000	10-14	.714	5	7	12	10	4-0	5	9	0	24	6.0	8
Watson	4-0	76	10-14	.714	3-5	.600	1-4	.250	2	6	8	11	3-0	3	8	0	24	6.0	12
Evans	2-0	19	5-7	.714	0-0	---	0-0	---	3	4	7	0	0-0	1	1	2	10	5.0	8
Favors	1-0	13	2-3	.667	0-0	---	2-2	1.000	0	1	1	1	2-0	0	1	1	6	6.0	6
Pricce	4-0	57	6-18	.333	2-6	.333	4-4	1.000	3	3	6	7	8-0	3	5	1	18	4.5	7
Elson	3-0	28	4-6	.667	0-0	---	3-4	.750	1	2	3	2	4-0	1	2	3	11	3.7	4
Fesenko	4-0	43	4-8	.500	0-0	---	1-2	.500	0	5	5	2	5-0	1	2	3	9	2.3	5
<b>JAZZ</b>	<b>4</b>	<b>960</b>	<b>136-294</b>	<b>.463</b>	<b>22-66</b>	<b>.333</b>	<b>82-111</b>	<b>.739</b>	<b>36</b>	<b>103</b>	<b>139</b>	<b>92</b>	<b>84-0</b>	<b>28</b>	<b>64</b>	<b>36</b>	<b>376</b>	<b>94.0</b>	<b>99</b>





Verizon Center – 20,173 (1997)  
601 F Street NW  
Washington, DC 20004  
(202) 661-5000  
www.washingtonwizards.com

## SCHEDULE

Sunday, March 18, 2012 at Memphis

# 11-12

## DIRECTORY

**Owners:** Ted Leonsis  
**President:** Ernie Grunfeld  
**Head Coach:** Flip Saunders  
**Assistant Coaches:** Randy Wittman  
Don Zierden  
Sam Cassell  
Ryan Saunders  
Gene Banks  
**Head Athletic Trainer:** Eric Waters  
**Communications Staff:** Scott Hall  
Zack Bolno  
Ketsia Colimon  
Daren Jenkins

## GENERAL INFORMATION

**Radio – 106.7 The Fan:** Dave Johnson (play-by-play)  
Glenn Consor (analyst)  
**Television – Comcast SportsNet:** Steve Buckhantz (play-by-play)  
Phil Chenier (analyst)  
Chris Miller (analyst)  
**Team Colors:** Red, White, Blue

## BACKGROUND

Founded: 1961-62 (Chicago Packers)  
NBA Seasons: 50  
All-Time NBA Regular Season Record: 1,824-2,233 (.450)  
2010-11 Record 23-59 (5th in Southeast Division)  
2011 Playoffs: Did Not Qualify

## Grizzlies Players Career Stats vs. Washington

PLAYER	G-GS	MIN	FG-FGA	PCT	3FG-FGA	PCT	FT-FTA	PCT	OFF	DEF	TOT	AST	PF-DQ	STL	TO	BLK	PTS	AVG	HI
Mayo	5-5	207	38-92	.413	9-27	.333	14-17	.824	2	16	18	26	12-0	2	10	2	99	19.8	33
Gasol	6-6	213	45-64	.703	0-0	---	20-30	.667	19	35	54	13	22-1	5	10	9	110	18.3	22
Randolph	18-15	558	114-250	.456	3-10	.300	52-61	.852	46	125	171	36	39-0	7	42	4	283	15.7	24
Gay	9-8	311	52-117	.444	10-25	.400	20-27	.741	15	42	57	15	32-0	16	25	2	134	14.9	27
Conley	7-7	231	32-71	.451	10-19	.526	20-23	.870	1	14	15	41	15-0	10	13	3	94	13.4	22
Arthur	5-2	89	18-32	.563	0-0	---	5-6	.833	8	14	22	6	14-0	3	4	2	41	8.2	22
Allen	22-2	378	58-113	.513	7-14	.500	36-43	.837	17	43	60	28	45-0	24	36	5	159	7.2	15
Young	4-1	81	9-27	.333	0-3	.000	4-5	.800	4	6	10	4	7-0	0	5	3	22	5.5	10
Vasquez	2-0	20	2-9	.222	0-3	.000	3-4	.750	0	2	2	4	4-0	1	2	0	7	3.5	5
Henry	2-0	16	1-4	.250	0-0	---	0-2	.000	1	0	1	0	0-0	1	0	0	2	1.0	2



## GRIZZLIES VS WIZARDS SERIES RECORDS

Record	W-L	Current Streak
Overall	17-13	Grizzlies, one win
Home	12-3	Grizzlies, six wins
Road	5-10	Washington, one win

Last home win:	1/29/11 (107-93)
Last home loss:	11/3/04 (91-103)
Last road win:	2/24/10 (99-94)
Last road loss:	11/19/10 (86-89)
Largest margin of victory:	16, 2/2/09 (113-97)
Largest margin of defeat:	25, 1/27/96 (77-102)

## All-Time Series

Season	W-L	Date	Results	Home	Visitor	Season	W-L	Date	Results	Home	Visitor			
2010-11	1-1	1/29/11	W	Grizzlies	107	Washington	2002-03	1-1	12/18/02	L	Washington	118	Grizzlies	100
		11/19/10	L	Washington	89	Grizzlies		86		11/23/02	W	Grizzlies	85	Washington
2009-10	2-0	2/24/10	W	Washington	94	Grizzlies	2001-02	0-2	4/6/02	L	Washington	88	Grizzlies	85
		12/28/09 (ot)	W	Grizzlies	116	Washington		111		12/11/01	L	Grizzlies	81	Washington
2008-09	2-0	4/1/09	W	Grizzlies	112	Washington	2000-01	2-0	2/20/00	W	Washington	104	Grizzlies	116
		2/2/09	W	Washington	97	Grizzlies		113		12/20/00	W	Grizzlies	118	Washington
2007-08	1-1	1/25/08	L	Washington	104	Grizzlies	1999-00	1-1	2/16/00	W	Grizzlies	92	Washington	87
		11/24/07	W	Grizzlies	124	Washington		118		11/23/99	L	Washington	89	Grizzlies
2006-07	1-1	12/26/06	L	Washington	116	Grizzlies	101	1998-99	---	No games				
		11/24/06	W	Grizzlies	95	Washington	80	1997-98	1-1	2/14/98 (ot)	W	Grizzlies	110	Washington
2005-06	2-0	2/27/06	W	Grizzlies	108	Washington	98		1/16/98	L	Washington	112	Grizzlies	110
		1/22/06	W	Washington	82	Grizzlies	93	1996-97	1-1	3/12/97	L	Washington	104	Grizzlies
2004-05	0-2	2/23/05	L	Washington	93	Grizzlies	83		12/22/96	W	Grizzlies	91	Washington	87
		11/3/04	L	Grizzlies	91	Washington	103	1995-96	0-2	3/4/96	L	Grizzlies	81	Washington
2003-04	2-0	2/4/04	W	Washington	101	Grizzlies	103		1/27/96	L	Washington	102	Grizzlies	77
		12/5/03	W	Grizzlies	92	Washington	77							

## 2010-11 Season Series Statistics

## MEMPHIS VS. WASHINGTON

PLAYER	G-GS	MIN	FG-FGA	PCT	3FG-FGA	PCT	FT-FTA	PCT	OFF	DEF	TOT	AST	PF-DQ	STL	TO	BLK	PTS	AVG	HI
Randolph	2-2	77	19-37	.514	0-2	.000	5-6	.833	15	17	32	5	3-0	0	4	0	43	21.5	24
Gasol	2-2	67	13-19	.684	0-0	---	4-7	.571	5	11	16	4	9-0	1	3	6	30	15.0	16
Arthur	2-0	40	11-16	.688	0-0	---	5-6	.833	3	6	9	3	6-0	1	2	1	27	13.5	22
Conley	2-2	69	11-25	.440	4-6	.667	1-2	.500	0	3	3	18	6-0	4	5	0	27	13.5	15
Allen	2-0	46	10-13	.769	0-0	---	4-4	1.000	1	1	2	3	5-0	4	2	1	24	12.0	15
Smith	1-1	26	5-9	.556	2-3	.667	0-0	---	1	4	5	3	1-0	2	3	0	12	12.0	12
Battier	2-2	61	6-9	.667	2-5	.400	1-2	.500	0	9	9	2	3-0	1	0	4	15	7.5	11
Gay	2-2	64	5-19	.263	1-4	.250	4-6	.667	1	9	10	7	9-0	3	9	0	15	7.5	11
Young	2-1	41	4-12	.333	0-2	.000	2-2	1.000	0	3	3	2	5-0	0	1	1	10	5.0	10
Vasquez	2-0	20	2-9	.222	0-3	.000	3-4	.750	0	2	2	4	4-0	1	2	0	7	3.5	5
Mayo	1-1	29	1-11	.091	1-4	.250	0-0	---	1	2	3	1	4-0	0	0	3	3	3.0	3
Thabeet	2-0	8	2-2	1.000	0-0	---	1-2	.500	1	2	3	0	1-0	0	1	1	5	2.5	4
Williams	2-0	15	2-4	.500	0-2	.000	0-0	---	0	2	2	2	1-0	1	3	0	4	2.0	4
Henry	2-0	16	1-4	.250	0-0	---	0-2	.000	1	0	1	0	0-0	1	0	0	2	1.0	2
Law	1-0	3	0-1	.000	0-0	---	0-0	---	0	1	1	0	0-0	0	0	0	0	0.0	0
GRIZZLIES	2	480	79-168	.470	6-21	.286	29-41	.707	28	57	85	47	52-0	15	29	10	193	96.5	107

## WASHINGTON VS. MEMPHIS

PLAYER	G-GS	MIN	FG-FGA	PCT	3FG-FGA	PCT	FT-FTA	PCT	OFF	DEF	TOT	AST	PF-DQ	STL	TO	BLK	PTS	AVG	HI
Arenas	1-1	39	7-15	.467	2-6	.333	8-10	.800	0	3	3	4	2-0	1	5	2	24	24.0	24
Hinrich	2-1	60	9-21	.429	2-8	.250	11-12	.917	2	2	4	9	5-0	2	2	0	31	15.5	22
Wall	1-1	33	4-10	.400	1-3	.333	5-7	.714	0	5	5	8	3-0	0	5	1	14	14.0	14
Blatche	2-2	71	10-27	.370	0-1	.000	7-8	.875	3	15	18	5	4-0	0	4	4	27	13.5	17
McGee	1-1	38	4-7	.571	0-0	---	2-2	1.000	6	6	12	2	5-0	3	1	3	10	10.0	10
Lewis	1-1	29	4-10	.400	1-4	.250	1-2	.500	0	2	2	1	3-0	1	1	1	10	10.0	10
Thornnton	2-1	66	6-16	.375	0-1	.000	5-6	.833	4	4	8	2	4-0	1	4	0	17	8.5	12
Evans	2-1	36	5-7	.714	2-3	.667	4-4	1.000	0	1	1	2	5-0	0	1	0	16	8.0	9
Booker	2-1	44	6-13	.462	0-0	---	2-2	1.000	7	9	16	0	5-0	0	3	0	14	7.0	12
Young	2-1	49	3-17	.176	1-4	.250	6-8	.750	0	1	1	1	1-0	3	1	0	13	6.5	8
Martin	2-0	15	4-7	.571	2-4	.500	2-2	1.000	1	2	3	0	2-0	0	1	0	12	6.0	12
Yi	1-0	15	0-1	.000	0-0	---	4-4	1.000	0	0	0	0	0-0	0	0	0	4	4.0	4
Armstrong	2-0	13	2-4	.500	0-0	---	0-0	---	1	2	3	0	7-0	0	2	2	4	2.0	4
Seraphin	1-0	7	1-1	1.000	0-0	---	0-0	---	0	1	1	0	1-0	0	0	1	2	2.0	2
Crawford	1-0	2	0-1	.000	0-1	.000	0-0	---	0	1	1	0	0-0	0	0	0	0	0.0	0
Hudson	1-0	0	0-0	---	0-0	---	0-0	---	0	0	0	0	0-0	0	0	0	0	0.0	0
WIZARDS	2	480	60-149	.403	9-31	.290	53-63	.841	24	52	76	32	42-0	11	31	14	182	91.0	93

INTRO

PLAYERS

OWNERSHIP

FRONT OFFICE

MEDIA

COMMUNITY INVESTMENT

HISTORY

PLAYOFFS

REVIEW

OPPONENTS

NBA



## Summary of All-Time Series Records & Single-Game Highs

(Current players in **bold**)

Opponent	Total	Home	Road
Atlanta	10-21	7-8	3-13
Boston	12-19	5-11	7-8
Charlotte	8-6	5-2	3-4
Chicago	13-18	10-5	3-13
Cleveland	9-21	7-8	2-13
Dallas	13-50	7-24	6-26
Denver	18-43	15-15	3-28
Detroit	9-21	4-11	5-10
Golden State	28-32	17-14	11-18
Houston	20-44	15-17	5-27
Indiana	10-21	7-9	3-12
LA Clippers	32-30	20-11	12-19
LA Lakers	16-44	10-20	6-24
Miami	12-18	7-8	5-10
Milwaukee	13-17	7-8	6-9
Minnesota	22-40	13-18	9-22
New Jersey	13-17	8-7	5-10
New Orleans	14-30	9-13	5-17
New York	12-18	6-9	6-9
Oklahoma City	17-43	11-20	6-23
Orlando	13-17	9-6	4-11
Philadelphia	11-20	6-10	5-10
Phoenix	16-44	10-19	6-25
Portland	22-38	12-19	10-19
Sacramento	20-41	16-14	4-27
San Antonio	16-47	10-22	6-25
Toronto	18-13	10-5	8-8
Utah	16-44	10-19	6-25
Washington	17-13	12-3	5-10



Opponent	GRIZZLIES Player	Date
Atlanta	J. Posey	38 at Atl, 3/29/04
Boston	B. Reeves	41 at Bos, 1/15/98
Charlotte	P. Gasol	33 at Mem, 3/26/06
Chicago	Z. Randolph	31 at Chi, 3/4/10
Cleveland	P. Gasol	37 at Cle, 11/29/03
Dallas	(3) P. Gasol*	36 at Dal, 11/26/05
Denver	M. Miller	41 at Mem, 3/17/06
Detroit	Z. Randolph	34 at Det, 1/12/11
Golden State	M. Miller	45 at GS, 2/21/07
Houston	J. Williams	38 at Mem, 11/30/01
Indiana	J. Williams	33 at Mem, 3/7/02
LA Clippers	M. Dickerson	40 at LAC, 2/10/00
LA Lakers	P. Gasol	35 at Mem, 3/22/07
Miami	R. Gay	41 at Mia, 12/13/09
Milwaukee	S. Abdur-Rahim	38 at Van, 1/7/01
Minnesota	M. Bibby	37 at Min, 11/22/00
New Jersey	A. Peeler	40 at NJ, 2/4/97
New Orleans	R. Gay	31 at NO, 12/7/07
New York	P. Gasol	36 at NY, 3/24/06
Oklahoma City	P. Gasol	44 at Mem, 3/28/06
Orlando	R. Gay	32 at Ori, 12/15/07
Philadelphia	P. Gasol	34 at Mem, 12/3/04
Phoenix	B. Reeves	39 at Pho, 4/19/97
Portland	(4) O.J. Mayo*	31 at Mem, 4/7/09
Sacramento	S. Abdur-Rahim	37 at Van, 1/11/97
San Antonio	(2) O.J. Mayo*	32 at SA, 11/28/08
Toronto	B. Reeves	38 at Van, 3/8/98
Utah	P. Gasol	32 at Utah, 12/26/05
Washington	P. Gasol	39 at Mem, 2/27/06

Opponents Player	Date
A. Walker	31 at Atl, 12/8/04
A. Walker	38 at Mem, 3/15/02
J. Richardson	38 at Cha, 1/19/08
B. Gordon	33 at Mem, 3/17/07
L. James	51 at Mem, 1/15/08
D. Nowitzki	38 at Dal, 2/7/07
A. McDyeess	46 at Den, 2/28/99
(2) C. Billups*	34 at Det, 1/27/06
M. Ellis	39 at GS, 11/3/10
H. Olajuwon	42 at Van, 3/10/96
J. O'Neal	38 at Ind, 3/21/03
E. Brand	44 at LAC, 2/10/06
K. Bryant	60 at Mem, 3/22/07
D. Wade	41 at Mia, 12/16/06
(2) M. Williams*	32 at Mem, 2/5/08
A. Jefferson	38 at Min, 12/29/08
S. Marbury	42 at Van, 1/27/00
J. Mashburn	50 at NO, 2/21/03
(3) C. Anthony*	31 at Mem, 3/9/11
(2) K. Durant*	40 at OKC, 1/8/11
A. Hardaway	37 at Ori, 11/22/95
A. Iverson	38 at Phi, 2/9/05
A. Stoudemire	42 at Mem, 1/15/07
Z. Randolph	43 at Por, 3/29/07
K. Martin	48 at Sac, 11/2/09
T. Duncan	42 at SA, 12/9/99
C. Bosh	37 at Mem, 10/30/09
C. Boozler	39 at Utah, 1/24/07
A. Jamison	41 at Mem, 11/24/07

\*Most recent occurrence





## 2011-12 NBA Key Dates

Dec. 22	NBA Preseason ends	May 14-15	Conference Semifinals begin (possible move up to May 12 or 13)
Dec. 24	Rosters set for NBA Opening Day (6 p.m. ET)	May 28-29	Conference Finals begin (possible move up to May 26 or 27)
Dec. 25	Start of the 2011-12 NBA Season	May 30	2012 NBA Draft Lottery
Dec. 25-Jan. 6	Kia Motors NBA Tip-Off '11	June 12	2012 NBA Finals begin (possible move up to June 10)
Feb. 6	10-day contracts may now be signed	June 18	NBA Draft Early Entry Entrant Withdrawal Deadline (5:00 p.m. ET)
Feb. 10	All contracts are guaranteed for the remainder of the season	June 26	Last Possible Date for The Finals
Feb. 24-26	2012 NBA All-Star Game (Orlando)	June 28	2012 NBA Draft
April 11-14	Portsmouth Invitational Tournament (Portsmouth, VA)	July 1-10	2012 Moratorium Period
April 26	Regular Season ends	July 11	NBA Teams May Begin Signing Free Agents
April 27	Rosters set for 2012 NBA Playoffs, 3 p.m. ET	July 27-Aug. 12	2012 Summer Olympics (London, England)
April 28	2012 NBA Playoffs begin		
April 29	NBA Early Entry Eligibility Deadline (11:59 p.m. ET)		

## 2010-11 NBA Final Regular Season Standings

### NBA EASTERN CONFERENCE

#### ATLANTIC DIVISION

	W	L	PCT	GB	HOME	ROAD	LAST-10	STREAK
Boston	56	26	.683	-	33-8	23-18	5-5	Won 1
New York	42	40	.512	14	23-18	19-22	7-3	Lost 2
Philadelphia	41	41	.500	15	26-15	15-26	4-6	Lost 2
New Jersey	24	58	.293	32	19-22	5-36	1-9	Lost 5
Toronto	22	60	.268	34	16-25	6-35	2-8	Lost 2

#### CENTRAL DIVISION

	W	L	PCT	GB	HOME	ROAD	LAST-10	STREAK
Chicago	62	20	.756	-	36-5	26-15	9-1	Won 9
Indiana	37	45	.451	25	24-17	13-28	5-5	Lost 2
Milwaukee	35	47	.427	27	22-19	13-28	6-4	Won 3
Detroit	30	52	.366	32	21-20	9-32	5-5	Won 1
Cleveland	19	63	.232	43	12-29	7-34	5-5	Won 2

#### SOUTHEAST DIVISION

	W	L	PCT	GB	HOME	ROAD	LAST-10	STREAK
Miami	58	24	.707	-	30-11	28-13	8-2	Won 4
Orlando	52	30	.634	6	29-12	23-18	6-4	Won 2
Atlanta	44	38	.537	14	24-17	20-21	4-6	Lost 6
Charlotte	34	48	.415	24	21-20	13-28	4-6	Won 2
Washington	23	59	.280	35	20-21	3-38	6-4	Lost 1

### NBA WESTERN CONFERENCE

#### SOUTHWEST DIVISION

	W	L	PCT	GB	HOME	ROAD	LAST-10	STREAK
San Antonio	61	21	.744	-	36-5	25-16	4-6	Lost 2
Dallas	57	25	.695	4	29-12	28-13	6-4	Won 4
New Orleans	46	36	.561	15	28-13	18-23	5-5	Lost 3
<b>Memphis</b>	<b>46</b>	<b>36</b>	<b>.561</b>	<b>15</b>	<b>30-11</b>	<b>16-25</b>	<b>6-4</b>	<b>Lost 2</b>
Houston	43	39	.524	18	25-16	18-23	5-5	Won 1

#### NORTHWEST DIVISION

	W	L	PCT	GB	HOME	ROAD	LAST-10	STREAK
Oklahoma City	55	27	.671	-	30-11	25-16	7-3	Lost 1
Denver	50	32	.610	5	33-8	17-24	7-3	Lost 1
Portland	48	34	.585	7	30-11	18-23	6-4	Lost 1
Utah	39	43	.476	16	21-20	18-23	3-7	Won 2
Minnesota	17	65	.207	38	12-29	5-36	0-10	Lost 15

#### PACIFIC DIVISION

	W	L	PCT	GB	HOME	ROAD	LAST-10	STREAK
L.A. Lakers	57	25	.695	-	30-11	27-14	5-5	Won 2
Phoenix	40	42	.488	17	23-18	17-24	4-6	Won 2
Golden State	36	46	.439	21	26-15	10-31	6-4	Won 1
L.A. Clippers	32	50	.390	25	23-18	9-32	4-6	Won 1
Sacramento	24	58	.293	33	11-30	13-28	4-6	Lost 2





## 2011 NBA Playoffs

### Western Conference First Round

#### Memphis defeated San Antonio 4-2

Oklahoma City defeated Denver 4-1

Dallas defeated Portland 4-2

L.A. Lakers defeated New Orleans 4-2

### Conference Semi-Finals

#### Oklahoma City defeated Memphis 4-3

Dallas defeated L.A. Lakers 4-0

### Conference Finals

Dallas defeated Oklahoma City 4-1

### Eastern Conference First Round

Chicago defeated Indiana 4-1

Atlanta defeated Orlando 4-2

Boston defeated New York 4-0

Miami defeated Philadelphia 4-1

### Conference Semi-Finals

Chicago defeated Atlanta 4-2

Miami defeated Boston 4-1

### Conference Finals

Miami defeated Chicago 4-1

### 2011 NBA Finals

#### Dallas defeated Miami 4-2

Game 1: Dallas 84 at Miami 92

Game 2: Dallas 95 at Miami 93

Game 3: Miami 88 at Dallas 86

Game 4: Miami 83 at Dallas 86

Game 5: Miami 103 at Dallas 112

Game 6: Dallas 105 at Miami 95

## 2010-11 NBA Final Statistical Leaders

SCORING	G	FG	FT	PTS	AVG	REBOUNDS	G	OFF	DEF	TOT	AVG	ASSISTS	G	AST	AVG
Durant, OKC.	78	711	594	2161	27.7	Love, Min.	73	330	782	1112	15.2	Nash, Pho.	75	855	11.4
James, Mia.	79	758	503	2111	26.7	Howard, Orl.	78	309	789	1098	14.1	Rondo, Bos.	68	760	11.2
Anthony, Den.-N.Y.	77	684	507	1970	25.6	<b>Randolph, Mem.</b>	<b>75</b>	<b>326</b>	<b>588</b>	<b>914</b>	<b>12.2</b>	D.Williams,Utah-N.J.	65	667	10.3
Wade, Mia.	76	692	494	1941	25.5	Griffin, LA-C	82	270	719	989	12.1	Paul, N.O.	80	782	9.8
Bryant, LA-L	82	740	483	2078	25.3	Humphries, N.J.	74	225	546	771	10.4	Calderon, Tor.	68	605	8.9
Stoudemire, N.Y.	78	744	473	1971	25.3	Gasol, LA-L	82	268	568	836	10.2	Felton, N.Y.-Den.	75	625	8.3
Rose, Chi.	81	711	476	2026	25.0	Lee, G.S.	73	217	497	714	9.8	Wall, Was.	69	574	8.3
Ellis, G.S.	80	726	340	1929	24.1	Jefferson, Uta.	82	235	559	794	9.7	Kidd, Dal.	80	655	8.2
Martin, Hou.	80	553	594	1876	23.5	Okafor, N.O.	72	230	454	684	9.5	Westbrook, OKC.	82	670	8.2
Nowitzki, Dal.	73	610	395	1681	23.0	Chandler, Dal.	74	206	486	692	9.4	Rose, Chi.	81	623	7.7
Howard, Orl.	78	619	546	1784	22.9	Horford, Atl.	77	182	536	718	9.3	Harris, N.J.-Utah	71	503	7.1
Griffin, LA-C	82	696	446	1845	22.5	Duncan, S.A.	76	169	509	678	8.9	James, Mia.	79	554	7.0
Westbrook, OKC.	82	614	531	1793	21.9	Garrett, Bos.	71	83	548	631	8.9	Miller, Por.	81	566	7.0
Aldridge, Por.	81	707	351	1769	21.8	Aldridge, Por.	81	278	431	709	8.8	Lowry, Hou.	75	500	6.7
Bargnani, Tor.	66	525	287	1414	21.4	Hickson, Cle.	80	217	478	695	8.7	Parker, S.A.	78	513	6.6
Granger, Ind.	79	535	395	1622	20.5	Odom, LA-L	82	175	535	710	8.7	<b>Conley, Mem.</b>	<b>81</b>	<b>528</b>	<b>6.5</b>
Lopez, N.J.	82	644	385	1673	20.4	Cousins, Sac.	81	217	482	699	8.6	Holiday, Phi.	82	531	6.5
Love, Min.	73	482	424	1476	20.2	Smith, Atl.	77	134	523	657	8.5	Iguodala, Phi.	67	422	6.3
<b>Randolph, Mem.</b>	<b>75</b>	<b>598</b>	<b>300</b>	<b>1504</b>	<b>20.1</b>	Brand, Phi.	81	237	439	676	8.3	Augustin, Cha.	82	498	6.1
Beasley, Min.	73	561	219	1401	19.2	Bosh, Mia.	77	141	500	641	8.3	Nelson, Orl.	76	456	6.0

FG PCT.	FG	FGA	PCT	3-PT FG PCT.	3FG	3GA	PCT	FT PCT.	FT	FTA	PCT
Nene, Den.	402	654	.615	Bonner, S.A.	105	230	.457	Curry, G.S.	212	227	.934
Howard, Orl.	619	1044	.593	Allen, Bos.	168	378	.444	Billups, Den.-N.Y.	384	419	.916
Okafor, N.O.	300	524	.573	Curry, G.S.	151	342	.442	Nash, Pho.	227	249	.912
Gortat, Orl.-Pho.	338	603	.561	Ridnour, Min.	81	184	.440	Augustin, Cha.	269	297	.906
Horford, Atl.	513	921	.557	Jefferson, S.A.	135	307	.440	Meeks, Phi.	152	170	.894
Monroe, Det.	303	550	.551	Bibby, Atl.-Was.-Mia	153	348	.440	Foye, LA-C	133	149	.893
McGee, Was.	332	604	.550	Jones, Mia.	123	287	.429	Nowitzki, Dal.	395	443	.892
Ibaka, OKC.	335	617	.543	Afflalo, Den.	105	248	.423	Martin, Hou.	594	669	.888
Young, Phi.	458	847	.541	Williams, G.S.	102	241	.423	Allen, Bos.	193	219	.881
Millsap, Utah	525	988	.531	Morrow, N.J.	110	260	.423	Durant, OKC.	594	675	.880

STEALS	G	STL	AVG	BLOCKS	G	BLK	AVG	MINUTES	G	MIN	AVG
Paul, N.O.	80	188	2.35	Bogut, Mil.	65	168	2.58	Ellis, G.S.	80	3227	40.3
Rondo, Bos.	68	153	2.25	McGee, Was.	79	193	2.44	<b>Gay, Mem.</b>	<b>54</b>	<b>2152</b>	<b>39.9</b>
Ellis, G.S.	80	168	2.10	Ibaka, OKC.	82	198	2.41	Aldridge, Por.	81	3211	39.6
Westbrook, OKC.	82	155	1.89	Howard, Orl.	78	186	2.38	Deng, Chi.	82	3208	39.1
<b>Allen, Mem.</b>	<b>72</b>	<b>129</b>	<b>1.79</b>	Millicic, Min.	69	140	2.03	Durant, OKC.	78	3038	38.9
<b>Conley, Mem.</b>	<b>81</b>	<b>144</b>	<b>1.78</b>	Bynum, LA-L	54	106	1.96	James, Mia.	79	3063	38.8
Kidd, Dal.	80	134	1.68	Stoudemire, N.Y.	78	150	1.92	D. Wright, G.S.	82	3147	38.4
Felton, N.Y.-Den.	75	125	1.67	Duncan, S.A.	76	146	1.92	Griffin, LA-C	82	3112	38.0
Ariza, N.O.	75	120	1.60	Jefferson, Utah	82	153	1.87	Wallace, Cha.-Por.	71	2693	37.9
James, Mia.	79	124	1.57	Jordan, LA-C	80	142	1.78	D. Williams, Utah-N.J.	65	2465	37.9



## 2010-11 NBA Regular Season Statistics: Team Offensive & Defensive

TEAM	POINTS		FIELD GOAL		TURNOVERS		REBOUND			BELOW		OVERTIME		DECIDED		DECIDED	
	PER GAME		PERCENTAGE		PER GAME		PERCENTAGES			100 PTS.		GAMES		3 PTS.		10 PTS.	
	OWN	OPP.	OWN	OPP.	OWN	OPP.	OFF.	DEF.	TOT.	OWN	OPP.	W	L	OR LESS	OR MORE	W	L
Atlanta	95.0	95.8	.462	.460	13.6	12.5	.234	.746	.490	53	48	1	1	7	1	21	21
Boston	96.5	91.1*	.486*	.434	14.6	15.4	.211	.747	.479	48	60	3	1	8	8	30	7
Charlotte	93.3	97.3	.451	.455	14.5	13.2	.257	.752	.505	59	51	3	2	11	7	9	24
Chicago	98.6	91.3	.462	.430*	14.2	14.1	.294	.762	.528*	52	65	3	2	9	5	31	5
Cleveland	95.5	104.5	.434	.475	14.2	13.5	.242	.733	.487	55	28	2	1	2	5	2	38
Dallas	100.2	96.0	.475	.450	14.0	13.6	.241	.748	.495	35	54	1	0	10	6	22	8
Denver	107.5*	102.7	.476	.459	14.1	13.7	.239	.754	.496	24	29	0	1	7	8	29	10
Detroit	97.0	100.6	.460	.486	13.0	14.1	.274	.721	.497	42	34	5	2	3	7	13	27
GoldenState	103.4	105.7	.461	.467	14.6	16.1	.267	.693	.480	29	23	3	3	4	4	14	24
Houston	105.9	103.7	.454	.468	13.5	13.7	.274	.727	.501	28	29	2	6	7	8	21	11
Indiana	99.8	100.9	.442	.449	15.4	13.9	.259	.741	.500	40	37	1	3	7	6	19	28
L.A.Clippers	98.6	101.8	.457	.455	16.4	13.7	.284	.732	.508	45	34	1	4	4	5	9	24
L.A.Lakers	101.5	95.4	.463	.437	13.1	13.6	.292	.723	.507	37	57	4	0	4	4	30	9
Memphis	99.9	97.6	.471	.457	14.0	16.7*	.289	.725	.507	35	51	2	5	9	10	23	12
Miami	102.1	94.6	.481	.434	13.9	13.2	.252	.755	.503	37	60	2	2	2	8	35	6
Milwaukee	91.9	92.7	.430	.447	13.5	15.2	.247	.748	.497	61	62	3	3	3	8	16	21
Minnesota	101.1	107.7	.441	.468	17.0	14.4	.296	.737	.517	37	20	0	4	3	10	11	33
NewJersey	94.2	100.4	.440	.465	14.0	12.3	.261	.742	.501	58	40	5	4	7	7	4	34
NewOrleans	94.9	94.0	.459	.457	13.0	14.5	.251	.762	.507	59	53	4	2	8	6	16	17
NewYork	106.5	105.7	.457	.472	13.7	15.2	.242	.719	.481	29	24	2	1	4	5	18	14
Oklahoma City	104.8	101.0	.464	.458	14.1	14.0	.274	.736	.505	28	36	8	2	10	5	22	8
Orlando	99.2	93.7	.461	.436	14.9	13.9	.261	.769*	.515	43	58	3	3	6	7	33	9
Philadelphia	99.0	97.5	.461	.451	13.0*	14.2	.246	.745	.496	41	51	2	8	3	8	26	13
Phoenix	105.0	105.9	.470	.472	14.3	14.5	.237	.716	.476	29	26	5	4	7	6	15	18
Portland	96.3	94.8	.447	.467	13.0	15.7	.295	.720	.507	46	55	2	3	7	4	19	15
Sacramento	99.4	104.7	.449	.478	16.1	14.7	.299*	.744	.522	40	26	1	6	8	8	7	23
SanAntonio	103.7	98.0	.475	.456	13.4	13.4	.249	.746	.498	29	49	3	1	7	4	32	9
Toronto	99.1	105.4	.465	.482	14.7	13.9	.282	.720	.501	44	28	0	2	2	7	8	30
Utah	99.4	101.3	.465	.459	14.3	14.6	.270	.717	.493	40	38	5	2	6	4	16	24
Washington	97.3	104.7	.443	.471	15.3	15.8	.280	.705	.492	51	28	5	3	8	2	7	36
NBA Averages	99.6		.459		14.3		.264	.736		1254		81		183		558	

\* - League Leader

### REBOUND PERCENTAGES

OFF - Percentage of a given team's missed shots which that team rebounds.

DEF - Percentage of opponents' missed shots which a given team rebounds.

TOT - Average of offensive and defensive rebound percentages.

## 2010-11 Statistical Ranking Within League - Offensive

	ATL	BOS	CHA	CHI	CLE	LAL	DEN	DET	GS	HOU	IND	LAC	LAL	MEM	MIA	MIL	MIN	NJ	NO	NY	OKC	ORL	PHI	PHO	POR	SAC	SA	TOR	UTA	WAS	
Points/game	26	23	29	20	25	11	1	22	7	3	13	19	9	12	8	30	10	28	27	2	5	16	18	4	24	15	6	17	14	21	
FG pct.	12	1	22	13	29	5	3	17	14	21	26	20	11	6	2	30	27	28	18	19	10	16	15	7	24	23	4	8	9	25	
FT pct.	6	11	21	26	24	8	16	27	17	4	5	29	7	23	12	20	13	19	15	2	1	30	10	18	3	28	14	22	9	25	
3-ptFG pct.	18	12	29	13	23	11	3	6	2	9	16	25	17	27	7	24	5	22	14	8	19	10	15	4	21	26	1	20	28		
Off.Reb./gm	29	30	21	7	19	28	26	12	10	9	13	10	5	6	27	18	1	14	24	22	15	17	20	25	4	2	23	8	16	3	
Def.Reb./gm	20	13	22	4	21	6	5	29	26	12	3	15	7	24	2	16	11	23	19	18	8	1	10	17	30	14	9	27	28	25	
Rebounds/game	28	29	24	2	22	14	11	30	19	7	5	9	3	16	9	18	1	17	24	20	8	6	13	23	27	4	12	21	26	15	
Assists/game	12	4	18	9	20	2	10	17	7	1	28	10	13	21	26	30	25	19	21	11	5	24	27	6	3	16	23	8	14	4	129
Steals/game	29	3	28	17	26	23	13	16	2	21	20	19	14	1	26	11	17	30	9	8	6	24	10	25	5	12	14	21	7	4	
Turnovers/gm	9	22	21	17	18	12	16	2	23	8	27	29	5	12	11	7	30	14	3	10	15	25	1	19	4	28	6	24	20	26	
Blocks/gm	28	27	8	5	28	124	124	130	12	19	6	13	10	7	9	14	10	16	20	4	2	16	23	22	21	15	18	26	3	1	
Pers.Fouls/gm	15	8	9	12	4	18	7	24	11	22	20	2	17	14	16	27	25	18	21	28	10	6	13	5	23	3	25	30	29		
DQ/game	4	25	12	21	28	8	6	28	12	12	17	1	5	8	11	24	28	3	8	22	28	20	15	8	15	26	1	6	20	17	



## 2010-11 Statistical Ranking Within League - Defensive

	ATL	BOS	CHA	CHI	CLE	DAL	DEN	DET	GS	HOU	IND	LAC	LAL	MEM	MIA	MIL	MIN	NJ	NO	NY	OKC	ORL	PHI	PHO	POR	SAC	SA	TOR	UTA	WAS
Points/game	9	1	11	2	23	10	21	16	27	22	17	20	8	13	6	3	30	15	5	28	18	4	12	29	7	25	14	26	19	24
FG pct.	18	3	10	1	27	8	16	30	21	22	7	11	5	14	2	6	23	19	13	26	15	4	9	25	20	28	12	29	17	24
FT pct.	25	9	29	15	10	5	8	17	26	30	4	23	16	11	3	21	28	6	22	14	2	1	24	7	19	13	18	20	27	12
3-pt FG pct.	4	5	16	1	30	7	8	14	13	15	17	20	3	24	9	2	27	19	12	25	18	10	6	21	23	11	22	28	29	26
Off. Reb./gm	6	8	2	4	17	14	9t	11	30	25	23	21	29	18	9t	5	20	7	1	26	24	3	15	27	12t	12t	16	19	22	28
Def. Reb./gm	16	4t	10	1	30	14	19	15	26	20	25	8	7	4t	2	27	22	21	12t	28	6	11	24	29	3	18	17	12t	9	23
Rebounds/game	10t	4	5	1	26	13	18	12	30	24	25	9	19	8	2	21	23	20	3	28	10t	7	22	29	6	16	17	15	14	27
Assists/game	16	1	18	2	28	10	20	27	29	12	7	22t	22t	14	5	6	30	21	15	8	13	4	17	25	3	19	9	24	11	26
Steals/game	3	9t	16	7t	22	23	19	7t	29	15	21	27	12	20	9t	2	30	4	1	13	14	17	11	26	5	28	6	25	18	24
Turnovers/gm	29	5	27	15	25	24	20	14	2	21t	17	21t	23	1	28	7	12	30	10	6	16	19	13	11	4	8	26	18	9	3
Blocks/gm	5	10	29	26	28	2	27	15	6	22	25	18	11	30	1	16	21	13	17	9	7t	3	14	7t	4	24	12	23	19	20
Pers.Fouls/gm	29	22	13	24	10	23	1	27	30	8t	7	2	18	8t	5	19	15	25	20	16	6	4	28	12	11	14	17	26	3	21
DQ/game	27t	30	27t	18t	22t	4t	22t	22t	11t	18t	18t	1t	26	9t	4t	22t	11t	18t	27t	6t	13t	3	13t	6t	6t	13t	9t	13t	1t	13t

## 2010-11 NBA Attendance

TEAM	HOME ATTENDANCE			ROAD ATTENDANCE		
	G	ATT	AVG	G	ATT	AVG
Atlanta Hawks	41	641,596	15,649	41	695,258	16,958
Boston Celtics	41	763,584	18,624	41	777,555	18,965
Charlotte Bobcats	41	649,694	15,846	41	675,411	16,473
Chicago Bulls	41	893,462	21,792	41	755,676	18,431
Cleveland Cavaliers	41	824,595	20,112	41	664,201	16,200
Dallas Mavericks	41	824,162	20,102	41	682,952	16,657
Denver Nuggets	41	692,968	16,902	41	708,687	17,285
Detroit Pistons	41	683,080	16,660	41	686,024	16,732
Golden State Warriors	41	766,398	18,693	41	699,038	17,050
Houston Rockets	41	663,839	16,191	41	694,684	16,944
Indiana Pacers	41	555,077	13,538	41	690,605	16,844
Los Angeles Clippers	41	727,462	17,743	41	722,179	17,614
Los Angeles Lakers	41	778,877	18,997	41	782,589	19,088
<b>Memphis Grizzlies</b>	<b>41</b>	<b>600,687</b>	<b>14,651</b>	<b>41</b>	<b>674,096</b>	<b>16,441</b>
Miami Heat	41	810,930	19,779	41	797,331	19,447
Milwaukee Bucks	41	631,910	15,412	41	693,384	16,912
Minnesota Timberwolves	41	624,960	15,243	41	692,322	16,886
New Jersey Nets	41	581,378	14,180	41	701,058	17,099
New Orleans Hornets	41	603,088	14,709	41	704,368	17,180
New York Knickerbockers	41	808,879	19,729	41	739,822	18,044
Oklahoma City Thunder	41	744,068	18,148	41	728,751	17,774
Orlando Magic	41	777,852	18,972	41	714,556	17,428
Philadelphia 76ers	41	604,823	14,752	41	703,394	17,156
Phoenix Suns	41	720,249	17,567	41	715,961	17,462
Portland Trail Blazers	41	840,924	20,510	41	669,689	16,334
Sacramento Kings	41	569,496	13,890	41	713,432	17,401
San Antonio Spurs	41	750,879	18,314	41	712,972	17,390
Toronto Raptors	41	679,208	16,566	41	691,090	16,856
Utah Jazz	41	799,982	19,512	41	710,583	17,331
Washington Wizards	41	688,466	16,792	41	704,905	17,193
<b>TOTALS</b>	<b>1230</b>	<b>21,302,573</b>	<b>17,319</b>	<b>1230</b>	<b>21,302,573</b>	<b>17,319</b>



## 2011 NBA Draft

### First Round

No.	Team	Player	From
1	CLE	Kyrie Irving	Duke
2	MIN	Derrick Williams	Arizona
3	UTA	Enes Kanter	Kentucky
4	CLE	Tristan Thompson	Texas
5	TOR	Jonas Valanciunas	Lithuania
6	WAS	Jan Vesely	Czech Republic
7	SAC	Bismack Biyombo	Dem. Rep. of the Congo
8	DET	Brandon Knight	Kentucky
9	CHA	Kemba Walker	Connecticut
10	MIL	Jimmer Fredette	Brigham Young
11	GSW	Klay Thompson	Washington State
12	UTA	Alec Burks	Colorado
13	PHO	Markieff Morris	Kansas
14	HOU	Marcus Morris	Kansas
15	IND	Kawhi Leonard	San Diego State
16	PHI	Nikola Vucevic	USC
17	NYK	Iman Shumpert	Georgia Tech
18	WAS	Chris Singleton	Florida State
19	CHA	Tobias Harris	Tennessee
20	MIN	Donatas Motiejunas	Lithuania
21	POR	Nolan Smith	Duke
22	DEN	Kenneth Faried	Morehead State
23	HOU	Nikola Mirotic	Montenegro
24	OKC	Reggie Jackson	Boston College
25	BOS	MarShon Brooks	Providence
26	DAL	Jordan Hamilton	Texas
27	NJN	JaJuan Johnson	Purdue
28	CHI	Norris Cole	Cleveland State
29	SAS	Cory Joseph	Texas
30	CHI	Jimmy Butler	Marquette

### Second Round

No.	Team	Player	From
31	MIA	Bogdan Bogdanovic	Croatia
32	CLE	Justin Harper	Richmond
33	DET	Kyle Singler	Duke
34	WAS	Shelvin Mack	Butler
35	SAC	Tyler Honeycutt	UCLA
36	NJN	Jordan Williams	Maryland
37	LAC	Trey Thompson	Georgia
38	HOU	Chandler Parsons	Florida
39	CHA	Jeremy Tyler	USA
40	MIL	Jon Leuer	Wisconsin
41	LAL	Darius Morris	Michigan
42	IND	Davis Bertans	Latvia
43	CHI	Malcolm Lee	UCLA
44	GSW	Charles Jenkins	Hofstra
45	NOH	Josh Harrellson	Kentucky
46	LAL	Andrew Goudelock	College of Charleston
47	LAC	Travis Leslie	Georgia
48	ATL	Keith Benson	Oakland
49	MEM	Josh Selby	Kansas
50	PHI	Lavoy Allen	Temple
51	POR	Jon Diebler	Ohio State
52	DET	Vernon Macklin	Florida
53	ORL	DeAndre Liggins	Kentucky
54	CLE	Milan Macvan	Serbia
55	BOS	ETwaun Moore	Purdue
56	LAL	Chukwudiebere Maduabum	Nigeria
57	DAL	Targuy Ngombo	Rep. of the Congo
58	LAL	Ater Majok	Sudan
59	SAS	Adam Hanga	Hungary
60	SAC	Isaiah Thomas	Washington

## 2011-12 NBA Officiating Staff

6	Tony Brown	30	John Goble	58	Josh Tiven
7	Kevin Fehr	31	Scott Wall	59	Gary Zielinski
8	Marc Davis	32	Eddie F. Rush	60	James Williams
9	Derrick Stafford	33	Zach Zarba	61	Courtney Kirkland
10	Ron Garretson	34	Kevin Cutler	63	Derek Richardson
11	Derrick Collins	35	Kane Fitzgerald	65	Sean Wright
12	Violet Palmer	36	David Jones	66	Haywoode Workman
13	Monty McCutchen	38	Michael Smith	68	Marat Kogut
14	Ed Malloy	40	Leon Wood	70	Brent Barnaky
15	Bennett Salvatore	41	Ken Mauer	71	Rodney Mott
16	David Guthrie	42	Eric Lewis	72	JT Orr
17	Joe Crawford	43	Dan Crawford	73	Tre Maddox
18	Matt Boland	44	Eli Roe	74	Curtis Blair
19	James Capers	45	Brian Forte	75	Eric Dalen
20	Leroy Richardson	47	Bennie Adams	77	Karl Lane
22	Bill Spooner	48	Scott Foster		
23	Jason Phillips	49	Tom Washington		
24	Mike Callahan	50	Olandis Poole		
25	Tony Brothers	52	Scott Tiwardoski		
26	Pat Fraher	54	Nick Buchert		
27	Dick Bavetta	55	Bill Kennedy		
28	Tommy Nunez, Jr.	56	Mark Ayotte		
29	Mark Lindsay	57	Greg Willard		

### Non-Staff Officials:

64	SirAllen Conner
67	Matt Myers
69	Ben Taylor
76	Steve Anderson
78	Scott Bolnick
79	Kevin Scott



## NBA Offices

### NBA, NBA Entertainment, WNBA, NBA Development League

#### New York

Olympic Tower  
645 Fifth Avenue  
New York, NY 10022  
Telephone: (212) 407-8000  
Fax: (212) 832-3861

#### New Jersey

100 Plaza Drive  
Secaucus, NJ 07094  
Telephone: (201) 865-1500  
Fax: (201) 974-5973

#### NBA Store

590 Fifth Avenue  
New York, NY 10103  
Telephone: (212) 515-6221

#### NBA CITY

6068 Universal Boulevard  
Orlando, FL 32819  
Telephone: (407) 363-5919  
Fax: (407) 370-3178

### INTERNATIONAL OFFICES

#### EUROPE

Headquarters - NBA EMEA  
125 Kensington High Street

London, W8 5SF, UK  
TEL: 011-44-20-7795-8921  
FAX: 011-44-20-7795-8901

#### Italy

Via Dogana 3  
20123, Milano, Italy  
TEL: 011-39-02-8648-9361  
FAX: 011-39-02-809-250

#### Russia

10 Presnenskaya nab  
123317 Moscow  
TEL: 011-74-95-9677-942

#### Spain

pp. Empresarial 'La Finca'  
Edif. 15A, 28223  
Pozuelo de Alarcón  
Madrid, Spain  
TEL: 011-34-91297-9700  
FAX: 011-34-91799-5999

#### Turkey

Astoria Is Merkezi  
Buyukdere Cad. No:127 A Kule K-9  
Esentepe 34394, Istanbul, Turkey  
TEL: +90 212 340 7600  
FAX: +90 212 340 7601

#### Mexico

Jose Maria Castorena 324  
Suite #206-207  
Col. Cuajimalpa, Mexico, D.F. C.P.  
05000  
Telephone: 011-5255-813-6699/7000  
Fax: 011-5255-812-7464

#### Canada

40 Bay Street, Suite 400  
Toronto, Ontario  
Canada M5J 2X2  
Telephone: 416-364-2030  
Fax: 416-364-0205

### ASIA/PACIFIC

#### Hong Kong

3101, The Lee Gardens  
33 Hysan Avenue  
Causeway Bay, Hong Kong  
Telephone: 011 852-2843-9600  
Fax: 011 852-2536-4808

#### Taiwan

Suite 1303, No. 88, Section 2,  
Chung Hsiao East Road  
Taipei, Taiwan ROC  
Telephone: 886-2-2358-1900  
Fax: 886-2-2358-1098

#### Korea

41F Gnamnam Finance Center  
737 Yeoksam-dong, Gnamnam-gu  
Seoul Korea 135-984  
Telephone: 822 2008 4617  
Fax: 822 2008 4618

#### China—Beijing

19th Floor, Office Tower 2,  
China Central Place,  
No. 79 Jianguo Road,  
Chaoyang District,  
Beijing 100025, China  
Telephone: (86)10-5200-8200  
Fax: (86)10-5200-8202

#### China—Shanghai

Unit 2703-08, 27/F,  
Tower 2, Plaza 66  
1366 Nanjing West Road  
Shanghai 200040, China  
Telephone: (86)21-6137-2200  
Fax: (86)-21-6288-9920

## D-League Head Office & Team Directories

### NBA D-League

President: Dan Reid

#### Austin Toros

12885 N. Highway 183, suite 207;  
Austin, TX 78750  
Arena: Cedar Park Center  
Tel: (512) 236-8333;  
Fax: (512) 236-8444

Media Relations Contact: Perri  
Travillion (ptravillion@austintoros.com)  
NBA Affiliation: San Antonio

#### Bakersfield Jam

1400 Norris Road; Bakersfield,  
CA 93308  
Tel: (661) 615-6550;  
Fax: (661) 615-6555  
Arena: Jam Events Center  
Media Relations Contacts: Natalya  
Pyatkova

(natalya@bakersfieldjam.com)  
NBA Affiliations: Los Angeles Clippers,  
Phoenix, Toronto

#### Canton Charge

1101 Market Avenue North; Canton,  
OH 44702  
Tel: (330) 489-1701;  
Fax: (330) 489-1703  
Arena: Canton Memorial Civic Center  
Media Relations Contact: TBD  
NBA Affiliation: Cleveland

#### Dakota Wizards

315 South 5th St.;  
Bismarck, ND 58504  
Tel: (701) 258-2255;  
Fax: (701) 255-7967  
Arena: Bismarck Civic Center  
Media Relations Contact: Scott  
Woodmansee  
(swoody@dakotawizards.com)  
NBA Affiliation: Golden State

#### Erie BayHawks

110 East 8th Street; Erie, PA 16501  
Tel: (814) 790-5600;  
Fax: (814) 790-5608  
Arena: Tullio Arena  
Media Relations Contact: Matt Bresee  
(matt.bresee@nbaerie.com)  
NBA Affiliation: New York

#### Fort Wayne Mad Ants

1910 St. Joe Center Rd, suite 61;  
Fort Wayne, IN 46825  
Tel: (260) 469-4667;  
Fax: (260) 469-4674  
Arena: Allen County War Memorial  
Coliseum  
Media Relations Contact: Heidi Busch  
(heidi@fortwaynehoops.com)  
NBA Affiliations: Detroit, Indiana,  
Milwaukee

#### Idaho Stampede

233 South Capitol Blvd., suite 100;  
Boise, ID 83702  
Tel: (208) 388-4667;  
Fax: (208) 388-3845  
Arena: Qwest Arena  
Media Relations Contact: Travis Tate  
(travis@idahostampede.com)  
NBA Affiliations: Denver, Portland, Utah

#### Iowa Energy

730 3rd Street; Des Moines,  
Iowa 50309  
Tel: (515) 462-2849;  
Fax: (515) 564-8551  
Arena: Wells Fargo Arena  
Media Relations Contacts: Chris  
Makris (cmakris@iowanba.com)  
NBA Affiliations: Chicago,  
New Orleans, Washington

#### Los Angeles D-Fenders

555 N. Nash Street  
El Segundo, CA 90245  
Arena: Toyota Sports Center  
Media Relations Contact: TBD  
NBA Affiliation: Los Angeles Laker

#### Maine Red Claws

413 Congress Street; Portland,  
ME 04101  
Tel: 207-210-6655;  
Fax: 207-210-6659  
Arena: Portland Exposition Building  
Media Relations Contact:  
Jana Spaulding (jspaulding@  
maineredclaws.com)  
NBA Affiliations: Boston, Charlotte,  
Philadelphia

#### Reno Bighorns

250 Evans Avenue; Reno, NV 89501  
Tel: (775) 284-2622;  
Fax: (775) 284-8622  
Arena: Reno Events Center  
Media Relations Contact: TJ Lasita  
(tjlasita@nbareno.com)  
NBA Affiliations: Atlanta, Memphis,  
Sacramento

#### Rio Grande Valley Vipers

4500 North 10th Street, suite 315;  
McAllen, TX 78504  
Tel: (888) 748-6223;  
Fax: (956) 972-1150  
Arena: Dodge Arena  
Media Relations Contact: Jonah  
Goldberg (jgoldberg@rgvipers.com)  
NBA Affiliation: Houston

#### Sioux Falls Skyforce

2131 South Minnesota Ave; Sioux  
Falls, SD 57105  
Tel: (605) 332-0605;  
Fax: (605) 332-2305  
Arena: Sioux Falls Arena  
Media Relations Contact: Brett Hansen  
(brett@skyforceonline.com)  
NBA Affiliations: Miami,  
Minnesota, Orlando

#### Springfield Armors

1 Monarch Place, Suite 220;  
Springfield, MA 01144  
Tel: (413) 746-3263;  
Fax: (413) 746-3262  
Arena: MassMutual Center  
Media Relations Contact: Eli Pearlstein  
(epearlstein@armorhoops.com)  
NBA Affiliation: New Jersey

#### Texas Legends

2601 Avenue of the Stars, Suite 300;  
Frisco, TX 75215  
Tel: (214) 469-0823;  
Fax: (214) 469-0823  
Arena: Dr. Pepper Arena  
Media Relations Contact: Malcolm  
Farmer (mfarmer@texlegends.com)  
NBA Affiliation: Dallas

#### Tulsa 66ers

2727 E. 21st St., Suite 500; Tulsa,  
OK 74114  
Tel: (918) 585-8444  
Fax: (918) 398-6930  
Arena: Tulsa Convention Center  
Media Relations Contact: Mitch  
Heckart (mheckart@tulsa66ers.com)  
NBA Affiliation: Oklahoma City





## Final 2010-11 NBA Development League Standings

Eastern	HOME		AWAY		Pct	Gb	Western	HOME		AWAY		Pct	Gb
	W-L	W-L	W-L	W-L				W-L	W-L	W-L	W-L		
IOWA	37-13	21-4	16-9	0.740	0.0		RENO	34-16	20-5	14-11	0.680	0.0	
ERIE	32-18	18-7	14-11	0.640	5.0		RIO GRANDE VALLEY	33-17	17-8	16-9	0.660	1.0	
FORT WAYNE	24-26	16-9	8-17	0.480	13.0		TULSA	33-17	17-8	16-9	0.660	1.0	
DAKOTA	19-31	11-14	8-17	0.380	18.0		BAKERSFIELD	29-21	17-8	12-13	0.580	5.0	
MAINE	18-32	14-11	4-21	0.360	19.0		UTAH	28-22	16-9	12-13	0.560	6.0	
SPRINGFIELD	13-37	7-18	6-19	0.260	24.0		IDAHO	24-26	12-13	12-13	0.480	10.0	
SIoux FALLS	10-40	6-19	4-21	0.200	27.0		TEXAS	24-26	15-10	9-16	0.480	10.0	
							AUSTIN	22-28	13-12	9-16	0.440	12.0	
							NEW MEXICO	20-30	13-12	7-18	0.400	14.0	

### 2011 POSTSEASON RESULTS

#### Quarterfinals

##### Iowa Energy 2, Utah Flash 1

Game 1 – Iowa 103, Utah 96

Game 2 – Utah 119, Iowa 118

Game 3 – Iowa 112, Utah 107

##### Tulsa 66ers 2, Texas Legends 0

Game 1 – Tulsa 94, Texas 83

Game 2 – Tulsa 104, Texas 89

##### Reno Bighorns 2, Erie BayHawks 1

Game 1 – Reno 106, Erie 101

Game 2 – Erie 114, Reno 111

Game 3 – Reno 99, Erie 87

##### Rio Grande Valley Vipers 2, Bakersfield Jam 1

Game 1 – Bakersfield 110, Rio Grande Valley 105

Game 2 – Rio Grande Valley 104, Bakersfield 92

Game 3 – Rio Grande Valley 112, Bakersfield 99

#### Semifinals

##### Iowa Energy 2 Tulsa 66ers 0

Game 1 – Iowa 103, Tulsa 96

Game 2 – Iowa 107, Tulsa 94

##### Rio Grande Valley Vipers 2, Reno Bighorns 0

Game 1 – Rio Grande Valley 98, Reno 96, OT

Game 2 – Rio Grande Valley 134, Reno 126, OT

#### Finals

##### Iowa Energy 2, Rio Grande Valley Vipers 1

Game 1 – Iowa 123, Rio Grande Valley 106

Game 2 – Rio Grande Valley 141, Iowa 122

Game 3 – Iowa 119, Rio Grande Valley 111

## 2010-11 D-League to NBA Gatorade Callups

Player	D-League Team	NBA Team
Zabian Dowdell	Tulsa 66ers	Phoenix
Larry Owens	Tulsa 66ers	San Antonio, Washington
Mustafa Shakur	Rio Grande Valley Vipers	Washington
Chris Johnson	Dakota Wizards	Portland, Boston, Portland
Garrett Temple	Erie BayHawks	Milwaukee, Charlotte
Trey Johnson	Bakersfield Jam	Toronto, Los Angeles Lakers
Orien Greene	Utah Flash	New Jersey
Steve Novak	Reno Bighorns	San Antonio
Jeff Adrien	Rio Grande Valley Vipers	Golden State Warriors
Othys Jeffers	Iowa Energy	San Antonio, Washington
Jerel McNeal	Rio Grande Valley Vipers	New Orleans
Marcus Cousin	Austin Toros	Utah, Houston
Danny Green	Reno Bighorns	San Antonio
Patrick Ewing Jr	Sioux Falls Skyforce	New Orleans
Kyle Weaver	Austin Toros	Utah
Mario West	Maine Red Claws	New Jersey
Antonio Daniels	Texas Legends	Philadelphia
Robert Vaden	Tulsa 66ers	Oklahoma City
Magnum Rolle	Maine Red Claws	Atlanta
Marqus Blakely	Iowa Energy	Houston



## 2010-11 NBA Awards Winners

### NBA Most Valuable Player

Derrick Rose, Chicago Bulls

### NBA Coach of the Year

Tom Thibodeau, Chicago Bulls

### NBA Rookie of the Year

Blake Griffin, Los Angeles Clippers

### NBA Sixth Man Award

Lamar Odom, Los Angeles Lakers

### NBA Defensive Player of the Year

Dwight Howard, Orlando Magic

### NBA Most Improved Player

Kevin Love, Minnesota Timberwolves

### J. Walter Kennedy Citizenship Award

Ron Artest, Los Angeles Lakers

### NBA Sportsmanship Award

Stephen Curry, Golden State Warriors

### NBA Executive of the Year

Gar Forman, Chicago Bulls

### NBA Finals MVP

Dirk Nowitzki, Dallas Mavericks

### NBA All-Star Game MVP

Kobe Bryant, Los Angeles Lakers

### All-NBA First Team

Kobe Bryant, Los Angeles Lakers  
Kevin Durant, Oklahoma City Thunder  
Dwight Howard, Orlando Magic  
LeBron James, Miami Heat  
Derrick Rose, Chicago Bulls

### All-NBA Second Team

Pau Gasol, Los Angeles Lakers  
Dirk Nowitzki, Dallas Mavericks  
Amar'e Stoudemire, New York Knicks  
Dwyane Wade, Miami Heat  
Russell Westbrook, Oklahoma City Thunder

### All-NBA Third Team

LaMarcus Aldridge, Portland Trail Blazers  
Manu Ginobili, San Antonio Spurs  
Al Horford, Atlanta Hawks  
Chris Paul, New Orleans Hornets

### Zach Randolph, Memphis Grizzlies

### All-Rookie First Team

Stephen Curry, Golden State Warriors  
Darren Collison, New Orleans Hornets  
Tyreke Evans, Sacramento Kings  
Taj Gibson, Chicago Bulls  
Brandon Jennings, Milwaukee Bucks

### All-Rookie Second Team

Eric Bledsoe, Los Angeles Clippers  
Derrick Favors, Utah Jazz  
Paul George, Indiana Pacers  
Wesley Johnson, Minnesota Timberwolves  
Greg Monroe, Detroit Pistons

### NBA All-Defensive First Team

Kobe Bryant, Los Angeles Lakers  
Kevin Garnett, Boston Celtics  
Dwight Howard, Orlando Magic  
LeBron James, Cleveland Cavaliers  
Rajon Rondo, Boston Celtics

### NBA All-Defensive Second Team

Tony Allen, Memphis Grizzlies  
Tyson Chandler, Dallas Mavericks  
Andre Iguodala, Philadelphia 76ers  
Joakim Noah, Chicago Bulls  
Chris Paul, New Orleans Hornets

## All-Time Award Winners

### Most Valuable Player (Maurice Podoloff Trophy)

(Selected by vote of NBA players until 1979-80; by writers and broadcasters since 1980-81)

Year	Player, Team	Year	Player, Team
1955-56	Bob Pettit, St. Louis	1983-84	Larry Bird, Boston
1956-57	Bob Cousy, Boston	1984-85	Larry Bird, Boston
1957-58	Bill Russell, Boston	1985-86	Larry Bird, Boston
1958-59	Bob Pettit, St. Louis	1986-87	Magic Johnson, L.A. Lakers
1959-60	Wilt Chamberlain, Philadelphia	1987-88	Michael Jordan, Chicago
1960-61	Bill Russell, Boston	1988-89	Magic Johnson, L.A. Lakers
1961-62	Bill Russell, Boston	1989-90	Magic Johnson, L.A. Lakers
1962-63	Bill Russell, Boston	1990-91	Michael Jordan, Chicago
1963-64	Oscar Robertson, Cincinnati	1991-92	Michael Jordan, Chicago
1964-65	Bill Russell, Boston	1992-93	Charles Barkley, Phoenix
1965-66	Wilt Chamberlain, Philadelphia	1993-94	Hakeem Olajuwon, Houston
1966-67	Wilt Chamberlain, Philadelphia	1994-95	Dan Robinson, San Antonio
1967-68	Wilt Chamberlain, Philadelphia	1995-96	Michael Jordan, Chicago
1968-69	Wes Unseld, Baltimore	1996-97	Karl Malone, Utah
1969-70	Willis Reed, New York	1997-98	Michael Jordan, Chicago
1970-71	Kareem Abdul-Jabbar, Milwaukee	1998-99	Karl Malone, Utah
1971-72	Kareem Abdul-Jabbar, Milwaukee	1999-00	Shaquille O'Neal, L.A. Lakers
1972-73	Dave Cowens, Boston	2000-01	Allen Iverson, Philadelphia
1973-74	Kareem Abdul-Jabbar, Milwaukee	2001-02	Tim Duncan, San Antonio
1974-75	Bob McAdoo, Buffalo	2002-03	Tim Duncan, San Antonio
1975-76	Kareem Abdul-Jabbar, L.A. Lakers	2003-04	Kevin Garnett, Minnesota
1976-77	Kareem Abdul-Jabbar, L.A. Lakers	2004-05	Steve Nash, Phoenix
1977-78	Bill Walton, Portland	2005-06	Steve Nash, Phoenix
1978-79	Moses Malone, Houston	2006-07	Dirk Nowitzki, Dallas
1979-80	Kareem Abdul-Jabbar, L.A. Lakers	2007-08	Kobe Bryant, L.A. Lakers
1980-81	Julius Erving, Philadelphia	2008-09	LeBron James, Cleveland
1981-82	Moses Malone, Houston	2009-10	LeBron James, Cleveland
1982-83	Moses Malone, Philadelphia	2010-11	Derrick Rose, Chicago

### NBA Coach Of The Year (Red Auerbach Trophy)

(Selected by writers and broadcasters)

Year	Coach, Team	Year	Coach, Team
1962-63	Harry Gallatin, St. Louis	1986-87	Mike Schuler, Portland
1963-64	Alex Hannum, San Francisco	1987-88	Doug Moe, Denver
1964-65	Red Auerbach, Boston	1988-89	Cotton Fitzsimmons, Phoenix
1965-66	Dolph Schayes, Philadelphia	1989-90	Pat Riley, L.A. Lakers
1966-67	Johnny Kerr, Chicago	1990-91	Don Chaney, Houston
1967-68	Richie Guerin, St. Louis	1991-92	Don Nelson, Golden State
1968-69	Gene Shue, Baltimore	1992-93	Pat Riley, New York
1969-70	Red Holzman, New York	1993-94	Lenny Wilkens, Atlanta
1970-71	Dick Motta, Chicago	1994-95	Del Harris, L.A. Lakers
1971-72	Bill Sharman, L.A. Lakers	1995-96	Phil Jackson, Chicago
1972-73	Tom Heinsohn, Boston	1996-97	Pat Riley, Miami
1973-74	Ray Scott, Detroit	1997-98	Larry Bird, Indiana
1974-75	Phil Johnson, K.C./Omaha	1998-99	Mike Dunleavy, Portland
1975-76	Bill Fitch, Cleveland	1999-00	Glenn "Doc" Rivers, Orlando
1976-77	Tom Nissalke, Houston	2000-01	Larry Brown, Philadelphia
1977-78	Hubie Brown, Atlanta	2001-02	Rick Carlisle, Detroit
1978-79	Cotton Fitzsimmons, Kansas City	2002-03	Gregg Popovich, San Antonio
1979-80	Bill Fitch, Boston	2003-04	Hubie Brown, Memphis
1980-81	Jack McKinney, Indiana	2004-05	Mike D'Antoni, Phoenix
1981-82	Gene Shue, Washington	2005-06	Avery Johnson, Dallas
1982-83	Don Nelson, Milwaukee	2006-07	Sam Mitchell, Toronto
1983-84	Frank Layden, Utah	2007-08	Byron Scott, New Orleans
1984-85	Don Nelson, Milwaukee	2008-09	Mike Brown, Cleveland
1985-86	Mike Fratello, Atlanta	2009-10	Scott Brooks, Oklahoma City
		2010-11	Tom Thibodeau, Chicago

**ROOKIE OF THE YEAR (Eddie Gottlieb Trophy)**

(Selected by writers and broadcasters)

Year	Player, Team	Year	Player, Team
1952-53	Don Meineke, Fort Wayne	1981-82	Buck Williams, New Jersey
1953-54	Ray Felix, Baltimore	1982-83	Terry Cummings, San Diego
1954-55	Bob Pettit, Milwaukee	1983-84	Ralph Sampson, Houston
1955-56	Maurice Stokes, Rochester	1984-85	Michael Jordan, Chicago
1956-57	Tom Heinsohn, Boston	1985-86	Patrick Ewing, New York
1957-58	Woody Sauldsberry, Philadelphia	1986-87	Chuck Person, Indiana
1958-59	Elgin Baylor, Minneapolis	1987-88	Mark Jackson, New York
1959-60	Wilt Chamberlain, Philadelphia	1988-89	Mitch Richmond, Golden State
1960-61	Oscar Robertson, Cincinnati	1989-90	David Robinson, San Antonio
1961-62	Walt Bellamy, Chicago	1990-91	Derrick Coleman, New Jersey
1962-63	Terry Dischinger, Chicago	1991-92	Larry Johnson, Charlotte
1963-64	Jerry Lucas, Cincinnati	1992-93	Shaquille O'Neal, Orlando
1964-65	Willis Reed, New York	1993-94	Chris Webber, Golden State
1965-66	Rick Barry, San Francisco	1994-95	Grant Hill, Detroit; Jason Kidd, Dallas
1966-67	Dave Bing, Detroit	1995-96	Damon Stoudamire, Toronto
1967-68	Earl Monroe, Baltimore	1996-97	Allen Iverson, Philadelphia
1968-69	Wes Unseld, Baltimore	1997-98	Tim Duncan, San Antonio
1969-70	Kareem Abdul-Jabbar, Milwaukee	1998-99	Vince Carter, Toronto
1970-71	Dave Cowens, Boston; Geoff Petrie, Portland	1999-00	Elton Brand, Chicago; Steve Francis, Houston
1971-72	Sidney Wicks, Portland	2000-01	Mike Miller, Orlando
1972-73	Bob McAdoo, Buffalo	<b>2001-02</b>	<b>Pau Gasol, Memphis</b>
1973-74	Ernie DiGregorio, Buffalo	2002-03	Amare Stoudemire, Phoenix
1974-75	Keith Wilkes, Golden State	2003-04	LeBron James, Cleveland
1975-76	Alvan Adams, Phoenix	2004-05	Emeka Okafor, Charlotte
1976-77	Adrian Dantley, Buffalo	2005-06	Chris Paul, New Orleans/Oklahoma City
1977-78	Walter Davis, Phoenix	2006-07	Brandon Roy, Portland
1978-79	Phil Ford, Kansas City	2007-08	Kevin Durant, Seattle
1979-80	Larry Bird, Boston	2008-09	Derrick Rose, Chicago
1980-81	Darrell Griffith, Utah	2009-10	Tyreke Evans, Sacramento
		2010-11	Blake Griffin, Los Angeles

**MOST IMPROVED PLAYER**

(Selected by writers and broadcasters)

Year	Player, Team
1985-86	Alvin Robertson, San Antonio
1986-87	Dale Ellis, Seattle
1987-88	Kevin Duckworth, Portland
1988-89	Kevin Johnson, Phoenix
1989-90	Rony Seikaly, Miami
1990-91	Scott Skiles, Orlando
1991-92	Pervis Ellison, Washington
1992-93	Mahmoud Abdul-Rauf, Denver
1993-94	Don MacLean, Washington
1994-95	Dana Barros, Philadelphia
1995-96	Gheorghe Muresan, Washington
1996-97	Isaac Austin, Miami
1997-98	Alan Henderson, Atlanta
1998-99	Darrell Armstrong, Orlando
1999-00	Jalen Rose, Indiana
2000-01	Tracy McGrady, Orlando
2001-02	Jermaine O'Neal, Indiana
2002-03	Gilbert Arenas, Golden State
2003-04	Zach Randolph, Portland
2004-05	Bobby Simmons, L.A. Clippers
2005-06	Boris Diaw, Phoenix
2006-07	Monta Ellis, Golden State
2007-08	Hedo Turkoglu, Orlando
2008-09	Danny Granger, Indiana
2009-10	Aaron Brooks, Houston
2010-11	Kevin Love, Minnesota

**NBA DEFENSIVE PLAYER OF THE YEAR**

(Selected by writers and broadcasters)

Year	Player, Team
1982-83	Sidney Moncrief, Milwaukee
1983-84	Sidney Moncrief, Milwaukee
1984-85	Mark Eaton, Utah
1985-86	Alvin Robertson, San Antonio
1986-87	Michael Cooper, L.A. Lakers
1987-88	Michael Jordan, Chicago
1988-89	Mark Eaton, Utah
1989-90	Dennis Rodman, Detroit
1990-91	Dennis Rodman, Detroit
1991-92	David Robinson, San Antonio
1992-93	Hakeem Olajuwon, Houston
1993-94	Hakeem Olajuwon, Houston
1994-95	Dikembe Mutombo, Denver
1995-96	Gary Payton, Seattle
1996-97	Dikembe Mutombo, Atlanta
1997-98	Dikembe Mutombo, Atlanta
1998-99	Alonzo Mourning, Miami
1999-00	Alonzo Mourning, Miami
2000-01	Dikembe Mutombo, Philadelphia
2001-02	Ben Wallace, Detroit
2002-03	Ben Wallace, Detroit
2003-04	Ron Artest, Indiana
2004-05	Ben Wallace, Detroit
2005-06	Ben Wallace, Detroit
2006-07	Marcus Camby, Denver
2007-08	Kevin Garnett, Boston
2008-09	Dwight Howard, Orlando
2009-10	Dwight Howard, Orlando
2010-11	Dwight Howard, Orlando



## NBA EXECUTIVE OF THE YEAR

(Selected by NBA Executives and The Sporting News)

Year	Executive, Team
1972-73	Joe Axelson, K.C./Omaha
1973-74	Eddie Donovan, Buffalo
1974-75	Dick Vertlieb, Golden State
1975-76	Jerry Colangelo, Phoenix
1976-77	Ray Patterson, Houston
1977-78	Angelo Drossos, San Antonio
1978-79	Bob Ferry, Washington
1979-80	Red Auerbach, Boston
1980-81	Jerry Colangelo, Phoenix
1981-82	Bob Ferry, Washington
1982-83	Zollie Volchok, Seattle
1983-84	Frank Layden, Utah
1984-85	Vince Boryla, Denver
1985-86	Stan Kasten, Atlanta
1986-87	Stan Kasten, Atlanta
1987-88	Jerry Krause, Chicago
1988-89	Jerry Colangelo, Phoenix
1989-90	Bob Bass, San Antonio
1990-91	Bucky Buckwalter, Portland
1991-92	Wayne Embry, Cleveland
1992-93	Jerry Colangelo, Phoenix
1993-94	Bob Whitsitt, Seattle
1994-95	Jerry West, L.A. Lakers
1995-96	Jerry Krause, Chicago
1996-97	Bob Bass, Charlotte
1997-98	Wayne Embry, Cleveland
1998-99	Geoff Petrie, Sacramento
1999-00	John Gabriel, Orlando
2000-01	Geoff Petrie, Sacramento
2001-02	Rod Thorn, New Jersey
2002-03	Joe Dumars, Detroit
<b>2003-04</b>	<b>Jerry West, Memphis</b>
2004-05	Bryan Colangelo, Phoenix
2005-06	Elgin Baylor, L.A. Clippers
2006-07	Bryan Colangelo, Toronto
2007-08	Danny Ainge, Boston
2008-09	Mark Warkentin, Denver
2009-10	John Hammond, Milwaukee
2010-11	Gar Forman, Chicago

## NBA SPORTSMANSHIP AWARD

(Selected by writers and broadcasters)

Year	Player, Team
1995-96	Joe Dumars, Detroit
1996-97	Terrell Brandon, Cleveland
1997-98	Avery Johnson, San Antonio
1998-99	Hersey Hawkins, Seattle
1999-2000	Eric Snow, Philadelphia
2000-01	David Robinson, San Antonio
2001-02	Steve Smith, San Antonio
2002-03	Ray Allen, Seattle
2003-04	P.J. Brown, New Orleans
2004-05	Grant Hill, Orlando
2005-06	Elton Brand, L.A. Clippers
2006-07	Luel Deng, Chicago
2007-08	Grant Hill, Phoenix
2008-09	Chauncey Billups, Denver
2009-10	Grant Hill, Phoenix
2010-11	Stephen Curry, Golden State

## NBA SIXTH MAN AWARD

(Selected by writers and broadcasters)

Year	Player, Team
1982-83	Bobby Jones, Philadelphia
1983-84	Kevin McHale, Boston
1984-85	Kevin McHale, Boston
1985-86	Bill Walton, Boston
1986-87	Ricky Pierce, Milwaukee
1987-88	Roy Tarpley, Dallas
1988-89	Eddie Johnson, Phoenix
1989-90	Ricky Pierce, Milwaukee
1990-91	Detlef Schrempf, Indiana
1991-92	Detlef Schrempf, Indiana
1992-93	Clifford Robinson, Portland
1993-94	Dell Curry, Charlotte
1994-95	Anthony Mason, New York
1995-96	Toni Kukoc, Chicago

## J. WALTER KENNEDY CITIZENSHIP AWARD

(Selected by the Pro Basketball Writers Association)

Year	Player, Team
1975-76	Slick Watts, Seattle
1974-75	Wes Unseld, Washington
1976-77	Dave Bing, Washington
1977-78	Bob Lanier, Detroit
1978-79	Calvin Murphy, Houston
1979-80	Austin Carr, Cleveland
1980-81	Mike Glenn, New York
1981-82	Kent Benson, Detroit
1982-83	Julius Erving, Philadelphia
1983-84	Frank Layden, Utah
1984-85	Dan Issel, Denver
1985-86	Michael Cooper, L.A. Lakers, Rory Sparrow, New York
1986-87	Isiah Thomas, Detroit
1987-88	Alex English, Denver
1988-89	Thurl Bailey, Utah
1989-90	Doc Rivers, Atlanta
1990-91	Kevin Johnson, Phoenix
1991-92	Magic Johnson, L.A. Lakers
1992-93	Terry Porter, Portland
1993-94	Joe Dumars, Detroit
1994-95	Joe O'Toole, Atlanta
1995-96	Chris Dudley, Portland
1996-97	P.J. Brown, Miami
1997-98	Steve Smith, Atlanta
1998-99	Brian Grant, Portland
1999-00	Vlade Divac, Sacramento
2000-01	Dikembe Mutombo, Philadelphia
2001-02	Alonzo Mourning, Miami
2002-03	David Robinson, San Antonio
2003-04	Reggie Miller, Indiana
2004-05	Eric Snow, Cleveland
2005-06	Kevin Garnett, Minnesota
2006-07	Steve Nash, Phoenix
2007-08	Chauncey Billups, Detroit
2008-09	Dikembe Mutombo, Houston
2009-10	Samuel Damilbert, Philadelphia
2010-11	Ron Artest, Los Angeles Lakers

Year	Player, Team
1996-97	John Starks, New York
1997-98	Danny Manning, Phoenix
1998-99	Darrell Armstrong, Orlando
1999-00	Rodney Rogers, Phoenix
2000-01	Aaron McKie, Philadelphia
2001-02	Corliss Williamson, Detroit
2002-03	Bobby Jackson, Sacramento
2003-04	Antawn Jamison, Dallas
2004-05	Ben Gordon, Chicago
<b>2005-06</b>	<b>Mike Miller, Memphis</b>
2006-07	Leandro Barbosa, Phoenix
2007-08	Manu Ginobili, San Antonio
2008-09	Jason Terry, Dallas
2009-10	Jamal Crawford, Atlanta
2010-11	Lamar Odom, Los Angeles Lakers

INTRO

PLAYERS

OWNERSHIP

FRONT  
OFFICE

MEDIA

COMMUNITY  
INVESTMENT

HISTORY

PLAYOFFS

REVIEW

OPPONENTS

NBA



LIFE IS MOTION.



Find specialized orthopaedic care for all walks, crawls, limps, sprints and slow, methodical shuffles of life at Campbell Clinic. Our team of 42 orthopaedic specialists has the expertise and experience to treat just about any bone or muscle ailment. From pediatrics to geriatrics, professional athletes to couch potatoes, head to toe, we help you feel better fast so you can live life to the fullest.

[CampbellClinic.com](http://CampbellClinic.com)







FedExForum was delivered on time and on budget to the City of Memphis.

## Memphis' Front Porch

The \$250 million FedExForum opened on time and on budget in September 2004, and has since come to be known as the premier arena in the NBA and in North America. It is home to the NBA's Memphis Grizzlies and the University of Memphis Tigers men's basketball team, and in the six basketball seasons since FedExForum opened, the arena has played host to three NBA Playoff series, five consecutive Conference USA Men's Basketball Tournaments (2005-09), the 2009 NCAA South Regional Men's Division I Basketball Tournament and the 2010 NCAA South Regional Women's Division I Basketball Tournament. In the spring of 2011, it was announced that the Conference USA Men's Tournament will return for the 2012 and 2013 seasons, adding the Conference Women's Championship.

Last season, FedExForum saw another strong year, hosting over 100 arena events and over 100 private meetings that took advantage of some of the unique meeting and function spaces throughout the arena. This season looks like another great year with some exciting new events coming to Memphis!

FedExForum has already played host to many concerts of chart-topping stars including: the Rolling Stones, Elton John, George Strait, Justin Timberlake, Kenny Chesney, Tim McGraw and Faith Hill, Eric Clapton, John Mayer, Carrie Underwood, Alan Jackson, Nickelback, Miley Cyrus, Kid Rock, Alicia Keys, Rascal Flatts, Michael Bublé, Usher, Bon Jovi and AC/DC among other A-List acts that have played FedExForum.

Additionally, Memphis and FedExForum have become a premier location for major boxing events having already hosted seven World Championship Boxing events, four concert rehearsals and tour openings as well as many major family shows like the Ringling Bros. and Barnum and Bailey Circus, Disney on Ice, Monster Jam and Motocross, World Wrestling Entertainment,



Cirque du Soleil and Professional Bull Riders. FedExForum also helped lead the initiative to legalize mixed martial arts in the state of Tennessee, leading to UFC 107 being held at FedExForum in December 2009.

FedExForum has become more than just an arena. It has achieved the goals set by Grizzlies ownership, management and community leaders and has become the new front porch for Memphis, a place where people can come together. Since the arena opened in September 2004, millions of fans have enjoyed a basketball game, concert or event at FedExForum. Additionally, FedExForum has become synonymous with unprecedented "Fans First" service, a principle which led to the Grizzlies and FedExForum being ranked No. 1 overall in the "Bang for the Buck" category in ESPN The Magazine's 2011 Ultimate Standings (No. 9 franchise overall), a composite ranking of all 122 franchises across the four major professional sports in North America (MLB, NBA, NFL, NHL).

In the fall of 2008, FedExForum established a venue services agreement with AEG Facilities, a wholly-owned subsidiary of the Anschutz Company and one of the leading sports and entertainment presenters in the world. As a result of the agreement, executive members of the AEG Facilities staff work directly with the management team at FedExForum to design and provide various support services and resources to stimulate additional revenue growth and create new revenue streams for the organization while enhancing existing business practices. The overall focus of the consulting agreement is to maximize event activity, create new marketing partnerships and generate sales initiatives for the venue.

So what is it about FedExForum that has the city, the NBA and fans buzzing?


There are five seating levels in the arena, with wide concourses making navigating the building easy. There are over 100 points of sale for concession stands, meaning expedited service. There are four full-service restaurants, with three offering service to Premium Seat Holders: Opus, a fine dining restaurant overlooking the court; the Blue Note Lounge, where fans can get a cocktail and a light meal before or during the game and enjoy the new standing ledge; the Lexus Lounge, where fans can watch the Grizzlies run onto the court from the locker room; and one open to all fans just off the Grand Lobby – Jack Daniel's Old No. 7 Sports Bar – a fun pre-game meeting place with patio seating. There is also the Legends Lounge, a patio area overlooking Beale Street where fans can meet and greet before and after every game. Finally, there is a Courtside Lounge just off the floor, exclusive for courtside seat holders. Each of those spaces is also available to rent for private functions during non-game or event times.

All of the food in FedExForum is provided by Levy Restaurants, the leader in sports and entertainment venue dining, and fans experience selection and quality beyond anything they've ever had at a sporting event. Whether it's a Memphis favorite such as Neely's Barbecue, something more exotic, or traditional fare like hamburgers, every fan can find something to satisfy their appetite. The variety and quality of food at FedExForum has certainly been noticed, as FedExForum was chosen by readers of Memphis Sport Magazine for Best Concessions at any Mid-South venue.

Once in their seats, the first thing fans notice is the massive videoboard. Designed by Daktronics, the center-hung scoreboard provides fans with live video, instant replays and information on ten large, digital full-color displays, including four dedicated scoring sections. The scoreboard is one of the biggest in the NBA, measuring approximately 22 feet high by 38 feet in diameter.



Taylor Swift



Usher





The unique design of the main center-hung scoreboard includes two 360-degree full-color rings of LED on the top and bottom of the scoreboard. Four additional video displays, in vertical configuration, flank the main video screens and dedicated scoring sections.

To complement the center-hung video and scoring displays, additional LED displays are prominently featured around the seating bowl. One 360-degree ring of light encircles the entire seating bowl, mounted on the Terrace Level fascia. A second large display curves 270 degrees around the Club Level fascia. The four LED rings comprise one of the largest amount of linear feet of LED in any arena in the United States. FedExForum is also equipped with a state-of-the-art sound system, as well as acoustic technology, making the sound in the arena crystal clear.

Before, during and after games, fans can buy the latest merchandise and Grizzlies gear in the Grizzlies Den team store, located in the Grand Lobby and at several boutique stores throughout FedExForum. The store is also open on non-game days from 10 a.m. – 5 p.m. Monday – Friday and 10 a.m. – 4 p.m. on Saturday. Summer hours are Monday – Friday 11 a.m. – 4 p.m. (closed Saturdays and Sundays) and can be reached by phone at (901) 205-1551.

One of the most unique features of FedExForum is the music theme that is prevalent throughout the arena. Luxury Suite holders have their name engraved on a record outside their suite, and lyric sheets from famous Memphis songs appear prominently on the walls. Concessions and restaurants are named with uniquely Memphis music themes and areas of the arena concourses are divided into sponsored zones highlighting musical genres like Rock 'n' Roll, the Blues, Gospel, Memphis Music Today and more.

FedExForum is also home to the Rock 'n' Soul Museum on the street level of the administration building. The Rock 'n' Soul Museum traces the roots of rock and roll and soul music in Memphis, offering visitors a self-guided tour of Memphis music from the early 20th century into the 1970s. The Rock 'n' Soul Museum is one of only two Smithsonian Institution exhibits not located in Washington, D.C.

FedExForum has set a new standard for arenas in the NBA and surpassed all expectations. But in addition to all the impressive numbers, it achieved something even more significant: it became Memphis' new front porch and the premier showcase of entertainment in the Mid-South.



Disney on Ice

## FedExForum/Media FAQs:

### 1. Where is the media entrance located?

Media should enter the building on the Southeast corner of Fourth Street and Linden Avenue (Media/Staff Entrance). All bags will be subject to search upon entry into FedExForum.

### 2. Where is the media parking lot?

Media Parking is available in the FedExForum surface lot located on Linden Avenue between Third Street and Fourth Street.

### 3. Where do I enter for the practice facility?

Media should enter through the Staff/Media Entrance at Fourth Street and Linden Avenue.

### 4. Where are the locker rooms located?

All locker rooms are located on the Event Level with the Media Suite strategically located on the East side between all the locker rooms.

Memphis Grizzlies – Southeast  
Visiting Team – Northeast

### 5. Where are the media dining room and work rooms located?

Event Level – Southeast. Press take the elevator from the Media Entrance to the Event Level which opens directly into the Don Poier Media Center.

### 6. Where is the media seating?

Two rows – South side center court, plus auxiliary seating on the Plaza Level, East side.

### 7. Where do satellite trucks park?

Satellite trucks park in our surface lot to the South of the garage. The surface lot is located on Linden between Third Street and Fourth Street. If interested in accessing satellite links, please contact a member of the Grizzlies communications staff at least 48 hours prior to the event.

### 8. Where are press conferences held?

Press conferences are held in the press conference room located in the Don Poier Media Center unless otherwise announced.









## Glossary of Terms

### Arthroscopy

A surgical examination of the internal structures of a joint by viewing through an arthroscope. An arthroscopic procedure can be used to remove or repair damaged tissue or as a diagnostic procedure in order to inspect the extent of the damage or confirm diagnosis.

### Avascular Necrosis

Death of a body part because of a lack of blood circulation.

### Bone Scan

An imaging procedure in which a radioactive-labeled substance is injected into the body to determine the status of a bone injury. A bone scan is particularly useful in diagnosing a stress fracture.

### Chondral Fracture

Fracture to the chondral (cartilaginous) surfaces of bone. Degenerative Joint Disease changes in the joint surfaces as a result of repetitive trauma.

### Dislocation

Complete displacement of joint surfaces.

### Edema

Accumulation of fluid in organs and tissues of the body; swelling.

### Effusion

Accumulation of fluid within a joint.

### Fracture

Breach in continuity of the bone. Types of fractures include simple, compound, comminuted, greenstick, incomplete, impacted, longitudinal, oblique, stress and transverse.

### Heat Cramps

Painful muscle spasms caused by excessive body heat and depletion of fluids and electrolytes. Can be prevented with acclimatization and attention to environmental heat stress.

### Heat Stroke

Condition of rapidly rising internal body temperature.

### Hemarthrosis

Accumulation of blood within a joint as a result of an acute injury.

### Magnetic Resonance Imaging (MRI)

Imaging procedure in which a radio frequency pulse causes certain electrical elements of the injured tissue to react. MRI does not require radiation and is very useful in the diagnosis of soft tissue, disc and meniscus injuries.

### Osteochondritis Dessicans

A piece of bone and/or cartilage loosened from its attachment after trauma; it can cause a lesion.

### Separated shoulder (AC joint separation)

An injury to the acromioclavicular (AC) joint, located at the distal (acromial) end of the clavicle. While both involve the shoulder, a separation is completely different from a dislocation, which involves the glenohumeral joint.

### Sprain

The twisting, stretching, pulling or tearing of a ligament.

#### 1st degree

- A stretching but not tearing of a ligament. Athlete may either return to play immediately or will miss very little activity.

#### 2nd degree

- A partial tear of a ligament. Bracing may be required. Athlete may miss one to four weeks.

#### 3rd degree

- A complete tear of the ligament. Depending upon the ligament involved, bracing or even surgery may be required. Athlete may be out of activity from three weeks to one year or longer.

### Strain

The stretching, pulling or twisting of a muscle or tendon.

#### 1st degree

- A stretching but not tearing of the muscle or tendon. Athlete may either return to play immediately or will usually miss very little activity.

#### 2nd degree

- A partial tear of a muscle or tendon. Athlete may miss one to four weeks.

#### 3rd degree

- A complete tear of a muscle or tendon. Depending upon the muscle or tendon involved, surgery may be required. Athlete may be out of activity from three weeks to one year or longer.

### Subluxation

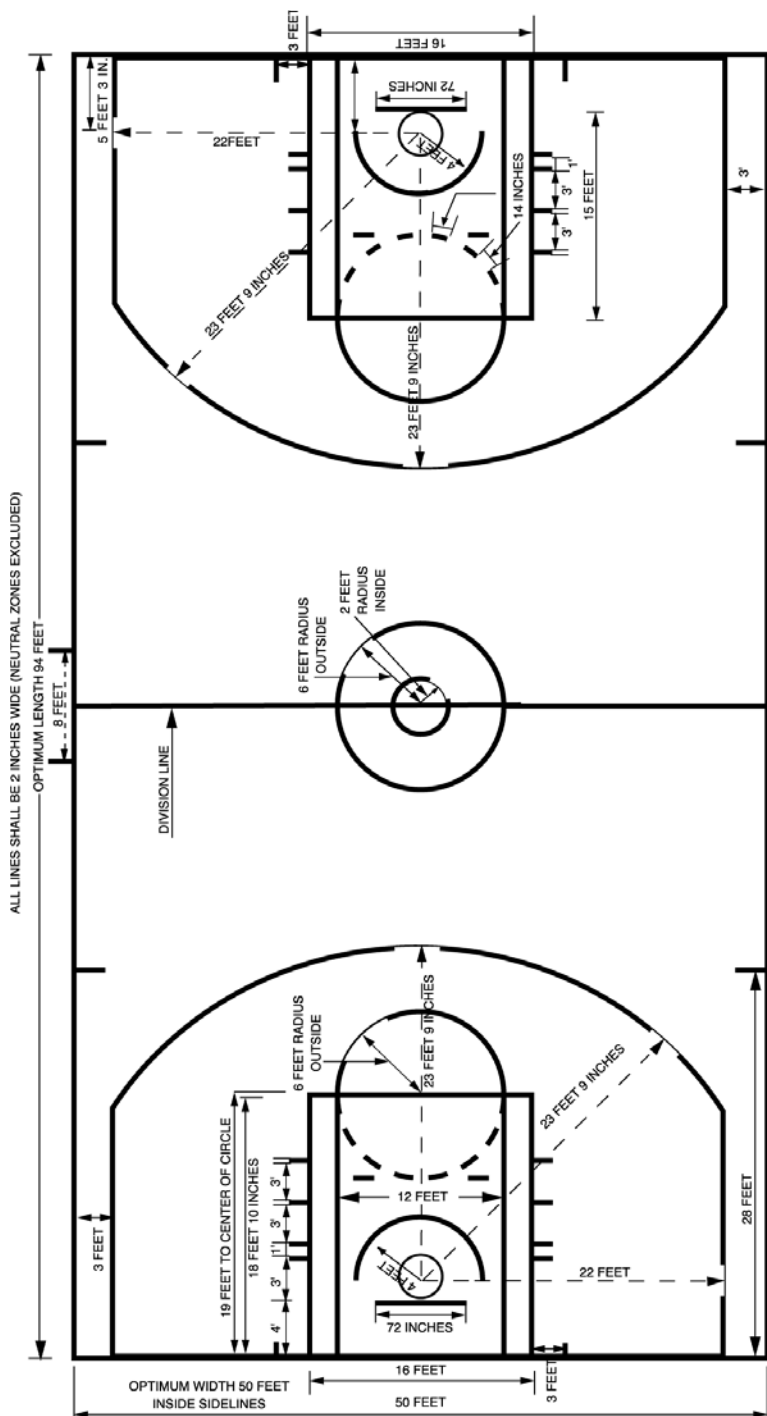

Partial dislocation of a joint. The term usually implies that the joint can be returned to its normal position without formal reduction.

### Synovitis

Inflammation of the synovial lining of a joint.

### Tendinitis

Inflammation of the tendon and/or tendon sheath, usually caused by chronic overuse.





## Primary and Secondary Logos

Primary logo




Partial logo



Secondary logo



## Home Uniforms



## Road Uniforms



## Alternate Road Uniforms



## TAMS



PMS 289

PMS 652

PMS 650

PMS 123

**Memphis Midnight**  
(100C 64M 0Y 60K)

**Beale Street Blue**  
(50C 25M 0Y 10K)

**Smoke Blue**  
(24C 9M 0Y 2K)

**Grizzlies Gold**  
(0C 17M 80Y 0K)



### What To Do In Memphis

#### AUTOZONE PARK

Address: 8 S. Third St.  
Phone: (901) 721-6050  
Website: [memphisredbirds.com](http://memphisredbirds.com)

Admission: Ballpark tours: \$5 (all ages)

Go behind the scenes of the finest ballpark ever built below the major leagues. Tour the state-of-the-art press box and see where the players work out. AutoZone Park is the home of the AAA baseball Memphis Redbirds, who play from April until September.

#### BEALE STREET ENTERTAINMENT DISTRICT

Address: Downtown (Mississippi River/ West)  
Phone: (901) 526-0110  
Website: [bealestreet.com](http://bealestreet.com)

One of America's most famous musical streets! Located in the heart of downtown Memphis with three blocks of more than 30 nightclubs, restaurants and retail shops. Music includes traditional Blues, Rhythm and Blues, Jazz and Rock 'n' Roll. Catch a concert at Handy Park or attend one of the annual festivals or parades.

#### GIBSON GUITAR FACTORY

Address: 145 Lt. George Lee Ave.  
Phone: (901) 544-7998  
Website: [gibson.com](http://gibson.com)

Hours: Mon. - Sat. hourly 11 a.m. - 4 p.m.;  
Sun. hourly 12 - 4 p.m.

Admission: \$10 (ages 5 and up)

Get an up-close look at Gibson guitars being crafted by hand while you watch. Then visit the Gibson Pure Shop to see a complete line of Gibson products. You can also learn the story of the birth of America's most influential music at the Smithsonian Rock 'n' Soul Museum which is located next to the Gibson factory. Relax in the lounge with live music, great drinks and food.

#### GRACELAND MANSION

Address: 3734 Elvis Presley Blvd.  
Phone: (901) 332-3322  
Website: [elvis.com/graceland](http://elvis.com/graceland)

Hours: Mar.-May, Mon.-Sat. 9 a.m.-5 p.m., Sun. 10 a.m.-4 p.m.; June-Oct., Mon.-Sat. 9 a.m.-5 p.m., Sun. 9 a.m.-4 p.m.; Nov.-Dec., Sun.-Sat. 10 a.m.-4 p.m.; Jan.-Feb., Wed.-Mon. 10 a.m.-4 p.m. (closed Tues.)

Admission (Mansion Tour): Adults: \$31;  
Seniors 62+ and Students: \$27.90; Children 7-12: \$14;  
Children 6 & under: free

Home of the undisputed King of Rock 'n Roll, Elvis Presley's Graceland mansion has become one of the largest attractions in Memphis. The home tour includes the music room, Elvis' parents' bedroom, pool room and 'jungle' den in the main house, and, behind the house, Elvis' racquetball building and his original business office. Also included are viewings of Elvis' trophy house and the Meditation Garden where Elvis and his immediate family are laid to rest.

#### MEMPHIS ROCK 'N' SOUL MUSEUM

Address: 191 Beale St., Suite 100  
Phone: (901) 205-2533  
Website: [memphisrocknsoul.org](http://memphisrocknsoul.org)

Hours: Open Daily 10 a.m. - 7 p.m.  
(Ticket sales end at 6:15 p.m.)

Admission: Adults \$11; Youth (5-17) \$8

The Memphis Rock 'n' Soul Museum Social Crossroads exhibition, artifacts, pictures, words and, of course, music, highlight slices of our cultural and musical past. Multiple galleries examine the history of Memphis music and its impact on cultural change. Group discounts available.



The Graceland Mansion is one of the most famous tourist attractions in the country.





## MEMPHIS ZOO

Address: 2000 Prentiss Place

Phone: (901) 333-6500

Website: [memphiszoo.org](http://memphiszoo.org)

Hours: Mar.-Oct. 9 a.m.-5 p.m. (last admission 4 p.m.);  
Nov.-Feb. 9 a.m.-4 p.m. (last admission 3 p.m.)

Admission: Adults (ages 12+) \$15; Seniors (ages 60+) \$14;  
Children (ages 2-11) \$10; Parking: \$5 per vehicle, free for  
Zoo members

The Memphis Zoo has an internationally recognized animal breeding program – a second chance at survival for species such as the low-land gorilla, snow leopard and Pere David's deer. You can also explore the new Teton Trek, Cat Country, Primate Canyon, Animals of the Night, Once Upon a Farm, Dragon's Lair, Tropical Bird House, Herpetarium, Aquarium and more. The Memphis Zoo has over 3,000 animal residents, as well as keeper chats, animal shows, the Zoo Shop, Discovery Center, rides and the CHINA exhibit, which features Chinese pandas Le Le and Ya Ya. The exhibit was built in anticipation of the pandas' arrival and represents Chinese animals, architecture and art.

## NATIONAL CIVIL RIGHTS MUSEUM

Address: 450 Mulberry St.

Phone: (901) 521-9699

Website: [civilrightsmuseum.org](http://civilrightsmuseum.org)

Hours: Mon.-Sat. 9 a.m.-5 p.m.; Free Time (Mon.) 3-5 p.m.;  
Sun. 1-5 p.m.; (closed on Tues.); Summer Hours (June-Aug.):  
Mon.-Sat. 9 a.m.-6 p.m.; Free Time (Mon.) 3-6 p.m.;  
Sun. 1-6 p.m. (closed on Tues.)

Admission: Adults \$13; Seniors \$11; Students with ID \$11;  
Children (4-17) \$9.50, 3 and under, free

The National Civil Rights Museum was opened in 1991 at the site of the Lorraine Motel in downtown Memphis. The Museum exists to assist the public in understanding the lessons of the Civil Rights Movement and its impact and influence on the human rights movement worldwide through its collections, exhibitions, research and educational programs.

## PINK PALACE MUSEUM

Address: 3050 Central Ave.

Phone: (901) 636-2362

Website: [memphismuseums.org](http://memphismuseums.org)

Hours: Mon.-Sat. 9 a.m.-5 p.m.; Sun. Noon-5 p.m.

Admission: Adults \$9.75; Seniors (age 60+) \$9.25; Children  
(3-12) \$6.25

The Pink Palace Museum is one of the largest facilities of its kind in the Southeast. Trace Memphis' development from the time of Spanish explorers through the Civil War and the yellow fever epidemics. Also located on the grounds are the IMAX Theatre and Sharpe Planetarium. Combination tickets are available for all the attractions.

## STAX MUSEUM OF AMERICAN SOUL MUSIC

Address: 926 E. McLemore Ave.

Phone: (901) 942-SOUL

Website: [soulsvilleusa.com](http://soulsvilleusa.com)

Hours: Apr.-Oct. Mon.-Sat. 10 a.m.-5 p.m., Sun. 1-5 p.m.; Nov.-  
Mar., Tues.-Sat. 10 a.m.-5 p.m., Sun. 1-5 p.m. (closed on Mon.)

Admission: Adult \$12; Seniors (ages 62+) and Military \$11;  
Children (9-12) \$9; free for Stax Museum members and  
children under age 8 with paid senior or adult admission

Soul music was practically invented in Memphis and many of the greatest soul performers came from or recorded in an area of downtown Memphis called Soulsville, USA. Both Stax Records and Hi Records, two former movie theaters converted into recording studios in Soulsville in the late 1950s, cut the hottest soul records of all time. Soulsville, a non-profit organization, recently built the Stax Museum of American Soul as a tribute to these studios, record labels and their artists as well as the other gospel, blues, R&B and jazz musicians coming from Soulsville.

## SUN STUDIO

Address: 706 Union Ave.

Phone: (800) 441-6249

Website: [sunstudio.com](http://sunstudio.com)

Hours: Open daily 10 a.m.-6 p.m. Tours are given at the  
bottom of every hour on the half hour starting at 10:30 a.m.  
and ending at 5:30 p.m.

Admission: Adults \$12; Children (ages 5-11) free

Dubbed the "Birthplace of Rock 'n Roll," this studio was the home to sounds from greats such as Johnny Cash, Carl Perkins, Jerry Lee Lewis and Elvis Presley. Fans can also browse the Studio shops and enjoy a meal at the Sun Studio Café.



## Local Hotels

### Comfort Inn Downtown

100 N. Front St.  
Memphis, TN 38103  
(901) 526-0583  
FAX: (901) 525-7512

Directions from hotel to FedExForum

- Start out going SOUTH on N. FRONT ST. toward JEFFERSON AVE.
- Turn LEFT onto JEFFERSON AVE.
- Turn RIGHT onto N. 2nd ST./TN-14 S./TN-3 S. Continue to follow 2nd ST./TN-14 S./TN-3 S.
- Turn LEFT onto LINDEN AVE.

### Courtyard Marriott Memphis Airport

1780 Nonconnah Blvd.  
Memphis, TN 38132  
(901) 396-3600  
FAX: (901) 332-0706

Directions from hotel to FedExForum

- Start out going WEST on NONCONNAH BLVD. toward DIVIDEND DRIVE
- Merge onto I-240 W.
- Merge onto I-240 N.
- Take the LAMAR AVE exit- exit number 29
- Turn LEFT onto LAMAR AVE./TN-4/US 78
- Turn RIGHT onto S. SOMERVILLE ST./TN-278 Continue to follow TN-278
- End at S. 4th ST. and LINDEN AVE.

### Crowne Plaza Memphis

300 N. Second St.  
Memphis, TN 38105  
(901) 525-1800  
FAX: (901) 524-1859

Directions from hotel to FedExForum

- Start out going SOUTH on N. 2nd ST./TN-14 S./TN-3 S. toward MARKET AVE. Continue to follow N. 2nd ST./TN-14 S./TN-3 S.
- Turn LEFT onto LINDEN AVE.

### DoubleTree Hotel

185 Union Ave.  
Memphis, TN 38103  
(901) 528-1800  
FAX: (901) 526-3226

Directions from hotel to FedExForum

- Start out going EAST on UNION AVE./TN-3 toward HERNANDO ST.
- Turn RIGHT onto S. 4th ST.

### Hampton Inn & Suites

175 Peabody Place  
Memphis, TN 38103  
(901) 260-4000  
FAX: (901) 260-4012

Directions from hotel to FedExForum

- Start out going WEST on PEABODY Place toward HERNANDO ST.
- Turn RIGHT onto S. 3rd ST./TN-14 N.
- Turn RIGHT onto GAYOSO AVE.
- Turn RIGHT onto S. 4th ST.

### Holiday Inn Select

160 Union Ave.  
Memphis, TN 38103  
(901) 525-5491  
FAX: (901) 529-8950

Directions from hotel to FedExForum

- Start out going EAST on UNION AVE./TN-3 toward S. 3rd ST./TN-14N.
- Turn RIGHT on to S. 4th ST

### Madison Hotel

79 Madison Ave.  
Memphis, TN 38103  
(901) 333-1200  
FAX: (901) 333-1212

Directions from hotel to FedExForum

- Start out going WEST on MADISON AVE. toward N. CENTER LANE
- Turn LEFT onto S. FRONT ST.
- Turn LEFT onto UNION AVE.
- Turn RIGHT onto S. 2nd ST./TN-14 S.
- Turn LEFT onto LINDEN AVE.

**Marriott (Downtown)**

250 N. Main St.  
Memphis, TN 38103  
(901) 527-7300  
FAX: (901) 214-3711

Directions from hotel to FedExForum

- Start out going SOUTH on MAIN ST. toward EXCHANGE AVE.

- Turn LEFT onto EXCHANGE AVE.
- Turn RIGHT onto N. 2nd ST./TN-14 S./TN-3 S.  
Continue to follow N 2nd ST./TN-14 S./TN-3 S.
- Turn LEFT onto LINDEN AVE.

**The Peabody**

149 Union Ave.  
Memphis, TN 38103  
(901) 529-4000  
FAX: (901) 529-3600

Directions from hotel to FedExForum

- Start out going EAST on UNION AVE./TN-3 toward S. 3rd ST./TN 14 N.
- Turn RIGHT on to S. 4th ST.

**Sleep Inn at Court Square**

40 N. Front St.  
Memphis, TN 38103  
(901) 522-9700  
FAX: (901) 522-9710

Directions from hotel to FedExForum

- Start out going SOUTH on N. FRONT ST. toward COURT AVE.
- Turn LEFT onto UNION AVE.
- Turn RIGHT onto S. 2nd ST./TN-14 S.
- Turn LEFT onto LINDEN AVE.

**Springhill Suites**

85 W. Court Ave.  
Memphis, TN 38103  
(901) 522-2100  
FAX: (901) 522-2110

Directions from hotel to FedExForum

- Start out going WEST on PARK LANE toward N. CENTER LANE
- Turn LEFT onto N. FRONT ST.
- Turn LEFT onto UNION AVE.
- Turn RIGHT onto S. 2nd ST./TN-14 S.
- Turn LEFT onto LINDEN AVE.

**The Westin Memphis Beale Street**

170 Lt. George W. Lee Ave.  
Memphis, TN 38103  
(901) 334-5900  
FAX: (901) 334-5901

Located directly across the street from FedExForum

**Wyndham Garden**

300 N. Second St.  
Memphis, TN 38105  
(901) 525-1800  
FAX: (901) 524-1859

Directions from hotel to FedExForum

- Start out going SOUTH on N. 2nd ST./TN-14 S./TN-3 S. toward MARKET AVE. Continue to follow N. 2nd ST./TN-14 S./TN-3 S.
- Turn LEFT onto LINDEN AVE.

## Major Airlines

**AirTran Airways**

(800) 247-8726

**American Airlines**

(800) 223-5436

**Continental Airlines**

(800) 523-3273

**Delta Airlines**

(800) 221-1212

**United Airlines**

(800) 864-8331

**U.S. Airways**

(800) 428-4322

## Automobile Rental

**Alamo**

(901) 332-8412

**Avis**

(901) 346-6129

**Budget**

(901) 398-8888

**Dollar**

(866) 434-2226

**Enterprise**

(901) 396-3736

**Hertz**

(901) 345-5680

**National**

(901) 345-0070

**Thrifty**

(901) 345-0170

## Other Transportation

**Yellow Cab/Checker Cab**

(901) 577-7777

**City Wide Cab**

(901) 722-8294

**Metro Cab**

(901) 323-3333

**MATA Main Street Trolley**

(901) 274-MATA or  
[www.matatransit.com](http://www.matatransit.com)

Trolley base fare is \$1. The Main St. Trolley operates along the Main St. Mall as well as the riverfront and serves many downtown landmarks with stops every 10 minutes. Mon.-Thurs. 6 a.m.-11 p.m.; Fri. 6 a.m.-1 a.m.; Sat. 9:30 a.m.-1 a.m.; Sun. 10 a.m.-6 p.m.

## Newsstands & Major Bookstores

**Barnes & Noble**

6385 Winchester Road  
(901) 794-9394

**DK Booksellers**

387 Perkins Road Ext.  
(901) 683-9801

**Peabody Newsstand**

149 Union Ave.  
(901) 844-1913





## Barbecue

### DOWNTOWN

**Blues City Café** (138 Beale St. 526-3637), **Central BBQ** (2249 Central Ave. 272-9377), **Charlie Vergos' Rendezvous** (52 S. Second St. 523-2746), **Neely's Bar-B-Que** (670 Jefferson Ave. 521-9798)

### EAST MEMPHIS

**Corky's Ribs and BBQ** (5259 Poplar Ave. 685-9744)

## Southern Cuisine

### DOWNTOWN

**Alcenia's Desserts & Home Cooking** (317 N. Main St. 523-0200), **Arcade** (540 S. Main St. 526-5757), **Gus's Fried Chicken** (310 S. Front St. 527-4877), **The Little Tea Shop** (69 Monroe Ave. 525-6000)

## Bar & Grill

### DOWNTOWN

**Automatic Slim's** (83 S. Second St. 525-7948), **Bar Dog** (73 Monroe Ave. 275-8752), **The Flying Saucer Draught Emporium** (130 Peabody Place 523-7468), **Hooters** (250 Peabody Place 523-9464), **Kooky Canuck** (97 S. Second St. 525-9800), **Huey's** (77 S. Second St. 527-2700), **Majestic Grill** (145 S. Main St. 522-8555), **TGI Friday's** (185 Union Ave. 523-8500), **TJ Mulligans** (362 N. Main St. 523-1453), **Tug's Grill** (50 Harbor Town Square 260-3344)

## Three Course

### DOWNTOWN

**Butcher Shop Steak House** (101 S. Front St. 521-0856), **Capriccio Restaurant Bar and Café** (149 Union Ave. 529-4199), **Chez Philippe** (Peabody Hotel 529-4188), **Flight** (39 S. Main St. 521-8005), **Itta Bena** (145 Second Ave. 578-3031), **Mesquite Chop House** (88 Union Ave. 527-5337), **Ronnie Grisanti's** (2855 Poplar Ave. 552-3050), **Spaghetti Warehouse** (40 W. Huling Ave. 521-0907), **Spindini** (383 S. Main St. 578-2767), **Texas de Brazil Churrascaria** (150 Peabody Place 526-7600)

### EAST MEMPHIS

**Folk's Folly** (551 S. Mendenhall Road 762-8220), **Ruth's Chris Steak House** (6120 Poplar Ave. 761-0055)

## Seafood

### DOWNTOWN

**Flying Fish** (105 S. Second St. 522-8228), **Pearl's Oyster House** (299 S. Main St. 522-9070)

### MIDTOWN

**Tsunami** (928 S. Cooper St. 274-2556)

### EAST MEMPHIS

**Bonefish Grill** (4680 Merchants Park Circle # 200 854-5822)

## Asian

### DOWNTOWN

**Bluefin** (135 S. Main St. 528-1010), **Sekisui** (51 N. Cleveland St. 276-5326)

### MIDTOWN

**Dō** (964 S. Cooper St. 272-0830), **Saigon Lee** (2015 Madison Ave. 276-5326)

### EAST MEMPHIS

**Benihana** (912 Ridgeland Blvd. 767-8980), **Osaka Japanese Cuisine** (3670 S. Houston Levee Road 861-1438), **P.F. Chang's China Bistro** (1181 Ridgeway Road 818-3889), **Stix** (4680 Merchants Park Circle, #202 854-3399)

## Southwest

### DOWNTOWN

**Happy Mexican** (385 S. Second St. 529-9991), **Rio Loco** (117 Union Ave. 523-2142)

### MIDTOWN

**Café Ole** (959 S. Cooper St. 274-1504), **Molly Gonzales' La Casita** (2006 Madison Ave. 726-1873)

## Beale Street Attractions

**Alfred's** (197 Beale St. 525-3711), **B.B. Kings Blues Club** (143 Beale St. 524-5464), **Club 152** (152 Beale St. 544-7011), **Hard Rock Café** (315 Beale St. 529-0007), **Rum Boogie Café** (182 Beale St. 528-0150), **Silky O'Sullivan's** (183 Beale St. 522-9596), **Wet Willie's** (209 Beale St. 578-5650)

## Beyond Beale

### DOWNTOWN

**Cheesecake Corner** (113 E. G E Patterson Ave. 525-2253), **Ernestine and Hazel's** (531 S. Main St. 523-9754), **Lenny's Sub Shop** (153 S. Main St. 529-4377) **Local Gastro Pub** (95 S. Main St. 473-9573),

### MIDTOWN

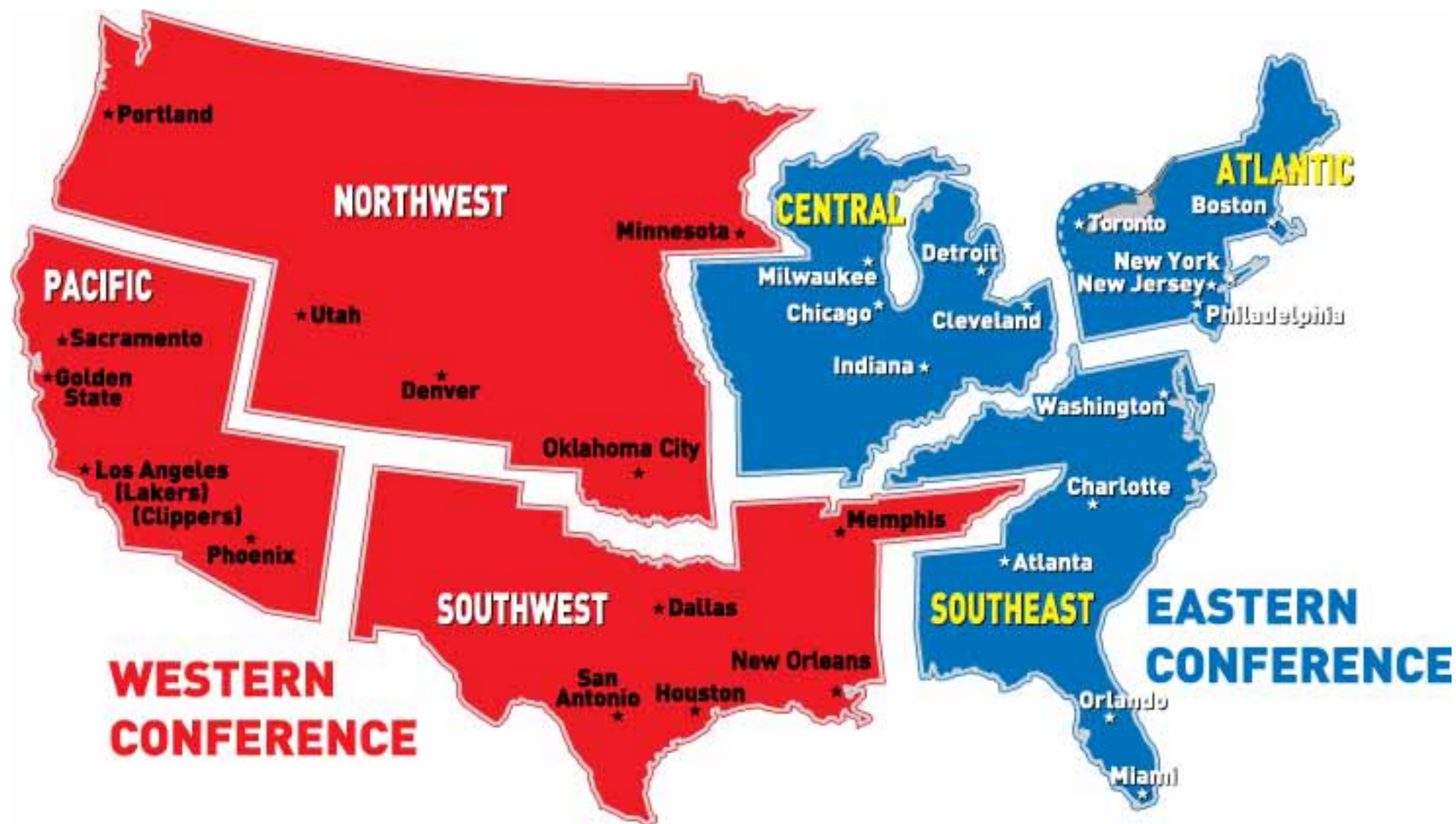
**Beauty Shop** (966 S. Cooper St. 272-7111), **Bosco's** (2120 Madison Ave. 432-2222), **Jason's Deli** (3474 Poplar Ave. Ste. 102 324-3181), **Young Avenue Deli** (2119 Young Ave. 278-0034)

### EAST MEMPHIS

**Brookhaven Pub Bar and Grill** (695 W. Brookhaven Circle 680-8118), **Dan McGuinness Pub** (4698 Spottswood 761-3711), **Fox and Hound English Tavern** (5101 Sanderlin Ave. 763-2013)

For all phone numbers, dial 901 for the area code.







# 2011-12

## SCHEDULE & GIVEAWAYS

**Wednesday, December 28 vs. Oklahoma City Thunder**  
Grizzlies Headband to the first 10,000 fans. Presented by First Tennessee

**Friday, December 30 vs. Houston Rockets**  
Magnet Schedules to the first 10,000 fans. Presented by First Tennessee

**Thursday, January 12 vs. New York Knicks**  
Grizzlies Team Card Set 1 of 3 to the first 5,000 fans.  
Presented by Mercury Printing

**Saturday, January 21 vs. Sacramento Kings**  
Grizzlies Rally Flags to the first 10,000 fans. Presented by SportSouth

**Friday, February 10 vs. Indiana Pacers**  
Grizzlies Valentine's Card Set to the first 5,000 fans.  
Presented by Mercury Printing

**Sunday, February 12 vs. Utah Jazz**  
Hardwood Classics Night featuring Memphis Tams Hat to the first 5,000 fans.

**Saturday, February 18 vs. Golden State Warriors**  
Memphis Grizzlies Hard Hat to the first 5,000 fans.

**Saturday, March 3 vs. Detroit Pistons**  
Grizz Girls Poster to the first 5,000 fans.  
Presented by Gold Strike & Mercury Printing

**Tuesday, March 13 vs. Los Angeles Lakers**  
Grizzlies Rally Flags to the first 10,000 fans.  
Presented by First Tennessee

**Friday, March 16 vs. Toronto Raptors**  
Grizzlies Lunch Pail to the first 5,000 fans.

**Sunday, March 18 vs. Washington Wizards**  
Grizz's Birthday Party featuring Super Grizz Cape set to the first 5,000 fans.

**Saturday, April 7 vs. Dallas Mavericks**  
Grizzlies Go Green Expo and Tour de Grizz  
Seed Giveaway to the first 5,000 fans. Presented by International Paper

**Saturday, April 14 vs. Utah Jazz**  
Grizzlies Team Card Set 2 of 3 to the first 5,000 fans.  
Presented by Mercury Printing

**Saturday, April 21 vs. Portland Trail Blazers**  
Grizzlies Team Card Set 3 of 3 to the first 5,000 fans.  
Presented by Mercury Printing

**Thursday, April 26 vs. Orlando Magic**  
Grizzlies Headband to the first 10,000 fans.  
Presented by First Tennessee

CALL 888-HOOP • GRIZZLIES.COM

MADE IN MEMPHIS

DECEMBER						
SUN	MON	TUE	WED	THU	FRI	SAT
25	26 <small>SPORTSOUTH</small> SAS 7:30pm	27	28 <small>SPORTSOUTH</small> OKC 7:00pm	29	30 <small>SPORTSOUTH</small> HOU 7:00pm	31

JANUARY						
SUN	MON	TUE	WED	THU	FRI	SAT
1 <small>SPORTSOUTH</small> CHI 7:00pm	2	3 <small>SPORTSOUTH</small> SAC 7:00pm	4 <small>SPORTSOUTH</small> MIN 7:00pm	5	6 <small>SPORTSOUTH</small> UTA 8:00pm	7
8 <small>SPORTSOUTH</small> LAL 8:30pm	9	10 <small>SPORTSOUTH</small> OKC 7:00pm	11	12 <small>SPORTSOUTH</small> NYK 7:00pm	13	14 <small>SPORTSOUTH</small> NOH 7:00pm
15	16 <small>SPORTSOUTH</small> CHI 12:00pm	17	18 <small>SPORTSOUTH</small> NOH 7:00pm	19	20 <small>SPORTSOUTH</small> DET 6:30pm	21 <small>SPORTSOUTH</small> SAC 7:00pm
22	23 <small>SPORTSOUTH</small> GSW 9:30pm	24 <small>SPORTSOUTH</small> POR 9:00pm	25	26 <small>SPORTSOUTH</small> LAC 9:30pm	27	28 <small>SPORTSOUTH</small> PHO 8:00pm
29	30 <small>SPORTSOUTH</small> SAS 7:00pm	31 <small>SPORTSOUTH</small> DEN 7:00pm				

FEBRUARY						
SUN	MON	TUE	WED	THU	FRI	SAT
			1	2 <small>SPORTSOUTH</small> ATL 6:30pm	3 <small>SPORTSOUTH</small> OKC 7:00pm	4
5 <small>SPORTSOUTH</small> BOS 11:00am	6 <small>SPORTSOUTH</small> SAS 7:00pm	7	8 <small>SPORTSOUTH</small> MIN 7:00pm	9	10 <small>SPORTSOUTH</small> IND 7:00pm	11
12 <small>SPORTSOUTH</small> UTA 8:30pm	13	14 <small>SPORTSOUTH</small> HOU 7:00pm	15 <small>SPORTSOUTH</small> NJN 6:30pm	16	17 <small>SPORTSOUTH</small> DEN 7:00pm	18 <small>SPORTSOUTH</small> GSW 7:00pm
19	20 <small>SPORTSOUTH</small> HOU 7:00pm	21 <small>SPORTSOUTH</small> PHI 7:00pm	22	23	24 ALL-STAR	25 WEEKEND
26	27	28	29 <small>SPORTSOUTH</small> DAL 7:00pm			

MARCH						
SUN	MON	TUE	WED	THU	FRI	SAT
				1	2 <small>SPORTSOUTH</small> TOR 6:00pm	3 <small>SPORTSOUTH</small> DET 7:00pm
4	5	6	7 <small>SPORTSOUTH</small> GSW 9:30pm	8	9	10 <small>SPORTSOUTH</small> PHO 8:00pm
11 <small>SPORTSOUTH</small> DEN 7:00pm	12	13 <small>SPORTSOUTH</small> LAL 7:00pm	14	15	16 <small>SPORTSOUTH</small> TOR 7:00pm	17
18 <small>SPORTSOUTH</small> WAS 5:00pm	19	20 <small>SPORTSOUTH</small> SAC 9:00pm	21	22 <small>SPORTSOUTH</small> POR 9:00pm	23	24 <small>SPORTSOUTH</small> LAC 2:00pm
25 <small>SPORTSOUTH</small> LAL 9:30pm	26	27 <small>SPORTSOUTH</small> MIN 7:00pm	28	29	30 <small>SPORTSOUTH</small> HOU 7:00pm	31 <small>SPORTSOUTH</small> MIL 7:30pm

APRIL						
SUN	MON	TUE	WED	THU	FRI	SAT
1	2 <small>SPORTSOUTH</small> OKC 7:00pm	3 <small>SPORTSOUTH</small> GSW 7:00pm	4 <small>SPORTSOUTH</small> DAL 7:30pm	5	6 <small>SPORTSOUTH</small> MIA 6:00pm	7 <small>SPORTSOUTH</small> DAL 7:00pm
8	9 <small>SPORTSOUTH</small> LAC 7:00pm	10	11 <small>SPORTSOUTH</small> PHO 7:00pm	12 <small>SPORTSOUTH</small> SAS 7:30pm	13	14 <small>SPORTSOUTH</small> UTA 7:00pm
15 <small>SPORTSOUTH</small> NOH 6:00pm	16	17 <small>SPORTSOUTH</small> MIN 7:00pm	18 <small>SPORTSOUTH</small> NOH 7:00pm	19	20 <small>SPORTSOUTH</small> CHA 6:00pm	21 <small>SPORTSOUTH</small> POR 7:00pm
22	23 <small>SPORTSOUTH</small> CLE 7:00pm	24	25	26 <small>SPORTSOUTH</small> ORL 7:00pm	27	28

HOME GAME AWAY GAME SPORTSOUTH THUT ESPN 629PM



The background of the advertisement is a photograph of the Memphis Grizzlies mascot, a blue and white grizzly bear, standing on a basketball court. The mascot is holding a large, flowing blue flag that features the Memphis Grizzlies logo. The mascot is wearing a white jersey with the number 15. The court floor has a large blue and white logo. In the background, a large crowd of spectators is visible in the stands. The text "ADVANTAGE" is written vertically in large, white, sans-serif capital letters, and "home court" is written vertically in smaller, white, sans-serif lowercase letters to its left.

# ADVANTAGE

home court

FedEx is proud to call Memphis home and proud to support the Memphis Grizzlies.

Official sponsor of the Memphis Grizzlies.  
© 2011 FedEx. All rights reserved.