

MIAMI HEAT

2013/14 MEDIA GUIDE





THIS SEASON'S MEDIA GUIDE IS DEDICATED
IN MEMORY OF OUR FRIEND AND CO-WORKER

Jessica LaBonte

TABLE OF CONTENTS

HEAT

Team Directory.....	2-3
Micky Arison.....	4
Nick Arison.....	5
Limited Partners.....	5
Pat Riley.....	6-9
Eric Woolworth.....	10
Erik Spoelstra.....	11-13
Bob McAdoo.....	14
Ron Rothstein.....	15
David Fizdale.....	16
Dan Craig.....	17
Juwan Howard.....	17
Jay Sabol.....	18
Bill Foran.....	18
Andy Elisburg.....	19
Tim Donovan.....	19
Chet Kammerer.....	20
Alonzo Mourning.....	20
Keith Askins.....	21
Chad Kammerer.....	21
Basketball Operations Staff.....	22-23
Business Operations Staff.....	24-25
HEAT Group Staff.....	26-32

PLAYERS

Ray Allen.....	34-42
Chris Andersen.....	43-47
Joel Anthony.....	48-51
Shane Battier.....	52-57
Michael Beasley.....	58-61
Chris Bosh.....	62-68
Mario Chalmers.....	69-73
Norris Cole.....	74-76
Larry Drew II.....	77
Eric Griffin.....	78
Justin Hamilton.....	79
Udonis Haslem.....	80-86
LeBron James.....	87-96
James Jones.....	97-101
Rashard Lewis.....	102-108
Roger Mason Jr.....	109-112
Greg Oden.....	113-114
Jarvis Varnado.....	115-116
Dwyane Wade.....	117-126
Charlie Westbrook.....	127
Team Roster.....	128

2012-13 REVIEW

2012-13 Season.....	130
2012-13 Game-by-Game.....	131
2012-13 Statistics.....	132
2012-13 Misc. Statistics.....	133-135
2012-13 Season Highs/Lows.....	136-138

RECORDS

HEAT Records.....	140-157
Opponents Records.....	158-169
Overtime Results.....	170
Yearly Leaders.....	171-175

Rookie Records.....	176-177
Miscellaneous Records.....	178-183
Coaching Records.....	182
Attendance Records.....	184
AmericanAirlines Arena.....	185-187
Opening Night.....	188-189
Preseason Results.....	190-193

PLAYOFFS

History.....	196-201
Postseason Leaders.....	202-203
HEAT Records.....	203-212
Opponents Records.....	213-222
HEAT Series Records.....	223-230
Opponents Series Records.....	230-237
2013 Results.....	238-240
2012 Results.....	241-243
2011 Results.....	244-246
2010 Results.....	247
2009 Results.....	248
2007 Results.....	249
2006 Results.....	250-252
2005 Results.....	253-255
2004 Results.....	256-257
2001 Results.....	258
2000 Results.....	259-260
1999 Results.....	261
1998 Results.....	262
1997 Results.....	263-265
1996 Results.....	266
1994 Results.....	267
1992 Results.....	268
Playoff Firsts.....	269

HISTORY

2011-12.....	272-274
2010-11.....	275-277
2009-10.....	278-280
2008-09.....	281-283
2007-08.....	284-286
2006-07.....	287-289
2005-06.....	290-292
2004-05.....	293-295
2003-04.....	296-298
2002-03.....	299-301
2001-02.....	302-304
2000-01.....	305-307
1999-00.....	308-310
1998-99.....	311-313
1997-98.....	314-316
1996-97.....	317-319
1995-96.....	320-322
1994-95.....	323-325
1993-94.....	326-328
1992-93.....	329-331
1991-92.....	332-334
1990-91.....	335-337
1989-90.....	338-340
1988-89.....	341-343
Key Dates and Transactions.....	344-380

Trade History.....	381-383
HEAT NBA Award Winners.....	384-385
HEAT NBA All-Stars.....	386
Draft History.....	387-388
HEAT Firsts.....	389

ALL-TIME ROSTER

Jersey Numbers.....	392
Players.....	393-442

NBA/NBADL

NBA Directory.....	444
2012-13 Standings/ Playoff Results.....	445
2012-13 Award Winners.....	446-448
2012-13 Statistical Leaders.....	449-450
2013-14 NBA Officials.....	450
2013 NBA Draft.....	451
2013-14 NBA Key Dates.....	452
NBA Cares.....	452
NBA Development League.....	453-456
Sioux Falls Skyforce.....	454-455

NBA OPPONENTS

Atlanta Hawks.....	458
Boston Celtics.....	459
Brooklyn Nets.....	460
Charlotte Bobcats.....	461
Chicago Bulls.....	462
Cleveland Cavaliers.....	463
Dallas Mavericks.....	464
Denver Nuggets.....	465
Detroit Pistons.....	466
Golden State Warriors.....	467
Houston Rockets.....	468
Indiana Pacers.....	469
Los Angeles Clippers.....	470
Los Angeles Lakers.....	471
Memphis Grizzlies.....	472
Milwaukee Bucks.....	473
Minnesota Timberwolves.....	474
New Orleans Pelicans.....	475
New York Knicks.....	476
Oklahoma City Thunder.....	477
Orlando Magic.....	478
Philadelphia 76ers.....	479
Phoenix Suns.....	480
Portland Trail Blazers.....	481
Sacramento Kings.....	482
San Antonio Spurs.....	483
Toronto Raptors.....	484
Utah Jazz.....	485
Washington Wizards.....	486

MEDIA INFORMATION

HEAT Media Relations Staff.....	488
HEAT Media Services.....	489-490
HEAT Broadcasters.....	491-495
HEAT Community Affairs.....	497-499
AmericanAirlines Arena.....	500

Miami HEAT • AmericanAirlines Arena, 601 Biscayne Blvd., Miami, FL 33132 • (786) 777-4328 • www.HEAT.com

Executive Editor	Tim Donovan
Editor	Rob Wilson
Assistant Editors	Michael Lissack, Nick Maiorana, Darren Feeney, Andrew Perez

Photography	Victor Baldizon, Issac Baldizon, NBA Photos
Front Cover photo	David Alvarez, NBA Photos
Design, Prepress & Printing	Franklin Dodd Communications, LLC

Special thanks to Bob Rosen & Chris Thorn (Elias Sports Bureau) and Mary Jo Lynch & Karl Fitzgerald (Franklin Dodd Communications).

© 2013 Miami HEAT. The information contained in this publication was compiled by the Miami HEAT and is provided as a courtesy to our fans and the press and may be used only for personal or editorial purposes. Any commercial use of this information is prohibited without the prior written consent of the Miami HEAT. All NBA and team insignia depicted in this publication are the property of NBA Properties, Inc. and the respective teams of the NBA and may not be reproduced for commercial purposes without the prior written consent of NBA Properties, Inc.

HEAT GROUP STAFF DIRECTORY

EXECUTIVE

Managing General Partner Micky Arison
Chief Executive Officer Nick Arison
President, Basketball Operations Pat Riley

LIMITED PARTNERS

Nick Arison, Julio Iglesias, Raanan Katz,
Sidney Kimmel, Robert Sturges

BASKETBALL OPERATIONS EXECUTIVES

Senior Vice President, Basketball Operations/
General Manager Andy Elisburg
Vice President, Sports Media Relations Tim Donovan
Vice President, Player Personnel Chet Kammerer
Vice President, Player Programs Alonzo Mourning
Assistant General Manager/General Manager
Sioux Falls Skyforce Adam Simon

BASKETBALL OPERATIONS EXECUTIVE STAFF

Executive Assistant to the President Karen Merrill
Executive Assistant, Basketball Operations Yvette Morrell
Executive Assistant to the Coaches Rich Fernando

BASKETBALL COACHING

Head Coach Erik Spoelstra
Assistant Coach Bob McAdoo
Assistant Coach Ron Rothstein
Assistant Coach/Director of Player Development David Fizdale
Assistant Coach/Player Development Dan Craig
Assistant Coach/Player Development Juwan Howard
Director of NBA Scouting/Advance Scout Chad Kammerer
Director of Basketball Information
Technology/Scout Brian Hecker
Video Coordinator Eric Glass
Basketball Analyst Bob Chaikin
Video Coordinator Corey Belser

MEDICAL

Athletic Trainer Jay Sabol
Assistant Coach/Strength & Conditioning Coach Bill Foran
Assistant Athletic Trainer & Director of Rehabilitation Rey Jaffet
Assistant Trainer Mike Mancias
Head Equipment Manager/Travel Coordinator Rob Pimental
Neuromuscular Therapist Vinny Aquilino
Team Physicians Dr. Harlan Selesnick, Dr. Allan Herskowitz,
Dr. Edward Neff, Dr. Steve Tarkin, Dr. Jim Losito,
Dr. Richard Mariani, Dr. Larry Brown,
Dr. Angelo Thrower, Dr. Henry Trattler

BASKETBALL OPERATIONS

Senior Director of Team Security David Holcombe
Director of College and Pro Scouting Keith Askins
Director of Team Services Kenny McCraney
Executive Director, Miami HEAT Charitable Fund Steve Stowe
Scouting & Player Personnel Coordinator Eric Amsler
Basketball Staff Coordinator Dave Beyer
Scouts Randy Embry, Jack Fitzgerald, Ed Mauli, Bob Reinhart
Scout/Community & Corporate Liaison Tim Hardaway
Basketball Operations Assistant Jeff Ballen
Basketball Operations Intern Andrew Perez

SPORTS MEDIA RELATIONS STAFF

Director of Sports Media Relations Rob Wilson
Assistant Director of Sports Media Relations Michael Lissack
Sports Media Relations Manager Nick Maiorana
Sports Media Relations Intern Darren Feeney

BUSINESS OPERATIONS EXECUTIVES

President, Business Operations Eric Woolworth
Executive Vice President/CFO Sammy Schulman
Executive Vice President/CMO Michael McCullough
Executive Vice President, HEAT Group Enterprises Mike Walker
Executive Vice President/General Counsel Raquel Libman
Executive Vice President/General Manager,
AmericanAirlines Arena Kim Stone
Executive Vice President, Chief Revenue Officer John Vidalin
Senior Vice President/Chief Information Officer Tony Coba

Vice President, Human Resources Sonia Harty
Vice President, Marketing Division Jeff Craney
Vice President, Finance Jeff Morris
Vice President/Assistant General Manager,
AmericanAirlines Arena Brian Babin
Vice President, Ticket Operations &
Strategic Planning Jennifer Mallery
Vice President, Corporate Partnerships Chris Maragno
Vice President, Operations/Assistant General Manager,
AmericanAirlines Arena Jim Spencer
Vice President, Programming Jarred Diamond
Vice President, Associate General Counsel Eve Wright
Vice President, STSR & Assistant
General Manager Garrick Amos
Vice President, Sales and Premium Service Mark Brown
Vice President, Retail Business & Development Andy Montero

BUSINESS OPERATIONS EXECUTIVE STAFF

Executive Assistant, Business Executive Office Raquel Motola
Executive Assistant, Legal Susan Greenwood
Executive Assistant, Arena & STSR Rocio Vasquez

ADMINISTRATIVE SERVICES

Senior Director of Administrative Services Sybil Wilson
Shipping & Receiving Senior Manager Rosana Iglesias
Shipping & Receiving Coordinator Marilyn Charles
Administrative Services Assistant Sherrelle Thompson
Lead Receptionist Sandy Rodriguez
Mail Room Clerk Alvic Galindo

ARENA BROADCAST SERVICES

Director of Arena Broadcast Services David Vickery
Broadcast & Digital Signage Manager Javier Caballero
Broadcast Services Manager Jorge Arronte, Bradley Duval

BROADCASTING

Executive Director Ted Ballard
Director of Television Game Broadcast Bob Hewitt
Television Game Broadcast Producer A. J. Speaks
Television Game Broadcast Associate Director Benard Worrell
Television Game Broadcast Associate Producer Jose Cisneros
Television Play-by-Play Announcer Eric Reid
Radio Play-by-Play Announcer Mike Inglis
Spanish Radio Announcer/ Senior Advisor,
Hispanic Broadcasting & Marketing Jose Paneda
Television Analyst Tony Fiorentino
TV Host/Courtside Reporter Jason Jackson
TV Studio Analyst/Radio Analyst John Crotty

COMMUNITY AFFAIRS

Director of Community Affairs Ralph Leon
Senior Program Manager Leon Bichazhi
Program Manager Erick Torres

CORPORATE PARTNERSHIPS

Senior Account Manager David Helfman
Corporate Partnerships Account Managers Thomas Fraser,
Sean Houston
Corporate Partnerships Administration Manager Dan Monahan

CREATIVE SERVICES

Director of Creative Services Jennifer Tobias
Creative Services Manager William Probus

ENGINEERING

Engineer/Electricians Osvaldo Mena, Billy Quinones,
Jimmy Quinones
Engineering Maintenance Mechanics Pablo McAnderson,
Mark Perez, Augusto Salazar
Engineering Painter Vernal Rolle
Engineer/HVAC Eloy Duque, Herbert Wilson Jr.
Food & Beverage Maintenance Mechanic Victor Maldonado

EVENT SERVICES

Director of Event Services Carla Grisoni
Senior Event Manager Danielle Chabot
Event Manager Lauren Whitaker
Director of Guest Services & Event Staffing Tequicha Coles

Event Staffing Manager.....	Merdie Lane
Guest Services Manager.....	Stacey McCoy
Facilities Coordinator.....	Chad Lesny
Event Coordinator.....	Matthew Tamindzija

EVENTS

Mascot.....	Gustavo Guerra
Public Address Announcer.....	Mike Baiamonte
D.J. Irie.....	Ian Groucher
HEATV Host.....	Dale McLean

FINANCE

Director of Risk Management.....	Hugo Gonzalez
Assistant Controllers.....	Lya Franco, Cristiane Tufts
Payroll Services Manager.....	Rose Pearson
Staff Accountant.....	Gabrielle Depeine
Accounts Payable Supervisor.....	Nicole Harris

HEAT GROUP ENTERPRISES

Director of Arena Marketing.....	Elizabeth Roca
Director of Business Development.....	Jennifer Strum
Arena Group Sales Manager.....	Basit Hasan
Arena Digital Marketing Coordinator.....	Jorge Solis

HUMAN RESOURCES

Human Resources Manager.....	Christine Machado Riso
Human Resources Recruiter.....	John Cervera
Benefits Assistant.....	Max Jacomino
Human Resources Assistant.....	Stephanie Gabriel

INFORMATION TECHNOLOGY

Director of Advanced Network Systems Infrastructure.....	Alex Rojas
Director of Database Systems Design & Administration.....	Marlene Roman
Network Infrastructure Administrators.....	Drew Dorben, Miguel Soto
Senior Telecommunications Systems Engineer.....	Jose Martin
Desktop Support Manager.....	Alan Belt
Programmer/Analysts.....	Carmen Diaz Lorenzo, Pablo Estevez Fajardo, Danny Perez

INTERNET SERVICES

Director of Internet Services.....	Michael Farmer
Internet Services Manager.....	Couper Moorhead
Internet Services Specialist.....	Donnie Schmid
Internet Services Coordinator.....	Irene Herrera
Internet Services Translation Coordinator.....	Yi Tao

INTERACTIVE MARKETING & NEW MEDIA

New Media Coordinator.....	Cedric Brown
----------------------------	--------------

MARKETING

Director of Marketing Communications.....	Lorrie-Ann Diaz
Business Communications Manager/Broadcast Liaison.....	Brentan Debysingh
Marketing Manager.....	Clara Stroude Vazquez
Game Presentation & Events Manager.....	Josh Goshin
Marketing Coordinator.....	Megan Inglis
Marketing Assistant.....	Santi Echavarria

MEDIA PRODUCTION

Senior Director of Arena Broadcasting Services.....	Ed Filomia
Director of Arena Video Production.....	Darin Fauver
Director of Media Production.....	Keith Haeberle
Media Production Manager.....	Christopher Rivera
Videoographer Coordinators.....	James Dawkins, Mauricio Estrada
Director of Digital Signage.....	Kristin Territo
Digital Signage Senior Producer.....	Omar Feliz
Digital Signage Producer.....	Clint Horvath

OPERATIONS & FACILITY SERVICES

Director of Operations and Facility Services.....	Emerson Figueroa
Engineering & Operations Manager.....	Manny Ramos
Operations Supervisor.....	Kasin Burgos
Operations Foremen.....	Charlie Peterson, Kenneth Richardson, Jimmy Smart
Operations Helpers.....	Michael Dykes, Charles Lee, Rodrick Oliver, Darius Orjuna, Lance Thomas
Pest Control Operator.....	Denis Galindo
Operations and Sustainability Coordinator.....	Jackie Ventura

PARKING

Director of Parking Operations.....	Alex Ramirez
VIP Parking Supervisor.....	Alan Greene
Parking Operations Supervisor.....	Everrol Foster
Valet Parking Supervisor.....	Alex Gonzalez
Parking Operations Maintenance Supervisor.....	John Ragobar
Administrative Assistant.....	Marcie Gray
Lead Cashier.....	Andrea Dueheart

PREMIUM & CORPORATE SERVICE

Senior Account Sales Manager.....	Corinna Rouco-Echeverria
Corporate Partnerships Senior Account Managers.....	Joanna Clutter, Lauren Rothman
Corporate Partnerships Account Managers.....	Al Lucia, Marcela Navarro, Anthony Perez, Sara Sciambi
Corporate Partnerships Coordinators.....	Bryanna Campbell, Sam Wilcox
Premium Partnerships Senior Account Managers.....	Ana Aviles, Natasha Philemon
Premium Partnerships Account Managers.....	Philip Hall, Ashley Ruchty
Premium Partnerships Coordinator.....	Jackie Collazo
Premium Sales Account Managers.....	Jessica Fernandez, Daniel Green

RESEARCH & DATABASE MARKETING SERVICES

Director of Market Research.....	Paul Simon
Research & Database Marketing Services Manager.....	Marcus Cheng
Data Analyst.....	Timothy Torrence
Database Coordinator.....	Alexandra Knodel

RETAIL OPERATIONS

Director of Merchandising & Retail Operations.....	Rolando Travieso
Retail Operations Senior Manager.....	Eddie Abad
Retail Operations Manager.....	Yasmina Fonseca
Retail Operations Assistant Managers.....	Danny Motola, Moorely Rios
Retail Merchandiser.....	Natasha Muniz
Retail Internet Coordinator.....	Christian Delong

SEASON TICKET SERVICES AND RETENTION

Director of Season Ticket Services & Retention.....	Kenny Jones
Senior Account Service Managers.....	Kathy DeLorenzo, Aneisha Johnson
Account Service Managers.....	Megan Kaye, Carlos Santa Cruz III
STSR Representatives.....	Frantz Chery, Tariq Fleming, Staci Golden, Zachary Thorne
STSR Coordinator.....	Jacob Kopczyk

SECURITY

Director of Security.....	Bob Hundedvad
Security Manager.....	Shondell Graham
Security Senior Shift Supervisor.....	Petronia Thomas
Security Shift Supervisors.....	Robert Dasant, Marcus Fowler
Security Officers.....	Brandon Andrews, Melvin Benavides, Anel Bernard, Carl Bohannon, Andrew Hedgman, Augusto King, Rhuben Mitchell, Patrick Mondelus, Mariela Padilla, David Pierre, Jean Saintilien, Evens St. Preux, Earl Tarver
Security/Event Services Administrative Assistant.....	Crystal Vasquez

TICKET OFFICE

Ticket Operations Managers.....	Jonathan Lee, Mariela Reyes
Ticket Service Coordinators.....	Gregory Eisenberg, Perry Eisenberg
Ticket Operations Coordinators.....	Mark Hasselbach, Kristi Mahan

TICKET SALES

Ticket Sales Manager.....	Kevin Duplaga
Ticket Sales Senior Account Manager.....	Lynelle Williams
Ticket Sales Account Managers.....	Jarred Borlock, Hunter Carrier, Stephen Pettion, Charles Otterbeck, Adam Ramos
Ticket Sales Administration Manager.....	Meg Denholm
Ticket Sales Coordinator.....	Natalia Collazo



MICKY ARISON

MANAGING GENERAL PARTNER



In 18 years as managing general partner of the Miami HEAT, Micky Arison has guided the franchise to unprecedented heights, including bringing South Florida three NBA championships.

As the leader of the most successful cruise operation in the world, the 64-year-old Arison and his family have always been involved with the team. Although his father, Ted, brought the NBA franchise to South Florida in 1988, it has only been since Micky took control in 1995 that the HEAT has evolved into one of the NBA's top organizations.

Arison, who was elected Chairman of the NBA Board of Governors in October 2005 and served a three-year term, brought to the HEAT the same standard of excellence that propelled Carnival Corporation & plc into a global vacation leader. One of Arison's first moves was to dramatically re-shape the franchise by hiring Pat Riley, one of the NBA's all-time winningest coaches, as Miami's President and that began a run of sustained excellence.

Together, Arison and Riley have built an organization that is considered one of the NBA's elite franchises. In addition to winning NBA championships in 2006, 2012 and 2013, with Arison and Riley at the helm, Miami has made the playoffs in 15 of the last 18 seasons, winning 10 division titles, four Eastern Conference championships and advancing to the Eastern Conference Finals six times. The 10 division titles the HEAT has captured over the last 18 years are the most in the Eastern Conference during that span and second most in the NBA.

Arison and Riley have been able to maintain a level of excellence in Miami by pulling off some of the largest acquisitions in the league. They initially built the foundation of success by acquiring franchise cornerstones Alonzo Mourning and Tim Hardaway. Next came Dwyane Wade and Shaquille O'Neal and a blockbuster 13-player trade, the largest in NBA history, in which they acquired James Posey, Jason Williams and All-Star Antoine Walker, all key cogs in Miami's first title run. The groundwork for Miami's 2012 championship was built in the summer of 2010 when Arison and Riley played key roles in re-signing Dwyane Wade to a multi-year contract and acquiring perennial NBA All-Stars LeBron James and Chris Bosh via sign-and-trades.

Previously Arison showed his commitment to the fans of South Florida when he worked successfully with Miami-Dade public officials to keep the HEAT in downtown Miami. The result of his diligence was an innovative public-private partnership that together built the county-owned state-of-the-art American Airlines Arena that fans enjoy and the three-time NBA Champion HEAT calls home.

Arison has enjoyed an all-star business career as well, growing up in the cruise business and spending the better part of two decades learning it from the ground up before being named chairman and CEO of Carnival Corporation & plc in 1990. Earlier this year, the role of Carnival Corporation & plc chairman and CEO was split with Arison continuing to serve as chairman and longtime Carnival board member Arnold Donald being named CEO.

Arison followed his education with a two-year stint in the Carnival Cruise Lines sales department. He became reservations manager in 1974, and took over the post of vice president of passenger traffic in 1976, succeeding to the presidency in 1979. In 1990, he was appointed chairman of the company's board of directors.

In 1987, the company went public, generating \$400 million for future expansion. As Carnival continued its growth through the traditional avenue of new ship construction, Arison also sought to expand the company's cruise operations by entering new market segments of the industry.

In 1989, Arison engineered the acquisition of the venerable Holland America Line, giving Carnival entry to the premium segment of the cruise industry. Arison also led the company's effort in the acquisition of ultra-luxury leader Seabourn, as well as Cunard, operator of the world's most famous ocean liners, and Costa Cruises, Europe's number one cruise company.

Arison also spearheaded Carnival Corporation's acquisition of P&O Princess Cruises, one of the most recognizable names in travel, in a deal valued at approximately \$8.2 billion. The combined Carnival/Princess group, named Carnival Corporation & plc, is the largest cruise operator by far, with a diverse portfolio of brands catering to vacationers from all over the world. The Carnival/Princess entity is truly a global vacation leader with its stock trading on both the New York and London exchanges.

Under his direction, Carnival Corporation & plc has grown into the largest, most successful cruise operator in the world. Arison's keen attention to marketing and growth priorities has also increased revenues from approximately \$600 million in 1988 to more than \$15.4 billion in 2012.

Today, as chairman of Carnival Corporation & plc, he oversees diversified travel and tourism holdings, including cruise ships serving virtually every market segment – from contemporary to ultra-luxury – as well as leading tour operators and hotel chains in Alaska and the Yukon Territory.

The Arison family and Carnival Corporation & plc is devoted to South Florida and over the years has supported a variety of arts-related and community service organizations.

Organizations supported by the Arison family and Carnival include the New World Symphony, The National YoungArts Foundation, Miami Children's Museum, Jackson Memorial Foundation, Miami Project to Cure Paralysis, Project Medishare for Haiti, American Red Cross, Big Brothers/Big Sisters, United Way, Chapman Partnership and many others.

Arison's contributions to the cruise industry have been recognized by a wide range of international organizations. He has been named an "Officer of the French Legion of Honor" – the country's highest civilian honor – by French President Jacques Chirac, received a honorary doctorate in naval architecture from the University of Genoa, and has been awarded the Decoration of Commander, First Class, of the Order of the Lion of Finland by the President of the Republic of Finland. He has also been awarded the insignia of "Onorificenza al Merito della Repubblica Italiana" by the President of Italy, which confers that country's highest title on a civilian.



NICK ARISON

CHIEF EXECUTIVE OFFICER

Nick Arison, who has been associated with successful teams on every level of basketball and has been a part of championships with the Miami HEAT, Duke University and USA Basketball, enters his 11th year as a full-time member of the HEAT organization and his third as Chief Executive Officer. Arison oversees the day-to-day operations of the franchise and is a limited partner in the team. He also has served as the alternate governor since the 2005-06 season and is a member of the NBA's Competition Committee.

The promotion to his current position on July 22, 2011, was a natural progression for Nick, who has grown up with the HEAT. His grandfather, Ted Arison, was one of the team's original founders and his father, Micky Arison, bought the controlling share of the franchise and was named Managing General Partner on Feb. 13, 1995.

Arison has served the HEAT in a variety of positions over the years and has learned the business from the ground up. He initially started working for the HEAT organization as a team attendant for four seasons from 1995-99. He then served summer internships in the Arena Operations, Community Affairs and Sales and Marketing departments before becoming a full-time staff member on the business side of the organization in 2003 as an Account Manager, Premium Partnerships. In 2006, he was promoted to Director of Corporate and Premium Services where he oversaw the Account Management Team. Prior to the 2008-09 season, he was named Vice President, Basketball Operations where he worked directly with HEAT President Pat Riley and Senior Vice President, Basketball Operations/Assistant General Manager Andy Elisburg on overseeing the basketball side of the organization and played an active role in the recruiting and procurement of talent. During the summer of 2010 he was instrumental in the re-signing of Dwyane Wade and Udonis Haslem, as well as the acquisitions of LeBron James, Chris Bosh and Mike Miller. He also played a significant role in the recruitment of Shane Battier in 2011 and Ray Allen in 2012. All of these players were cornerstones in the Miami HEAT's Back-to-Back NBA Championship teams in 2012 and 2013. A rising star in the business, Arison was selected as one of *SportsBusiness Journal's* "Forty Under 40" in 2013, an award that honors the most promising young executives in sports business under the age of 40.

In addition to his responsibilities with the HEAT, Arison served as a member of the United States Men's Senior National Team support staff from 2004-08. He assisted with the day-to-day operations for USA Basketball's 2008 Olympic team that captured the gold medal in Beijing, China as well as the 2007 gold medal winning FIBA Americas Championship team, the bronze medal winning 2006 World Championship team and the bronze medal winning team at the 2004 Olympics.

Arison began his basketball administrative career while attending Duke University. He spent four seasons as team manager of the Blue Devils men's basketball team and was named the head team manager during his senior year. Over that four-year span, Arison became the only team manager in Atlantic Coast Conference (ACC) history to be a part of four straight ACC Championships and was a manager for Duke's 2001 NCAA National Championship team.

A native of Miami, Arison graduated from Duke with a degree in public policy and a certificate in marketing and management.



LIMITED PARTNERS



**NICK
ARISON**



**JULIO
IGLESIAS**



**RAANAN
KATZ**



**SIDNEY
KIMMEL**



**ROBERT
STURGES**



PAT RILEY

PRESIDENT



Beginning his 19th season in Miami, HEAT President and Hall of Fame inductee Pat Riley has a resume that is unquestionably one of the most impressive in all of sports. Few in any profession have achieved the levels of success that Riley has accomplished while serving various roles in nearly half a century of dedication to the game he loves. The list of accomplishments for the nine-time NBA champion is equally long and impressive.

When Riley first arrived in Miami in September of 1995 he spoke about his vision of a championship parade down beautiful Biscayne Boulevard. That vision has been fulfilled three times, as under his guidance the HEAT have become just one of 10 NBA franchises to win multiple championships, claiming the league's top prize in 2006, 2012 and again in 2013. For Riley, winning a championship was nothing new. He arrived in Miami with a championship pedigree having previously won NBA titles as a player, assistant coach and head coach. It's that record of success that led to him earning the highest praise that can be bestowed upon an individual in the NBA. On September 5, 2008, in his first year of consideration, Riley was enshrined with the class of 2008 into the Naismith Memorial Basketball Hall of Fame.

Riley has established a standard of excellence within the franchise, both on and off the court, that has continually allowed the team to reach unprecedented heights and has positioned it as one of the most respected and successful in the NBA. Never was that more evident than when Riley guided his group of "15 Strong" to the franchise's first NBA championship in Dallas on June 20, 2006. After the game, Riley commented that he had packed one suit, one shirt and one tie for the trip to Dallas. What he brought back to Miami was one championship, fulfilling that vision he spoke about when arriving in Miami in 1995. In 2012 and 2013, he watched his hand-picked successor Erik Spoelstra guide teams that he put together as HEAT President once again reach the top of the mountain and enjoy back-to-back championships in an arena built largely as a result of his success. It's that success and the sacrifices he made along the way that has earned the respect of his peers and led to him receiving the Chuck Daly Lifetime Achievement Award from the National Basketball Coaches Association during the 2012 NBA Finals.

For the past 18 seasons, Riley's influence can be found throughout the HEAT organization as he has transformed the team from its early years to one of the most successful and desired destinations throughout the league. His work off the court constantly re-shaping the roster has been crucial in the HEAT winning three championships on the court. Never was that more evident than the summer of 2010. After two seasons of positioning the HEAT to be a major player in the 2010 free agent pursuit, while still remaining competitive and earning a pair of postseason berths, Riley proved to be the architect of one of the most successful off-seasons in NBA history. His work the previous two seasons put Miami in position to be able to add several key pieces in the 2010 free agent market and he delivered a star-studded class. In addition to accomplishing his stated mission of re-signing Dwyane Wade to a long term contract, he also convinced perennial All-Stars Chris Bosh and LeBron James to combine forces and join the HEAT to help form the core of what should be a championship contender for years to come. The trio has paid immediate dividends helping lead the HEAT to the NBA Finals in each of their three seasons together. The star power Riley has assembled has also produced great results off the court as well, as Miami has led the NBA in road attendance and sold out every home game in each of their three seasons together. As a result of his efforts pulling off a major coup, Riley was named The Sporting News 2010-11 Executive of the Year and shared the NBA's Executive of the Year award.

For Riley the summer of 2010 was just one more example of him working his magic in the front office. Since his arrival in Miami, he has engineered some of the biggest trades in the NBA. Previously he had made deals to acquire All-Stars Alonzo Mourning, Tim Hardaway, Eddie Jones, Shaquille O'Neal and Shawn Marion as well as add talented players Brian Grant and Jamal Mashburn. Additionally, prior to the 2005-06 season, he made headlines as he helped engineer the largest trade in NBA history, a five-team, 13-player blockbuster, in which the HEAT obtained All-Star Antoine Walker from Boston along with Jason Williams and James Posey from Memphis, all key contributors in the HEAT's first NBA championship. He has also used the free agent market in the past to help build the HEAT into a championship team. Riley made a big splash in the summer of 2003 when he signed free agent Lamar Odom, who went on to enjoy his finest NBA season before becoming the centerpiece in the trade to acquire the then 11-time All-Star O'Neal. He has also used the free agent market to acquire solid veterans Mike Miller, Shane Battier, Ray Allen, Rashard Lewis and Chris Andersen to all be key parts of this championship franchise. Riley has also helped shape the HEAT through the years with the successful drafting of Dwyane Wade and Caron Butler and also scored with the signing of undrafted free agent Udonis Haslem, who has gone on to become the all-time rebound leader in franchise history.

Riley's keen eye to spot talent has not been limited to just the players. His two head coaching hires have proven to be extremely successful as well as he promoted former assistant coaches Stan Van Gundy and Erik Spoelstra, giving each their first NBA head coaching job. Both have rewarded that faith by becoming among the best coaches in the NBA. Each has guided teams to the NBA Finals during their head coaching careers and has won over 60 percent of their games. When Spoelstra led Miami to back-to-back NBA championships in 2012 and 2013 he became one of just 13 coaches in NBA history to win multiple championships

and one of only eight to win consecutive championships. His 50 wins and .633 winning percentage are both tops in HEAT postseason history.

With all the big moves Riley has made to shape the HEAT, the most important trade he was involved with might very well have been the one that delivered him to Miami. Looking to change the face of an organization in its infancy and become a solid contender year after year, HEAT Managing General

Pat Riley Coach of the Year Honors

SEASON	TEAM	RECORD
1989-90	L.A. Lakers	63-19 (.768)
1992-93	N.Y. Knicks	60-22 (.732)
1996-97	Miami HEAT	61-21 (.744)

PAT RILEY

PRESIDENT



Management

Players

12/13 Review

Records

Playoffs

History

All-Time Roster

NBA/NBADL

Opponents

Media

Partner Micky Arison agreed to send a first-round draft pick and \$1 million dollars to the New York Knicks on September 1, 1995 for the rights to Pat Riley. One day later, Riley was named the team's fourth head coach and team president. From that point, the face of the organization changed. Riley brought with him star power, a proven track record, professionalism and results. Since he arrived in 1995, the HEAT has compiled an 826-602 (.578) record, the best record in the Eastern Conference over that 18-year span and tied for fourth best in the NBA. Miami has made 15 postseason appearances under his leadership and has captured 10 division titles, the most in the Eastern Conference over that span.

Riley's resume is filled with milestones during an NBA career that spans 45 years as a player, assistant coach, head coach, administrator and broadcaster and has produced nine NBA championships. He has compiled a 1,210-694 (.636) all-time record guiding the Los Angeles Lakers, New York Knicks and the Miami HEAT during a 24-year head coaching career that is one of the most impressive in all of sports. His 1,210 regular season victories place him fourth on the NBA's all-time list, his 1,904 games coached ranks seventh and his .636 winning percentage in the regular season places him eighth in league history. Riley averaged 50 wins per season in his coaching career. Additionally, his 171 postseason victories and 282 postseason games coached each rank second in NBA history and his .606 postseason winning percentage is eighth best all-time in the league annals. His five NBA championships as a head coach tie him with John Kundla for the third highest total in NBA history. As a result of his many accomplishments, in 1996-97 as the NBA celebrated its 50th Anniversary, Riley was named one of the Top 10 Coaches of All-Time by a panel of media who regularly cover the league. Simply put, Riley is a winner.

No matter the odds, "getting the job done" has never been a problem for a person who has seen winning from all angles. As a youthful role player for the 1971-72 Los Angeles Lakers, Riley earned the first of his nine NBA championship rings. He



claimed another as an assistant under Lakers coach Paul Westhead in 1979-80. The New York native collected four more titles for the Lakers as the team's top man in 1982, 1985, 1987 and 1988. Eighteen years later, he guided the HEAT to their first NBA Championship, his fifth as a head coach, and then in 2012 and 2013 he claimed rings eight and nine as HEAT President. The 18-year span between championships as a head coach established an NBA record. As a head coach, his teams advanced to the NBA Finals nine times, the Conference Finals on 12 occasions and captured 18 divisional championships, nine conference championships and five NBA titles. He has been honored as the NBA Coach of the Year on three occasions, the only coach in NBA history to receive the award with three different teams. Riley has also captured NBA Coach of the Month honors 11 times. His 21 total postseason appearances as a head coach are tops in league history, two more than Hall of Fame coach Red Auerbach and his string of 19 consecutive postseason appearances as a head coach from 1982-2001 set a league record for consecutive postseason appearances. Riley has also served as a head coach in nine NBA All-Star games.

In his illustrious career, Riley has guided his teams to at least 50 wins in a season 17 times and has amassed seven 60-win seasons, achieving the milestone with each of the three franchises he guided. Both his 17 50-win seasons and seven 60-win seasons tie the most by a coach in NBA history. When he began the 2000-01 season with an Opening Night victory over Orlando on November 1, he became just the second coach in NBA history to reach 1,000 wins. Riley currently stands as the all-time leader in regular season wins and ranks second in postseason victories for the HEAT and ranks second in both categories for the Lakers.

During his first stint guiding the HEAT, Riley led Miami to 354 victories and four consecutive Atlantic Division titles over an eight-year period.



PRESIDENT **PAT RILEY**

Pat Riley Coach of the Month Honors

MONTH	TEAM	RECORD
January 1983.....	L.A. Lakers.....	10-3 (.769)
March 1985.....	L.A. Lakers.....	13-1 (.929)
November 1985.....	L.A. Lakers.....	11-2 (.846)
November 1986.....	L.A. Lakers.....	12-2 (.857)
February 1988.....	L.A. Lakers.....	12-1 (.923)
March 1994.....	N.Y. Knicks.....	14-0 (1.000)
December 1996.....	Miami HEAT.....	11-3 (.786)
February 1998.....	Miami HEAT.....	13-2 (.867)
December 2000.....	Miami HEAT.....	12-5 (.706)
February 2006.....	Miami HEAT.....	8-2 (.800)
March 2007.....	Miami HEAT.....	11-4 (.733)

player trade that brought in Mourning, who became the HEAT's first All-Star. He sprang into action again on February 22, 1996, making three trades involving 10 players just hours before the trading deadline that cleared the way for future free agent signings and brought Hardaway to Miami. Hardaway became a two-time All-Star during his stint with Riley and in 1996-97 was named to the backcourt with Michael Jordan on the All-NBA First Team. Those moves created the foundation in which the HEAT has been built upon and helped send the message that Riley would do whatever it took to produce a winner in Miami.

And the team has been winning ever since. In addition to delivering three NBA championships to Miami, Riley's HEAT tenure has included many highlights. In 1996-97 he garnered a third NBA Coach of the Year honor with his third team, an unprecedented feat in league history, after leading Miami to a 61-21 (.744) record and the HEAT's first trip to the Eastern Conference Finals. On February 10, 1998, he became the winningest coach in HEAT history when Miami defeated Cleveland for HEAT win number 134. During the 1998-99 campaign he led Miami to the best record and the number one seed in the Eastern Conference for the first time. The 1999-00 season saw the HEAT capture its fourth consecutive Atlantic Division crown. That season also culminated a dream for the franchise as Riley ushered Miami into its beautiful new home, the AmericanAirlines Arena, a state-of-the-art downtown bayside arena. The following season, Riley turned in what many experts claim was one of the best coaching jobs of his amazing career. After re-working the roster in the summer of 2000 by acquiring three-time All-Star Eddie Jones and hard-working power forward Brian Grant to make a run at a possible championship, Riley had to guide the franchise through one of the biggest jolts in its history. On October 16, in the middle of the pre-season, Alonzo Mourning, the team's centerpiece, announced that due to a kidney disease he was expected to miss the entire season. Despite the devastating news, Riley guided the HEAT to a 50-32 record for a second place finish in the Atlantic Division and the third best record in the conference.

Before joining the HEAT, Riley spent four successful seasons as the head coach of the New York Knicks. Prior to Riley's arrival the Knicks had posted just four winning seasons in the previous 10 years (1981-91). During his four-year stint in New York, Riley guided the Knicks to four straight winning seasons, four consecutive playoff berths and compiled a 223-105 record. His .680 winning percentage is the best in Knicks history, easily outdistancing former assistant Jeff Van Gundy who ranks second (.590), and his 223 victories rank fourth on the club's all-time list. He recorded at least 50 wins in each of his four seasons in New York, the only time in Knicks history the team posted at least 50 wins in four consecutive years. The highlight of his career with the Knicks was leading them to the 1994 NBA Finals, New York's first trip to the Finals since the 1972-73 season. Riley's teams won three consecutive Atlantic Division titles in his first three years (1991-94) in New York, and his tireless dedication earned him his second NBA Coach of the Year honor in 1993.

Prior to leading the Knicks, Riley was head coach of the Lakers for nine years and guided the team to four NBA titles and three other NBA Finals appearances. After taking over for Paul Westhead 11 games into the 1981-82 season, he led the Lakers to the NBA Championship in his first season as a head coach in the league. Under Riley, the Lakers became the first NBA team to win 60 games in four consecutive seasons (1984-85 through 1987-88). He won the Pacific Division title in each of his nine years leading the Lakers and was honored as the 1990 NBA Coach of the Year. He compiled a 533-194 (.733) regular season record in his nine seasons in L.A. and won at least 50 games each year. Riley, who averaged 59 wins a season in L.A., brought "Showtime" to the Great Western Forum. Under Riley the Lakers recorded a 305-59 (.838) regular season mark at home. His teams also compiled a 102-47 (.685) postseason record. His 102 postseason victories rank second on the Lakers' all-time list as do his 533 regular season wins.

After leaving the Lakers, Riley served as co-host of "NBA Showtime" on NBC in 1990-91 before joining the Knicks in the fall of 1991. It was a return to the television booth for Riley who was Chick Hearn's partner on Lakers' broadcasts after his playing days ended (1977-79). He returned to the bench early in the 1979-80 campaign when Lakers' Head Coach Paul Westhead asked him to become an assistant.

As a player, Riley had an extensive nine-year career. He was the 1967 first-round pick (seventh overall) of the San Diego Rockets for their inaugural 1967-68 season. After three seasons, he joined the Lakers' in 1970-71 and played five years. He was a member of the 1971-72 Lakers team that won an NBA-record 33 consecutive games and the NBA Championship. Riley finished his playing career with the 1976 Western Conference Champion Phoenix Suns.



PAT RILEY

PRESIDENT

Born in Schenectady, NY, Riley attended Linton High School where he became a two-sport star in basketball and football. He was a member of the Linton basketball team that beat historic Power Memorial High and center Lew Alcindor, who, as Kareem Abdul-Jabbar, would later lead Riley's Lakers to greatness. As a tribute to his accomplishments, Linton renamed its gym in Riley's honor in 1997 and inducted him into its hall of fame in 2000.

After turning down an offer to play football for Bear Bryant at Alabama, Riley decided instead to play basketball for Adolph Rupp at Kentucky from 1963-67. He was a collegiate star, earning team MVP honors three times and averaging 22 points per game on the Wildcats' famed "Rupp's Runtz" squad that lost in the 1966 NCAA Finals to Texas Western. A gifted athlete, he was an 11th-round draft choice of the NFL's Dallas Cowboys in 1967 although he never played college football. His brother, Lee, played defensive back for the Detroit Lions, Philadelphia Eagles, and New York Giants of the NFL (1955-60) and for the New York Titans of the American Football League (1961-62). His father, Leon, was a major league catcher/outfielder with Philadelphia in 1944 and became a minor league manager in the Phillies' organization.

Along with his wife, Chris, Riley has been involved with numerous charity and community service projects throughout his career. They founded The Miami HEAT Family Outreach in 1997 which has raised over \$16 million for the South Florida community and whose primary beneficiaries include Jackson Memorial Foundation's Guardian Angels which supports the Holtz Center for seriously ill children, SafeSpace which is a domestic violence shelter for women and their children, and the Miami Coalition for a Safe and Drug-free Community. They are also involved in the Pediatric AIDS Foundation's Kids for Kids organization which they started in 1992 in New York, and the YMCA in Los Angeles, New York, and Miami. For over 30 years the Rileys have been actively involved with Boys and Girls Clubs of America. As a result of his efforts, Riley has received many prestigious awards, including the Miami Project Sports Legend Award in 1992, Boys and Girls Clubs Miami Person of the Year Award in 1998, and was honored by the YMCA Miami in 1998. Riley was also instrumental in establishing the HEAT's Home Strong program in 2006 which supports and gives aid to military personnel.

Riley is not only one of professional basketball's winningest coaches, but his speeches before hundreds of corporations have earned him the title of "America's Greatest Motivational Speaker." He has been rated by *SUCCESS* magazine as "The best in his field." Riley has also completed an award winning 30-minute motivational video entitled "Teamwork" in which he applies his winning philosophies to business and life in general. In addition to being one of the most sought after motivational speakers in the country, Riley has authored two books, "Show Time" and "The Winner Within". Pat and his wife, Chris, have two children, James Patrick, and Elisabeth Marie.

Pat Riley Head Coaching Record

SEASON	TEAM	RECORD	FINISH	PLAYOFFS
1981-82	L.A. Lakers	50-21 (.704)	1st/Pacific	12-2 (.857)*
1982-83	L.A. Lakers	58-24 (.707)	1st/Pacific	8-7 (.533)
1983-84	L.A. Lakers	54-28 (.659)	1st/Pacific	14-7 (.667)
1984-85	L.A. Lakers	62-20 (.756)	1st/Pacific	15-4 (.789)*
1985-86	L.A. Lakers	62-20 (.756)	1st/Pacific	8-6 (.571)
1986-87	L.A. Lakers	65-17 (.793)	1st/Pacific	15-3 (.833)*
1987-88	L.A. Lakers	62-20 (.756)	1st/Pacific	15-9 (.625)*
1988-89	L.A. Lakers	57-25 (.695)	1st/Pacific	11-4 (.733)
1989-90	L.A. Lakers	63-19 (.768)	1st/Pacific	4-5 (.444)
1991-92	N.Y. Knicks	51-31 (.622)	1st/Atlantic	6-6 (.500)
1992-93	N.Y. Knicks	60-22 (.732)	1st/Atlantic	9-6 (.600)
1993-94	N.Y. Knicks	57-25 (.695)	1st/Atlantic	14-11 (.560)
1994-95	N.Y. Knicks	55-27 (.671)	2nd/Atlantic	6-5 (.545)
1995-96	Miami HEAT	42-40 (.512)	3rd/Atlantic	0-3 (.000)
1996-97	Miami HEAT	61-21 (.744)	1st/Atlantic	8-9 (.471)
1997-98	Miami HEAT	55-27 (.671)	1st/Atlantic	2-3 (.400)
1998-99	Miami HEAT	33-17 (.660)	1st/Atlantic	2-3 (.400)
1999-00	Miami HEAT	52-30 (.634)	1st/Atlantic	6-4 (.600)
2000-01	Miami HEAT	50-32 (.610)	2nd/Atlantic	0-3 (.000)
2001-02	Miami HEAT	36-46 (.439)	6th/Atlantic	0-0 (.000)
2002-03	Miami HEAT	25-57 (.305)	7th/Atlantic	0-0 (.000)
2005-06	Miami HEAT	41-20 (.672)	1st/Southeast	16-7 (.696)*
2006-07	Miami HEAT	44-38 (.537)	1st/Southeast	0-4 (.000)
2007-08	Miami HEAT	15-67 (.183)	5th/Southeast	0-0 (.000)
TOTALS (24 Seasons)		1,210-694 (.636)		171-111 (.606)
MIAMI TOTALS (11 Seasons)		454-395 (.535)		34-36 (.486)

* - indicates an NBA Championship



ERIC WOOLWORTH

PRESIDENT, BUSINESS OPERATIONS



Beginning his 19th season with The HEAT Group and 13th at the helm of the organization as President, Business Operations, Eric Woolworth has made an indelible impression on both the Miami HEAT and AmericanAirlines Arena. His leadership has helped transform the organization and redefine its corporate identity into a customer service and sales-driven machine that is among the elite in the sports and entertainment industry. Under Woolworth's direction the HEAT has been consistently recognized as an NBA leader in customer service, fan entertainment, marketing, sales, and Arena operations, and has become a recognized leader in the South Florida business community. Working side by side with Pat Riley, Woolworth's efforts have made the HEAT a first-class organization away from the court as much as it is on it.

The team's innovative fan-friendly and flexible renewal program complements its very successful and often imitated in-Arena S.M.I.L.E. program aimed at exceeding a guest's expectations and creating an exciting experience at events. These initiatives have brought a high level of service and value to season ticket holders and guests, as well as a streamlined renewal and playoff payment process while introducing new and exciting benefits for loyal season ticket holders and other lucky fans.

Recognizing the power of database marketing, Woolworth turned the company's focus toward becoming an early adopter of this technology and quickly capitalized on it. In the past 13 years, the HEAT has compiled one of the richest direct marketing databases in the NBA and has become proficient in utilizing these powerful channels to deliver sales offers and news and continues to lead the NBA in terms of revenue derived from database marketing. The HEAT leverages these assets to support the marketing efforts of its ever-expanding corporate partner base.

Most recently, the HEAT has become an industry leader in building and exploiting a large and sustainable social media following. With a Facebook fan base of over 8.5 million and a twitter following of 1.7 million, the HEAT Social Media Department is a consistent leader in social media engagement and growth. In 2013, the department won the NBA's Social Media "Epic Award"—an honor determined solely by fan votes—which designated the March 18, 2013 matchup between the Celtics and the HEAT as their favorite game. In addition, the HEAT won Yahoo's 2013 "OMG Award" for the team's rendition of the Harlem Shake dance, which garnered over 30 million YouTube views in less than 72 hours.

Under Woolworth's guidance, The HEAT Group's Business Operations Division continues to garner accolades in a variety of disciplines. Success stories for the 2012-13 season include the Season Ticket Services Department once again recording the highest Season Ticket renewal rate in franchise history and one of the highest renewal rates in the NBA; the HEAT Retail Department earning the highest per cap rates in retail sales in the NBA; the HEAT Internet Services Department winning the coveted 2012-13 NBA Web Traffic Award for HEAT.com; and the unveiling of the 12th Miami HEAT Learn and Play Center.

Woolworth has been at the forefront of several major capital improvement projects to the AmericanAirlines Arena, which celebrated its 10-year anniversary on December 31, 2009, including the 3,400 square foot digital media façade, MiamiMediaMesh, one of the largest digital LED displays in the Southeast region of the United States; the multi-million dollar High Definition upgrade of all digital infrastructure at AmericanAirlines Arena; the fully customizable "experience" fans now enjoy as they enter the Arena through the newly renovated Bacardi Grand Entrance—an extensive re-branding project, which includes state-of-the-art digital signage and graphic enhancement tailored to the specific audience of any single event; and the 2012 opening of Hyde AmericanAirlines Arena, a posh and intimate venue offering guests an über-VIP restaurant and nightclub experience.

Woolworth's efforts have also firmly planted AmericanAirlines Arena on the map of elite venues, hosting such world-class acts as Madonna, Marc Anthony, Billy Joel, Eric Clapton, Paul McCartney, The Rolling Stones, U2, Luis Miguel, Justin Bieber, Hannah Montana/Miley Cyrus, Phish and many others that play before sold-out crowds. The Arena also secured the 2004 and 2005 MTV Video Music Awards, the first two times in the award show's history it was hosted outside of New York City or Los Angeles. Popular family shows that make annual stops at the Arena include classic favorites Disney On Ice, Wiggles, the Harlem Globetrotters and the RB&BB Circus.

The AmericanAirlines Arena is also a celebrated leader in the facilities industry due to Woolworth's leadership. In both 2012 and 2013, Pollstar named the Arena the #1 arena in Florida and among the top 10 in the United States. And in 2013, the Arena won the prestigious 2013 Facility of Merit award presented by the National Center for Spectator Sports Safety and Security for demonstrating an innovative approach to enhancing safety and security.

Woolworth's primary responsibility consists of directing and overseeing all non-basketball aspects of the organization from Marketing and Community Affairs to Sales and Service, Human Resources, Merchandising, Finance, Event and Arena Operations, and more. His efforts have created a professional cutting edge atmosphere for both the employees and the customers.

Woolworth steadily climbed the ranks of The HEAT Group after first joining the HEAT as General Counsel in 1995 and a successful legal career in Washington, D.C. His business acumen and key role in the development of the AmericanAirlines Arena led to his promotion to President, Business Operations in January of 2001. He had served as interim President from August of 2000 to January of 2001.

Woolworth is a cum laude graduate of both Georgetown University and Georgetown University Law Center. He lives with his wife, Jocelyn, their son, Jackson, and their daughter, Cassidy, in Coral Gables. They generously spend their time and resources to assist the community, donating time to several charitable organizations including serving on the Boards of Big Brothers Big Sisters and the Children's Craniofacial Association at Miami Children's Hospital.



ERIK SPOELSTRA

HEAD COACH



Management

Players

12/13 Review

Records

Playoffs

History

All-Time Roster

NBA/NBADL

Opponents

Media

Erik Spoelstra enters his sixth season as head coach of the HEAT and his 19th as a member of the organization. Since being elevated to his current position on April 28, 2008, Spoelstra has rewarded the faith that HEAT President Pat Riley showed in him by garnering a 260-134 regular season record, a 50-29 postseason mark, five postseason appearances, three division titles, three conference championships and guiding the franchise to a pair of NBA championships.

In just five seasons at the helm, Spoelstra has already established his place in the HEAT record book. He holds the franchise postseason records for victories (50), winning percentage (.633), series won (11) and games coached (79). In regular season play he owns the highest winning percentage (.660) and ranks second in both victories (260) and games coached (394) for the HEAT.

Since replacing Riley on the HEAT bench five years ago, Spoelstra has seen the expectations for his team change dramatically from the time he was appointed head coach in 2008 until now. When he inherited the head coaching reins in 2008 he was given the task of improving a young team that had been ravaged by injuries the previous season and had won just 15 games. Two years later, after the summer of 2010 in which Miami re-signed Dwyane Wade and acquired All-Stars LeBron James and Chris Bosh, he found himself coaching a highly-talented, veteran group that was the most scrutinized team in the NBA. Throughout his tenure he has remained a steady influence for his team and its paid huge dividends in return. Spoelstra and his team have proven they are up for the challenge as he has guided them to consecutive NBA Championships, three-straight Eastern Conference Championships and three consecutive trips to the NBA Finals. When the HEAT defeated Indiana in a grueling seven-game series in the 2013 Eastern Conference Finals they became the first Eastern Conference team to make three consecutive NBA Finals appearances since the Chicago Bulls accomplished the feat from 1996-98.

Spoelstra, who ranks third on the NBA's all-time postseason winning percentage list and tops among active head coaches, joined a very elite fraternity when he led the HEAT to a seven-game series win over the San Antonio Spurs in the 2013 NBA Finals. Upon capturing the 2013 NBA Championship he became one of just 13 head coaches in NBA history to have won multiple championships and only the eighth to win a championship in consecutive seasons.

During his five years leading the HEAT, no coach in the NBA has won more playoff games, playoff series or has posted a higher postseason winning percentage than Spoelstra. Under Spoelstra, the HEAT have won 11 of 14 postseason series (.786 winning percentage), including a franchise-record eight consecutive series. Spoelstra's teams have an 11-4 (.733) record when having an opponent on the brink of elimination and a 6-3 (.667) mark when they are on the brink of elimination.

After guiding Miami to its second NBA crown in 2012, Spoelstra and his team knew they would get everyone's best shot on a daily basis during the 2012-13 season and what the HEAT accomplished under the fifth-year head coach was one of the greatest seasons in NBA history. It was a season filled with highlights from participating in a preseason tour in China to ending with a championship celebration on the floor of the AmericanAirlines Arena on June 20.

Spoelstra guided the HEAT to a franchise-record 66-win regular season which included a 27-game winning streak from Feb. 3-Mar. 25, the second longest streak in NBA history. In large part due to the winning streak, the HEAT finished the second half of the 2012-13 season with a 38-3 record and lost just one game each in the months of February, March and April. The 17-1 record in March set a franchise record for victories in any month. As a result of the streak, Spoelstra was named the NBA Eastern Conference Coach of the Month in both February and March becoming the first HEAT coach to receive the honors in consecutive months. He has now captured the monthly honors five times tying him with Pat Riley for most in franchise history. The record-setting season also helped Spoelstra earn the honor of coaching the Eastern Conference at the 2013 NBA All-Star Game, a first in his young career. The final victory in the 27-game win streak, at Orlando on Mar. 25, marked the 250th regular season victory in Spoelstra's career. He needed just 382 games to reach that milestone, getting there quicker than any coach in franchise history.

One of the keys to that success has been Miami's dominance at the AmericanAirlines Arena under Spoelstra. He led Miami to a 37-4 home record during the 2012-13 season establishing club single-season records in both home victories and home winning percentage. In his five seasons guiding the HEAT, Spoelstra's regular season record at the AmericanAirlines Arena is a sterling 147-50 (.746) and his postseason record at home is an even better 33-9 (.786). The HEAT have also proven to be able to win away from home as the 2012-13 season marked the fourth straight season the HEAT posted a winning record on the road, a first in franchise history. Additionally, Miami has won at least one postseason road game in each of the past 12 series they've participated in to establish a club record.

The 2012 championship culminated a compressed 2011-12 season in which Miami went 46-20 and captured its second consecutive Southeast Division title. The regular season was highlighted by a nine-game win streak (Feb. 10-Mar. 1) with each victory a double-digit win. During that streak the HEAT became the first team to win road games on three consecutive nights (Feb. 12-14) since December of 1979 and the first to win each of those contests by double-digits since the 1970-71 season. That streak keyed an 11-2 record in February for Miami which saw Spoelstra earn Coach of the Month honors for the third time in his career.

Erik Spoelstra Coach of the Month Honors

MONTH	TEAM	RECORD
March 2010.....	Miami HEAT	12-3 (.800)
December 2010	Miami HEAT	15-1 (.938)
February 2012.....	Miami HEAT	11-2 (.846)
February 2013.....	Miami HEAT	12-1 (.923)
March 2013.....	Miami HEAT	17-1 (.944)



HEAD COACH **ERIK SPOELSTRA**

Miami's success during the 2011-12 campaign was driven by its defense. The HEAT once again ranked among the top defensive teams in the NBA, finishing third in steals per game, fourth in scoring defense, fourth in scoring margin and fifth in field goal percentage defense, the third straight year Miami ranked in the top five in field goal percentage defense. The HEAT also remained dominant at home, posting a 28-5 record, which included a 17-game home winning streak, the second longest in franchise history. The 28 home victories tied for the most in the league and the .848 home winning percentage is the third best single-season mark in franchise history.

Spoelstra led Miami to a 58-24 regular season record, a Southeast Division title and an Eastern Conference championship in 2010-11. The 58 wins mark the fourth best total in franchise history and Miami's 28 road wins tied for the most in the NBA in 2010-11 and rank third in HEAT history. Spoelstra earned NBA Eastern Conference Coach of the Month honors in December after guiding the HEAT to a 15-1 record, including a perfect 10-0 mark on the road. The 10 road victories in December set a franchise record for any month and the HEAT established an NBA record for most consecutive road wins in a calendar month. Defense was once again the stalwart of the HEAT's success as Miami led the NBA in point differential, finished second in defensive field goal percentage and sixth in scoring defense.

After an impressive rookie campaign, Spoelstra guided Miami to a 47-35 record in 2009-10. Under his leadership the HEAT closed the season by winning 18 of its final 22 games, including a 12-3 record in March which earned him NBA Eastern Conference Coach of the Month honors. The 2009-10 season was one of its best defensive seasons for Miami as the HEAT allowed the fewest field goals in the NBA and finished second in both points allowed and defensive field goal percentage.

During his rookie season, Spoelstra led Miami to its greatest single-season improvement. He inherited a 15-win team and directed it to a 28-win improvement, marking the greatest improvement by a rookie head coach in NBA history, bettering the previous record of a 20-win improvement by Chicago's Ed Badger during the 1976-77 season. It also marked the seventh-best single-season improvement in NBA history by any coach. As a result of a 43-win season, the most by a head coach in his first year guiding the HEAT, Spoelstra led Miami to the 2009 NBA Playoffs. The 2009 postseason appearance made Miami just the second team in NBA history to win 15-or-fewer games one year and make the postseason the next, joining the 1968-69 San Diego Rockets.



Erik Spoelstra Head Coaching Record

SEASON	TEAM	RECORD	FINISH	PLAYOFFS
2008-09	Miami HEAT	43-39 (.524)	3rd/Southeast	3-4 (.429)
2009-10	Miami HEAT	47-35 (.573)	3rd/Southeast	1-4 (.200)
2010-11	Miami HEAT	58-24 (.707)	1st/Southeast	14-7 (.667)
2011-12	Miami HEAT	46-20 (.697)	1st/Southeast	16-7 (.696)
2012-13	Miami HEAT	66-16 (.805)	1st/Southeast	16-7 (.696)
TOTALS (5 Seasons)		260-134 (.660)		50-29 (.633)

ERIK SPOELSTRA HEAD COACH



Management

Players

12/13 Review

Records

Playoffs

History

All-Time Roster

NBA/NBADL

Opponents

Media

Before taking over the reigns as the sixth head coach in HEAT history, Spoelstra had served Miami in a number of roles in his first 13 years. He was originally hired as video coordinator and over the years was promoted to assistant coach/video coordinator, assistant coach/advance scout and assistant coach/director of scouting before ascending to head coach. He made a name for himself around the league with his game preparation and superb attention to detail. In his seven seasons as the HEAT's assistant coach/director of scouting, he had the primary role of developing game plans for upcoming opponents. To that end, he coordinated the video staff and advance scouts while overseeing the development of scouting reports and videos.

Spoelstra has earned the respect of players throughout the league with a strong reputation as a teacher over the years by heading the HEAT's Individual Player Development Program. As an assistant coach, where he also served for three seasons (2005-07) as the head coach of the HEAT's summer league team, and as the HEAT's head man now, he has worked tirelessly with many of Miami's young players in areas of fundamentals, skill development and shooting. This consistent emphasis of fundamentals contributed to the HEAT setting a franchise-record in 2008-09 for fewest turnovers in a season, committing 96 fewer turnovers than the previous franchise record, and then responding the following season with the second fewest turnovers in a season.

Additionally, Spoelstra helped design and integrate a proprietary statistical database and scouting software for the HEAT. Under Spoelstra, the HEAT continues to embrace the use of technology and continues to use the state-of-the-art statistical software to evaluate team productivity, individual player productivity and trends for both the HEAT and the team's opponents. That use of technology as a teaching tool also included putting the team's video playbook on iPads for his players.

In 1992, he graduated from the University of Portland with a degree in communications. While attending Portland, Spoelstra was the starting point guard for four years and was named the West Coast Conference Freshman of the Year in 1989. Upon graduating he spent two years as a player/coach for Tus Herten, a team in the professional sports league of Germany.

A team member of the NBA FIT initiative, Spoelstra takes pride in encouraging and educating children on the physical, mental and emotional benefits of healthy living, as well as motivating and inspiring their families to live healthier lives through a variety of events and activities. Additionally, he created "Spo's Shooters", in 2008 in conjunction with the Miami HEAT Community Education Ticket Program. This program reaches out to South Florida's less fortunate student-athletes and gives them the opportunity to enjoy HEAT games and meet their favorite HEAT players and role models.

In July, 2009, Spoelstra embarked on what would be the first of four trips back to his native Philippines. In each of these trips, he has hosted basketball and coaches clinics, promoted the importance of education, healthy living and wellness, while being able to reach close to 10,000 underprivileged youth through these efforts. In 2011, the nine-day program in Manila was the largest NBA FIT event ever hosted in Southeast Asia under the NBA Cares umbrella. During the summer of 2012, Spoelstra expanded this program to include the country of Singapore.

Raised in Portland, OR, Spoelstra, who was inducted into the Jesuit High School Athletic Hall of Fame in September 2009, is the first Asian/Filipino-American head coach in any of the major North American sports leagues.

Spoelstra is the son of Jon Spoelstra, a long-time NBA executive who has guided the Portland Trail Blazers, Denver Nuggets, Buffalo Braves and New Jersey Nets. His grandfather, Watson, was a Detroit Tigers beat writer for many years.

All-Time Postseason Winning Percentages (25 games coached minimum)

COACH	PCT.	W.	L.
Phil Jackson	.688	229	104
Butch van Breda Kolff	.636	21	12
Erik Spoelstra	.633	50	29
John Kundla	.632	60	35
Billy Cunningham	.629	66	39

Highest Postseason Winning Percentages Since 2008-09

TEAM	PCT.	W.	L.
Cleveland Cavaliers	.640	16	9
Miami HEAT	.633	50	29
Phoenix Suns	.625	10	6

Playoff Victories Since 2008-09

Miami HEAT	50
Los Angeles Lakers	41
Boston Celtics	40

Most Playoff Series Won Since 2008-09

Miami HEAT	11
Los Angeles Lakers	10
Boston Celtics	7

Highest Regular Season Winning Percentages Since 2008-09

TEAM	PCT.	W.	L.
San Antonio Spurs	.693	273	121
Los Angeles Lakers	.673	265	129
Miami HEAT	.660	260	134



BOB MCADOO

ASSISTANT COACH



Bob McAdoo enters his 19th season as an assistant coach with the Miami HEAT. As a former NBA MVP, McAdoo works primarily with the HEAT big men and has been instrumental in developing their overall skills. He also works on a constant basis with all players to improve their shooting skills, while imparting the wisdom and knowledge derived from a 14-year NBA playing career. McAdoo is in charge of charting the team's offensive efficiency and focusing on the strengths and weaknesses of opponent's big men. He also served as the head coach of the HEAT's Summer League team in 2004.

McAdoo, generally considered the greatest shooting big man in NBA history, enjoyed a storied 14-year playing career in the NBA, which included three consecutive scoring titles from 1973-74 through 1975-76 – making him one of only seven NBA players to accomplish the feat. He appeared in five consecutive All-Star games, where he averaged 17.6 points and 6.0 rebounds, as well as being named the NBA MVP in 1975. McAdoo received the game's greatest honor when he was elected into the Naismith Memorial Basketball Hall of Fame in 2000.

Over his career, "Doo" averaged 22.1 points and 9.4 rebounds while connecting on 50.3 percent of his field goal attempts, and has worked with many of the best in the business. In 1982, he was a member of Pat Riley's first championship team with the Los Angeles Lakers. Former HEAT broadcaster and fellow Hall of Famer Dr. Jack Ramsay was McAdoo's first coach in Buffalo in 1972. His career also included tours with New York, New Jersey, Boston and Philadelphia. After finishing in 1986 with the 76ers, McAdoo played professionally in Italy (1986-92) where his teams went on to win the Italian Championship three times and the European Championship twice. Individually, he captured MVP honors in both the Italian League and European Championships. Additionally, he appeared in the first McDonald's Open in 1987, averaging 42 points in losing causes to the Milwaukee Bucks and Russian National team. In May of 2008 he was named as one of the 50 most influential personalities in European Club Basketball over the last half century. McAdoo was one of just 35 players to receive that honor.

McAdoo's success began early in his career, as he earned the 1972-73 NBA Rookie of the Year award after averaging 18.0 points and 9.1 rebounds for the Buffalo Braves. In each of the next three seasons he averaged at least 30 points and 12 rebounds. McAdoo was an All-American at every level of play, starting in high school, and then at Vincennes JC, where he was a member of the JUCO national championship team in 1970. He also received All-America honors while playing at the University of North Carolina, where he helped guide the Tar Heels to a Final Four appearance. McAdoo also played for the United States in the 1971 Pan American Games.

In the summer of 2010 he took part in the Basketball without Borders program in Singapore which uses sport to create a positive social change in areas of education, health and wellness. He also participated in the Basketball without Borders program in Beijing during the summer of 2009 and the NBA Legends Tour to South Africa in 1993, a goodwill mission with NBA Commissioner David Stern and other players to promote the NBA. Besides his accomplishments on the court, McAdoo was the basketball technical advisor for the 1993 motion picture *The Air Up There*, starring Kevin Bacon. For his musical exploits on the alto saxophone, McAdoo was selected as a member of the North Carolina All-State High School band. Rounding out his high school career, he was named to the All-State and All-American teams in basketball while also becoming the North Carolina High School high jump champion as a senior.

McAdoo and his wife, Patrizia, reside in Boca Raton with their son Ryan. Their daughter, Rasheeda, is in her first year at Georgia Tech on a tennis scholarship. McAdoo's eldest son Robert III and daughter Rita live in New York, while their other sons, Ross and Russell, live in Miami.





RON ROTHSTEIN

ASSISTANT COACH



Management

Players

12/13 Review

Records

Playoffs

History

All-Time Roster

NBA/NBADL

Opponents

Media

appearances and eight divisional championships. On June 2, 2011, in Game 2 of the NBA Finals, he reached a personal milestone when he coached in his 2,000th NBA career game.

The 2013-14 season marks Rothstein's 10th as an assistant coach with Miami, but his ties to the HEAT organization are deep-rooted. He became the club's first head coach on July 12, 1988 and guided the HEAT through its start-up and first three seasons, increasing the team's victory total each year. He also served as general manager and head coach of the WNBA's Miami SOL during its three-year history. He then returned to the HEAT following one season as an assistant coach for the Indiana Pacers. Additionally, he stepped in as acting head coach during the 2005-06, 2006-07 and 2007-08 seasons while Pat Riley underwent and recovered from hip replacement surgery and when Riley, in his role of team President, scouted collegiate tournaments.

After his tenure as the HEAT's first head coach, Rothstein spent two seasons with the Detroit Pistons, first as color commentator for radio and television broadcasts and a Western Conference scout, then as the club's head coach for the 1992-93 season. In 1993, Rothstein became an assistant coach with the Cleveland Cavaliers under Mike Fratello, where he spent six seasons before making his return to South Florida to guide the SOL.

Rothstein began his NBA career in 1979 as the Northeastern regional scout for the Atlanta Hawks. In 1982, he moved to a similar position with the New York Knicks before becoming an assistant coach with the Hawks in 1983. After spending three seasons on the Hawks bench, Rothstein joined the Detroit coaching staff as an assistant in the summer of 1986 where he was credited with establishing the defensive mindset and principals that helped the Pistons reach the Eastern Conference Finals in 1987 and the NBA Finals in 1988.

Prior to joining the pro ranks, Rothstein enjoyed a successful coaching career at the college and high school level. He served as an assistant coach at Upsala College in New Jersey from 1974-75 and was selected the Westchester County Coach of the Year in 1979 while at Eastchester High School in New York.

Rothstein was a three-year starter on the University of Rhode Island basketball team and was captain of the 1963-64 squad that finished 19-7 and tied Connecticut for the conference championship. After graduating from URI in 1964, Rothstein earned a master's degree from Hunter College in New York. He was inducted into the University of Rhode Island Athletic Hall of Fame in 1989 and in 2010 he received the Ram Legend award from URI. Additionally, he was inducted into the Miami Sports Hall of Champions in 2005 and the Westchester County (NY) Sports Hall of Fame in 2010.

Rothstein and his wife of 47 years, Olivia, reside in Miami and have two children. Their son David, lives in Miami with his wife, Patty, and their children, Aidan and Ava. Their daughter, Dana, also lives in Miami with her husband, Greg Brenner, and their children, Lucas and Hailey.





DAVID FIZDALE

ASSISTANT COACH/DIRECTOR OF PLAYER DEVELOPMENT



David Fizdale begins his sixth season as an assistant coach for the HEAT after previously serving five seasons as an NBA assistant coach with the Golden State Warriors and Atlanta Hawks. He began his professional career assisting in the HEAT's video room during the 1997-98 season. Among his current responsibilities, Fizdale will be assisting in the areas of player development, scouting, game preparation and other duties assigned by Head Coach Erik Spoelstra. In addition to directing players through individual workout sessions, Fizdale has served as Miami's head coach in the 2010 and 2012 NBA Summer Leagues.

Fizdale returned to Miami prior to the 2008-09 season after spending four seasons (2004-08) as an assistant coach with the Atlanta Hawks where he played an instrumental role in the development of their young players. He helped the Hawks increase their win total in each of his final three seasons and during the 2007-08 season, they earned the franchise's first postseason appearance since 1999. He began his NBA coaching career as an assistant coach with the Golden State Warriors for one season (2003-04).

Directly before joining the Warriors, Fizdale spent five seasons coaching in the college ranks. After concluding his collegiate playing career and spending one year as the HEAT's video intern in 1997-98, he began his coaching career with a four-year stint (1998-2002) as an assistant coach at his alma mater, the University of San Diego. During his final year with the Toreros he was the top assistant for coach Brad Holland. While at USD, he was in charge of scheduling, served as the recruiting coordinator and worked in player development and on-court coaching. After four years at San Diego, he spent one season (2002-03) as an assistant coach at Fresno State University where his responsibilities included player development and serving as the school's recruiting coordinator.

A three-year starter at point guard while playing at the University of San Diego, Fizdale was selected to the All-West Coast Conference team after his senior season in 1996.

Fizdale, a Los Angeles native, earned a bachelor's degree in communications and a minor in sociology from San Diego in 1996. He is single and currently lives in Miami and his son, Kyle Jackson, resides in Los Angeles.





DAN CRAIG

ASSISTANT COACH/PLAYER DEVELOPMENT



Dan Craig begins his 11th year with the HEAT and his first as Assistant Coach/Player Development, after serving last season as Assistant Coach/Video Coordinator. In his current position, he spends countless hours on the court working with individual players in developing their game.

Craig, who served as the head coach of Miami's 2013 Summer League team which competed in both the Orlando and Las Vegas Summer Leagues, originally joined the HEAT as an intern in the video department in 2003 and has continuously worked his way up the organization. He was named Assistant Video Coordinator in 2004 and two years later was promoted to Video Coordinator, a role he served for five seasons before being elevated to Video Coordinator/Player

Development Coach prior to the 2011-12 season.

Prior to joining the HEAT, Craig had a brief stint as a graduate assistant at Bloomsburg University. Throughout the summer months of 2000-04, Craig served as a basketball camp counselor for the Five-Star Basketball Camp, the Boston Celtics Basketball Camp, the Providence College Team Camp, the Merrimack College Basketball Camp, Plymouth State College Basketball Camp, the Raising Expectations Basketball Camp and also directed the Chelmsford Basketball Camp.

Craig is a graduate of Plymouth State University, where he graduated with a degree in marketing. He also played basketball for Plymouth State from 1999-2003 and was named co-captain during his junior and senior seasons. Craig and his wife, Jackie, reside in Coconut Grove.



JUWAN HOWARD

ASSISTANT COACH/PLAYER DEVELOPMENT



After a 19-year playing career, that included a pair of NBA championships and an All-Star appearance, Juwan Howard enters his first season as Assistant Coach/Player Development with the Miami HEAT. His primary responsibilities will be assisting in the area of player development. For Howard, his new position is a natural progression after the savvy veteran helped serve as a mentor both on and off the court for the HEAT the past three seasons and commanded respect throughout the organization.

Howard, who was a member of the HEAT's 2012 and 2013 NBA championship teams, appeared in 1,208 regular season games and 49 postseason contests during his stellar career which included an All-Star appearance with Washington during the 1995-96 season. He averaged 13.4 points, 6.1 rebounds, 2.2 assists and 30.3 minutes and made 900 career starts before concluding his playing career as a member of the HEAT in 2013. In addition to his All-Star appearance, Howard earned All-NBA Third Team honors once (1995-96) and was named to the All-Rookie Second Team during the 1994-95 campaign. The Chicago native also was named the Rookie of the Month for February 1995, was named Player of the Month for April 1996 and received the NBA's Community Assist Award for April 2010.

Howard played three seasons at the University of Michigan before becoming a first-round selection (fifth overall) by the Washington Bullets. He helped lead Michigan to the NCAA Tournament Championship game in both 1992 and 1993. An integral member of the famed "Fab Five", Howard became one of only five players in school history to score at least 1,500 points and grab at least 700 rebounds.

Howard and his wife, Jenine, reside in Miami and have four sons (Juwan Jr., Jace, Jett and Joshua) and two daughters (Sky and Starr).



JAY SABOL

ATHLETIC TRAINER



Jay Sabol begins his sixth season as Athletic Trainer for the HEAT. He has spent the last 23 seasons with Miami, including 13 as Assistant Athletic Trainer. In his current capacity, he oversees the training staff to keep the HEAT healthy during the regular season, postseason and off-season. Sabol has previously served as the team's equipment manager and assistant strength and conditioning coach, and served as a team attendant for his first five years with the organization.

Sabol was born and raised in Miami and graduated from Florida International University in 1992 with a master's degree in exercise physiology. As Assistant Athletic Trainer from 1992-95, Sabol covered basketball and soccer for FIU before joining the HEAT full-time in 1995. He is certified by the National Athletic Trainers Association, National Strength and Conditioning Association, National Academy of Sports Medicine and licensed by the State of Florida Department of Health.

Sabol and his wife, Michelle, enjoy fishing and boating in their free time.



BILL FORAN

ASSISTANT COACH/STRENGTH & CONDITIONING



Bill Foran has been the HEAT's strength and conditioning coach since its inception as he begins his 26th season with the organization and his 16th in the position of Assistant Coach/Strength & Conditioning. He is charged with improving the proper health, strength and overall conditioning of the HEAT players. To achieve these goals, Foran supervises a combination of strength training, plyometrics, conditioning, stretching and nutrition to ensure the players' maximum results on the court.

Foran originally joined the HEAT as a strength and conditioning consultant during the 1988-89 season before becoming a full-time staff member as the team's strength and conditioning coach. Prior to coming to the HEAT, Foran spent four years as the head strength and conditioning coach for the University of Miami. There, Foran helped keep UM's football players in shape for the championship years of 1987 and 1989. Prior to his tenure at UM, he spent four years in a similar capacity at Washington State University.

A graduate of Central Michigan University, he earned a dual degree in physical education and health education in 1977 and his master's degree in exercise physiology from Michigan State University in 1981. Foran is the former president and co-founder of the National Basketball Conditioning Coaches Association (NBCCA) and a published author. He is the main author, along with nine other NBA strength and conditioning coaches, of three published books titled "*Condition the NBA Way*", "*NBA Power Conditioning*" and "*Complete Conditioning for Basketball*". Foran was also the sole editor of "*High Performance Sports Conditioning*."

Additionally, Foran was named as the 2009 Co-NBA Strength Coach of the Year, sharing the title with Dwight Daub of the Oklahoma City Thunder. The award, in its inaugural year, was voted on by the strength and conditioning coaches of the NBA.

Foran and his wife, Karen, reside in Pembroke Pines and their children, Eric and Kaylee are both graduates of the University of Florida.





ANDY ELISBURG

SENIOR VICE PRESIDENT,
BASKETBALL OPERATIONS/GENERAL MANAGER



Elisburg begins his first season as Senior Vice President, Basketball Operations/General Manager where he continues to assist CEO Nick Arison and President Pat Riley in the management of all aspects of the HEAT's basketball organization including salary cap administration, talent acquisition, league compliance and the day-to-day business of basketball operations.

He is a HEAT original, joining the franchise in its inaugural 1988 season. For the past 18 years, Elisburg has been working in basketball operations, including the previous five as Senior Vice President, Basketball Operations/Assistant General Manager, and has played an integral role in salary cap planning and basketball operations management, while overseeing the day-to-day operations at American Airlines Arena.

With the challenges and the complexities in dealing with the league salary cap and luxury tax, Elisburg's knowledge and experience continues to be called upon to build on the team's unprecedented success. The results of that success include three NBA Championships, four Eastern Conference Championships, 15 postseason berths in the last 18 years (including a franchise-record six consecutive playoff appearances from 1996-2001), 10 Division Championships and tied for the fourth most wins (826) in the NBA (the most in the Eastern Conference) from 1995-2013.

During the off-season, Elisburg assists Riley in maneuvering through the framework of the salary cap and the luxury tax to transform the roster, ensuring the HEAT maintains its status as one of the league's top teams. In one of the most anticipated off-seasons in NBA history, he played an integral role in the HEAT's successful summer of 2010. His knowledge and expertise of the salary cap proved invaluable as he helped the HEAT acquire perennial All-Stars LeBron James and Chris Bosh, as well as round out the roster with several key veteran free agent signings to bolster the team's depth.

Elisburg began the team's inaugural campaign as an intern in the public relations department before becoming a public relations assistant at the end of the season. He has served in many different capacities, including Assistant Director of Public Relations; Director of Team Services and Information; Director of Team Operations; Vice President, Basketball Operations, Senior Vice President, Basketball Operations and Senior Vice President, Basketball Operations/Assistant General Manager.

A native of Potomac, MD, Elisburg served an internship with the Washington Bullets in the summer of 1988 before coming to the HEAT. He holds a degree in sports administration from St. Thomas University and was honored by his alma mater in June of 2004 with their first Leader for Life Award which goes to recognize an alumna/alumnus that has made a significant contribution to their chosen profession. Elisburg is single and lives in Miami.



TIM DONOVAN

VICE PRESIDENT, SPORTS MEDIA RELATIONS



Entering his 14th year as Vice President, Sports Media Relations, Tim Donovan has seen his responsibilities expand each year and is charged with overseeing all aspects of the HEAT's Sports Media Relations efforts. He also works closely with the marketing, social media, broadcasting and community affairs departments to help the organization create initiatives that maximize the team's position as one of the most fan-friendly in the South Florida community. In addition, Donovan will continue to travel to all games with the HEAT as the primary media liaison as well as coordinating all media interviews for the massive amounts of media requests made each year.

Donovan originally joined the HEAT as Assistant Director of Public Relations in 1995 after spending more than seven years with the New York Knicks. In January of 1997 he was elevated to Director of Sports Media Relations, a position he held for three and a half years before being promoted to his current position.

Donovan got his start in sports media relations in 1987, as an intern with the Knicks. He received a full-time position during New York's 1989 postseason and was named Public Relations Assistant in October of that year. By May of 1991, Donovan was Manager of Media Relations, serving as the chief liaison between the team and the New York area media.

A graduate of Rutgers University, Donovan lettered for four years on the Scarlet Knights' lacrosse team and helped lead the team to a number six national ranking as a senior.

Management

Players

12/13 Review

Records

Playoffs

History

All-Time Roster

NBA/NBADL

Opponents

Media



CHET KAMMERER

VICE PRESIDENT, PLAYER PERSONNEL



After garnering more than 30 years of experience as a coach at many levels and developing an incredible eye for talent, Chet Kammerer begins his 17th year with the HEAT and his 10th in the role of Vice President, Player Personnel. Kammerer excelled in a number of roles for the HEAT before being promoted to his current position in September of 2004. After joining the organization as a scout in 1997, he has been promoted to Director of Scouting prior to the 1998-99 season, appointed Director of College Scouting before the 1999-00 season and then spent four seasons (2000-04) as the team's Director of Player Personnel.

Prior to joining the HEAT, Kammerer was an assistant coach for the Los Angeles Lakers from 1992-94. Following his time with the Lakers, he served as head coach of the Division I Professional Basketball Team of Braunschweig, Germany. Kammerer also served as a head coach for 27 years on the collegiate level and compiled a remarkable 542-256 (.679) overall record. He coached for 10 years at Grace (Ind.) College and then for 17 seasons at Westmont College where his teams compiled a sterling 359-156 record (.697). In his honor, Westmont College dedicated the newly renovated court at Murchison Gym as 'Kammerer Court' in a ceremony on December 13, 2008. On March 13, 2000, Kammerer was inducted into the NAIA Hall of Fame for his coaching achievements at the collegiate level.

Kammerer lives in Redondo Beach, CA. He and his wife, Sherill, have three grown children, Chad (the HEAT's current Director of Scouting/Advance Scout), Shanda and Shariss and eight grandchildren, Maverick, Mason, Charlise, Cord, Ryder, Stetson, Natasha and Chase.



ALONZO MOURNING

VICE PRESIDENT, PLAYER PROGRAMS



Alonzo Mourning enters his fifth season as Vice President, Player Programs. In his role, Mourning is responsible to ensure the personal and professional development of HEAT players, while providing direct support and one-on-one mentoring. In addition, he represents the HEAT in various community and business endeavors.

After an NBA playing career that spanned 15 seasons and saw him capture an NBA championship with the HEAT in 2006, seven All-Star berths and twice being named the NBA Defensive Player of the Year, Mourning now serves the HEAT organization in his current role. Mourning, who had his number 33 retired by the HEAT in a ceremony on March 30, 2009, is Miami's all-time leader in offensive rebounds (1,505) and blocked shots (1,625). Additionally, he ranks second in points scored (9,459), field goal percentage (.537), free throws made (2,558) and attempted (3,896), defensive (3,302) and total (4,807) rebounds, double-doubles (205) and double-figure scoring efforts (442) and third in minutes played (17,700), starts (458), field goals made (3,445) and attempted (6,415) and games played (593). Mourning is also Miami's all-time postseason leader in blocked shots (171) while ranking third in points (989), field goals made (346), free throws made (294) and attempted (483), games played (82) and offensive rebounds (137) and is tied for third in double-figure scoring efforts (46).

For his career, Mourning, who also captured a gold medal with the United States Senior National team at the 2000 Olympics, appeared in 838 games with the HEAT, Charlotte Hornets and New Jersey Nets and averaged 17.1 points, 8.5 rebounds, 2.81 blocked shots, 1.1 assists and 31.0 minutes while shooting 52.7 percent from the floor. He finished his professional career with 14,311 points, 7,137 rebounds and 2,356 blocks (11th all-time in NBA history).

A perennial All-Star on the court, Mourning also works tirelessly for the children of South Florida through his charity, Mourning Family Foundation, to educate and create the opportunity for youth to excel. He and his wife, Tracy, have three children, Alonzo III ("Trey"), Myka Sydney and Alijah Harden.



KEITH ASKINS

DIRECTOR OF COLLEGE & PRO SCOUTING

Keith Askins begins his 24th year as a member of the HEAT organization and his first in the role as Director of College & Pro Scouting. In his new role he will work with Vice President, Player Personnel Chet Kammerer and Assistant General Manager Adam Simon overseeing all aspects of the HEAT's scouting department.

After a productive nine-year playing career, one spent entirely with Miami, Askins joined the HEAT coaching staff under Pat Riley as a volunteer assistant halfway through the 1999-00 season. The following season he was promoted to full-time status and served as an Assistant Coach/Advance Scout for the HEAT for two seasons (2000-02) before moving to the bench full-time beginning with the 2002-03 season. During his 14 years on the HEAT coaching staff, Askins worked extensively with the HEAT's forwards and his primary duties included the development of Miami's players both during the season and in the off-season.

Askins still ranks among Miami's all-time leaders in games played (fourth), three-point field goals made (ninth), three-point field goals attempted (ninth), offensive rebounds (11th), total rebounds (14th), blocked shots (14th), steals (14th), defensive rebounds (15th) and minutes (16th). He also owns the 14th best single-season three-point field goal percentage mark in franchise history, connecting on a career-high 41.8 percent of his attempts during the 1995-96 campaign. Known for his aggressive play and long range shooting, Askins served as a captain for the HEAT for four consecutive seasons from 1995-99 and captured the team's Leadership Award in both the 1994-95 and 1995-96 seasons.

Askins is also a former participant in the HEAT's TeamUp program, which prompted kids to become involved in community service, and was one of the team's most active community spokespersons during his career. In his free time, he enjoys golf, cigars, dominoes, backcountry fishing and growing orchids.

A graduate of the University of Alabama, Askins and his wife, Paulina, have twin boys, Franco and Vicente, and reside in Miami Lakes.



CHAD KAMMERER

DIRECTOR OF NBA SCOUTING/ADVANCE SCOUT

Chad Kammerer begins his 13th year with the Miami HEAT organization and his first as Director of NBA Scouting/Advance Scout. Among the responsibilities in his newly expanded role will be providing scouting reports and player evaluations to assist the HEAT coaching staff in their game preparations.

Prior to being promoted to his current role in September 2013, he had spent five seasons as an assistant coach on Erik Spoelstra's staff from 2008-13, assisting in the areas of game planning, scouting and player development. He has also served as an assistant coach for the HEAT's summer league team for six years.

Kammerer originally joined the organization on a part-time basis during the 2001-02 season and then spent six years as the HEAT's full-time advance scout, from 2002-08 before moving to the bench.

Prior to joining the HEAT, Kammerer served as an assistant coach at Valparaiso University, the University of California at Los Angeles (UCLA), Concordia University (CA) and the University of Mississippi.

Kammerer, the son of HEAT Vice President, Player Personnel Chet Kammerer, was born in Indiana and raised in California. He graduated from Westmont College in 1990 and later went on to earn his master's degree at the University of Mississippi in 1993.

He and his wife, Nichole, reside in Michigan with their two children, Natasha and Chase.



BASKETBALL OPERATIONS



**Eric
Amsler**

Scouting & Player
Personnel Coordinator



**Vinny
Aquilino**

Neuromuscular
Therapist




**Jeff
Ballen**

Basketball Operations
Assistant



**Corey
Belser**

Video Intern



**David
Beyer**

Basketball Staff
Coordinator



**Bob
Chaikin**

Basketball Analyst



**Randy
Embry**

Scout



**Darren
Feeney**

Sports Media
Relations Intern



**Rich
Fernando**

Executive Assistant
to the Coaches



**Jack
Fitzgerald**

Scout



**Eric
Glass**

Video Coordinator



**Tim
Hardaway**

Scout/Community
& Corporate Liaison



**Brian
Hecker**

Director of Basketball
Information
Technology/Scout



**David
Holcombe**

Senior Director of
Team Security



**Rey
Jaffet**

Assistant Athletic
Trainer & Director
of Rehabilitation

BASKETBALL OPERATIONS



Management

Players

12/13 Review

Records

Playoffs

History

All-Time Roster

NBA/NBADL

Opponents

Media



Michael Lissack

Assistant Director of Sports Media Relations



Nick Maiorana

Sports Media Relations Manager



Mike Mancias

Assistant Trainer



Ed Maul

Scout



Kenny McCraney

Director of Team Services



Karen Merrill

Executive Assistant to the President



Yvette Morrell

Executive Assistant, Basketball Operations



Andrew Perez

Basketball Operations Intern



Rob Pimental

Head Equipment Manager/
Travel Coordinator



Adam Simon

Assistant General Manager/
General Manager Sioux Falls Skyforce



Steve Stowe

Executive Director, Miami HEAT Charitable Fund



Rob Wilson

Director of Sports Media Relations



BUSINESS OPERATIONS EXECUTIVES



Garrick Amos
V.P., STSR &
Assistant General
Manager



Brian Babin
V.P./Assistant General
Manager, American Airlines
Arena



Mark Brown
V.P., Sales and
Premium Service



Tony Coba
Senior V.P./Chief
Information Officer



Jeff Craney
V.P., Marketing Division



Jarred Diamond
V.P., Programming



Sonia Harty
V.P., Human Resources



Raquel Libman
Executive V.P./General
Counsel



Jennifer Mallery
V.P., Ticket Operations
& Strategic Planning



Chris Maragno
V.P., Corporate Partnerships



Michael McCullough
Executive V.P./Chief
Marketing Officer



Andy Montero
V.P., Retail Business
& Development

BUSINESS OPERATIONS EXECUTIVES



Management

Players

12/13 Review

Records

Playoffs

History

All-Time Roster

NBA/NBADL

Opponents

Media



Jeff Morris
V.P., Finance



Sammy Schulman
Executive V.P./
Chief Financial Officer



Jim Spencer
V.P. Operations/Assistant
General Manager,
AmericanAirlines Arena



Kim Stone
Executive V.P./
General Manager,
AmericanAirlines Arena



John Vidalin
Executive V.P./
Chief Revenue Officer



Mike Walker
Executive V.P.,
HEAT Group Enterprises



Eve Wright
V.P., Associate
General Counsel

HEAT GROUP STAFF



Eddie Abad

Retail Operations
Senior Manager



Jorge Arronte

Arena Broadcast
Services Manager



Ana Aviles

Premium
Partnerships Senior
Account Manager



Michael Baïamonte

Public Address
Announcer



Ted Ballard

Executive Director of
Broadcasting



Alan Belt

Desktop Support
Manager



Leon Bichachi

Community Affairs
Senior Program
Manager



Carl Bohannon

Security Officer



Jared Borlack

Ticket Sales Account
Manager



Cedric Brown

Interactive Marketing
& New Media
Coordinator



Kasin Burgos

Operations
Supervisor



Javier Caballero

Broadcast & Digital
Signage Manager



Bryanna Campbell

Corporate
Partnerships
Coordinator



Hunter Carrier

Ticket Sales Account
Manager



John Cervera

Human Resources
Recruiter



Danielle Chabot

Senior Event Manager



Marilyn Charles

Shipping & Receiving
Coordinator



Marcus Cheng

Research & Database
Marketing Services
Manager



Frantz Chery

Season Ticket
Services & Retention
Representative



Joanna Clutter

Corporate
Partnerships Senior
Account Manager



Tequicha Coles

Director of Guest
Services & Event
Staffing



Jackie Collazo

Premium
Partnerships
Coordinator



Natalia Collazo

Ticket Sales
Coordinator



John Crotty

TV Studio Analyst/
Radio Analyst



James Dawkins

Media Productions
Videoographer
Coordinator



Brentan Debysingh

Business Communications
Manager/Broadcast
Liaison



Christian Delong

Retail Internet
Coordinator



Kathy DeLorenzo

Season Ticket Services &
Retention Senior Account
Service Manager



Meg Denholm

Ticket Sales
Administration
Manager



Gabrielle Depeine

Finance Staff
Accountant



**Lorrie-Ann
Diaz**

Director of Marketing
Communications



**Carmen
Diaz Lorenzo**

Information
Technology
Programmer/Analyst



**Drew
Dorben**

Network
Infrastructure
Administrator



**Kevin
Duplaga**

Ticket Sales Manager



**Eloy
Duque**

Engineer/HVAC



**Brad
Duval**

Arena Broadcast
Services Manager



**Michael
Dykes**

Operations Helper



**Santiago
Echavarria**

Marketing Assistant



**Gregory
Eisenberg**

Ticket Service
Coordinator



**Perry
Eisenberg**

Ticket Service
Coordinator



**Pablo
Estevez**

Information
Technology
Programmer/Analyst



**Mauricio
Estrada**

Media Productions
Videographer
Coordinator



**Michael
Farmer**

Director of Internet
Services



**Darin
Fauver**

Director of Arena
Video Production



**Emerson
Figueroa**

Director of
Operations & Facility
Services



**Ed
Filomia**

Senior Director of
Arena Broadcast
Services



**Tony
Fiorentino**

Television Analyst



**Tariq
Fleming**

Season Ticket
Services & Retention
Representative



**Yasmina
Fonseca**

Retail Operations
Manager



**Lya
Franco**

Assistant Controller



**Thomas
Fraser**

Corporate
Partnerships Account
Manager



**Stephanie
Gabriel**

Human Resources
Assistant



**Alvic
Galindo**

Mail Room Clerk



**Denis
Galindo**

Pest Control Operator



**Staci
Golden**

Season Ticket
Services & Retention
Representative



**Alex
Gonzalez**

Valet Parking
Supervisor




**Josh
Goshin**

Game Presentation
& Events Manager



**Shondell
Graham**

Security Manager



**Marcie
Gray**

Parking Operations
Administrative
Assistant



**Daniel
Green**

Premium Sales
Account Manager

HEAT GROUP STAFF



Alan Greene
VIP Parking
Supervisor



Susan Greenwood
Executive Assistant,
Legal



Carla Grisoni
Director of Event
Services



Keith Haeberle
Director of Media
Production



Philip Hall
Premium
Partnerships Account
Manager



Nicole Harris
Accounts Payable
Supervisor



Basit Hasan
Arena Group Sales
Manager



Mark Hasselbach
Ticket Operations
Coordinator



Andrew Hedgman
Security Officer



David Helfman
Corporate
Partnerships Senior
Account Manager



Irene Herrera
Internet Services
Coordinator



Bob Hewitt
Director of Television
Game Broadcast



Clint Horvath
Digital Signage
Senior Producer



Sean Houston
Corporate
Partnerships Account
Manager



Bob Hundevadt
Director of Security



Rosana Iglesias
Shipping & Receiving
Senior Manager



Megan Inglis
Marketing Coordinator



Mike Inglis
Radio Play-by-Play
Announcer



Jason Jackson
TV Host/Courtside
Reporter



Max Jacomino
Human Resources
Benefits Assistant



Aneisha Johnson
Season Ticket Services &
Retention Senior Account
Service Manager



Kenny Jones
Director of Season
Ticket Services &
Retention



Megan Kaye
Season Ticket Services
& Retention Account
Service Manager



Augusto King
Security Officer



Alexandra Knodel
Market Research
Database Coordinator



Jake Kopczyk
Season Ticket
Services & Retention
Coordinator



Merdie Lane
Event Staffing
Manager



Charles Lee
Operations Helper



Jonathan Lee
Ticket Operations
Manager



Ralph Leon
Director of
Community Affairs



Chad Lesny
Facilities Coordinator



Max Lorber
Marketing
Partnerships
Activation Specialist



Al Lucia
Corporate
Partnerships Account
Manager



Christine Machado Rizzo
Human Resources
Manager



Kristi Mahan
Ticket Operations
Coordinator



Victor Maldonado
Food & Beverage
Maintenance
Mechanic



Jose Martin
Senior
Telecommunications
Systems Engineer



Pablo McAnderson
Engineering
Maintenance
Mechanic



Stacey McCoy
Guest Services
Manager



Osvaldo Mena
Engineer/Electrician



Rhuben Mitchell
Security Officer



Dan Monahan
Corporate Partnerships
Administration
Manager



Couper Moorhead
Internet Services
Manager



Raquel Motola
Executive Assistant,
Business Executive
Office



Natasha Muniz
Retail
Merchandiser



Marcela Navarro
Corporate
Partnerships Account
Manager



Rodrick Oliver
Operations
Helper



Darius Orjuna
Operations Helper



Charlie Otterbeck
Ticket Sales
Account Manager



José Pañeda
Spanish Radio Announcer/
Senior Advisor, Hispanic
Broadcasting & Marketing



Rose Pearson
Payroll Services
Manager



Franklin Peña
Maintenance Engineer



Anthony Perez
Corporate
Partnerships Account
Manager



Daniel Perez
Information
Technology
Programmer/Analyst



Mark Perez
Maintenance
Engineer



Charlie Peterson
Operations Foreman



Stephen Pettlon
Ticket Sales Account
Manager



Natasha Philemon
Premium
Partnerships Senior
Account Manager



William Probus
Creative Services
Manager



Billy Quinones
Engineer/Electrician

HEAT GROUP STAFF



Wilthem Quinones
Engineer/Electrician



John Ragobar
Parking Operations
Maintenance
Supervisor



Alex Ramirez
Director of Parking
Operations



Adam Ramos
Ticket Sales
Account Manager



Manny Ramos
Engineering &
Operations Manager



Eric Reid
Television
Play-by-Play
Announcer



Mariela Reyes
Ticket Operations
Manager



Kenneth Richardson
Operations Foreman



Moorelly Rios
Retail Operations
Assistant Manager



Christopher Rivera
Media Production
Manager



Elizabeth Roca
Director of Arena
Marketing



Sandy Rodriguez
Administrative
Services Lead
Receptionist



Alex Rojas
Director of Advanced
Network Systems
Infrastructure



Vernal Rolle
Engineering Painter



Marlene Roman
Director of Database
Systems Design &
Administration



Lauren Rothman
Corporate
Partnerships Senior
Account Manager



Corinna Rouco
Corporate Partnerships
Senior Account Sales
Manager



Ashley Ruchty
Premium
Partnerships
Account Manager



Jean Saintilien
Security Officer



Augusto Salazar
Engineering
Maintenance
Mechanic



Carlos Santa Cruz III
Season Ticket Services
& Retention Account
Service Manager



Donnie Schmid
Internet Services
Specialist



Sara Sciambi
Corporate
Partnerships Account
Manager



Paul Simon
Director of Market
Research



Jimmy Smart
Operations Foreman



Jorge Solis
Arena Digital
Marketing
Coordinator



Miguel Soto
Network
Infrastructure
Administrator



A.J. Speaks
Television Game
Broadcast Producer



Evens St. Preux
Security Officer



Clara Stroude Vazquez
Marketing Manager



Jennifer Strum

Director of Business Development



Yi Tao

Internet Services Translation Coordinator



Kristin Territo

Director of Digital Signage



Lance Thomas

Operations Helper



Petronia Thomas

Security Senior Shift Supervisor



Sherrella Thompson

Administrative Services Assistant



Zach Thorne

Season Ticket Services & Retention Representative



Jennifer Tobias

Director of Creative Services



Timothy Torrence

Market Research Data Research



Erick Torres

Community Affairs Program Manager



Rolando Travieso

Director of Merchandising & Retail Operations



Christi Tufts

Finance Assistance Controller



Crystal Vasquez

Security/Event Services Administrative Assistant



Rocio Vasquez

Executive Assistant, Arena and Season Ticket Services & Retention



Jackie Ventura

Operations and Sustainability Coordinator




David Vickery

Director of Arena Broadcast Services



Lauren Whitaker

Event Manager



Sam Wilcox

Corporate Partnerships Coordinator



Lynelle Williams

Ticket Sales Senior Account Manager



Herbert Wilson, Jr.

Engineer/HVAC



Sybil Wilson

Senior Director of Administrative Services



Benard Worrell

Television Game Broadcast Associate Director

HEAT GAME NIGHT STAFF



Jim Cox
Stats Crew Chief



Peter Abraham
Official Scorer



Michael Barzyk
Stats Crew



Adam Beighley
Stats Crew



Jamie Carrig
Stats Crew



Ken Colebrooke
Stats Crew



Gary Cunningham
Stats Technical Coordinator



Alysia Dyer
Stats Crew



Sherry Furnari
Stats Crew



Scott Greenberg
Stats Crew/
Runners Chief



Steve Lebow
HEAT TV Stats



Mark Pray
Press Attendant



Jeff Skinner
Stats Crew



Randy Webb
HEAT Radio Stats



PLAYERS



34

GUARD

RAY ALLEN



CAREER TRANSACTIONS:

Selected in the first round of the 1996 NBA Draft (fifth overall) by the Minnesota Timberwolves...draft rights were traded along with a future first-round draft choice to the Milwaukee Bucks in exchange for the draft rights to Stephon Marbury on June 26, 1996...signed with the Bucks on June 27, 1996...signed a contract extension with the Bucks on Feb. 10, 1999...traded by the Bucks along with Ronald Murray, Kevin Ollie and a conditional 2003 first-round draft choice to the Seattle SuperSonics for Desmond Mason and Gary Payton on Feb. 20, 2003...traded by Seattle along with the draft rights to Glen Davis to the Boston Celtics for Wally Szczerbiak, Delonte West and the draft rights to Jeff Green on June 28, 2007...signed by the HEAT as a free agent on July 11, 2012.

PROFESSIONAL CAREER:

Has appeared in 1,227 games during his 17-year NBA career and has made 1,140 starts...has averaged 19.4 points, 4.1 rebounds, 3.4 assists, 1.14 steals and 36.2 minutes while shooting 45.2 percent from the floor, 40.1 percent from three-point range and 89.4 percent from the foul line...has missed a total of 120 games in his career with 108 games due to injury or illness, five as a DNP-CD, four while serving a league mandated suspension, one as a healthy scratch on the inactive list, one for personal reasons and one game while waiting for a trade to be approved by the NBA...is a 10-time NBA All-Star...earned All-NBA Second Team and All-NBA Third Team honors once each...was an All-Rookie Second Team selection...is a seven-time NBA Player of the Week...is the NBA's all-time leader in three-point field goals made and attempted and also ranks among the NBA all-time leaders in free throw percentage (5th), minutes played (14th), points (21st), field goal attempts (22nd), games played (24th), field goals made (27th) and three-point field goal percentage (33rd)...has scored in double figures on 1,098 occasions, including 582 games with at least 20 points, 130 games with 30-or-more points, 13 games of at least 40 points and one 50-point performance...his longest stretch of consecutive games scoring in double figures is 126 games (Jan. 20, 2006-Jan. 2, 2008)...his longest stretch of consecutive 20-point efforts is 10 (Jan. 30-Feb. 23, 2007 and Apr. 12-Nov. 16, 2004)...his longest stretch of consecutive 30-point games is three (Apr. 4-9, 2006 and Oct. 30-Nov. 3, 2001)...has grabbed double-figure rebounds on 29 occasions and handed out double-figure assists 14 times...has recorded 38 double-doubles and three triple-doubles...has led the NBA in three-point field goals made in a season a league-record three times...has 812 multi-trey games...his longest streak of consecutive games with at least one three-point field goal made is 47 (Jan. 6-Dec. 5, 2007)...his longest stretch of consecutive games played is 400 (Nov. 1, 1996-Dec. 20, 2001) and his longest stretch of consecutive starts is 655 (Dec. 7, 2002-Apr. 4, 2012)...has shot at least 82 percent from the foul line in each of his 17 seasons and has topped 90 percent nine seasons including six of the last eight and eight of the last 11...has recorded 373 multi-steal games and 22 multi-block games...has appeared in 151 postseason games (120 starts) and has averaged 17.0 points, 3.8 rebounds, 2.8 assists, 0.99 steals and 36.7 minutes while shooting 44.5 percent from the floor, 40.3 percent from three-point range and 88.1 percent from the foul line...is the NBA's all-time postseason leader in three-point field goals made and ranks second all-time in three-point attempts...has scored in double figures in 115 postseason contests, including 59 games with at least 20 points, 11 games with 30-or-more points, three games of at least 40 points and one 50-point effort...has grabbed double-figure rebounds three times in

RAY ALLEN

34

GUARD



Height:
6'5"
Weight:
205
Years Pro:
17
Birthdate:
7/20/75
(Castle AFB, Merced, CA)
High School:
Hillcrest (Dalzell, SC)
College:
Connecticut

postseason play and has handed out double-figure assists once...has four postseason double-doubles...came off the bench in all 10 of the NBA All-Star Games in which he has appeared and has averaged 14.5 points, 2.6 rebounds, 2.2 assists, 1.10 steals and 20.1 minutes.

2012-13 SEASON:

Came off the bench in all 79 games in which he appeared for the HEAT and averaged 10.9 points (.449 FG%, .886 FT%), 2.7 rebounds, 1.7 assists and 25.8 minutes...missed three games due to injury/illness...sat out Miami's Dec. 26 clash at Charlotte with right shoulder pain, missed the Feb. 8 game vs. the Clippers due to a cold and sat out the Apr. 5 game at Charlotte due to a sprained right ankle...led the HEAT in free throw percentage and both three-point field goals made and attempted...ranked second on the team in games played and three-point field goal percentage...scored in double figures 49 times, including seven 20-point games...the seven 20-point efforts off the bench tied for the third highest single-season total in franchise history...had the two longest consecutive free throws made streaks for the HEAT in 2012-13 (29 from Nov. 29-Jan. 10 and 25 from Mar. 12-Apr. 10)...converted 37 of 38 technical free throws on the season, including each of the final 35 attempts which was the longest streak of consecutive technical free throws made since Allen hit 42 straight from Jan. 31, 2010-Nov. 21, 2010...hit at least one three-point field goal in a season-high 17 consecutive games from Feb. 12-Mar. 17...recorded his lone four-point play of the season with 0:06.7 remaining against Denver on Nov. 3 to rally Miami from one point down to a three-point victory in just his second home game as a member of the HEAT, finishing with a season-high 23 points...scored his 23,000th career point vs. Phoenix on Nov. 5...grabbed his 5,000th career rebound vs. Sacramento on Feb. 26...appeared in his 1,200th career game vs. Cleveland on Feb. 24...**Season Highs:** 23 points (twice), seven rebounds (twice), six assists (twice), five steals (twice), two blocks (twice) and 41:12 minutes (vs. Sacramento, Feb. 26).

2011-12 SEASON:

Appeared in 46 games (42 starts) for the Boston Celtics and averaged 14.2 points (.458 FG%, .915 FT%), 3.1 rebounds, 2.4 assists, 1.07 steals and 34.0 minutes...missed a total of 20 games due to injury...sat out 15 games with a sore right ankle (six from Mar. 23-Apr. 1 and the final nine games from Apr. 11-26), three games due to a left ankle injury (Jan. 23-27) and two games with flu-like symptoms (Jan. 4 and Mar. 2)...shot a

Management

Players

12/13 Review

Records

Playoffs

History

All-Time Roster

NBA/NBADL

Opponents

Media

RAY ALLEN

34

career high and franchise single-season record 45.3 percent from three-point range and finished fourth in the NBA in three-point accuracy...led the C's in three-point field goals made, three-point field goal percentage and free throw percentage...topped the Celtics in scoring on 12 occasions...had 34 double-digit scoring efforts and hit the 20-point mark 11 times...recorded his 4,000th career assist vs. Oklahoma City on Jan. 16...**Season Highs:** 28 points (at Miami, Dec. 27), eight assists (at Cleveland, Jan. 31), seven rebounds (vs. San Antonio, Apr. 4), four steals (three times), two blocks (vs. Detroit, Feb. 15) and 44:58 minutes (vs. New York, Mar. 4).

2010-11 SEASON:

Started all 80 games in which he appeared for the Celtics and averaged 16.5 points (.491 FG%, .881 FT%), 3.4 rebounds, 2.7 assists and 36.1 minutes...did not miss any games due to injury...was a DNP-CD once (Apr. 11)...and a healthy scratch on the inactive list once (Apr. 13)...was selected as an Eastern Conference reserve for the All-Star Game marking his 10th All-Star appearance...became the NBA's all-time leader in three-point field goals made, eclipsing Reggie Miller, on Feb. 10 vs. the Lakers...set a single-season career high in field goal percentage...ranked among the NBA leaders in three-point field goal percentage (2nd), free throw percentage (9th), minutes per game (24th) and scoring average (36th)...led Boston in minutes, three-point field goals made and attempted, three-point field goal percentage and free throw percentage...topped the Celtics in scoring 24 times and in minutes 28 times...scored in double figures 71 times, including 22 of 20-or-more points and a pair of 30-point efforts...eclipsed Gary Payton for 25th place on the NBA's all-time scoring list on Feb. 4 vs. Dallas...**Season Highs:** 35 points (at Miami, Nov. 11), eight rebounds (at Toronto, Nov. 21), eight assists (vs. Toronto, Nov. 26), four steals (vs. Atlanta, Dec. 16), two blocks (vs. Dallas, Feb. 4) and 44:13 minutes (at New Orleans, Mar. 19).

2009-10 SEASON:

Started all 80 games in which he appeared for the Celtics and averaged 16.3 points (.477 FG%, .913 FT%), 3.2 rebounds, 2.6 assists and 35.2 minutes...missed one game (Feb. 10) due to back spasms and missed another as a DNP-CD (Apr. 14)...was the NBA's Atlantic Division Sportsmanship Award recipient...ranked among the NBA leaders in free throw percentage (3rd) and minutes (40th)...led the team in points, field goals made and attempted, three-pointers made and attempted and free throw percentage...topped the Celtics in scoring 23 times...scored in double figures 69 times, including 25 with at least 20 points and one 30-point effort...scored his 20,000th career point on a three-pointer vs. Washington on Dec. 10...played his 1,000th career game on Mar. 3 vs. Charlotte...became the second player in NBA history to attempt 6,000 career three-pointers on Feb. 1 vs. Washington...**Season Highs:** 33 points (vs. Cleveland, Apr. 4), seven rebounds (five times), six assists (twice), four steals (vs. Miami, Jan. 6), two blocks (four times) and 44:10 minutes (at Golden State, Dec. 28).

2008-09 SEASON:

Started all 79 games in which he appeared for Boston and averaged 18.2 points (.480 FG%, .952 FT%), 3.5 rebounds, 2.8 assists and 36.4 minutes...missed one game due to a right elbow strain (Mar. 18), one due to an NBA suspension (Apr. 14) and was a DNP-CD in the season finale (Apr. 15)...was selected as a reserve for the Eastern Conference All-Star team...was the NBA's

Atlantic Division Sportsmanship Award recipient...set a single-season career high and Celtics single-season franchise record for free throw percentage...ranked among the NBA leaders in free throw percentage (2nd), three-point field goal percentage (26th), scoring (30th) and minutes (33rd)...led the Celtics in three-pointers made and attempted and free throw percentage...topped the team in scoring 23 times...scored in double figures 72 times, including 33 with 20-or-more points and six 30-point efforts...set the Celtics franchise record for most consecutive free throws made with 72 (Dec. 28-Feb. 22), breaking Larry Bird's record of 71...played his 900th career game at Houston on Jan. 7...grabbed his 4,000th career rebound at New York on Dec. 21...logged his 35,000th career minute vs. New Jersey on Apr. 8...**Season Highs:** 36 points (at Toronto, Jan. 11), nine rebounds (twice), seven assists (vs. Dallas, Jan. 25), three steals (three times), one block (13 times) and 48:35 minutes (vs. Charlotte, Jan. 6).

2007-08 SEASON:

Started all 73 games in which he appeared for the Boston Celtics and averaged 17.4 points (.445 FG%, .907 FT%), 3.7 rebounds, 3.1 assists and 35.9 minutes...missed a total of seven games due to injury...missed two games (Dec. 14-16) with a sore right ankle, one (Jan. 9) with a pinched nerve in his neck, one (Jan. 29) due to the flu and three (Mar. 15-18) with a jammed left ankle...was a DNP-CD twice (Apr. 5 and Apr. 14)...was named to the All-Star Game as a replacement for Caron Butler and scored a game-high 28 points in 19 minutes off the bench while shooting 5-of-9 from three-point territory...ranked fourth in the NBA in free throw percentage...led the Celtics in three-point field goals made and attempted, three-point field goal percentage and free throw percentage...topped the team in scoring 17 times and in minutes 29 times...scored in double figures 67 times, including 25 with at least 20 points and three 30-point games...when he was held to two points on Jan. 4 vs. Memphis it snapped his streak of consecutive double-figure scoring games at a career-high 126 games...grabbed double-figure rebounds once and posted one double-double...made his 2,000th career three-pointer vs. Portland on Jan. 16...**Season Highs:** 35 points (vs. Portland, Jan. 16), 10 rebounds (at New Jersey, Nov. 10), eight assists (vs. Phoenix, Mar. 26), four steals (three times), one block (16 times) and 49:10 minutes (at Toronto, Nov. 4).

2006-07 SEASON:

Started each of the 55 games in which he appeared for the Sonics and averaged 26.4 points (.438 FG%, .903 FT%), 4.5 rebounds, 4.1 assists, 1.49 steals and 40.3 minutes...missed 26 games due to injury (nine games with a talus bone contusion in his right foot from Dec. 5-20 and the final 17 games of the season from Mar. 21-Apr. 18 with bone spurs in his left ankle)...missed one game (Dec. 28 at Denver) due to the birth of his son...made the Western Conference All-Star Team...set single-season career highs in scoring average and minutes per game...ranked among the NBA leaders in free throw percentage (4th), minutes per game (tied-5th) and scoring average (6th)...led the team in points, scoring average, field goals made and attempted, three-pointers made and attempted, free throws made, free throw percentage and minutes per game...topped the Sonics in scoring 40 times...scored in double figures in all 55 games in which he appeared, including 44 with at least 20 points, 18 with 30-or-more points, a pair of 40-point efforts and a 50-point output...grabbed double-figure rebounds on three occasions and handed out double-figure assists once...recorded four double-doubles...dished out his 3,000th assist vs. Denver on Jan. 23...scored a career-high 54 points vs. Utah on

RAY ALLEN

34

Jan. 12 and also recorded career highs in field goals made (17) and attempted (32)...**Season Highs:** 54 points (vs. Utah, Jan. 12), 11 rebounds (at Golden State, Nov. 18), 11 assists (vs. Cleveland, Jan. 16), six steals (at LA Lakers, Nov. 3), two blocks (vs. New Orleans/Oklahoma City, Dec. 26) and 45:57 minutes (at Golden State, Nov. 18).

2005-06 SEASON:

Started all 78 games in which he played for the SuperSonics and averaged 25.1 points (.454 FG%, .903 FT%), 4.3 rebounds, 3.7 assists, 1.35 steals and 38.7 minutes...missed three games (Jan. 13-16) due to a NBA suspension and one game (Feb. 24 at Orlando) with a stomach flu...made his sixth All-Star appearance...led the NBA in three-point field goals made and attempted and ranked among the league leaders in free throw percentage (3rd) and scoring average (10th)...made seven three-pointers vs. Denver on Apr. 19, bringing his season total to 269 and breaking the NBA single-season record of 267 treys set by Dennis Scott in 1995-96...hit four three-pointers on Apr. 7 to move past Dale Ellis (1,719) into second place on the NBA's all-time three-pointers made list...set single-season career highs in points scored, field goals made and attempted and three-pointers made and attempted...led the team in points, scoring average, field goals made and attempted, three-pointers made and attempted, three-point field goal percentage, free throw percentage, minutes and starts...topped the team in scoring 50 times...scored in double figures 77 times, including a career-high 59 games with at least 20 points, a career-high 24 games with at least 30 points and one 40-point effort...the lone game he did not score in double figures was Jan 11 vs. Orlando after getting ejected with one point in eight minutes...grabbed double-figure rebounds once and posted one double-double...scored his 15,000th career point in L.A. vs. the Lakers on Mar. 12...made his 5,000th career field goal at Indiana on Jan. 2...had a career-high 67 multi-trey games...**Season Highs:** 42 points (at Phoenix, Jan. 22), 10 rebounds (at L.A. Lakers, Mar. 12), eight assists (twice), four steals (vs. Cleveland, Dec. 2), two blocks (twice) and 51:04 minutes (at Phoenix, Jan. 22).

2004-05 SEASON:

Started all 78 games in which he appeared for Seattle and averaged 23.9 points (.428 FG%, .883 FT%), 4.4

rebounds, 3.7 assists, 1.08 steals and 39.3 minutes...missed four games due to injury or illness...missed two games (Jan. 31 and Feb. 1) with a viral infection and two games with a sprained right ankle (Mar. 22 and Apr. 20)...named to the All-NBA Second Team...was selected as a reserve for the NBA All-Star Game and was the game's top scorer with 17 points...earned Western Conference Player of the Week honors twice...set single-season career highs in free throws made and attempted...ranked among the league leaders in free throw percentage (7th) and scoring (10th)...led the team in points, scoring average, field goals made and attempted, three-pointers made and attempted, free throws made and attempted and minutes...topped the Sonics in scoring 45 times...scored in double figures 77 times, including 55 with at least 20 points, 19 with at least 30 points and one 40-point effort...the lone game he did not score in double figures was a six-point effort on Mar. 20 at the Lakers when he left the game at the 2:12 mark of the opening quarter with a right ankle sprain, snapping the second longest consecutive double-figure scoring streak of his career at 89 games...grabbed double-figure rebounds once and posted one double-double...participated in the Three-Point Shootout at All-Star Weekend...**Season Highs:** 40 points (vs. New York, Mar. 25), 10 rebounds (at Minnesota, Apr. 17), nine assists (vs. Indiana, Nov. 28), four steals (at Washington, Jan. 6), one block (five times) and 47 minutes (vs. New York, Mar. 25).

2003-04 SEASON:

Started all 56 games in which he appeared for Seattle and averaged 23.0 points (.440 FG%, .904 FT%), 5.1 rebounds, a career-high 4.8 assists, 1.27 steals and 38.4 minutes...missed the first 25 games of the season (Oct. 27-Dec. 23) after having right ankle surgery on Nov. 1...missed one game due to the flu (Mar. 7)...was chosen as a Western Conference reserve for the NBA All-Star Game...was named NBA Western Conference Player of the Week once...led the team in scoring average, free throws made and attempted, free throw percentage and three-pointers made...topped the Sonics in scoring 32 times...scored in double figures 54 times, including 39 of at least 20 points, eight of 30-plus



points and three 40-point efforts...grabbed double-figure rebounds three times and handed out double-figure assists a career-high four times...posted six double-doubles and one triple-double...recorded his third career triple-double with 18 points, 10 rebounds and 10 assists on Jan. 28 vs. the Lakers in Los Angeles...**Season Highs:** 42 points (vs. Portland, Jan. 5), 11 rebounds (vs. Philadelphia, Feb. 19), 11 assists (twice), four steals (twice), one block (11 times) and 48 minutes (vs. Utah, Feb. 25).

2002-03 SEASON:

Split the season between the Milwaukee Bucks and the Seattle SuperSonics...started 75 of the 76 games in which he appeared and averaged 22.5 points (.439 FG%, .916 FT%), 5.0 rebounds, 4.4 assists, 1.36 steals and 37.9 minutes...missed five games (Nov. 25-Dec. 3) due to a sprained right ankle, one game resting a sore right ankle (Dec. 31) and one game awaiting trade approval...captured the 2002-03 NBA Sportsmanship Award...was named NBA Western Conference Player of the Week once...led the NBA in three-point field goals made and ranked among the league leaders in free throw percentage (2nd) and scoring (tied-10th)...scored in double figures 74 times, including 48 with at least 20 points, 11 with at least 30 points and one 40-point effort...scored in double figures in 61 consecutive games from Dec. 5-Apr. 11...grabbed double-figure rebounds three times and handed out double-figure assists once...tallied three double-doubles and one triple-double...appeared in 47 games (46 starts) with the Bucks and averaged 21.3 points (.437 FG%, .913 FT%), 4.6 rebounds, 3.5 assists, 1.21 steals and 35.8 minutes...led Milwaukee in scoring average...topped the Bucks in scoring 21 times...set a career high and Milwaukee franchise record with 17 three-pointers attempted at Cleveland on Dec. 9...started all 29 games in which he appeared for the Sonics and averaged 24.5 points (.441 FG%, .920 FT%), 5.9 assists, 5.6 rebounds, 1.59 steals and 41.3 minutes...topped the Sonics in scoring and assists 19 times each...scored 20-or-more points in each of his first eight games with the Sonics and 15 of the first 16...recorded his second career triple-double on Feb. 28 vs. the Lakers with 29 points, 10 rebounds and 10 assists...in his debut in a Sonics uniform, he tallied 26 points, a career-high-tying 13 rebounds and nine assists at the L.A. Lakers on Feb. 23, the highest point and rebound totals of a player in their first game playing for Seattle...**Season Highs:** 40 points (at L.A. Clippers, Mar. 1), 13 rebounds (twice), 10 assists (vs. L.A. Lakers, Feb. 28), four steals (three times), two blocks (twice) and 48 minutes (at Chicago, Apr. 1).

2001-02 SEASON:

Appeared in 69 games (67 starts) for the Bucks and averaged 21.8 points (.462 FG%, .873 FT%), 4.5 rebounds, 3.9 assists, 1.28 steals and 36.6 minutes...missed 13 games (seven from Dec. 22-Jan. 2 and six from Mar. 26-Apr. 3) due to left knee tendinitis...had played in 400 consecutive games, including a league-best 388 straight starts, before sitting out on December 22nd because of left knee tendinitis...was named to his third consecutive All-Star Team as a reserve for the Eastern Conference...was a two-time NBA Eastern Conference Player of the Week...was a team co-captain...led the NBA in three-point field goals made and ranked among league leaders in three-point percentage (10th), scoring (12th), free throw percentage (13th) and field goals made (32nd)...led the Bucks in points, scoring average, three-point field goals made and attempted and free throw percentage...topped

Milwaukee in scoring a team-high 30 times...scored in double figures 67 times, including 46 with at least 20 points, 11 with 30-or-more points and one 40-point performance...scored a season-high 47 points vs. Charlotte on Apr. 14, including 10-of-14 from behind the arc, setting a career high and team record for threes in a game...broke his own single-season franchise record with his 203rd try of the season in Philadelphia on Apr. 7...tied his career high by grabbing 13 rebounds vs. Golden State on Feb. 22...**Season Highs:** 47 points (vs. Charlotte, Apr. 14), 13 rebounds (vs. Golden State, Feb. 22), nine assists (at Washington, Nov. 14), four steals (at Dallas, Dec. 20), two blocks (twice) and 47 minutes (at Utah, Oct. 30).

2000-01 SEASON:

Started all 82 games for Milwaukee and averaged 22.0 points (.480 FG%, .888 FT%), 5.2 rebounds, 4.6 assists, 1.51 steals and 38.2 minutes...was an All-NBA Third Team selection...was named NBA Player of the Week once...recorded single-season career highs in defensive rebounds, total rebounds, rebound average, assists and steals...ranked among the NBA leaders in three-pointers made (2nd), three-point field goal percentage (tied-7th), free throw percentage (7th), scoring average (15th), steals (tied-17th), free throws made (20th), field goal percentage (tied-22nd), minutes (tied-22nd), and assists (tied-30th)...broke the franchise record for consecutive games played when he appeared in his 330th consecutive game on Jan. 9 vs. Washington...tied for the team lead in scoring average and led in points, three-pointers made and attempted, three-point field goal percentage, free throws made and attempted, free throw percentage, steals, starts and minutes...topped the team in scoring a team-high 32 times, in steals 33 times and in assists on 16 occasions...for the second straight year, he was the only Bucks player to start all 82 games...scored in double figures in every game but one (Dec. 23 vs. Boston), including 46 with at least 20 points, 13 with 30-or-more points and three 40-point efforts...grabbed double-figure rebounds six times and handed out double-figure assists three times...had eight double-doubles (tying his career high) and one triple-double...recorded his first career triple-double with 20 points, 11 assists and 10 rebounds at Boston on Feb. 7...set career highs in free throws made (19) and attempted (20) at Washington on Nov. 25...had a career-high six steals vs. Cleveland on Jan. 3...won the Three-Point Shootout at All-Star Weekend...**Season Highs:** 43 points (vs. Utah, Apr. 12), 11 rebounds (three times), 11 assists (twice), six steals (vs. Cleveland, Jan. 3), two blocks (three times) and 47 minutes (vs. Chicago, Mar. 3).

1999-00 SEASON:

Started all 82 games for Milwaukee and averaged 22.1 points (.455 FG%, .887 FT%), 4.4 rebounds, 3.8 assists, 1.34 steals and 37.4 minutes...was selected as a reserve for the Eastern Conference All-Star Team...ranked among the NBA leaders in three-point field goals made (2nd), free throw percentage (5th), three-point field goal percentage (11th), field goals made (13th), scoring average (14th), free throws made (18th), minutes (22nd), steals (33rd) and assists (tied-44th)...led the Bucks in points, scoring average, three-point field goals made and attempted, three-point field goal percentage, free throw percentage, steals, starts and minutes...topped Milwaukee in scoring a team-high 33 times and also led in steals 24 times and in assists 10 times...scored in double figures 81 times, including 50 with at least 20 points and nine 30-point efforts...the only game he did not score in double figures was the season finale vs. Washington when he played just six minutes...scored his 5,000th career point at New

RAY ALLEN

34

Jersey on Mar. 1...grabbed double-figure rebounds once and handed out double-figure assists twice...posted three double-doubles...was the only Bucks player to start all 82 games...tied his career high with 13 assists vs. Seattle on Jan. 20...**Season Highs:** 36 points (twice), 13 assists (vs. Seattle, Jan. 20), 10 rebounds (vs. Toronto, Feb. 5), five steals (twice), two blocks (three times) and 49 minutes (at Washington, Apr. 15).

1998-99 SEASON:

Started all 50 games for the Bucks and averaged 17.1 points (.450 FG%, .903 FT%), 4.2 rebounds, 3.6 assists, 1.06 steals and 34.4 minutes...ranked fourth in the NBA in free throw percentage...led the team in three-point field goals made and attempted, free throws made and attempted, free throw percentage, assists, steals, minutes and starts...topped the team in scoring 23 times...scored in double figures 42 times, including 14 with at least 20 points and one 30-point effort...grabbed double-figure rebounds once and registered one double-double...was one of three Bucks to play in every game and the only one to start all 50 games...**Season Highs:** 31 points (vs. Miami, Apr. 14), 10 rebounds (at New Jersey, Mar. 2), seven assists (four times), four steals (vs. New Jersey, Feb. 11), one block (seven times) and 44 minutes (at Indiana, Apr. 21).

1997-98 SEASON:

Was the only Buck to start all 82 games and averaged 19.5 points (.428 FG%, .875 FT%), 4.9 rebounds, 4.3 assists, 1.35 steals and 40.1 minutes...recorded single-season career highs in minutes and offensive rebounds...led the team in points, field goals made and attempted, three-point field goals made and attempted, three-point field goal percentage, free throws made and attempted, free throw percentage and minutes and tied for the lead in steals...ranked among the NBA leaders in scoring average (17th), free throw percentage (3rd) and minutes per game (5th)...led the team in scoring 32 times, in assists 21 times and in steals 17 times...scored in double figures 73 times, including 45 with at least 20 points, three of 30-or-more points and one 40-point effort...grabbed double-figure rebounds six times and handed out double-figure assists three times...had a career-high eight double-doubles...handed out a career-high 13 assists against the Lakers on Feb. 24...played a career-high 54 minutes at New Jersey on Dec. 27...was named Bucks Player of the Month for February...**Season Highs:** 40 points (vs. Minnesota, Apr. 18), 13 assists (vs. L.A. Lakers, Feb. 24), 10 rebounds (six times), five steals (at Boston, Dec. 10), two blocks (at Denver, Apr. 1) and 54 minutes (at New Jersey, Dec. 27).

1996-97 SEASON:

Appeared in all 82 games (81 starts) for Milwaukee and averaged 13.4 points (.430 FG%, .823 FT%), 4.0 rebounds, 2.6 assists and 30.9 minutes...earned NBA All-Rookie Second Team honors...led the team in starts, three-point field goals made and attempted, three-point field goal percentage and free throw percentage...topped Milwaukee in scoring six times and in steals 17 times...scored in double figures 55 times, including 13 with at least 20 points and one 30-point performance...hit the 100,000th field goal in Bucks history in Atlanta on Jan. 18...the lone game he did not start was vs. Washington on Nov. 23...made his NBA debut at Philadelphia on Nov. 1...appeared in the Rookie Game at All-Star Weekend and also appeared in the Slam Dunk contest on All-Star Saturday...**Season Highs:** 32 points (at Phoenix, Mar. 25), nine rebounds (twice), nine assists (vs. Philadelphia, Feb. 1), four steals (vs. Boston, Dec. 8), one block (10 times) and 45 minutes (vs. Philadelphia, Feb. 1).

NBA PLAYOFFS:

2013: Came off the bench in all 23 games for the NBA Champion HEAT and averaged 10.2 points (.430 FG%, .870 FT%), 2.8 rebounds, 1.3 assists and 24.9 minutes...led the HEAT in three-pointers made, three-point field goal percentage and free throw percentage and tied for second in three-point attempts...topped Miami in scoring twice and in rebounds and assists once each...was the HEAT's leading scorer off the bench a team-high 13 times and led the Miami reserves in minutes a team-high 15 times...scored in double figures 10 times, including four games with at least 20 points...averaged 16.5 points (.467 FG%, 1.000 FT%), 4.3 rebounds, 2.3 assists, 1.00 steals and 28.8 minutes in the Opening Round vs. Milwaukee...led the HEAT in three-pointers made and attempted, three-point field goal percentage and free throw percentage in the Milwaukee series...became the NBA's all-time postseason leader in three-point field goals made in Game 3 at Milwaukee on Apr. 25...averaged 8.8 points (.414 FG%, .889 FT%), 1.8 rebounds and 21.4 minutes in the Eastern Conference Semifinals vs. Chicago...led Miami in free throw percentage in the Chicago series...averaged 7.1 points (.308 FG%, .667 FT%), 3.1 rebounds and 22.6 minutes in the Eastern Conference Finals vs. Indiana...averaged 10.6 points (.543 FG%, .923 FT%), 2.3 rebounds, 1.6 assists and 27.6 minutes in the NBA Finals vs. San Antonio...led the HEAT in both free throw percentage and three-point field goal percentage (.545) in the Finals...his three-point field goal with 5.2 seconds remaining in regulation in Game 6 at Miami on June 18 tied the score and forced overtime as Miami overcome a five-point deficit in the final 20.1 seconds of regulation, he then scored a team-high four points in the overtime period to help the HEAT force a decisive Game 7...**2012:** Appeared in 18 games (10 starts) for the Boston Celtics and averaged 10.7 points (.395 FG%, .711 FT%), 4.1 rebounds, 1.0 assists and 34.2 minutes...led the Celtics in three-pointers made and attempted...scored in double figures 12 times...came off the bench in all four games he played in the Opening Round vs. Atlanta and averaged 11.8 points (.447 FG%, .571 FT%), 4.5 rebounds, 2.0 assists and 28.0 minutes...appeared in all seven games (three starts) of the Eastern Conference Semifinals vs. Philadelphia and averaged 8.9 points (.383 FG%, .778 FT%), 3.7 rebounds and 31.9 minutes...started all seven games of the Eastern Conference Finals vs. Miami and averaged 11.9 points (.377 FG%, .773 FT%), 4.3 rebounds, 1.14 steals and 40.1 minutes...**2011:** Started all nine games for Boston and averaged 18.9 points (.523 FG%, .960 FT%), 3.8 rebounds, 2.4 assists, 1.22 steals in 40.1 minutes...connected on 57.1 percent from beyond the arc (32-for-56)...ranked among the NBA postseason leaders in free throw percentage (1st), three-point field goal percentage (3rd), field goal percentage (5th), minutes per game (10th) and scoring average (17th)...led Boston in field goal percentage, three-pointers made and attempted, three-point field goal percentage, free throw percentage and minutes...scored in double figures eight times, including three games with 20-or-more points and one 30-point effort...averaged 22.0 points (.574 FG%, 1.000 FT%), 4.5 rebounds, 2.3 assists, 1.50 steals and 40.0 minutes in Boston's Opening Round sweep of New York...combined with Paul Pierce to hit 14 three-pointers vs. the Knicks in Game 3 of the First Round (Apr. 22) setting a record for the most three-pointers by a pair teammates in NBA postseason history...averaged 16.4 points (.473 FG%, .938 FT%), 3.2 rebounds, 2.6

RAY ALLEN 34

assists and 40.2 minutes in the Eastern Conference Semifinals series vs. Miami...**2010:** Started all 24 games for Boston and averaged 16.1 points (.431 FG%, .863 FT%), 3.3 rebounds, 2.6 assists and 38.5 minutes...scored in double figures 18 times, including nine with 20-or-more points and one 30-point effort...averaged 19.4 points (.524 FG%, .706 FT%), 3.4 assists, 2.6 rebounds and 35.4 minutes in the Opening Round vs. Miami...averaged 15.7 points (.425 FG%, .933 FT%), 3.3 rebounds, 2.3 assists and 38.5 minutes in the Eastern Conference Semifinals vs. Cleveland...averaged 15.7 points (.437 FG%, .826 FT%), 4.7 rebounds, 3.3 assists and 40.5 minutes in the Eastern Conference Finals vs. Orlando...averaged 14.6 points (.367 FG%, .960 FT%), 2.7 rebounds, 1.7 assists and 39.3 minutes in the NBA Finals vs. the L.A. Lakers...set an NBA Finals record when he knocked down eight three-pointers (seven in the first half) in Game 2 on June 6 en route to 32 points...**2009:** Started all 14 games for the Celtics and averaged 18.3 points (.403 FG%, .948 FT%), 3.9 rebounds, 2.6 assists, 1.07 steals and 40.4 minutes...ranked among the NBA postseason leaders in free throw percentage (5th), minutes (14th) and scoring (20th)...led the team in free throw percentage and three-pointers made and attempted...scored in double figures 10 times, including six with at least 20 points, two with at least 30 points and one 50-point performance...averaged 23.4 points (.451 FG%, .921 FT%), 3.1 rebounds, 2.1 assists, 1.57 steals and 40.1 minutes in the Opening Round vs. Chicago...scored a postseason career-high 51 points in Game 6 at Chicago on Apr. 30 in an Opening Round triple-overtime loss in which he also established postseason career highs in field goals made and attempted and three-point field goals made and attempted...averaged 13.1 points (.344 FG%, 1.000 FT%), 4.7 rebounds, 3.1 assists and 40.7 minutes in the Eastern Conference Semifinals vs. Orlando...**2008:** Started all 26 games for the NBA Champion Celtics and averaged 15.6 points (.428 FG%, .913 FT%), 3.8 rebounds, 2.7 assists and 38.0 minutes...led the C's in scoring four times...scored in double figures 21 times, including six 20-point efforts...averaged 16.1 points (.420 FG%, 1.000 FT%), 3.4 rebounds, 3.1 assists and 37.7 minutes in the Opening Round vs. Atlanta...averaged 9.3 points (.328 FG%, .955 FT%), 3.3 rebounds, 2.3 assists and 37.4 minutes in the Eastern Conference Semifinals vs. Cleveland...averaged 17.5 points (.442 FG%, .897 FT%), 3.5 rebounds, 3.0 assists and 36.0 minutes in the Eastern Conference Finals vs. Detroit...averaged 20.3 points (.507 FG%, .867 FT%), 5.0 rebounds, 2.5 assists, 1.33 steals and 40.8 minutes in the NBA Finals vs. the Lakers...connected on an NBA Finals record 22 three-pointers vs. the Lakers...sealed the Game 4 comeback win over the Lakers with a driving lay-up with 16.4 seconds remaining...**2005:** Started all 11 playoff games for Seattle and averaged 26.5 points (.474 FG%, .889 FT%), 4.3 rebounds, 3.9 assists, 1.27 steals and 39.6 minutes...led the Sonics in points, scoring average, field goals made and attempted, three-pointers made and attempted, three-point field goal percentage and steals...topped the Sonics in scoring 10 times...scored in double figures 10 times, including nine with at least 20 points, four of at least 30 points and one 40-point performance...averaged 32.4 points (.514 FG%, .971 FT%), 5.2 assists, 4.6 rebounds, 2.00 steals and 42.2 minutes in the Opening Round vs. Sacramento...tied a Sonics single-game playoff record by scoring 45 points in Game 1 vs. Sacramento on May 1...averaged 21.5 points (.435 FG%, .793 FT%), 4.0 rebounds, 2.8 assists

and 37.5 minutes in the Western Conference Semifinals vs. San Antonio...**2001:** Started all 18 games for the Bucks and averaged 25.1 points (.477 FG%, .919 FT%), 6.0 assists, 4.1 rebounds, 1.33 steals and 42.7 minutes...led Milwaukee in points, scoring average, field goals made and attempted, three-pointers made and attempted, three-point field goal percentage, free throw percentage, steals and minutes...led the Bucks in points, scoring average and three-pointers made and attempted in each round...scored in double figures in all 18 games, including 15 with at least 20 points, three with 30-or-more points and one 40-point effort...grabbed double-figure rebounds once and handed out double-figure assists once...posted a pair of double-doubles...averaged 24.5 points (.550 FG%, .923 FT%), 5.8 rebounds, 5.3 assists, 2.50 steals and 42.0 minutes in the Opening Round vs. Orlando...averaged 23.4 points (.454 FG%, .862 FT%), 7.0 assists, 4.0 rebounds, 1.14 steals and 43.9 minutes in the Eastern Conference Semifinals vs. Charlotte...averaged 27.1 points (.468 FG%, .968 FT%), 5.4 assists, 3.3 rebounds and 41.9 minutes in the Eastern Conference Finals vs. Philadelphia...**2000:** Started all five games for the Bucks in their Opening Round series vs. Indiana and averaged 22.0 points (.444 FG%, .909 FT%), 6.6 rebounds, 2.6 assists, 1.60 steals and 37.2 minutes...ranked among the NBA postseason leaders in free throw percentage (8th), scoring average (9th) and steals (10th)...led the Bucks in points, scoring average, field goals made and attempted, three-point field goals made and attempted, three-point field goal percentage, free throws made and attempted, free throw percentage and minutes and tied for the lead in steals...scored in double figures in all five games, including four 20-point efforts...**1999:** Started all three games for the Bucks in their Opening Round series vs. Indiana and averaged 22.3 points (.532 FG%, .615 FT%), 7.3 rebounds, 4.3 assists and 40.0 minutes...led the Bucks in points, scoring average, field goals made, field goal percentage, three-pointers made and attempted, three-point field goal percentage and minutes and tied for the team lead in offensive rebounds...scored at least 20 points in each game...made his postseason debut in Game 1 at Indiana on May 9...recorded his first postseason double-double in Game 3 on May 13 with 20 points and a postseason career-high 11 rebounds.

OLYMPICS:

2000: Was a member of the USA Basketball Senior National Team that captured the gold medal at the 2000 Summer Olympic Games in Sydney, Australia...appeared in all eight games (two starts) and averaged 9.8 points (.538 FG%, 1.000 FT%), 1.9 rebounds and 1.3 assists...led the team in free throw percentage and ranked second in three-point field goal percentage.

HONORS:

2010-11: Was selected an Eastern Conference reserve for the NBA All-Star Game...won the NBA Community Assist Award for January...**2009-10:** Captured the NBA's Atlantic Division Sportsmanship Award...**2008-09:** Was selected an Eastern Conference reserve for the NBA All-Star Game...was the NBA's Atlantic Division Sportsmanship Award recipient...**2007-08:** Was selected an Eastern Conference reserve for the NBA All-Star Game...**2006-07:** Was selected a Western Conference reserve for the NBA All-Star Game...**2005-06:** Was selected a Western Conference reserve for the NBA All-Star Game...led the NBA in three-point field goals made and attempted...**2004-05:** Was selected a Western Conference reserve for the NBA All-Star Game...earned All-NBA Second Team honors...named Western Conference Player of the Week twice (weeks ending Nov. 15 and Mar. 27)...

RAY ALLEN

34



2003-04: Was selected a Western Conference reserve for the NBA All-Star Game...was named NBA Western Conference Player of the Week for the week ending Jan. 11...was named to the NBA All-Interview First Team...**2002-03:** Won the NBA Sportsmanship Award...was named NBA Western Conference Player of the Week for the week ending Mar. 2...led the NBA in three-point field goals made...was named to the NBA All-Interview First Team...**2001-02:** Was selected a Eastern Conference reserve for the NBA All-Star Game...was a two-time NBA Eastern Conference Player of the Week (weeks ending Nov. 4 and Jan. 13)...was named to the NBA All-Interview First Team...led the NBA in three-point field goals made...was selected to represent the United States in the 2002 World Championships but withdrew due to injury...**2000-01:** Earned All-NBA Third Team honors...was selected a Eastern Conference reserve for the NBA All-Star Game...was named the NBA Player of the Week for the week ending Apr. 15...was named to the NBA All-Interview First Team...won the Three-Point Shootout at All-Star Weekend...**1999-00:** Was named to the USA Senior National Team that won the gold medal at the 2000 Olympic Games in Sydney, Australia...was selected a Eastern Conference reserve for the NBA All-Star Game...**1996-97:** Earned All-Rookie NBA Second Team honors...appeared in the Rookie Game at All-Star Weekend.

COLLEGE:

Played three seasons at the University of Connecticut before becoming an early entry candidate in 1996...appeared in 101 games (66 starts) and averaged 19.0 points, 6.0 rebounds, 2.4 assists, 1.57 steals and 29.7 minutes while shooting 48.7 percent from the field, 44.8 percent from three-point range and 77.9 percent from the foul line...finished third on the Huskies' career scoring list with 1,922 points...as a junior (1995-96), appeared in 35 games and averaged 23.4 points, 6.5 rebounds, 3.3 assists, 1.71 steals and 34.7 minutes and was named Big East Player of the Year and a unanimous All-Big East First Team selection...was a consensus All-America first team selection by The Associated Press, John Wooden-Los Angeles Athletic Club, UPI, *The Sporting News*, U.S. Basketball Writers Association (USBWA) and the National Association of Basketball Coaches (NABC)...named UPI's College Player of the Year...became the first UConn player to earn All-America recognition in back-to-back seasons...set a UConn single-season record with 115 three-pointers...led the Huskies in scoring for the second straight season with 818 points, which ranked second all-time on the school's single-season scoring list...tied the Big East single-game record (and set UConn's single-game mark) with nine three-pointers vs. Rutgers, culminating in a career-high 39 points...as a sophomore (1994-95), appeared in 32 games and averaged 21.1 points, 6.8 rebounds, 2.3 assists, 1.91 steals and 32.8 minutes...earned All-Big East First Team honors, leading his squad and ranking third in the Big East in scoring...was the top sophomore scorer in UConn history with 675 points in 32 games...named to the Big East All-Tournament Team...as a freshman (1993-94), was unanimously selected to the Big East All-Rookie Team after averaging 12.6 points, 4.6 rebounds, 1.6 assists, 1.12 steals and 21.6 minutes in 34 games...named the Big East Rookie of the Week five times.

PERSONAL:

Full name is Walter Ray Allen...is the son of Walter and Flora Allen...married his wife, Shannon, in August of 2008 in Martha's Vineyard...has four sons (Ray Ray, Walker, Wynn and Wystan) and a daughter (Tierra)...has one brother (John) and three sisters (Kim, Talisha

and Kristie)...was born at Castle Air Force Base near Merced, California and lived at Bentwaters Air Force Base in England, Altus Air Force Base in Oklahoma, Ramstein Air Force Base in Germany, Edwards Air Force Base in California and Shaw Air Force Base in South Carolina while growing up...has an official website (rayallen34.com)...majored in Communications at UConn...lists his children as his most prized possessions and after his career is over he looks forward to watching them grow up...in his free time he enjoys fishing, boating, traveling, cycling and working out...is an avid golfer...is a board member and owns a stake in a golf television network called Back9Network which offers a wide range of programming consisting of in-depth interviews, celebrity profiles, reality shows and comedic series that focus in and around the sport of golf...starred with Denzel Washington in Spike Lee's 1998 hit *He Got Game*...was an MTV Award nominee for Best Breakthrough Male Performance in *He Got Game*...appeared in the 2001 movie *Harvard Man*...was named *The Sporting News* "Good Guy" in 2000, 2001 and 2005...his foundation, The Ray of Hope, established in 1997, assists with sports related and community based programs and provides avenues of opportunity through which today's youth can "hope" to realize their full potential...his foundation has helped charitable organizations in several parts of the country fulfill their mission of assisting children in need, from Diabetes research to providing kids from lower-income areas with safe and productive activities to help bolster greater self esteem...his foundation has installed five new computer labs to help assist students in underserved schools gain access to modern technology and opportunities they otherwise would not have...hosts an annual golf tournament to help raise money for The Ray of Hope Foundation...his foundation also



RAY ALLEN 34

hosts a yearly event providing a full Thanksgiving dinner for 275 selected families and a Holiday Giving Tree which is set up in a local mall with 450 ornaments which each have the name and gift wish of an in-need child and shoppers pick an ornament and buy the gift for the child...he is also involved in helping the Juvenile Diabetes Research Fund and has shot a PSA to help the cause...has served as the NBA Spokesperson for the Jr.

NBA/Jr. WNBA program and as the NBA Spokesman for the Thurgood Marshall College Fund...was named honorary captain of the 25-member UConn All-Century Basketball Team in 2001...was the recipient of the 2009 Red Auerbach Award, given to the Celtic that best exemplifies what it means to be a Celtic...threw out the ceremonial first pitch prior to the Texas Rangers-Boston Red Sox game at Fenway Park on July 2, 2007...says one of the things people don't know about him is that he was a barber in college...wears size 15 sneakers.

REGULAR SEASON CAREER HIGHS:

MINS:.....54, at New Jersey (12-27-97)
FGM:.....17, twice (last: vs. Utah, 1-12-07)
FGA:.....32, vs. Utah (1-12-07)
3-PT FGM:.....10, vs. Charlotte (4-14-02)
3-PT FGA:.....17, two times (last: vs. Denver, 1-23-07)
FTM:.....19, at Washington (11-25-00)
FTA:.....20, at Washington (11-25-00)
OR:.....9, at L.A. Lakers (2-23-03)
DR:.....10, two times (last: at Golden State, 11-18-06)
TOT:.....13, three times (last: at Chicago, 4-1-03)
AST:.....13, two times (last: vs. Seattle, 1-20-00)
STL:.....6, two times (last: at L.A. Lakers, 11-3-06)
TO:.....8, at New Jersey (2-16-98)
BLK:.....2, twentytwo times (last: vs. Charlotte, 2-4-13)
PTS:.....54, vs. Utah (1-12-07)

POSTSEASON CAREER HIGHS:

MINS:.....58:45, at Chicago (4-30-09)
FGM:.....18, at Chicago (4-30-09)
FGA:.....32, at Chicago (4-30-09)
3-PT FGM:.....9, two times (last: at Chicago, 4-30-09)
3-PT FGA:.....18, at Chicago (4-30-09)
FTM:.....11, vs. Orlando (4-25-01)
FTA:.....13, vs. Orlando (4-25-01)
OR:.....5, vs. Indiana (5-13-99)
DR:.....8, vs. Orlando (4-25-01)
TOT:.....11, vs. Indiana (5-13-99)
AST:.....10, at Charlotte (5-13-01)
STL:.....4, at Sacramento (5-1-05)
TO:.....7, at Indiana (5-11-99)
BLK:.....2, three times (last: vs. Chicago, 5-2-09)
PTS:.....51, at Chicago (4-30-09)

NBA REGULAR SEASON

Year Team	G-GS	MIN	FGM-FGA	PCT	3FG-3FGA	PCT	FT-FTA	PCT	OFF-DEF-TOT	AST	PF-DQ	STL	TO	BS	PTS	AVG
96-97 MIL	82-81	2532	390-908	.430	117-298	.393	205-249	.823	97-229-326	210	218-0	75	149	10	1102	13.4
97-98 MIL	82-82	3287	563-1315	.428	134-368	.364	342-391	.875	127-278-405	356	244-2	111	263	12	1602	19.5
98-99 MIL	50-50	1719	303-673	.450	74-208	.356	176-195	.903	57-155-212	178	117-0	53	122	7	856	17.1
99-00 MIL	82-82	3070	642-1411	.455	172-407	.423	353-398	.887	83-276-359	308	187-1	110	183	19	1809	22.1
00-01 MIL	82-82	3129	628-1309	.480	202-467	.433	348-392	.888	101-327-428	374	192-2	124	204	20	1806	22.0
01-02 MIL	69-67	2525	530-1148	.462	229-528	.434	214-245	.873	81-231-312	271	157-0	88	159	18	1503	21.8
02-03 MIL/SEA	76-75	2880	598-1363	.439	201-533	.377	316-345	.916	94-287-381	334	244-2	103	198	14	1713	22.5
03-04 SEA	56-56	2152	447-1017	.440	148-378	.392	245-271	.904	69-217-286	268	132-2	71	156	11	1287	20.3
04-05 SEA	78-78	3064	640-1494	.428	209-556	.376	378-428	.883	79-268-347	289	167-2	84	171	5	1867	23.9
05-06 SEA	78-78	3022	681-1500	.454	269-653	.412	324-359	.903	71-261-332	286	151-2	105	188	16	1955	25.1
06-07 SEA	55-55	2219	505-1153	.438	165-443	.372	279-309	.903	57-190-247	228	113-0	82	154	11	1454	26.4
07-08 BOS	73-73	2624	439-986	.445	180-452	.398	215-237	.907	75-193-268	225	147-0	65	127	16	1273	17.4
08-09 BOS	79-79	2876	499-1040	.480	199-486	.409	237-249	.952	66-212-278	218	157-3	69	134	13	1434	18.2
09-10 BOS	80-80	2819	464-973	.477	145-399	.363	231-253	.913	45-208-253	210	182-1	64	129	25	1304	16.3
10-11 BOS	80-80	2890	480-978	.491	168-378	.444	193-219	.881	51-223-274	219	147-0	77	117	16	1321	16.5
11-12 BOS	46-42	1565	226-493	.458	106-234	.453	97-106	.915	14-128-142	109	83-0	49	68	8	655	14.2
12-13 Miami	79-0	2035	292-651	.449	139-332	.419	140-158	.886	40-177-217	135	129-0	67	103	15	863	10.9
TOTALS	1227-1140	44408	8327-18412	.452	2857-7120	.401	4293-4804	.894	1207-3860-5067	4218	2743-19	1397	2625	236	23804	19.4

NBA PLAYOFFS

Year Team	G-GS	MIN	FGM-FGA	PCT	3FG-3FGA	PCT	FT-FTA	PCT	OFF-DEF-TOT	AST	PF-DQ	STL	TO	BS	PTS	AVG
98-99 MIL	3-3	120	25-47	.532	9-19	.474	8-13	.615	8-14-22	13	9-0	3	11	1	67	22.3
99-00 MIL	5-5	186	40-90	.444	10-26	.385	20-22	.909	10-23-33	13	10-0	8	9	0	110	22.0
00-01 MIL	18-18	768	158-331	.477	57-119	.479	79-86	.919	19-55-74	108	44-0	24	43	10	452	25.1
04-05 SEA	11-11	436	102-215	.474	31-82	.378	56-63	.889	12-35-47	43	22-0	14	34	4	291	26.5
07-08 BOS	26-26	987	133-311	.428	55-139	.396	84-92	.913	25-73-98	71	63-1	24	38	8	405	15.6
08-09 BOS	14-14	565	83-206	.403	35-100	.350	55-58	.948	13-42-55	37	35-1	15	25	5	256	18.3
09-10 BOS	24-24	925	131-304	.431	56-145	.386	69-80	.863	12-68-80	63	74-1	22	36	3	387	16.1
10-11 BOS	9-9	361	57-109	.523	32-56	.571	24-25	.960	5-29-34	22	21-0	11	10	1	170	18.9
11-12 BOS	18-10	616	66-167	.395	28-92	.304	32-45	.711	8-66-74	18	41-1	17	17	2	192	10.7
12-13 Miami	23-0	573	74-172	.430	39-96	.406	47-54	.870	13-51-64	29	42-0	12	27	3	234	10.2
TOTALS	151-120	5539	869-1952	.445	352-874	.403	474-538	.881	125-456-581	417	361-4	150	250	37	2564	17.0

NBA ALL-STAR GAME

Year Team	G-GS	MIN	FGM-FGA	PCT	3FG-3FGA	PCT	FT-FTA	PCT	OFF-DEF-TOT	AST	PF-DQ	STL	TO	BS	PTS	AVG
99-00 MIL	1-0	17	4-13	.308	1-6	.167	5-6	.833	1-0-1	2	2-0	3	3	1	14	14.0
00-01 MIL	1-0	19	7-15	.467	1-7	.143	0-0	.000	1-2-3	2	0-0	1	1	1	15	15.0
01-02 MIL	1-0	25	6-17	.353	3-10	.300	0-0	.000	1-2-3	5	3-0	3	1	0	15	15.0
03-04 SEA	1-0	23	6-13	.462	1-4	.250	3-4	.750	2-1-3	4	2-0	1	3	0	16	16.0
04-05 SEA	1-0	23	6-16	.375	5-11	.455	0-0	.000	0-4-4	1	2-0	0	1	0	17	17.0
05-06 SEA	1-0	18	4-13	.308	0-7	.000	0-0	.000	0-2-2	1	2-0	0	1	0	8	8.0
06-07 SEA	1-0	21	4-10	.400	4-7	.571	0-0	.000	0-1-1	3	0-0	1	1	0	12	12.0
07-08 BOS	1-0	19	10-14	.714	5-9	.556	3-5	.600	0-2-2	1	0-0	2	0	0	28	28.0
08-09 BOS	1-0	18	4-10	.400	0-3	.000	0-0	.000	1-2-3	1	0-0	0	1	0	8	8.0
10-11 BOS	1-0	17	4-9	.444	2-7	.286	2-2	1.000	1-3-4	2	2-0	0	1	0	12	12.0
TOTALS	10-0	201	55-130	.423	22-71	.310	13-17	.765	7-19-26	22	13-0	11	13	2	145	14.5



11

FORWARD/
CENTER

CHRIS ANDERSEN



CHRIS ANDERSEN

11

FORWARD/ CENTER



Height:
6'10"
Weight:
245
Years Pro:
11
Birthdate:
7/7/78 (Iola, TX)
High School:
Iola (Iola, TX)
College:
Blinn College

CAREER TRANSACTIONS:

Not drafted by the NBA out of college in 1999...played for Jiangsu Nagang of the Chinese Basketball League in 1999-2000...played with the New Mexico Slam of the International Basketball League in 1999-2000...played with the Fargo-Moorhead Beez of the International Basketball League in 2000-01...played with the Fayetteville Patriots of the NBA Development League in 2001-02...signed as a free agent by the Denver Nuggets on Nov. 21, 2001...signed as a free agent by the New Orleans Hornets on July 19, 2004...dismissed and disqualified from the NBA for two years by the league for violating the terms of the Anti-Drug Program on Jan. 27, 2006...signed as a free agent by the New Orleans Hornets on Mar. 5, 2008...signed as a free agent by the Nuggets on July 24, 2008...waived by the Nuggets on July 17, 2012...signed to a 10-day contract by the HEAT on Jan. 20, 2013...signed to a second 10-day contract by the HEAT on Jan. 30, 2013...signed for the remainder of the season by the HEAT on Feb. 8, 2013...re-signed with the HEAT on July 10, 2013.

PROFESSIONAL CAREER:

Has appeared in 524 regular season games (10 starts) during his 11-year career and has averaged 5.4 points, 5.1 rebounds, 1.55 blocks and 17.6 minutes while shooting 51.2 percent from the field and 64.4 percent from the line...has scored in double figures on 82 occasions and grabbed double-figure rebounds 59 times...has posted 20 double-doubles...his career high for consecutive double-figure scoring games is four (Mar. 2-9, 2005)...his career high in consecutive games with a block is 21 (Nov. 11-Dec. 25, 2009)...has 218 multi-block and 47 multi-steal games...has appeared in 51 NBA postseason games (0 starts) and has averaged 5.5 points (.669 FG%, .694 FT%), 4.4 rebounds, 1.35 blocks and 16.7 minutes...has scored in double figures nine times in postseason play and has grabbed double-figure rebounds once...is tied for ninth on the HEAT's all-time postseason blocked shots list...made a postseason career-high 18 consecutive field goal attempts from May 13-30, 2013...owns the HEAT postseason single-game record for most field goals made in a game without a miss (7-7 vs. Indiana, May 22, 2013).

2012-13 SEASON:

Came off the bench in all 42 games he appeared in with the HEAT after joining the team on Jan. 20 and averaged 4.9 points (.577 FG%, .677 FT%), 4.1 rebounds, 1.05 blocks and 14.9 minutes...was a DNP-CD on two

occasions...the HEAT compiled a 39-3 record in the 42 games in which he appeared and his .929 personal winning percentage set an NBA record for any player who played at least 40 games in a season...ranked second on the team in blocks per game...topped the HEAT in blocks 13 times, in rebounds on three occasions and in steals once...scored in double figures on three occasions and grabbed double-figure rebounds once...hit a season-high 10 consecutive field goal attempts from Mar. 20-25, tied for the fourth longest streak on the team in 2012-13...ranked fourth on the team in dunks and 37 of his 71 made field goals (40.7%) were dunks...played in his 500th career game at Minnesota on Mar. 4...recorded his 800th career block at Philadelphia on Apr. 6...grabbed his 900th career offensive rebound vs. New York on Apr. 2...**Season Highs:** 15 points (vs. Chicago, Apr. 14), 15 rebounds (vs. Philadelphia, Apr. 6), four blocks (vs. Orlando, Apr. 17), three steals (vs. Boston, Apr. 12), two assists (vs. L.A. Clippers, Feb. 8) and 26:40 minutes (at Washington, Apr. 10).

2011-12 SEASON:

Appeared in 32 games (one start) for the Denver Nuggets and averaged 5.3 points (.546 FG%, .610 FT%), 4.6 rebounds, 1.44 blocks and 15.2 minutes...was a DNP-CD on 34 occasions...moved into fifth place on the Nuggets all-time blocked shots list vs. New Orleans on Mar. 9...scored in double figures four times and grabbed double-figure rebounds once...**Season Highs:** 16 points (vs. Phoenix, Feb. 14), 11 rebounds (at Dallas, Feb. 15), six blocks (vs. Phoenix, Feb. 14), three steals (vs. Sacramento, Jan. 4), two assists (at Memphis, Feb. 17) and 29:05 minutes (at Oklahoma City, Feb. 19).

2010-11 SEASON:

Came off the bench in all 45 games in which he appeared for the Nuggets and averaged 5.6 points (.599 FG%, .637 FT%), 4.9 rebounds, 1.29 blocks and 16.3 minutes...missed a total of 36 games due to injury and one game due to scheduled rest (Jan. 9)...sat out the first 13 games of the season from Oct. 27-Nov. 20 recovering from right knee surgery...missed eight games from Dec. 5-18 with a lower back fracture...missed 10 games (Jan. 13-28 and Jan. 31) with right knee and lower back issues...sat out five games from Apr. 3-9 with a right ankle sprain...scored in double figures 10 times and grabbed double-figure rebounds on six occasions...posted two double-doubles...matched his career highs in both free throws made (9) and attempted (12) vs. Memphis on Feb. 22...**Season Highs:** 17 points (vs. Washington, Mar. 25), 12 rebounds (twice), six blocks (vs. L.A. Clippers, Dec. 3), three assists (vs. Sacramento, Jan. 1), two steals (four times) and 29:44 minutes (at Minnesota, Dec. 29).

2009-10 SEASON:

Came off the bench in all 76 games in which he saw action for the Nuggets and averaged 5.9 points (.566 FG%, .695 FT%), 6.4 rebounds, 1.88 blocks and 22.3 minutes...missed a total of six games due to injury...missed four games (Jan. 5, Mar. 16 and Apr. 3-7) due to a sprained left ankle, one game due to right knee patella tendinitis (Nov. 20) and one game (Feb. 19) with a low back strain...ranked among the NBA leaders in blocks per 48 minutes (1st), blocks per game (6th), total blocks (7th) and rebounds per 48 minutes (21st)...recorded single-season career highs in games played, minutes played, free throws made and attempted, defensive and total rebounds, rebound average and steals...led the Nuggets in blocked shots and finished third in offensive, defensive and total rebounds...scored in double figures 11 times and grabbed double-figure rebounds a career-high 16 times...amassed four double-doubles...scored his 2,000th career point at Houston on Jan. 27 and



CHRIS ANDERSEN

grabbed his 2,000th career rebound at Golden State on Feb. 25...made a career-high nine free throws vs. Oklahoma City on Dec. 14...recorded at least one block in a career-high 21 consecutive games from Nov. 11-Dec. 25...**Season Highs:** 15 points (three times), 15 rebounds (at L.A. Lakers, Feb. 5), five blocks (four times), three steals (twice), two assists (four times) and 34:35 minutes (at Detroit, Dec. 10).

2008-09 SEASON:

Saw action in 71 games (one start) with the Nuggets and averaged 6.4 points (.548 FG%, .718 FT%), 6.2 rebounds, 2.46 blocks and 20.6 minutes...sat out nine games due to injury and was a DNP-CD twice (one while still recovering from injury)...was on the inactive list for eight games from Nov. 11-23 with a seventh rib fracture in his left rib cage...sat out one game (Feb. 11) with left wrist strain and left hip contusion...led the NBA in blocks per 48 minutes and ranked second in blocks per game...finished eighth in the voting for both the NBA Defensive Player of the Year and the NBA Sixth Man of the Year awards...recorded single-season career highs in offensive rebounds and blocked shots...led the Nuggets in blocks and finished second in offensive rebounds and third in total rebounds...led the Nuggets in rebounds on 23 occasions...scored in double figures 15 times and grabbed double-figure rebounds on 11 occasions...recorded five double-doubles...tallied a career-high 18 points vs. Washington on Mar. 20...had a career-high eight blocks vs. Utah on Apr. 2...recorded career highs in multi-block games (47) and multi-steal games (13)...**Season Highs:** 18 points (vs. Washington, Mar. 20), 12 rebounds (three times), eight blocks (vs. Utah, Apr. 2), three steals (vs. Dallas, Jan. 13), two assists (three times) and 31:48 minutes (vs. L.A. Clippers, Apr. 4).

2007-08 SEASON:

Came off the bench in all five games in which he appeared for the New Orleans Hornets and averaged 1.2 points (.286 FG%, .500 FT%), 1.8 rebounds, 0.80 blocks and 6.8 minutes...was re-signed by the Hornets on Mar. 5 after being reinstated by the NBA after serving a two-year suspension for violating the NBA's substance abuse policy...missed three games with flu-like symptoms...**Season Highs:** Three points (twice), six rebounds (at Miami, Apr. 2), two blocks (at Boston, Mar. 28) and 12:05 minutes (at Boston, Mar. 28).

2005-06 SEASON:

Appeared in 32 games (two starts) for the New Orleans/Oklahoma City Hornets and averaged 5.0 points (.571 FG%, .476 FT%), 4.8 rebounds, 1.28 blocks and 17.8 minutes before being suspended by the NBA on Jan. 27 for violating the league's substance abuse policy...scored in double figures four times and grabbed double-figure rebounds twice...recorded one double-double...grabbed a career-high 10 offensive rebounds and matched his career high with 18 total rebounds vs. Atlanta on Nov. 18...**Season Highs:** 11 points (at Cleveland, Nov. 2), 18 rebounds (vs. Atlanta, Nov. 18), four blocks (vs. San Antonio, Jan. 25), two steals (vs. San Antonio, Jan. 25), one assist (six times) and 28:50 minutes (at Orlando, Nov. 18).

2004-05 SEASON:

Saw action in 67 games (two starts) with the New Orleans Hornets and averaged 7.7 points (.534 FG%, .689 FT%), 6.1 rebounds, 1.49 blocks, 1.1 assists and 21.3 minutes...missed a total of 15 games due to injury...missed the final eight games of the season with a sprained right ankle...sat out six games from Mar. 14-23 with an infected right elbow and missed one game (Dec. 26) with food poisoning...ranked 22nd in the NBA in blocks per game...led the team in blocks...topped the Hornets in rebounds on 22 occasions...recorded single-season career highs in field goals made and attempted, assists, points scored and scoring average...scored in double figures a career-high 22 times and grabbed double-figure rebounds a career-high 13 times...posted a career-high six double-doubles...scored in double figures a career-high four consecutive games from Mar. 2-9...set career highs in field goals made (8) and attempted (14) at Toronto on Jan. 16...played a career-high 38 minutes against the Clippers in Los Angeles on Dec. 21...**Season Highs:** 17 points (at Toronto, Jan. 16), 18 rebounds (at L.A. Clippers, Dec. 21), seven blocks (vs. Denver, Apr. 6), four assists (twice), two steals (twice) and 38 minutes (at L.A. Clippers, Dec. 21).

2003-04 SEASON:

Came off the bench in all 71 games in which he saw action for the Nuggets and averaged 3.4 points (.443



CHRIS ANDERSEN

11

FG%, .589 FT%), 4.2 rebounds, 1.61 blocks and 14.5 minutes...missed eight games due to injury/illness...sat out one game (Feb. 8) with the flu and seven games (Mar. 12-22 and Apr. 14) with left knee patella tendinitis...was second on the team and ranked 19th in the NBA in blocks per game...ranked second in the NBA in blocks per 48 minutes...topped the Nuggets in rebounds nine times...scored in double figures four times and grabbed double-figure rebounds on six occasions...posted a pair of double-doubles...**Season Highs:** 15 points (vs. Minnesota, Jan. 26), 14 rebounds (vs. L.A. Lakers, Jan. 7), seven blocks (three times), two assists (five times), two steals (five times) and 29 minutes (vs. L.A. Lakers, Jan. 7).

2002-03 SEASON:

Started three of the 59 games in which he appeared for the Nuggets and averaged 5.2 points (.400 FG%, .550 FT%), 4.6 rebounds, 1.02 blocks and 15.4 minutes...missed 22 games after surgery to repair a fractured right thumb...led the team in scoring twice and in rebounding nine times...scored in double figures on seven occasions and grabbed double-figure rebounds in three contests...had a career-high four steals in Los Angeles vs. the Lakers on Apr. 15...**Season Highs:** 16 points (at Minnesota, Oct. 30), 12 rebounds (vs. L.A. Clippers, Apr. 12), four assists (at Toronto, Nov. 15), four blocks (five times), four steals (at L.A. Lakers, Apr. 15) and 31 minutes (at L.A. Lakers, Feb. 11).

2001-02 SEASON:

Appeared in 24 games (one start) for the Nuggets and averaged 3.0 points (.338 FG%, .786 FT%), 3.2 rebounds, 1.17 blocks and 10.9 minutes...missed 17 games after surgery to repair a bone chip in his right wrist...missed 15 games due to a strained left shoulder...led Denver in rebounds twice...scored in double figures twice...joined the Nuggets after being the first-ever call-up from the NBA D-League...made his first NBA start at Detroit on Mar. 31 and totaled two points and five rebounds in 23 minutes...made his NBA debut at Portland on Nov. 23 and was scoreless in one minute...played in two games for the D-League's Fayetteville Patriots where he averaged 6.0 points, 5.0 rebounds and 2.50 blocks...was the first overall selection in the inaugural NBDL Draft...**Season Highs:** 17 points (at Utah, Jan. 14), nine rebounds (at Utah, Jan. 14), five blocks (at Memphis, Apr. 9), two assists (vs. Houston, Apr. 16), two steals (vs. Houston, Apr. 16) and 24 minutes (twice).

2000-01 SEASON:

Averaged 3.7 points and 2.9 rebounds in seven games for the IBA's Fargo-Moorhead Bees.

1999-00 SEASON:

Began his professional career with Jiangsu Nagang of the Chinese Basketball League and averaged 17.0 points, 13.5 rebounds and 2.50 blocks while shooting 53.6 percent from the field...joined the IBL's New Mexico Slam late in the season and averaged 1.6 points and 1.6 rebounds in six regular season games.

NBA PLAYOFFS:

2013: Came off the bench in all 20 games in which he saw action for the NBA Champion HEAT and averaged 6.4 points (.807 FG%, .735 FT%), 3.8 rebounds, 1.10 blocks and 15.2 minutes...sat out two games as a DNP-CD and one game due to an NBA-imposed suspension...connected on 46 of 57 field goal attempts during the 2013 postseason...hit a HEAT postseason-record 18

consecutive field goal attempts from May 13-30...his 18 straight field goals made were the high by any player in the 2013 NBA Playoffs, eight more than the next highest individual total...became the first player in NBA postseason history to take at least 35 shots in a single postseason and shoot better than 75 percent from the field...shot over 72 percent from the floor in each of the four series...also set the HEAT postseason single-game record for most field goals made without a miss when he hit all seven of his attempts in Game 1 vs. Indiana on May 22...ranked third on the HEAT in blocks and dunks...topped the HEAT in blocks in eight games and in rebounds and steals once each...was Miami's leading scorer off the bench five times and also led the HEAT reserves in rebounds and blocks 13 times each and in minutes once...scored in double figures on four occasions...appeared in all four games in the Opening Round vs. Milwaukee and averaged 8.3 points (.813 FG%, .583 FT%), 5.3 rebounds and 14.8 minutes...shot 13-16 from the floor vs. the Bucks...played in all five games in the Eastern Conference Semifinals vs. Chicago and averaged 6.0 points (.750 FG%, .857 FT%), 2.4 rebounds, 1.80 blocks and 12.8 minutes...appeared in six games in the Eastern Conference Finals vs. Indiana and averaged 7.2 points (.889 FG%, .846 FT%), 4.7 rebounds, 1.33 blocks and 18.2 minutes...sat out Game 6 at Indiana on June 1 due to an NBA-imposed suspension...hit his first 15 field goal attempts in the Indiana series and finished 16-18 from the floor in the series...recorded postseason career highs in points (16) and field goals made (7) in the Game 1 overtime win vs. the Pacers on May 22...appeared in five games in the NBA Finals vs. San Antonio and averaged 4.4 points (.727 FG%, .600 FT%), 3.0 rebounds and 14.2 minutes...sat out Games 4 (June 13) and 5 (June 16) in San Antonio as a DNP-CD...**2011:** Appeared in all five games (no starts) for Denver against Oklahoma City and averaged 4.8 points (.636 FG%, .714 FT%), 2.8 rebounds, 1.40 blocks and 14.6 minutes...led the Nuggets in blocks...scored in double figures once...made a postseason career-high seven free throws in Game 3 at Denver on Apr. 23...**2010:** Appeared in all six games (no starts) for the Nuggets against the Utah Jazz and averaged 4.5 points (.529 FG%, .643 FT%), 4.5



CHRIS ANDERSEN

11

Management

Players

12/13 Review

Records

Playoffs

History

All-Time Roster

NBA/NBADL

Opponents

Media

rebounds, 1.00 blocks and 19.3 minutes...suffered a torn patella tendon in his right knee on Apr. 19 in Game 2 but played the rest of the series...ranked second on the Nuggets in blocks...scored in double figures once...**2009:** Came off the bench in all 15 games in which he appeared for the Nuggets and averaged 6.5 points (.630 FG%, .659 FT%), 6.3 rebounds, 2.13 blocks and 21.9 minutes...ranked fifth in the NBA in blocks per game in the 2009 postseason...appeared in all five games in the Opening Round vs. New Orleans and averaged 7.6 points (.750 FG%, .667 FT%), 5.8 rebounds, 1.80 blocks and 22.6 minutes...saw action in four games in the Western Conference Semifinals vs. Dallas and averaged 6.0 points (.643 FG%, .600 FT%), 6.5 rebounds, 2.00 blocks and 19.5 minutes...had postseason career highs in blocks (6) and minutes (28:17) in Game 1 vs. Dallas on May 3...appeared in all six games in the Western Conference Finals vs. the Lakers and averaged 5.8 points (.542 FG%, .692 FT%), 6.7 rebounds, 2.50 blocks and 22.8 minutes...recorded postseason career highs in defensive (10) and total (14) rebounds vs. the Lakers in Game 4 on May 25...**2004:** Came off the bench in all five postseason games for the Nuggets and averaged 1.2 points (.333 FG%, .000 FT%), 2.8 rebounds and 6.8 minutes...made his playoff debut at Minnesota on Apr. 18 and was scoreless with three rebounds and a block in 12 minutes.

HONORS:

2004-05: Finished fourth in the Sprite Rising Stars Slam Dunk Contest at All-Star Weekend...**2003-04:** Finished third in the Sprite Rising Stars Slam Dunk Contest at All-Star Weekend.

REGULAR SEASON CAREER HIGHS:

MINS:..... 38, at L.A. Clippers (12-21-04)
FGM:..... 8, at Toronto (1-16-05)
FGA:..... 14, at Toronto (1-16-05)
3-PT FGM:..... 1, three times (last: vs. Milwaukee, 4-9-13)
3-PT FGA:..... 2, two times (last: vs. Houston, 3-25-05)
FTM:..... 9, two times (last: vs. Memphis, 2-22-11)
FTA:..... 12, two times (last: vs. Memphis, 2-22-11)
OR:..... 10, vs. Atlanta (11-18-05)
DR:..... 13, two times (last: at L.A. Lakers, 2-5-10)
TOT:..... 18, two times (last: vs. Atlanta, 11-18-05)
AST:..... 4, three times (last: vs. Charlotte, 3-2-05)
STL:..... 4, at L.A. Lakers (4-15-03)
TO:..... 4, six times (last: at New Orleans, 3-12-10)
BLK:..... 8, vs. Utah (4-2-09)
PTS:..... 18, vs. Washington (3-20-09)

POSTSEASON CAREER HIGHS:

MINS:..... 28:17, vs. Dallas (5-3-99)
FGM:..... 7, vs. Indiana (5-22-13)
FGA:..... 9, vs. L.A. Lakers (5-23-09)
3-PT FGM:..... 0
3-PT FGA:..... 1, vs. L.A. Lakers (5-23-09)
FTM:..... 7, vs. Oklahoma City (4-23-11)
FTA:..... 9, vs. New Orleans (4-19-09)
OR:..... 5, vs. Dallas (5-5-09)
DR:..... 10, vs. L.A. Lakers (5-25-09)
TOT:..... 14, vs. L.A. Lakers (5-25-09)
AST:..... 2, four times (last: vs. Oklahoma City, 4-25-11)
STL:..... 3, vs. San Antonio (6-18-13)
TO:..... 2, vs. Utah (4-19-10)
BLK:..... 6, vs. Dallas (5-3-09)
PTS:..... 16, vs. Indiana (5-22-13)

NBA REGULAR SEASON

Year Team	G-GS	MIN	FGM-FGA	PCT	3FG-3FGA	PCT	FT-FTA	PCT	OFF-DEF-TOT	AST	PF-DQ	STL	TO	BS	PTS	AVG
01-02 DEN	24-1	262	25-74	.338	0-4	.000	22-28	.786	38-38-76	7	35-0	7	13	28	72	3.0
02-03 DEN	59-3	907	114-285	.400	0-1	.000	77-140	.550	109-165-274	32	90-1	30	60	60	305	5.2
03-04 DEN	71-0	1029	90-203	.443	0-1	.000	63-107	.589	89-209-298	35	119-0	34	48	114	243	3.4
04-05 NO	67-2	1430	191-358	.534	0-3	.000	131-190	.689	137-273-410	71	144-0	14	64	100	513	7.7
05-06 NO/OKC	32-2	570	56-98	.571	0-0	.000	49-103	.476	61-94-155	6	84-0	8	26	41	161	5.0
07-08 NO	5-0	34	2-7	.286	0-0	.000	2-4	.500	2-7-9	0	6-0	0	1	4	6	1.2
08-09 DEN	71-1	1460	160-292	.548	2-10	.200	130-181	.718	163-279-442	31	174-1	41	69	175	452	6.4
09-10 DEN	76-0	1692	142-251	.566	0-3	.000	164-236	.695	147-336-483	33	171-1	42	59	143	448	5.9
10-11 DEN	45-0	732	82-137	.599	0-1	.000	86-135	.637	75-144-219	20	79-1	23	25	58	250	5.6
11-12 DEN	32-1	486	59-108	.546	0-0	.000	50-82	.610	48-100-148	6	52-1	19	17	46	168	5.3
12-13 Miami	42-0	624	71-123	.577	2-3	.667	63-93	.677	57-115-172	17	89-0	16	24	44	207	4.9
TOTALS	524-10	9227	992-1936	.512	4-26	.154	837-1299	.644	926-1760-2686	258	1043-5	234	406	813	2825	5.4

NBA PLAYOFFS

Year Team	G-GS	MIN	FGM-FGA	PCT	3FG-3FGA	PCT	FT-FTA	PCT	OFF-DEF-TOT	AST	PF-DQ	STL	TO	BS	PTS	AVG
03-04 DEN	5-0	34	3-9	.333	0-0	.000	0-0	.000	6-8-14	2	3-0	1	2	2	6	1.2
08-09 DEN	15-0	328	34-54	.630	0-1	.000	29-44	.659	29-66-95	9	42-1	5	8	32	97	6.5
09-10 DEN	6-0	116	9-17	.529	0-0	.000	9-14	.643	7-20-27	1	14-0	1	4	6	27	4.5
10-11 DEN	5-0	73	7-11	.636	0-0	.000	10-14	.714	5-9-14	3	8-0	3	3	7	24	4.8
12-13 Miami	20-0	303	46-57	.807	0-0	.000	36-49	.735	32-44-76	3	53-0	9	11	22	128	6.4
TOTALS	51-0	854	99-148	.669	0-1	.000	84-121	.694	79-147-226	18	120-1	19	28	69	282	5.5

50
CENTER

JOEL ANTHONY



CAREER TRANSACTIONS:

Not drafted by the NBA out of college in 2007...signed by the HEAT as a free agent on July 3, 2007...re-signed by the HEAT on July 20, 2009...re-signed by Miami on July 15, 2010.

PROFESSIONAL CAREER:

Has appeared in 370 games in his six-year NBA career and has made 110 starts...has averaged 2.4 points, 3.2 rebounds, 1.22 blocks and 16.9 minutes while shooting 50.9 percent from the floor and 66.3 percent from the foul line...has missed eight games due to injury, 34 as a healthy scratch on the inactive list, 59 as a DNP-CD and five games while on assignment to the NBA D-League...has scored in double figures on seven occasions and grabbed double-figure rebounds eight times...has one double-double...ranks among the all-time HEAT leaders in blocked shots (4th), games played (10th), offensive rebounds (12th), total rebounds (16th) and minutes played (22nd)...has led Miami in blocks on 132 occasions...his longest streak of consecutive games with a block is 11 (Mar. 4-26, 2012)...has recorded at least one block in 227 games...has 131 multi-block and 16 multi-steal games...has appeared in 63 NBA postseason games (16 starts) and has averaged 2.2 points (.470 FG%, .758 FT%), 3.2 rebounds, 1.11 blocks and 18.1 minutes...has scored in double figures twice, grabbed double-figure rebounds once and recorded one double-double in postseason play...ranks among the HEAT's all-time postseason leaders in blocked shots (3rd), games played (6th), offensive rebounds (8th), total rebounds (9th) and dunks (10th)...appeared in three games in the NBA D-League and averaged 8.0 points, 6.7 rebounds, 4.00 blocks and 24.3 minutes.

2012-13 SEASON:

Saw action in 62 games for the HEAT (three starts) and averaged 1.4 points (.515 FG%, .607 FT%), 1.9 rebounds, 0.68 blocks and 9.1 minutes...missed the season opener against Boston on Oct. 30 with a strained left hamstring and was a DNP-CD on 19 occasions...topped the HEAT in blocks 13 times and in steals on three occasions...scored in double figures once...**Season Highs:** 11 points (at Cleveland, Apr. 15), nine rebounds (at Cleveland, Apr. 15), three blocks (four times), two assists (three times), two steals (twice) and 31:26 minutes (at Cleveland, Apr. 15).

2011-12 SEASON:

Appeared in 64 games for the HEAT (51 starts) and averaged 3.4 points (.559 FG%, .690 FT%), 3.9 rebounds, 1.31 blocks and 21.1 minutes...missed one game (Mar. 20) due to a sprained left ankle and was a DNP-CD once...ranked tied for 21st in the NBA in total blocks and 23rd in blocks per game...led the HEAT in total blocks and blocks per game and ranked second in offensive rebounds...topped the HEAT in blocks in 28 games and in steals on three occasions...was Miami's leading scorer off the bench twice and also led the HEAT reserves in blocks seven times, in steals on four occasions, in rebounds three times and in minutes twice...set single-season career highs in starts, field goals made, field goal percentage and steals...blocked at least one shot in a career-high 11 consecutive games from Mar. 4-26...scored in double figures twice...**Season Highs:** 11 points (vs. Houston, Apr. 22), nine rebounds (vs. Philadelphia, Jan. 21), five blocks (twice), three steals (twice), two assists (at Cleveland, Feb. 17) and 37:07 minutes (at Utah, Mar. 2).

2010-11 SEASON:

Appeared in 75 games for Miami (11 starts) and averaged 2.0 points (.535 FG%, .644 FT%), 3.5 rebounds, a team-leading 1.24 blocks and 19.5 minutes...was a DNP-CD on seven occasions...ranked 21st in the NBA in

JOEL ANTHONY

50 CENTER



Height:
6'9"
Weight:
245
Years Pro:
6
Birthdate:
8/9/82
(Montreal, Canada)
High School:
Dawson Prep
(Montreal, Canada)
College:
UNLV

blocks per game and 22nd in total blocks...recorded single-season career highs in minutes played, defensive rebounds and total rebounds...led Miami in blocks...topped the HEAT in blocks 25 times, in rebounds on four occasions, in steals twice and minutes once...grabbed double-figure rebounds on four occasions...had 25 multi-block games...recorded career highs in offensive rebounds (8), total rebounds (16) and minutes played (43:12) vs. Atlanta on Jan. 18...**Season Highs:** Eight points (twice), 16 rebounds (vs. Atlanta, Jan. 18), five blocks (twice), three assists (vs. Toronto, Jan. 22), one steal (10 times) and 43:12 minutes (vs. Atlanta, Jan. 18).

2009-10 SEASON:

Started 16 of the 80 games in which he saw action with the HEAT and averaged 2.7 points (.478 FG%, .717 FT%), 3.1 rebounds, 1.36 blocks and 16.5 minutes...was a DNP-CD on two occasions (Dec. 4 at the L.A. Lakers and Mar. 10 vs. the L.A. Clippers)...ranked tied for 15th in the NBA in total blocks and 18th in blocks per game...recorded single-season career highs in games played, points, field goals attempted, free throws made and attempted, offensive rebounds and blocks...led the HEAT in games played, total blocks and blocks per game and tied for third in offensive rebounds...topped the HEAT in blocks on 30 occasions, in steals four times and in rebounds once...scored in double figures once and grabbed double-figure rebounds once...tallied career highs in points (13) and field goals made (6) against Toronto on Mar. 28...had 32 multi-block games...**Season Highs:** 13 points (vs. Toronto, Mar. 28), 10 rebounds (vs. Chicago, Mar. 12), five blocks (three times), two assists (vs. Chicago, Mar. 12), two steals (three times) and 39:32 minutes (at Indiana, Apr. 2).

2008-09 SEASON:

Started 28 of the 65 games in which he appeared for the HEAT and averaged 2.2 points (.483 FG%, .652 FT%), 3.0 rebounds, 1.43 blocks and 16.1 minutes...was a healthy scratch on the inactive list six times and a DNP-CD on 11 occasions...ranked second on the team in both total blocks and in blocks per game...led the HEAT in blocks 26 times, in rebounds in five contests, in minutes twice and in steals once...scored in double figures once and grabbed double-figure rebounds once...posted one double-double...recorded his first career double-double with season highs in both points (12) and rebounds (13) at Memphis on Dec. 14...had 27 multi-block games...**Season Highs:** 12 points (at Memphis, Dec. 14), 13 rebounds (at Memphis, Dec. 14),

Management

Players

12/13 Review

Records

Playoffs


History

All-Time Roster

NBA/NBADL

Opponents

Media



five blocks (twice), three steals (twice), two assists (four times) and 39:24 minutes (vs. Milwaukee, Dec. 15).

2007-08 SEASON:

Appeared in 24 games (one start) for the HEAT and averaged 3.5 points (.467 FG%, .592 FT%), 3.9 rebounds, 1.29 blocks and 20.8 minutes...missed a total of six games due to injury, was a DNP-CD on 19 occasions, missed five games while on assignment to the Iowa Energy of the NBA D-League (Feb. 28-Mar. 7) and was a healthy scratch on the inactive list on 28 occasions...missed three games with a right quad strain (Jan. 24, Jan. 29 and Feb. 12) and three games (Feb. 4-7) with the flu...ranked fourth among all rookies in the NBA in blocks per game...led the HEAT in blocks on 10 occasions, in rebounds five times and in steals twice...scored in double figures twice and grabbed double-figure rebounds on two occasions...tied the HEAT rookie record for blocks in a game with a career-high six at Indiana on Mar. 31 and also had a career-high three steals...his six blocks at Indiana on Mar. 31 set a Miami franchise record for most blocks in a game for a HEAT non-starter...grabbed a career-high 10 defensive rebounds vs. New Orleans on Apr. 2...had seven multi-block games...made his first career start vs. Washington on Mar. 21 and tallied eight points and three rebounds in 25:54 minutes...made his NBA debut vs. Charlotte on Nov. 27...started all three games for Iowa while on assignment and averaged 8.0 points, 6.7 rebounds, 4.00 blocks and 24.3 minutes...**NBA Season Highs:** 11 points (vs. Milwaukee, Mar. 24), 12 rebounds (vs. New Orleans, Apr. 2), six blocks (at Indiana, Mar. 31), three steals (at Indiana, Mar. 31), one assist (three times) and 38:48 minutes (vs. Orlando, Mar. 14).

NBA PLAYOFFS:

2013: Came off the bench in all 14 games in which he appeared for the NBA Champion HEAT and averaged 0.4 points (.300 FG%, .000 FT%), 1.5 rebounds and 5.1 minutes...did not miss any games due to injury but was

a DNP-CD on nine occasions...topped the HEAT in rebounds and blocks once each...led the HEAT reserves in rebounds twice and steals, blocks and minutes once each...appeared in three games in the Opening Round vs. Milwaukee and totaled two points and two rebounds in six minutes...saw action twice in the Eastern Conference Semifinals vs. Chicago and tallied three rebounds, one block and one steal in 11 minutes...appeared in five games in the Eastern Conference Finals vs. Indiana and totaled two points, nine rebounds, three blocks and a steal in 39 minutes...grabbed a team-high eight rebounds in Game 6 at Indiana on June 1...appeared in four games in the NBA Finals vs. San Antonio and totaled two points and seven rebounds in 15 minutes...**2012:** Saw action in 17 games (one start) for the NBA Champion HEAT and averaged 3.2 points (.586 FG%, .800 FT%), 3.2 rebounds, 0.94 blocks and 19.4 minutes...did not miss any games due to injury but was a DNP-CD on six occasions...was tied for second on the HEAT in blocked shots...led the HEAT in blocks six times...led the Miami reserves in scoring three times, in rebounds and blocks seven times each and in minutes on five occasions...scored in double figures once...came off the bench in all five games in the Opening Round vs. New York and averaged 1.6 points (.500 FG%, 1.000 FT%), 3.4 rebounds and 17.0 minutes...appeared off the bench in all six games in the Eastern Conference Semifinals series vs. Indiana and averaged 5.8 points (.600 FG%, .846 FT%), 4.3 rebounds, 2.00 blocks and 28.7 minutes...led the HEAT in blocks in the Indiana series and was tied for second in offensive rebounds...recorded postseason career highs in free throws made (6) and attempted (6) and scored a 2012 postseason-high 10 points in Game 3 at Indiana on May 17...saw action in five of the seven Eastern Conference Finals games vs. Boston (one start) and averaged 2.2 points (.600 FG%, .625 FT%), 2.4 rebounds, and 13.8 minutes...made his lone 2012 postseason start in Game 4 at Boston on June 3...made his lone Finals appearance in Game 1 at Oklahoma City on June 12 and was scoreless in 2:06 of action...**2011:** Appeared in all 21 games for the HEAT (13 starts) and averaged 2.8 points (.367 FG%, .710 FT%), 4.6 rebounds, a team-leading 1.81 blocks and 27.4 minutes...led the HEAT in blocks a team-high 11 times and in rebounds once...scored in double figures once, grabbed double-figure rebounds once and had one double-double...came off the bench in all five games in the Opening Round vs. Philadelphia and averaged 3.4 points (.214 FG%, .786 FT%), 5.2 rebounds, 1.40 blocks and 31.0 minutes...made two starts in the five-game Eastern Conference Semifinals series vs. Boston and averaged 5.0 points (.600 FG%, .875 FT%), 6.2 rebounds, 1.80 blocks and 31.4 minutes...recorded his lone postseason double-double with postseason career highs in points (12) and rebounds (11) in Game 3 at Boston on May 7...started all five games in the Eastern Conference Finals series vs. Chicago and averaged 1.6 points (.333 FG%, .444 FT%), 3.8 rebounds, 3.00 blocks and 27.8 minutes...started all six games in the NBA Finals vs. Dallas and averaged 1.3 points (.286 FG%, .000 FT%), 3.5 rebounds, 1.17 blocks and 20.5 minutes...**2010:** Came off the bench in all five of Miami's Opening Round games vs. Boston and averaged 2.6 points (.714 FG%, .750 FT%), 1.8 rebounds, 1.00 blocks and 15.8 minutes...led the team in blocks twice...**2009:** Appeared in six games (two starts) for the HEAT in the Opening Round series vs. Atlanta and averaged 1.7 points (.800 FG%, 1.000 FT%), 3.2 rebounds, 1.17 blocks and 14.7 minutes...was a DNP-CD once (Game 2 at Atlanta on Apr. 22)...led the HEAT in blocks three times...made his first NBA postseason start in Game 6 vs. Atlanta (May 1) and tallied six points, eight rebounds and three blocks in 35:12 minutes...made his NBA postseason debut in Game 1 at Atlanta (Apr. 19) and was scoreless with four rebounds and two blocks in 18:45 minutes.

COLLEGE:

Played two seasons at UNLV after beginning his collegiate career at Pensacola Junior College (Pensacola, FL)...in 68 games at UNLV he averaged 3.7 points (.573 FG%, .561 FT%), 3.5 rebounds, and 2.31 blocks...finished second in UNLV history with 157 career blocks...was named the 2007 UNLV Sportsman of the Year...appeared in 37 games (six starts) as a senior during the 2006-07 season and averaged 5.2 points (.597 FG%, .604 FT%), 4.1 rebounds and 2.95 blocks...was named the 2006-07 Mountain West Conference Defensive Player of the Year...led the MWC and ranked 11th in the country in blocks per game...set the MWC record for blocks in a game with 13 vs. TCU on Feb. 6, 2007...his 109 blocks as a senior rank second on the UNLV single-season list...averaged a league-leading 3.63 blocks in conference games...earned MWC Co-Player of the Week honors in February...despite sitting out the 2005-06 season as a redshirt, he received the team's Most Inspirational Player Award as voted on by his teammates...saw action in 31 games (three starts) as a junior for the Runnin' Rebels in 2004-05 and averaged 1.9 points (.500 FG%, .483 FT%), 2.7 rebounds and 1.55 blocks...led UNLV and finished fourth in the MVC in blocked shots...earned First Team All-Conference honors at Pensacola Junior College in 2003-04 after averaging 9.0 points, 7.0 rebounds and 3.5 blocks.

PERSONAL:

Full name is Joel Vincent Anthony...first name is pronounced Jo-elle...is the son of Erene Anthony...nickname is "Doc"...has one sister (Sherlette Pryce)...lists his mother as the person that made a difference in his life because she has been an inspiration to him...graduated from UNLV in December 2006 with a degree in university studies with a concentration in sociology and physical education...was originally selected to join the Canadian Senior National Team in the summer of 2006 and has also been a member of the team the past

JOEL ANTHONY

50



six summers (2008-13)...in his free time he enjoys reading...his favorite sports other than basketball include soccer and football...enjoys reggae, hip-hop and R&B music...wears size 17 sneakers.

REGULAR SEASON CAREER HIGHS:

MINS:.....43:12, vs. Atlanta (1-18-11)
FGM:.....6, vs. Toronto (3-28-10)
FGA:.....9, vs. Philadelphia (1-21-12)
3-PT FGM:.....0
3-PT FGA:.....0
FTM:.....7, vs. Milwaukee (3-24-08)
FTA:.....8, three times (last: vs. Cleveland, 12-15-10)
OR:.....8, vs. Atlanta (1-18-11)
DR:.....10, vs. New Orleans (4-2-08)
TOT:.....16, vs. Atlanta (1-18-11)
AST:.....3, vs. Toronto (1-22-11)
STL:.....3, five times (last: at Orlando, 3-13-12)
TO:.....3, eight times (last: vs. Utah, 12-22-12)
BLK:.....6, at Indiana (3-31-08)
PTS:.....13, vs. Toronto (3-28-10)

POSTSEASON CAREER HIGHS:

MINS:.....38:59, vs. Philadelphia (4-27-11)
FGM:.....6, at Boston (5-7-11)
FGA:.....7, at Boston (5-7-11)
3-PT FGM:.....0
3-PT FGA:.....0
FTM:.....6, at Indiana (5-17-12)
FTA:.....6, at Indiana (5-17-12)
OR:.....5, four times (last: at Indiana, 6-1-12)
DR:.....7, at Boston (5-7-11)
TOT:.....11, at Boston (5-7-11)
AST:.....2, vs. Chicago (5-22-11)
STL:.....2, three times (last: vs. Indiana, 5-15-12)
TO:.....2, five times (last: vs. Chicago, 5-8-13)
BLK:.....5, vs. Chicago (5-22-11)
PTS:.....12, at Boston (5-7-11)

NBA REGULAR SEASON

Year Team	G-GS	MIN	FGM-FGA	PCT	3FG-3FGA	PCT	FT-FTA	PCT	OFF-DEF-TOT	AST	PF-DQ	STL	TO	BS	PTS	AVG
07-08 Miami	24-1	498	28-60	.467	0-0	.000	29-49	.592	38-55-93	3	55-1	9	17	31	85	3.5
08-09 Miami	65-28	1048	57-118	.483	0-0	.000	30-46	.652	89-108-197	27	139-0	20	41	93	144	2.2
09-10 Miami	80-16	1322	76-159	.478	0-0	.000	66-92	.717	123-126-249	12	158-1	20	45	109	218	2.7
10-11 Miami	75-11	1463	53-99	.535	0-0	.000	47-73	.644	104-162-266	24	194-1	10	36	93	153	2.0
11-12 Miami	64-51	1349	85-152	.559	0-0	.000	49-71	.690	100-150-250	9	126-0	36	45	84	219	3.4
12-13 Miami	62-3	566	35-68	.515	0-0	.000	17-28	.607	45-70-115	13	49-0	13	22	42	87	1.4
TOTALS	370-110	6248	334-656	.509	0-0	.000	238-359	.663	499-671-1170	88	721-3	108	206	452	906	2.4

NBA PLAYOFFS

Year Team	G-GS	MIN	FGM-FGA	PCT	3FG-3FGA	PCT	FT-FTA	PCT	OFF-DEF-TOT	AST	PF-DQ	STL	TO	BS	PTS	AVG
08-09 Miami	6-2	88	4-5	.800	0-0	.000	2-2	1.000	9-10-19	2	9-0	0	1	7	10	1.7
09-10 Miami	5-0	79	5-7	.714	0-0	.000	3-4	.750	6-9-9	1	9-0	2	1	5	13	2.6
10-11 Miami	21-13	575	18-49	.367	0-0	.000	22-31	.710	35-62-97	10	54-0	8	13	38	58	2.8
11-12 Miami	17-1	329	17-29	.586	0-0	.000	20-25	.800	22-33-55	2	41-0	5	8	16	54	3.2
12-13 Miami	14-0	71	3-10	.300	0-0	.000	0-0	.000	10-11-21	0	13-0	2	3	4	6	0.4
TOTALS	63-16	1142	47-100	.470	0-0	.000	47-62	.758	82-119-201	15	126-0	17	26	70	141	2.2

31

FORWARD

SHANE BATTIER



CAREER TRANSACTIONS:

Selected in the first round of the 2001 NBA Draft (sixth overall) by the Memphis Grizzlies...signed a multi-year contract extension with Memphis on July 15, 2004...traded by the Grizzlies to the Houston Rockets for Stromile Swift and the draft rights to Rudy Gay on July 12, 2006...traded by the Rockets along with Ish Smith to Memphis in exchange for Hasheem Thabeet, DeMarre Carroll and a future protected first-round draft pick on Feb. 24, 2011...signed by the HEAT as a free agent on Dec. 9, 2011.

PROFESSIONAL CAREER:

Has appeared in 904 regular season games (649 starts) during his 12-year NBA career and has averaged 9.0 points, 4.4 rebounds, 1.8 assists, 1.04 steals, 0.96 blocks and 31.6 minutes while shooting 44.0 percent from the floor, 38.7 percent from three-point range and 74.5 percent from the foul line...has missed 63 games due to injury/illness and one as a DNP-CD...is a two-time NBA All-Defensive Second Team selection and a five-time Division Sportsmanship Award winner...is a two-time recipient of the Magic Johnson Award...was a First Team All-Rookie selection and a one-time Rookie of the Month honoree...has scored in double figures 387 times, including 38 games with at least 20 points and a pair of 30-point performances...his longest stretch of consecutive games scoring in double figures is 11 (Nov. 12-Dec. 3, 2001)...has grabbed double-figure rebounds on 36 occasions and has recorded 26 double-doubles...is the only player in NBA history to be a member of two different 20-game winning streaks (27 with the HEAT in 2013 and 22 with the Houston Rockets in 2008)...ranks among the HEAT all-time leaders in three-point field goal percentage (9th), three-point field goals made (17th) and three-point field goals attempted (21st)...has 331 multi-trey games...his longest streak of consecutive games with a three-point field goal made is 27 (Mar. 20-Nov. 25, 2009)...has 242 multi-steal and 218 multi-block games...his longest streak of consecutive games with a steal is 17 (Feb. 7-Mar. 15, 2002) and his longest streak of consecutive games with a block is 16 and has occurred twice (Jan. 31-Mar. 5, 2003 and Nov. 7-Dec. 7, 2010)...his longest stretch of consecutive games played is 221 (Dec. 17, 2005-Apr. 9, 2008)...has appeared in 96 NBA postseason games (50 starts) and has averaged 6.7 points, 3.4 rebounds, 1.2 assists and 29.5 minutes while shooting 39.5 percent from the floor, 35.1 percent from three-point range and 77.7 percent from the foul line...has scored in double figures 24 times in postseason play, including a pair of 20-point games...has grabbed double-figure rebounds once in the postseason and has recorded one double-double...ranks among the HEAT's all-time postseason leaders in three-point field goals made (5th) and attempted (5th) and games played (10th).

2012-13 SEASON:

Started 20 of the 72 games in which he appeared for the HEAT and averaged 6.6 points (.420 FG%, .842 FT%), 2.3 rebounds, 1.0 assists and 24.8 minutes...missed a total of nine games due to injury and one as a DNP-CD for the first time in his career (as he dressed but did not play while recovering from a strained hamstring)...sat out three games from Nov. 29-Dec. 4 with a sprained right knee...was placed on the inactive list for three games (Jan. 10-12 and Feb. 26) with right hamstring issues...sat out three games from Apr. 12-15 while nursing a sore left knee...for the second time in his career he was presented the Magic Johnson Award by the Professional Basketball Writers Association, which is given annually to the player who combines excellence on the court with outstanding cooperation with the media...ranked sixth in the NBA in three-point field goal

SHANE BATTIER

31

FORWARD



Height:
6'8"
Weight:
220
Years Pro:
12
Birthdate:
9/9/78 (Birmingham, MI)
High School:
Detroit County
Day School (MI)
College:
Duke

percentage and 32nd in three-point field goals made...led the HEAT in three-point field goal percentage and finished second in charges drawn and in three-point field goals made and attempted...set a single-season career high in three-point field goal percentage (.430)...topped the HEAT in blocks 16 times, in steals on seven occasions and in rebounds and assists once each...was the HEAT's leading scorer off the bench 16 times and also led the Miami reserves in assists, steals and blocks 16 times each, in minutes on 23 occasions and in rebounds 10 times...scored in double figures on 16 occasions...hit at least one trey in 18 consecutive games from Jan. 30-Mar. 8, his longest streak as a member of the HEAT and the second longest of his career...scored his 8,000th career point at Milwaukee on Mar. 15...appeared in his 900th career game at Charlotte on Apr. 5...**Season Highs:** 18 points (at Denver, Nov. 15), eight rebounds (vs. New York, Apr. 2), five assists (vs. Philadelphia, Apr. 6), four blocks (vs. Orlando, Apr. 17), three steals (at San Antonio, Mar. 31) and 38:06 minutes (vs. Milwaukee, Nov. 21).

2011-12 SEASON:

Appeared in 65 games (10 starts) for the HEAT and averaged 4.8 points (.387 FG%, .622 FT%), 2.4 rebounds, 1.3 assists, 0.98 steals and 23.1 minutes...missed one game (Apr. 16 at New Jersey) due to a sore neck...was the NBA's Southeast Division Sportsmanship Award recipient...tied for the team lead in games played and ranked second in three-point field goals made and attempted and charges taken (19)...topped the HEAT in blocks nine times, in steals eight times and in assists and minutes once each...was Miami's leading scorer off the bench in nine contests and also led the HEAT reserves in minutes on 19 occasions, in assists 18 times and in rebounds in five contests...scored in double figures seven times...connected on his 1,000th career trey at Washington on Feb. 10...had the HEAT's lone four-point play in 2011-12 (Jan. 2 vs. Atlanta)...matched his career high with five steals vs. Houston on Apr. 22...**Season Highs:** 18 points (at Utah, Mar. 2), six rebounds (three times), five assists (vs. Detroit, Apr. 8), five steals (vs. Houston, Apr. 22), four blocks (at Utah, Mar. 2) and 49:09 minutes (at Atlanta, Jan. 5).

2010-11 SEASON:

Split the season between Houston and Memphis...started 59 of the 82 games in which he appeared and averaged 7.6 points (.450 FG%, .688 FT%), 4.5 rebounds, 2.3 assists, 0.99 blocks and 29.0 minutes...

Management

Players

12/13 Review

Records

Playoffs

History

All-Time Roster

NBA/NBADL

Opponents

Media

scored in double figures 32 times...grabbed double-figure rebounds four times and posted three double-doubles...started all 59 games he appeared in with Houston and averaged 8.6 points (.456 FG%, .645 FT%), 4.8 rebounds, 2.6 assists, 1.20 blocks and 30.8 minutes...led the Rockets in blocks in 2010-11 despite being traded with 23 games left in the season...topped the Rockets in rebounds four times and in assists on three occasions...came off the bench in all 23 games he saw action with the Grizzlies and averaged 5.0 points (.426 FG%, .882 FT%), 4.0 rebounds, 1.4 assists and 24.2 minutes...topped the Grizzlies in rebounds twice...**Season Highs:** 19 points (at Minnesota, Jan. 24), 13 rebounds (vs. Memphis, Feb. 5), seven assists (at L.A. Clippers, Dec. 22), four steals (at San Antonio, Feb. 27), four blocks (four times) and 46:17 minutes (vs. Memphis, Feb. 5).

2009-10 SEASON:

Appeared in 67 games (62 starts) for the Rockets and averaged 8.0 points (.398 FG%, .726 FT%), 4.7 rebounds, 2.4 assists, 1.13 blocks and 32.4 minutes...missed 15 games due to injury (one game on Feb. 27 with flu-like symptoms and the final 14 games of the season from Mar. 22-Apr. 14 after suffering a left knee MCL sprain at New York on Mar. 21)...led Houston in blocks...topped the Rockets in rebounds eight times and in assists on seven occasions...scored in double figures 22 times, including three 20-point performances...grabbed double-figure rebounds five times and amassed four double-doubles...notched 20 points and a team-high 10 rebounds at Milwaukee on Feb. 17 which included a career high for most three-pointers in a game without a miss (6-6)...recorded at least one block in 16 consecutive games from Nov. 7-Dec. 7, tying his career high...amassed a career-high seven blocks vs. Sacramento on Mar. 3...**Season Highs:** 23 points (at Sacramento, Nov. 13), 12 rebounds (vs. Minnesota, Jan. 13), seven assists (at Minnesota, Mar. 6), seven blocks (vs. Sacramento, Mar. 3), three steals (three times) and 49:34 minutes (vs. Minnesota, Jan. 13).

2008-09 SEASON:

Started 59 of the 60 games in which he appeared for the Rockets and averaged 7.3 points (.410 FG%, .821 FT%), 4.8 rebounds, 2.3 assists and 33.9 minutes...missed a total of 22 games with inflammation in his left foot (the first 15 games from Oct. 29-Nov. 24, one game on Nov. 30 and six games from Dec. 31-Jan. 9)...finished fourth in the voting for NBA Defensive Player of the Year and captured NBA All-Defensive Second Team honors for the second consecutive season...ranked second on the team in blocks...topped the Rockets in rebounds once and in assists on seven occasions...scored in double figures 17 times...grabbed double-figure rebounds once...**Season Highs:** 19 points (vs. New Jersey, Feb. 17), 12 rebounds (at Indiana, Jan. 23), six assists (three times), five steals (vs. Sacramento, Feb. 11), four blocks (vs. Cleveland, Feb. 26) and 44:21 minutes (vs. Detroit, Mar. 18).

2007-08 SEASON:

Saw action in 80 games (78 starts) for the Rockets and averaged 9.3 points (.428 FG%, .743 FT%), 5.1 rebounds, 1.9 assists, 1.13 blocks and 36.3 minutes...missed a pair of games (Apr. 11-13) with a bruised left foot/ankle after injuring it vs. Seattle on Apr. 9...when he sat out vs. Phoenix on Apr. 11 it snapped his career high streak of 221 consecutive games played...finished third in the voting for the NBA Defensive Player of the

Year and earned NBA All-Defensive Second Team honors...was the NBA's Southwest Division Sportsmanship Award recipient...ranked among the NBA leaders in blocks per game (31st) and minutes per game (35th)...led the Rockets in starts, minutes and three-point field goal percentage and ranked second in three-point field goals made and attempted, blocks and games played...topped Houston in rebounds on six occasions and in assists twice...scored in double figures on 36 occasions, including one 20-point effort...grabbed double-figure rebounds three times and recorded one double-double...**Season Highs:** 20 points (vs. Denver, Mar. 2), 12 rebounds (vs. Denver, Nov. 24), six assists (at New Jersey, Dec. 7), five blocks (at New York, Jan. 9), four steals (twice) and 46:24 minutes (vs. L.A. Lakers, Mar. 16).

2006-07 SEASON:

Started all 82 games for the Rockets and averaged 10.1 points (.446 FG%, .779 FT%), 4.1 rebounds, 2.1 assists, 0.96 steals and 36.4 minutes...received the NBA's Southwest Division Sportsmanship Award...was presented the Magic Johnson Award by the Professional Basketball Writer's Association, which is given annually to the player who combines excellence on the court with outstanding cooperation with the media...finished fifth in the voting for NBA Defensive Player of the Year...ranked among the NBA leaders in three-point field goal percentage (12th) and minutes per game (38th)...set single-season career highs in three-point field goals made and attempted, starts and games played...topped the Rockets in points and rebounds four times each and in assists once...scored in double figures 41 times, including five 20-point efforts...grabbed double-figure rebounds once and posted one double-double...set career highs in three-point field goals made (7) and attempted (12) at New Jersey on Dec. 27...recorded a career high in minutes played (51:03) in Los Angeles vs. the Lakers on Dec. 15...**Season Highs:** 28 points (vs. L.A. Clippers, Dec. 23), 10 rebounds (at Indiana, Dec. 26), seven assists (at L.A. Clippers, Dec. 17), four steals (at Memphis, Nov. 7), four blocks (vs. Orlando, Mar. 11) and 51:03 minutes (at L.A. Lakers, Dec. 15).

2005-06 SEASON:

Started all 81 games in which he appeared for Memphis and averaged 10.1 points (.488 FG%, .707 FT%), 5.3 rebounds, 1.7 assists, 1.41 blocks, 1.14 steals and 35.0 minutes...missed one game (Dec. 14) with a sprained right index finger...ranked among the NBA leaders in steals-to-turnover ratio (6th), blocks per game (22nd), field goal percentage (31st) and three-point field goal percentage (33rd)...recorded single-season career highs in field goal percentage, total rebounds and blocks...led Memphis in games played and starts and ranked second in minutes, three-point field goal percentage, offensive rebounds, total rebounds, steals and blocks...topped the Grizzlies in scoring six times, in rebounds 12 times, in blocks 27 times, in steals on 25 occasions, in minutes in 16 games and in assists three times...scored in double figures 44 times, including six 20-point performances...grabbed double-figure rebounds a career-high seven times and tallied four double-doubles...**Season Highs:** 24 points (at New Orleans/Oklahoma City, Mar. 31), 13 rebounds (vs. Toronto, Feb. 21), five assists (three times), five blocks (three times), four steals (at Houston, Dec. 3) and 49:15 minutes (vs. Detroit, Dec. 19).

2004-05 SEASON:

Made 80 appearances (72 starts) for the Grizzlies and averaged 9.9 points (.442 FG%, .789 FT%), 5.2 rebounds, 1.6 assists, 1.14 steals and 31.5 minutes...missed a pair of games (Dec. 15-17) with a sprained

right ankle...received the NBA's Southwest Division Sportsmanship Award...ranked third in the NBA in steals-to-turnover ratio and 26th in three-point field goal percentage...led the Grizzlies in minutes and steals and tied for the team lead in games...topped the team in scoring six times, in rebounds seven times and in assists once...scored in double figures 38 times, including four games with at least 20 points and one 30-point outing...scored a career-high 33 points vs. Toronto on Mar. 4...grabbed double-figure rebounds on five occasions and posted four double-doubles...

Season Highs: 33 points (vs. Toronto, Mar. 4), 14 rebounds (at Phoenix, Jan. 19), five assists (vs. Milwaukee, Jan. 15), five blocks (vs. New Orleans, Jan. 7), four steals (twice) and 43 minutes (vs. L.A. Clippers, Feb. 3).

2003-04 SEASON:

Appeared in 79 games (one start) for Memphis and averaged 8.5 points (.446 FG%, .732 FT%), 3.8 rebounds, 1.3 assists, 1.28 steals and 24.6 minutes...missed a total of three games due to injury (Nov. 8 with a sore right knee, Jan. 25 with a strained rib and Mar. 23 with a sprained shoulder)...captured the NBA's Midwest Division Sportsmanship Award...led the NBA in steals-to-turnover ratio (1.80) and ranked 28th in steals per game...ranked second on the team in steals...topped the Grizzlies in points three times and in rebounds on seven occasions...scored in double figures 31 times, including one 20-point effort...grabbed double-figure rebounds four times and amassed four double-doubles...recorded a four-point play vs. the Lakers on Nov. 10...**Season Highs:** 22 points (at Cleveland, Nov. 29), 14 rebounds (at Denver, Dec. 22), five steals (vs. Seattle, Mar. 18), four assists (four times), four blocks (vs. Sacramento, Dec. 16) and 44 minutes (at Cleveland, Nov. 29).

2002-03 SEASON:

Saw action in 78 games (47 starts) with the Grizzlies and averaged 9.7 points (.483 FG%, .828 FT%), 4.4 rebounds, 1.3 assists, 1.31 steals, 1.13 blocks and 30.6 minutes...missed four games from Dec. 6-11 with a leg infection...finished 14th in the NBA in three-point field goal percentage and 28th in blocks per game...led the Grizzlies in steals...topped the Grizzlies in scoring five times, in rebounds twice and in assists once...scored in double figures 38 times, including three 20-point efforts...grabbed double-figure rebounds twice and recorded a pair of double-doubles...recorded at least one block in a career-high 16 consecutive games from Jan. 31-Mar. 5...**Season Highs:** 22 points (twice), 11 rebounds (at Golden State, Feb. 3), five assists (twice), five steals (vs. New Jersey, Feb. 12), four blocks (four times) and 45 minutes (twice).

2001-02 SEASON:

Started all 78 games in which he appeared for the Grizzlies and averaged 14.4 points (.429 FG%, .700 FT%), 5.4 rebounds, 2.8 assists, 1.55 steals, 1.04 blocks and 39.7 minutes...missed four games due to a strained groin from Jan. 19-24...was an NBA All-Rookie First Team selection...was named the NBA Western Conference Rookie of the Month for December...finished 12th in the NBA in minutes per game and 22nd in steals per game...ranked among the league's rookie leaders in minutes per game (1st), scoring average (2nd), three-point field goal percentage (2nd), steals per game (2nd), rebounds average (3rd), blocks per game (6th) and assists per game (7th)...recorded single-season career highs in minutes, points, field goals made and attempted, free throws made and attempted, offensive rebounds, assists and steals...led Memphis in minutes, three-point field goal percentage and steals

and ranked second in points, field goals made, three-point field goals made and attempted, offensive rebounds and starts...topped the Grizzlies in scoring 16 times, in rebounds on seven occasions and in assists six times...scored in double figures a career-high 65 times, including a career-high 15 games with at least 20 points and one 30-point effort...grabbed double-figure rebounds four times and posted three double-doubles...recorded at least one steal in a career-high 17 consecutive games from Feb. 7-Mar. 15...made his NBA debut on Nov. 1 vs. Detroit...handed out a career-high eight assists vs. Milwaukee on Dec. 18...started for the Rookies in the Rookie Challenge during All-Star Weekend in Philadelphia and tallied 15 points, a team-high three steals and two assists in 23 minutes...**Season Highs:** 30 points (vs. Portland, Nov. 15), 10 rebounds (four times), eight assists (vs. Milwaukee, Dec. 18), five steals (four times), four blocks (vs. Utah, Feb. 5) and 49 minutes (twice).

NBA PLAYOFFS:

2013: Came off the bench in all 22 games in which he appeared for the NBA Champion HEAT and averaged 4.7 points (.290 FG%, .821 FT%), 1.7 rebounds and 17.8 minutes...did not miss any games due to injury but was a DNP-CD once...led the HEAT in charges drawn and ranked third in three-point field goals made and attempted...topped the HEAT in blocks twice and steals once...was Miami's leading scorer off the bench four times and also led the HEAT's reserves in rebounds five times and minutes on three occasions...scored in double figures twice...appeared in all four games in the Opening Round vs. Milwaukee and averaged 5.0 points (.227 FG%, 1.000 FT%), 2.0 rebounds and 24.8 minutes...saw action in all five games in the Eastern Conference Semifinals vs. Chicago and averaged 6.0 points (.286 FG%, .667 FT%), 2.0 rebounds and 21.8 minutes...led the HEAT in three-pointers attempted and ranked second in treys made in the Chicago series...saw action in six games in the Eastern Conference Finals vs. Indiana and averaged 2.3 points (.125 FG%, .800 FT%), 1.5 rebounds and 16.2 minutes...was a DNP-CD in Game 7 on June 3...appeared in all seven games in the NBA Finals vs. San Antonio and averaged 5.6 points (.444 FG%, 1.000 FT%), 1.6 rebounds and 12.4 minutes...was tied for second on the HEAT in treys made...hit a postseason career-high six treys and finished with 18 points (his 2013 postseason high) in the decisive Game 7 of the NBA Finals on June 20...**2012:** Appeared in all 23 games (16 starts) for the NBA Champion HEAT and averaged 7.0 points (.379 FG%, .813 FT%), 3.2 rebounds, 1.2 assists and 33.4 minutes...led the HEAT in three-pointers made and attempted and was third in three-point field goal percentage...his 42 three-pointers made tied Tim Hardaway (1997 postseason) for the second highest single-postseason total by a HEAT player trailing only the 48 by Antoine Walker in 2006 and his 110 three-point attempts marked the third highest single-postseason total by a Miami player...hit multiple treys in 13 of the 23 games...topped the HEAT in blocks six times and in steals four times...scored in double figures seven times and grabbed double-figure rebounds once...posted one double-double...came off the bench in all five games in the Opening Round vs. New York and averaged 6.0 points (.346 FG%, 1.000 FT%), 3.2 rebounds, 1.6 assists, 1.00 steals and 27.6 minutes...started four of the six games in the Eastern Conference Semifinals vs. Indiana and averaged 3.8 points (.212 FG%, .750 FT%), 3.3 rebounds, 1.00 steals and 29.3 minutes...tied for the team high in treys made in the

series vs. Indiana and led Miami in treys attempted... started all seven games in the Eastern Conference Finals vs. Boston and averaged 7.1 points (.360 FG%, .000 FT%), 3.0 rebounds, 1.9 assists, 1.00 steals and 38.1 minutes...recorded his first postseason double-double with 10 points and a postseason career-high 10 rebounds in Game 1 vs. Boston on May 28...recorded a postseason career-high in minutes (46:19) in Game 2 vs. Boston on May 30...started all five games in the NBA Finals vs. Oklahoma City and averaged 11.6 points (.613 FG%, .714 FT%), 3.4 rebounds and 37.4 minutes...his 11.6 ppg scoring average in the Finals vs. OKC marks the highest in his career for any single playoff series...scored in double figures in three of the five Finals games including a pair of 17-point efforts in the first two games and an 11-point output in the series-clinching Game 5...led Miami in field goal percentage and three-point field goals made and attempted vs. OKC...his 15 treys in the Finals fell one shy of tying the NBA Finals record for a five-game series set by current teammate Rashard Lewis (Orlando in 2009)...**2011:** Came off the bench in all 13 games for the Grizzlies and averaged 5.5 points (.439 FG%, .667 FT%), 4.0 rebounds, 1.2 assists and 26.1 minutes...scored in double figures twice...averaged 6.5 points (.500 FG%, .750 FT%), 4.2 rebounds, 1.3 assists and 27.0 minutes in the Opening Round vs. San Antonio...knocked down the go-ahead three-pointer with 23.9 seconds left in Game 1 of the San Antonio series on Apr. 17 to give Memphis its first-ever playoff victory...averaged 4.7 points (.389 FG%, .600 FT%), 3.9 rebounds, 1.0 assists and 25.3 minutes in the Western Conference Semifinals vs. Oklahoma City...**2009:** Started all 13 games for the Rockets and averaged 8.1 points (.407 FG%, .957 FT%), 4.9 rebounds, 2.4 assists, 1.08 steals and 38.2 minutes...led the Rockets in minutes, free throw percentage and steals...scored in double figures three times, including one 20-point effort...averaged 8.5 points (.500 FG%, .909 FT%), 6.0 rebounds, 2.3 assists, 1.17 steals and 39.5 minutes in the Opening Round series vs. Portland...averaged 7.7 points (.340 FG%, 1.000 FT%), 4.0 rebounds, 2.4 assists, 1.00 steals and 37.0 minutes in the Western Conference Semifinals vs. the Lakers...tallied postseason career highs in points (23), field goal attempts (12), three-point field goal attempts (10), and free throws made (6) and attempted (6) in Game 4 vs. the Lakers on May 10...handed out a postseason career-high seven assists in Game 3 vs. the Lakers on May 8...**2008:** Started all six games for the Rockets in the Opening Round vs. Utah and averaged 10.0 points (.444 FG%, .727 FT%), 3.8 rebounds, 1.00 steals and 41.0 minutes...scored in double figures three times, including one 20-point outing...topped the Rockets in three-point field goals made and attempted and ranked second in minutes and blocks...**2007:** Started all seven games for the Rockets in the Opening Round series vs. Utah and averaged 10.3 points (.451 FG%, .875 FT%), 2.6 rebounds, 2.1 assists, 1.71 steals, 1.00 blocks and 38.9 minutes...led the Rockets in three-point field goals made, three-point field goal percentage and blocks and ranked second in three-point field goal attempts and steals...scored in double figures five times...**2006:** Started all four games for the Grizzlies in the Opening Round series vs. Dallas and averaged 6.0 points (.500 FG%, .333 FT%), 5.8 rebounds, 1.00 steals and 32.3 minutes...led the Grizzlies in steals and ranked second in offensive, defensive and total rebounds and minutes...scored in double figures once...**2005:** Started all four games for the Grizzlies in the Opening Round series vs. Phoenix and averaged 7.3 points (.419 FG%, .400 FT%), 6.8 rebounds, 1.5 assists, 1.00 blocks and 29.8

minutes...led Memphis in defensive rebounds and ranked second in offensive and total rebounds, blocks and minutes...scored in double figures once...**2004:** Came off the bench in all four games in the Grizzlies' Opening Round series vs. San Antonio and averaged 4.8 points (.400 FG%, .667 FT%), 3.0 rebounds and 17.3 minutes.

HONORS:

2012-13: Was the recipient of the Magic Johnson Award...**2011-12:** Received the NBA's Southeast Division Sportsmanship Award...**2008-09:** Named to the NBA All-Defensive Second Team...**2007-08:** Was an NBA All-Defensive Second Team selection...captured the NBA's Southwest Division Sportsmanship Award...**2006-07:** Received the NBA's Southwest Division Sportsmanship Award...captured the Magic Johnson Award...**2004-05:** Received the NBA's Southwest Division Sportsmanship Award...**2003-04:** Was the recipient of the NBA's Midwest Division Sportsmanship Award...led the NBA in steals-to-turnover ratio...**2001-02:** Earned NBA All-Rookie First Team honors...was named NBA Western Conference Rookie of the Month for December...started for the Rookies in the Rookie Challenge at All-Star Weekend...captured the NBA Community Assist Award for December.

COLLEGE:

Played four years at Duke University and averaged 13.6 points (.500 FG%, .777 FT%), 6.1 rebounds, 1.82 steals, 1.74 blocks, 1.6 assists and 29.7 minutes in 146 games...graduated Duke as the school's all-time steals leader and also ranked among the top 10 in blocks (2nd), three-point field goals made (3rd) and attempted (3rd), three-point field goal percentage (3rd) and scoring (8th)...had his number 31 jersey retired...was one of only four players in NCAA history to total at least 1,500 points, 500 rebounds, 200 steals, 200 assists and 200 blocks in his career joining Lionel Simmons, Danny Manning and George Evans...as a senior in 2000-01, helped lead Duke to the 2001 NCAA Championship, was named the Final Four Most Outstanding Player and captured both the Naismith College Player of the Year award and the John R. Wooden Award...was a consensus National Player of the Year in 2001 and a First-Team All-American...was selected the 2000-01 NABC National Defensive Player of the Year...was selected the ACC Co-Player of the Year, First Team All-ACC and was the top vote-getter on the ACC All-Defensive Team...was also named to the Academic All-America Team by the College Sports Information Directors of America and Verizon's Academic Athlete of the Year...as a junior in 1999-00, earned Second Team All-America honors, was named First-Team All-ACC and was the NABC Co-Defensive Player of the Year...as a sophomore in 1998-99, was named the NABC Defensive Player of the Year and shot a career-high 54.5 percent from the floor...was selected to the ACC All-Freshman Team in 1997-98.

PERSONAL:

Full name is Shane Courtney Battier...nickname is "Batman"...is the son of Ed and Sandee Battier...married his high school sweetheart, Heidi, in the summer of 2003...the couple has one son (Zeke) and one daughter (Eloise)...has two brothers (Jeremy Battier and Todd Glandt) and two sisters (Ashley Battier and Stephanie Gardner)...his brother Jeremy played football at Duke (2001-04)...graduated Duke with a bachelor's degree in religion...has been a winner on the court throughout his athletic career as his resume includes two NBA championships, an NCAA championship, three high school state championships

and being the all-time winningest player in NCAA basketball history (133 wins)...has also been a champion off the court as he along with his wife, established The Battier Take Charge Foundation (www.takechargefoundation.com), dedicated to providing resources for development and education of underserved youth and teens (focused in the Memphis, Houston, Detroit and Miami areas)...hosted "South Beach Battioke" in Miami and "Clutch City Karaoke" in Houston, when he played for the Rockets, which each benefited scholarships for The Take Charge Foundation...his foundation has awarded 12 college scholarships the last four years...was named Outstanding Young Tennessean in September 2004 by the Greater Mid-South Chamber of Commerce...has served on the boards of St. Jude's Hospital and the Memphis Zoo and serves on the Jr. NBA/Jr. WNBA Advisory Board...when his playing days are over he wants to join the public speaking tour, expand his foundation and coach his kids...in his free time he enjoys playing golf, playing guitar and cooking...is a big believer of sabermetrics...was named the seventh smartest professional athlete by *The Sporting News* in September of 2010...took batting practice and threw out the first pitch prior to the Phillies-Marlins game at Marlins Park on June 30, 2012 and threw out the first pitch before the Nationals-Tigers game at Comerica Park on July 24, 2013...started playing basketball at the age of four...was named to the 2006-08 USA Basketball Senior National Team program on Mar. 5, 2006...won a bronze medal representing the

United States at the 2006 FIBA World Championships in Japan and a gold medal at the 2001 Goodwill Games in Australia...in 1990 he was the Punt, Pass and Kick champion for the state of Michigan...had his number 55 retired by his high school, Detroit Country Day where he won three state championships, was named 1997 Mr. Basketball of Michigan and also captured the Naismith Award as the best high school player in the nation...wears size 14 sneakers.

REGULAR SEASON CAREER HIGHS:

MINS:.....51:03, at L.A. Lakers (12-15-06)
FGM:.....12, vs. Minnesota (3-21-02)
FGA:.....20, two times (last: at San Antonio, 2-19-02)
3-PT FGM:.....7, at New Jersey (12-27-06)
3-PT FGA:.....12, at New Jersey (12-27-06)
FTM:.....9, three times (last: vs. Charlotte, 4-10-05)
FTA:.....12, vs. Toronto (3-4-05)
OR:.....7, four times (last: vs. Minnesota, 1-13-10)
DR:.....12, vs. Memphis (2-5-11)
TOT:.....14, two times (last: at Phoenix, 1-19-05)
AST:.....8, vs. Milwaukee (12-18-01)
STL:.....5, eight times (last: vs. Houston, 4-22-12)
TO:.....6, at L.A. Clippers (4-16-02)
BLK:.....7, vs. Sacramento (3-3-10)
PTS:.....33, vs. Toronto (3-4-05)

POSTSEASON CAREER HIGHS:

MINS:.....46:19, vs. Boston (5-30-12)
FGM:.....7, vs. Utah (4-19-08)
FGA:.....12, vs. L.A. Lakers (5-10-09)
3-PT FGM:.....6, vs. San Antonio (6-20-13)
3-PT FGA:.....10, vs. L.A. Lakers (5-10-09)
FTM:.....6, vs. L.A. Lakers (5-10-09)
FTA:.....6, two times (last: vs. L.A. Lakers, 5-10-09)
OR:.....4, four times (last: at Indiana, 5-20-12)
DR:.....8, vs. Boston (5-28-12)
TOT:.....10, vs. Boston (5-28-12)
AST:.....7, vs. L.A. Lakers (5-8-09)
STL:.....3, seven times (last: vs. Boston, 6-9-12)
TO:.....4, at Dallas (4-26-06)
BLK:.....4, vs. Portland (4-24-09)
PTS:.....23, vs. L.A. Lakers (5-10-09)

NBA REGULAR SEASON

Year Team	G-GS	MIN	FGM-FGA	PCT	3FG-3FGA	PCT	FT-FTA	PCT	OFF-DEF-TOT	AST	PF-DQ	STL	TO	BS	PTS	AVG
01-02 MEM	78-78	3097	412-961	.429	103-276	.373	198-283	.700	180-238-418	216	215-2	121	155	81	1125	14.4
02-03 MEM	78-47	2383	275-569	.483	86-216	.398	120-145	.828	128-217-345	105	207-0	102	68	88	756	9.7
03-04 MEM	79-1	1947	242-543	.446	65-186	.349	120-164	.732	102-201-303	101	187-1	101	56	58	669	8.5
04-05 MEM	80-72	2516	271-613	.442	70-177	.395	180-228	.789	158-255-413	126	201-2	91	75	77	792	9.9
05-06 MEM	81-81	2839	303-621	.488	65-165	.394	147-208	.707	164-265-429	136	223-3	92	90	114	818	10.1
06-07 HOU	82-82	2988	292-654	.446	157-373	.421	88-113	.779	67-271-338	175	190-1	79	72	60	829	10.1
07-08 HOU	80-78	2907	265-619	.428	139-369	.377	75-101	.743	131-276-407	155	196-2	77	78	90	744	9.3
08-09 HOU	60-59	2031	145-354	.410	91-237	.384	55-67	.821	52-233-285	137	114-0	48	49	54	436	7.3
09-10 HOU	67-62	2168	178-447	.398	101-279	.362	77-106	.726	74-238-312	164	139-0	53	64	76	534	8.0
10-11 HOU/MEM	82-59	2375	229-509	.450	102-267	.382	64-93	.688	90-283-373	185	158-1	69	79	81	624	7.6
11-12 Miami	65-10	1499	113-292	.387	62-183	.339	23-37	.622	56-100-156	82	105-1	64	37	33	311	4.8
12-13 Miami	72-20	1786	152-362	.420	136-316	.430	32-38	.842	37-128-165	72	149-1	41	34	55	472	6.6
TOTALS	904-649	28537	2877-6544	.440	1177-3044	.387	1179-1583	.745	1239-2705-3944	1654	2084-14	938	857	867	8110	9.0

NBA PLAYOFFS

Year Team	G-GS	MIN	FGM-FGA	PCT	3FG-3FGA	PCT	FT-FTA	PCT	OFF-DEF-TOT	AST	PF-DQ	STL	TO	BS	PTS	AVG
03-04 MEM	4-0	69	6-15	.400	3-7	.429	4-6	.667	6-6-12	1	17-0	0	4	1	19	4.8
04-05 MEM	4-4	119	13-31	.419	1-7	.143	2-5	.400	10-17-27	6	14-0	2	4	1	29	7.3
05-06 MEM	4-4	129	10-20	.500	2-7	.286	2-6	.333	7-16-23	2	16-0	4	8	2	24	6.0
06-07 HOU	7-7	272	23-51	.451	19-43	.442	7-8	.875	3-15-18	15	20-0	12	8	7	72	10.3
07-08 HOU	6-6	246	20-45	.444	12-25	.480	8-11	.727	7-16-23	3	19-0	6	8	5	60	10.0
08-09 HOU	13-13	496	33-81	.407	17-54	.315	22-23	.957	21-43-64	31	33-0	14	15	9	105	8.1
10-11 MEM	13-0	339	29-66	.439	8-29	.276	6-9	.667	17-35-52	15	27-0	7	6	6	72	5.5
11-12 Miami	23-16	768	53-140	.379	42-110	.382	13-16	.813	15-59-74	27	69-0	22	16	14	161	7.0
12-13 Miami	22-0	392	27-93	.290	26-88	.295	23-28	.821	9-29-38	12	49-1	5	5	6	103	4.7
TOTALS	96-50	2829	214-542	.395	130-370	.351	87-112	.777	95-236-331	112	264-1	72	74	54	645	6.7



FORWARD

MICHAEL BEASLEY



CAREER TRANSACTIONS:

Selected by the HEAT in the first round (second overall) of the 2008 NBA Draft...signed by the HEAT on July 2, 2008...traded by the HEAT to Minnesota in exchange for a pair of second-round draft picks (2011 and 2014) and cash considerations on July 12, 2010...signed with the Phoenix Suns as a free agent on July 20, 2012...was waived by Phoenix on Sept. 3, 2013...signed by the HEAT as a free agent on Sept. 11, 2013.

PROFESSIONAL CAREER:

Has appeared in 354 NBA regular season games (197 starts) during his five-year career and has averaged 14.1 points, 5.2 rebounds, 1.4 assists and 26.4 minutes while shooting 44.7 percent from the floor, 34.5 percent from three-point range and 75.7 percent from the foul line...has missed 32 games due to injury/illness, five as a DNP-CD and three due to personal reasons...was a First Team All-Rookie selection...has scored in double figures on 246 occasions, including 88 games with at least 20 points, 10 games with 30-or-more points and one 40-point performance...his career high for consecutive double-figure scoring games is 32 (Nov. 2, 2010-Jan. 7, 2011)...his longest streak of consecutive 20-point games is six and has occurred twice (Nov. 10-19, 2010 and Apr. 7-Oct. 28, 2009)...has averaged double figures in scoring in each of his five seasons...has grabbed double-figure rebounds on 34 occasions and has posted 33 double-doubles...his longest streak of consecutive double-figure rebound games and consecutive double-doubles is three and both occurred from Apr. 10-14, 2009...his longest streak of consecutive games played is 105 games (Dec. 14, 2008-Jan. 27, 2010)...his career high for most consecutive field goal attempts made is nine (Feb. 12-18, 2009) and his career-high for consecutive free throws made is 20 (Jan. 27-Feb. 3, 2012)...his career high for most free throws made in a game without a miss is 12 (at Houston, Jan. 30, 2012)...has recorded 52 multi-steal games and 40 multi-block performances...has appeared in 12 NBA playoff games (five starts) and has averaged 11.4 points, 6.7 rebounds, 0.8 assists and 26.1 minutes while shooting 40.9 percent from the floor, 33.3 percent from three-point range and 76.9 percent from the foul line...has scored in double figures on eight occasions in postseason play, including one 20-point performance...grabbed double-figure rebounds twice and posted a pair of double-doubles...became just the fifth player to record a double-double in his first postseason game with Miami and the lone rookie to accomplish the feat.

2012-13 SEASON:

Saw action in 75 games (20 starts) for the Phoenix Suns and averaged 10.1 points (.405 FG%, .746 FT%), 3.8 rebounds, 1.5 assists and 20.7 minutes...missed one game due to the flu (Dec. 23 vs. L.A. Clippers)...was a DNP-CD on three occasions and missed three games due to personal reasons (Apr. 9-13)...topped the Suns in scoring 11 times, in blocks eight times, in rebounds on seven occasions, in steals five times and in assists in four games...scored in double figures on 36 occasions, including 12 games with at least 20 points...grabbed double-figure rebounds twice and recorded a pair of double-doubles...had a career-high nine assists at the L.A. Lakers on Nov. 16...tied his career high with five steals vs. the Lakers on Jan. 30...**Season Highs:** 27 points (vs. L.A. Lakers, Jan. 30), 15 rebounds (at Charlotte, Nov. 7), nine assists (at L.A. Lakers, Nov. 16), five steals (vs. L.A. Lakers, Jan. 30), three blocks (twice) and 42:47 minutes (at Charlotte, Nov. 7).

2011-12 SEASON:

Appeared in 47 games (seven starts) with the Minnesota Timberwolves and averaged 11.5 points (.445 FG%, .642

MICHAEL BEASLEY

8

FORWARD



Height:
6'9 1/2"
Weight:
235
Years Pro:
5
Birthdate:
1/9/89 (Cheverly, MD)
High School:
Notre Dame Prep
(Fitchburg, MA)
College:
Kansas State

FT%), 4.4 rebounds, 1.0 assists and 23.1 minutes...missed 11 games with a sprained right foot (Jan. 8-25) and eight games due to a sprained left toe (Mar. 15-Apr. 4)...topped the Wolves in scoring five times...scored in double figures 26 times, including six games with at least 20 points and one 30-point performance...grabbed double-figure rebounds five times and recorded four double-doubles...hit a career-high 20 consecutive free throw attempts from Jan. 27-Feb. 3...scored his 4,000th career point on Feb. 29 at the L.A. Lakers...scored a season-high 34 points off the bench at Houston on Jan. 30, tying the franchise single-game record for points by a reserve and matching the second highest single-game total in the NBA in 2011-12 by a non-starter...**Season Highs:** 34 points (at Houston, Jan. 30), 14 rebounds (vs. Sacramento, Feb. 7), four assists (at Detroit, Apr. 19), two steals (four times), two blocks (three times) and 43:06 minutes (vs. San Antonio, Jan. 2).

2010-11 SEASON:

Started all 73 games in which he appeared for the Timberwolves and averaged 19.2 points (.450 FG%, .753 FT%), 5.6 rebounds, 2.2 assists and 32.3 minutes...missed seven games due to injury and was a DNP-CD twice...set single-season career highs in points, scoring average, field goals made and attempted, three-point field goals made and attempted, free throws made and attempted, assists, blocks and minutes...ranked 20th in the NBA in scoring average...led the Timberwolves in field goals made and attempted, tied for the lead in starts and ranked second in points, scoring average, free throws made and attempted, defensive and total rebounds and minutes...topped the Wolves in scoring on 28 occasions...scored in double figures a career-high 66 times, including career highs in 20-point games (32) and 30-point games (8) and his lone 40-point effort...scored a career-high 42 points at Sacramento on Nov. 10 becoming the youngest player in franchise history to have a 40-point game...scored in double-figures a career-high 32 consecutive games from Nov. 2-Jan. 7...grabbed double-figure rebounds eight times and posted eight double-doubles...played a career-high 48:08 vs. Charlotte on Jan. 5...had a career-high five steals vs. Phoenix on Apr. 6...tallied a career-high four blocks at Portland on Jan. 5 vs. Charlotte...grabbed his 1,000th career rebound vs. the Clippers on Nov. 17...**Season Highs:** 42 points (at Sacramento, Nov. 10), 12 rebounds

Management

Players

12/13 Review

Records

Playoffs

History

All-Time Roster

NBA/NBADL

Opponents

Media

(vs. Charlotte, Jan. 5), seven assists (three times), five steals (vs. Phoenix, Apr. 6), four blocks (at Portland, Dec. 17) and 48:08 minutes (vs. Charlotte, Jan. 5).

2009-10 SEASON:

Started each of the 78 games in which he appeared for the HEAT and averaged 14.8 points (.450 FG%, .800 FT%), 6.4 rebounds, 1.3 assists, 1.03 steals and 29.8 minutes...missed four games due to injury...sat out two games (Jan. 29-30) due to a hyperextended right knee and a pair of games (Mar. 12-14) with a left thigh bruise...ranked among the NBA leaders in rebounds per game (39th), defensive rebounds (46th) and total rebounds (50th)...set single-season career highs in offensive, defensive and total rebounds, free throw percentage, steals and starts...led the HEAT in starts and finished second in points, scoring average, minutes, field goals made and attempted, free throws made and attempted, defensive rebounds and total rebounds...topped Miami in scoring 10 times, in steals 22 times, in rebounds on 16 occasions and in minutes and blocks 13 times each...scored in double figures 60 times, including 22 games with at least 20 points and one 30-point performance...grabbed double-figure rebounds a career-high 11 times and posted a career-high 11 double-doubles...grabbed a career-high six offensive rebounds at Toronto on Nov. 20...hit a career-high four three-point field goals at Utah on Jan. 11...started for the Sophomores in the T-Mobile Rookie Challenge and Youth Jam at All-Star Weekend in Dallas and finished with 26 points, seven rebounds and two assists in 25:43 of action...**Season Highs:** 30 points (at Memphis, Feb. 19), 13 rebounds (twice), five assists (at Dallas, Feb. 20), four steals (vs. Minnesota, Feb. 23), three blocks (vs. New Jersey, Apr. 14) and 41:00 minutes (at Cleveland, Feb. 4).

2008-09 SEASON:

Appeared in 81 games (19 starts) for the HEAT and averaged 13.9 points (.472 FG%, .772 FT%), 5.4 rebounds, 1.0 assists and 24.8 minutes...missed one game (Dec. 12 vs. Atlanta) due to the flu...was selected to the NBA All-Rookie First Team...was named the Eastern Conference Rookie of the Month for April after scoring in double figures in all eight games in April and averaging 20.6 points, 8.6 rebounds and 31.5 minutes while shooting 55.3 percent from the floor...set single-season career highs in games played and field goal percentage...ranked second on the team in scoring average, points, games played, field goals made and attempted, free throws made and attempted, offensive rebounds, defensive rebounds and total rebounds...ranked among the NBA rookie leaders in scoring average (5th), field goal percentage (5th), rebounds per game (6th), free throw percentage (8th) and assists (16th)...led the team in scoring seven times, in rebounds on 13 occasions, in blocks in eight games, in steals seven times and in minutes on five occasions...was the HEAT's leading scorer off the bench a team-high 39 times and topped the Miami reserves in rebounds 37 times, in minutes on 23 occasions, in assists 17 times, in blocks in 16 contests and in steals 15 times...scored in double figures on 58 occasions (second on the team), including 16 games with at least 20 points...scored at least 20 points in a season-high five consecutive games from Apr. 7-15...scored 20+ points in consecutive games off the bench on Jan. 9 (23 at Sacramento) and Jan. 11 (23 at the Lakers) and became only the third rookie in HEAT history to accomplish that feat, joining Harold Miner (1992-93) and Kevin Edwards (1988-89)...recorded his first 20-point game in his third pro game (25 at Charlotte on Nov. 1), among HEAT rookies only Willie Burton (first

game), Steve Smith (first game), Kevin Edwards (second game) and Norris Cole (second game) have done it in fewer games...his ten 20-point games off the bench in 2008-09 tied Kevin Edwards' single-season record and rank second all-time for most 20-point games off the Miami bench...additionally his 28-point effort off the bench vs. Phoenix on Mar. 4 marked the highest single-game point total off the bench by a HEAT rookie and tied the second highest total for any Miami player...grabbed double-figure rebounds on eight occasions, including a career-high three consecutive games from Apr. 10-14...recorded eight double-doubles...had three straight games with at least 23 points and 13 rebounds from Apr. 10-14 to become the first rookie to accomplish the feat since Tim Duncan in 1997-98...hit a career-high nine consecutive field goal attempts from Feb. 12-18...his 11 total rebounds in the first quarter at Atlanta on Apr. 14 marked the high by a HEAT player in any quarter in 2008-09 and allowed him to record a double-double in the first quarter to go along with his 12 first-quarter points...scored a season-high 28 points and also recorded career highs in defensive (14) and total (16) rebounds vs. New York on Apr. 12...set a HEAT rookie single-game record for defensive rebounds with 14 vs. New York on Apr. 12...made his NBA debut starting at New York on Oct. 29 and totaled nine points and four rebounds in 26:59 of action...when he started at New York on Oct. 29 he was the youngest player ever to play in a game for the HEAT (19 years, 294 days old)...started for the Rookies in the T-Mobile Rookie Challenge and Youth Jam at All-Star Weekend in Phoenix and finished with a team-high 29 points, three rebounds, two steals, one assist and one block in a team-high 33:10 of action...**Season Highs:** 28 points (twice), 16 rebounds (vs. New York, Apr. 12), four assists (twice), three steals (twice), three blocks (vs. Washington, Jan. 28) and 47:45 minutes (vs. New Orleans, Apr. 7).

NBA PLAYOFFS:

2010: Started all five of Miami's Opening Round games vs. Boston and averaged 10.4 points (.449 FG%, .778 FT%), 5.8 rebounds and 27.0 minutes...was tied for the team lead in offensive rebounds and ranked second in field goals made and attempted and total rebounds...led Miami in rebounds once and steals once...scored in double figures three times...recorded a postseason career-high three steals in Game 5 at Boston on Apr. 27...**2009:** Came off the bench in all seven Opening Round games for the HEAT vs. Atlanta and averaged 12.1 points (.386 FG%, .765 FT%), 7.3 rebounds, 1.0 assists, 1.00 blocks and 25.4 minutes...ranked second on the team in points, field goals made and attempted, and offensive, defensive and total rebounds...led the HEAT in blocks on three occasions and in rebounds twice...was Miami's leading scorer off the bench five times and also topped the HEAT non-starters in rebounds five times, in minutes and blocks four times each, in assists on three occasions and in steals once...scored in double figures on five occasions, including one 20-point performance...grabbed double-figure rebounds twice and posted a pair of double-doubles...recorded postseason career highs of 22 points and 15 rebounds (the HEAT's 2009 single-game postseason high) in Miami's Game 6 win over Atlanta on May 1 to break Magic Johnson's record as the youngest player to collect at least 20 points and 15 rebounds in an NBA Playoff game, Beasley accomplished the feat at 20 years, 112 days breaking Johnson's record of 20 years, 276 days...made his NBA postseason debut at Atlanta on Apr. 19 and totaled 10 points, 10 rebounds, two assists, two steals and two blocks in 32:09 of playing time, becoming just the fifth HEAT player to record a double-double in his first postseason game with Miami and the lone rookie to accomplish the feat.

MICHAEL BEASLEY

8

HONORS:

2009-10: Was a starter for the Sophomores in the T-Mobile Rookie Challenge and Youth Jam at All-Star Weekend in Dallas...**2008-09:** Was selected to the NBA All-Rookie First Team...was named the Eastern Conference Rookie of the Month for April...started for the Rookies in the T-Mobile Rookie Challenge and Youth Jam at All-Star Weekend in Phoenix.

COLLEGE:

Played one season at Kansas State University before becoming an early entry candidate for the 2008 NBA Draft after his freshman year...started all 33 games for the Wildcats and averaged 26.2 points, 12.4 rebounds, 1.64 blocks, 1.27 steals and 1.2 assists while shooting 53.2 percent from the field, 37.9 percent from three-point range and 77.4 percent from the foul line...was named the National Freshman of the Year by *The Sporting News* and the United States Basketball Writers Association (USBWA)...received the Pete Newell Big Man of the Year award from the National Association of Basketball Coaches (NABC)...earned unanimous First Team All-American honors from the Associated Press, NABC, *The Sporting News* and USBWA...was named to the Wooden Award All-America Team...was named as the Big 12 Player of the Year by the AP and the league coaches...was a unanimous First Team All-Conference and All-Rookie Team selection...established a school career record for 40-point games with three...set KSU single-season records in points (866), scoring average, rebounds (408), field goals made (307), free throws made (216), 30-point games (13) and double-doubles (28)...led the NCAA in rebounding average and ranked third in scoring average...led the nation in 40-point games, 30-point/10-rebound games (13) and 20-point/10-rebounds games (22)...posted a nation-leading 28 double-doubles, breaking the freshman mark previously held by Carmelo Anthony...led Kansas State to its first NCAA Tournament win since 1988 and averaged 23 points and 12 rebounds in his two NCAA Tournament contests...scored a career-high 44 points vs. Baylor on Feb. 23, 2008 and in the process set Big 12 single-game records for points scored and free throw

percentage by hitting a perfect 15-of-15 from the foul line...made his collegiate debut vs. Sacramento State on Nov. 9, 2007 and finished with 32 points, a career-high and Big 12 Conference single-game record 24 rebounds, four assists and four blocked shots in 31 minutes...was a member of the USA Junior National Select Team that defeated the World Select Team at the 2007 Nike Hoop Summit.

PERSONAL:

Full name is Michael Paul Beasley Jr....goes by the nickname "B-Easy"...his mother is Fatima Smith...has two brothers (Leroy Ellison and Malik Smith) and two sisters (Mychaela Beasley and Tiffany Couch)...his god brother is former NBA player DerMarr Johnson...is a childhood friend of Oklahoma City's Kevin Durant...lists his family as his most prized possession...his interests include cars, shopping and playing video games...chose to attend Kansas State University because of his relationship with one of the assistant coaches...is a fan of his hometown Washington Nationals...was named the Most Valuable Player of the 2007 McDonald's All-American Game after a 23-point performance...also earned MVP honors at the adidas Derby Festival Classic and was selected to play in the All-American Brand Jordan Classic...earned *2007 USA Today* All-USA High School Boys Basketball Second Team honors as a senior and Third Team honors as a junior...averaged 28 points, 16 rebounds, 4.5 blocks and 4.0 assists as a senior at Notre Dame Prep, helping lead his team to a 35-3 record and the inaugural Prep School National Championship...averaged 20.1 points, 10.4 rebounds and 4.5 blocks as a junior at Oak Hill Academy in Mouth of Wilson, VA and helped the team win a school-record 40 games...averaged 28 points, 13 rebounds and 4.0 blocks as a sophomore at Riverdale Baptist High School in Upper Marlboro, MD...as a freshman at National Christian Academy in Fort Washington, MD he averaged 30 points and 10 rebounds...wears size 17 sneakers.

REGULAR SEASON CAREER HIGHS:

MINs:.....48:08, vs. Charlotte (1-5-11)
FGM:.....17, at Sacramento (11-10-10)
FGA:.....31, at Sacramento (11-10-10)
3-PT FGM:.....4, three times (last: at L.A. Clippers, 12-8-12)
3-PT FGA:.....8, at Orlando (2-13-12)
FTM:.....12, at Houston (1-30-12)
FTA:.....12, three times (last: at Houston, 1-30-12)
OR:.....6, four times (last: at Charlotte, 11-7-12)
DR:.....14, vs. New York (4-12-09)
TOT:.....16, vs. New York (4-12-09)
AST:.....9, at L.A. Lakers (11-16-12)
STL:.....5, two times (last: vs. L.A. Lakers, 1-30-13)
TO:.....7, at Oklahoma City (3-25-11)
BLK:.....4, at Portland (12-17-10)
PTS:.....42, at Sacramento (11-10-10)

POSTSEASON CAREER HIGHS:

MINs:.....35:38, vs. Atlanta (5-1-09)
FGM:.....11, vs. Atlanta (5-1-09)
FGA:.....25, vs. Atlanta (5-1-09)
3-PT FGM:.....2, at Atlanta (5-3-09)
3-PT FGA:.....4, two times (last: at Atlanta, 5-3-09)
FTM:.....7, at Atlanta (4-29-09)
FTA:.....7, at Atlanta (4-29-09)
OR:.....4, vs. Atlanta (5-1-09)
DR:.....11, vs. Atlanta (5-1-09)
TOT:.....15, vs. Atlanta (5-1-09)
AST:.....3, at Atlanta (4-22-09)
STL:.....3, at Boston (4-27-10)
TO:.....5, at Boston (4-17-10)
BLK:.....2, three times (last: at Atlanta, 5-3-09)
PTS:.....22, vs. Atlanta (5-1-09)

NBA REGULAR SEASON

Year Team	G-GS	MIN	FGM-FGA	PCT	3FG-3FGA	PCT	FT-FTA	PCT	OFF-DEF-TOT	AST	PF-DQ	STL	TO	BS	PTS	AVG
08-09 Miami	81-19	2009	452-957	.472	33-81	.407	186-241	.772	110-329-439	83	184-0	41	121	37	1123	13.9
09-10 Miami	78-78	2328	468-1040	.450	28-102	.275	192-240	.800	123-375-498	100	221-2	80	131	49	1156	14.8
10-11 MIN	73-73	2361	561-1246	.450	60-164	.366	219-291	.753	118-291-409	158	222-3	54	195	52	1401	19.2
11-12 MIN	47-7	1087	221-497	.445	38-101	.376	61-95	.642	39-168-207	45	83-0	18	90	19	541	11.5
12-13 PHO	75-20	1554	310-766	.405	45-144	.313	94-126	.746	52-230-282	111	107-0	31	144	34	759	10.1
TOTALS	354-19	9340	2012-4506	.447	204-592	.345	752-993	.757	442-1393-1835	497	817-5	224	671	191	4980	14.1

NBA PLAYOFFS

Year Team	G-GS	MIN	FGM-FGA	PCT	3FG-3FGA	PCT	FT-FTA	PCT	OFF-DEF-TOT	AST	PF-DQ	STL	TO	BS	PTS	AVG
08-09 Miami	7-0	178	34-88	.386	4-13	.308	13-17	.765	10-41-51	7	14-0	2	11	7	85	12.1
09-10 Miami	5-5	135	22-49	.449	1-2	.500	7-9	.778	10-19-29	3	10-0	4	13	0	52	10.4
TOTALS	12-5	313	56-137	.409	5-15	.333	20-26	.769	20-60-80	10	24-0	6	24	7	137	11.4

1

FORWARD

CHRIS BOSH



CAREER TRANSACTIONS:

Selected in the first round of the 2003 NBA Draft (fourth overall) by the Toronto Raptors...signed a contract extension with the Raptors on July 14, 2006...traded by the Raptors to the HEAT for a pair of first-round draft picks on July 9, 2010.

PROFESSIONAL CAREER:

Has appeared in 717 games during his 10-year NBA career and has made 705 starts...has averaged 19.5 points, 8.9 rebounds, 2.1 assists, 1.11 blocks and 36.4 minutes while shooting 49.6 percent from the floor, 28.8 percent from three-point range and 79.9 percent from the foul line...has missed 80 games due to injury or illness, three for personal reasons and four as a DNP-CD...is a eight-time NBA All-Star...has earned All-NBA Second Team honors and All-Rookie First Team honors once each...has been selected the NBA Eastern Conference Player of the Week six times and Player of the Month once...has scored in double figures on 657 occasions, including 342 games with 20-or-more points, 70 30-point efforts and ten 40-point performances...his longest stretch of consecutive games scoring in double figures is 76 games (Dec. 10, 2008-Dec. 1, 2009)...his longest stretch of consecutive 20-point efforts is 17 (Apr. 5, 2009-Nov. 15, 2009)...has grabbed double-figure rebounds on 300 occasions, including a pair of games with at least 20 rebounds...his longest consecutive streak of double-figure rebound games is 10 (Mar. 26, 2007-Apr. 13, 2007)...has amassed 293 double-doubles and his longest consecutive streak is 10 games (Mar. 26, 2007-Apr. 13, 2007)...has started each of the last 704 games in which he has appeared dating back to Nov. 26, 2003...his longest stretch of consecutive games played is 97 (Feb. 10, 2004-Mar. 16, 2005)...his career high for consecutive field goals made is 17 (Jan. 31, 2007-Feb. 2, 2007) and his career high for consecutive free throws made is 31 (Jan. 18-25, 2006)...his career high for consecutive games with a block is 14 and occurred on two occasions (most recently: Mar. 4, 2005-Apr. 1, 2005)...has hit 10-or-more free throws in a game 105 times...has recorded 213 multi-block games and 134 multi-steal games...ranks among the HEAT's all-time leaders in free throw percentage (3rd), field goal percentage (4th), free throws made (10th), double-doubles (11th), free throws attempted (12th), defensive rebounds (12th), total rebounds (12th), double-figure scoring efforts (12th), blocked shots (12th), points (13th), field goals attempted (13th), starts (13th), field goals made (14th) and minutes (17th)...is the Raptors' all-time leader in points, total rebounds, offensive rebounds, defensive rebounds, free throws made, blocks, minutes, games started and double-doubles...has appeared in 69 postseason games (65 starts), 1.19 blocks and 35.4 minutes while shooting 46.4 percent from the floor, 36.4 percent from three-point range and 80.7 percent from the line...has scored in double figures in 57 postseason contests, including 19 games with at least 20 points and three 30-point efforts...has grabbed double-figure rebounds 23 times in postseason play and has recorded 21 double-doubles...ranks among the HEAT's postseason leaders in field goals attempted (3rd), double-doubles (tied-3rd), double-figure scoring efforts (tied-3rd), points (4th), field goals made (4th), free throws made (4th), blocks (4th), starts (tied-4th), 20-point games (5th), free throws attempted (5th), offensive rebounds (5th), defensive rebounds (5th), total rebounds (5th), steals (tied-5th), minutes (6th), dunks (6th) and games played (tied-7th)...started three of the seven NBA All-Star Games in which he has appeared and has averaged 11.9 points, 5.9 rebounds, 1.3 assists and 22.0 minutes...sat out one All-Star Game due to injury.

CHRIS BOSH

FORWARD



Height:
6'11"
Weight:
235
Years Pro:
10
Birthdate:
3/24/84 (Dallas, TX)
High School:
Lincoln (Dallas, TX)
College:
Georgia Tech

2012-13 SEASON:

Started all 74 games in which he appeared for the HEAT and averaged 16.6 points (.535 FG%, .798 FT%), 6.8 rebounds, 1.7 assists, 1.36 blocks and 33.2 minutes...missed a total of six games due to injury/illness and was a DNP-CD the final two games of the season...sat out three games (Dec. 22 and Apr. 9-10) with a cold, two games (Feb. 6-8) with the flu and one game (Apr. 6) with a sore right knee...was named a starter by Head Coach Erik Spoelstra for the Eastern Conference All-Stars at All-Star Weekend in Houston...ranked among the NBA leaders in field goal percentage (14th), blocks per game (17th), scoring average (32nd), field goals made (33rd), free throws made (37th) and attempted (35th), rebound average (38th), points (39th), double-doubles (tied-45th) and field goals attempted (50th)...led the HEAT in offensive rebounds and blocks, ranked second in field goal percentage, minutes played, defensive and total rebounds, double-doubles, double-figure scoring and rebound efforts and was third in field goals made and attempted, free throws made and attempted, points, 20-point games and dunks...recorded single-season career highs in three-point field goals made and attempted and also in field goal percentage...topped the HEAT in scoring nine times, in blocks a team-high 31 times, in rebounds on 26 occasions, in steals 10 times, in minutes seven times and in assists twice...scored in double figures 68 times, including 21 games with at least 20 points, two games of 30-or-more and one 40-point performance...his 40-point outing against Denver on Nov. 3 is his high as a member of the HEAT and tied for the team high this season...grabbed double-figure rebounds 15 times and recorded 15 double-doubles...hit a career-high three three-point field goals at San Antonio on Mar. 31 including the game-winner with 1.9 seconds left and the HEAT down two...hit a season-high 11 consecutive field goal attempts from Feb. 12-14, the third best streak on the team in 2012-13...scored his 13,000th career point vs. Cleveland on Nov. 24...grabbed his 6,000th career rebound at Washington on Dec. 4...**Season Highs:** 40 points (vs. Denver, Nov. 3), 18 rebounds (vs. Milwaukee, Nov. 21), six assists (at Charlotte, Apr. 5), six steals (at L.A. Lakers, Jan. 17), four blocks (six times) and 46:16 minutes (at Boston, Jan. 13).

2011-12 SEASON:

Started all 57 games in which he saw action for Miami and averaged 18.0 points (.487 FG%, .821 FT%), 7.9 rebounds, 1.8 assists and 35.2 minutes...missed the final six games of the season (Apr. 18-26) with a slight

Management

Players

12/13 Review

Records

Playoffs

History

All-Time Roster

NBA/NBADL

Opponents

Media

CHRIS BOSH

1

right hamstring strain and three games (Mar. 1-4) due to personal reasons...was selected an Eastern Conference reserve for the All-Star Game in Orlando...ranked among the NBA leaders in scoring average (24th), minutes per game (24th), defensive rebounds (25th), rebounds per game (26th), field goals made (32nd), field goal percentage (32nd), total rebounds (33rd) and free throw percentage (38th)...led the HEAT in free throw percentage, ranked second in minutes played, defensive rebounds, double-figure scoring efforts, double-doubles and dunks and finished third in points, scoring average, field goals made and attempted, free throws made and attempted, total rebounds and starts...topped Miami in scoring eight times, in rebounds 24 times, in minutes on 14 occasions, in blocks 11 times, in steals seven times and in assists three times...scored in double figures on 51 occasions, including 22 games with at least 20 points and five 30-point performances...grabbed double-figure rebounds on 12 occasions and posted 11 double-doubles...his 11 consecutive field goals made from Jan. 24-25 was the HEAT high in 2011-12...played his 600th career game on Jan. 19 vs. the L.A. Lakers...**Season Highs:** 35 points (vs. Cleveland, Jan. 24), 16 rebounds (at Atlanta, Feb. 12), five assists (four times), four steals (vs. San Antonio, Jan. 17), four blocks (at Chicago, Apr. 12) and 47:20 minutes (at Atlanta, Jan. 5).

2010-11 SEASON:

Started all 77 games in which he appeared for the HEAT and averaged 18.7 points (.496 FG%, .815 FT%), a team-leading 8.3 rebounds, 1.9 assists and 36.3 minutes...missed four games due to a sprained left ankle (Jan. 18-28) and was a DNP-CD in the season finale at Toronto (Apr. 13)...was selected an Eastern Conference reserve for the NBA All-Star Game in Los Angeles...ranked among the NBA leaders in free throw attempts (14th), defensive rebounds (15th), free throws made (tied-17th), double-doubles (tied-19th), rebounds per game (20th), total rebounds (21st), minutes per game (23rd), scoring average (24th), field goals made (28th), field goals attempted (tied-29th) and field goal percentage (38th)...led the HEAT in offensive and total rebounds...topped Miami in scoring eight times, in rebounds a team-high 32 times, in blocks on 14 occasions, in minutes and steals 11 times each and in assists once...scored in double figures on 74 occasions, including 34 games with at least 20 points and three 30-point efforts...grabbed double-figure rebounds a team-high 28 times and posted 28 double-doubles...grabbed his 5,000th career rebound at Washington on Dec. 18...**Season Highs:** 35 points (vs. Phoenix, Nov. 17), 17 rebounds (at Sacramento, Dec. 11), six assists (vs. Denver, Mar. 19), four steals (twice), three blocks (twice) and 43:38 minutes (at Portland, Jan. 9).

2009-10 SEASON:

Started all 70 games he appeared in for the Raptors and averaged 24.0 points (.518 FG%, .797 FT%), 10.8 rebounds, 2.4 assists, 0.97 blocks and 36.1 minutes...missed a total of 12 games due to injury or illness...missed six games (Feb. 19-Mar. 1) due to a sprained left ankle...sat out one game (Mar. 5) due to a stomach virus...missed the final five games of the season (Apr. 7-14) with a displaced nasal fracture that occurred as a result of an inadvertent elbow to the face with 9:32 left in the first quarter in Cleveland on Apr. 6 and required surgery the following day...was selected an Eastern Conference reserve and had 23 points (including the game-winning free throw with five seconds left), 10 rebounds, two steals and one assist in 29:08 minutes at the NBA All-Star Game in his hometown of Dallas...was

a two-time NBA Eastern Conference Player of the Week (weeks ending Jan. 31 and Apr. 4)...received the 2010 Magic Johnson Award from the Pro Basketball Writers Association for his steady cooperation with the media...was the only player in the NBA to rank in the Top 10 in both rebounding (6th) and in scoring (9th)...set career highs in scoring average and rebound average...led Toronto in scoring average, points, field goal percentage, field goals made and attempted, free throws made and attempted, offensive, defensive and total rebounds, minutes per game and double-doubles...topped the Raptors in scoring 55 times and in rebounds on 53 occasions...scored in double figures on 68 occasions, including a career-high 53 20-point performances, 15 games with at least 30 points and a pair of 40-point efforts...grabbed double-figure rebounds a career-high 49 times and posted a career-high and franchise record 49 double-doubles...became the Raptors' all-time leading scorer on Jan. 3 vs. San Antonio...scored his 10,000th career point on Mar. 17 vs. Atlanta...played his 500th career game at New Jersey on Mar. 20...scored a career-high 44 points at Milwaukee on Jan. 20...**Season Highs:** 44 points (at Milwaukee, Jan. 20), 18 rebounds (vs. Miami, Jan. 27), seven assists (twice), five steals (vs. Golden State, Apr. 4), four blocks (twice) and 46:03 minutes (at Philadelphia, Apr. 3).

2008-09 SEASON:

Started all 77 games in which he appeared and averaged 22.7 points (.487 FG%, .817 FT%), 10.0 rebounds, 2.5 assists, 1.00 blocks and 38.0 minutes...missed five games (Feb. 6-18) due to a strained right knee...was selected as an Eastern Conference reserve for the NBA All-Star Game in Phoenix but did not play due to a strained right knee...was named the NBA Eastern Conference Player of the Week for the week ending Nov. 2...set franchise single-season records in free throws made and attempted...set career highs in field goals made and attempted, free throws made and attempted, offensive, defensive and total rebounds, assists and points...ranked among the NBA leaders in free throws made (3rd) and attempted (4th), rebounding (6th) and scoring (10th)...joined Dwight Howard as the only NBA players to average 20 points and 10 rebounds in 2008-09...led the Raptors in scoring average, points, field goals made and attempted, free throws made and attempted, offensive, defensive and total rebounds, minutes played, starts and double-doubles...topped the Raptors in scoring 48 times and in rebounds on 52 occasions...scored in double figures a career-high 75 times, including 47 games with at least 20 points and a career-best 17 30-point performances...grabbed double-figure rebounds 44 times and amassed 43 double-doubles...became Toronto's all-time leader in offensive rebounds vs. Detroit on Nov. 5...**Season Highs:** 42 points (vs. New Jersey, Nov. 21), 19 rebounds (at Chicago, Apr. 15), seven assists (vs. Atlanta, Nov. 28), seven steals (at Chicago, Jan. 23), three blocks (seven times) and 47:17 minutes (vs. Detroit, Mar. 13).

2007-08 SEASON:

Started all 67 games in which he saw action and averaged 22.3 points (.494 FG%, career-high .844 FT%), 8.7 rebounds, 2.6 assists, 1.00 blocks and 36.2 minutes...missed a total of 15 games due to injury, five (Nov. 30-Dec. 7) due to a strained right groin and 10 (Mar. 2-17) with a sore right knee...was named an Eastern Conference starter (replacing the injured Kevin Garnett) at the NBA All-Star Game in New Orleans...was selected the Atlantic Division winner of the NBA Sportsmanship Award...earned Eastern Conference Player of the Week honors for the week ending Jan. 13...finished 10th in the NBA in scoring and free throws made and attempted...led the Raptors in scoring

CHRIS BOSH

1

average, points, field goals made and attempted; free throws made and attempted, offensive, defensive and total rebounds and double-doubles...topped the team in scoring 40 times and in rebounds on 38 occasions...became Toronto's all-time leading rebounder on Dec. 18 against the Clippers in L.A., its' all-time leading shot blocker at Seattle on Dec. 21 and its' all-time leader in both free throws made and attempted on Jan. 16 vs. Sacramento...set career highs in both free throws made (22) and attempted (24) at Phoenix on Dec. 22, with his 22 makes the NBA season high and also tying the Raptors' single-game record...scored in double figures on 63 occasions, including 42 games with at least 20 points, 13 games with 30-or-more points and a career-high four 40-point performances (tying the franchise single-season record)...grabbed double-figure rebounds 28 times and posted 28 double-doubles...**Season Highs:** 42 points (at Phoenix, Dec. 22), 19 rebounds (at Memphis, Nov. 21), nine assists (vs. Denver, Mar. 23), five blocks (vs. Boston, Nov. 4), four steals (vs. L.A. Clippers, Feb. 8) and 55:25 minutes (vs. Portland, Jan. 13).

2006-07 SEASON:

Started each of the 69 games in which he saw action and averaged 22.6 points (.496 FG%, .785 FT%), 10.7 rebounds, 2.5 assists, 1.30 blocks and 38.5 minutes...missed 12 games (Dec. 10-30) due to a left knee bone bruise and one game (Apr. 17 at Detroit) as a DNP-CD...earned All-NBA Second Team honors...was chosen as an Eastern Conference starter for the first time in his career at the NBA All-Star Game in Las Vegas...was named the NBA Eastern Conference Player of the Month for January...was named the NBA Eastern Conference Player of the Week for the week ending Apr. 1...ranked 12th in the NBA in scoring average and tied for 10th in minutes...led Toronto in scoring average, points, field goals made and attempted, free throws made and attempted, offensive, defensive and total rebounds, blocked shots and minutes...led the team in scoring 49 times and in rebounding on 60 occasions...scored in double figures in all 69 games, including 46 games with at least 20 points, seven 30-point performances and one 40-point outing...grabbed double-figure rebounds 42 times, including one 20-rebound effort...posted 42 double-doubles, including a career-high 10 consecutive from Mar. 26-Apr. 13 to set a franchise record...became the Raptors' all-time leader in double-doubles on Mar. 30 at Washington...made a career-high 17 consecutive field goal attempts over two games from Jan. 31-Feb. 2, the longest streak in the NBA since Alonzo Mourning hit 19 in a row for Miami in February 2000...recorded his second career 20-point/20-rebound game with 23 points and a career-high tying 22 rebounds (including a career-high 10 offensive) at Golden State on Nov. 14...**Season Highs:** 41 points (vs. Orlando, Feb. 7), 22 rebounds (at Golden State, Nov. 14), seven assists (vs. New York, Apr. 15), six blocks (at Milwaukee, Jan. 10), four steals (at Philadelphia, Apr. 6) and 48:00 minutes (vs. New York, Apr. 15).

2005-06 SEASON:

Started all 70 games in which he appeared and averaged 22.5 points (.505 FG%, .816 FT%), 9.2 rebounds, 2.6 assists, 1.13 blocks and 39.3 minutes...missed the final 12 games of the season (Mar. 29-Apr. 19) due to a sprained left thumb which occurred at Milwaukee on Mar. 26...was selected as an Eastern Conference reserve for the NBA All-Star Game in Houston...was named the NBA Eastern Conference Player of the Week for the week ending Feb. 5...was the only player in the NBA to average at least 22 points and shoot better than 50 percent from the floor and 80 percent from the foul line...ranked among the NBA leaders in minutes per game (11th), rebounding (12th), scoring average (14th)

and double-doubles (14th)...led the Raptors in scoring average, field goal percentage, free throws made and attempted, offensive, defensive and total rebounds, blocked shots and double-doubles...topped the team in scoring 37 times and in rebounding on 46 occasions...scored in double figures on 68 occasions, including 48 games with at least 20 points and six 30-point performances...grabbed double-figure rebounds 32 times and posted 32 double-doubles...set a franchise-record by posting double-digit free throws made in five consecutive games from Dec. 2-14...**Season Highs:** 37 points (at Detroit, Dec. 27), 17 rebounds (at Philadelphia, Nov. 15), eight assists (at Boston, Mar. 22), four blocks (three times), three steals (at Miami, Feb. 27) and 51:25 minutes (vs. Atlanta, Mar. 1).

2004-05 SEASON:

Started all 81 games in which he appeared and averaged 16.8 points (.471 FG%, .760 FT%), 8.9 rebounds, 1.9 assists, 1.40 blocks, 0.94 steals and 37.2 minutes...missed one game due to injury (Mar. 18 at Detroit due to a sore lower back)...was named the NBA Eastern Conference Player of the Week for the week ending Jan. 9...led the Raptors in starts, free throws made and attempted, offensive, defensive and total rebounds, double-doubles and blocks...ranked among the NBA leaders in double-doubles (12th), free throw attempts (16th), rebounding (17th), blocks (26th), minutes (27th) and scoring average (32nd)...set career highs in starts, minutes, blocks and steals...topped the Raptors in scoring 21 times and in rebounds on 46 occasions...scored in double figures 70 times, including 25 games with at least 20 points and a pair of 30-point efforts...grabbed double-figure rebounds 32 times, including one 20-rebound performance...posted 32 double-doubles...recorded 24 points and a career-high 22 rebounds at Philadelphia on Mar. 25 to become the fourth youngest player in NBA history to record 20 points and 20 rebounds in a game...grabbed his 1,000th career rebound at New Jersey on Feb. 22 to become the third youngest player in NBA history to reach that milestone...tallied 26 points and recorded game highs of 14 rebounds and four blocks as a member of the Sophomore team in the Rookie Challenge during All-Star Weekend in Denver...**Season Highs:** 33 points (at New Orleans, Mar. 6), 22 rebounds (at Philadelphia, Mar. 25), five assists (four times), five blocks (twice), three steals (four times) and 48 minutes (vs. Atlanta, Mar. 11).

2003-04 SEASON:

Started 63 of the 75 games in which he appeared and averaged 11.5 points (.459 FG%, .701 FT%), 7.4 rebounds, 1.41 blocks, 1.0 assists and 33.5 minutes...missed a total of seven games due to injury...missed four games (Jan. 9-15) due to a right knee strain which occurred vs. Cleveland on Jan. 7 and missed three games (Feb. 4-8) with a sprained right ankle which occurred at Philadelphia on Feb. 3...named to the NBA All-Rookie First Team...ranked 24th in the NBA in blocks and tied for 28th in rebounding...topped all NBA rookies in rebounding and blocks, ranked second in double-doubles and fifth in scoring, field goal percentage and minutes...set a franchise record for most rebounds in a rookie season...topped the team in scoring four times and in rebounds on 19 occasions...scored in double figures on 51 occasions, including four 20-point performances...grabbed double-figure rebounds 18 times and amassed 13 double-doubles...made his first NBA start at Sacramento on Nov. 14...made his NBA debut vs. New Jersey on Oct. 29 and totaled 11 points, four rebounds and two blocks in 24 minutes...scored

CHRIS BOSH

1

25 points vs. Houston on Nov. 16, his highest scoring output off the bench in his career...played for the Rookie team in the Rookie Challenge during All-Star Weekend in Los Angeles...**Season Highs:** 25 points (vs. Houston, Nov. 16), 16 rebounds (twice), six blocks (twice), four assists (vs. Atlanta, Dec. 5), three steals (seven times) and 46 minutes (at Miami, Nov. 29).

NBA PLAYOFFS:

2013: Started all 23 games for the NBA Champion HEAT and averaged 12.1 points (.458 FG%, .733 FT%), 7.3 rebounds, 1.57 blocks, 1.5 assists and 32.7 minutes...led the HEAT in blocks, was tied for the lead in offensive rebounds and ranked second in defensive and total rebounds...topped Miami in blocks a team-high 10 times, in rebounds seven times and in steals on three occasions...scored in double figures on 17 occasions, including a pair of 20-point efforts...grabbed double-figure rebounds six times and posted six double-doubles...averaged 12.8 points (.538 FG%, .667 FT%), 8.0 rebounds, 1.75 blocks, 1.0 assists and 30.5 minutes in the Opening Round vs. Milwaukee...averaged 13.6 points (.500 FG%, .625 FT%), 8.6 rebounds, 2.20 blocks, 2.0 assists and 33.4 minutes in the Eastern Conference Semifinals vs. Chicago...led the HEAT in blocks and offensive, defensive and total rebounds in the Chicago series and ranked second in points and minutes...scored 20 points and recorded postseason career highs in both defensive (14) and total (19) rebounds in Game 3 at Chicago on May 10...averaged 11.0 points (.377 FG%, .850 FT%), 4.3 rebounds, 1.00 blocks and 31.6 minutes in the Eastern Conference Finals vs. Indiana...averaged 11.9 points (.462 FG%, .733 FT%), 8.9 rebounds, 2.1 assists, 1.57 blocks and 34.3 minutes in the NBA Finals vs. San Antonio...led the HEAT in offensive rebounds and blocks vs. the Spurs...recorded four double-doubles in the Finals including three straight games from June 9-13...grabbed an offensive rebound with 6.3 seconds remaining in regulation in Game 6 on

June 18 and fed Ray Allen for his game-tying three-point field goal with 5.2 seconds remaining which forced overtime...his block of a Danny Green three-point attempt with 1.2 seconds left in overtime secured Miami's three-point win in Game 6 and forced a decisive Game 7...**2012:** Saw action in 14 games (10 starts) for the NBA Champion HEAT and averaged 14.0 points (.493 FG%, .827 FT%), 7.8 rebounds, 1.00 blocks and 31.4 minutes...missed nine games due to an abdominal strain suffered late in the first half of Game 1 in the Eastern Conference Semifinals vs. Indiana on May 13...led the HEAT in free throw percentage and finished second in rebound average and blocks per game...topped the HEAT in rebounds five times and in blocks on seven occasions...scored in double figures in 10 contests, including a pair of 20-point performances...grabbed double-figure rebounds three times and posted a pair of double-doubles...started all five games in the Opening Round vs. New York and averaged 15.0 points (.510 FG%, .821 FT%), 7.2 rebounds, 1.2 assists and 33.4 minutes...led Miami in field goal percentage, free throw percentage and total rebounds in the Opening Round series and tied for the team lead in offensive and defensive rebounds...started the only game in the Eastern Conference Semifinals vs. Indiana in which he appeared and totaled 13 points and five rebounds in 16 minutes before suffering an abdominal strain late in the first half of Game 1 that would force him to miss the rest of the series and the first four games of the next series...came off the bench in each of the three games in which he appeared in the Eastern Conference Finals vs. Boston after returning from injury in Game 5 on June 5 and averaged 11.7 points (.538 FG%, .800 FT%), 7.0 rebounds, 1.33 blocks and 24.7 minutes...hit a postseason career-high three three-point field goals in the series-clinching Game 7 vs. Boston on June 9...appeared in all five games of the NBA Finals vs. Oklahoma City (starting the final four) and averaged 14.6 points (.452 FG%, .882 FT%), 9.4 rebounds, 1.20 blocks and 36.6 minutes...led Miami in free throw percentage in the Finals and tied for the team lead in offensive rebounds and blocks and ranked second in defensive and total rebounds...scored in double figures in



CHRIS BOSH

1

all five games in the Finals, including a 2012 postseason-high 24 points in the series clincher on June 21...also grabbed double-figure rebounds twice vs. OKC, offensive 15 in Game 2 at OKC on June 14, and posted a pair of double-doubles...**2011:** Started all 21 games for the HEAT and averaged 18.6 points (.474 FG%, .814 FT%), 8.5 rebounds, 1.1 assists and 39.7 minutes...led the HEAT in free throw percentage, rebound average, offensive rebounds and total rebounds and ranked second in minutes played, field goal percentage and defensive rebounds...topped Miami in scoring three times, in rebounds eight times, in steals and blocks four times each and in assists once...scored in double figures 19 times, including nine 20-point games and two 30-point performances...grabbed double-figure rebounds nine times and amassed eight double-doubles...averaged 19.8 points (.481 FG%, .781 FT%), 9.0 rebounds, 1.20 blocks, 1.00 steals and 39.8 minutes in the Opening Round vs. Philadelphia...averaged 12.8 points (.404 FG%, .786 FT%), a team-high 10.2 rebounds, 1.4 assists, 1.00 steals, 1.00 blocks and 38.4 minutes in the Eastern Conference Semifinals vs. Boston...averaged 23.2 points (.600 FG%, .914 FT%), 7.6 rebounds, 1.2 assists, 1.00 blocks and 41.4 minutes vs. Chicago in the Eastern Conference Finals...led Miami in defensive rebounds and both field goal and free throw percentage in the series vs. Chicago and tied for the team lead in field goals made...scored at least 20 points in four of the five games vs. Chicago, including a pair of 30-point efforts...averaged 18.5 points (.413 FG%, .778 FT%), 7.3 rebounds, 1.0 assists and 39.5 minutes vs. Dallas in the NBA Finals...led Miami in free throws made and total rebounds and tied for the team lead in offensive rebounds vs. the Mavs...**2008:** Started all five games in Toronto's Opening Round series vs. Orlando and averaged a series-best 24.0 points (.472 FG%, .833 FT%), 9.0 rebounds, 3.2 assists and 39.8 minutes...led the Raptors in points, field goals made and attempted, free throws made and attempted, offensive, defensive and total rebounds and steals...topped Toronto in scoring and rebounding three times each...scored in double figures in all five games, including three games with at least 20 points and one 30-point performance...grabbed double-figure rebounds twice and recorded a pair of double-doubles...recorded postseason career highs in points (39) and field goals made (16) and grabbed 15 rebounds in Game 4 at Toronto on Apr. 26...his nine offensive rebounds in Game 4 set a franchise postseason record and his 39-point effort tied the second-highest single-game output in the Raptors' postseason history...was a perfect 13-13 from the foul line in Game 1 at Orlando on Apr. 20, matching Toronto's postseason record for free throws made in a game...**2007:** Started all six games in Toronto's Opening Round series vs. New Jersey and averaged 17.5 points (.396 FG%, .842 FT%), 9.0 rebounds, 2.5 assists, 1.83 blocks and 37.0 minutes...topped the Raptors in points, field goal attempts, free throws made, free throw percentage, defensive rebounds, total rebounds and blocks...led Toronto in scoring twice, in rebounds on three occasions and in assists once...scored in double figures in all six games, including three 20-point performances...grabbed double-figure rebounds on three occasions and posted three double-doubles...made his NBA postseason debut in Game 1 vs. New Jersey on Apr. 21 and tallied 22 points, five rebounds, three assists and one steal in 33:55 minutes.

OLYMPICS:

2008: Was a member of the USA Basketball Senior National Team that went 8-0 and captured the gold medal at the 2008 Summer Olympic Games in Beijing, China...came off the bench in all eight games and averaged 9.1 points, a team-leading 6.1 rebounds and 17.2 minutes...connected on a team-leading 77.4 percent (24-31) of his field goal attempts and also led

the squad in defensive rebounds and total rebounds...led the team in scoring once and in rebounds four times.

HONORS:

2012-13: Was an Eastern Conference starter at the NBA All-Star Game...**2011-12:** Was selected an Eastern Conference reserve for the NBA All-Star Game...**2010-11:** Was selected an Eastern Conference reserve for the NBA All-Star Game...**2009-10:** Was selected an Eastern Conference reserve for the NBA All-Star Game...was a two-time Eastern Conference Player of the Week (weeks ending Jan. 31 and Apr. 4)...received the Magic Johnson Award...**2008-09:** Was selected an Eastern Conference reserve to play in the NBA All-Star Game but did not play due to a sprained knee...was named the NBA Eastern Conference Player of the Week for the week ending Nov. 2...**2007-08:** Was an Eastern Conference starter at the NBA All-Star Game...was named the NBA Eastern Conference Player of the Week for the week ending Jan. 13...received the Atlantic Division Sportsmanship Award...**2006-07:** Named to the All-NBA Second Team...was an Eastern Conference starter at the NBA All-Star Game...captured NBA Eastern Conference Player of the Month honors for January...was named the NBA Eastern Conference Player of the Week for the week ending Apr. 1...**2005-06:** Was selected an Eastern Conference reserve for the NBA All-Star Game...was named the NBA Eastern Conference Player of the Week for the week ending Feb. 5...**2004-05:** Was selected the NBA Eastern Conference Player of the Week for the week ending Jan. 9...started for the Sophomore team in the Rookie Challenge at All-Star Weekend...received the NBA's Community Assist Award for June 2005...**2003-04:** Was named to the NBA All-Rookie First Team...was a member of the Rookie team in the Rookie Challenge at All-Star Weekend.

COLLEGE:

Played one season at Georgia Tech before becoming an early entry candidate in 2003...started all 31 games in which he appeared for the Yellow Jackets and averaged 15.6 points, a team-leading 9.0 rebounds and 2.16 blocks...captured ACC Rookie of the Year honors...was named to the All-ACC Second Team, the ACC All-Defensive Team and the ACC All-Rookie Team...earned a spot on the United States Basketball Writers Association National All-Freshman Team...led the ACC in field goal percentage, joining Antawn Jamison as the only freshman to accomplish that feat...also topped the ACC in blocks, ranked second in rebounds and double-doubles and eighth in points.

PERSONAL:

Full name is Christopher Wesson Bosh...lists his parents Noel and Freida Bosh as the people that made a difference in his life...has a brother (Joel Bosh)...has a daughter (Trinity) and a son (Jackson)...married his wife Adrienne in July 2011...has his own website (www.chrisbosh.com)...has his own Foundation (Team Tomorrow, Inc.) which is dedicated to supporting community-based organizations that promote the upliftment of children, families and the community...his hobbies include reading and playing with his kids...his most prized possession is his family...entered a partnership with the Frieze ice cream shop in Miami Beach where a portion of the proceeds from his Chris Bosh inspired flavor "Bosh Frieze Frenzy" benefits his Foundation...has made cameos in his favorite TV show *Entourage* (summer of 2010), *Law & Order: SVU* (fall of 2011), *Go On* (fall of 2012) and *Parks and Recreation* (fall of 2013)...was appointed Editor at Large for *Ocean Drive* magazine in 2010 and has a regular feature describing his favorite things in Miami...

CHRIS BOSH

1

created the now famous "Used Car Salesman" skit and posted it on YouTube to garner votes for the 2008 All-Star Game...is a member of Hoop Heroes, an initiative that pairs NBA players and corporate sponsors to support children served by After School All-Stars, a national organization that provides comprehensive programming to middle school children in 13 cities across the country, as part of the program he agreed to donate \$20 per rebound during the regular season with a \$5,000 minimum yearly donation...made a one million dollar charitable commitment to various community legacy programs after signing his contract extension with the Raptors in 2006...is a fan of his hometown Dallas Cowboys and Texas Rangers...was named to the US Senior National Team on Mar. 5, 2006 and was a member of the US team that won the bronze medal at the 2006 FIBA World Championships...was named a Parade All-American, McDonald's All-American and Mr. Basketball in the state of Texas as a senior after leading Lincoln High School to a 40-0 record and a state championship...was a member of the National Honor Society in high school...wears size 14 sneakers.



REGULAR SEASON CAREER HIGHS:

MINS: 55:25, vs. Portland (1-13-08)
FGM: 16, two times (last: at New Jersey, 3-20-10)
FGA: 31, vs. Detroit (3-13-09)
3-PT FGM: 3, at San Antonio (3-31-13)
3-PT FGA: 5, at San Antonio (3-31-13)
FTM: 22, at Phoenix (12-22-07)
FTA: 24, at Phoenix (12-22-07)
OR: 10, at Golden State (11-14-06)
DR: 18, at Philadelphia (3-25-05)
TOT: 22, two times (last: at Golden State, 11-14-06)
AST: 9, vs. Denver (3-23-08)
STL: 7, at Chicago (1-23-09)
TO: 8, vs. Milwaukee (1-22-12)
BLK: 6, three times (last: at Milwaukee, 1-10-07)
PTS: 44, at Milwaukee (1-20-10)

POSTSEASON CAREER HIGHS:

MINS: 44:57, at Boston (5-9-11)
FGM: 16, vs. Orlando (4-26-08)
FGA: 26, vs. Orlando (4-26-08)
3-PT FGM: 3, two times (last: vs. Milwaukee, 4-21-13)
3-PT FGA: 5, vs. Indiana (5-24-13)
FTM: 13, at Orlando (4-20-08)
FTA: 13, at Orlando (4-20-08)
OR: 9, vs. Orlando (4-26-08)
DR: 14, at Chicago (5-10-13)
TOT: 19, at Chicago (5-10-13)
AST: 9, at New Jersey (5-4-07)
STL: 3, six times (last: vs. San Antonio, 6-18-13)
TO: 4, five times (last: at New York, 5-6-12)
BLK: 4, four times (last: at Chicago, 5-13-13)
PTS: 39, vs. Orlando (4-26-08)

NBA REGULAR SEASON

Year-Team	G-GS	MIN	FGM-FGA	PCT	3FGM-3FGA	PCT	FTM-FTA	PCT	OFF-DEF-TOT	AST	PF-DQ	STL	TO	BLK	PTS	PPG
03-04 Toronto	75-63	2510	327-712	.459	5-14	.357	202-288	.701	191-366-557	78	215-2	59	107	106	861	11.5
04-05 Toronto	81-81	3017	473-1005	.471	3-10	.300	412-542	.760	194-524-718	153	226-3	76	187	113	1361	16.8
05-06 Toronto	70-70	2751	549-1087	.505	0-13	.000	474-581	.816	204-443-647	181	209-3	50	157	79	1572	22.5
06-07 Toronto	69-69	2658	543-1094	.496	12-35	.343	463-590	.785	186-555-741	175	163-0	39	179	90	1561	22.6
07-08 Toronto	67-67	2425	507-1027	.494	10-25	.400	472-559	.844	174-409-583	171	157-1	63	153	67	1496	22.3
08-09 Toronto	77-77	2928	615-1263	.487	12-49	.245	504-617	.817	215-556-771	191	189-0	67	174	77	1746	22.7
09-10 Toronto	70-70	2526	600-1158	.518	8-22	.364	470-590	.797	205-554-759	166	170-1	43	169	68	1678	24.0
10-11 Miami	77-77	2795	524-1056	.496	6-25	.240	384-471	.815	141-500-641	144	172-0	59	138	49	1438	18.7
11-12 Miami	57-57	2007	393-807	.487	10-35	.286	229-279	.821	94-358-452	103	128-0	51	117	45	1025	18.0
12-13 Miami	74-74	2454	485-907	.535	21-74	.284	241-302	.798	131-370-501	123	168-0	66	128	101	1232	16.6
TOTALS	717-705	26070	5016-10116	.496	87-302	.288	3851-4819	.799	1735-4635-6370	1485	1797-10	573	1509	795	13970	19.5

NBA PLAYOFFS

Year-Team	G-GS	MIN	FGM-FGA	PCT	3FGM-3FGA	PCT	FTM-FTA	PCT	OFF-DEF-TOT	AST	PF-DQ	STL	TO	BLK	PTS	PPG
06-07 TOR	6-6	222	36-91	.396	1-5	.200	32-38	.842	7-47-54	15	19-0	5	12	11	105	17.5
07-08 TOR	5-5	199	42-89	.472	1-7	.143	35-42	.833	20-25-45	18	19-0	8	13	2	120	24.0
10-11 Miami	21-21	834	138-291	.474	0-4	.000	114-140	.814	47-131-178	23	48-0	14	40	19	390	18.6
11-12 Miami	14-10	439	73-148	.493	7-13	.538	43-52	.827	36-73-109	8	20-0	6	20	14	196	14.0
12-13 Miami	23-23	751	110-240	.458	15-37	.405	44-60	.733	38-129-167	34	67-0	23	27	36	279	12.1
TOTALS	69-65	2445	399-859	.464	24-66	.364	268-332	.807	148-405-553	98	173-0	56	112	82	1090	15.8

NBA ALL-STAR GAME

Year-Team	G-GS	MIN	FGM-FGA	PCT	3FGM-3FGA	PCT	FTM-FTA	PCT	OFF-DEF-TOT	AST	PF-DQ	STL	TO	BLK	PTS	PPG
05-06 TOR	1-0	17	3-7	.429	0-0	.000	2-3	.667	2-6-8	2	1-0	0	1	0	8	8.0
06-07 TOR	1-1	22	5-7	.714	0-0	.000	1-2	.500	3-4-7	1	0-0	0	0	0	11	11.0
07-08 TOR	1-1	22	7-15	.467	0-0	.000	0-2	.000	2-5-7	1	1-0	0	1	0	14	14.0
09-10 TOR	1-0	29	9-16	.563	0-0	.000	5-7	.714	2-8-10	1	0-0	2	3	0	23	23.0
10-11 Miami	1-0	21	7-10	.700	0-1	.000	0-1	.000	2-3-5	2	0-0	0	3	1	14	14.0
11-12 Miami	1-0	20	3-9	.333	1-2	.500	0-0	.000	1-1-2	1	2-0	2	1	1	7	7.0
12-13 Miami	1-1	23	3-9	.333	0-3	.000	0-0	.000	0-2-2	1	3-0	1	3	0	6	6.0
TOTALS	7-3	154	37-73	.507	1-6	.167	8-15	.533	12-29-41	9	7-0	5	12	2	83	11.9

15

GUARD

MARIO CHALMERS



MARIO CHALMERS

15
GUARD



Height:
6'2"
Weight:
190
Years Pro:
5
Birthdate:
5/19/86 (Anchorage, AK)
High School:
Bartlett (Anchorage, AK)
College:
Kansas

CAREER TRANSACTIONS:

Drafted by the Minnesota Timberwolves in the second round (34th overall) of the 2008 NBA Draft...draft rights were acquired by the HEAT in exchange for two 2009 second-round draft picks and cash considerations on June 26, 2008...signed by the HEAT on July 9, 2008...re-signed by the HEAT on Dec. 9, 2011.

PROFESSIONAL CAREER:

Has appeared in 366 NBA regular season games during his five-year NBA career and has made 273 starts...has averaged 8.4 points, 3.6 assists, 2.3 rebounds, 1.48 steals and 27.1 minutes while shooting 42.1 percent from the floor, 37 percent from three-point range and 78.4 percent from the foul line...has missed 21 games due to injury...ranks among Miami's all-time leaders in three-point field goals made (4th), assists (5th), steals (5th), three-point field goal attempts (7th), free throw percentage (10th), starts (11th), minutes played (11th), games played (tied-11th), points (15th), field goal attempts (15th), field goals made (17th), three-point field goal percentage (17th), field goal percentage (18th), defensive rebounds (19th), double-figure scoring efforts (19th) and free throws made (20th) and attempted (20th)...owns the HEAT's single-game steals record (9 vs. Philadelphia on Nov. 5, 2008)...shares the HEAT single-game record for three-point field goals made (10 at Sacramento on Jan. 12, 2013)...has scored in double figures 133 times, including 13 games with at least 20 points and two 30-point efforts...his longest streak of consecutive games scoring in double figures is seven and has occurred twice (Nov. 28, 2008-Dec. 12, 2008 and Jan. 10-22, 2012)...has handed out double-figure assists four times and has posted one double-double...his longest streak of consecutive games played is 128 (Oct. 29, 2008-Jan. 29, 2010)...his longest streak of consecutive starts is 141 (Dec. 25, 2011-present)...his longest streak of consecutive games with a steal is 12 (Dec. 15, 2008-Jan. 9, 2009)...his high for consecutive field goals made is nine (Jan. 21-24, 2009)...his longest stretch of consecutive games with a three-point field goal is 13 (Nov. 28, 2008-Dec. 26, 2008)...has converted a pair of four-point plays (Dec. 14, 2008 at Memphis and Feb. 23, 2010 vs. Minnesota)...has registered 156 multi-steal games and one multi-block game...has appeared in 79 NBA postseason games (54 starts) and has averaged 9.4 points, 3.2 assists, 2.6 rebounds, 1.25 steals and 29.6 minutes while shooting 43.0 percent from the field, 35.8 percent from

three-point range and 73.9 percent from the foul line...has scored in double figures on 31 occasions, including seven 20-point efforts...has grabbed double-figure rebounds once in the postseason...is Miami's all-time postseason leader in both three-point field goals made and attempted and also ranks among the HEAT's all-time postseason leaders in assists (3rd), steals (3rd), games (4th), minutes (4th), steals (tied-4th), field goals attempted (6th), points (7th), field goals made (7th), free throws made (7th) and attempted (7th), double-figure scoring efforts (7th), defensive (8th) and total (8th) rebounds and 20-point efforts (8th).

2012-13 SEASON:

Started all 77 games in which he appeared for the HEAT and averaged 8.6 points (.429 FG%, .795 FT%), 3.5 assists, 2.2 rebounds, 1.53 steals and 26.9 minutes...missed four games with a sprained right ankle (Mar. 29-Apr. 2 and Apr. 17) and was a DNP-CD on one occasion (Apr. 15)...ranked among the NBA leaders in steals per turnover (12th), steals per game (20th), three-point field goal percentage (25th) and three-point field goals made (tied-41st)...set a single-season career high in three-point field goals made and three-point field goal percentage and tied his career high in blocks...ranked third on the HEAT in three-point field goals made and attempted, assists and steals...topped the HEAT in scoring, minutes and blocks twice each, in steals 24 times, in assists on seven occasions and in rebounds once...scored in double figures on 24 occasions including four games with at least 20 points and one 30-point performance...handed out double-figure assists twice...set career highs in points (34), field goals made (12) and three-point field goals made (10) and attempted (13) at Sacramento on Jan. 12...his 10 treys at Sacramento tied the HEAT single-game record, set a building record and were one shy of the NBA single-game high in 2012-13...scored his 3,000th career point at Orlando on Mar. 25...**Season Highs:** 34 points (at Sacramento, Jan. 12), 11 assists (twice), seven rebounds (vs. Indiana, Mar. 10), four steals (three times), one block (12 times) and 37:27 minutes (vs. Oklahoma City, Dec. 25).

2011-12 SEASON:

Started all 64 games in which he appeared for the HEAT and averaged 9.8 points (.448 FG%, .792 FT%), 3.5 assists, 2.7 rebounds, 1.52 steals and 28.5 minutes...missed a pair of games due to injury...sat out on Feb. 8 at Orlando with a sprained left hand and missed the Apr. 22 game vs. Houston due to flu-like symptoms...ranked among the NBA leaders in steals per game (13th), total steals (13th), three-point field goals made (tied-28th), three-point field goal percentage (35th) and assists per game (40th)...set a single-season career high in field goal percentage...led the HEAT in starts (for the second time in his career) and both three-point field goals made and attempted...topped Miami in scoring once, in steals 17 times, in assists on 11 occasions and in blocks and minutes four times each...scored in double figures on 33 occasions, including a pair of 20-point performances...scored in double figures in seven consecutive games from Jan. 10-22 to tie his career high...scored a season-high 29 points (including a team-high 13 in overtime) and set a career high in field goals attempted (21) in Miami's triple-overtime win at Atlanta on Jan. 5...finished fourth in the Three-Point Shootout at All-Star Weekend in Orlando...**Season Highs:** 29 points (at Atlanta, Jan. 5), eight assists (three times), seven rebounds (twice), five steals (twice), one block (11 times) and 49:09 minutes (at Atlanta, Jan. 5).



MARIO CHALMERS

15

Management

Players

12/13 Review

Records

Playoffs

History

All-Time Roster

NBA/NBADL

Opponents

Media

2010-11 SEASON:

Saw action in 70 games (28 starts) for the HEAT and averaged 6.4 points (.399 FG%, .871 FT%), 2.5 assists, 2.1 rebounds, 1.09 steals and 22.6 minutes...missed six games from Mar. 23-Apr. 1 due to a sprained right knee...was a DNP-CD on six occasions...set a single-season career high in free throw percentage...ranked third on the HEAT in both total steals and steals per game...topped the HEAT in steals 22 times, in assists five times and in blocks on four occasions...was Miami's leading scorer off the bench 15 times and also topped the HEAT reserves in assists 27 times and in minutes on 14 occasions...scored in double figures on 17 occasions...handed out double-figure assists once...his game-high 13 assists at Toronto in the season finale on Apr. 13 matched his career high...**Season Highs:** 16 points (vs. Indiana, Feb. 8), 13 assists (at Toronto, Apr. 13), six rebounds (twice), three steals (six times), one block (seven times) and 39:56 minutes (vs. Atlanta, Jan. 18).

2009-10 SEASON:

Appeared in 73 games (22 starts) for the HEAT and averaged 7.1 points (.401 FG%, .745 FT%), 3.4 assists, 1.8 rebounds, 1.25 steals and 24.8 minutes...missed nine games (Jan. 30-Feb. 17) with a sprained left thumb suffered at Detroit on Jan. 29...when he sat out at Milwaukee on Jan. 30 it was the first game of his career that he missed and snapped his consecutive games played streak at a career-high 128 games...the streak, which began on Oct. 29, 2008 and ended on Jan. 29, 2010, was the fifth longest in HEAT history...additionally he started the first 22 games of the 2009-10 season to run his streak of consecutive starts to 104 games, the streak ended when he came off the bench on Dec. 15 vs. Toronto...ranked among the NBA leaders in steals per turnover (19th) and steals (33rd)...ranked second on the HEAT in three-point field goals, assists and steals and third in three-point field goal attempts...led the HEAT in scoring twice, in steals 29 times, in assists on 14 occasions and in minutes, rebounds and blocks one

time each...scored in double figures 19 times, including two games with at least 20 points and one 30-point performance...**Season Highs:** 30 points (at Toronto, Nov. 20), nine assists (vs. New Orleans, Nov. 22), seven rebounds (at Memphis, Feb. 19), four steals (three times), two blocks (at Oklahoma City, Jan. 16) and 42:08 minutes (vs. New Jersey, Apr. 14).

2008-09 SEASON:

Started all 82 games for the HEAT and averaged 10.0 points (.420 FG%, .767 FT%), 4.9 assists, 2.8 rebounds, 1.95 steals and 32.0 minutes...was selected to the NBA All-Rookie Second Team...was the only HEAT player to start and play in all 82 games, becoming just the fifth player in franchise history (only rookie) to start all 82 games in a season...ranked among the NBA leaders in steals per game (4th), steals per turnover (7th) and assists per game (26th)...finished among the NBA rookie leaders in steals per game (1st), assists per game (3rd), minutes per game (5th), free throw percentage (9th), three-point field goal percentage (9th), scoring average (12th) and rebounds per game (16th)...set HEAT rookie record for starts, three-point field goals made and attempted and steals and tied the record for games played...finished among the HEAT all-time rookie leaders in minutes (2nd), assists (2nd), free throw percentage (3rd) and three-point field goal percentage (3rd)...set the franchise record for steals in a game with nine vs. Philadelphia on Nov. 5...finished second on the team in minutes, three-point field goals made and attempted, assists, assist-to-turnover ratio and steals...led the team in scoring three times, in steals on 31 occasions, in assists 24 times, in minutes in eight contests, in blocks three times and in rebounds twice...scored in double figures on 40 occasions, including five games with at least 20 points...handed out double-figure assists twice and recorded one double-double...hit a season-high six three-point field goals vs. Cleveland on Dec. 30 to tie the HEAT rookie single-game record...recorded his first career double-double with 16 points and a career-high 13 assists vs. Charlotte on Feb. 8...made his NBA debut at New York on Oct. 29 and had 17 points, eight assists and seven rebounds in 35:46 minutes...**Season Highs:** 23 points (twice), 13 assists (vs. Charlotte, Feb. 8), nine steals (vs. Philadelphia, Nov. 5), seven rebounds (three times), one block (eight times) and 52:57 minutes (vs. Utah, Mar. 14).

NBA PLAYOFFS:

2013: Started all 23 games for the NBA Champion HEAT and averaged 9.4 points (.415 FG%, .755 FT%), 3.1 assists, 2.3 rebounds and 28.3 minutes...ranked third on the team in assists...topped the HEAT in scoring, rebounds and blocks once each and in assists and steals four times each...scored in double figures nine times, including a pair of 20-point outings...became Miami's all-time postseason leader in three-point field goals made vs. Milwaukee on Apr. 21 and its all-time postseason leader in three-point attempts at Chicago on May 13...averaged 6.5 points (.455 FG%, .571 FT%), 4.5 assists, 3.0 rebounds, 1.75 steals and 28.5 minutes in the Opening Round series vs. Milwaukee...averaged 7.4 points (.394 FG%, .667 FT%), 3.8 assists, 2.2 rebounds and 25.0 minutes in the Eastern Conference Semifinals vs. Chicago...averaged 11.3 points (.443 FG%, .905 FT%), 2.7 assists, 1.6 rebounds and 27.1 minutes in the Eastern Conference Finals vs. Indiana...led the HEAT in free throw percentage in the Indiana series and ranked third in scoring, field goals made, free throws made and attempted and in assists...

MARIO CHALMERS 15

set a postseason career high in free throws made with eight in Game 4 at Indiana on May 28...averaged 10.6 points (.388 FG%, .692 FT%), 2.7 rebounds, 2.1 assists and 31.6 minutes in the NBA Finals vs. San Antonio...**2012:** Started all 23 games for the NBA Champion HEAT and averaged 11.3 points (.442 FG%, .717 FT%), 3.9 assists, 3.7 rebounds, 1.22 steals and 35.6 minutes...ranked second on the HEAT in three-point field goals made and attempted and third in three-point field goal percentage, assists and steals...topped Miami in scoring once, in assists and steals five times each, in minutes on three occasions and in rebounds and blocks once each...scored in double figures 12 times, including three 20-point efforts and grabbed double-figure rebounds once...scored a postseason career-high 25 points in Game 3 of the Eastern Conference Semifinals at Indiana on May 17 and matched that total in Game 4 of the NBA Finals vs. Oklahoma City on June 19...averaged 11.8 points (.426 FG%, .692 FT%), 4.4 assists, 4.0 rebounds, 1.60 steals and 36.0 minutes in the Opening Round vs. New York...topped Miami in three-point field goal percentage and ranked second in assists in the series vs. New York...handed out a postseason career-high nine assists in Game 1 vs. the Knicks on Apr. 28...averaged 10.8 points (.440 FG%, .833 FT%), 4.8 rebounds, 2.7 assists and 31.7 minutes in the Eastern Conference Semifinals vs. Indiana...was tied for the team high in three-point field goals made in the Indiana series...grabbed a postseason career-high 11 rebounds in Game 5 vs. Indiana on May 22...averaged 12.0 points (.456 FG%, .591 FT%), 4.6 assists, 3.1 rebounds, 1.14 steals and 38.1 minutes in the Eastern Conference Finals vs. Boston...the 12.0 ppg scoring average vs. Boston is the highest of his career in a playoff series...was second on the HEAT in assists and third in scoring vs. Boston...played a postseason career-high 45:18 minutes in Game 2 vs. Boston on May 30...averaged 10.4 points (.442 FG%, .857 FT%), 4.0 assists, 2.6 rebounds, 1.80 steals and 36.6 minutes in the NBA Finals vs. Oklahoma City...led the HEAT in steals in the Finals and was second in both three-point field goals made and attempted...**2011:** Appeared in all 21 games (one start) for the HEAT and averaged 7.8 points (.435 FG%, .719 FT%), 2.1 assists, 1.9 rebounds, 1.29 steals and 24.3 minutes...led the HEAT in three-point field goals made, ranked second in three-point attempts and third in assists and steals...scored in double figures six times, including one 20-point performance...averaged 7.4 points (.371 FG%, .500 FT%), 2.2 assists, 1.8 rebounds, 1.60 steals and 24.6 minutes in the Opening Round vs. Philadelphia...recorded postseason career highs in three-point field goals made (6) and attempted (12) and tallied 20 points off the bench in the decisive Game 5 vs. Philadelphia on Apr. 27...led Miami in three-point field goals made and attempted vs. the 76ers and tied for the team lead in steals...averaged 5.4 points (.423 FG%, 1.000 FT%), 2.4 rebounds, 2.0 assists, 1.20 steals and 25.0 minutes in the Eastern Conference Semifinals vs. Boston...averaged 5.6 points (.625 FG%, .667 FT%), 0.6 rebounds, 0.4 assists and 18.0 minutes in the Eastern Conference Finals vs. Chicago...averaged 11.8 points (.426 FG%, .739 FT%), 3.5 assists, 2.7 rebounds, 1.50 steals and 29.0 minutes in the NBA Finals vs. Dallas...**2010:** Came off the bench in all five games of Miami's Opening Round series vs. Boston and averaged 10.8 points (.450 FG%, .846 FT%), 2.6 assists, 1.8 rebounds and 26.2 minutes...ranked second on the HEAT in scoring, free throws made and attempted and assists and third in three-point field goals made and attempted...scored in

double figures three times, including one 20-point effort...led the HEAT in assists once...had a 20-point effort off the bench in Game 5 on Apr. 27...**2009:** Started all seven games in Miami's Opening Round series vs. Atlanta and averaged 7.3 points (.400 FG%, .714 FT%), 4.4 assists, a team-high 2.86 steals, 2.7 rebounds and 33.0 minutes...tied the HEAT franchise record for steals in a seven-game series with a team-high 20...ranked second on the team in assists and third in minutes...scored in double figures once...recorded multiple steals in six of the seven games...tied the HEAT postseason single-game record with five steals in Game 6 vs. Atlanta on May 1...made his NBA postseason debut in Game 1 at Atlanta on Apr. 19.

HONORS:

2011-12: Participated in the Three-Point Shootout at All-Star Weekend in Orlando...**2008-09:** Was named to the NBA All-Rookie Second Team.

COLLEGE:

Played three seasons at Kansas and averaged 12.2 points, 3.8 assists, 2.8 rebounds, 2.57 steals and 28.5 minutes while shooting 48.6 percent from the field, 41.9 percent from three-point range and 76.7 percent from the foul line in 110 games (96 starts)...finished his career ranked among the Jayhawks' all-time leaders in steals (2nd), three-point field goals made (6th), assists (12th) and scoring (24th)...was named the Most Outstanding Player of the 2008 NCAA Final Four...hit one of the biggest shots in NCAA Tournament history as his three-point field goal with 2.1 seconds left in the 2008 NCAA Tournament Championship game tied the score, forcing overtime and helped propel Kansas to a win over Memphis...led the Big 12 in steals all three years of his career and set the Kansas single-season record as a sophomore in 2006-07 and matched it the following year as a junior...led KU in assists as both a freshman and junior...earned Second Team All-Big 12 honors and was named to the Big 12 All-Defensive Team as a junior in 2007-08...was selected to the Big 12 All-Conference Third Team, named the Co-Big 12 Defensive Player of the Year and earned All-Defensive Team honors as a sophomore...earned All-Defensive Team, All-Rookie Team and Third Team All-Conference honors from the Associated Press as a freshman in 2005-06...named the Most Outstanding Player of the 2006 Big 12 Championship...twice won national Freshman of the Week honors and once Big 12 Rookie of the Week honors...won the team's Clyde Lovellette Most Improved Player Award in 2005-06...set a Big 12 freshman single-season record for steals.

PERSONAL:

Full name is Almario Vernard Chalmers...parents are Ronnie and Almarie Chalmers...his dad was his coach at Bartlett H.S. in Anchorage where he won two state championships and was the Director of Basketball Operations at Kansas while he played for the Jayhawks and won a national championship...was named the Alaska 4A Player of the Year three times during his high school career...has a sister (Roneka Chalmers)...has a son (Zachiah A'mario Chalmers)...his cousin, Lionel Chalmers, played for the L.A. Clippers and his cousin, Chris Smith, played for the Minnesota Timberwolves...chose his late grandmother Ethel Mae Evans as the person that made the biggest difference in his life and chose a framed picture of her as his most prized possession...majored in African-American studies at Kansas...has his own charitable foundation (The Mario V. Chalmers Foundation) which was certified in February 2009...the mission of his foundation is to create and support community based programs that encourage the

positive development of youth through sports and education and fund initiatives for breast cancer research and treatment...his foundation donated \$25,000 to the Lawrence Memorial Hospital Endowment Association to establish the first "Mario's Closet", a specialty shop that opened in July 2011 with a variety of free and low cost accessories for cancer patients...his foundation hosts the annual National Championship Classic Golf Event

MARIO CHALMERS

15

and the Mario V. Chalmers Basketball Camp for boys and girls grades 6-12 in Lawrence, KS each year...had his number (15) retired by Kansas on Feb. 16, 2013...his favorite sport other than basketball is football...wears size 13 sneakers.



REGULAR SEASON CAREER HIGHS:

MINS:.....52:57, vs. Utah (3-14-09)
FGM:.....12, at Sacramento (1-12-13)
FGA:.....21, at Atlanta (1-5-12)
3-PT FGM:.....10, at Sacramento (1-12-13)
3-PT FGA:.....13, at Sacramento (1-12-13)
FTM:.....9, at New York (12-25-09)
FTA:.....12, at New York (12-25-09)
OR:.....3, at Dallas (4-1-09)
DR:.....6, twelve times (last: vs. Indiana, 3-10-13)
TOT:.....7, seven times (last: vs. Indiana, 3-10-13)
AST:.....13, two times (last: at Toronto, 4-13-11)
STL:.....9, vs. Philadelphia (11-5-08)
TO:.....7, at Denver (1-7-09)
BLK:.....2, at Oklahoma City (1-16-10)
PTS:.....34, at Sacramento (1-12-13)

POSTSEASON CAREER HIGHS:

MINS:.....45:18, vs. Boston (5-30-12)
FGM:.....10, at Indiana (5-17-12)
FGA:.....16, vs. Boston (5-30-12)
3-PT FGM:.....6, vs. Philadelphia (4-27-11)
3-PT FGA:.....12, vs. Philadelphia (4-27-11)
FTM:.....8, at Indiana (5-28-13)
FTA:.....9, vs. Dallas (6-12-11)
OR:.....3, at Indiana (5-17-12)
DR:.....11, vs. Indiana (5-22-12)
TOT:.....11, vs. Indiana (5-22-12)
AST:.....9, vs. New York (4-28-12)
STL:.....5, vs. Atlanta (5-1-09)
TO:.....5, at Indiana (5-20-12)
BLK:.....1, nine times (last: vs. Milwaukee, 4-23-13)
PTS:.....25, two times (last: vs. Oklahoma City, 6-19-12)

NBA REGULAR SEASON

Year Team	G-GS	MIN	FGM-FGA	PCT	3FG-3FGA	PCT	FT-FTA	PCT	OFF-DEF-TOT	AST	PF-DQ	STL	TO	BS	PTS	AVG
08-09 Miami	82-82	2626	278-662	.420	114-311	.367	148-193	.767	37-191-228	403	240-6	160	165	8	818	10.0
09-10 Miami	73-22	1807	182-454	.401	75-236	.318	82-110	.745	25-110-135	246	175-1	91	123	12	521	7.1
10-11 Miami	70-28	1579	155-388	.399	83-231	.359	54-62	.871	12-134-146	177	158-1	76	91	7	447	6.4
11-12 Miami	64-64	1825	223-498	.448	101-260	.388	80-101	.792	16-155-171	222	166-0	97	142	11	627	9.8
12-13 Miami	77-77	2068	227-529	.429	123-301	.409	89-112	.795	19-152-171	273	196-2	118	119	12	666	8.6
TOTALS	366-273	9905	1065-2531	.421	496-1339	.370	453-578	.784	109-742-851	1321	935-10	542	640	50	3079	8.4

NBA PLAYOFFS

Year Team	G-GS	MIN	FGM-FGA	PCT	3FG-3FGA	PCT	FT-FTA	PCT	OFF-DEF-TOT	AST	PF-DQ	STL	TO	BS	PTS	AVG
08-09 Miami	7-7	231	20-50	.400	6-21	.286	5-7	.714	6-13-19	31	21-0	20	17	1	51	7.3
09-10 Miami	5-0	131	18-40	.450	7-20	.350	11-13	.846	1-8-9	13	18-1	3	12	0	54	10.8
10-11 Miami	21-1	511	54-124	.435	32-84	.381	23-32	.719	4-36-40	44	48-0	27	28	1	163	7.8
11-12 Miami	23-23	819	92-208	.442	33-92	.359	43-60	.717	12-72-84	90	69-0	28	42	6	260	11.3
12-13 Miami	23-23	650	76-183	.415	24-68	.353	40-53	.755	10-43-53	71	70-0	21	38	1	216	9.4
TOTALS	79-54	2341	260-605	.430	102-285	.358	122-165	.739	33-172-205	249	226-1	99	137	9	744	9.4

Management

Players

12/13 Review

Records

Playoffs

History

All-Time Roster

NBA/NBADL

Opponents

Media

30

GUARD

NORRIS COLE



CAREER TRANSACTIONS:

Drafted by the Chicago Bulls in the first round (28th overall) of the 2011 NBA Draft...draft rights were traded to the Minnesota Timberwolves along with the draft rights to Malcolm Lee and cash considerations in exchange for the draft rights to Nikola Mirotic on June 23, 2011...draft rights were traded from Minnesota to the HEAT in exchange for the draft rights to Bojan Bogdanovic (31st overall selection), a future 2014 second-round draft pick and cash considerations on June 23, 2011...signed by the HEAT on Dec. 9, 2011.

PROFESSIONAL CAREER:

Has appeared in 145 NBA regular season games during his two-year NBA career and has made six starts...has averaged 6.1 points, 2.0 assists, 1.5 rebounds and 19.7 minutes while shooting 40.7 from the floor, 32.2 percent from three-point range and 71.5 percent from the foul line...has missed just one game due to injury and has been a DNP-CD twice...has scored in double figures on 34 occasions, including a pair of 20-point performances...has 27 multi-steal games and one multi-block game...has come off the bench in all 40 NBA postseason games in which he has appeared and has averaged 4.1 points (.439 FG%, .750 FT%), 1.4 assists, 1.2 rebounds and 14.7 minutes...was yet to miss a postseason game due to injury but has been a DNP-CD on six occasions...has scored in double figures twice in postseason play.

2012-13 SEASON:

Appeared in a team-high 80 games (four starts) for the HEAT and averaged 5.6 points (.421 FG%, .650 FT%), 2.1 assists, 1.6 rebounds and 19.9 minutes...sat out Miami's Dec. 4 game at Washington due to a strained right groin and was a DNP-CD once (Nov. 3 vs. Denver)...topped the HEAT in steals 11 times, in minutes in four contests, in assists twice and rebounds once...was Miami's top scorer off the bench on 12 occasions and also led the Miami reserves in assists 37 times, in steals 29 times, and in rebounds and minutes six times each...scored in double figures 13 times...grabbed double-figure rebounds once and posted one double-double...recorded his first career double-double at Cleveland on Apr. 15 and just missed a triple-double by a single assist finishing with season highs in points (16), rebounds (career-high 11) and assists (career-high tying 9)...played a career high in minutes (42:54) at San Antonio on Mar. 31...**Season Highs:** 16 points (at Cleveland, Apr. 15), 11 rebounds (at Cleveland, Apr. 15), nine assists (at Cleveland, Apr. 15), four steals (vs. Detroit, Mar. 22), two blocks (vs. Minnesota, Dec. 18) and 42:54 minutes (at San Antonio, Mar. 31).

2011-12 SEASON:

Appeared in 65 games (two starts) for the HEAT and averaged 6.8 points (.393 FG%, .776 FT%), 2.0 assists, 1.4 rebounds and 19.4 minutes...did not miss any games due to injury, but was a DNP-CD once (Apr. 12)...ranked among the NBA rookie leaders in free throw percentage (8th), assists (12th) and scoring average (17th)...tied for the HEAT lead in games played with Shane Battier...topped the HEAT in scoring, assists and minutes one time each and in steals six times...was the HEAT's leading scorer off the bench a team-high 21 times and also led the HEAT reserves in assists a team-high 38 times and in minutes in six games...scored in double figures 21 times, including a pair of 20-point games...scored 20 points (14 in the 4th Q) off the bench in just his second pro game on Dec. 27 in the HEAT's home opener vs. Boston...his 24 consecutive free throws made from Jan. 27-Feb. 23 was the second longest streak on the HEAT in 2011-12...made his first NBA start at Orlando on Feb. 8...made his NBA debut at Dallas on Dec. 25...participated in the Rising Stars Challenge at All-Star Weekend in Orlando

NORRIS COLE

30

GUARD



Height:
6'2"
Weight:
175
Years Pro:
2
Birthdate:
10/13/88 (Dayton, OH)
High School:
Dunbar (Dayton, OH)
College:
Cleveland State

and had 18 points, six assists and four steals in 24:35 minutes...**Season Highs:** 20 points (twice), nine assists (vs. Charlotte, Jan. 1), four rebounds (three times), three steals (three times), one block (twice) and 37:34 minutes (vs. Houston, Apr. 22).

NBA PLAYOFFS:

2013: Came off the bench in all 21 games in which he appeared for the NBA Champion HEAT and averaged 6.1 points (.480 FG%, .737 FT%), 2.0 assists, 1.9 rebounds and 19.9 minutes...did not miss any games due to injury but was a DNP-CD twice...topped the HEAT in steals twice and in rebounds and assists once each...was Miami's leading scorer off the bench twice and also led the HEAT reserves in assists a team-high 14 times and in minutes on three occasions...scored in double figures twice...appeared in all four games in the Opening Round vs. Milwaukee and averaged 6.0 points (.474 FG%, 1.000 FT%), 2.0 rebounds, 2.0 assists, 1.75 steals and 21.3 minutes...played in all five games of the Eastern Conference Semifinals vs. Chicago and averaged 11.0 points (.690 FG%, .667 FT%), 2.8 rebounds, 1.6 assists and 22.8 minutes...set HEAT postseason records for highest field goal percentage (.690) and highest three-point field goal percentage (.818) in a five-game series...also led the HEAT in three-pointers made in the Chicago series (9)...scored in double figures twice vs. Chicago...tallied a postseason career-high 18 points in Game 2 on May 8 and matched that total in Game 3 at Chicago on May 10...hit a career-high eight consecutive three-point field goal attempts from May 6-10 becoming the first player in NBA postseason history to take as many as eight three-pointers over any three-game span and hit them all...when he hit all four of his three-point attempts in Game 2 he tied the HEAT franchise record for most three-pointers made in a postseason game without a miss...appeared in all seven games in the Eastern Conference Finals vs. Indiana and averaged 5.0 points (.438 FG%, .750 FT%), 2.0 assists, 1.7 rebounds and 19.6 minutes...appeared in five games in the NBA Finals vs. San Antonio and averaged 3.0 points (.273 FG%, .500 FT%), 2.4 assists, 1.0 rebounds and 16.4 minutes...sat out the final two games as a DNP-CD...**2012:** Came off the bench in all 19 games in which he appeared for the NBA Champion HEAT and averaged 1.8 points (.324 FG%, .778 FT%), 0.6 assists, 0.5 rebounds and 8.9 minutes...did not miss any games due to injury but was a DNP-CD on four occasions...led the HEAT in steals on three occasions...was Miami's leading scorer off the bench twice and also led the reserves in assists six times...appeared in three

NORRIS COLE

30

games in the Opening Round vs. New York and averaged 1.3 points (.500 FG%, .000 FT%) and 6.0 minutes...made his postseason debut in Game 1 of the New York series on Apr. 28...saw action in the final five games of the Eastern Conference Semifinals vs. Indiana and averaged 2.0 points (.333 FG%, 1.000 FT%), 1.2 assists and 12.4 minutes...appeared in all seven games in the Eastern Conference Finals vs. Boston and averaged 1.0 points (.222 FG%, .600 FT%), 0.9 assists and 6.6 minutes...played in the final four games of the NBA Finals vs. Oklahoma City and averaged 3.3 points (.333 FG%, .000 FT%), 1.0 rebounds and 11.0 minutes...made his NBA Finals debut in Game 2 at Oklahoma City on June 14.

HONORS:

2011-12: Was a member of Team Shaq in the Rising Stars Challenge at All-Star Weekend.

COLLEGE:

Played four seasons at Cleveland State University appearing in 140 career games (106 starts) and averaged 14.1 points (.435 FG%, .826 FT%), 3.3 assists, 3.2 rebounds, 1.48 steals and 29.4 minutes...ranked first all-time in CSU history at the conclusion of his collegiate career in games played (140), consecutive starts (105) and minutes played (4,114), second in wins (90) and third in points scored (1,978)...scored in double figures 94 times, including 39 games with at least 20 points, three 30-point efforts and one 40-point game...captured both Horizon League Player of the Year and Defensive Player of the Year honors as a senior in 2010-11...as a senior he set career highs and led the Vikings in scoring (21.7 ppg), assists (5.3 apg) and steals (2.22 spg)...had career highs in points (41) and rebounds (20) and tallied nine assists vs. Youngstown State on Feb. 12, 2011...led CSU in scoring and assists and ranked second in steals as a junior in 2009-10...earned team Most Improved Player honors as a sophomore in 2008-09 after finishing second on the team and sixth in the Horizon League in scoring...helped lead CSU to the 2009 NCAA Tournament...was named to the Horizon League All-Tournament team as a sophomore.

PERSONAL:

Full name is Norris G. Cole II...son of Norris, Sr. and Diane Cole...has two older sisters, Deonna Cole and Javalyn Cole...his cousin, Trent Cole, is a defensive lineman for the Philadelphia Eagles...graduated from Cleveland State University with a degree in health science...has his own website (www.coleworld30.com)...served as the Salutatorian of his senior class at Dunbar H.S. and was a member of the National Honor Society...in addition to playing basketball at Dunbar H.S., he was a two-time all-league choice as a quarterback on the football team and also lettered once each in baseball and track (long jump)...was set to go to Walsh University on a partial basketball and football scholarship before deciding to attend Cleveland State on a basketball scholarship...traveled to New Zealand in August of 2009 as part of an Athletes in Action tour...wears size 12 sneakers.



REGULAR SEASON CAREER HIGHS:

MINS:..... 42:54, at San Antonio (3-31-13)
FGM:..... 8, two times (last: at Indiana, 2-14-12)
FGA:..... 16, vs. Boston (12-27-11)
3-PT FGM:..... 3, four times (last: vs. Boston, 4-12-13)
3-PT FGA:..... 4, seven times (last: vs. Orlando, 4-17-13)
FTM:..... 7, at Memphis (11-11-12)
FTA:..... 8, two times (last: at Memphis, 11-11-12)
OR:..... 3, two times (last: at L.A. Clippers, 11-14-12)
DR:..... 10, at Cleveland (4-15-13)
TOT:..... 11, at Cleveland (4-15-13)
AST:..... 9, two times (last: at Cleveland, 4-15-13)
STL:..... 4, vs. Detroit (3-22-13)
TO:..... 7, vs. New York (4-2-13)
BLK:..... 2, vs. Minnesota (12-18-12)
PTS:..... 20, two times (last: at Indiana, 2-14-12)

POSTSEASON CAREER HIGHS:

MINS:..... 29:37, vs. Chicago (5-8-13)
FGM:..... 7, vs. Chicago (5-8-13)
FGA:..... 9, vs. Chicago (5-8-13)
3-PT FGM:..... 4, vs. Chicago (5-8-13)
3-PT FGA:..... 4, vs. Chicago (5-8-13)
FTM:..... 4, vs. Indiana (5-22-12)
FTA:..... 5, at Boston (6-3-12)
OR:..... 1, seven times (last: vs. San Antonio, 6-9-13)
DR:..... 5, vs. Chicago (5-8-13)
TOT:..... 6, vs. Chicago (5-8-13)
AST:..... 4, six times (last: at San Antonio, 6-13-13)
STL:..... 3, two times (last: at Milwaukee, 4-25-13)
TO:..... 5, two times (last: vs. Indiana, 5-22-13)
BLK:..... 1, two times (last: at San Antonio, 6-11-13)
PTS:..... 18, two times (last: at Chicago, 5-10-13)

NBA REGULAR SEASON

Year Team	G-GS	MIN	FGM-FGA	PCT	3FG-3FGA	PCT	FT-FTA	PCT	OFF-DEF-TOT	AST	PF-DQ	STL	TO	BS	PTS	AVG
11-12 Miami	65-2	1260	177-450	.393	21-76	.276	66-85	.776	21-70-91	133	124-0	44	105	2	441	6.8
12-13 Miami	80-4	1590	179-425	.421	35-98	.357	52-80	.650	18-112-130	164	155-0	57	104	7	445	5.6
TOTALS	145-6	2851	356-875	.407	56-174	.322	118-165	.715	39-182-221	297	279-0	101	209	9	886	6.1

NBA PLAYOFFS

Year Team	G-GS	MIN	FGM-FGA	PCT	3FG-3FGA	PCT	FT-FTA	PCT	OFF-DEF-TOT	AST	PF-DQ	STL	TO	BS	PTS	AVG
11-12 Miami	19-0	170	12-37	.324	3-12	.250	7-9	.778	1-9-10	12	24-0	7	5	0	34	1.8
12-13 Miami	21-0	418	49-102	.480	17-32	.531	14-19	.737	6-33-39	42	40-0	15	23	2	129	6.1
TOTALS	40-0	588	61-139	.439	20-44	.455	21-28	.750	7-42-49	54	64-0	22	28	2	163	4.1

CAREER TRANSACTIONS:

Was not drafted by the NBA out of college in the 2013 NBA Draft...signed by the HEAT as a free agent on Sept. 23, 2013.

COLLEGE:

Played one season at UCLA after transferring from the University of North Carolina where he played three seasons...saw action in 131 collegiate games (88 starts) and averaged 5.5 points (.411 FG%, .601 FT%), 4.8 assists, 2.1 rebounds and 24.0 minutes...appeared in 35 games (all starts) as a redshirt senior at UCLA in 2012-13 and averaged 7.5 points (.446 FG%, .609 FT%), 7.3 assists, 2.4 rebounds, 1.40 steals and 35.5 minutes while shooting 43.3 percent from three-point range...named to the All-Pac-12 First Team...selected to the Pac-12 All-Tournament Team...dished out a single-season school record 256 assists, the third-highest single-season total in Pac-12 history...led the conference in total assists, assists per game and assist-per-turnover (2.98)...played 1,243 total minutes, the fourth-highest single-season mark in school history...redshirted during the 2011-12 season after transferring from North Carolina due to NCAA transfer rules...as a junior at North Carolina in 2010-11, appeared in 21 games (17 starts) and averaged 4.4 points (.384 FG%), 3.9 assists, 2.3 rebounds, 1.10 steals and 22.8 minutes...announced he was transferring from UNC on February 4...left North Carolina 17th in school history in assists (378)...earned UNC's Defensive Player of the Game award four times...scored in double-figures twice...as a sophomore at North Carolina in 2009-10, appeared in 37 games (36 starts) and averaged 8.5 points (.402 FG%), 6.0 assists, 2.7 rebounds and 28.8 minutes while shooting 35.2 percent from three-point range...among conference leaders, finished tied for second in assists per game and fifth in assist-per-turnovers (1.9)...as a freshman in 2008-09, appeared in 38 games on the Tar Heels' NCAA Championship team and averaged 1.4 points (.351 FG%), 1.9 assists, 1.1 rebounds and 9.6 minutes.

PERSONAL:

Full name is Larry Donelle Drew II...his parents are Larry and Sharon Drew...has two brothers (Landon Drew and Lindsey Drew)...his father Larry played 10 years in the NBA for the Pistons, Kings, Clippers and Lakers where he played for HEAT President Pat Riley...his father currently is the head coach of the Milwaukee Bucks and has previously served as the head coach of the Atlanta Hawks and as an assistant coach for the Lakers, Pistons, Wizards, Nets and Hawks...graduated from UCLA with a degree in history...says his most prized possession is his life...says one of the things that most people don't know about him is that he enjoys writing music and does it well...credits his 101-year old grandfather George Smith as a person who made a difference in his life because he moved their family out of the segregated south out west during the slave years to give them a better opportunity to prosper...won the John R. Wooden High School Player of the Year Award as 2008 Los Angeles City Selection Player of the Year...also earned 2008 *Parade* All-American honors and participated in the 2008 McDonald's All-America game where he won the three-point shooting contest...wears size 12.5 sneakers.

LARRY DREW II

0
GUARD



Height:
6'2"
Weight:
175
Years Pro:
R
Birthdate:
3/5/90
(Encino, CA)
High School:
Taft
(Woodland Hills, CA)
College:
UCLA



Management

Players

12/13 Review

Records

Playoffs

History

All-Time Roster

NBA/NBADL

Opponents

Media

ERIC GRIFFIN

17

FORWARD



Height:
6'8"
Weight:
205
Years Pro:
R
Birthdate:
5/26/90
(Orlando, FL)
High School:
Boone
(Orlando, FL)
College:
Campbell

CAREER TRANSACTIONS:

Was not drafted by the NBA out of college in the 2012 NBA Draft...signed with Fileni BPA Jesi of the Italian Lega2 for the 2012-13 season...signed by the HEAT as a free agent on Sept. 10, 2013.

2012-13 SEASON:

Appeared in 28 games for Fileni BPA Jesi of the Italian Lega2 and averaged 17.5 points (.556 FG%, .601 FT%), 7.1 rebounds, 1.82 steals, 1.29 blocks, 1.2 assists and 32.0 minutes...named All-Italian Lega2 Honorable Mention by Eurobasket.com...scored a season-high 34 points while recording four steals in a 106-105 overtime win against Pallacanestro Trento.

COLLEGE:

Played two seasons at Campbell University after transferring from Garden City Community College...appeared in 60 career games (53 starts) at Campbell and averaged 14.5 points (.559 FG%, .588 FT%), 7.8 rebounds, 2.23 blocks, 1.30 steals, 1.2 assists and 29.2 minutes...finished his career as Campbell's all-time leader in field goal percentage and ranked third on the school's all-time blocked shots list (134)...named All-Big South First Team as a senior in 2011-12...started all 31 games in which he appeared his senior year and averaged 15.7 points (.610 FG%, .568 FT%), 8.6 rebounds, 2.35 blocks, 1.5 assists and 30.3 minutes...for the second consecutive year he set a single-season school record in blocks with 73...recorded the most rebounds by a senior in school history (268)...posted 12 double-doubles...as a junior, appeared in 29 games (22 starts) and averaged 13.2 points (.504 FG%, .618 FT%), 6.9 rebounds, 2.10 blocks, 1.69 steals, 1.0 assists and 28.1 minutes...as a sophomore at Garden City Community College, appeared in 32 games and averaged 8.1 points, 6.5 rebounds and 1.56 blocks while shooting 57.1 percent from the field...as a freshman at Hiwassee Community College, averaged 16.0 points, 6.2 rebounds and 2.40 blocks.

PERSONAL:

Full name is Eric Londery Griffin...is the son of Alma Bracy...has three siblings (Bacarrai Bracy, Damien King and Adrian King)...majored in Education at Campbell because he enjoys working with kids...says something most people don't know about him is that he loves to smile a lot...played only one year of basketball in high school, his senior season...wears size 14 sneakers.



CAREER TRANSACTIONS:

Selected by the Philadelphia 76ers in the second round (45th overall) of the 2012 NBA Draft... draft rights were traded from Philadelphia to the Miami HEAT along with a future conditional first-round pick in exchange for the draft rights to Arnett Moultrie (27th overall selection in the 2012 NBA Draft) on June 28, 2012...signed by the HEAT on Sept. 10, 2013.

2012-13 SEASON:

Split the season between VEF Riga (Latvia) of the VTB United League and Cibona (Croatia) of the Adriatic League...appeared in 16 regular season games for Cibona and averaged 8.1 points (.621 FG%), 5.6 rebounds and 16.9 minutes...appeared in five EuroCup games for Cibona and averaged 7.8 points (.560 FG%), 3.4 rebounds and 16.6 minutes...appeared in nine games for VEF Riga and averaged 16.2 points (.596 FG%), .824 FT%), 7.9 rebounds and 21.6 minutes.

COLLEGE:

Played one season at Louisiana State University after transferring from Iowa State University...appeared in 96 collegiate games (81 starts) and averaged 7.9 points (.535 FG%, .741 FT%), 5.2 rebounds and 21.8 minutes...as a fourth-year junior at LSU, appeared in 33 games (32 starts) and averaged 12.9 points (.494 FG%, .781 FT%), 7.9 rebounds, 1.30 blocks and 30.0 minutes...named to the All-SEC Second Team...earned All-District (USBWA) First Team honors...named First Team All-Louisiana, Newcomer of the Year (LSWA)...sat out the 2010-11 season due to NCAA transfer rules...as a sophomore at Iowa State, appeared in 31 games (all starts) and averaged 6.4 points (.617 FG%, .700 FT%), 5.4 rebounds, 1.07 blocks and 21.4 minutes...recorded the fourth-best single-season field goal percentage in school history as a sophomore...led the Big 12 (conference games only) in offensive rebounds per game (3.7)...finished second on the team in blocks (33)...as a freshman, appeared in 32 games (18 starts) and averaged 4.2 points (.512 FG%, .656 FT%), 2.9 rebounds and 19.1 minutes.

PERSONAL:

Full name is Justin Anthony Hamilton...nickname is "Big Ham"...graduated from LSU with a degree in sociology...is the son of Larry and Tamara Hamilton...has two brothers (Jared Hamilton and Jordan Hamilton) and one sister (Ashley Penrod)...his father was a two-sport star at Brigham Young in football and wrestling and was a starter at defensive tackle on BYU's 1984 national championship team...his mother was a two-time All-Conference volleyball player at BYU and holds the NCAA record for most assists in a single-season with 2,026 in 1986...his brother Jared played football at Yale (2004-08) and his brother Jordan plays basketball at Westminster College (2010-present)...his sister played volleyball at Eastern Washington University (2006-10) and his brother-in-law Geoff Penrod was a member of the track team at Eastern Washington (2004-08)...loves spending time in the outdoors hiking, biking, fishing, golfing, camping, skateboarding and snowboarding...would like to get into coaching when his playing career is over...says something most people don't know about him is that he has Croatian citizenship...his mother is Croatian and he's half Croatian...his most prized possessions are his two state championship rings...led Long Peak High School to a 23-2 record and the Class 5A state title his senior year...was voted as the state of Utah's most improved player in 2007-08...wears size 18 sneakers.

JUSTIN HAMILTON

7

CENTER



Height:

7'0"

Weight:

255

Years Pro:

R

Birthdate:

4/1/90

(Newport Beach, CA)

High School:

Lone Peak
(Highland, UT)

College:

LSU



Management

Players

12/13 Review

Records

Playoffs

History

All-Time Roster

NBA/NBADL

Opponents

Media

40

FORWARD

UDONIS HASLEM



CAREER TRANSACTIONS:

Not drafted by the NBA out of college in 2002...spent the 2002-03 season with Chalons Sur-Saone in France... signed by the HEAT as a free agent on Aug. 6, 2003... re-signed by the HEAT on Aug. 2, 2005...re-signed by the HEAT on July 12, 2010.

PROFESSIONAL CAREER:

Has appeared in 669 games during his 10-year NBA career and has made 455 starts...has averaged 8.9 points (.495 FG%, .765 FT%), 7.7 rebounds, 1.0 assists and 28.9 minutes...has missed 123 games due to injury, four for personal reasons, two as a healthy scratch on the inactive list and was a DNP-CD on six occasions, all in games in which he dressed despite being injured...has served as team captain each of the past six seasons, only Alonzo Mourning (seven seasons) has served a longer tenure as a HEAT captain...has scored in double figures on 290 occasions with 21 games of at least 20 points...his longest streak of consecutive double-figure scoring games is nine (Dec. 6-20, 2007)...has grabbed double-figure rebounds on 200 occasions and has posted 130 double-doubles...his longest streak of grabbing double-figure rebounds in consecutive games is six (Mar. 31-Apr. 11, 2010)...his longest streak of consecutive double-doubles is four and has occurred twice (Nov. 27-Dec. 5, 2006 and Apr. 3-11, 2010)...led the NBA in 2009-10 in double-doubles off the bench (21)...is Miami's all-time leader in games played, defensive rebounds and total rebounds and ranks among the HEAT's all-time leaders in minutes (2nd), offensive rebounds (3rd), double-doubles (3rd), starts (4th), field goals made (5th), field goal percentage (6th), points (7th), double-figure scoring efforts (7th), field goals attempted (7th), free throws made (8th), free throws attempted (8th), steals (9th), blocks (11th), free throw percentage (15th) and assists (19th)...is the only undrafted player in NBA history to lead a franchise in total rebounds...played a career-high 113 consecutive games from Jan. 13, 2004-Mar. 19, 2005 and also had a streak of 111 consecutive games played from Feb. 6, 2006-Apr. 8, 2007 making him one of only two players in HEAT history to have two streaks of at least 110 consecutive games played joining Grant Long...led Miami in total rebounds and defensive rebounds in five consecutive seasons (2005-10) and offensive rebounds and rebound average in four straight seasons from 2006-10...joined Rony Seikaly (1989-94) as the only players to lead Miami in total rebounds in five consecutive seasons...is the only player to lead the HEAT in offensive, defensive and total rebounds in four straight seasons...his four consecutive years leading Miami in offensive rebounds is a franchise record...has led the HEAT in offensive rebounds six different seasons, the most in franchise history...topped Miami in starts in three consecutive seasons from 2004-07, joining Glen Rice as the only HEAT players to accomplish that feat...led the HEAT in double-doubles in four consecutive seasons from 2006-10...has led the team in charges drawn in five of the nine seasons Miami has kept the stat, including each of the last two and four of the past six...his high for consecutive free throws made is 29 (Apr. 15-Nov. 9, 2005)...his high for most free throws made in a game without a miss is 12 (at Milwaukee on Dec. 8, 2004)...his high for most field goals made in a game without a miss is six (vs. Toronto on Apr. 11, 2006)...has 293 career dunks...has recorded 74 multi-steal games and 29 multi-block games...his career high for most consecutive games with a steal is eight (Nov. 14-30, 2007)...has seen action in 122 NBA postseason games (78 starts) and has averaged 6.3 points (.480 FG%, .718 FT%), 6.1 rebounds and 24.1 minutes...has scored in double figures 35 times in postseason play and grabbed double-figure rebounds 26 times...has 16

UDONIS HASLEM

40

FORWARD



Height:
6'8"
Weight:
235
Years Pro:
10
Birthdate:
6/9/80 (Miami, FL)
High School:
Miami Senior
College:
Florida

postseason double-doubles...is Miami's all-time postseason leader in offensive, defensive and total rebounds and also ranks among the HEAT's all-time postseason leaders in minutes (2nd), starts (2nd), games played (2nd), double-doubles (tied-3rd), steals (4th), points (5th), free throws made (5th), field goals attempted (5th), dunks (5th), field goals made (6th), free throws attempted (6th), double-figure scoring efforts (6th), blocks (7th) and assists (9th).

2012-13 SEASON:

Started 59 of the 75 games in which he appeared for the HEAT and averaged 3.9 points (.514 FG%, .711 FT%), 5.4 rebounds and 18.9 minutes...was a team co-captain along with Dwyane Wade...missed a total of seven games due to injury/illness...sat out four games with a sprained right ankle (Apr. 10-15) and one game each for a cold (Dec. 10), a neck contusion (Dec. 29) and a right leg contusion (Feb. 14)...led the HEAT in charges drawn (28) for the second consecutive season and the fourth time in the last six years...finished tied for second on the team in offensive rebounds and third in defensive and total rebounds...topped the HEAT in rebounds on 11 occasions, in steals six times and in blocks in three contests...with eight rebounds vs. Milwaukee on Nov. 21 he surpassed Alonzo Mourning (4,807) and became the HEAT's all-time leading rebounder becoming the only undrafted player in NBA history to become the all-time rebound leader for any franchise...closed the season ranked fourth all-time in NBA history for rebounds by undrafted players (5,154) trailing only Moses Malone (16,212), Ben Wallace (10,482) and Brad Miller (6,199)...scored in double figures on six occasions and grabbed double-figure rebounds nine times...posted one double-double...made his 400th career start vs. Washington on Dec. 15...**Season Highs:** 13 points (vs. Washington, Dec. 15), 15 rebounds (vs. Milwaukee, Apr. 9), three assists (vs. Cleveland, Nov. 24), three steals (twice), two blocks (at Memphis, Nov. 11) and 30:26 minutes (vs. Utah, Dec. 22).

2011-12 SEASON:

Appeared in 64 games (10 starts) for Miami and averaged 6.0 points (.423 FG%, .814 FT%), 7.3 rebounds and 24.8 minutes...was a team co-captain along with Dwyane Wade...missed one game with a stomach virus (Apr. 13) and one game for personal reasons...ranked among the NBA leaders in defensive rebounds (26th), total rebounds (29th) and rebounds per game (32nd)...led the HEAT in offensive rebounds

Management

Players

12/13 Review

Records

Playoffs

History

All-Time Roster

NBA/NBADL

Opponents

Media

for a franchise-record sixth time in his career...led Miami in charges drawn (25) and double-figure rebound efforts (18)...ranked second on the team in total rebounds and third in defensive rebounds...set a single-season career high in free throw percentage...topped the HEAT in rebounds a team-high 25 times, in blocks on eight occasions, in steals four times and in minutes once...led the HEAT reserves in scoring 18 times, in rebounds on 41 occasions and in minutes 28 times...scored in double figures 11 times and grabbed double-figure rebounds on 18 occasions...recorded four double-doubles...became Miami's all-time leader in defensive rebounds on Apr. 3 vs. Philadelphia...**Season Highs:** 16 points (vs. Dallas, Mar. 29), 15 rebounds (vs. Washington, Apr. 21), four steals (vs. Atlanta, Mar. 7), three blocks (vs. Houston, Apr. 22), two assists (seven times) and 46:44 minutes (vs. Atlanta, Jan. 5).

2010-11 SEASON:

Came off the bench in all 13 games in which he saw action for Miami and averaged 8.0 points (.512 FG%, .800 FT%), 8.2 rebounds and 26.5 minutes...was a team co-captain along with Dwyane Wade...missed the final 69 games of the season (Nov. 22-Apr. 13) after suffering a torn Lisfranc ligament in his left foot at Memphis on Nov. 20...had surgery to repair the ligament on Nov. 23...topped the HEAT in rebounds seven times, in steals twice and in blocks once...was Miami's leading scorer off the bench three times and topped the HEAT reserves in rebounds 11 times and in minutes on seven occasions...scored in double figures on four occasions, including one 20-point performance...grabbed double-figure rebounds six times and recorded four double-doubles...**Season Highs:** 21 points (vs. Boston, Nov. 11), 11 rebounds (twice), two assists (vs. New Jersey, Nov. 6), two steals (twice), one block (three times) and 36:46 minutes (vs. Toronto, Nov. 13).

2009-10 SEASON:

Came off the bench in each of the 78 games in which he appeared for the HEAT and averaged 9.9 points (.494 FG%, .762 FT%), 8.1 rebounds and 27.9 minutes...was a team co-captain along with Dwyane Wade...sat out a pair of games (Nov. 18-20) with a left shoulder strain and one game (Mar. 22) with a sprained right ankle...also sat out one game (Apr. 14) as a healthy scratch on the inactive list...led the NBA in double-doubles off the bench (21)...ranked among the NBA leaders in rebounds per game (22nd), defensive rebounds (25th), total rebounds (27th), field goal percentage (32nd), double-doubles (tied-36th) and offensive rebounds (38th)...led the HEAT in offensive rebounds, defensive rebounds, total rebounds, rebound average and double-doubles...ranked second on the team in field goal percentage and charges drawn and tied for second in games played...topped the HEAT in scoring once, in rebounds a team-high 33 times, in blocks eight times and in minutes and steals three times each...was Miami's leading scorer off the bench a team-high 41 times and also topped the HEAT's non-starters in rebounds 63 times and in minutes 52 times...scored in double figures on 41 occasions, including three 20-point efforts...grabbed double-figure rebounds a team-high 26 times...the 26 games in which he grabbed double-figure rebounds off the bench were the most in the NBA since Tyson Chandler grabbed double-figure rebounds 33 times off the bench during the 2004-05 season...additionally his 629 rebounds were the most in a season off the bench since Chandler grabbed 693 in 2004-05...grabbed double-figure rebounds in a career-high six consecutive games from Mar. 31-Apr. 11...his string of 12



consecutive field goal attempts made from Mar. 28-31 was the high on the HEAT in 2009-10...matched his career high in points with 28 vs. New Jersey on Nov. 14 while setting a career high in field goals made (12)...grabbed 18 rebounds (matching his career high), including a career-high 16 defensive rebounds at Milwaukee on Mar. 26...scored his 5,000th career point vs. the L.A. Clippers on Mar. 10...grabbed his 4,000th career rebound at Charlotte on Mar. 9...played in his 500th career game vs. Atlanta on Mar. 6...hit a game-winning 14-foot jumper with 1.6 seconds left at Philadelphia on Apr. 12 to give the HEAT a two-point win...hit a game-winning 15-foot jumper with 15.4 seconds left to give the HEAT a one-point win over New Orleans on Nov. 22...**Season Highs:** 28 points (vs. New Jersey, Nov. 14), 18 rebounds (at Milwaukee, Mar. 26), five assists (at Houston, Jan. 15), three steals (at New York, Apr. 11), two blocks (twice) and 39:32 minutes (at Toronto, Jan. 27).

2008-09 SEASON:

Started each of the 75 games in which he appeared for the HEAT and averaged 10.6 points (.518 FG%, .753 FT%), 8.2 rebounds, 1.1 assists and 34.1 minutes...was a team co-captain with Dwyane Wade...missed the final six games of the regular season (Apr. 4-15) after lacerating his right thumb on the backboard at Charlotte trying to block a shot on Apr. 3...was a healthy scratch on the inactive list once due to personal reasons...ranked among the NBA leaders in field goal percentage (17th), rebound average (tied-18th), defensive rebounds (21st), total rebounds (24th), double-doubles (tied-28th) and offensive rebounds (tied-33rd)...led the HEAT in offensive rebounds, defensive rebounds, total rebounds, rebound average, field goal percentage and charges taken and tied for the team lead in double-doubles...led the HEAT in rebounds a team-high 37 times, in minutes on nine occasions, in blocks six times and in steals in three games...scored in double figures a career-high 49 times, including a pair of 20-point

performances...grabbed double-figure rebounds a team-high 26 times and tallied 20 double-doubles...played a career-high 53:21 in Miami's triple-overtime win over Utah on Mar. 14...recorded his 100th career double-double with 16 points and 12 rebounds vs. Milwaukee on Mar. 28...**Season Highs:** 23 points (at New York, Oct. 29), 15 rebounds (at Oklahoma City, Jan. 18), five assists (vs. L.A. Clippers, Feb. 2), three steals (three times), three blocks (at L.A. Clippers, Nov. 29) and 53:21 minutes (vs. Utah, Mar. 14).

2007-08 SEASON:

Started 48 of the 49 games in which he appeared for the HEAT and averaged 12.0 points (.467 FG%, .810 FT%), 9.0 rebounds, 1.4 assists and 36.8 minutes...was the HEAT's lone captain...missed a total of 26 games due to injury, one for personal reasons (Mar. 5 vs. Toronto) and was a DNP-CD on six occasions (Feb. 29 and Mar. 12-19) in which he dressed in uniform despite being injured...missed nine games from Jan. 30-Feb. 21 and a pair of games from Mar. 8-10 due to a sprained left ankle...was placed on the inactive list the final 15 games of the season after undergoing ankle arthroscopy and debridement surgery to remove a large bone spur in his left ankle on Mar. 21...set a single-season career high in scoring average and tied his single-season high in rebound average...led the HEAT in charges drawn and in offensive, defensive and total rebounds...was the HEAT's leading scorer twice and also topped the team in rebounds a team-high 27 times, in minutes 15 times, in blocks on seven occasions and in steals five times...scored in double figures on 30 occasions, including three 20-point performances...scored in double figures a career-high nine consecutive games from Dec. 6-20...grabbed double-figure rebounds a team-high 17 times and recorded a team-high 11 double-doubles...grabbed his 2,500th career rebound at Indiana on Nov. 2...reached the 10,000 minutes played mark at Denver on Dec. 2...**Season Highs:** 24 points (vs. Indiana, Dec. 15), 16 rebounds (twice), four steals (at Atlanta, Dec. 19), three assists (nine times), one block (18 times) and 48:45 minutes (vs. Orlando, Dec. 28).

2006-07 SEASON:

Started each of the 79 games in which he appeared and averaged 10.7 points (.492 FG%, .680 FT%), 8.3 rebounds, 1.2 assists and 31.4 minutes...missed a pair of games with a groin contusion (Apr. 10-11) and one game as a healthy scratch on the inactive list (Apr. 16 vs. Boston)...ranked 16th in the NBA in rebound average and 29th in field goal percentage...led the HEAT in games played, starts, minutes, offensive rebounds, defensive rebounds, total rebounds and double-doubles...ranked second on the team in points, field goals made, field goal attempts and charges drawn...established career highs in both field goals made and attempted...topped Miami in scoring on four occasions, in rebounds a team-high 40 times, in steals and minutes nine times each, in blocks in seven contests and in assists twice...scored in double figures on 44 occasions, including six games of at least 20 points...grabbed double-figure rebounds a team-high 26 times and posted 21 double-doubles...hit a game-winning 10-foot jumper (the first game-winner of his NBA career) vs. Washington on Mar. 11 with three-tenths of a second remaining to give the HEAT a two-point win...hit a HEAT season-high 12 consecutive field goal attempts from Jan. 21 (last six) to Jan. 22 (first six)...scored a career-high 28 points at New Jersey on Nov. 10...handed out a career-high seven assists at Phoenix on Jan. 5...had his streak of 111 consecutive games played end on Apr. 10 at Charlotte when he sat out with a groin contusion...**Season Highs:** 28 points (at New Jersey, Nov. 10), 17 rebounds (at Atlanta, Nov.

18), seven assists (at Phoenix, Jan. 5), four steals (vs. Seattle, Nov. 7), two blocks (six times) and 48:51 minutes (at Atlanta, Nov. 18).

2005-06 SEASON:

Appeared in a career-high 81 games (80 starts) and averaged 9.3 points (.508 FG% .789 FT%), 7.8 rebounds, 1.2 assists and 30.8 minutes...missed one game due to personal reasons (Feb. 4 at New Jersey)...topped the HEAT in games started, defensive rebounds, total rebounds and charges taken, ranked second in minutes played and offensive rebounds and was tied for second in games played...ranked among the NBA leaders in field goal percentage (tied-19th), rebounds per game (tied-21st), defensive rebounds (20th), total rebounds (21st), offensive rebounds (33rd) and double-doubles (44th)...scored in double figures 36 times, including one 20-point effort...grabbed double-figure rebounds on 22 occasions and registered 14 double-doubles...topped the HEAT in rebounds 28 times, in steals on 12 occasions, in minutes in seven contests, in blocks four times and in assists once...recorded a career-high five steals vs. Philadelphia on Apr. 14...**Season Highs:** 24 points (vs. Philadelphia, Apr. 14), 14 rebounds (three times), five steals (vs. Philadelphia, Apr. 14), four assists (four times), two blocks (twice) and 42:45 minutes (vs. Washington, Dec. 11).

2004-05 SEASON:

Started each of the 80 games in which he appeared and averaged 10.9 points (.540 FG%, .791 FT%), 9.1 rebounds, 1.4 assists and 33.4 minutes...missed two games due to injury (Mar. 22 at Houston with a left shoulder separation and Mar. 26 at Charlotte with a neck strain)...ranked among the NBA leaders in field goal percentage (4th), rebound average (14th), offensive rebounds (14th), total rebounds (16th), defensive rebounds (18th) and double-doubles (tied-28th)...set career highs in minutes, points, field goal percentage, free throws made and attempted, offensive rebounds, defensive rebounds, total rebounds, assists, steals and blocks...tied for the team lead in starts and ranked second on the team in field goal percentage, offensive rebounds, defensive rebounds, total rebounds, double-doubles and charges drawn...finished third on the team in minutes played, free throws made and attempted and steals...led the HEAT in scoring once, in rebounds on 31 occasions, in steals 15 times, in blocks 11 times, in minutes on eight occasions and in assists once...scored in double figures 47 times, including three games with at least 20 points...grabbed double-figure rebounds in 33 contests and posted 23 double-doubles...recorded one 20-point, 10-rebound, 5-assist game, amassing 20 points, 13 rebounds and a season-high six assists at Milwaukee on Dec. 8...in the Dec. 8 contest at Milwaukee he also set career highs in both free throws made and attempted going a perfect 12-12 from the line...grabbed at least one offensive rebound in a career-high 66 consecutive games from Nov. 26-Apr. 19, the second longest streak in the NBA in 2004-05...grabbed a career-high 18 rebounds at Indiana on Feb. 23...grabbed eight offensive rebounds vs. Boston on Dec. 21, matching his career high...started for the Sophomore team in the Rookie Challenge at All-Star Weekend in Denver and had four points, five rebounds, four assists and one steal in a game-high 31 minutes...**Season Highs:** 22 points (at Golden State, Jan. 12), 18 rebounds (at Indiana, Feb. 23), six assists (at Milwaukee, Dec. 8), four steals (at Orlando, Feb. 27), three blocks (at Boston, Apr. 15) and 48 minutes (at L.A. Clippers, Jan. 14).

2003-04 SEASON:

Started 24 of the 75 games in which he appeared and averaged 7.3 points (.459 FG%, .765 FT%), 6.3 rebounds and 23.9 minutes...missed seven games due to injury (Dec. 29-Jan. 10) with a right knee sprain, strained MCL...was an NBA All-Rookie Second Team selection...led the HEAT in offensive rebounds (the first time a rookie led Miami in offensive rebounds) and ranked second in double-doubles and third in rebound average, total rebounds and defensive rebounds...ranked among the NBA rookie leaders in rebounds per game (2nd), field goal percentage (5th), free throw percentage (9th), scoring average (10th) and minutes per game (10th)...set a HEAT rookie record by grabbing a season-high 17 rebounds vs. Boston on Jan. 20 and also scored 18 points in the contest...scored in double figures on 22 occasions, including two games with at least 20 points...scored 20 points at Dallas on Nov. 3 in just his fourth pro game, tying for the fourth fewest amount of games needed for a HEAT rookie to record his first 20-point game...grabbed double-figure rebounds 17 times and recorded 11 double-doubles...recorded his first career double-double with 16 points and 11 rebounds vs. Detroit on Oct. 31, in that contest he grabbed a career-high eight offensive rebounds...led the HEAT in scoring twice, in rebounds 20 times, in blocks in 16 contests, in steals eight times and in minutes once...was Miami's top scorer off the bench in 14 contests and led the HEAT reserves in rebounds 36 times...was selected to play in the Rookie Challenge during All-Star Weekend in Los Angeles and finished with nine points, three rebounds, a game-high three steals and one assist in 15 minutes...was just the fourth undrafted rookie ever to play in the Rookie Challenge...**Season Highs:** 20 points (twice), 17 rebounds (vs. Boston, Jan. 20), three assists (twice), two steals (eight times), two blocks (at Portland, Nov. 19) and 44 minutes (vs. Detroit, Feb. 2).

2002-03 SEASON:

Played for Chalons-sur-Saône in the top league in France and averaged 17 points and nine rebounds.

NBA PLAYOFFS:

2013: Started 19 of the 22 games in which he appeared for the NBA Champion HEAT and averaged 5.0 points (.593 FG%, .571 FT%), 3.6 rebounds and 16.2 minutes...did not miss any games due to injury but was a DNP-CD once...topped the HEAT in steals three times and in rebounds once...started all four games in the Opening Round vs. Milwaukee and averaged 7.5 points (.619 FG%, .667 FT%), 4.8 rebounds and 17.0 minutes...started all five games in the Eastern Conference Semifinals vs. Chicago and averaged 5.2 points (.650 FG%, .000 FT%), 3.2 rebounds, 1.60 steals and 18.2 minutes...ranked second on the team in steals vs. the Bulls...started all seven games of the Eastern Conference Finals vs. Indiana and averaged 6.4 points (.583 FG%, .600 FT%), 4.0 rebounds and 19.3 minutes...shot 8-9 from the floor in both the Game 3 win at Indiana on May 26 (finished with a 2013 postseason high 17 points) and the Game 5 win in Miami on May 30 (finishing with 16 points)...the eight field goals made in both Game 3 and Game 5 tied his postseason single-game career high...appeared in six games (three starts) in the NBA Finals vs. San Antonio and averaged 1.5 points (.444 FG%, 1.000 FT%), 2.8 rebounds and 10.7 minutes...was a DNP-CD in Game 6 (June 18)...**2012:** Started 11 of the 22 games in which he appeared for the NBA Champion HEAT and averaged

4.8 points (.455 FG%, .743 FT%), 6.4 rebounds and 20.5 minutes...missed one game (Game 6 at Indiana on May 24) due to an NBA-imposed suspension as a result of a flagrant foul...was second on the team in offensive, defensive and total rebounds...topped the HEAT in rebounds five times, in blocks twice and steals once...was Miami's leading scorer off the bench on six occasions and also led the HEAT reserves in rebounds seven times and in minutes on five occasions...scored in double figures and grabbed double-figure rebounds four times each...posted a pair of double-doubles...started all five games in the Opening Round vs. New York and averaged 3.8 points (.389 FG%, .625 FT%), 6.4 rebounds and 19.0 minutes...became Miami's all-time postseason leader in defensive rebounds in Game 1 vs. New York on Apr. 28...saw action in five games (two starts) in the Eastern Conference Semifinals vs. Indiana and averaged 6.0 points (.522 FG%, 1.000 FT%), 4.4 rebounds and 17.0 minutes...appeared in all seven games (three starts) of the Eastern Conference Finals vs. Boston and averaged 6.3 points (.459 FG%, .667 FT%), 9.3 rebounds, 1.1 assists and 27.3 minutes...led the HEAT in offensive rebounds vs. Boston...appeared in all five games (one start) of the NBA Finals vs. Oklahoma City and averaged 2.6 points (.400 FG%, .833 FT%), 4.4 rebounds and 16.2 minutes...**2011:** Came off the bench in all 12 games in which he appeared for the HEAT and averaged 5.3 points (.397 FG%, .900 FT%), 4.5 rebounds and 24.2 minutes...missed the first eight games of the 2011 postseason recovering from surgery to repair a torn ligament in his left foot...was a DNP-CD once (Game 5 vs. Boston)...topped the HEAT in rebounds once and steals once...scored in double figures three times...did not appear in the Opening Round vs. Philadelphia...made his lone appearance in the Eastern Conference Semifinals vs. Boston and his 2011 postseason debut with a three-minute scoreless stint in Game 4, ending a streak of 77 consecutive games missed due to injury...appeared in all five games in the Eastern Conference Finals vs. Chicago and averaged 4.6 points (.333 FG%, 1.000 FT%), 4.6 rebounds, 1.0 assists and 22.2 minutes...played all six games in the NBA Finals vs. Dallas and averaged 6.7 points (.450 FG%, .800 FT%), 5.2 rebounds and 29.3 minutes...became Miami's all-time postseason leader in offensive rebounds in Game 1 vs. Dallas on May 31 and in total rebounds in Game 6 vs. Dallas on June 12...**2010:** Came off the bench in all five games in Miami's Opening Round series vs. Boston and averaged 6.0 points (.351 FG%, .667 FT%), a team-leading 7.4 rebounds and 28.4 minutes...led the HEAT in defensive and total rebounds...topped the HEAT in rebounds three times...scored in double figures once and grabbed double-figure rebounds twice...**2009:** Started all seven games in Miami's Opening Round series vs. Atlanta and averaged 8.4 points (.543 FG%, .900 FT%), a team-high 8.7 rebounds and 29.1 minutes...led the HEAT in offensive, defensive and total rebounds...topped the team in rebounds four times and in blocks once...scored in double figures four times...grabbed double-figure rebounds twice and recorded a pair of double-doubles...moved into second place on the HEAT's all-time postseason games started list when he started Game 4 on Apr. 27...**2007:** Started each of Miami's four contests vs. Chicago and averaged 7.5 points (.480 FG%, .750 FT%), 5.3 rebounds, 1.0 assists and 25.8 minutes...scored in double figures once and grabbed double-figure rebounds once...led the team in rebounds and steals once each...**2006:** Started each of the 22 contests in which he appeared for the NBA Champion HEAT and averaged 8.6 points (.493 FG%, .683 FT%), 7.4 rebounds and 29.5 minutes...missed one game (Apr. 24 vs. Chicago) due to an NBA-imposed suspension...ranked second on the

UDONIS HASLEM

40

Management

Players

12/13 Review

Records

Playoffs

History

All-Time Roster

NBA/NBADL

Opponents

Media

team in offensive rebounds, total rebounds and charges taken, tied for second in defensive rebounds and double-doubles, and third in free throws made and field goal percentage...ranked 19th in the NBA in rebounds per game in the 2006 postseason...led the HEAT in rebounds eight times, in steals three times and in blocks and minutes twice each...hit a postseason career-high 26 consecutive free throw attempts from Apr. 27-May 12, the high for a HEAT player in the 2006 postseason...scored in double figures 10 times and had double-figure rebounds eight times...posted six double-doubles...saw action in five games in Miami's Opening Round series vs. Chicago and averaged 9.2 points (.536 FG%, .800 FT%), 8.6 rebounds and 26.2 minutes...was ejected from Game 1 with 4:11 left in the second quarter after throwing his mouthpiece to the ground and was subsequently suspended for Game 2...appeared in all five games in the Eastern Conference Semifinals vs. New Jersey and averaged 11.6 points (.645 FG%, .857 FT%), 7.8 rebounds, 1.2 assists and 29.4 minutes...his 64.5 percent field goal accuracy in the series vs. New Jersey topped the HEAT and his 18 free throws made ranked second...scored a postseason career-high 20 points in Game 4 at New Jersey on May 14...appeared in all six games vs. Detroit in the Eastern Conference Finals and averaged 7.7 points (.382 FG%, .444 FT%), 7.2 rebounds, 1.2 assists and 32.8 minutes...appeared in all six games of the NBA Finals vs. Dallas and averaged 6.5 points (.500 FG%, .300 FT%), 6.2 rebounds and 29.2 minutes...led the HEAT in offensive rebounds in the Finals...recorded a double-double with 17 points and 10 rebounds in the deciding Game 6 at Dallas on June 20...had a key offensive rebound with 1:22 left in the fourth quarter of Game 6 and follow-up jumper a second later which put the HEAT up by three...grabbed eight offensive rebounds in Game 3 of the Finals vs. Dallas on June 13, tying the franchise single-game record...**2005:** Started each of Miami's 15 contests and averaged 9.2 points (.491 FG%, .739 FT%), a team-high 10.0 rebounds, 1.0 assists and 36.2 minutes...led the HEAT in offensive, defensive and total rebounds and double-doubles...ranked eighth in the NBA in rebounds per game and 38th in minutes per game in the 2005 postseason...scored in double figures on seven occasions and grabbed double-figure rebounds a team-high nine times...topped the HEAT in rebounds a team-high seven times, in minutes on four occasions and in steals and blocks twice each...averaged 8.8 points (.414 FG%, .647 FT%), a team-high 11.8 rebounds, 1.5 assists and 34.8 minutes in Miami's Opening Round sweep over New Jersey...set postseason career highs in defensive rebounds (13), total rebounds (19) and minutes played (46) in Miami's Game 3 double-overtime win at New Jersey on Apr. 28...his 19 total rebounds in Game 3 at New Jersey mark the third highest single-game total in Miami's postseason history...recorded his first postseason double-double with 11 points and 11 rebounds in Game 1 vs. New Jersey on Apr. 24...averaged 10.5 points (.531 FG%, .727 FT%), a team-high 11.3 rebounds, 1.3 assists and 37.8 minutes in Miami's Eastern Conference Semifinals sweep over Washington...averaged 8.7 points (.511 FG%, .833 FT%), a team-high 8.3 rebounds and 36.1 minutes in the Eastern Conference Finals vs. Detroit...**2004:** Came off the bench in all 13 games for Miami and averaged 3.6 points (.394 FG%, .677 FT%), 3.4 rebounds and 15.3 minutes...averaged 4.4 points (.412 FG%, .708 FT%), 4.9 rebounds and 20.6 minutes in the Opening Round vs. New Orleans and 2.7 points (.375 FG%, .571 FT%), 1.7 rebounds and 9.2 minutes in the Eastern Conference Semifinals vs. Indiana...made his postseason debut in Game 1 vs. New Orleans on Apr. 18.

HONORS:

2004-05: Started for the Sophomore team in the Rookie Challenge at All-Star Weekend...**2003-04:** NBA All-Rookie Second Team...was a member of the Rookie team in the Rookie Challenge at All-Star Weekend.

COLLEGE:

Was a four-year starter at the University of Florida and left as the all-time winningest player in the program's history...appeared in 130 games and averaged 13.7 points, 6.4 rebounds and 1.1 assists...did not miss a game in his career and started the final 99...is the first player in school history to play on four straight NCAA Tournament teams and to be named All-SEC by the league coaches...was the first Gator to be named to an Associated Press All-America team...as both a junior and senior he was a First-Team All-SEC selection and was a Third Team All-SEC selection in both his freshman and sophomore seasons...finished his career at UF tied for first in games played and ranked in the top 10 in starts (2nd), free throws attempted (2nd), scoring (3rd), free throws made (3rd), field goal percentage (4th), dunks (4th), blocked shots (5th), blocks per game (6th) and double-doubles (7th)...as a senior, was an Associated Press Honorable Mention All-American and was a finalist for the Naismith Player of the Year Award, the Wooden All-American Team and the inaugural Senior CLASS Award...was a team captain and led the Gators in scoring, rebounding, field goal percentage, double-doubles, free throws made and attempted and blocked shots...led the SEC in field goal percentage (26th in NCAA)...as a junior in 2000-01 was an Associated Press Third Team All-American and a finalist for the Wooden All-American Team...led the SEC in field goal percentage (11th in NCAA) and ranked second in defensive rebounds and 10th in free throw percentage...led the Gators in scoring, blocks and free throws made and attempted...averaged 20 points in the NCAA



UDONIS HASLEM

40

Tournament, fifth among all players in the tournament... as a sophomore, was named to the NCAA All-Final Four Team and to the East Regional All-Tournament Team... set a UF NCAA Tournament record with 27 points in the NCAA Championship game vs. Michigan State...his 10-12 shooting performance (.833) from the field was second only to Bill Walton's 21-22 (.955) in a championship game...his 85 points scored in the 2000 NCAA Tournament was the third highest total among players in the tournament.

PERSONAL:

Full name is Udonis Joneal Haslem...nickname is "U.D."...married his college sweetheart Faith Rein in the summer of 2013...has three sons, Kedonis, Josiah and Elijah...has two brothers and three sisters...lists his late brother, Samuel Wooten, who died of cancer at the age of 36 in 1999, as the person that made a difference in his life and the person that he most admired...it was Samuel who always took him to the court and had him play with older players...was a leisure service management major at UF...chose his major because it dealt with planning recreation activities and running Boys & Girls Clubs in the community...would eventually like to become the mayor of Miami...was inducted into the first class of the Miami Senior High School Hall of Fame in April 2009 and into the University of Florida Hall of Fame in March 2012...

started the Udonis Haslem Children's Foundation in 2005 to help local kids in need...the mission of his foundation is to promote youth development and self confidence through programs and services designed to enable kids to reach their full personal and educational potential...since its inception the foundation has provided Thanksgiving meals in Overtown and Liberty City as well as to families affected by AIDS and has hosted various toy giveaways...his foundation has an annual back-to-school kickoff celebration in August to distribute school uniforms and school supplies to underprivileged school-age children that are homeless, victims of domestic violence, abused and fostered...supports the Grandmothers Raising Children Foundation, as well as other various local charities...hosts an annual silent auction and benefit dinner to help raise funds for his foundation...went on a four-day goodwill tour to Jamaica in August of 2009 distributing school supplies, clothes and athletic gear to children...enjoys football and his favorite teams are the Miami Dolphins and Miami Hurricanes...played football until the 10th grade before a knee injury forced him to the sidelines...wears size 18 sneakers.

REGULAR SEASON CAREER HIGHS:

MINS:.....53:21, vs. Utah (3-14-09)
FGM:.....12, vs. New Jersey (11-14-09)
FGA:.....21, at Detroit (4-1-07)
3-PT FGM:.....0
3-PT FGA:.....1, eleven times (last: vs. Chicago, 3-7-07)
FTM:.....12, at Milwaukee (12-8-04)
FTA:.....12, two times (last: vs. Phoenix, 3-20-12)
OR:.....8, five times (last: at Utah, 12-3-06)
DR:.....16, at Milwaukee (3-26-10)
TOT:.....18, two times (last: at Milwaukee, 3-26-10)
AST:.....7, at Phoenix (1-5-07)
STL:.....5, vs. Philadelphia (4-14-06)
TO:.....5, three times (last: at Chicago, 3-26-09)
BLK:.....3, three times (last: vs. Houston, 4-22-12)
PTS:.....28, two times (last: vs. New Jersey, 11-14-09)

POSTSEASON CAREER HIGHS:

MINS:.....46, at New Jersey (4-28-05)
FGM:.....8, four times (last: vs. Indiana, 5-30-13)
FGA:.....14, at Detroit (5-31-06)
3-PT FGM:.....0
3-PT FGA:.....1, at Detroit (5-31-06)
FTM:.....9, at Chicago (5-4-06)
FTA:.....10, at Chicago (4-27-06)
OR:.....8, vs. Dallas (6-13-06)
DR:.....13, two times (last: at Boston, 6-3-12)
TOT:.....19, at New Jersey (4-28-05)
AST:.....4, two times (last: vs. New Jersey, 5-10-06)
STL:.....3, two times (last: vs. Dallas, 6-13-06)
TO:.....4, two times (last: vs. Dallas, 6-15-06)
BLK:.....2, three times (last: at Milwaukee, 4-28-13)
PTS:.....20, at New Jersey (5-14-06)

NBA REGULAR SEASON

Year Team	G-GS	MIN	FGM-FGA	PCT	3FG-3FGA	PCT	FT-FTA	PCT	OFF-DEF-TOT	AST	PF-DQ	STL	TO	BS	PTS	AVG
03-04 Miami	75-24	1795	205-447	.459	0-3	.000	140-183	.765	189-284-473	51	197-2	33	74	24	550	7.3
04-05 Miami	80-80	2675	346-641	.540	0-4	.000	178-225	.791	239-487-726	108	260-5	63	113	41	870	10.9
05-06 Miami	81-80	2491	300-591	.508	0-2	.000	157-199	.789	167-467-634	95	216-2	50	80	17	757	9.3
06-07 Miami	79-79	2483	353-717	.492	0-4	.000	138-203	.680	188-466-654	97	236-1	49	110	26	844	10.7
07-08 Miami	49-48	1805	237-507	.467	0-0	.000	115-142	.810	107-336-443	68	145-2	39	67	18	589	12.0
08-09 Miami	75-75	2560	333-643	.518	0-0	.000	128-170	.753	169-449-618	85	204-0	43	82	25	794	10.6
09-10 Miami	78-0	2177	312-632	.494	0-0	.000	147-193	.762	167-462-629	52	174-0	30	75	23	771	9.9
10-11 Miami	13-0	345	44-86	.512	0-0	.000	16-20	.800	29-77-106	6	39-0	7	14	3	104	8.0
11-12 Miami	64-10	1589	151-357	.423	0-0	.000	83-102	.814	117-353-470	42	142-0	35	60	24	385	6.0
12-13 Miami	75-59	1414	129-251	.514	0-0	.000	32-45	.711	97-307-404	38	173-1	30	45	15	290	3.9
TOTALS	669-455	19334	2410-4872	.495	0-13	.000	1134-1482	.765	1469-3688-5157	642	1786-13	379	720	216	5954	8.9

NBA PLAYOFFS

Year Team	G-GS	MIN	FGM-FGA	PCT	3FG-3FGA	PCT	FT-FTA	PCT	OFF-DEF-TOT	AST	PF-DQ	STL	TO	BS	PTS	AVG
03-04 Miami	13-0	199	13-33	.394	0-0	.000	21-31	.677	18-26-44	3	22-0	5	3	3	47	3.6
04-05 Miami	15-15	543	52-106	.491	0-0	.000	34-46	.739	38-112-150	15	48-0	8	18	6	138	9.2
05-06 Miami	22-22	650	74-150	.493	0-1	.000	41-60	.683	49-113-162	17	79-2	13	31	7	189	8.6
06-07 Miami	4-4	103	12-25	.480	0-0	.000	6-8	.750	4-17-21	4	14-0	1	2	2	30	7.5
08-09 Miami	7-7	204	25-46	.543	0-0	.000	9-10	.900	13-48-61	3	19-0	3	6	3	59	8.4
09-10 Miami	5-0	142	13-37	.351	0-0	.000	4-6	.667	9-28-37	4	18-0	1	5	1	30	6.0
10-11 Miami	12-0	290	27-68	.397	0-0	.000	9-10	.900	13-41-54	9	31-0	6	11	4	63	5.3
11-12 Miami	22-11	452	40-88	.455	0-0	.000	26-35	.743	37-104-141	13	60-1	5	20	6	106	4.8
12-13 Miami	22-19	357	51-86	.593	0-0	.000	8-14	.571	26-54-80	6	54-0	15	14	5	110	5.0
TOTALS	122-78	2940	307-639	.480	0-1	.000	158-220	.718	207-543-750	74	345-3	57	110	37	772	6.3



6

FORWARD

LEBRON JAMES

LEBRON JAMES

6

FORWARD



Height:
6'8"
Weight:
250
Years Pro:
10
Birthdate:
12/30/84
(Akron, OH)
High School:
St. Vincent-St. Mary
(Akron, OH)

CAREER TRANSACTIONS:

Selected in the first round of the 2003 NBA Draft (first overall) by the Cleveland Cavaliers...signed a contract extension with the Cavaliers on July 18, 2006...traded by the Cavaliers to the HEAT for a pair of first-round draft picks and a pair of second-round draft picks on July 9, 2010.

PROFESSIONAL CAREER:

Has appeared in 765 regular season games (764 starts) during his 10-year career...has averaged 27.6 points, 7.3 rebounds, 6.9 assists, 1.73 steals and 39.7 minutes while shooting 49 percent from the floor, 33.7 percent from three-point range and 74.7 percent from the foul line...has missed a total of 24 games due to injury, four games as a DNP-CD, one game for personal reasons and 10 games as a healthy scratch...is a four-time NBA regular season MVP and two-time NBA Finals MVP...is a two-time Olympic gold medalist...is a nine-time NBA All-Star and twice has captured All-Star Game MVP honors...has earned All-NBA First Team honors seven times and All-NBA Second Team honors twice...is a five-time NBA All-Defensive First Team selection...named the NBA Rookie of the Year and was a unanimous All-Rookie First Team selection in 2003-04...is a six-time winner of the NBA's Eastern Conference Rookie of the Month award...has been selected the NBA Eastern Conference Player of the Month 25 times and the NBA Eastern Conference Player of the Week a league-record 43 times...became the first player in NBA history to win the Player of the Month award in five consecutive months in the same season when he accomplished the feat the first five months of the 2012-13 season...has led the NBA in field goals made in four different seasons, in triple-doubles three seasons and in scoring average, free throws made and minutes per game one season each...opens the 2013-14 season ranked third on the NBA's all-time scoring average list behind only Michael Jordan and Wilt Chamberlain...has scored in double figures on 757 occasions, including 640 games with at least 20 points, 308 games with 30-or-more points, 49 40-point performances and nine 50-point efforts...begins the 2013-14 season having scored in double figures a career-high 495 consecutive games, a streak that began on Jan. 6, 2007...his longest stretch of consecutive 20-point games is 49 (Dec. 14, 2007-Mar. 26, 2008)...his longest streak of consecutive 30-point outings is 10 (Mar. 22-Apr. 10, 2006)...has recorded back-to-back 40-point performances three times...scored over 2,000 points in seven straight seasons from 2004-05 through 2010-11 and eight times overall in his

career...finished second in the NBA in points scored in eight consecutive seasons from 2004-12...has averaged at least 20 points in all 10 seasons...has grabbed double-figure rebounds on 180 occasions and handed out double-figure assists 125 times...has recorded 255 double-doubles and 36 triple-doubles...his high for consecutive double-doubles is six (Nov. 3-12, 2007) and his high for consecutive triple-doubles is three (Mar. 7-12, 2009)...his high for consecutive field goals made is 13 (accomplished twice: Jan. 31-Feb. 3, 2011 and Apr. 12-14, 2013) and his high for consecutive free throws made is 25 (Apr. 3-8, 2009)...his high for consecutive games with a three-point field goal made is 19 (Mar. 5-Apr. 11, 2008)...has hit multiple treys in a game 284 times...his career high for consecutive games played is 117 (Feb. 1, 2005-Apr. 12, 2006)...his high for consecutive games with a steal is 21 (Dec. 27, 2006-Feb. 7, 2007) and his high for consecutive games with a block is 13 (Dec. 21, 2008-Jan. 19, 2009)...has 393 multi-steal games and 160 multi-block games...has amassed at least 100 steals in each of his 10 seasons...ranks among the HEAT's all-time leaders in triple-doubles (1st), field goal percentage (3rd), assists (4th), free throws made (6th) and attempted (6th), double-doubles (6th), points (8th), field goals made (7th) and attempted (10th), defensive rebounds (10th), double-figure scoring efforts (10th), steals (10th), total rebounds (11th), three-point field goals made (12th) and attempted (12th), starts (12th), blocked shots (15th), minutes (15th), free throw percentage (16th) and three-point field goal percentage (18th)...is the Cavaliers all-time regular season leader in points, scoring average, field goals made and attempted, free throws made and attempted, three-point field goals attempted, steals, triple-doubles and minutes...has started all 138 postseason games in which he has appeared and has averaged 28.1 points, 8.6 rebounds, 6.7 assists, 1.71 steals and 43.1 minutes while shooting 47.2 percent from the floor, 32.2 percent from three-point range and 74.9 percent from the foul line...ranks among the NBA postseason all-time leaders in triple-doubles (tied-2nd), scoring average (5th), points (9th), free throws made (9th) and free throws attempted (9th)...ranks among Miami's postseason leaders in double-doubles (1st), triple-doubles (1st), points (2nd), field goals made (2nd) and attempted (2nd), free throws made (2nd) and attempted (2nd), three-point field goals made (2nd) and attempted (2nd), assists (2nd), steals (2nd), double-figure scoring efforts (2nd), 20-point games (2nd), 30-point games (2nd), 40-point games (2nd), minutes (3rd), starts (3rd), defensive rebounds (3rd), total rebounds (3rd), offensive rebounds (4th), dunks (4th), games played (5th) and blocks (tied-5th)...is Cleveland's postseason leader in points, scoring average, field goals made and attempted, three-point field goals made and attempted, free throws made and attempted, assists, steals and minutes...has scored in double figures in 137 postseason games, including 119 with at least 20 points, 61 of 30-or-more points and 11 of 40-or-more points...has led the HEAT in scoring in postseason play 47 times, including 13 consecutive games from May 28, 2012-Apr. 21, 2013...owns the HEAT postseason records for most consecutive 20-point games at 22 (May 3, 2012-Apr. 21, 2013) and most consecutive 30-point games at five (June 5-14, 2012)...his longest streak of consecutive postseason games scoring in double figures is 89 (Apr. 22, 2006-Jun. 5, 2011)...has grabbed double-figure rebounds 47 times and dished out double-figure assists 19 times in postseason play and has amassed 55 double-doubles and 11 triple-doubles...has started all nine All-Star Games in which he has appeared and has averaged 25.1 points, 6.6 rebounds, 6.0 assists, 1.33 steals and 30.9 minutes while shooting 51.7 percent from the floor and 72.4 percent from the foul line.

2012-13 SEASON:

Started all 76 games in which he appeared for the HEAT and averaged 26.8 points (.565 FG%, .753 FT%), 8.0 rebounds, 7.3 assists, 1.70 steals and 37.9 minutes... was sidelined four games with a strained right hamstring (three from Mar. 31-Apr. 5 and again on Apr. 10) and one game (Apr. 15) with a sore right hamstring...missed one game (Apr. 17) for personal reasons...was named the NBA MVP for the second consecutive year and fourth time in five years...was named First Team All-NBA and to the NBA All-Defensive First Team...was a six-time Eastern Conference Player of the Week and a five-time Eastern Conference Player of the Month...captured Player of the Month honors each of the first five months of the season becoming the first player to capture the award five consecutive months in the same season...started for the Eastern Conference at the All-Star Game in Houston...recorded single-season career highs in field goal percentage and three-point field goal percentage...this marked the sixth consecutive season in which he improved his field goal percentage and the second straight year he improved his three-point percentage...became the first player in NBA history to hit at least 100 treys in a season while shooting at least 55% from the floor...led the NBA in field goals made and ranked among the league leaders in triple-doubles (2nd), points (3rd), scoring average (4th), field goal percentage (5th), free throws made (6th) and attempted (6th), field goals attempted (7th), minutes (8th), assists (11th), double-doubles (tied-11th), steals per game (12th), rebounds per game (21st), three-point field goal percentage (28th) and blocks per game (40th)...led the HEAT in points, scoring average, minutes played, field goals made and attempted, field goal percentage, free throws made and attempted, defensive and total rebounds, assists, steals, double-doubles, triple-doubles, three-point plays, dunks, double-figure scoring efforts, 20-point games and 30-point games...topped the HEAT in scoring 54 times, in assists 55 times, in minutes 53 times and in rebounds 44 times (all team highs) and also led the team in blocks on 19 occasions...scored in double figures in all 76 games he appeared to extend his streak of consecutive double-figure scoring games to 495 overall and a franchise-record 217 as a member of the HEAT...scored at least 20 points on 71 occasions, 30-or-more points 26 times and posted one 40-point performance...set the franchise record for consecutive 20-point games at 38, the last 33 games of that streak were the first 33 games of the 2012-13 campaign and the 33 straight 20-point scoring games to open a season marked the second longest such streak in NBA history since the ABA-NBA merger...became the first player in NBA history to score at least 30 points and shoot at least 60 percent from the floor in six consecutive games when he accomplished the feat from Feb. 3-12...during the streak he averaged 30.8 points and shot 71.7 percent from the floor...set the franchise-record for consecutive 30-point performances with seven from Feb. 3-14...grabbed double-figure rebounds a career-high 25 times and handed out double-figure assists 15 times...posted a career-high 36 double-doubles and four triple-doubles...scored his 20,000th career point and handed out his 5,000th career assist at Golden State on Jan. 16...at 28 years and 17 days old he became the youngest player in NBA history to reach the 20,000-point plateau...grabbed his 5,000th career rebound at Atlanta on Nov. 9...hit his 1,000th career three-point field goal vs. Philadelphia on Mar. 8...scored his 5,000th point as a member of the HEAT vs. Houston on Feb. 6, reaching that milestone in a franchise-record 187 games...established franchise records for points in a second overtime period (11) and combined overtime points in a game (15) in Miami's double-overtime win over Sacramento on Feb. 26...shot a single-game career-best 92.9 percent (13-14) from the floor on Feb. 4 vs. Charlotte, tying Alonzo

LEBRON JAMES

6

Mourning for the second best single-game mark in HEAT history...**Season Highs:** 40 points (vs. Sacramento, Feb. 26), 16 rebounds (at Boston, Jan. 27), 16 assists (vs. Sacramento, Feb. 26), six steals (at Detroit, Dec. 28), four blocks (twice) and 51:56 minutes (at Boston, Jan. 27).

2011-12 SEASON:

Started all 62 games in which he appeared for the HEAT and averaged 27.1 points (.531 FG%, .771 FT%), 7.9 rebounds, 6.2 assists, 1.85 steals and 37.5 minutes...missed one game due to injury (Jan. 5, due to a sprained left ankle) and was a DNP-CD on three occasions...was named the NBA MVP for the third time in his career, becoming the first HEAT player to capture the award...was named First Team All-NBA and to the NBA All-Defensive First Team...was a six-time Eastern Conference Player of the Week and a two-time Eastern Conference Player of the Month...started for the Eastern Conference at the All-Star Game in Orlando and scored 36 points, his high in an All-Star Game...this marked the fifth consecutive season in which he improved his field goal percentage...led the NBA in field goals made per game and ranked among the leaders in points (2nd), field goals made (2nd), scoring average (3rd), steals (3rd), field goals attempted (4th), minutes per game (6th), field goal percentage (12th), assists per game (13th), double-doubles (tied-15th), defensive rebounds (17th), rebounds per game (25th) and total rebounds (26th)...led the HEAT in minutes played, points, scoring average, field goals made and attempted, field goal percentage, free throws made and attempted, defensive and total rebounds, assists, steals, dunks, double-figure scoring efforts, 20-point games, 30-point games, 40-point games and double-doubles...topped the HEAT in scoring 43 times, in assists 42 times, in minutes on 40 occasions and in steals 26 times (all team highs)...also topped Miami in rebounds 23 times and blocks on 10 occasions...scored in double figures 62 times, including 50 games with at least 20 points, 24 games with 30-or-more points and a pair of 40-point games...grabbed double-figure rebounds on 17 occasions and handed out double-figure assists six times...recorded 23 double-doubles...tied the franchise record for most consecutive points to end a HEAT victory, scoring Miami's final 17 points in a 101-98 win at New Jersey on Apr. 16...**Season Highs:** 41 points (vs. Philadelphia, Apr. 3), 13 rebounds (four times), 13 assists (vs. Indiana, Jan. 4), five steals (three times), three blocks (three times) and 47:18 minutes (at Chicago, Apr. 12).

2010-11 SEASON:

Started all 79 games for the HEAT in which he saw action and averaged 26.7 points (.510 FG%, .759 FT%), 7.5 rebounds, 7.0 assists, 1.57 steals and 38.8 minutes...missed two games (Jan. 13-15) with a sprained left ankle and was a DNP-CD in the regular season finale (Apr. 13)...named First Team All-NBA and to the NBA All-Defensive First Team...was a five-time Eastern Conference Player of the Week and a three-time Player of the Month recipient...started for the Eastern Conference and recorded only the second triple-double in All-Star Game history, finishing with team-highs in points (29), rebounds (12) and assists (game-high 10)...led the NBA in triple-doubles and field goals made and ranked among the league leaders in points scored (2nd), scoring average (2nd), free throws attempted (5th), free throws made (6th), field goal attempts (6th), minutes per game (6th), steals per game (10th), assists per game (12th), defensive rebounds (13th), double-doubles (tied-13th), field goal percentage (21st), total rebounds (32nd) and rebounds per game (34th)...led

Management

Players

12/13 Review

Records

Playoffs

History

All-Time Roster

NBA/NBADL

Opponents

Media

the HEAT in minutes, points, field goals made and attempted, free throws made and attempted, defensive rebounds, assists, steals, double-doubles, triple-doubles, double-figure scoring efforts and 20-point games and tied for the lead in 30-point games and 40-point games...scored in double figures in all 79 games he appeared, including 67 games with 20-or-more points, 25 games with at least 30 points, four 40-point performances and one 50-point effort...grabbed double-figure rebounds 23 times and handed out double-figure assists on 12 occasions...posted 31 double-doubles and four triple-doubles...led Miami in scoring 39 times, in assists 59 times, in minutes on 45 occasions and in steals 40 times, all tops on the team...also topped Miami in rebounds on 21 occasions and blocks 16 times...his 51-point effort at Orlando on Feb. 3 was the NBA high in 2010-11 and set a HEAT franchise record for most points in a road game...tallied a game-high 38 points, eight assists and five rebounds in his highly anticipated return to Cleveland on Dec. 2 and sat out the fourth quarter as Miami cruised to a 28-point victory...his 24-point third quarter at Cleveland tied the HEAT record for points in any quarter...this season marked the fourth consecutive season in which he totaled at least 2,000 points, 500 rebounds, 500 assists and 100 steals...made his HEAT debut in Boston on Oct. 26 and totaled 31 points, four rebounds, three assists and two blocks in 42:39 minutes...**Season Highs:** 51 points (at Orlando, Feb. 3), 14 assists, (vs. Utah, Nov. 9), 13 rebounds (four times), six steals (at Milwaukee, Jan. 7), three blocks (three times) and 46:44 minutes (vs. Utah, Nov. 9).

2009-10 SEASON:

Started all 76 games in which he appeared for the Cavaliers and averaged 29.7 points (.503 FG%, .767 FT%), 8.6 assists, 7.3 rebounds, 1.64 steals, 1.01 blocks and 39.0 minutes...missed six games as a healthy scratch to rest (two games from Mar. 6-8 and the final four games from Apr. 8-14)...won his second consecutive NBA MVP Award...earned First Team All-NBA honors and was an NBA All-Defensive First Team selection...was a starter for the Eastern Conference at the NBA All-Star Game...was a four-time NBA Eastern Conference Player of the Month and a six-time NBA Eastern Conference Player of the Week...recorded career highs in three-point field goals attempted and assists...led the league in road scoring (31.0 ppg), averaging more than 30 points on the road for the third straight year...also topped the league in second half scoring (14.9 ppg) and fourth quarter scoring (8.0 ppg)...scored at least 20 points in the second half of an NBA-best 19 games and at least 10 points in the fourth quarter a league-high 27 times...in addition to leading the league in triple-doubles, he also ranked among the league leaders in points scored (2nd), scoring average (2nd), assists per game (6th) and steals per game (9th)...led the Cavs in scoring average, points, field goals made and attempted, three-point field goals attempted, free throws made and attempted, defensive rebounds, assists, steals, blocks and minutes...topped the Cavs in scoring 68 times, in assists 65 times, in steals on 29 occasions, in blocks 26 times and in rebounds 23 times...had a league-high 15 games where he led his team in scoring, rebounds and assists...scored in double figures in all 76 games, including 69 games with at least 20 points, 38 games with 30-or-more points and nine 40-point performances...grabbed double-figure rebounds 24 times and handed out double-figure assists a career-high 24 times...recorded 31 double-doubles and four triple-doubles...became the

Cavaliers' all-time leader in minutes played on Mar. 5 vs. Detroit...set a franchise-record for points in a half with 35 in the first half vs. New York on Feb. 6...**Season Highs:** 48 points (vs. Atlanta, Dec. 30), 16 rebounds (at Sacramento, Dec. 23), 15 assists (twice), five steals (three times), four blocks (four times) and 47:00 minutes (vs. Denver, Feb. 18).

2008-09 SEASON:

Started all 81 games in which he saw action and averaged 28.4 points (.489 FG%, .780 FT%), 7.6 rebounds, 7.2 assists, 1.69 steals, 1.15 blocks and 37.7 minutes...missed one game as a healthy scratch (season finale on Apr. 15)...captured his first NBA MVP Award...was All-NBA First Team and an NBA All-Defensive First Team selection...started for the Eastern Conference at the NBA All-Star Game...was a four-time NBA Eastern Conference Player of the Month...was named the NBA Eastern Conference Player of the Week an NBA single-season record seven times...led the NBA in free throws made, triple-doubles, fourth quarter scoring average (7.6) and points per game in road games (31.5)...also ranked among the league leaders in scoring average (2nd), points (2nd), field goals made (3rd) and attempted (3rd), free throws attempted (3rd), free throws attempted per game (4th), steals (tied-6th), steals per game (tied-7th), assists (8th), assists per game (9th), defensive rebounds per game (tied-13th), double-doubles (tied-14th), blocks per game (23rd) and total rebounds (25th)...registered career highs in games played, starts, three-point field goals made, free throw percentage, total rebounds and blocks...became just the fourth player since steals and blocks became official stats in 1973-74 to lead his team in scoring, rebounds, assists, steals and blocks in the same season...also led the Cavs in minutes, scoring average, field goals made and attempted, free throws made and attempted, defensive rebounds, games and starts...topped the team in scoring 64 times, in assists 61 times, in steals on 41 occasions, in blocks 29 times and in rebounds on 26 occasions...scored in double figures a career-high 81 times, including a career-high 72 games with at least 20 points, 34 games with 30-or-more points, nine 40-point performances and a career-high three 50-point outings...grabbed double-figure rebounds 17 times and handed out double-figure assists on 19 occasions...tallied 29 double-doubles and tied his career high with seven triple-doubles...recorded a triple-double in a career-high three consecutive games from Mar. 7-12...made a career-high eight three-point field goals during a season-high 55-point effort at Milwaukee on Feb. 20...**Season Highs:** 55 points (at Milwaukee, Feb. 20), 15 rebounds (vs. Sacramento, Jan. 27), 14 assists (at Portland, Jan. 21), five steals (vs. New York, Dec. 3), four blocks (vs. Indiana, Nov. 7) and 46:59 minutes (at Sacramento, Mar. 13).

2007-08 SEASON:

Started 74 of the 75 games in which he appeared and averaged 30.0 points (.484 FG%, .712 FT%), 7.9 rebounds, 7.2 assists, 1.84 steals, 1.08 blocks and 40.4 minutes...sat out five games (Nov. 30-Dec. 8) with a sprained left index finger, one game (Jan. 31) with a sprained right ankle and was a healthy scratch once (season finale on Apr. 16)...earned First Team All-NBA honors...was an Eastern Conference starter at the NBA All-Star Game in New Orleans and captured MVP honors after tallying 27 points, nine assists, eight rebounds, two steals and two blocks in 30:15 minutes...was a two-time NBA Eastern Conference Player of the Month and a three-time NBA Eastern Conference Player of the Week...came off the bench for the only time in his career on Dec. 11 vs. Indiana, after returning from a five-game absence due to the sprained left index finger...amassed a career high in

LEBRON JAMES

6

offensive rebounds...led the NBA in scoring average and field goals made and also ranked among the league leaders in points (2nd), free throws attempted per game (2nd), triple-doubles (2nd), steals (6th), assists per game (8th), assists (10th), steals per game (10th) and double-doubles (19th)...averaged a league-best 8.6 points in the fourth quarter...became the Cavs' all-time leading scorer with his fifth point vs. Toronto on Mar. 21...led the Cavs in points, scoring average, field goals made and attempted, field goal percentage, three-point field goals attempted, free throws made and attempted, defensive rebounds, assists, steals, minutes and starts...topped the team in scoring 66 times, in assists 64 times, in steals on 40 occasions, in blocks 25 times and in rebounds in 16 games...scored in double figures 75 times, including 69 games with at least 20 points, 39 games with 30-or-more points, seven 40-point efforts and a pair of 50-point games...scored at least 20 points in a career-high 49 consecutive games from Dec. 14-Mar. 26, including a career-high 21 straight games with 25-or-more points from Jan. 25-Mar. 8...grabbed double-figure rebounds 22 times and handed out double-figure assists 16 times...recorded 31 double-doubles and a career-high seven triple-doubles...set the Cleveland franchise record for points in a quarter with 24 in the fourth quarter at Toronto on Jan. 6 and matched it with 24 first quarter points at Chicago on Apr. 11...**Season Highs:** 51 points (at Memphis, Jan. 15), 19 rebounds (vs. Charlotte, Jan. 11), 14 assists (vs. Orlando, Nov. 14), six steals (twice), four blocks (at Phoenix, Nov. 4) and 50:13 minutes (vs. Milwaukee, Dec. 17).

2006-07 SEASON:

Started all 78 games in which he appeared and averaged 27.3 points (.476 FG%, .698 FT), 6.7 rebounds, 6.0 assists, 1.60 steals and 40.9 minutes...missed four games due to injury...sat out a pair of games (Jan. 26 and Jan. 30) with a sprained right big toe, one game (Mar. 13) with back spasms and one game (Apr. 1) with right knee tendinitis...was an All-NBA Second Team selection...was a starter for the Eastern Conference at

the NBA All-Star Game...was the NBA Eastern Conference Player of the Month for March...was a two-time NBA Eastern Conference Player of the Week...ranked among the NBA leaders in points (2nd), field goals made (2nd), minutes per game (3rd), scoring average (4th), free throws made (5th), steals per game (11th) and assists per game (15th)...led the Cavs in points, scoring average, field goals made and attempted, three-point field goals made and attempted, free throws made and attempted, defensive rebounds, assists, steals and minutes...topped the team in points 65 times, in assists 51 times, in steals on 36 occasions, in blocks 23 times and in rebounds 10 times...scored in double figures 77 times, including 64 games with at least 20 points, 33 games with 30-or-more points and one 40-point effort...grabbed double-figure rebounds 12 times and handed out double-figure assists on five occasions...posted 16 double-doubles and one triple-double...**Season Highs:** 41 points (at Detroit, Mar. 7), 17 rebounds (vs. Utah, Mar. 17), 12 assists (vs. Chicago, Nov. 9), four steals (four times), three blocks (five times) and 53:55 minutes (vs. Philadelphia, Jan. 24).

2005-06 SEASON:

Started all 79 games in which he saw action and averaged 31.4 points (.480 FG%, .738 FT%), 7.0 rebounds, 6.8 assists, 1.56 steals and 42.5 minutes...missed one game due to injury (Apr. 13 due to a sprained left ankle)...was a healthy scratch on the inactive list the final two games of the season (Apr. 17-19)...was a First Team All-NBA selection...started the NBA All-Star Game and captured MVP honors after totaling 29 points, six rebounds, two assists and two steals in 30:34 minutes...was a two-time NBA Eastern Conference Player of the Month and a five-time NBA Eastern Conference Player of the Week...became the first player in NBA history to win Player of the Week honors in three straight weeks...set career highs and



LEBRON JAMES

6

franchise single-season records in points, scoring average, field goals made and attempted, free throws made and attempted and minutes per game...ranked among the NBA leaders in points scored (2nd), minutes per game (2nd), field goals made (2nd), triple-doubles (2nd), scoring average (3rd), free throws made (6th), assists per game (12th), steals per game (15th) and defensive rebounds (19th)...led the Cavs in minutes, points, field goals made and attempted, free throws made and attempted, defensive rebounds, assists and steals...topped the team in scoring 72 times, in assists on 59 occasions, in steals 35 times, in blocks in 23 games and in rebounds 18 times...scored in double figures in all 79 games, including 70 games with at least 20 points, a career-high 49 games with 30-or-more points, a career-high 10 40-point efforts and a pair of 50-point performances...scored at least 30 points in a career-high 10 consecutive games from Mar. 22-Apr. 10...grabbed double-figure rebounds on 18 occasions and handed out double-figure assists eight times...tallied 21 double-doubles and five triple-doubles...set career, franchise and NBA season highs in both free throws made (24) and attempted (28) at Miami on Mar. 12 and the 24 free throws made and 28 attempts also tied the franchise record for a HEAT opponent...**Season Highs:** 52 points (at Milwaukee, Dec. 10), 13 rebounds (at Portland, Jan. 15), 12 assists (three times), six steals (vs. Portland, Mar. 17), four blocks (at Boston, Feb. 15) and 53:55 minutes (at Boston, Feb. 15).

2004-05 SEASON:

Started all 80 games in which he appeared and averaged 27.2 points (.472 FG%, .750 FT%), 7.4 rebounds, 7.2 assists, 2.21 steals and 42.4 minutes...missed a pair of games (Jan. 28-30) with a sprained left ankle...was a Second Team All-NBA selection becoming the youngest player in league history to earn All-NBA honors...was chosen as an Eastern Conference starter for the first time in his All-Star Game career...captured NBA Eastern Conference Player of the Month honors twice and was a three-time Eastern Conference Player of the Week...led the NBA in field goals made, minutes and minutes per game...set the franchise record for minutes in a season...recorded career highs in minutes, assists per game, steals and steals per game...led the NBA in field goals made, minutes and minutes per game and ranked among the league leaders in points (2nd), steals (2nd), scoring average (3rd), steals per game (3rd), triple-doubles (3rd), assists (5th) and assists per game (6th)...led the Cavs in minutes, points, field goals made and attempted, three-point field goals made and attempted, free throws made and attempted, assists and steals...topped Cleveland in scoring 64 times, in assists 57 times, in steals on 46 occasions, in rebounds 16 times and in blocks 12 times...scored in double figures 79 times, including 68 games with at least 20 points, 27 games with 30-or-more points, five 40-point performances and one 50-point effort...scored a career high and franchise-record 56 points at Toronto on Mar. 20...grabbed double-figure rebounds on 15 occasions and handed out double-figure assists 14 times...posted 25 double-doubles and four triple-doubles...became the youngest player (20 years, 20 days old) in NBA history to post a triple-double when he recorded his first with 27 points, 11 rebounds and 10 assists at Portland on Jan. 19...started for the Sophomore Team in the Rookie Challenge during All-Star Weekend...**Season Highs:** 56 points (at Toronto, Mar. 20), 18 rebounds (vs. New York, Apr. 14), 15 assists (vs. Memphis, Jan. 26), seven steals (at Memphis, Dec. 13), three blocks (twice) and 53 minutes (twice).

2003-04 SEASON:

Started all 79 games in which he appeared and averaged 20.9 points (.417 FG%, .754 FT%), 5.9 assists, 5.5 rebounds, 1.65 steals and 39.5 minutes...missed three games (Jan. 20-24) with a sprained right ankle...was named the NBA Rookie of the Year becoming the youngest player to receive the award...was a unanimous All-Rookie First Team selection...was the Eastern Conference Rookie of the Month all six months of the season...ranked among the NBA leaders in minutes per game (10th), scoring average (13th), assists per game (13th) and steals per game (13th)...topped all rookies in steals and minutes and ranked among the leaders in scoring average (2nd), double-doubles (3rd), blocks per game (5th), rebounds per game (6th) and field goal percentage (10th)...led the Cavs in minutes, points, field goals made and attempted, three-point field goals made and attempted, free throws made and attempted, assists and steals...topped the Cavs in scoring 39 times, in assists 41 times, in steals on 37 occasions, in blocks seven times and in rebounds six times...scored in double figures on 73 occasions, including 40 games with at least 20 points, 13 games with 30-or-more points and one 40-point performance...grabbed double-figure rebounds on seven occasions and handed out double-figure assists six times...posted 12 double-doubles...made his NBA debut at Sacramento on Oct. 29 and totaled 25 points, nine assists, six rebounds and four steals in 42 minutes...started for the Rookie Team in the Rookie Challenge at All-Star Weekend in Los Angeles...**Season Highs:** 41 points (vs. New Jersey, Mar. 27), 16 rebounds (vs. Memphis, Nov. 29), 13 assists (vs. New Jersey, Mar. 27), six steals (vs. New Orleans, Dec. 23), five blocks (twice) and 55 minutes (vs. Memphis, Nov. 29).

NBA PLAYOFFS:

2013: Started all 23 games for the NBA Champion HEAT and averaged 25.9 points (.491 FG%, .777 FT%), 8.4 rebounds, 6.6 assists, 1.78 steals and 41.8 minutes...was named MVP Finals MVP for the second straight year...led the HEAT in points, scoring average, field goals made and attempted, free throws made and attempted, defensive and total rebounds, assists, steals, dunks and minutes and tied for the lead in three-point field goals attempted...topped Miami in scoring 18 times, in minutes 22 times, in assists in 17 occasions, in rebounds 13 times and in steals 12 times (all team highs)...also topped the squad in blocks five times...scored in double figures in all 23 games, including 18 games with at least 20 points and eight games with 30-or-more points...grabbed double-figure rebounds seven times and handed out double-figure assists three times...recorded seven double-doubles and three triple-doubles...averaged 24.5 points (.627 FG%, .700 FT%), 7.8 rebounds, 6.8 assists, 1.00 steals and 36.8 minutes in the Opening Round vs. Milwaukee...led Miami in points, scoring average, field goals made and attempted, field goal percentage, free throws made and attempted, assists and minutes vs. the Bucks...averaged 23.6 points (.438 FG%, .808 FT%), 7.8 assists, 7.0 rebounds, 2.20 steals and 41.6 minutes in the Eastern Conference Semifinals vs. Chicago...led the HEAT in points, scoring average, field goals made and attempted, free throws made and attempted, assists, steals and minutes vs. Chicago...averaged 29.0 points (.510 FG%, .778 FT%), 7.3 rebounds, 5.3 assists, 1.43 steals, 1.43 blocks and 43.4 minutes in the Eastern Conference Finals vs. Indiana...led Miami in points, scoring average, field goals made and attempted, three-point field goals made and attempted, free throws made and attempted, defensive and total rebounds, assists, blocks and minutes and tied for the team lead in steals vs. Indiana...recorded a triple-double with 30 points, 10

rebounds and 10 assists and hit a game-winning lay-up at the buzzer in overtime in Game 1 on May 22... averaged 25.3 points (.447 FG%, .795 FT%), 10.9 rebounds, 7.0 assists, 2.29 steals and 43.0 minutes in the NBA Finals vs. San Antonio...led Miami in points, scoring average, field goals made and attempted, three-point field goal attempts, free throws made and attempted, defensive and total rebounds, assists, steals and minutes vs. the Spurs...posted a pair of triple-doubles in the Finals...had 18 points, 18 rebounds (including 16 defensive to tie his postseason career high) and 10 assists in Game 1 on June 6 and 32 points, 11 assists and 10 rebounds in Game 6 on June 18...had a game-high 37 points (his 2013 postseason high) and a team-high 12 rebounds in Miami's Game 7 title-clinching victory on June 20...**2012:** Started all 23 games for the NBA Champion HEAT and averaged 30.3 points (.500 FG%, .739 FT%), 9.7 rebounds, 5.6 assists, 1.87 steals and 42.7 minutes...was named the unanimous MVP of the NBA Finals...led the HEAT in points, scoring average, field goals made and attempted, field goal percentage, free throws made and attempted, offensive rebounds, defensive rebounds, total rebounds, assists, steals and minutes...topped Miami in points a team-high 19 times and also led the squad in minutes 17 times, in steals 13 times, in assists in 12 contests, in rebounds 10 times and in blocks on five occasions...scored in double figures in all 23 games, including 22 games with at least 20 points, 13 games with 30-or-more points and a pair of 40-point efforts...set a postseason franchise record for most consecutive 30-point games with five (June 5-14)...grabbed double-figure rebounds 10 times and handed out double-figure assists twice...recorded 11 double-doubles and one triple-double...averaged 27.8 points (.478 FG%, .807 FT%), 6.2 rebounds, 5.6 assists, 2.20 steals and 37.8 minutes in the Opening Round vs. New York...led Miami in points, field goals attempted, free throws made and attempted, assists and minutes and tied for the team lead in field goals made and defensive rebounds vs. New York...averaged 30.0 points (.504 FG%, .725 FT%), 10.8 rebounds, 6.2 assists, 2.67 steals and 42.6 minutes in the Eastern Conference Semifinals vs. Indiana...topped Miami in points, field goals made and attempted, offensive rebounds, defensive rebounds, total rebounds,

LEBRON JAMES

6

assists, steals and minutes vs. Indiana...averaged 33.6 points (.527 FG%, .650 FT%), 11.0 rebounds, 3.9 assists, 1.29 blocks, 1.14 steals and 45.9 minutes in the Eastern Conference Finals vs. Boston...his 33.6 ppg scoring average vs. Boston is the second highest individual series scoring average in HEAT postseason history...led Miami in points, field goals made and attempted, free throws made and attempted, defensive and total rebounds and minutes vs. Boston...with Miami facing elimination in Game 6 at Boston on June 7 he tallied 45 points, 15 rebounds and five assists while shooting 19-26 (.731) from the floor...his 19 field goals made in Game 6 set a HEAT single-game postseason record...matched his postseason career highs in both free throws made (18) and attempted (24) in Game 2 vs. Boston on May 30...averaged 28.6 points (.472 FG%, .826 FT%), 10.2 rebounds, 7.4 assists, 1.60 steals and 44 minutes in the NBA Finals vs. Oklahoma City en route to being named the unanimous MVP of the series...led Miami in points, field goals made and attempted, free throws made and attempted, defensive and total rebounds, assists and minutes vs. OKC and tied for the team lead in offensive rebounds...recorded only the second triple-double in Miami postseason history in the series-clinching Game 5 on June 21 as he tallied 26 points, a postseason career-high tying 13 assists and 11 rebounds...**2011:** Started all 21 games for the HEAT and averaged 23.7 points (.466 FG%, .763 FT%), 8.4 rebounds, 5.9 assists, 1.67 steals, 1.19 blocks and 43.9 minutes...led Miami in minutes played, three-point field goals attempted, defensive rebounds, assists and steals and tied for the team lead in field goals attempted...topped Miami in scoring and rebounds eight times each, in minutes 18 times, in assists on 13 occasions and in blocks in six games...scored in double figures on 20 occasions, including 15 games with at least 20 points and five 30-point efforts...grabbed double-figure rebounds on seven occasions and handed out double-figure assists twice...posted eight double-doubles and one triple-double...averaged 24.2 points (.469 FG%, .820 FT%), 10.6 rebounds, 6.2 assists and 42.2 minutes

Management

Players

12/13 Review

Records

Playoffs

History

All-Time Roster

NBA/NBADL

Opponents

Media



in Miami's Opening Round series vs. Philadelphia and led the team in points, free throws made and attempted, defensive and total rebounds, assists and minutes... averaged 28.0 points (.472 FG%, .667 FT), 8.2 rebounds, 3.6 assists, 1.80 steals, 1.80 blocks and 44.6 minutes in the Eastern Conference Semifinals vs. Boston... led Miami in field goals attempted, three-point field goals made and attempted and minutes vs. Boston and tied for the team lead in field goals made and blocks... averaged 25.8 points (.447 FG%, .864 FT%), 7.8 rebounds, 6.5 assists, 2.40 steals, 1.80 blocks and 45.2 minutes in the Eastern Conference Finals vs. Chicago... led Miami in points, field goals attempted, three-point field goals made and attempted, free throws made and attempted, offensive and total rebounds, assists, steals and minutes in the conference finals and tied for the lead in field goals made... averaged 17.8 points (.478 FG%, .600 FT%), 7.2 rebounds, 6.8 assists, 1.67 steals and 43.7 minutes in the NBA Finals vs. Dallas... led Miami in defensive rebounds, assists, steals and minutes in the Finals... recorded the first triple-double in HEAT postseason history with 17 points, 10 rebounds and 10 assists in Game 5 at Dallas on June 9... **2010:** Started all 11 games for the Cavs and averaged 29.1 points (.502 FG%, .733 FT%), 9.3 rebounds, 7.6 assists, 1.82 blocks, 1.73 steals and 41.8 minutes... led Cleveland in points, field goals made and attempted, three-point field goals made and attempted, free throws made and attempted, defensive and total rebounds, assists, steals, blocks and minutes... scored in double figures in all 11 contests, including nine games with at least 20 points, five games with 30-or-more points and one 40-point performance... grabbed double-figure rebounds four times and handed out double-figure assists twice... recorded four double-doubles and two triple-doubles... averaged 31.8 points (.567 FG%, .720 FT%), 9.2 rebounds, 8.2 assists, 2.40 blocks, 1.20 steals and 40.8 minutes in Cleveland's Opening Round series vs. Chicago... averaged 26.8 points (.447 FG%, .743 FT%), 9.3 rebounds, 7.2 assists, 2.17 steals, 1.33 blocks and 42.3 minutes in the Eastern Conference Semifinals vs. Boston... **2009:** Started all 14 games for Cleveland and averaged 35.3 points (.510 FG%, .749 FT%), 9.1 rebounds, 7.3 assists, 1.64 steals and 41.4 minutes... led the NBA in scoring average... led the Cavs in points, scoring average, field goals made and attempted, field goal percentage, free throws made and attempted, defensive and total rebounds, assists and steals... scored at least 25 points in all 14 games, including nine games with at least 30 points and four 40-point performances... grabbed double-figure rebounds seven times, including a postseason career-high four consecutive games (Apr. 21-May 5)... handed out double-figure assists once... posted seven double-doubles and one triple-double... averaged 32.0 points (.506 FG%, .797 FT%), 11.3 rebounds, 7.5 assists, 1.50 steals and 40.8 minutes in Cleveland's Opening Round sweep of Detroit... his 11.3 rebounds per game average vs. Detroit is his high for a postseason series... averaged 33.8 points (.556 FG%, .696 FT%), 8.3 rebounds, 6.0 assists, 2.50 steals and 37.8 minutes in the Eastern Conference Semifinals sweep of Atlanta... averaged 38.5 points (.487 FG%, .745 FT%), 8.3 rebounds, 8.0 assists, 1.17 steals and 44.3 minutes in the Eastern Conference Finals vs. Orlando... the 38.5 points per game scoring average vs. Orlando is his personal high in a playoff series... scored a Cavs playoff franchise-record 49 points vs. Orlando in Game 1 on May 20... made the game-winning buzzer-beating shot in Game 2 vs. Orlando on May 22... recorded his lone triple-double of the 2009 postseason with 37 points, 14 rebounds and 12 assists in Game 5 vs. Orlando on May 28 becoming

the first player to record at least each of those numbers in a postseason game since Oscar Robertson on Mar. 21, 1963... **2008:** Started all 13 games for Cleveland and averaged 28.2 points (.411 FG%, .731 FT%), 7.8 rebounds, 7.6 assists, 1.77 steals, 1.31 blocks and 42.5 minutes... led the Cavs in points, scoring average, field goals made and attempted, three-point field goal attempts, free throws made and attempted, defensive and total rebounds, assists, steals, blocks and minutes... scored in double figures in all 13 games, including 12 games with at least 20 points, seven games with 30-or-more points and one 40-point performance... grabbed double-figure rebounds on four occasions and handed out double-figure assists three times... posted six double-doubles and one triple-double... averaged 29.8 points (.483 FG%, .701 FT%), 9.5 rebounds, 7.7 assists, 1.33 steals, 1.33 blocks and 41.3 minutes in the Opening Round series vs. Washington... averaged 26.7 points (.355 FG%, .756 FT%), 7.6 assists, 6.4 rebounds, 2.14 steals 1.29 blocks and 43.4 minutes in the Eastern Conference Semifinals vs. Boston... scored 45 points in Game 7 at Boston on May 18, the fourth highest individual point total scored in a Game 7 in NBA playoff history... **2007:** Started all 20 games for the Cavs and averaged 25.1 points (.416 FG%, .755 FT%), 8.1 rebounds, 8.0 assists, 1.70 steals and 44.7 minutes... led the Cavs in points, scoring average, field goals made and attempted, three-point field goal attempts, free throws made and attempted, defensive rebounds, assists, steals and minutes... scored in double figures in all 20 games, including 16 games with at least 20 points, six games with 30-or-more points and one 40-point performance... grabbed double-figure rebounds four times and handed out double-figure assists on four occasions... set a franchise record for double-doubles in a playoff season with eight... averaged 27.8 points (.425 FG%, .813 FT%), 8.5 rebounds, 7.5 assists, 1.75 steals and 45.5 minutes in Cleveland's Opening Round sweep of Washington... averaged 24.7 points (.423 FG%, .754 FT%), 8.5 assists, 7.3 rebounds, 1.17 steals and 44.0 minutes in the Eastern Conference Semifinals vs. New Jersey... averaged 25.7 points (.449 FG%, .741 FT%), 9.2 rebounds, 8.5 assists, 2.67 steals and 46.2 minutes in the Eastern Conference Finals vs. Detroit... scored a then franchise-record 48 points on 18-33 shooting in Game 5 at Detroit on May 31... scored 29 of Cleveland's final 30 points in Game 5, including each of their last 25 points overall... averaged 22.0 points (.356 FG%, .690 FT%), 7.0 rebounds, 6.8 assists, 1.00 steals and 42.5 minutes in the NBA Finals vs. San Antonio... **2006:** Started all 13 games for the Cavs and averaged 30.8 points (.476 FG%, .737 FT%), 8.1 rebounds, 5.8 assists, 1.38 steals and 46.5 minutes... led the Cavs in scoring, field goals made and attempted, three-point field goals made and attempted, free throws made and attempted, defensive and total rebounds, assists and minutes... scored at least 20 points in all 13 games, including eight games with 30-or-more points and a pair of 40-point efforts... grabbed double-figure rebounds four times and handed out double-figure assists twice... posted four double-doubles and a pair of triple-doubles... averaged 35.7 points (.510 FG%, .746 FT%), 7.5 rebounds, 5.7 assists, 1.33 steals and 47.2 minutes in Cleveland's Opening Round series vs. Washington... his scoring average against the Wizards was the third highest in NBA history for a player in his debut series trailing only Wilt Chamberlain (38.7 ppg in 1960) and Kareem Abdul-Jabbar (38.2 ppg in 1970)... recorded a triple-double with 32 points, 11 rebounds and 11 assists in Game 1 vs. Washington on Apr. 22 to become only the third player in NBA history to record a triple-double in his postseason debut joining Johnny McCarthy and Magic Johnson... became the first player in NBA history

to score over 40 points in his first road playoff game with 41 points in Game 3 at Washington on Apr. 28... averaged 26.6 points (.442 FG%, .727 FT%), 8.6 rebounds, 6.0 assists, 1.43 steals and 46.0 minutes in Cleveland's Eastern Conference Semifinal series vs. Detroit.

OLYMPICS:

2012: Started all eight games for the USA Basketball Senior National Team which won the gold medal in London, England and averaged 13.3 points (.603 FG%, .750 FT%), 5.6 rebounds, 5.6 assists, 1.83 steals and 25.1 minutes...led the team in assists...recorded the first triple-double in U.S. Olympic history with 11 points, 14 rebounds and 12 assists vs. Australia in the quarterfinal round on Aug. 8...topped the team in assists four times, in minutes three times and in points, rebounds and steals once each...**2008:** Started all eight games for the USA Basketball Senior National Team which won the gold medal in Beijing, China and averaged 15.5 points (.602 FG%, .458 FT%), 5.3 rebounds, 3.8 assists, 2.38 steals, 1.00 blocks and 24.8 minutes...led the team in minutes played, field goals made and blocks...topped the team in scoring once and rebounds twice...**2004:** Was a member of the bronze-medal winning USA Basketball Senior National Team...came off the bench in all eight games and averaged 5.4 points (.594 FG%, 1.000 FT%), 1.6 assists and 1.0 rebounds...became the youngest professional player ever to be a member of the U.S. Senior National Team.

HONORS:

2012-13: Captured the NBA MVP Award...was a starter for the Eastern Conference at the All-Star Game in Houston...was named First Team All-NBA and was an NBA All-Defensive First Team selection...was a six-time Eastern Conference Player of the Week (weeks ending Nov. 11, Nov. 18, Dec. 23, Feb. 10, Feb. 24 and Mar. 24) and a five-time Player of the Month (October/November, December, January, February and March)...was named the 2012 *Sports Illustrated* Sportsman of the Year...was named the USA Basketball 2012 Male Athlete of the Year...led the NBA in field goals made...**2011-12:** Became only the second player ever to receive the NBA Finals MVP (was the unanimous winner) and NBA regular season MVP and capture the NBA championship and a gold medal with the United States Senior National Team (in London, England) in the same year (joining Michael Jordan who accomplished the feat in 1992)...was First Team All-NBA...was an NBA All-Defensive First Team selection...was a starter for the Eastern Conference at the All-Star Game in Orlando...was a six-time Eastern Conference Player of the Week (weeks ending Jan. 1, Jan. 8, Jan. 29, Feb. 19, Apr. 8 and Apr. 22) and a two-time Player of the Month (December/January and February)...**2010-11:** Earned First Team All-NBA honors...was an NBA All-Defensive First Team selection...was a starter for the Eastern Conference at the All-Star Game in Los Angeles...was a five-time Eastern Conference Player of the Week (weeks ending Dec. 26, Jan. 9, Jan. 30, Feb. 6 and Mar. 20) and a three-time Player of the Month (December, January and April)...led the NBA in field goals made and triple-doubles...**2009-10:** Received the NBA MVP Award...earned First Team All-NBA honors...was an NBA All-Defensive First Team selection...started for the Eastern Conference at the NBA All-Star Game in Dallas...was a four-time NBA Eastern Conference Player of the Month (November, December, January and February)...was a six-time NBA Eastern Conference Player of the Week (weeks ending Nov. 22, Dec. 27, Jan. 10, Jan. 24, Feb. 7 and Feb. 28)...led the NBA in triple-doubles...**2008-09:** Captured the NBA MVP Award...was All-NBA First Team...was an NBA All-Defensive First Team selection...

started for the Eastern Conference at the NBA All-Star Game in Phoenix...was a four-time NBA Eastern Conference Player of the Month (November, January, March and April)...was named the NBA Eastern Conference Player of the Week an NBA-record seven times (weeks ending Nov. 9, Nov. 16, Dec. 28, Jan. 25, Feb. 8, Mar. 15 and Mar. 22)...led the NBA in free throws made and triple-doubles...**2007-08:** Was named to the 2008 USA Basketball Senior National Team which won the gold medal at the 2008 Olympic Games in Beijing, China...earned First Team All-NBA honors...was a starter for the Eastern Conference at the NBA All-Star Game in New Orleans and captured MVP honors...was a two-time NBA Eastern Conference Player of the Month (January and February)...was a three-time NBA Eastern Conference Player of the Week (weeks ending Nov. 25, Jan. 6, Feb. 24)...received the NBA's Community Assist Award for June 2008...led the NBA in scoring average and field goals made...**2006-07:** Was an All-NBA Second Team selection...was a starter for the Eastern Conference at the NBA All-Star Game in Las Vegas...was the NBA Eastern Conference Player of the Month for March...was a two-time NBA Eastern Conference Player of the Week (weeks ending Nov. 19 and Mar. 11)...**2005-06:** Was All-NBA First Team...was a starter for the Eastern Conference at the NBA All-Star Game in Houston and captured the MVP Award...was a two-time NBA Eastern Conference Player of the Month (November and March)...was a five-time NBA Eastern Conference Player of the Week (weeks ending Nov. 20, Jan. 29, Mar. 19, Mar. 26 and Apr. 2)...received the NBA's Community Assist Award for June 2006...**2004-05:** Was Second Team All-NBA...was a starter for the Eastern Conference All-Stars in the NBA All-Star Game and a starter for the Sophomore Team in the Rookie Challenge at All-Star Weekend in Denver...captured NBA Eastern Conference Player of the Month honors twice (November and January)...was a three-time Eastern Conference Player of the Week (weeks ending Nov. 14, Nov. 28 and Jan. 23)...led the NBA in field goals made, minutes and minutes per game...**2003-04:** Was named to the 2004 USA Basketball Senior National Team which won the bronze medal at the 2004 Olympic Games in Athens, Greece...was a recipient of the NBA's Community Assist Award for August 2004 with his USA Basketball Olympic teammates...was the NBA Rookie of the Year and a unanimous All-Rookie First Team selection...was the Eastern Conference Rookie of the Month all six months of the season...started for the Rookie Team in the Rookie Challenge at All-Star Weekend.

PERSONAL:

Full name is LeBron Raymone James...is the son of Gloria James...married his high school sweetheart Savannah Brinson on Sept. 14, 2013...has two sons (LeBron James Jr. and Bryce Maximus James)...has his own website (www.lebronjames.com) and one for his Foundation (www.lebronjamesfamilyfoundation.org)...launched the LeBron James Family Foundation in 2004 with a mission to positively affect the lives of children and young adults through education and co-curricular educational initiatives...in 2011, in partnership with the Akron Public Schools, the LeBron James Family Foundation launched its pillar program, "Wheels for Education", with its mission to improve graduation rates in Akron, this groundbreaking initiative targets third graders and provides them with the programs, support and mentors they need for success in school...through his Foundation, he is also delivering on his promise to his high school alma mater, St.Vincent-St. Mary, to rebuild the gymnasium and outfit all student-athletes

LEBRON JAMES

6

with brand new Nike uniforms...he and his Foundation also work regularly with the Boys and Girls Clubs of America, renovating a local Boys and Girls Club in every All-Star host city each year, an initiative that began in 2008 in New Orleans and continues today...has endorsement partnerships with Nike, 2K Sports, Audemars Piguet, Beats by Dre, Coca-Cola, Dunkin' Brands, McDonald's, Samsung, Tencent, and Upper Deck...his animated web series "The LeBron's" is in its second season on YouTube...in September 2008, More Than a Game, executive produced by LeBron James and Maverick Carter, debuted at the Toronto Film Festival, finishing up as runner-up to the eventual Academy Award winner *Slumdog Millionaire*...released in October 2009, the film chronicles LeBron and his teammates at St. Vincent-St. Mary High School and their seven-year journey which culminated with a national high school

championship...co-authored the book *Shooting Stars* with Buzz Bissinger which was released in 2009 and chronicled the St. Vincent-St. Mary High School team that overcame adversity to fulfill their dream...hosted *Saturday Night Live* on Sept. 29, 2007 and co-hosted the 15th Annual ESPY Awards on July 11, 2007...grew up idolizing Michael Jordan and the Chicago Bulls and is a fan of the New York Yankees and the Dallas Cowboys...were number 23 in high school and the first seven years of his NBA career as a tribute to Jordan...led St. Vincent-St. Mary High School to three state championships and was named the consensus 2003 National High School Player of the Year...was named *PARADE* magazine's High School Boys Player of the Year as both a junior and senior to become the first repeat winner...won Ohio's Mr. Basketball Award his final three seasons, becoming the first sophomore to earn the honor...also played football in high school through his junior year before giving it up to concentrate on basketball...was named First Team All-State as a wide receiver his sophomore year...wears size 16 sneakers.

REGULAR SEASON CAREER HIGHS:

MINS:.....55, vs. Memphis (11-29-03)
FGM:.....19, three times (last: vs. San Antonio, 2-13-06)
FGA:.....36, at Toronto (3-20-05)
3-PT FGM:.....8, at Milwaukee (2-20-09)
3-PT FGA:.....13, three times (last: at New York, 3-5-08)
FTM:.....24, at Miami (3-12-06)
FTA:.....28, at Miami (3-12-06)
OR:.....7, at L.A. Lakers (3-4-12)
DR:.....17, vs. New York (4-14-05)
TOT:.....19, vs. Charlotte (1-11-08)
AST:.....16, vs. Sacramento (2-26-13)
STL:.....7, at Memphis (12-13-04)
TO:.....10, at New Orleans (3-28-05)
BLK:.....5, two times (last: vs. Chicago, 3-16-04)
PTS:.....56, at Toronto (3-20-05)

POSTSEASON CAREER HIGHS:

MINS:.....53:00, at Washington (5-5-06)
FGM:.....20, vs. Orlando (5-20-09)
FGA:.....33, at Detroit (5-31-07)
3-PT FGM:.....7, at Washington (4-30-06)
3-PT FGA:.....12, at Washington (4-30-06)
FTM:.....18, two times (last: vs. Boston, 5-30-12)
FTA:.....24, two times (last: vs. Boston, 5-30-12)
OR:.....6, two times (last: at Indiana, 5-20-12)
DR:.....16, two times (last: vs. San Antonio, 6-6-13)
TOT:.....19, at Boston (5-13-10)
AST:.....13, three times (last: vs. Oklahoma City, 6-21-12)
STL:.....6, vs. Indiana (5-15-12)
TO:.....10, two times (last: at Boston, 5-6-08)
BLK:.....5, at Boston (5-7-11)
PTS:.....49, vs. Orlando (5-20-09)

NBA REGULAR SEASON

Year Team	G-GS	MIN	FGM-FGA	PCT	3FG-3FGA	PCT	FT-FTA	PCT	OFF-DEF-TOT	AST	PF-DQ	STL	TO	BS	PTS	AVG
03-04 CLE	79-79	3122	622-1492	.417	63-217	.290	347-460	.754	99-333-432	465	149-0	130	273	58	1654	20.9
04-05 CLE	80-80	3388	795-1684	.472	108-308	.351	477-636	.750	111-477-588	577	146-1	177	262	52	2175	27.2
05-06 CLE	79-79	3361	875-1823	.480	127-379	.335	601-814	.738	75-481-556	521	181-0	123	260	66	2478	31.4
06-07 CLE	78-78	3190	772-1621	.476	99-310	.319	489-701	.698	83-443-526	470	171-1	125	250	55	2132	27.3
07-08 CLE	75-74	3027	794-1642	.484	113-359	.315	549-771	.712	133-459-592	539	165-1	138	255	81	2250	30.0
08-09 CLE	81-81	3054	789-1613	.489	132-384	.344	594-762	.780	106-507-613	587	139-0	137	241	93	2304	28.4
09-10 CLE	76-76	2966	768-1528	.503	129-387	.333	593-773	.767	71-483-554	651	119-0	125	261	77	2258	29.7
10-11 Miami	79-79	3063	758-1485	.510	92-279	.330	503-663	.759	80-510-590	554	163-0	124	284	50	2111	26.7
11-12 Miami	62-62	2326	621-1169	.531	54-149	.362	387-502	.771	94-398-492	387	96-0	115	213	50	1683	27.1
12-13 Miami	76-76	2877	765-1354	.565	103-254	.406	403-535	.753	97-513-610	551	110-0	129	226	67	2036	26.8
TOTALS	765-764	30374	7559-15411	.490	1020-3026	.337	4943-6617	.747	949-4604-5553	5302	1439-3	1323	2525	649	21081	27.6

NBA PLAYOFFS

Year Team	G-GS	MIN	FGM-FGA	PCT	3FG-3FGA	PCT	FT-FTA	PCT	OFF-DEF-TOT	AST	PF-DQ	STL	TO	BS	PTS	AVG
05-06 CLE	13-13	604	146-307	.476	21-63	.333	87-118	.737	22-83-105	76	44-0	18	65	9	400	30.8
06-07 CLE	20-20	893	166-399	.416	21-75	.280	148-196	.755	26-135-161	159	40-0	34	66	10	501	25.1
07-08 CLE	13-13	552	113-275	.411	18-70	.257	122-167	.731	16-86-102	99	33-0	23	54	17	366	28.2
08-09 CLE	14-14	580	159-312	.510	27-81	.333	149-199	.749	19-109-128	102	30-0	23	38	12	494	35.3
09-10 CLE	11-11	460	106-211	.502	20-50	.400	88-120	.733	15-87-102	84	23-0	19	42	20	320	29.1
10-11 Miami	21-21	922	174-373	.466	30-85	.353	119-156	.763	34-142-176	123	56-0	35	66	25	497	23.7
11-12 Miami	23-23	983	251-502	.500	22-85	.259	173-234	.739	54-170-224	129	47-1	43	81	16	697	30.3
12-13 Miami	23-23	960	212-432	.491	36-96	.375	136-175	.777	37-156-193	152	43-1	41	70	18	596	25.9
TOTALS	138-138	5954	1327-2811	.472	195-605	.322	1022-1365	.749	223-968-1191	924	316-2	236	482	127	3871	28.1

NBA ALL-STAR GAME

Year Team	G-GS	MIN	FGM-FGA	PCT	3FG-3FGA	PCT	FT-FTA	PCT	OFF-DEF-TOT	AST	PF-DQ	STL	TO	BS	PTS	AVG
04-05 CLE	1-1	31	6-13	.462	1-4	.250	0-1	.000	1-7-8	6	0-0	2	3	0	13	13.0
05-06 CLE	1-1	31	12-21	.571	4-10	.400	1-5	.200	2-4-6	2	2-0	2	1	0	29	29.0
06-07 CLE	1-1	32	11-20	.550	4-8	.500	2-2	1.000	0-6-6	6	0-0	1	4	0	28	28.0
07-08 CLE	1-1	30	12-22	.545	2-7	.286	1-1	1.000	1-7-8	9	3-0	2	4	2	27	27.0
08-09 CLE	1-1	27	8-19	.421	2-5	.400	2-2	1.000	0-5-5	3	0-0	0	3	0	20	20.0
09-10 CLE	1-1	32	10-22	.455	1-6	.167	4-4	1.000	1-4-5	6	1-0	4	2	0	25	25.0
10-11 Miami	1-1	32	10-18	.556	0-3	.000	9-10	.900	2-10-12	10	3-0	0	4	0	29	29.0
11-12 Miami	1-1	32	15-23	.652	6-8	.750	0-0	.000	0-6-6	7	2-0	0	4	0	36	36.0
12-13 Miami	1-1	30	7-18	.389	3-7	.429	2-4	.500	0-3-3	5	0-0	1	4	0	19	19.0
TOTALS	9-9	278	91-176	.517	23-58	.397	21-29	.724	7-52-59	54	11-0	12	29	2	226	25.1

22

FORWARD

JAMES JONES





Height:
6'8"

Weight:
215

Years Pro:
10

Birthdate:
10/4/80 (Miami, FL)

High School:
American Senior
(Miami, FL)

College:
Miami

CAREER TRANSACTIONS:

Selected by the Indiana Pacers in the second round (49th overall) of the 2003 NBA Draft...traded to the Phoenix Suns for a second-round draft choice on Aug. 25, 2005...traded to the Portland Trail Blazers along with the draft rights to Rudy Fernandez for cash considerations on July 11, 2007...signed by the HEAT as a free agent on July 9, 2008...waived by the HEAT on June 29, 2010...re-signed by the HEAT as a free agent on July 19, 2010...re-signed by the HEAT on Dec. 9, 2011.

PROFESSIONAL CAREER:

Has appeared in 536 regular season games and has made 83 starts in his 10-year NBA career...has averaged 5.7 points, 2.1 rebounds and 17.4 minutes while shooting 39.9 percent from the floor, 39.9 percent from three-point range and 85.3 percent from the foul line...has missed a total of 127 games due to injury, 10 games as a healthy scratch on the inactive list, one game for personal reasons and has been a DNP-CD on 130 occasions...has scored in double figures 118 times, including 12 games with at least 20 points (10 off the bench)...his longest streak of consecutive double-figure scoring games is five (Nov. 1-10, 2005)...has grabbed double-figure rebounds on five occasions and recorded four double-doubles...has shot at least 82 percent from the foul line every season of his career but one (only had four attempts in 2012-13)...his career high for consecutive free throws made is 45 (Jan. 5-Mar. 29, 2007)...61.4 percent of his made field goals are three-pointers and 61.5 percent of his field goal attempts are three-pointers...his longest streak of consecutive games with at least one three-point field goal made is 14 and it has occurred twice (Feb. 11-Mar. 14, 2007 and Mar. 25-Nov. 19, 2010)...has hit at least one three-point in a game 321 times and recorded multiple treys in 171 games...his longest streak of consecutive games with a steal is seven (Apr. 20-Nov. 12, 2005)...his longest streak of consecutive games with a block is six and has occurred twice (Mar. 28-Apr. 7, 2009 and Feb. 9-23, 2007)...has registered 25 multi-steal and 38 multi-block games...ranks among Miami's all-time leaders in three-point field goal percentage (8th), three-point field goals made (11th), three-point field goals attempted (13th) and games played (tied-18th)...has appeared in 93 NBA postseason games (19 starts) and has averaged 4.3 points, 2.0 rebounds and 15.7 minutes while shooting 42.3 percent from the floor, 40.5 percent from three-point range and 86.3 percent from the foul line...ranks ninth in games played on the HEAT's all-time postseason list...is shooting 95.9 percent (47-49) from

the foul line in postseason play as a member of the HEAT...has scored in double figures in 11 postseason contests, including one 20-point effort.

2012-13 SEASON:

Came off the bench in all 38 games in which he appeared for the HEAT and averaged 1.6 points (.344 FG%, .500 FT%) and 5.8 minutes...missed one game due to personal reasons (Jan. 14 at Utah) and was a DNP-CD on 43 occasions...topped the HEAT in blocks twice...scored in double figures once...76.2 percent of his made field goals were three-pointers and 86.4 percent of his field goal attempts were from behind the arc...played in his 500th career game vs. Phoenix on Nov. 5...**Season Highs:** 14 points (at Cleveland, Apr. 15), five rebounds (at Washington, Apr. 10), three assists (twice), two blocks (twice), one steal (twice) and 28:31 minutes (at Cleveland, Apr. 15).

2011-12 SEASON:

Saw action in 51 games (10 starts) for the HEAT and averaged 3.6 points (.380 FG%, .833 FT%), 1.0 rebounds and 13.1 minutes...did not miss any games due to injury, but was a DNP-CD on 15 occasions...finished second on the HEAT and 19th in the NBA in three-point field goal percentage...topped the HEAT in steals twice and minutes once...was Miami's leading scorer off the bench on seven occasions and also topped the reserves in minutes four times...scored in double figures three times...scored his 3,000th career point at Washington on Apr. 26...matched his career high with six three-pointers made vs. Detroit on Apr. 8...had 13 multi-trey games...80.7 percent of his made field goals were three-pointers and 76 percent of his field goal attempts were three-pointers...finished in third place in the 2012 Three-Point Shootout at All-Star Weekend in Orlando...**Season Highs:** 18 points (vs. Detroit, Apr. 8), six rebounds (at Boston, Apr. 24), four steals (vs. Detroit, Apr. 8), two assists (twice), one block (nine times) and 32:45 minutes (vs. Toronto, Apr. 18).

2010-11 SEASON:

Appeared in 81 games (eight starts) for the HEAT and averaged 5.9 points (.422 FG%, .833 FT%), 2.0 rebounds and 19.1 minutes...sat out one game (Mar. 10 vs. the Lakers) as a DNP-CD...ranked among the NBA leaders in three-point field goal percentage (7th) and three-point field goals made (27th)...set single-season career highs in games played and three-point field goals made and attempted...led the HEAT in games played, three-point field goals made, three-point field goals attempted and charges drawn (29)...topped the HEAT in blocks six times, in steals on four occasions and in minutes and rebounds one time each...was Miami's leading scorer off the bench a team-high 25 times and also topped the HEAT reserves in minutes 14 times and in rebounds eight times...scored in double figures 13 times, including one 20-point performance...hit at least one three-point field goal in a game 59 times and hit multiple treys 37 times...84.2 percent of his made field goals were three-pointers and 82.9 percent of his field goal attempts were three-pointers...hit a four-point play with 3:16 left in the fourth quarter at Atlanta on Apr. 11, one of only three for the HEAT in 2010-11...won the 2011 Three-Point Shootout at All-Star Weekend in Los Angeles...**Season Highs:** 20 points (at Philadelphia, Oct. 27), seven rebounds (twice), three assists (at Golden State, Dec. 10), three steals (at Washington, Dec. 18), two blocks (at Houston, Dec. 29) and 35:31 minutes (at Toronto, Apr. 13).

2009-10 SEASON:

Appeared in 36 games (six starts) for the HEAT and averaged 4.1 points (.361 FG%, .821 FT%), 1.3 rebounds and 14.0 minutes...missed one game due to injury (Oct. 30 at Indiana with an intestinal virus)...was a healthy

scratch on the inactive list 10 times and was a DNP-CD on 35 occasions...led the HEAT in steals twice and in minutes and blocks once each...was Miami's leading scorer off the bench twice...scored in double figures three times...hit a four-point play with 7:02 left in the first quarter at Orlando on Nov. 25, one of only two for the HEAT in 2009-10...**Season Highs:** 16 points (at Orlando, Nov. 25), six rebounds (vs. Boston, Nov. 29), four assists (at Toronto, Nov. 20), two steals (twice), one block (four times) and 38:38 minutes (vs. New Orleans, Nov. 22).

2008-09 SEASON:

Appeared in 40 games (one start) for the HEAT and averaged 4.2 points (.369 FG%, .839 FT%), 1.6 rebounds and 15.8 minutes...missed 36 games due to injury and was a DNP-CD on six occasions...missed the first 34 games of the season (Oct. 29-Jan. 7) after rupturing the extensor tendon in his right wrist during practice on Oct. 15, requiring surgery on Oct. 18...missed two games (Feb. 21-22) due to a bruised right wrist...topped the HEAT in blocks four times and in steals once...was Miami's leading scorer off the bench three times...scored in double figures six times...**Season Highs:** 13 points (three times), six rebounds (vs. New Orleans, Apr. 7), two assists (five times), two steals (at Detroit, Feb. 4), two blocks (at Chicago, Feb. 12) and 37:13 minutes (vs. Detroit, Apr. 15).

2007-08 SEASON:

Saw action in 58 games (three starts) for the Portland Trail Blazers and averaged 8.0 points (.437 FG%, .878 FT%), 2.8 rebounds and 22.0 minutes...missed a total of 17 games due to injury and was a DNP-CD on seven occasions...was placed on the inactive list for five games from Nov. 19-28 with a sore left knee and for another 12 games from Feb. 4-27...ranked third in the NBA in three-point field goal percentage...led the Blazers in three-point field goal percentage and ranked third in three-pointers made...established career highs in field goal percentage, three-point field goal percentage and free throw percentage...led the team in scoring once, in steals on eight occasions and in blocks six times...scored in double figures on 21 occasions, including a pair of 20-point outings...reached the 5,000-minute mark in his career on Jan. 5 vs. Utah...**Season Highs:** 21 points (vs. Golden State, Dec. 12), seven rebounds (at Denver, Dec. 16), three assists (four times), two steals (three times), two blocks (three times) and 34:18 minutes (vs. Golden State, Dec. 12).

2006-07 SEASON:

Appeared in 76 games (seven starts) for the Phoenix Suns and averaged 6.4 points (.368 FG%, .877 FT%), 2.3 rebounds and 18.1 minutes...was a DNP-CD on six occasions...made a career-high 45 consecutive free throw attempts from Jan. 5-Mar. 29, the longest consecutive free throws made streak by a player in the NBA in the 2006-07 season...ranked 47th in the NBA in three-point field goal percentage...ranked third on the Suns in blocked shots and fourth in both three-point field goals made and three-point field goal percentage...led the team with three four-point plays (Jan. 9 vs. Seattle, Jan. 23 at Washington and Apr. 16 at Houston)...led the Suns in steals five times and in blocks 12 times...scored in double figures 21 times, including one 20-point performance...hit at least one three-point field goal in a career-high 14 consecutive games from Feb. 11-Mar. 14...his season-high 25-point performance vs. Golden State on Jan. 7 marks the highest scoring output off the bench in his career...**Season Highs:** 25 points (vs. Golden State, Jan. 7), seven rebounds (vs. Indiana, Mar. 2), four assists (at L.A. Clippers, Nov. 4), three steals (at Golden State, Mar. 29), two blocks (10 times) and 32:22 minutes (vs. L.A. Clippers, Apr. 17).

2005-06 SEASON:

Saw action in 75 games (24 starts) for the Phoenix Suns and averaged 9.3 points (.418 FG%, .851 FT%), 3.4 rebounds and 23.6 minutes...missed a total of seven games due to injury...was sidelined for four games (Dec. 12-17) with a sprained right ankle...missed a pair of games (Feb. 16-22) with a right wrist sprain...sat out one game (Mar. 6) due to a right second metatarsal phalange (toe) joint...ranked 41st in the NBA in three-point field goal percentage and tied for 41st in three-point field goals made...recorded single-season career highs in minutes played, points scored, scoring average, field goals made and attempted, free throws made and attempted, offensive rebounds, defensive rebounds, total rebounds, steals and blocks and tied his career high in assists and starts...led the Suns in scoring three times, in rebounds once, in steals in eight contests and in blocks 14 times...scored in double figures a career-high 34 times, including a career-high six 20-point performances...scored in double figures in a career-high five consecutive games from Nov. 1-10...had one 20-point/10-rebound game (Apr. 17 vs. New Orleans/Oklahoma City)...grabbed double-figure rebounds twice and recorded a pair of double-doubles...made at least one three-pointer in a game 50 times and had multiple treys in a career-high 32 games...**Season Highs:** 22 points (twice), 10 rebounds (twice), five assists (vs. New Orleans/Oklahoma City, Apr. 17), four blocks (vs. Memphis, Feb. 8), three steals (vs. Golden State, Nov. 12) and 46:39 minutes (vs. Dallas, Nov. 1).

2004-05 SEASON:

Appeared in 75 games (career-high 24 starts) for the Indiana Pacers and averaged 4.9 points (.396 FG%, .855 FT%), 2.3 rebounds and 17.7 minutes...was a DNP-CD seven times...led the Pacers and ranked 25th in the NBA in three-point field goal percentage...topped Indiana in scoring once and in rebounds five times...scored in double figures 13 times, including a pair of 20-point games...grabbed double-figure rebounds three times and tallied two double-doubles...had one 20-point/10-rebound game (Nov. 23 vs. Boston)...recorded career highs in points (27), field goals made (10) and three-pointers made (6) at Seattle on Nov. 28...made his first career start vs. Orlando on Nov. 20 and recorded his first career double-double with 12 points and a career-high 12 rebounds in 43 minutes...**Season Highs:** 27 points (at Seattle, Nov. 28), 12 rebounds (vs. Orlando, Nov. 20), three assists (twice), three steals (three times), three blocks (vs. Philadelphia, Apr. 15) and 44 minutes (twice).

2003-04 SEASON:

Appeared in six games (no starts) for the Pacers and averaged 1.2 points (.222 FG%, 1.000 FT%) and 4.3 minutes...missed a total of 66 games due to injury and was a DNP-CD on 10 occasions...sat out the first 28 games (Oct. 29-Dec. 20) due to a strained left hamstring...missed 15 games (Jan. 14-Feb. 17) with a strained left gastroc...was sidelined for 23 games (Mar. 2-Apr. 14) with a left quadriceps contusion...made his NBA debut at Milwaukee on Dec. 26...scored his first NBA points on a pair of free throws at Miami on Jan. 5...**Season Highs:** Three points (at New Orleans, Feb. 27), two rebounds (vs. New Jersey, Dec. 27), one steal (at New Orleans, Feb. 27) and eight minutes (vs. Philadelphia, Feb. 28).

NBA PLAYOFFS:

2013: Came off the bench in all nine games he appeared in for the NBA Champion HEAT and averaged 1.0 points (.429 FG%, .000 FT%) and 3.6 minutes...did not miss any games due to injury but was a DNP-CD 13 times and a

healthy scratch on the inactive list once...saw action in a pair of games in the Opening Round series vs. Milwaukee and was scoreless in five minutes...appeared twice in the Eastern Conference Semifinal series vs. Chicago and averaged 1.5 points (.500 FG%, .000 FT%), 1.0 rebounds and 5.5 minutes...appeared twice in the Eastern Conference Finals vs. Indiana and was scoreless in six minutes...saw action in three games in the NBA Finals vs. San Antonio and averaged 2.0 points (.400 FG%, .000 FT%) and 4.0 minutes...**2012:** Appeared in 20 games (no starts) for the NBA Champion HEAT and averaged 2.6 points (.372 FG%, 1.000 FT%), 1.0 rebounds and 8.7 minutes...did not miss any games due to injury but was a DNP-CD on three occasions...topped the HEAT reserves in points scored and minutes played twice each and in rebounds once...saw action in four games in the Opening Round series vs. New York and averaged 2.3 points (.500 FG%, 1.000 FT%) and 5.0 minutes...appeared in five games in the Eastern Conference Semifinals vs. Indiana and averaged 2.4 points (.313 FG%, .000 FT%), 1.0 rebounds and 8.4 minutes...appeared in all seven games in the Eastern Conference Finals vs. Boston and averaged 2.7 points (.333 FG%, 1.000 FT%), 1.0 rebounds and 9.7 minutes...saw action in four games in the NBA Finals vs. Oklahoma City and averaged 2.8 points (.500 FG%, 1.000 FT%), 1.5 rebounds and 10.8 minutes...**2011:** Saw action in 12 games (no starts) for the HEAT and averaged 6.5 points (.471 FG%, 1.000 FT%), 2.5 rebounds and 22.7 minutes...was a DNP-CD in each of Miami's final nine games...led the HEAT in three-point field goal percentage (.459)...was Miami's leading scorer off the bench four times and topped the reserves in minutes and rebounds twice each...appeared in all five games in the Opening Round vs. Philadelphia and averaged 7.6 points (.483 FG%, 1.000 FT%), 4.4 rebounds and 24.4 minutes...led Miami in three-point percentage vs. the 76ers...appeared in all five games in the Eastern Conference Semifinals vs. Boston and averaged 7.2 points (.450 FG%, 1.000 FT%), 1.4 rebounds and 24.8 minutes...led Miami in three-point percentage vs. Boston...recorded postseason career highs in points (25), field goals made (5), free throw made (10) and attempted (10) and three-point field goals made (5) and attempted (7) in Game 1 vs. Boston on May 1...his 25-point effort vs. Boston on May 1 set the HEAT individual postseason record for points off the bench...appeared in two games vs. Chicago in the Eastern Conference Finals and averaged 2.0 points (.500 FG%, 1.000 FT%) and 13.0 minutes...did not see action in the NBA Finals vs. Dallas...**2010:** Came off the bench in the lone game he appeared in Miami's Opening Round series vs. the Celtics and had two points in 8:37 of playing time in Game 2 at Boston on Apr. 20...was a DNP-CD in the other four games of the series...**2009:** Started all seven games for the HEAT in their Opening Round series vs. Atlanta and averaged 9.6 points (.531 FG%, .917 FT%), 2.3 rebounds and 33.6 minutes...his .917 free throw percentage set a HEAT individual franchise record for a seven-game postseason series...ranked second on the team in three-point field goals made and minutes played...scored in double figures on three occasions...converted a pair of four-point plays 11 seconds apart in the second quarter of Game 4 on Apr. 27...**2007:** Saw action in all 11 contests (six starts) for the Phoenix Suns and averaged 5.0 points (.528 FG%, .818 FT%), 1.4 rebounds and 15.5 minutes...scored in double figures twice...started all five games in the Opening Round series against the Lakers and averaged 7.0 points (.478 FG%, .857 FT%), 1.8 rebounds and 18.8 minutes...made one start in the Western Conference Semifinals vs. San Antonio and averaged 3.3 points (.615 FG%, .750 FT%), 1.0 rebounds and 12.8 minutes in the six-game series...**2006:** Appeared in all 20

games (six starts) for the Suns and averaged 4.3 points (.341 FG%, .846 FT%), 3.6 rebounds and 17.7 minutes...scored in double figures on three occasions...averaged 6.4 points (.400 FG%, 1.000 FT%), 3.7 rebounds and 18.9 minutes in the Opening Round series vs. the Lakers...made his first career postseason start vs. the Lakers in Game 4 at Los Angeles on Apr. 30...appeared in all seven games (two starts) in the Western Conference Semifinals vs. the Clippers and averaged 3.4 points (.267 FG%, .778 FT%), 3.4 rebounds and 15.4 minutes...averaged 2.8 points (.353 FG%, .667 FT%), 3.7 rebounds, 1.67 blocks and 18.8 minutes in the Western Conference Finals vs. Dallas...**2005:** Came off the bench in all 13 games for the Pacers and averaged 4.0 points (.413 FG%, .444 FT%), 2.1 rebounds and 16.5 minutes...topped the Pacers in three-point field goal percentage and ranked third in three-point field goals made and blocks...scored in double figures twice...averaged 5.9 points (.452 FG%, .444 FT%), 2.4 rebounds, 1.0 assists and 20.6 minutes in the Opening Round series vs. Boston...made his postseason debut in Game 1 at Boston on Apr. 23...averaged 1.8 points (.333 FG%, .000 FT%), 1.7 rebounds and 11.7 minutes in the Eastern Conference Semifinals vs. Detroit...**2004:** Was not included on the Pacers' postseason roster.

HONORS:

2011-12: Participated in the 2012 Three-Point Shootout at All-Star Weekend in Orlando...**2010-11:** Won the 2011 Three-Point Shootout at All-Star Weekend in Los Angeles.

COLLEGE:

Played four seasons at the University of Miami and averaged 11.1 points (.426 FG%, .831 FT%), 5.0 rebounds, 1.57 blocks, 1.2 assists, 1.12 steals and 27.5 minutes in 122 games (89 starts) while shooting 38.3 percent from three-point range...earned Big East All-Academic honors in each of his four seasons and was the school's first Verizon Academic All-American as a senior in 2002-03...finished his career ranked third in blocks, starts and games played on UM's all-time list and ranked 11th in scoring...started all 89 games his final three years and missed just one game during his UM career...was



named Honorable Mention All Big East Conference as a senior after averaging a career-high 16.9 points and leading the Hurricanes in rebounds (6.0 rpg) and blocks (1.79 bpg) in 28 games...ranked among the 2002-03 Big East leaders in scoring (13th), rebounding (15th), field goal percentage (10th), free throw percentage (8th) and blocks (7th)...became the 25th player in UM history to surpass 1,000 points on Dec. 18, 2002 vs. Arkansas-Pine Bluff...was named Third Team All Big East Conference and a 2002 Verizon Academic All-District III selection as a junior in 2001-02 after averaging 12.8 points, a career-high 6.3 rebounds, a career-high 2.44 blocks, 1.5 assists, 1.34 steals and 32.8 minutes in 32 games...ranked third in the Big East and 25th in the NCAA in blocks in 2001-02...started all 29 games as a sophomore in 2000-01 and averaged 11.9 points, 5.9 rebounds, 1.59 blocks, 1.2 assists, 1.17 steals and 31.8 minutes...shot a team-leading and career-high 47.1 percent from three-point range in 2000-01...saw action in 33 of UM's 34 games as a freshman in 1999-00 and averaged 3.9 points, 1.9 rebounds and 12.8 minutes.

PERSONAL:

Full name is James Andrew Jones...answers to the nicknames "JHoops" (pronounced Joops, the h is silent) and "J.J."...he and his wife, Destiny, have a son (James Dylan "J.J." Jones) and a pair of daughters (Jadynn Alyssa Jones and Jodie Marissa Jones)...is the son of Jennifer and Earl Harris...has one brother (Brandon Harris) and three sisters (Brittany McLaughlin, Jade Harris and Silver Harris)...graduated with a degree in finance from the University of Miami where he was a member of the National Honor Society and carried a 3.41 GPA...is the

secretary/treasurer of the NBA Players Association, the HEAT's player rep and a member of the NBAPA negotiating committee...owns an urban redevelopment company (James Jones Ventures)...established his foundation (James Jones Legacy Foundation) in the summer of 2009...his uncle, Ricky Gutierrez, is a former infielder who played 12 seasons of Major League Baseball from 1993-2004 with the San Diego Padres, Houston Astros, Chicago Cubs, Cleveland Indians, New York Mets and Boston Red Sox...his aunt, Lisa Gutierrez, and his cousin, Mionsha Gay, each played basketball at the University of Miami and his aunt, Hope Jones, and his cousin, Shelnita Jackson, each played basketball at Barry University...his father, Jay Lee (Southern University), his uncle, Mitchell Lee (University of Minnesota), and his cousin, Shawn Brailford (Marshall University) also played college basketball...enjoys fishing, bowling and waterskiing in his free time...hosted a basketball camp with his former high school coach in his hometown at American Senior High School in July 2006 and also began hosting an annual camp (JHoops Live) in his wife's hometown of Barbados with the Barbados Amateur Basketball Association in July 2009...his favorite sport other than basketball is football and his favorite teams are the Miami Hurricanes and the Miami Dolphins...appeared as a celebrity chef on an episode of the FOX hit show *Kitchen Nightmares* in 2010...was a four-year letter winner at American Senior High School in Miami and was the Class 6A Player of the Year in Florida in 1999...wears size 16 sneakers.

REGULAR SEASON CAREER HIGHS:

MINS:.....47, vs. Dallas (11-1-05)
FGM:.....10, at Seattle (11-28-04)
FGA:.....16, vs. Portland (12-6-05)
3-PT FGM:.....6, five times (last: vs. Detroit, 4-8-12)
3-PT FGA:.....12, vs. Portland (12-6-05)
FTM:.....9, at Denver (1-10-06)
FTA:.....11, at Denver (1-10-06)
OR:.....5, vs. Boston (11-23-04)
DR:.....12, vs. Orlando (11-20-04)
TOT:.....12, vs. Orlando (11-20-04)
AST:.....5, vs. New Orleans/Oklahoma City (4-17-06)
STL:.....4, vs. Detroit (4-8-12)
TO:.....4, two times (last: vs. L.A. Lakers, 4-8-08)
BLK:.....4, vs. Memphis (2-8-06)
PTS:.....27, at Seattle (11-28-04)

POSTSEASON CAREER HIGHS:

MINS:.....41:57, at Atlanta (4-29-09)
FGM:.....5, vs. Boston (5-1-11)
FGA:.....10, two times (last: vs. L.A. Lakers, 5-2-06)
3-PT FGM:.....5, vs. Boston (5-1-11)
3-PT FGA:.....7, two times (last: at Boston, 5-7-11)
FTM:.....10, vs. Boston (5-1-11)
FTA:.....10, vs. Boston (5-1-11)
OR:.....5, vs. L.A. Clippers (5-16-06)
DR:.....7, two times (last: vs. Dallas, 5-30-06)
TOT:.....9, two times (last: vs. L.A. Lakers, 5-2-06)
AST:.....4, at Atlanta (4-29-09)
STL:.....2, three times (last: at Boston, 5-9-11)
TO:.....2, eight times (last: at Philadelphia, 4-21-06)
BLK:.....6, at Dallas (5-26-06)
PTS:.....25, vs. Boston (5-1-11)

NBA REGULAR SEASON

Year Team	G-GS	MIN	FGM-FGA	PCT	3FG-3FGA	PCT	FT-FTA	PCT	OFF-DEF-TOT	AST	PF-DQ	STL	TO	BS	PTS	AVG
03-04 IND	6-0	26	2-9	.222	1-4	.250	2-2	1.000	0-2-2	0	1-0	1	0	0	7	1.2
04-05 IND	75-24	1330	126-318	.396	66-166	.398	53-62	.855	39-135-174	57	123-1	31	43	28	371	4.9
05-06 PHO	75-24	1772	243-581	.418	110-285	.386	103-121	.851	44-209-253	57	142-0	38	35	49	699	9.3
06-07 PHO	76-7	1376	162-440	.368	90-238	.378	71-81	.877	33-143-176	45	115-1	28	28	42	485	6.4
07-08 POR	58-3	1276	143-327	.437	91-205	.444	86-98	.878	43-118-161	34	96-0	24	28	15	463	8.0
08-09 Miami	40-1	630	55-149	.369	33-96	.344	26-31	.839	12-50-62	20	58-0	12	12	14	169	4.2
09-10 Miami	36-6	503	43-119	.361	37-90	.411	23-28	.821	4-41-45	17	45-1	11	11	4	146	4.1
10-11 Miami	81-8	1549	146-346	.422	123-287	.429	60-72	.833	23-137-160	43	129-0	29	21	19	475	5.9
11-12 Miami	51-10	666	57-150	.380	46-114	.404	25-30	.833	6-43-49	19	45-0	17	10	9	185	3.6
12-13 Miami	38-0	221	21-61	.344	16-53	.302	2-4	.500	0-22-22	13	16-0	2	3	6	60	1.6
TOTALS	536-83	9348	998-2500	.399	613-1538	.399	451-529	.853	204-900-1104	305	770-3	193	191	186	3060	5.7

NBA PLAYOFFS

Year Team	G-GS	MIN	FGM-FGA	PCT	3FG-3FGA	PCT	FT-FTA	PCT	OFF-DEF-TOT	AST	PF-DQ	STL	TO	BS	PTS	AVG
04-05 IND	13-0	214	19-46	.413	10-25	.400	4-9	.444	5-22-27	10	18-0	7	4	7	52	4.0
05-06 PHO	20-6	353	28-82	.341	8-26	.308	22-26	.846	16-56-72	5	25-0	5	9	18	86	4.3
06-07 PHO	11-6	171	19-36	.528	8-18	.444	9-11	.818	3-12-15	3	11-0	2	4	2	55	5.0
08-09 Miami	7-7	235	17-32	.531	11-22	.500	22-24	.917	2-14-16	5	19-1	3	4	1	67	9.6
09-10 Miami	1-0	9	0-1	.000	0-1	.000	2-2	1.000	0-0-0	0	1-0	0	1	0	2	2.0
10-11 Miami	12-0	272	24-51	.471	17-37	.459	13-13	1.000	3-27-30	2	24-0	6	4	2	78	6.5
11-12 Miami	20-0	173	16-43	.372	9-30	.300	10-10	1.000	5-15-20	2	12-0	3	4	1	51	2.6
12-13 Miami	9-0	33	3-7	.429	3-4	.750	0-0	.000	0-3-3	0	3-0	0	2	1	9	1.0
TOTALS	93-19	1460	126-298	.423	66-163	.405	82-95	.863	34-149-183	27	113-1	26	32	32	400	4.3

9

FORWARD

RASHARD LEWIS



CAREER TRANSACTIONS:

Selected by the Seattle SuperSonics in the second round (32nd overall) of the 1998 NBA Draft...traded to the Orlando Magic in a sign-and-trade deal in exchange for a future conditional second-round draft pick on July 11, 2007...traded to the Washington Wizards in exchange for Gilbert Arenas on Dec. 18, 2010...traded to the New Orleans Hornets along with a 2012 second-round draft pick in exchange for Trevor Ariza and Emeka Okafor on June 20, 2012...waived by New Orleans on June 30, 2012...signed as a free agent by the HEAT on July 11, 2012.

PROFESSIONAL CAREER:

Has appeared in 989 regular season games (836 starts) during his 15-year career and has averaged 15.5 points, 5.4 rebounds, 1.7 assists, 1.07 steals and 32.9 minutes while shooting 45.3 percent from the floor, 38.8 percent from three-point range and 80.5 percent from the foul line...has missed 126 games due to injury, 52 games as a DNP-CD, 13 games as a result of NBA suspensions, one game for personal reasons and one game while in transport after a trade...is a two-time NBA All-Star...has been selected the NBA Western Conference Player of the Week twice...enters the 2013-14 season ranked seventh on the NBA's all-time list for three-point field goal attempted and eighth in three-point field goals made...has scored in double figures 759 times, including 315 games with at least 20 points, 34 games of 30-or-more points, three 40-point efforts and one 50-point performance...his longest streak of consecutive games scoring in double figures is 51 (Nov. 30, 2007-Mar. 17, 2008) and his longest stretch of consecutive 20-point games is six on two occasions (Mar. 6-16, 2005 and Nov. 22-Dec. 4, 2005)...has grabbed double-figure rebounds 91 times and recorded 85 double-doubles...his longest streak of consecutive double-figure rebound games and consecutive double-doubles is four (Nov. 3-8, 2001)...nine times in his career he has hit at least 100 three-pointers in a season and twice he has hit over 200...has recorded 521 multi-trey games in his career...has hit at least 80 percent of his free throw attempts in a season 10 times, including seven of the last eight seasons...his longest streak of consecutive free throws made is 34 (Dec. 18, 2002-Jan. 8, 2003)...has recorded 281 multi-steal games and 93 multi-block games...his longest stretch of consecutive games with a steal is 13 and has occurred twice (Feb. 2-Mar. 5, 2008 and Nov. 5-26, 2006)...his longest stretch of consecutive games with a block is seven and has occurred twice (Dec. 1-17, 2004 and Feb. 3-23, 2001)...his longest stretch of consecutive starts is 354 (Nov. 27, 2001-Mar. 31, 2006)...has appeared in 75 NBA postseason games (63 starts) and has averaged 14.6 points, 5.3 rebounds, 2.1 assists, 0.83 steals and 33.5 minutes while shooting 43.9 percent from the floor, 35.3 percent from three-point range and 81.9 percent from the foul line...has scored in double figures in 54 postseason contests, including 18 games of 20-or-more points and a pair of 30-point outings...his longest postseason stretch of consecutive games scoring in double figures is 34 (May 1, 2005-May 30, 2009)...his postseason career high for most consecutive games with a three-point field goal made is 20 (May 17, 2009-May 10, 2010)...has appeared in two All-Star Games and has averaged 5.0 points, 5.0 rebounds and 17.5 minutes.

2012-13 SEASON:

Started nine of the 55 games in which he appeared for the HEAT and averaged 5.2 points (.414 FG%, .622 FT%), 2.2 rebounds and 14.4 minutes...did not miss any games due to injury but was a DNP-CD on 27 occasions...topped the HEAT in scoring and minutes once each, in steals three times and in rebounds and

RASHARD LEWIS

9

FORWARD



Height:
6'10"
Weight:
235
Years Pro:
15
Birthdate:
8/8/79 (Pineville, LA)
High School:
Alief Elsik (Alief, TX)

blocks twice each...was Miami's top scorer off the bench on eight occasions and also led the reserves in steals nine times, rebounds on eight occasions, blocks five times and minutes in four contests...scored in double figures 13 times...**Season Highs:** 19 points (twice), eight rebounds (vs. Orlando, Apr. 17), four blocks (at San Antonio, Mar. 31), three assists (twice), three steals (vs. Milwaukee, Apr. 9) and 36:59 minutes (at Washington, Apr. 10).

2011-12 SEASON:

Appeared in 28 games (15 starts) for Washington and averaged 7.8 points (.385 FG%, .838 FT%), 3.9 rebounds, 1.0 assists and 26.0 minutes...missed a total of 38 games due to injury...sat out two games (Jan. 8 and Jan. 16) with a sore right knee and 36 (three from Feb. 6-10 and then the final 33 games of the season from Feb. 28-Apr. 26) with a sore left knee...scored in double figures nine times, including one 20-point effort...scored his 15,000th career point on Feb. 12 at Detroit and became only the third player in NBA history to score at least 15,000 points, grab 5,000 rebounds and hit 1,500 three-pointers...**Season Highs:** 20 points (at Orlando, Feb. 1), eight rebounds (three times), three assists (three times), two steals (eight times), one block (10 times) and 39:49 minutes (at Boston, Jan. 2).

2010-11 SEASON:

Split the season between the Orlando Magic and Washington Wizards...appeared in 57 games (52 starts) and averaged 11.7 points (.433 FG%, .802 FT%), 5.1 rebounds, 1.6 assists and 32.0 minutes...missed 24 games due to injury and one game in transport after the trade (all with the Wizards)...sat out three games (Feb. 12-16) with right knee tendinitis and the final 21 games of the season (Mar. 6-Apr. 13) with right knee soreness...scored in double figures 39 times, including six 20-point efforts...grabbed double-figure rebounds on six occasions and posted six double-doubles (all with the Wizards)...started all 25 games in which he appeared for Orlando and averaged 12.2 points (.419 FG%, .756 FT), 4.2 rebounds, 1.2 assists and 32.4 minutes...saw action in 32 games (27 starts) with the Wizards and averaged 11.4 points (.446 FG%, .843 FT%), 5.8 rebounds, 2.0 assists and 31.7 minutes...recorded his 1,000th career steal on Jan. 11 vs. Sacramento...**Season Highs:** 22 points (twice), 13 rebounds (vs. New Jersey, Jan. 7), six assists (twice), three steals (three times), three blocks (vs. Denver, Jan. 25) and 50:38 minutes (at Oklahoma City, Jan. 28).

Management

Players

12/13 Review

Records

Playoffs

History

All-Time Roster

NBA/NBADL

Opponents

Media

2009-10 SEASON:

Started all 72 games in which he appeared for Orlando and averaged 14.1 points (.435 FG%, .806 FT%), 4.4 rebounds, 1.5 assists, 1.08 steals and 32.9 minutes... did not miss any games due to injury but was forced to sit out the first 10 games of the season due to an NBA-imposed suspension...ranked tied for 21st in the NBA in three-point field goal percentage...led the Magic in steals and three-point field goals made and attempted and finished second in minutes played and three-point field goal percentage...topped Orlando in scoring 13 times, in rebounds three times and in assists twice... scored in double figures 55 times, including 12 games with at least 20 points...grabbed double-figure rebounds four times and posted four double-doubles...handed out nine assists vs. Oklahoma City on Nov. 18 to tie his career high...scored the game-winning basket with 1.3 seconds left vs. Boston on Jan. 28...tallied his 900th career steal on Dec. 19 vs. Portland...played in his 800th career game on Jan. 2 at Chicago...**Season Highs:** 26 points (at New York, Nov. 29), 11 rebounds (twice), nine assists (vs. Oklahoma City, Nov. 18), five steals (vs. Toronto, Jan. 6), three blocks (at Indiana, Jan. 5) and 43:16 minutes (at Miami, Mar. 18).

2008-09 SEASON:

Started all 79 games in which he appeared for the Magic and averaged 17.7 points (.439 FG%, .836 FT%), 5.7 rebounds, a career-high 2.6 assists, 1.03 steals and 36.2 minutes...sat out the final three games of the season (Apr. 11-15) due to right knee tendinitis... was selected as an Eastern Conference reserve for the All-Star Game...set single-season career highs in assists and three-point field goals attempted...led the NBA in three-pointers made and attempted and also ranked among the NBA leaders in scoring (tied-34th), minutes played (tied-35th) and free throw percentage (37th)...led the Magic in field goal attempts, three-point field goals made and attempted and minutes played, tied for the lead in starts and ranked second in points, scoring average, field goals made, total rebounds, steals and blocks...topped Orlando in scoring 18 times, in rebounding seven times and in assists on eight occasions...scored in double figures 72 times, including 34 games with 20-or-more points and one 30-point performance...grabbed double-figure rebounds four times and posted four double-doubles...hit at least one three-point field goal in a career-high 56 consecutive games from Nov. 12-Mar. 9...hit a game-winning three-pointer with 4.7 seconds left at Philadelphia on Nov. 26...grabbed a career-high nine offensive rebounds vs. Boston on Jan. 22, including seven in the first quarter to tie a franchise record...handed out a career-high nine assists at Toronto on Jan. 4...played in his 700th career game on Oct. 31 at Memphis...**Season Highs:** 30 points (at Boston, Dec. 1), 12 rebounds (twice), nine assists (at Toronto, Jan. 4), six steals (at Indiana, Dec. 21), three blocks (three times) and 43:16 minutes (vs. Houston, Nov. 22).

2007-08 SEASON:

Started all 81 games in which he appeared for the Magic and averaged 18.2 points (.455 FG%, .838 FT%), 5.4 rebounds, 2.4 assists, 1.22 steals and 38.0 minutes... missed one game due to injury (Dec. 15 with neck spasms)...set single-season career highs in minutes played and three-point field goals made...ranked among the NBA leaders in minutes played (16th), three-point field goal percentage (19th), free throw percentage (31st), steals (tied-32nd) and scoring average (40th)...

led the Magic in three-point field goals made and attempted, three-point field goal percentage and steals and ranked second in minutes, field goals attempted, offensive rebounds and blocks...topped Orlando in scoring 14 times...scored in double figures a career-high 77 times, including 32 games with 20-or-more points...scored in double figures a career-high 51 consecutive games from Nov. 30-Mar. 17...grabbed double-figure rebounds twice and recorded one double-double...hit at least one three-pointer in 79 of the 81 games he played and hit multiple treys a career-high 69 times...recorded at least one steal in 13 consecutive games from Feb. 2-Mar. 5, tying his career high...**Season Highs:** 27 points (three times), 11 rebounds (at Charlotte, Dec. 14), seven assists (at L.A. Lakers, Dec. 2), five steals (at Atlanta, Apr. 15), three blocks (three times) and 49:27 minutes (at Chicago, Dec. 31).

2006-07 SEASON:

Started all 60 games in which he appeared for the Sonics and averaged 22.4 points (.461 FG%, .841 FT%), 6.6 rebounds, 2.4 assists, 1.13 steals and 39.1 minutes...missed 22 games (Dec. 23-Feb. 7) with a strained tendon sheath of his right hand...set single-season career highs in scoring average and free throw percentage...ranked among the NBA leaders in minutes per game (11th), free throw percentage (27th) and three-point field goal percentage (tied-27th)...led the Sonics in three-point field goal percentage and ranked second in points, scoring average, field goals made and attempted, three-point field goals made and attempted, free throws made and attempted, blocks and starts... topped Seattle in points 25 times, in rebounds 17 times and in assists on four occasions...scored in double figures 57 times, including 41 games with at least 20 points (tying his career high) and eight 30-point efforts (tying his career high)...grabbed double-figure rebounds in 13 contests and posted 13 double-doubles...became Seattle's all-time leader in three-point field goals made surpassing Gary Payton (918) on Mar. 13 vs. Detroit...scored his 10,000th career point vs. Memphis on Mar. 30...logged his 20,000th career minute on Mar. 4 vs. Charlotte...recorded his 1,000th career assist at New York on Mar. 6...recorded at least one steal in a career-high 13 straight games from Nov. 5-26...hit a game-winning three-pointer with 4.8 seconds remaining at New York on Mar. 6...**Season Highs:** 36 points (at Memphis, Dec. 18), 15 rebounds (vs. Philadelphia, Nov. 15), seven assists (at New York, Mar. 6), four steals (vs. Golden State, Dec. 10), four blocks (vs. Atlanta, Dec. 5) and 52:27 minutes (at Memphis, Dec. 18).

2005-06 SEASON:

Appeared in 78 games (77 starts) for the Sonics and averaged 20.1 points (.467 FG%, .818 FT%), 5.0 rebounds, 2.3 assists, 1.31 steals and 36.9 minutes... missed three games due to injury and one (Apr. 7) due to an NBA-imposed suspension...sat out one game (Feb. 12) due to a right quad contusion and two games (Mar. 29 and Apr. 2) due to a sprained right ankle...set single-season career highs in points, field goals made and free throws made and attempted...led the Sonics in field goal percentage, free throws made and attempted, defensive rebounds and total rebounds and ranked second in points, scoring average, field goals made and attempted and three-point field goals made and attempted...topped Seattle in scoring 25 times, in rebounds 10 times and in assists on six occasions... scored in double figures 72 times, including 40 games with at least 20 points, a career-high eight games with 30-or-more points and a pair of 40-point outputs... scored in double figures in 42 consecutive games from Nov. 11-Feb. 3, the second longest streak of his

RASHARD LEWIS

9

career...scored at least 20 points in six consecutive games from Nov. 22-Dec. 4, tying his career high...grabbed double-figure rebounds on five occasions and posted five double-doubles...hit the 700th three-pointer of his career vs. Utah on Nov. 22 to move past Dale Ellis into second place on the Sonics' all-time list...grabbed the 3,000th rebound of his career at New York on Jan. 8...played in his 500th career game on Dec. 15 vs. Houston...scored a season-high 45 points while setting career highs in both free throws made (17) and attempted (20) vs. Orlando on Jan. 11...recorded a career-high seven steals at Utah on Dec. 9...logged just two minutes at Cleveland on Nov. 9 before leaving with a left shoulder subluxation, marking the first time since Feb. 1, 2000 at Utah that he went scoreless in a game, a span of 416 games...**Season Highs:** 45 points (vs. Orlando, Jan. 11), 12 rebounds (vs. Dallas, Dec. 23), seven steals (at Utah, Dec. 9), six assists (twice), four blocks (vs. New Orleans/Oklahoma City, Nov. 26) and 47 minutes (at Atlanta, Feb. 22).

2004-05 SEASON:

Started all 71 games in which he appeared for the Sonics and averaged 20.5 points (.462 FG%, .777 FT%), 5.5 rebounds, 1.3 assists, 1.06 steals and 38.0 minutes...missed a total of 11 games due to injury...sat out three games due to left patellar tendinitis (Jan. 14-16 and Apr. 20) and eight games due to a right foot contusion (Mar. 29-Apr. 11)...was selected a Western Conference reserve for the NBA All-Star Game in Denver, marking his first All-Star Game appearance...set a single-season career high in blocks...ranked among the NBA leaders in scoring average (20th) and three-point field goal percentage (22nd)...led Seattle in field goal percentage and three-point field goal percentage and ranked second in points, scoring average, field goals made and attempted, three-point field goals made and attempted, defensive rebounds, total rebounds, blocks and minutes...topped Seattle in scoring 30 times and in rebounds on 11 occasions...scored in double figures 64 times, including a career-high 41 games with at least 20 points and six 30-point efforts...scored at least 20 points in a career-high six consecutive games from Mar. 6-16...grabbed double-figure rebounds on seven occasions and posted seven double-doubles...recorded a career-high five blocks vs. Atlanta on Nov. 5...**Season Highs:** 37 points (vs. L.A. Lakers, Dec. 14), 13 rebounds (at Miami, Jan. 3), five steals (vs. Boston, Dec. 11), five blocks (vs. Atlanta, Nov. 5), four assists (four times) and 46 minutes (vs. New York, Mar. 25).

2003-04 SEASON:

Started all 80 games in which he saw action for the Sonics and averaged 17.8 points (.435 FG%, .763 FT%), 6.5 rebounds, 2.2 assists, 1.24 steals and 36.6 minutes...missed one game due to injury (Apr. 2 due to a left hip flexor strain and left knee contusion) and one for personal reasons (Nov. 28 due to a death in the family)...was named the NBA Western Conference Player of the Week for the week ending Nov. 2...set a single-season career high in field goals attempted...led the Sonics in points, field goals made and attempted, three-point field goal attempts, defensive and total rebounds, steals, minutes and starts and ranked second in scoring average, three-pointers made, offensive rebounds and games played...topped Seattle in points 28 times, in rebounds a team-high 26 times and in assists on four occasions...scored in double figures 72 times, including 31 games with 20-or-more points, six games with at least 30 points, one game with at least 40 points and his lone career 50-point game...grabbed double-figure rebounds on seven occasions and posted six double-doubles...recorded career highs in points (50) and field goals made (18) against the L.A. Clippers

on Oct. 31 in Saitama Super Arena in Japan...scored his 5,000th career point at Memphis on Dec. 30 and grabbed his 2,000th career rebound vs. Houston on Nov. 29...participated in the Three-Point Shootout at All-Star Weekend in Los Angeles and finished fourth...**Season Highs:** 50 points (at L.A. Clippers, Oct. 31), 13 rebounds (three times), eight assists (at Washington, Jan. 17), five steals (vs. L.A. Lakers, Apr. 2), four blocks (twice) and 46 minutes (at Portland, Mar. 27).

2002-03 SEASON:

Started all 77 games in which he appeared and averaged 18.1 points (.452 FG%, .820 FT%), 6.5 rebounds, 1.7 assists, 1.29 steals and 39.5 minutes...missed a total of three games due to injury and two as a result of NBA suspensions (Dec. 10 and Apr. 16)...sat out Dec. 30 due to the flu, Feb. 15 due to a sprained right ankle and Mar. 28 due to a sore right knee and sprained right wrist...was named the NBA Western Conference Player of the Week for the week ending Nov. 17...set a single-season career high in offensive rebounds...led Seattle in points, field goals made and attempted, free throws made and attempted, defensive rebounds, total rebounds, minutes and starts and ranked second in games played, offensive rebounds and steals...topped the Sonics in scoring 25 times, in rebounds 21 times and in assists twice...scored in double figures 71 times, including 32 games with at least 20 points and a pair of 30-point outputs...grabbed double-figure rebounds 12 times and tallied 11 double-doubles...recorded a Sonics season high for points in a half with 24 in the first half vs. Golden State on Mar. 15...hit a season-high 34 consecutive free throws from Dec. 18-Jan. 8...**Season Highs:** 37 points (at Washington, Nov. 12), 15 rebounds (vs. Golden State, Jan. 28), six assists (vs. New Jersey, Dec. 1), five steals (vs. New Orleans, Dec. 12), three blocks (twice) and 51 minutes (vs. Denver, Mar. 21).



Management

Players

12/13 Review

Records

Playoffs

History

All-Time Roster

NBA/NBADL

Opponents

Media

RASHARD LEWIS

9

2001-02 SEASON:

Appeared in 71 games (70 starts) for the Sonics and averaged 16.8 points (.468 FG%, .810 FT%), a career-high 7.0 rebounds, 1.7 assists, 1.46 steals and 36.4 minutes...missed a total of 11 games due to injury...sat out one game (Mar. 16) with a strained left shoulder and 10 games (Mar. 29-Apr. 17) due to a sprained left ankle...set a single-season career high in steals...led Seattle in total rebounds and ranked second in points, scoring average, field goals made and attempted, three-point field goals made and attempted, offensive rebounds, defensive rebounds and blocks...topped Seattle in scoring 17 times and in rebounds a team-high 26 times...scored in double figures 63 times, including 21 games with at least 20 points and a pair of 30-point efforts...grabbed double-figure rebounds a career-high 16 times and recorded a career-high 16 double-doubles...grabbed double-figure rebounds and posted a double-double in a career-high four straight games from Nov. 3-8...played a career-high 54 minutes (the high for a Sonics player in 2001-02) in a double-overtime win at Orlando on Nov. 5 and grabbed a career-high 19 rebounds...grabbed his 1,000th career rebound at Dallas on Nov. 20...**Season Highs:** 36 points (at Orlando, Nov. 5), 19 rebounds (at Orlando, Nov. 5), six steals (vs. Portland, Feb. 20), five assists (twice), three blocks (twice) and 54 minutes (at Orlando, Nov. 5).

2000-01 SEASON:

Started all 78 games in which he appeared for Seattle and averaged 14.8 points (.480 FG%, .826 FT%), 6.9 rebounds, 1.6 assists, 1.17 steals and 34.9 minutes...missed a total of four games due to injury...sat out two games (Nov. 24-25) with a left shin contusion and two games (Mar. 6-7) with a strained left hip flexor...set single-season career highs in three-point field goal percentage, defensive rebounds and total rebounds...finished ninth in the NBA in three-point field goal percentage...led the Sonics in free throw percentage

and three-point field goals made and attempted and ranked second in points, scoring average, field goals made and attempted, three-point field goal percentage, defensive and total rebounds and minutes played...topped Seattle in points 10 times, in rebounds 23 times and in assists three times...scored in double figures 64 times, including 17 games with at least 20 points...grabbed double-figure rebounds 11 times and posted eight double-doubles...scored his 1,000th career point vs. Golden State on Dec. 3...participated in the Three-Point Shootout at All-Star Weekend in Washington and finished sixth...**Season Highs:** 28 points (at Orlando, Nov. 6), 14 rebounds (at Sacramento, Dec. 23), six assists (three times), five steals (twice), three blocks (vs. Miami, Dec. 15) and 43 minutes (three times).

1999-00 SEASON:

Appeared in all 82 games (eight starts) for the Sonics and averaged 8.2 points (.486 FG%, .683 FT%), 4.1 rebounds and 19.2 minutes...joined Gary Payton as the only Sonics to play all 82 games...this marks the only season of his career he appeared in all 82 games...set a single-season career high in field goal percentage...topped the Sonics in points four times and in rebounds eight times...scored in double figures 31 times, including seven games with at least 20 points and one 30-point effort...grabbed double-figure rebounds four times and posted four double-doubles...**Season Highs:** 30 points (at Dallas, Feb. 9), 13 rebounds (at Sacramento, Apr. 18), five assists (at Sacramento, Apr. 18), five steals (at Sacramento, Apr. 18), four blocks (at Golden State, Jan. 9) and 38 minutes (at Sacramento, Apr. 18).

1998-99 SEASON:

Appeared in 20 games (seven starts) for Seattle and averaged 2.4 points (.365 FG%, .571 FT%), 1.3 rebounds and 7.3 minutes...missed five games (Apr. 27-May 4) after being placed on the injured list with a lumbar back sprain and was a DNP-CD on 25 occasions...made his NBA debut vs. Golden State on Feb. 9 and made his first career start vs. Denver four nights later in his second career game...**Season Highs:**



eight points (vs. Denver, Feb. 13), five rebounds (twice), three steals (vs. L.A. Lakers, Feb. 21), one assist (four times), one block (vs. New Jersey, Apr. 16) and 16 minutes (at L.A. Clippers, May 5).

NBA PLAYOFFS:

2013: Came off the bench in all 11 games in which he appeared for the NBA Champion HEAT and averaged 1.5 points (.400 FG%, .500 FT%), 0.6 rebounds and 4.3 minutes...did not miss any games due to injury but was a DNP-CD on 12 occasions...led the team in blocks once...appeared in three games in the Opening Round vs. Milwaukee and totaled four points, one rebound, one steal and one block in 14 minutes...saw action in a pair of games in the Eastern Conference Semifinals vs. Chicago and tallied six points, three rebounds, one assist, one steal and one block in 11 minutes...appeared in three games in the Eastern Conference Finals vs. Indiana and had three points, one rebound and one assist in nine minutes...saw action in three games in the NBA Finals and totaled four points, two rebounds and two assists in 12 minutes...**2010:** Started all 14 games for Orlando and averaged 12.9 points (.462 FG%, .800 FT%), 5.6 rebounds, 2.3 assists, 1.07 steals and 36.6 minutes...led the Magic in minutes, three-point field goals attempted and steals and tied for the lead in three-pointers made...topped Orlando in scoring once...scored in double figures nine times, including a pair of 20-point games...averaged 15.8 points (.524 FG%, .875 FT%), 5.5 rebounds, 1.8 assists, 1.00 steals and 38.3 minutes in the Opening Round vs. Charlotte...led the Magic in field goal percentage and minutes and tied for the lead in three-pointers made in the Opening Round...averaged 17.0 points (.556 FG%, .857 FT%), 5.5 rebounds, 3.5 assists and 35.5 minutes in the Eastern Conference Semifinals vs. Atlanta...led the Magic in three-point field goals made and attempted against the Hawks and tied for the lead in steals...averaged 8.2 points (.339 FG%, .700 FT%), 5.8 rebounds, 1.8 assists, 1.33 steals, 1.00 blocks and 36.2 minutes in the Eastern Conference Finals vs. Boston...tied for the team lead in steals and ranked second in offensive, defensive and total rebounds against the Celtics...**2009:** Was one of two Orlando players to start all 24 postseason games, averaging 19.0 points (.448 FG%, .784 FT%), 6.4 rebounds, 2.9 assists, 1.04 steals and 41.1 minutes for the Eastern Conference champions...led the Magic in minutes played, field goals attempted and three-point field goals made and attempted and ranked second in scoring, field goals made and attempted, three-point field goal percentage, offensive, defensive and total rebounds and steals...topped Orlando in scoring 10 times and in rebounds once...scored in double figures 22 times, including nine games with at least 20 points and one 30-point effort...grabbed double-figure rebounds on three occasions and posted three double-doubles...averaged 19.2 points (.440 FG%, .833 FT%), 6.0 rebounds, 3.5 assists, 1.00 steals and 39.7 minutes in the Opening Round vs. Philadelphia...led the Magic in minutes and field goal attempts against the 76ers...averaged a team-leading 20.4 points (.455 FG%, .769 FT%), 6.3 rebounds, 3.0 assists, 1.00 steals and 40.6 minutes in the Eastern Conference Semifinals vs. Boston...led the Magic in scoring, field goals made and attempted, free throws made, three-point field goal attempts and minutes and tied for the team high in three-pointers made vs. Boston...averaged 18.3 points (.493 FG%, .735 FT%), 5.8 rebounds, 1.3 assists, 1.33 steals and 42.0 minutes in the Eastern Conference Finals vs. Cleveland...led the Magic in minutes and three-point field goal percentage vs. Cleveland...hit a game-winning three-pointer with

RASHARD LEWIS

9

14.7 seconds remaining in Game 1 at Cleveland on May 20...averaged 17.4 points (.405 FG%, .846 FT%), 7.6 rebounds, 4.0 assists and 42.4 minutes in the NBA Finals vs. the Los Angeles Lakers...led the Magic in field goals attempted, three-point field goals made and attempted, free throw percentage and assists vs. the Lakers and tied for the team lead in field goals made...recorded postseason career highs in points (34), field goals made (12), three-point field goals made (6) and assists (7) in Game 2 at Los Angeles on June 7...**2008:** Started all 10 games for Orlando and averaged 19.5 points (.436 FG%, .821 FT%), 7.2 rebounds, 3.4 assists, 1.10 steals and 41.7 minutes...led the Magic in points, scoring average, field goals attempted, three-point field goals made and attempted and steals...topped the Magic in scoring three times...scored in double figures in all 10 games, including three games with at least 20 points and one 30-point performance...grabbed double-figure rebounds twice and recorded a pair of double-doubles...averaged 19.0 points (.432 FG%, .882 FT%), 8.4 rebounds, 4.5 assists, 1.60 steals and 42.2 minutes in the Opening Round vs. Toronto...topped the Magic in minutes, field goals attempted, three-point field goals made and attempted and steals vs. Toronto...grabbed a postseason career-high 13 rebounds in Game 4 at Toronto on Apr. 26 and matched that total in Game 5 in Orlando on Apr. 28...averaged 20.0 points (.439 FG%, .773 FT%), 6.0 rebounds, 2.4 assists and 41.2 minutes in the Eastern Conference Semifinals vs. Detroit...led the Magic in points, scoring average, field goals made and attempted and three-point field goals made and attempted vs. Detroit...**2005:** Started all eight games in which he appeared for Seattle and averaged 16.9 points (.406 FG%, .880 FT%), 5.4 rebounds, 1.6 assists and 39.0 minutes...missed the final three games of the Western Conference Semifinals due to a sprained big toe on his left foot...scored in double figures seven times, including a pair of 20-point efforts...averaged 16.4 points (.400 FG%, .853 FT%), 4.4 rebounds, 2.2 assists and 39.0 minutes in the Opening Round vs. Sacramento...tied for the team high in free throws attempted in the Opening Round and ranked second in minutes and free throws made...set postseason career highs in free throws made (11) and attempted (12) in Game 4 at Sacramento on May 1...averaged 17.7 points (.413 FG%, .938 FT%), 7.0 rebounds and 39.0 minutes in the Western Conference Semifinals vs. San Antonio...led the Sonics in free throw percentage vs. San Antonio...topped Seattle in scoring once and rebounds once vs. the Spurs...**2002:** Appeared in three games (two starts) for Seattle in its Opening Round vs. San Antonio and averaged 12.7 points (.375 FG%, 1.000 FT%), 3.7 rebounds and 26.3 minutes...missed the final two games of the series due to a partially dislocated left shoulder...scored in double figures twice...**2000:** Started all five games in Seattle's Opening Round series vs. Utah and averaged 15.4 points (.441 FG%, .800 FT%), 6.2 rebounds, 1.00 steals and 31.4 minutes...tied for the team lead in three-point field goals made and ranked second in points, free throws made and attempted, free throw percentage and offensive rebounds...led the Sonics in rebounds once...scored in double figures four times, including a pair of 20-point efforts...grabbed double-figure rebounds once and posted one double-double...recorded his first postseason double-double in Game 3 in Seattle on Apr. 29...made his postseason debut at Utah in Game 1 on Apr. 22.

Management

Players

12/13 Review

Records

Playoffs

History

All-Time Roster

NBA/IBADL

Opponents

Media

RASHARD LEWIS

9

HONORS:

2008-09: Was selected an Eastern Conference reserve for the NBA All-Star Game...led the NBA in three-point field goals made and attempted...**2004-05:** Was selected a Western Conference reserve for the NBA All-Star Game...**2003-04:** Was named the NBA Western Conference Player of the Week for the week ending Nov. 2...captured the NBA Community Assist Award for October 2003...**2002-03:** Was named the NBA Western Conference Player of the Week for the week ending Nov. 17.

PERSONAL:

Full name is Rashard Quovon Lewis...nicknamed "Sweet Lew" by former Sonics broadcaster Kevin Calabro...is the son of Juanita Brown...has three brothers (Kiah Johnson, Ricky Johnson and Dorian Williams) and one twin sister (Krissy Lewis)...his brother, Kiah Johnson, spent time as a linebacker on

the Chicago Bears and his sister played basketball at Ranger Junior College in Texas...he and his wife, Giovanni, have two daughters (Gianni and Grayson) and a son (Rashard Jr.)...in his free time he enjoys spending time with his family and watching football and movies...was drafted by the Seattle SuperSonics as an early entry candidate out of Alief Elsie High School...his honors as a high school senior included being named All-USA First Team by *USA Today*, National Player of the Year by *Parade* magazine, Gatorade Texas Player of the Year, *Houston Chronicle* Player of the Year, Mr. Basketball by the Texas Association of Basketball Coaches and MVP of the McDonald's All-America Game, the Hoops Summit Game and the Magic Johnson RoundBall Classic...was a member of the USA Basketball Men's Senior National Team that won the gold medal at the 2001 Goodwill Games in Brisbane, Australia...threw out the first pitch prior to the Red Sox-Mariners game at Safeco Field on Aug. 1, 2000, the day he signed his second pro contract...wears size 14 sneakers.

REGULAR SEASON CAREER HIGHS:

MINS:..... 54, at Orlando (11-5-01)
FGM:..... 18, at L.A. Clippers (10-31-03)
FGA:..... 30, at New Orleans/Oklahoma City (4-4-07)
3-PT FGM:..... 7, four times (last: at Minnesota, 11-6-07)
3-PT FGA:..... 14, at Milwaukee (12-12-07)
FTM:..... 17, vs. Orlando (1-11-06)
FTA:..... 20, vs. Orlando (1-11-06)
OR:..... 9, vs. Boston (1-22-09)
DR:..... 12, four times (last: at New Orleans/Oklahoma City, 2-23-07)
TOT:..... 19, at Orlando (11-5-01)
AST:..... 9, two times (last: vs. Oklahoma City, 11-18-09)
STL:..... 7, at Utah (12-9-05)
TO:..... 6, three times (last: vs. Phoenix, 3-3-09)
BLK:..... 5, vs. Atlanta (11-5-04)
PTS:..... 50, at L.A. Clippers (10-31-03)

POSTSEASON CAREER HIGHS:

MINS:..... 46:16, two times (last: vs. Cleveland, 5-26-09)
FGM:..... 12, at L.A. Lakers (6-7-09)
FGA:..... 22, at Philadelphia (4-30-09)
3-PT FGM:..... 6, at L.A. Lakers (6-7-09)
3-PT FGA:..... 12, two times (last: vs. L.A. Lakers, 6-14-09)
FTM:..... 11, at Sacramento (5-1-05)
FTA:..... 12, at Sacramento (5-1-05)
OR:..... 7, at Toronto (4-26-08)
DR:..... 11, vs. Toronto (4-28-08)
TOT:..... 13, two times (last: vs. Toronto, 4-28-08)
AST:..... 7, at L.A. Lakers (6-7-09)
STL:..... 4, at Cleveland (5-28-09)
TO:..... 6, two times (last: at Detroit, 5-13-08)
BLK:..... 2, five times (last: at Boston, 5-22-10)
PTS:..... 34, at L.A. Lakers (6-7-09)

NBA REGULAR SEASON

Year Team	G-GS	MIN	FGM-FGA	PCT	3FG-3FGA	PCT	FT-FTA	PCT	OFF-DEF-TOT	AST	PF-DQ	STL	TO	BS	PTS	AVG
98-99 SEA	20-7	145	19-52	.365	1-6	.167	8-14	.571	13-12-25	4	19-0	8	20	1	47	2.4
99-00 SEA	82-8	1575	275-566	.486	40-120	.333	84-123	.683	127-209-336	70	163-0	62	78	36	674	8.2
00-01 SEA	78-7	2720	426-887	.480	123-285	.432	176-213	.826	143-398-541	125	191-2	91	129	45	1151	14.8
01-02 SEA	71-70	2585	455-972	.468	123-316	.389	162-200	.810	139-359-498	123	174-3	104	97	40	1195	16.8
02-03 SEA	77-77	3044	519-1149	.452	75-217	.346	283-345	.820	152-351-503	133	205-1	99	143	53	1396	18.1
03-04 SEA	80-80	2931	535-1229	.435	145-386	.376	206-270	.763	133-385-518	175	233-3	99	135	54	1421	17.8
04-05 SEA	71-71	2697	532-1151	.462	173-432	.400	200-283	.777	110-278-388	94	158-1	75	123	62	1457	20.5
05-06 SEA	78-77	2876	538-1151	.467	142-370	.384	350-428	.818	111-279-390	182	191-0	102	141	50	1568	20.1
06-07 SEA	60-60	2348	463-1005	.461	151-387	.390	265-315	.841	91-305-396	145	143-1	68	118	39	1342	22.4
07-08 ORL	81-81	3076	516-1135	.455	226-553	.409	218-260	.838	97-340-437	196	214-2	99	140	38	1476	18.2
08-09 ORL	79-79	2859	478-1089	.439	220-554	.397	225-269	.836	92-361-453	205	194-1	81	158	51	1401	17.7
09-10 ORL	72-72	2369	350-805	.435	168-423	.397	145-180	.806	62-256-318	107	180-1	78	108	28	1013	14.1
10-11 ORL/WAS	57-52	1825	252-582	.433	87-244	.357	77-96	.802	71-219-290	92	159-4	52	87	30	668	11.7
11-12 WAS	28-15	729	85-221	.385	16-67	.239	31-37	.838	34-75-109	27	49-0	23	32	10	217	7.8
12-13 Miami	55-9	792	103-249	.414	51-131	.389	28-45	.622	19-102-121	30	67-0	21	33	14	285	5.2
TOTALS	989-836	32570	5546-12243	.453	1741-4491	.388	2478-3078	.805	1394-3929-5323	1708	2340-19	1062	1542	533	15311	15.5

NBA PLAYOFFS

Year Team	G-GS	MIN	FGM-FGA	PCT	3FG-3FGA	PCT	FT-FTA	PCT	OFF-DEF-TOT	AST	PF-DQ	STL	TO	BS	PTS	AVG
99-00 SEA	5-5	157	26-59	.441	9-19	.474	16-20	.800	12-19-31	3	11-0	5	10	3	77	15.4
01-02 SEA	3-2	79	12-32	.375	1-6	.167	13-13	1.000	4-7-11	2	10-0	1	2	0	38	12.7
04-05 SEA	8-8	312	43-106	.406	5-25	.200	44-50	.880	11-32-43	13	25-0	3	16	3	135	16.9
07-08 ORL	10-10	417	71-163	.436	21-68	.309	32-39	.821	24-48-72	34	18-0	11	23	5	195	19.5
08-09 ORL	24-24	986	156-348	.448	52-132	.394	91-116	.784	29-124-153	70	50-0	25	50	13	455	19.0
09-10 ORL	14-14	512	66-143	.462	28-75	.373	20-25	.800	15-64-79	32	38-0	15	25	10	180	12.9
12-13 Miami	11-0	47	8-20	.400	0-4	.000	1-2	.500	1-6-7	4	5-0	2	6	2	17	1.5
TOTALS	75-63	2510	382-871	.439	116-329	.353	217-265	.819	96-300-396	158	157-0	62	132	36	1097	14.6

NBA ALL-STAR GAME

Year Team	G-GS	MIN	FGM-FGA	PCT	3FG-3FGA	PCT	FT-FTA	PCT	OFF-DEF-TOT	AST	PF-DQ	STL	TO	BS	PTS	AVG
04-05 SEA	1-0	14	1-7	.143	0-2	.000	0-0	.000	1-3-4	1	2-0	1	1	0	2	2.0
08-09 ORL	1-0	21	3-6	.500	1-4	.250	1-2	.500	1-5-6	0	3-0	0	1	0	8	8.0
TOTALS	2-0	35	4-13	.308	1-6	.167	1-2	.500	2-8-10	1	5-0	1	2	0	10	5.0

21

GUARD

ROGER MASON JR.



ROGER MASON JR.

21
GUARD



Height:
6'5"
Weight:
205
Years Pro:
10
Birthdate:
9/10/80 (Washington, DC)
High School:
Good Counsel
(Wheaton, MD)
College:
Virginia

CAREER TRANSACTIONS:

Selected by the Chicago Bulls in the second round (31st overall) in the 2002 NBA Draft as an early entry candidate...signed as a free agent with the Chicago Bulls on Aug. 12, 2002...traded by Chicago to the Toronto Raptors in exchange for Rick Brunson on Dec. 16, 2003...waived by Toronto on Dec. 16, 2004...signed with Olympiacos of the Greece A1 League in January of 2004...signed with Hapoel Jerusalem of the Israel Premier League for the 2005-06 season...signed as a free agent with the Washington Wizards on Sept. 14, 2006...re-signed by Washington on Sept. 20, 2007...signed as a free agent with the San Antonio Spurs on July 11, 2008...signed as a free agent with the New York Knicks on Aug. 10, 2010...signed as a free agent with the Washington Wizards on Dec. 19, 2011...waived by Washington on Apr. 16, 2012...signed as a free agent with the New Orleans Hornets on Aug. 3, 2012...signed as a free agent with the HEAT on Sept. 27, 2013.

PROFESSIONAL CAREER:

Has appeared in 493 regular season games (101 starts) in his 10-year NBA career and averaged 6.5 points, 1.8 rebounds, 1.3 assists and 18.0 minutes while shooting 40.9 percent from the field, 38.4 percent from three-point range and 86.3 percent from the foul line...has scored in double figures on 136 occasions, including 18 games with at least 20 points and a pair of 30-point efforts...his career high for consecutive games scoring in double figures is eight (Apr. 14-Nov. 11, 2008)...has 166 multi-trey games...his longest streak of consecutive games with at least one three-point field goal made is 20 (Mar. 21-Nov. 7, 2008)...has recorded 29 multi-steal games and nine multi-block games...has appeared in 24 NBA postseason games (three starts) and averaged 5.3 points, 1.0 rebounds and 17.1 minutes while shooting 36.8 percent from the field, 33.3 percent from three-point range and 76.5 percent from the foul line...has scored in double figures six times in postseason play...has appeared in 45 Israel Premier League games and 21 Greece A1 League games.

2012-13 SEASON:

Appeared in 69 games (13 starts) for the New Orleans Hornets and averaged 5.3 points (.433 FG%, .907 FT%), 1.9 rebounds, 1.1 assists and 17.7 minutes...did not miss any games due to injury but was a DNP-CD on 13 occasions...led the team in scoring once...scored in double figures 12 times...scored his 3,000th career point at Charlotte on Dec. 29...**Season Highs:** 17 points

(vs. Houston, Jan. 9), seven rebounds (at Phoenix, Nov. 23), four assists (vs. Milwaukee, Dec. 3), three steals (at San Antonio, Jan. 23), one block (11 times) and 37:06 minutes (at Phoenix, Nov. 23).

2011-12 SEASON:

Came off the bench in all 52 games in which he appeared for the Washington Wizards and averaged 5.5 points (.399 FG%, .778 FT%), 1.3 rebounds and 13.4 minutes...scored in double figures 13 times...hit his 500th career three-pointer at Detroit on Apr. 5...played in his 400th career game vs. Cleveland on Mar. 3...**Season Highs:** 19 points (at New Orleans, Mar. 15), six rebounds (at New York, Apr. 13), three assists (five times), two steals (vs. Golden State, Mar. 5), two blocks (at Toronto, Apr. 1) and 31:05 minutes (at New York, Apr. 13).

2010-11 SEASON:

Came off the bench in all 26 games in which he appeared for the New York Knicks and averaged 2.9 points (.338 FG%, .700 FT%), 1.7 rebounds and 12.3 minutes...did not miss any games due to injury/illness but was a DNP-CD on 54 occasions and a healthy scratch on the inactive list twice...scored in double figures once...**Season Highs:** 10 points (at Memphis, Mar. 9), five rebounds (at Boston, Apr. 13), four assists (at Boston, Apr. 13), three steals (vs. Utah, Mar. 7), two blocks (at Atlanta, Mar. 6) and 31:03 minutes (at Boston, Apr. 13).

2009-10 SEASON:

Appeared in 79 games (five starts) for the San Antonio Spurs and averaged 6.3 points (.389 FG%, .794 FT%), 2.1 rebounds, 1.7 assists and 19.2 minutes...missed one game with a strained left hamstring (Nov. 29) and was a DNP-CD twice...ranked second on the team in three-point field goal attempts and third in three-point field goals made...topped the Spurs in scoring once, in steals six times and in blocks on four occasions...scored in double figures 19 times, including one 20-point effort...played in his 300th career game vs. Dallas on Jan. 8...**Season Highs:** 20 points (at Washington, Jan. 2), six rebounds (five times), six assists (twice), two steals (twice), one block (14 times) and 37:01 minutes (at Dallas, Apr. 14).

2008-09 SEASON:

Appeared in all 82 games for the Spurs (71 starts) and averaged 11.8 points (.425 FG%, .890 FT%), 3.1 rebounds, 2.1 assists and 30.4 minutes...ranked 10th in the NBA in three-point field goals made (166) and 15th in three-point field goal percentage (.421)...led the team in starts and in both three-point field goals made and attempted...was the only Spur to play in all 82 games...ranked second on the team in minutes played and three-point field goal percentage, third in points scored, field goals made and attempted and assists and tied for third in starts...his .890 free throw percentage was the fourth-best single-season mark in Spurs history...topped the team in scoring seven times, in steals 10 times, in blocks on five occasions, in assists three times and in rebounds twice...set personal single-season career highs in games played, minutes, starts, points, scoring average, field goals made and attempted, three-point field goals made and attempted, free throws made and attempted, defensive rebounds, total rebounds and assists and tied his single-season high in steals...had a career-high 49 multi-trey games...scored in double figures a career-high 49 times, including a career-high 11 games with at least 20 points...recorded four game-winning shots in the final 30 seconds of games for the Spurs in 2008-09...matched his career high with seven treys vs. Utah on Nov. 21...**Season Highs:** 29 points (vs. Utah, Nov. 21), nine rebounds (twice), six assists (three times), four steals (vs. New Orleans, Jan. 31), two blocks (twice) and 45:21 minutes (at New York, Feb. 17).

2007-08 SEASON:

Saw action in 80 games (nine starts) with the Washington Wizards and averaged 9.1 points (.443 FG%, .873 FT%), 1.7 assists, 1.6 rebounds and 21.4 minutes...ranked 34th in the NBA in both three-point field goals made (130) and three-point field goal percentage (.398)...ranked second on the Wizards in three-point field goals made and three-point field goal percentage and third in three-point field goal attempts...led Washington in scoring four times and in assists five times...set a single-season career high in field goal percentage...scored in double figures 35 times, including six games with at least 20 points and a pair of 30-point efforts...recorded single-game career highs in points (32) and field goals made (13) at Golden State on Feb. 11...scored 31 points off the bench (his career high in a non-start) and hit a career-high seven three-pointers vs. Indiana on Apr. 14...set a career high in minutes played (46:09) at Charlotte on Dec. 26...**Season Highs:** 32 points (at Golden State, Feb. 11), six rebounds (vs. Indiana, Apr. 14), six assists (three times), four steals (vs. Miami, Dec. 29), three blocks (vs. Orlando, Mar. 5) and 46:09 minutes (at Charlotte, Dec. 26).

2006-07 SEASON:

Came off the bench in all 62 games in which he appeared for the Wizards and averaged 2.7 points (.330 FG%, .875 FT%), 0.7 rebounds, 0.6 assists and 7.9 minutes...was a DNP-CD on 19 occasions and was a healthy scratch on the inactive list once...led the team in assists twice...scored in double figures on four occasions...**Season Highs:** 18 points (at New Jersey, Feb. 27), four rebounds (twice), four assists (at Miami, Apr. 11), two steals (twice), two blocks (vs. Chicago, Apr. 15) and 26:04 minutes (vs. Chicago, Apr. 15).

2005-06 SEASON:

Appeared in 29 games with Hapoel Jerusalem of the Israel Premier League and averaged 14.0 points (.521 FG%, .857 FT%), 3.3 rebounds, 2.9 assists and 1.30 steals while shooting 44 percent from three-point range...appeared in 16 ULEB Cup games with Hapoel Jerusalem and averaged 14.3 points (.474 FG%, .861 FT%), 3.4 rebounds and 2.3 assists while shooting 39.8 percent from three-point range.

2004-05 SEASON:

Started the season on the Toronto Raptors roster but did not appear in a game...was a DNP-CD four times (Nov. 3-9), missed a pair of games (Nov. 10-12) with personal business and was on the injured list for 18 games (Nov. 13-Dec. 15) with a sprained left ankle before being waived on Dec. 16...appeared in 15 games with Olympiacos of the Greece A1 League and averaged 15.9 points (.520 FG%, .3.4 rebounds and 1.8 assists while shooting 39 percent from three-point range...appeared in six Euroleague games with Olympiacos and averaged 12.1 points (.434 FG%), 2.8 rebounds and 1.50 steals while shooting 45.7 percent from three-point range.

2003-04 SEASON:

Split the season between the Chicago Bulls and Toronto Raptors, appearing in 26 games (three starts) and averaging 3.7 points (.327 FG%, .864 FT%), 1.2 rebounds, 1.0 assists and 12.6 minutes...missed a total of 27 games due to injury and was a DNP-CD on 26 occasions...appeared in three games with the Bulls and totaled three points, three rebounds, three assists and a steal in 43 minutes...missed 16 games while on the injured list from Nov. 7-Dec. 12 with a left groin strain...was a DNP-CD twice with Chicago...saw action in 23 games (three starts) with the Raptors and averaged 4.0 points (.356 FG%, .864 FT%), 1.2 rebounds, 1.0 assists and 12.4 minutes...missed 11 games with the Raptors from Mar. 17-Apr. 6 with a sprained left ankle and was a

a DNP-CD on 24 occasions...scored in double figures three times...**Season Highs:** 18 points (at New Jersey, Feb. 24), six assists (vs. Washington, Feb. 25), four rebounds (twice), three steals (vs. Washington, Feb. 25), two blocks (at New Jersey, Feb. 24) and 44 minutes (at New Jersey, Feb. 24).

2002-03 SEASON:

Came off the bench in all 17 games in which he appeared with the Bulls and averaged 1.8 points (.355 FG%, 1.000 FT%), 0.7 rebounds, 0.7 assists and 6.6 minutes...missed the first 55 games of the season (Oct. 30-Feb. 19) recovering from right shoulder surgery...was a DNP-CD on 10 occasions...made his NBA debut at Orlando on Feb. 21 and was scoreless with one rebound in three minutes...**Season Highs:** Six points (at Houston, Mar. 14), three assists (at Philadelphia, Apr. 2), two rebounds (three times), two steals (at Houston, Mar. 14) and 17 minutes (at Houston, Mar. 14).

NBA PLAYOFFS:

2011: Came off the bench in all three games in which he appeared for the Knicks in their Opening Round series vs. Boston and averaged 6.3 points (.389 FG%, .000 FT%), 1.3 rebounds, 1.0 assists and 18.3 minutes...scored in double figures once...**2010:** Saw action in six of the Spurs' 10 postseason games (no starts) and averaged 0.5 points (.083 FG%, .000 FT%), 0.7 rebounds and 10.2 minutes...appeared in four games in the Opening Round vs. Dallas and totaled three points, two rebounds, one assist and one steal in 44 minutes...appeared in two games in the Western Conference Semifinals vs. Phoenix and was scoreless with two rebounds in 17 minutes...**2009:** Appeared in all five games (three starts) in San Antonio's Opening Round loss to Dallas and averaged 6.6 points (.375 FG%, .667 FT%), 1.8 assists, 1.6 rebounds and 21.6 minutes...was tied for the team lead in three-point field goals made and led the squad in three-point attempts...scored in double figures twice...made his first postseason start in Game 1 and tallied 13 points and set postseason career highs in three-point field goals made (4) and attempted (7), rebounds (5), assists (4) and minutes (35:20)...**2008:** Came off the bench in all six games in Washington's Opening Round series vs. Cleveland and averaged 8.0 points (.404 FG%, .750 FT%), 1.0 assists, 0.8 rebounds and 21.5 minutes...scored in double figures twice...recorded postseason career highs in points (18), field goals made (8) and attempted (14) and steals (2) in Game 3 at Washington on Apr. 24...**2007:** Came off the bench in each of the four games in Washington's Opening Round series vs. Cleveland and averaged 6.0 points (.438 FG%, .833 FT%), 0.5 rebounds and 14.0 minutes...scored in double figures once...made his postseason debut in Game 1 at Cleveland on Apr. 22 and had six points and a steal in nine minutes.

COLLEGE:

Played three seasons at the University of Virginia before becoming an early entry candidate in the 2002 NBA Draft...appeared in 89 career collegiate games and averaged 13.8 points (.436 FG%, .869 FT%), 3.0 rebounds, 2.6 assists, 1.01 steals and 29.6 minutes while shooting 37.5 percent from three-point range...finished his career as UVA's all-time leader in free throw percentage...earned Second Team All-ACC honors as a junior and Third Team All-ACC honors as a sophomore...as a junior, appeared in 29 games and averaged 18.6 points (.409 FG%, .881 FT%), 4.1 assists, 3.2 rebounds and 36.1 minutes while shooting 36.7 percent from three-point range...as a sophomore, appeared in 29 games and averaged 15.7

ROGER MASON JR.

21

points (.476 FG%, .884 FT%), 3.7 rebounds, 2.5 assists, 1.14 steals and 32.0 minutes and shot 44.2 percent from three-point range...his 88.4 percent free throw accuracy set a school single-season record...as a freshman, appeared in 31 games and averaged 7.6 points (.430 FG%, .818 FT%), 2.2 rebounds, 1.3 assists and 21.3 minutes.

PERSONAL:

Full name is Roger Philip Mason Jr...nickname is "Mase"...is the son of Marsha Mason-Wonsley and the late Roger Mason Sr...his father died of kidney disease when Roger was 11...his step-father, Otis Wonsley, is a former running back for the Washington Redskins (1981-85)...has one brother (Frank Mason) and two sisters (Adrienne Mason and Lauren Mason)...he and his wife, Dominique, have a son (Roger Mason III) and a daughter (Faith Mason)...has his own website (moneymase.com)...has his own foundation (The Roger Mason Foundation) which is dedicated to providing tutoring and mentoring services for needy students in the Washington, DC, Maryland, and Virginia area to help at risk youth fulfill their academic and personal potential...also does work with the National Kidney Foundation and the Rock and Roll Forever Foundation...has his own entertainment company (Weight Entertainment)...is first Vice President of the National Basketball Players Association...graduated from the University of Virginia with a degree in architecture...choose to major in architecture because he always loved different buildings, structures and design...calls *Architectural Digest* his favorite magazine...credits his parents as the people that made a difference in his life, his dad for instilling work ethic and toughness principles in him and his mom because she is the hardest worker he

saw and who worked multiple jobs and stressed the importance of education to him...in his free time he loves to fish, travel, read and listen to music...takes a deep-sea fishing trip out of Florida or the Bahamas each summer...when his playing career is over he would like to be involved in basketball management or serve as a TV analyst...says one of the things most people don't know about him is that he's a classically trained piano player...wears size 14 sneakers.



REGULAR SEASON CAREER HIGHS:

MINS:.....46:09, at Charlotte (12-26-07)
FGM:.....13, at Golden State (2-11-08)
FGA:.....21, at Denver (2-3-09)
3-PT FGM:.....7, two times (last: vs. Utah, 11-21-08)
3-PT FGA:.....11, vs. Miami (11-7-08)
FTM:.....6, three times (last: vs. New York, 11-11-08)
FTA:.....7, two times (last: vs. New York, 11-11-08)
OR:.....3, vs. Indiana (4-14-08)
DR:.....9, two times (last: at L.A. Clippers, 3-2-09)
TOT:.....9, two times (last: at L.A. Clippers, 3-2-09)
AST:.....6, nine times (last: at Dallas, 4-14-10)
STL:.....4, two times (last: vs. New Orleans, 1-31-09)
TO:.....8, at Denver (2-3-09)
BLK:.....3, vs. Orlando (3-5-08)
PTS:.....32, at Golden State (2-11-08)

POSTSEASON CAREER HIGHS:

MINS:.....35:20, vs. Dallas (4-18-09)
FGM:.....8, vs. Cleveland (4-24-08)
FGA:.....14, vs. Cleveland (4-24-08)
3-PT FGM:.....4, vs. Dallas (4-18-09)
3-PT FGA:.....7, two times (last: vs. Dallas, 4-18-09)
FTM:.....6, at Cleveland (4-21-08)
FTA:.....8, at Cleveland (4-21-08)
OR:.....2, vs. Boston (4-24-11)
DR:.....5, vs. Dallas (4-18-09)
TOT:.....5, vs. Dallas (4-18-09)
AST:.....4, vs. Dallas (4-18-09)
STL:.....2, vs. Cleveland (4-24-08)
TO:.....2, three times (last: at Dallas, 4-27-10)
BLK:.....1, at Cleveland (4-21-08)
PTS:.....18, vs. Cleveland (4-24-08)

NBA REGULAR SEASON

Year Team	G-GS	MIN	FGM-FGA	PCT	3FG-3FGA	PCT	FT-FTA	PCT	OFF-DEF-TOT	AST	PF-DQ	STL	TO	BS	PTS	AVG
02-03 CHI	17-0	113	11-31	.355	6-18	.333	2-2	1.000	2-10-12	12	20-0	4	5	0	30	1.8
03-04 CHI/TOR	26-3	328	32-98	.327	13-39	.333	19-22	.864	1-30-31	26	36-1	11	20	6	96	3.7
04-05 TOR	0-0	0	0-0	.000	0-0	.000	0-0	.000	0-0-0	0	0-0	0	0	0	0	0.0
06-07 WAS	62-0	492	59-179	.330	33-102	.324	14-16	.875	7-38-45	35	66-0	13	19	6	165	2.7
07-08 WAS	80-9	1708	266-600	.443	130-327	.398	62-71	.873	17-113-130	134	140-0	40	69	18	724	9.1
08-09 SA	82-71	2496	349-822	.425	166-394	.421	105-118	.890	16-235-251	173	160-0	40	100	12	969	11.8
09-10 SA	79-5	1515	193-496	.389	88-264	.333	27-34	.794	11-151-162	137	99-0	30	59	14	501	6.3
10-11 NY	26-0	319	26-77	.338	16-44	.364	7-10	.700	5-38-43	20	25-0	6	6	2	75	2.9
11-12 WAS	52-0	697	103-258	.399	59-154	.383	21-27	.778	7-62-69	47	33-0	13	32	5	286	5.5
12-13 NO	69-13	1219	132-305	.433	66-159	.415	39-43	.907	11-121-132	74	104-0	26	51	11	369	5.3
TOTALS	493-101	8886	1171-2866	.409	577-1501	.384	296-343	.863	77-798-875	658	683-1	183	361	74	3215	6.5

NBA PLAYOFFS

Year Team	G-GS	MIN	FGM-FGA	PCT	3FG-3FGA	PCT	FT-FTA	PCT	OFF-DEF-TOT	AST	PF-DQ	STL	TO	BS	PTS	AVG
06-07 WAS	4-0	56	7-16	.438	5-10	.500	5-6	.833	0-2-2	1	10-0	1	3	0	24	6.0
07-08 WAS	6-0	129	19-47	.404	4-17	.235	6-8	.750	0-5-5	6	11-0	3	2	1	48	8.0
08-09 SA	5-3	108	12-32	.375	7-19	.368	2-3	.667	0-8-8	9	10-0	1	4	0	33	6.6
09-10 SA	6-0	61	1-12	.083	1-7	.143	0-0	.000	0-4-4	2	12-0	1	2	0	3	0.5
10-11 NY	3-0	55	7-18	.389	5-13	.385	0-0	.000	3-1-4	3	6-0	1	1	0	19	6.3
TOTALS	24-3	410	46-125	.368	22-66	.333	13-17	.765	3-20-23	21	49-0	7	12	1	127	5.3

CAREER TRANSACTIONS:

Selected in the first round of the 2007 NBA Draft (first overall)...waived by Portland on Mar. 15, 2012...signed as a free agent by the HEAT on Aug. 7, 2013.

PROFESSIONAL CAREER:

Has appeared in 82 regular season games (60 starts) during his two-year career and has averaged 9.4 points, 7.3 rebounds, 1.43 blocks and 22.1 minutes...has missed a total of 289 games due to injury...has scored in double figures on 41 occasions, including three games with at least 20 points...grabbed double-figure rebounds 26 times, including one 20-rebound effort...has posted 21 double-doubles...has tallied 32 multi-block games and eight multi-steal games...his career high for most consecutive games with a block is 13 (Nov. 6-Dec. 27, 2009)...his career high for most consecutive starts is 38 (Nov. 24, 2008-Feb. 12, 2009)...his career high for most consecutive games shooting 50 percent-or-better from the floor is seven (Apr. 5-15, 2009)...has appeared in six postseason games (no starts) and has averaged 5.0 points, 4.3 rebounds, 0.83 blocks and 16.0 minutes while shooting 52.4 percent from the floor and 66.7 percent from the foul line...has scored in double figures once in postseason play.

2011-12 SEASON:

Missed the first 43 games of the season while still recovering from his left knee surgery (Nov. 19, 2010) before being waived by the Blazers on Mar. 15...had microfracture surgery again on his left knee on Feb. 20, 2012 performed by Dr. Richard Steadman in Vail, CO.

2010-11 SEASON:

Missed the entire season after undergoing microfracture surgery on his left knee on Nov. 19, 2010.

2009-10 SEASON:

Started all 21 games in which he appeared for Portland and averaged 11.1 points (.605 FG%, .766 FT%), 8.5 rebounds, 2.29 blocks and 23.9 minutes...missed the final 61 games of the season due to injury...had season-ending surgery performed by Dr. Don Roberts in Vancouver, WA on Dec. 6 to repair a fracture in his left patella which occurred at the 7:45 mark of the first quarter on Dec. 5 vs. Houston...ranked fourth in the NBA in field goal percentage and second in blocks at the time of his season-ending injury...topped the Blazers in scoring three times, in rebounds eight times and in blocks 16 times...scored in double figures on 12 occasions, including one 20-point effort...grabbed double-figure rebounds eight times and tallied five double-doubles...recorded at least one block in a career-high 13 consecutive games from Nov. 6-Dec. 27...recorded career highs in both offensive (11) and total (20) rebounds vs. Miami on Dec. 1...his 11 offensive rebounds vs. Miami on Dec. 1 tied the Portland single-game franchise record...tied his career-high with 24 points vs. Chicago on Nov. 23 and set career highs in free throws made (10) and attempted (12)...**Season Highs:** 24 points (vs. Chicago, Nov. 23), 20 rebounds (vs. Miami, Dec. 1), five blocks (vs. Houston, Oct. 27), two assists (four times), two steals (at Utah, Nov. 28) and 34:07 minutes (at Atlanta, Nov. 16).

2008-09 SEASON:

Appeared in 61 games (39 starts) for the Trail Blazers and averaged 8.9 points (.564 FG%, .637 FT%), 7.0 rebounds, 1.13 blocks and 21.5 minutes...missed a total of 21 games due to injury...missed six games with a right foot sprain (Oct. 31-Nov. 10)...sat out the first 15 games after the All-Star break (Feb. 18-Mar. 16) with a bone chip in his left knee...ranked fifth among NBA

GREG ODEN 20 CENTER



Height:

7'0"

Weight:

273

Years Pro:

2

Birthdate:

1/22/88 (Buffalo, NY)

High School:

Lawrence North
(Indianapolis, IN)

College:

Ohio State

rookies in double-doubles...was second on the Blazers in double-doubles and blocks per game and ranked third in offensive rebounds, total rebounds and blocks...topped Portland in scoring twice and in rebounds 20 times, in steals on seven occasions and in assists once...scored in double figures 29 times, including a pair of 20-point outings...scored in double figures in a career-high five consecutive games from Jan. 19-25...grabbed double-figure rebounds on 18 occasions and posted 16 double-doubles...grabbed double-figure rebounds in a career-high three consecutive games from Feb. 8-12...shot 50 percent-or-better from the floor in a career-high seven consecutive games from Apr. 5-15...made a career-high 38 consecutive starts from Nov. 24-Feb. 12...scored a career-high 24 points and grabbed a season-high 15 rebounds vs. Milwaukee on Jan. 19 and also set career highs in field goals made (9) and attempted (14)...grabbed a career-high 11 defensive rebounds at Detroit on Nov. 30...had a career-high six blocks vs. New York on Feb. 8...was a perfect 7-7 from the floor at the Lakers on Jan. 26, marking the most field goal attempts he has made in a game in his career without a miss...made his NBA debut as a starter at the Lakers on Oct. 28 and was scoreless with five rebounds and a block in 12:51 minutes...was selected for the Rookie Challenge & Youth Jam at All-Star Weekend in Phoenix...**Season Highs:** 24 points (vs. Milwaukee, Jan. 19), 15 rebounds (twice), six blocks (vs. New York, Feb. 8), three assists (three times), three steals (vs. Boston, Dec. 30) and 42:03 minutes (vs. L.A. Clippers, Dec. 12).

2007-08 SEASON:

Missed the entire season after undergoing microfracture surgery on his right knee on Sept. 13, 2007.

NBA PLAYOFFS:

2009: Came off the bench in all six games for Portland and averaged 5.0 points (.524 FG%, .667 FT%), 4.3 rebounds, 0.83 blocks and 16.0 minutes...scored in double figures once...made his playoff debut vs. Houston on Apr. 18 and tallied a postseason career-high 15 points, five rebounds and a block in a postseason career-high 21:36 minutes.

HONORS:

2009: Was named to the Rookie team at the 2009 Rookie Challenge & Youth Jam at All-Star Weekend in Phoenix.

Management

Players

12/13 Review

Records

Playoffs

History

All-Time
Roster

NBA/NBADL

Opponents

Media

GREG ODEN 20

COLLEGE:

Played one season at Ohio State before becoming an early entry candidate in 2007...started 31 of the 32 games in which he appeared and averaged 15.7 points (.616 FG%, .628 FT%), 9.6 rebounds, 3.29 blocks and 28.9 minutes...was named to the Associated Press All-America First Team...was a 2007 Wooden All-American...honored as the NABC National Defensive Player of the Year and Pete Newell Big Man of the Year...was named Big Ten Freshman of the Year, Defensive Player of the Year and was chosen First Team All-Big Ten by the media and coaches...led the Buckeyes in scoring, rebounding and blocked shots...missed OSU's first seven games of the season recovering from right wrist surgery...shot most of his free throws left-handed due to the injury...grabbed double-figure rebounds 15 times and posted 14 double-doubles...averaged 16.1 points, 9.3 rebounds, 3.5 blocks and 27.5 minutes and recorded three double-doubles in OSU's six NCAA Tournament games...tallied 25 points, 12 rebounds and four blocks in the NCAA National Championship game vs. Florida...had a career-high 29 points and 10 rebounds in a Jan. 20 win vs. Iowa.

PERSONAL:

Full name is Gregory Wayne Oden Jr...goes by the nickname "G.O." (his initials)...is the son of Greg Sr. and Zoe Oden...has a brother (Anthony Oden)...his brother played two years of college football at the University of Arkansas and one at Lamar University...credits his mom as the person who made a difference in his life, inspiring him to work hard...after his basketball career is over he would like to coach or be a gym teacher...was the homecoming king his senior year in high school...says one of the things people don't know about him is that he likes to cook...while playing with the Trail Blazers in March of 2008, he joined Oregon Mentors, a non-profit organization unifying mentoring programs throughout the state, to announce a statewide mentoring awareness initiative...the formation of Team ODEN helped the organization reach its goal of supplying over 40,000 youth with adult mentors by December 2010...partnered with VIZ Media to develop SLAM DUNK, a basketball-themed comic book to be donated to the Oregon Mentors

program...was on the cover of College Hoops 2K8 video game...was on the same high school AAU team (Spiece Indy Heat) as former HEAT guard Daquan Cook and fellow NBA players Mike Conley, Jr., Eric Gordon and Josh McRoberts...was selected to the 2009 USA Basketball Men's Select team...chosen as the 2006 Naismith Prep Player of the Year given annually to the best high school player in the nation...was a two-time Gatorade National Player of the Year (2005 and 2006), joining current teammate LeBron James as the only repeat winners...was a two-time *USA Today* and *Parade Magazine* Player of the Year...was named 2006 McDonald's High School All-American Player of the Year and played in the McDonald's All-America game...was named Indiana Mr. Basketball in 2006...tallied 1,873 points, 1,058 rebounds and 341 blocks in high school leading Lawrence North to three consecutive Class 4A state titles and a 103-7 record, including a 24-1 postseason mark...wears size 19 sneakers.



REGULAR SEASON CAREER HIGHS:

MINS:.....42:03, vs. L.A. Clippers (12-12-08)
FGM:.....9, vs. Milwaukee (1-19-09)
FGA:.....14, vs. Milwaukee (1-19-09)
3-PT FGM:.....0
3-PT FGA:.....0
FTM:.....10, vs. Chicago (11-23-09)
FTA:.....12, vs. Chicago (11-23-09)
OR:.....11, vs. Miami (12-1-09)
DR:.....11, at Detroit (11-30-08)
TOT:.....20, vs. Miami (12-1-09)
AST:.....3, three times (last: vs. Boston, 12-30-08)
STL:.....3, vs. Boston (12-30-08)
TO:.....7, vs. Houston (10-27-09)
BLK:.....6, vs. New York (2-8-09)
PTS:.....24, two times (last: vs. Chicago, 11-23-09)

POSTSEASON CAREER HIGHS:

MINS:.....21:36, vs. Houston (4-18-09)
FGM:.....6, vs. Houston (4-18-09)
FGA:.....7, vs. Houston (4-18-09)
3-PT FGM:.....0
3-PT FGA:.....0
FTM:.....3, vs. Houston (4-18-09)
FTA:.....4, two times (last: vs. Houston, 4-28-09)
OR:.....3, two times (last: at Houston, 4-30-09)
DR:.....3, four times (last: at Houston, 4-30-09)
TOT:.....6, at Houston (4-30-09)
AST:.....0
STL:.....1, two times (last: vs. Houston, 4-28-09)
TO:.....4, at Houston (4-30-09)
BLK:.....2, two times (last: at Houston, 4-30-09)
PTS:.....15, vs. Houston (4-18-09)

NBA REGULAR SEASON

Year Team	G-GS	MIN	FGM-FGA	PCT	3FG-3FGA	PCT	FT-FTA	PCT	OFF-DEF-TOT	AST	PF-DQ	STL	TO	BS	PTS	AVG
08-09 POR	61-39	1314	198-351	.564	0-0	.000	144-226	.637	169-255-424	31	238-4	25	87	69	540	8.9
09-10 POR	21-21	502	92-152	.605	0-0	.000	49-64	.766	64-114-178	19	84-1	8	39	48	233	11.1
TOTALS	82-60	1816	290-503	.577	0-0	.000	193-290	.666	233-369-602	50	322-5	33	126	117	773	9.4

NBA PLAYOFFS

Year Team	G-GS	MIN	FGM-FGA	PCT	3FG-3FGA	PCT	FT-FTA	PCT	OFF-DEF-TOT	AST	PF-DQ	STL	TO	BS	PTS	AVG
08-09 POR	6-0	96	11-21	.524	0-0	.000	8-12	.667	11-15-26	0	27-1	2	8	5	30	5.0
TOTALS	6-0	96	11-21	.524	0-0	.000	8-12	.667	11-15-26	0	27-1	2	8	5	30	5.0

CAREER TRANSACTIONS:

Selected by the HEAT in the second round (41st overall) of the 2010 NBA Draft...signed with Tuscany Pistoia of the Italian Lega2 in 2010...signed with Hapoel Migdal Jerusalem of the Israeli Super League on Aug. 12, 2011...signed with Acea Virtus Roma of the Italian Lega A on Jan. 31, 2012...signed with the HEAT on Sept. 7, 2012...waived by the HEAT on Oct. 26, 2012...signed as a free agent by the Boston Celtics on Dec. 24, 2012...waived by the Celtics on Jan. 6, 2013...signed a 10-day contract with the HEAT on Jan. 9, 2013...signed to a second 10-day contract by the HEAT on Jan. 20, 2013...was signed for the remainder of the year by the HEAT on Jan. 30, 2013.

2012-13 SEASON:

Split time between the Miami HEAT and Boston Celtics of the NBA and the Sioux Falls Skyforce of the NBA D-League...played in 13 NBA games and averaged 0.6 points (.429 FG%, .500 FT%), 0.7 rebounds and 4.5 minutes...was a DNP-CD on nine occasions (seven with Miami) and a healthy scratch on the inactive list 15 times (all with Miami)...missed 15 games with Miami while serving a couple of stints in the D-League...made his NBA debut with Boston on Dec. 25 at Brooklyn and was scoreless in one minute...made his HEAT debut at Sacramento on Jan. 10 and had two points and a block in six minutes...started 22 of the 23 games he played with the Skyforce and averaged 14.5 points (.573 FG%, .583 FT%), 9.9 rebounds, 3.35 blocks and 30.5 minutes...scored in double figures 20 times with Sioux Falls, including six 20-point games...grabbed double-figure rebounds 12 times and posted 10 double-doubles including a 23-point, 20-rebound effort in his final D-League game at Iowa on Apr. 6...**NBA Season Highs:** Four points (at Sacramento, Dec. 30), four rebounds (at Cleveland, Apr. 15), one assist (three times), one steal (at Brooklyn, Dec. 25), one block (twice) and 14:46 minutes (at Cleveland, Apr. 15).

2011-12 SEASON:

Appeared in 14 games with Acea Virtus Roma of the Italian Lega A and averaged 10.4 points (.533 FG%, .723 FT%), 6.5 rebounds, 2.00 blocks and 23.6 minutes...appeared in 12 games with Hapoel Migdal Jerusalem of the Israeli Super League and averaged 9.3 points (.588 FG%, .415 FT%), 4.9 rebounds, 2.00 blocks and 23.6 minutes...appeared in six EuroCup games with Hapoel Migdal Jerusalem and averaged 8.3 points (.606 FG%, .455 FT%), 5.0 rebounds, 3.17 blocks, 1.3 assists and 18.2 minutes.

2010-11 SEASON:

Appeared in 33 games with Tuscany Pistoia of the Italian Lega2 and averaged 15.4 points (.559 FG%, .639 FT%), 8.9 rebounds, 3.06 blocks, 1.79 steals and 30.9 minutes...named to the Eurobasket.com All-Italian Lega2 First Team and All-Imports Team...led the team in rebound average and blocks per game and finished second in scoring average...blocked a season-high nine shots and added 22 points in a 85-72 win vs. Fastweb CM on Oct. 10...grabbed a season-high 18 rebounds vs. Umana Reyer on Nov. 28.

NBA PLAYOFFS:

2013: Was a healthy scratch on the inactive list for all 23 games for the NBA Champion HEAT.

COLLEGE:

Played four seasons at Mississippi State University and averaged 10.0 points (.589 FG%, .595 FT%), 7.8 rebounds, 4.00 blocks and 25.5 minutes in 141 games (119 starts)...finished his career as the only player in NCAA history to record at least 1,000 points, 1,000 rebounds and 500 blocks...ended his career as the NCAA's all-time leading shot blocker with 564...became

JARVIS VARNADO

24

FORWARD



Height:

6'10"

Weight:

225

Years Pro:

1

Birthdate:

3/1/88 (Brownsville, TN)

High School:

Haywood
(Brownsville, TN)

College:

Mississippi State

the first player to be named as the SEC Defensive Player of the Year in three consecutive seasons (2008, 2009 and 2010)...as a senior, appeared in 36 games (all starts) and averaged 13.8 points (.582 FG%, .610 FT%), 10.3 rebounds, 4.72 blocks and 31.7 minutes...was named both the NABC National Defensive Player of the Year and the SEC Defensive Player of the Year...tied the single-season SEC blocks record (170), a record he set his junior season...led the team in points, rebounds, blocks, field goals made and free throws made...ended the season recording a block in 53 straight games...as a junior, appeared in 36 games (all starts) and averaged 12.9 points (.549 FG%, .654 FT%), 8.8 rebounds, 4.72 blocks and 28.1 minutes...was named the SEC Defensive Player of the Year and the SEC Tournament MVP...was named to the All-SEC and All-Defensive teams...led the nation with a new single-season SEC record 170 blocks...surpassed Erik Dampier (249) as MSU's all-time block leader...led the team in points, rebounds, blocks, field goals made and double-doubles...as a sophomore, appeared in 34 games (all starts) and averaged 7.9 points (.641 FG%, .500 FT%), 7.8 rebounds, 4.62 blocks and 28.5 minutes...was named the SEC Defensive Player of the Year...was the *Collegeinsider.com* National Defensive Player of the Year...led the nation with 157 blocks, tying the SEC single-season record with Shaquille O'Neal (1991-92)...his 64.1 percent shooting from the field was the fourth best in school history...had three 10-block games...recorded the school's third ever triple-double with 10 points, 12 rebounds and 10 blocks vs. Kentucky on Jan. 15...led the team in rebounds and blocks...as a freshman, appeared in 35 games (13 starts) and averaged 5.0 points (.647 FG%, .533 FT%), 4.2 rebounds, 1.91 blocks and 13.5 minutes...his team-leading 67 blocks set a new MSU freshman record.

PERSONAL:

Full name is Jarvis Lamar Varnado...nickname is "Swat" because of all the shots he's blocked...is the son of Winston and Janice Varnado...has two brothers (Jordan and Mario)...has a son (Caden)...majored in fitness management at Mississippi State...chose his mother as the person who made the biggest difference in his life because of the sacrifices she made for him...in his free time he enjoys playing with his son and playing video games...would like to become a coach when his playing career is over...favorite sport other than basketball is football, is a fan of the Tennessee Titans...wears size 17 sneakers.

Management

Players

12/13 Review

Records

Playoffs

History

All-Time Roster

NBA/NBADL

Opponents

Media



REGULAR SEASON CAREER HIGHS:

MINS:..... 14:46 at Cleveland (4-15-13)
FGM:..... 2, at Sacramento (12-30-12)
FGA:..... 2, at Sacramento (12-30-12)
3-PT FGM:..... 0
3-PT FGA:..... 0
FTM:..... 1, two times (last: at Golden State, 12-29-12)
FTA:..... 2, two times (last: at Golden State, 12-29-12)
OR:..... 1, two times (last: at Cleveland, 4-15-13)

DR:..... 3, at Cleveland (4-15-13)
TOT:..... 4, at Cleveland (4-15-13)
AST:..... 1, three times (last: vs. Orlando, 4-17-13)
STL:..... 1, at Brooklyn (12-25-12)
TO:..... 2, at Cleveland (4-15-13)
BLK:..... 1, two times (last: at Golden State, 1-16-13)
PTS:..... 4, at Sacramento (12-30-12)

NBA REGULAR SEASON

Year Team	G-GS	MIN	FGM-FGA	PCT	3FG-3FGA	PCT	FT-FTA	PCT	OFF-DEF-TOT	AST	PF-DQ	STL	TO	BS	PTS	AVG
12-13 BOS/Miami	13-0	58	3-7	.429	0-0	.000	2-4	.500	2-7-9	3	10-0	1	6	2	8	0.6
TOTALS	13-0	58	3-7	.429	0-0	.000	2-4	.500	2-7-9	3	10-0	1	6	2	8	0.6

3

GUARD

DWYANE WADE



DWYANE WADE

3
GUARD



Height:
6'4"
Weight:
220
Years Pro:
10
Birthdate:
1/17/82
(Chicago, IL)
High School:
Richards
(Oak Lawn, IL)
College:
Marquette

CAREER TRANSACTIONS:

Drafted by the HEAT in the first round (fifth overall) of the 2003 NBA Draft...signed by the HEAT on Aug. 19, 2003...signed a contract extension with the HEAT on July 12, 2006...re-signed with the HEAT on July 9, 2010.

PROFESSIONAL CAREER:

Has appeared in 665 regular season games (657 starts) in his 10-year NBA career...has averaged 24.7 points, 6.1 assists, 5.1 rebounds, 1.78 steals, 1.00 blocks and 36.9 minutes while shooting 48.9 percent from the floor, 28.9 percent from three-point range and 76.7 percent from the foul line...has missed 125 games due to injury, seven as a healthy scratch on the inactive list, six as a DNP-CD, including two in which he dressed despite being injured, and one game as a result of an NBA suspension...has been crowned NBA Finals MVP once and All-Star Game MVP once...is a nine-time All-Star (eight-time starter)...has earned All-NBA First Team honors twice, All-NBA Second Team honors twice and All-NBA Third Team honors three times...has been named to the NBA All-Defensive Second Team three times...was a unanimous All-Rookie First Team selection...has been selected the NBA Eastern Conference Player of the Month six times and the NBA Eastern Conference Player of the Week 16 times...owns the HEAT single-season records for points, scoring average, field goals made and attempted, free throws made and attempted and is tied for double-figure scoring efforts...also owns the HEAT record for most points in a single overtime period (12), most consecutive points (18 vs. Cleveland on Jan. 21, 2008), most free throws made in a game (23) and most field goals attempted in a half (21) and is tied for most points in a quarter (24, twice) and most points in a half (32, twice)...opens the 2013-14 season ranked fifth among active players in career scoring average...joins teammate LeBron James as the only active players in the NBA who are averaging at least 20 points, 5 rebounds and 5 assists for their career...is the HEAT's all-time leader in points, field goals made and attempted, free throws made and attempted, double-figure scoring efforts, assists, steals, starts and minutes...also ranks among the HEAT's all-time leaders in blocks (2nd), defensive rebounds (4th), total rebounds (4th), double-doubles (4th), field goal percentage (7th), three-point field goals made (7th) and attempted (6th), offensive rebounds (7th) and free throw percentage (14th)...has scored in double figures 643 times, including 479 games with at least 20 points, 201 times with at least 30

points, 32 games with at least 40 points and three 50-point outings...has led Miami in scoring 404 times, including a franchise-record 71 in 2008-09...his high for most consecutive games scoring in double figures is 148 (Feb. 1, 2008-Feb. 16, 2010)...his high for consecutive 20-point games is 23 (Mar. 20, 2009-Nov. 17, 2009)...has grabbed double-figure rebounds 36 times and handed out double-figure assists 80 times...has amassed 112 double-doubles and four triple-doubles...his high for consecutive games with a double-double is four and has occurred twice (Dec. 7-13, 2005 and Dec. 3-9, 2007)...has hit at least 10 free throws in a game 136 times...led the HEAT in points and scoring average for six consecutive years from 2004-10 becoming the only player in franchise history to lead in each of those categories six straight seasons...has thrown home 933 dunks...his high for consecutive games with a steal is 23 (Jan. 25, 2013-Mar. 12, 2013)...has recorded 351 multi-steal and 173 multi-block games...his high for consecutive starts is 375 (Jan. 8, 2008-present) and his high for consecutive games played is 66 (Oct. 29, 2008-Mar. 15, 2009)...has started each of the 132 postseason games in which he has played and has averaged 23.7 points, 5.5 rebounds, 5.2 assists, 1.67 steals, 1.12 blocks and 39.5 minutes while shooting 47.6 percent from the floor, 32.1 percent from three-point range and 77.6 percent from the foul line...owns the HEAT playoff scoring records for a game (46), a second half (30), a first quarter (17), a third quarter (22) and a fourth quarter (20)...also owns the HEAT postseason single-game records for free throws made and attempted and assists...owns four of the top five single-series scoring averages in HEAT postseason history...topped the HEAT in scoring average in 11 consecutive playoff series from 2004-10...has scored in double figures 128 times in postseason play with 92 games of at least 20 points, 32 games of 30-or-more points and seven 40-point games...scored in double figures in a franchise-record 91 consecutive playoff games (Apr. 27, 2004-May 15, 2012)...his 17 consecutive games with at least 20 points (June 6, 2005-May 31, 2006) and his four consecutive 30-point games (June 13-20, 2006) both rank second in franchise postseason history...is Miami's all-time postseason leader in points, field goals made and attempted, free throws made and attempted, assists, double-figure scoring games, 20-point games, 30-point games, 40-point games, steals, games, minutes, starts and dunks...also ranks among Miami's postseason leaders in offensive (2nd), defensive (2nd) and total rebounds (2nd), double-doubles (2nd), blocks (2nd), three-point field goals attempted (3rd) and three-point field goals made (4th)...has led Miami in scoring in 65 playoff games, including a franchise-record 22 consecutive from June 8, 2006-Apr. 27, 2010...has grabbed double-figure rebounds 10 times in postseason play and handed out double-figure assists on 11 occasions...has 21 postseason career double-doubles...has made nine All-Star Game appearances (eight starts) and has averaged 18.1 points (.632 FG%, .696 FT%), 5.0 assists, 4.0 rebounds, 2.56 steals and 26.7 minutes...hit the game-winning field goal in the 2006 All-Star Game and was the MVP of the 2010 All-Star Game after scoring a game-high 28 points...recorded just the third triple-double in All-Star Game history at the 2012 All-Star Game as he tallied 24 points, a game-high 10 rebounds and a team-high 10 assists.

2012-13 SEASON:

Started all 69 games in which he saw action for the HEAT and averaged 21.2 points (.521 FG%, .725 FT%), 5.1 assists, 5.0 rebounds, 1.86 steals and 34.7 minutes...missed a total of 12 games due to injury and one game (Dec. 28) while serving an NBA suspension...

didn't play in Atlanta on Nov. 9 due to a cold...missed a pair of games (Nov. 15-17) with a sprained left foot...missed three games (Mar. 24-25 and Apr. 15) with a sore right knee...sat out six games from Mar. 31-Apr. 10 with a sprained right ankle...for the fifth straight season was a team co-captain along with Udonis Haslem...joined teammates Chris Bosh and LeBron James in the starting line-up for the Eastern Conference All-Stars at the All-Star Game in Houston...was selected the NBA Eastern Conference Player of the Week for the week ending Mar. 10...ranked among the NBA leaders in scoring average (8th), points (13th), steals (6th), free throws made (12th) and attempted (10th), field goals made (15th) and attempted (tied-26th), field goal percentage (19th) and minutes per game (35th)...joined Oklahoma City's Russell Westbrook and teammate LeBron James as the only players in 2012-13 to average at least 20 points, 5 rebounds and 5 assists...set a single-season high in field goal percentage...finished second on the team in points, scoring average, field goals made and attempted, free throws made and attempted, assists, steals, 20- and 30-point games, dunks and three-point plays...topped the HEAT in scoring 16 times and led Miami in steals 23 times, in assists on 20 occasions, in minutes and blocks 15 times each and in rebounds in nine games...scored in double figures 67 times, including 43 games with 20-or-more points and eight 30-point performances...shot at least 50 percent from the floor and scored at least 20 points in 11 consecutive games from Feb. 23-Mar. 13 becoming the first guard to accomplish the feat since Michael Jordan did it in 11 consecutive games from Dec. 30, 1995-Jan. 23, 1996...recorded a steal in a career-high 23 consecutive games from Jan. 25-Mar. 12...scored his 15,000th career point in the season opener vs. Boston...recorded his 4,000th career assist at Toronto on Mar. 17...when he blocked his 50th shot of the season at Chicago on Mar. 27 it marked the eighth time in his career he blocked at least 50 shots in a season joining him with Michael Jordan as the only guards in NBA history to block at least 50 shots in eight different seasons...he concluded the 2012-13 season with 667 career blocks making him just eight blocks shy of tying Dennis Johnson in NBA history by a guard 6'4" or shorter...tied his career high with 19 field goals made vs. Sacramento on Feb. 26...**Season Highs:** 39 points (vs. Sacramento, Feb. 26), 12 rebounds (vs. Charlotte, Feb. 4), 10 assists (twice), six steals (vs. Indiana, Mar. 10), four blocks (twice) and 46:33 minutes (at Boston, Jan. 27).

2011-12 SEASON:

Started each of the 49 games in which he appeared for the HEAT and averaged 22.1 points (.497 FG%, .791 FT%), 4.8 rebounds, 4.6 assists, 1.67 steals, 1.29 blocks and 33.2 minutes...missed a total of 13 games due to injury and was a DNP-CD on four occasions...sat out three games (Jan. 4-7) with a left foot contusion...missed seven games due to a sprained right ankle (six from Jan. 17-25 and one on Apr. 8)...sat out one game (Apr. 3) due to a left knee contusion...missed two games with a dislocated left index finger (Apr. 22 and 26)...shared team co-captain duties with Udonis Haslem...earned All-NBA Third Team honors...started the All-Star Game in Orlando and recorded the third triple-double in All-Star Game history with 24 points (11-15 FGs), a game-high 10 rebounds and a team-high 10 assists in 32:54 minutes...ranked among the NBA leaders in field goal percentage (20th), field goals made (tied-27th) and field goals attempted (32nd) and would have ranked among the league leaders in scoring, assists, steals and blocks but did not play enough games to qualify in those categories...finished second on the team in points, scoring average, field goals made and attempted, free

throws made and attempted, assists and blocks...topped the HEAT in points 16 times, in blocks 20 times, in steals on 18 occasions, in assists in 15 games, in rebounds four times and in minutes three times...scored in double figures 48 times, including 32 games with at least 20 points and eight 30-point performances...made a career-high 27 consecutive free throw attempts from Feb. 5-13, the high for a HEAT player in 2011-12...temporarily became the HEAT's all-time leader in games played and also moved into second place on the franchise's all-time blocked shots list on Apr. 15 at New York...**Season Highs:** 36 points (at Chicago, Mar. 14), 11 rebounds (at Philadelphia, Mar. 16), 10 assists (three times), five steals (vs. New York, Jan. 27), four blocks (twice) and 41:57 minutes (at L.A. Clippers, Jan. 12).

2010-11 SEASON:

Started all 76 games in which he saw action for the HEAT and averaged 25.5 points (.500 FG%, .758 FT%), 6.4 rebounds, 4.6 assists, 1.46 steals, 1.14 blocks and 37.1 minutes...missed a total of five games due to injury and was a healthy scratch on the inactive list for the regular season finale (Apr. 13)...missed one game with a sprained left wrist (Nov. 20), one game because of a sore left knee (Dec. 23), one game with a migraine (Jan. 22), one with a bruised right wrist (Jan. 28) and one with a right thigh contusion (Apr. 6)...shared team co-captain duties with Udonis Haslem...earned All-NBA Second Team honors...was a starter for the Eastern Conference in the All-Star Game...was a three-time Eastern Conference Player of the Week and shared the Eastern Conference Player of the Month honors for December with teammate LeBron James...set single-season career highs in offensive, defensive and total rebounds...ranked among the NBA leaders in scoring average (4th), free throws attempted (6th), free throws made (7th), field goals made (9th), field goals attempted (10th), minutes per game (16th), steals per game (17th), blocks per game (24th), field goal percentage (33rd) and assists per game (34th)...led the HEAT in conventional three-point plays and dunks and tied for the lead in 30-point games and 40-point games...was second on the team in minutes, points, scoring average, field goals made and attempted, free throws made and attempted, offensive rebounds, assists, steals and blocks...topped the HEAT in scoring 37 times, in steals 34 times, in blocks on 29 occasions, in minutes 24 times, in assists 21 times and rebounds in 19 contests...scored in double figures 74 times, including 57 games with at least 20 points, 25 games of 30-or-more points and four 40-point performances...grabbed double-figure rebounds 10 times and handed out double-figure assists once...posted 10 double-doubles and one triple-double (Feb. 4 at Charlotte)...played his 500th career game vs. Dallas on Dec. 20...recorded career highs in both defensive (13) and total rebounds (16) at New York on Jan. 27...**Season Highs:** 45 points (at Houston, Dec. 29), 16 rebounds (at New York, Jan. 27), 10 assists (at Charlotte, Feb. 4), five blocks (three times), four steals (three times) and 45:38 minutes (vs. Atlanta, Jan. 18).

2009-10 SEASON:

Started all 77 games in which he appeared for Miami and averaged 26.6 points (.476 FG%, .761 FT%), 6.5 assists, 4.8 rebounds, 1.84 steals, 1.06 blocks and 36.3 minutes...missed four games from Feb. 19-27 due to a strained left calf which occurred in the first quarter at New Jersey on Feb. 17 and one game (Apr. 14) as a healthy scratch on the inactive list...shared team co-captain responsibilities with Udonis Haslem...earned All-NBA First Team honors and NBA All-Defensive Second Team

DWYANE WADE

3

honors, each for the second consecutive season...started the All-Star Game in Dallas and was named MVP after tallying a game-high 28 points (12-16 FGs), a team-high 11 assists, six rebounds and a game-high five steals in 31:20 minutes to become just the 12th player in NBA history to capture MVP honors in both the NBA Finals and All-Star Game during his career...was a two-time NBA Eastern Conference Player of the Week and one-time Eastern Conference Player of the Month...ranked among the NBA leaders in points (3rd), field goals made (4th), free throws made (4th) and attempted (4th), steals (4th), scoring average (5th), field goals attempted (5th), total assists (8th), assists per game (10th), blocks per game (29th), minutes (30th) and double-doubles (tied 44th)...joined LeBron James as the only players in the NBA in 2009-10 to finish in the Top 10 in points, assists and steals...his 82 blocks were tops among guards in the NBA...led the HEAT in points, field goals made and attempted, free throws made and attempted, assists, steals, dunks and minutes...topped both 2,000 points and 500 assists in the same season for the third time in his career...led the HEAT in scoring 62 times, in assists 57 times, in minutes 45 times and in steals on 43 occasions (all tops on the team)...also led Miami in blocks 22 times and rebounds five times...scored in double figures a team-high 76 times, including 64 games with at least 20 points, 27 games with 30-or-more points and four 40-point performances...had his franchise-record streak of scoring in double figures snapped at 148 consecutive games on Feb. 17 at New Jersey after suffering a strained left calf just seven minutes into the game and leaving with eight points...handed out double-figure assists 13 times and grabbed double-figure rebounds four times...posted 17 double-doubles...became the HEAT's all-time leader in field goals made vs. Boston on Nov. 29...became Miami's all-time assist leader at Oklahoma City on Jan. 16...became Miami's all-time leader in field goals attempted at Cleveland on Feb. 4 and in free throws attempted vs. Orlando on Dec. 17...became Miami's all-time leader in double-figure scoring efforts vs. Charlotte on Mar. 20...became the HEAT's all-time leader in starts at New York on Apr. 11 and in minutes at Philadelphia on Apr. 12...scored his 10,000th career point and topped the 15,000 minutes played mark vs. Chicago on Nov. 1...handed out a season-high 14 assists in the win over the Lakers on Mar. 4, including the 3,000th of his career...**Season Highs:** 44 points (vs. Boston, Jan. 6), 14 assists (vs. L.A. Lakers, Mar. 4), 11 rebounds (vs. Dallas, Dec. 11), six steals (vs. New Jersey, Nov. 14), five blocks (vs. Charlotte, Mar. 20) and 45:22 minutes (vs. Orlando, Mar. 18).

2008-09 SEASON:

Started all 79 games in which he appeared for the HEAT and averaged a league-leading 30.2 points (.491 FG%, .765 FT%), 7.5 assists, 5.0 rebounds, 2.19 steals, 1.34 blocks and 38.6 minutes...missed one game due to a right hip flexor strain (Mar. 18 at Boston) and was a healthy scratch on the inactive list the final two games of the season...was a team co-captain along with Udonis Haslem...earned All-NBA First Team honors and captured NBA All-Defensive Second Team honors...was a starter for the Eastern Conference in the All-Star Game...was a two-time NBA Eastern Conference Player of the Month and a three-time NBA Eastern Conference Player of the Week...finished third in the voting for Most Valuable Player and also for the Defensive Player of the Year...led the NBA in points and scoring average and ranked among the league leaders in free throws made (2nd) and attempted (2nd), steals (2nd), minutes (6th), assists (8th), blocks (16th), double-doubles (tied-28th) and field

goal percentage (31st)...became the first HEAT player to lead the NBA in points scored and scoring average...set single-season career highs in games played, starts, minutes, points, scoring average, field goals made and attempted, three-point field goals made and attempted, assists, steals and blocks...set franchise single-season records in field goals made and attempted, steals, points and scoring average...led the HEAT in minutes, points, scoring average, field goals made and attempted, free throws made and attempted, assists, steals, dunks and blocks...topped the HEAT in scoring 71 times, in assists on 60 occasions, in minutes 43 times, in steals in 40 games, in blocks 36 times and in rebounds eight times, with all except rebounds being a team high...became the first NBA player to lead his team in points at least 70 times and assists at least 60 times in the same season since Nate "Tiny" Archibald accomplished the feat for the Kansas City-Omaha Kings in 1972-73...scored in double figures in all 79 games he played...scored 20-or-more points 71 times, 30-or-more points in 39 games, 40-or-more points in an NBA-high 13 outings and hit the 50-point plateau on three occasions (tied for the NBA high in 2008-09)...scored 30-or-more points in a franchise-record four consecutive games on three occasions...matched his franchise-record with back-to-back 40-point games on Feb. 28-Mar. 2...handed out double-figure assists 18 times and grabbed double-figure rebounds twice...posted a career-high 20 double-doubles, tying for the team lead...led the NBA in scoring average in November (28.9 ppg), December (29.2 ppg), January (28.1 ppg), March (33.7 ppg) and April (33.5 ppg) and ranked second in the NBA and first in the Eastern Conference in February (30.9 ppg)...became Miami's all-time leader in points scored vs. Utah on Mar. 14...became Miami's all-time leader in steals vs. New York on Feb. 28...became the HEAT's all-time leader in free throws made vs. the L.A. Clippers on Feb. 2...his 1.34 blocks per game average led all guards in the NBA...recorded at least one steal in a career-high 21 straight games from Feb. 27-Apr. 7...hit at least one three-point field goal in a career-high 11 consecutive games (Feb.



22-Mar. 14)...became the only player in NBA history to total at least 2,000 points, 500 assists, 150 steals and 100 blocks in a season...was the only NBA player in 2008-09 to amass at least 100 steals and 100 blocks...scored a career-high 55 points vs. New York on Apr. 12 and hit a career-high six three-pointers while matching his career high in field goals made (19)...in the Feb. 28 win vs. New York he tied his own franchise records for points in a quarter (24 in the fourth quarter) and points in a half (32 in the second half)...hit a game-winning three-point field goal at the buzzer vs. Chicago on Mar. 7 after recording a steal with 3.6 seconds left in double overtime and racing down the length of the court...recorded a career-high seven steals vs. Cleveland on Mar. 2...**Season Highs:** 55 points (vs. New York, Apr. 12), 16 assists (twice), 10 rebounds (twice), seven steals (vs. Cleveland, Mar. 2), five blocks (vs. Toronto, Nov. 19) and 52:28 minutes (vs. Utah, Mar. 14).

2007-08 SEASON:

Started 49 of the 51 games in which he appeared and averaged 24.6 points (.469 FG%, .758 FT%), 6.9 assists, 4.2 rebounds, 1.71 steals and 38.3 minutes...missed 30 games due to injury and was a DNP-CD on one occasion in a game (Mar. 7) in which he dressed in uniform despite being injured...missed the first seven games of the season (Nov. 1-13) while recovering from off-season shoulder and knee surgeries...sat out one game (Jan. 4) due to a bruised right shoulder and one (Jan. 30) due to the flu...missed the final 21 games of the season (Mar. 10-Apr. 16) with left knee tendinitis and received OssaTron shock wave therapy on his left knee on Mar. 12...was a starter for the Eastern Conference in the NBA All-Star Game...led the HEAT in scoring average, points scored, field goals made, free throws made and attempted, assists, assists per game, steals per game and minutes per game and tied for the team high in steals...ranked 16th in the NBA in free throws attempted and 18th in free throws made...topped the HEAT in scoring a team-high 37 times and also led the HEAT in assists a team-high 39 times, in steals 21 times, in minutes on 17 occasions, in blocks in 15 contests and in rebounds five times...scored in double figures 50 times, including team highs in 20-point games (34), 30-point games (18) and 40-point games (3)...handed out double-figure assists a team-high eight times and grabbed double-figure rebounds once...tallied nine double-doubles, including four consecutive games from Dec. 3-9 to match his career high...set franchise individual records for points in a half (32 in the second half) and consecutive points scored (18 straight in the fourth quarter) vs. Cleveland on Jan. 21 and also tied the franchise record for field goal attempts in a half (21 in the second half)...became the first player in HEAT history to hit at least 15 field goal attempts and 15 free throw attempts in the same game when he finished with 16 of each vs. Orlando on Dec. 28...topped the 10,000-minute mark in his career at New Jersey on Nov. 17...participated in the PlayStation Skills Challenge at All-Star Weekend for the third consecutive year and finished in fourth place...**Season Highs:** 48 points (vs. Orlando, Dec. 28), 12 assists (at Detroit, Feb. 6), 10 rebounds (at Portland, Dec. 6), five steals (at Utah, Dec. 3), three blocks (twice) and 51:35 minutes (vs. Orlando, Dec. 28).

2006-07 SEASON:

Appeared in 51 games (50 starts) and averaged 27.4 points (.491 FG%, career-high .807 FT%), 7.5 assists, 4.7 rebounds, 2.10 steals, 1.22 blocks and 37.9 minutes...missed a total of 30 games due to injury and one game (Apr. 18) as a healthy scratch on the inactive list...sat out a pair of games (Dec. 13-15) after having his wisdom teeth extracted...missed four games (Dec. 29-Jan. 5) with a sprained right wrist...sat out one game (Jan. 22)

with a sprained left ankle...missed 23 games (Feb. 22-Apr. 6) after dislocating his left shoulder at Houston on Feb. 21...earned All-NBA Third Team honors...was an Eastern Conference starter at the NBA All-Star Game...was a three-time Eastern Conference Player of the Week...was named Sports Illustrated Sportsman of the Year...led the HEAT in scoring average, points, field goals made and attempted, free throws made and attempted, assists and steals...was among the NBA leaders in free throws made (13th) and attempted (16th), field goal percentage (31st) and field goals made (41st)...led the HEAT in scoring 43 times, in assists on 39 occasions, in steals 32 times, in minutes in 31 contests, in blocks 13 times and in rebounds twice...scored in double figures a team-high 49 times, including 43 games with at least 20 points, 23 games of 30-or-more points and three 40-point performances...set a franchise record for consecutive 25-point games with nine (Jan. 30-Feb. 21) and had a streak of 20 consecutive 20-point games (Jan. 7-Feb. 21), marking the second longest consecutive 20-point streak in franchise history...handed out double-figure assists a team-leading 12 times and grabbed double-figure rebounds three times...posted 15 double-doubles...set a franchise record for points in a quarter when he dropped 24 of his game-high 41 points in the fourth quarter vs. Cleveland on Feb. 1 and also set career highs in both free throws made (23) and attempted (24) in that game...his 33-point, 15-assist performance vs. Orlando on Nov. 24 marked the first time in franchise history a HEAT player had at least 30 points and 15 assists in the same game...won the PlayStation Skills Challenge at All-Star Weekend for the second consecutive year...**Season Highs:** 41 points (twice), 15 assists (vs. Orlando, Nov. 24), 11 rebounds (twice), six steals (at Utah, Jan. 13), four blocks (twice) and 48:52 minutes (at Philadelphia).

2005-06 SEASON:

Started all 75 games in which he appeared and averaged 27.2 points (.495 FG%, .783 FT%), 6.7 assists, 5.7 rebounds, 1.95 steals and 38.6 minutes...missed five games due to injury and was a healthy scratch on the inactive list for the final two games of the regular season...missed one game with a left shin contusion (Jan. 6), one game with a sprained left ankle (Jan. 27), two games with a sprained right wrist (Mar. 4-6) and one game with the flu (Apr. 11)...earned All-NBA Second Team honors...was named Eastern Conference Player of the Month for February and was a two-time Eastern Conference Player of the Week...was named a starter in the All-Star Game for the first time and finished with 20 points, four rebounds, three assists, two steals and one block in a game-high 30:39 and hit the game-winning shot...set career highs in free throws made and attempted and dunks...set franchise single-season records in free throws made and attempted...ranked among the NBA leaders in scoring average (5th), steals (6th), assists per game (tied-10th), minutes per game (tied-19th) and field goal percentage (tied-27th)...led the HEAT in minutes, field goals made and attempted, free throws made and attempted, assists, steals, points and scoring average...handed out double-figure assists 10 times and grabbed double-figure rebounds on eight occasions...recorded 16 double-doubles and two triple-doubles (Jan. 4 at New Orleans/Oklahoma City and Jan. 13 at Seattle)...became the first HEAT player to record back-to-back 40-point games (Mar. 8-10)...scored Miami's final 17 points, including the game-winning shot with 2.3 seconds remaining vs. Detroit on Feb. 12 to finish with 37 points...his 17 consecutive points to end the game are a HEAT franchise record for consecutive points to end a game and rank tied for the second longest

streak for any point in a game...led the HEAT in scoring 58 times, in assists 51 times, in minutes on 46 occasions, in steals in 44 contests, in rebounds 11 times and in blocks on 10 occasions...won the PlayStation Skills Challenge at All-Star Weekend...**Season Highs:** 44 points (at Cleveland, Apr. 1), 14 assists (at Seattle, Jan. 13), 11 rebounds (twice), six steals (at Portland, Jan. 8), four blocks (vs. L.A. Clippers, Jan. 30) and 47:02 minutes (vs. Washington, Dec. 11).

2004-05 SEASON:

Started each of his 77 games and averaged 24.1 points (.478 FG%, .762 FT%), 6.8 assists, 5.2 rebounds, 1.57 steals, 1.06 blocks and 38.6 minutes...missed four games due to injury and was a DNP-CD once (Apr. 19 for the regular season finale)...sat out a pair of games (Nov. 12-14) with a sprained left ankle which occurred vs. Dallas on Nov. 11...missed a pair of games (Jan. 12-14) with back spasms and a rib contusion...earned All-NBA Second Team honors and NBA All-Defensive Second Team honors...played in his first NBA All-Star Game as a reserve...was selected NBA Eastern Conference Player of the Month and the NBA Eastern Conference Player of the Week one time each...ranked among the NBA leaders in scoring average (9th), assists (tied-9th), minutes per game (tied-12th), steals per game (13th), field goal percentage (tied-31st) and blocks per game (36th)...ranked first in the NBA in blocks among guards...increased his scoring average by 7.9 points per game over his rookie year, the largest increase in the NBA by a player who averaged at least 10 points the previous season...joined Allen Iverson and LeBron James as the only players to rank in the top 10 in the NBA in 2004-05 in both points and assists...led the HEAT in minutes, field goals attempted, free throws made, assists, steals and scoring average...was Miami's top scorer a team-leading 43 times and also led the team in assists a team-high 55 times, in minutes 45 times, in steals 39 times, in blocks in 21 games and in rebounds four times...scored in double figures a team-high 75 times, including a team-high 56 games with at least 20 points, a team-high 16 games with at least 30 points and one 40-point effort...handed out double-figure assists a team-high 13 times, grabbed double-figure rebounds on four occasions and recorded 16 double-doubles...recorded his first triple-double with 31 points, 10 assists and 10 rebounds in Detroit on Dec. 30...hit a pair of game-winning buzzer-beaters...his shot at the buzzer on Mar. 15 gave the HEAT a 98-96 win over the Knicks in Madison Square Garden and clinched Miami's first Southeast Division championship...hit a pair of free throws with one second left vs. Utah on Nov. 19 to force overtime and then hit the game-winning shot with one-tenth of a second left in overtime to give the HEAT a two-point win over the Jazz...started for the Sophomores in the Rookie Challenge at All-Star Weekend in Denver...**Season Highs:** 48 points (at Philadelphia, Apr. 14), 12 assists (three times), 10 rebounds (four times), five steals (twice), four blocks (twice) and 49 minutes (at Philadelphia, Apr. 14).

2003-04 SEASON:

Started 56 of the 61 games in which he appeared and averaged 16.2 points (.465 FG%, .747 FT%), 4.5 assists, 4.0 rebounds, a team-leading 1.41 steals and 34.9 minutes...missed a total of 21 games due to injury...missed 13 games (Jan. 2-26) with bone contusions of his right wrist, which was initially injured in a fall at Washington on Dec. 26...sat out the Dec. 27 game at New York after injuring the wrist the night before...missed two games (Nov. 3-4) with a right hip pointer, a pair of games (Feb. 4-7) with a left mid-foot sprain and

three games (Mar. 2-6) due to a right mid-foot bone contusion...was named the NBA's Eastern Conference Player of the Week on Feb. 23, becoming the first HEAT rookie to earn league Player of the Week honors and the 21st in NBA history...was third in the Rookie of the Year balloting and a unanimous NBA All-Rookie First-Team selection...set a HEAT rookie record for scoring average...ranked 37th in the NBA in field goal percentage...was among the NBA's rookie leaders in field goal percentage (2nd), steals per game (2nd), scoring average (3rd), assists per game (4th), minutes per game (4th), blocks per game (7th) and rebounds per game (11th)...topped Miami in dunks...set a HEAT rookie single-game record with 15 field goals made vs. Atlanta on Feb. 15...scored in double figures 51 times with 19 games of at least 20 points and three 30-point games...grabbed double-figure rebounds once and had one double-double...posted his first career double-double with 27 points and a season-high 10 rebounds at Orlando on Feb. 11...led Miami in scoring 21 times, in assists 22 times, in steals on 21 occasions, in blocks 18 times, in minutes 15 times and in rebounds once...started for the Rookies in the Rookie Challenge at All-Star Weekend in Los Angeles...**Season Highs:** 33 points (vs. Golden State, Dec. 21), 10 rebounds (at Orlando, Feb. 11), eight assists (five times), six steals (vs. New Orleans, Mar. 16), two blocks (six times) and 44 minutes (twice).

NBA PLAYOFFS:

2013: Started all 22 games in which he appeared for the NBA Champion HEAT and averaged 15.9 points (.457 FG%, .750 FT%), 4.8 assists, 4.6 rebounds, 1.73 steals, 1.05 blocks and 35.6 minutes...missed one game due to injury...tied for the team lead in offensive rebounds and ranked second on the HEAT in minutes, points, scoring average, field goals made and attempted, free throws made and attempted, assists, steals and blocks...topped Miami in scoring three times and also led the club in steals eight times, assists and blocks six times each and rebounds and minutes once each...scored in double figures 20 times, including five games with at least 20 points and one 30-point effort...handed out double-figure assists twice and grabbed double-figure rebounds once...posted a pair of double-doubles...hit 10 consecutive field goal attempts from May 8-10, tying for the second longest streak by any player in the 2013 NBA Playoffs...appeared in three games in the Opening Round vs. Milwaukee and averaged 13.7 points (.368 FG%, .722 FT%), 7.0 rebounds, 6.3 assists, 3.00 steals, 1.00 blocks and 33.7 minutes...was a DNP-CD in Game 4 at Milwaukee on Apr. 28 while he nursed a sore right knee with bone bruises...led Miami in steals vs. Milwaukee and tied for the team lead in offensive rebounds...averaged 12.6 points (.509 FG%, .833 FT%), 4.8 assists, 3.4 rebounds, 1.20 steals and 32.6 minutes in the Eastern Conference Semifinals vs. Chicago...averaged 15.4 points (.436 FG%, .735 FT%), 5.1 rebounds, 4.3 assists, 1.43 steals, 1.14 blocks and 37.7 minutes in the Eastern Conference Finals vs. Indiana...led the HEAT in offensive rebounds, tied for the team lead in steals and ranked second in points, field goals made and attempted, free throws made and attempted, total rebounds, assists and minutes in the Indiana series...matched his postseason career high with six offensive rebounds in the Game 7 victory over the Pacers on June 3...averaged 19.6 points (.476 FG%, .773 FT%), 4.6 assists, 4.0 rebounds, 1.86 steals, 1.29 blocks and 36.4 minutes in the NBA Finals vs. San Antonio...ranked second on the HEAT in points, field goals made and attempted, free throws made and attempted, assists, blocks and minutes and tied for second in steals in the NBA Finals...had a pair of double-doubles in the Finals, including a 23-point, 10-rebound (his 2013 postseason high) performance in Miami's Game 7 victory over the Spurs on June 20...

DWYANE WADE

3

2012: Started all 23 games for the NBA Champion HEAT and averaged 22.8 points (.462 FG%, .729 FT%), 5.2 rebounds, 4.3 assists, 1.70 steals, 1.30 blocks and 39.4 minutes...led Miami in blocks and ranked second in points, scoring average, field goals made and attempted, free throws made and attempted, assists, steals and minutes...topped the HEAT in scoring twice and also led Miami in blocks 11 times, in steals 10 times, in assists on seven occasions, in minutes twice and in rebounds once...scored in double figures 22 times, including 17 games with at least 20 points, two games with 30-or-more points and one 40-point effort...grabbed double-figure rebounds once and posted one double-double...averaged 21.0 points (.506 FG%, .567 FT%), 4.0 assists, 3.4 rebounds, 2.80 steals, 1.20 blocks and 35.8 minutes in the Opening Round vs. New York...led Miami in steals and blocks and tied for the lead in field goals made in the Opening Round series...averaged 26.2 points (.472 FG%, .717 FT%), 5.5 rebounds, 3.3 assists, 1.33 steals, 1.33 blocks and 38.0 minutes in the Eastern Conference Semifinals vs. Indiana...had his left knee drained prior to Game 3 at Indiana on May 17 and was held to five points in the contest, snapping his streak of scoring in double figures in postseason play at a franchise-record 91 consecutive games...posted his lone double-double of the 2012 postseason with a 41-point, 10-rebound effort in the decisive Game 6 at Indiana on May 24...topped the HEAT in free throws made and attempted in the Indiana series...averaged 21.4 points (.444 FG%, .814 FT%), 5.7 rebounds, 4.9 assists, 1.43 steals, 1.43 blocks and 42.4 minutes in the Eastern Conference Finals vs. Boston...led Miami in free throw percentage, assists, steals and blocks in the Boston series...averaged 22.6 points (.435 FG%, .775 FT%), 6.0 rebounds, 5.2 assists, 1.40 steals, 1.20 blocks and 40.6 minutes in the NBA Finals vs. Oklahoma City...**2011:** Started all 21 games for the HEAT and averaged 24.5 points (.485 FG%, .777 FT%), 7.1 rebounds, 4.4 assists, 1.62 steals, 1.33 blocks and 39.4 minutes...led the HEAT in points, scoring average, field goals made, field goal percentage, free throws made and attempted and tied for the team lead in field goal attempts and dunks...topped Miami in scoring a team-high nine times, in assists eight times, in blocks on seven occasions, in steals six times, in rebounds in five games and in minutes twice...scored in double figures in all 21 games, including 15 games with at least 20 points and five 30-point performances...grabbed double-figure rebounds five times and posted five double-doubles...averaged 22.2 points (.438 FG%, .838 FT%), 8.4 rebounds, 5.2 assists, 2.00 blocks, 1.20 steals and 38.0 minutes in the Opening Round vs. Philadelphia...led Miami in field goals made and attempted, free throw percentage, offensive rebounds and blocks vs. the 76ers...averaged 30.2 points (.526 FG%, .776 FT%), 6.8 rebounds, 4.8 assists, 2.00 steals and 41.0 minutes in the Eastern Conference Semifinals vs. Boston...topped the HEAT in points, field goals made, field goal percentage, free throws made and attempted, assists and steals vs. the Celtics...averaged 18.8 points (.405 FG%, .829 FT%), 6.4 rebounds, 2.2 assists, 1.60 steals, 1.20 blocks and 39.6 minutes in the Eastern Conference Finals vs. Chicago...averaged a series-high 26.5 points (.546 FG%, .694 FT%), 7.0 rebounds, 5.2 assists, 1.50 steals, 1.50 blocks and 39.0 minutes in the NBA Finals vs. Dallas...topped Miami in points, field goals made and attempted, field goal percentage, free throws attempted and tied for the team high in offensive rebounds vs. the Mavs...**2010:** Started all five games in Miami's Opening Round series vs. Boston and averaged 33.2 points (.564 FG%, .675 FT%), 6.8 assists, 5.6 rebounds, 1.60 steals, 1.60 blocks and 42.0 minutes...led the HEAT in minutes, field goals made and attempted, field goal percentage, three-point field goals made and attempted, free throws made and attempted, assists and points and tied for the lead in

steals...topped the HEAT in scoring, assists and minutes in all five games and also led Miami in blocks on three occasions and in steals twice...topped the 20-point plateau in all five games, including three with 30-or-more points and one 40-point effort...scored at least 26 points in each game of the series and his 33.2 ppg scoring average is the highest in franchise history in a five-game series and the second highest in any series...set HEAT postseason records in points scored (46), points in a second half (30) and field goals made (16) in the Game 4 win on Apr. 25...**2009:** Started all seven games for the HEAT in their Opening Round series vs. Atlanta and averaged 29.1 points (.439 FG%, .862 FT%), 5.3 assists, 5.0 rebounds, 1.57 blocks and 40.7 minutes...set HEAT postseason records for scoring average, points scored, field goals made and attempted and free throws made in a seven-game series...led the HEAT in points, minutes, field goals made and attempted, three-point field goals made and attempted, free throws made and attempted, assists and blocks...topped the HEAT in scoring in all seven games and also led Miami in minutes and assists five times each, in blocks on three occasions and in steals once...scored in double figures in all seven games, including six games with at least 20 points, three games with 30-or-more points and one 40-point performance...recorded a postseason career high in three-point field goals made (6) in the Game 2 win at Atlanta on Apr. 22, joining teammate Daequan Cook as the only pair of teammates to each hit at least six treys in the same NBA playoff game...**2007:** Started all four games for the HEAT vs. Chicago and averaged 23.5 points (.429 FG%, .688 FT%), 6.3 assists, 4.8 rebounds, 1.25 steals and 40.5 minutes...led the HEAT in points, field goals made and attempted, free throws made and attempted, assists and minutes...had at least 20 points in each of the four contests...in addition to leading the HEAT in scoring all four contests, he also topped the club in minutes and assists in all four games and in steals and blocks once each...handed out double-figure assists once and recorded one double-double...**2006:** Started all 23 games for the NBA Champion HEAT and averaged 28.4 points (.497 FG%, .808 FT%), 5.9 rebounds, 5.7 assists, 2.22 steals, 1.13 blocks and 41.7 minutes...was named the NBA Finals MVP, becoming the fifth youngest player in NBA history to receive the honor...led Miami in minutes, points, field goals made and attempted, free throws made and attempted, assists and steals...ranked among the NBA postseason leaders in steals (2nd), scoring average (4th), assists per game (9th), minutes per game (11th), blocks per game (17th), steals-to-turnover ratio (17th), field goal percentage (tied-17th), free throw percentage (tied-34th) and rebounds (36th)...led the HEAT in scoring average in all four series...topped the HEAT in scoring and assists a team-high 18 times each, in minutes on 16 occasions, in steals 15 times, in blocks in 10 contests and in rebounds twice...scored in double figures in all 23 games...scored at least 20 points in 22 of the 23 contests, including 11 games with at least 30 points and a pair of 40-point performances...handed out double-figure assists four times and grabbed double-figure rebounds twice...recorded six double-doubles...averaged 24.7 points (.440 FG%, .896 FT%), 7.2 assists, 4.5 rebounds, 2.00 steals and 41.0 minutes in Miami's Opening Round series vs. Chicago...his 89.6 percent accuracy from the free throw line in the Opening Round series vs. the Bulls is his highest in a postseason series...averaged 27.6 points (.489 FG%, .792 FT%), 6.5 assists, 6.0 rebounds, 2.40 steals and 42.0 minutes in the Eastern Conference Semifinals vs. New Jersey...averaged 26.7 points (.617 FG%, .808 FT%), 5.5 assists, 5.2 rebounds, 1.83 steals and 40.5 minutes in the Eastern Conference

Management

Players

12/13 Review

Records

Playoffs

History

All-Time Roster

NBA/IBADL

Opponents

Media

DWYANE WADE

3

Finals vs. Detroit...his 61.7 percent field goal accuracy in the Conference Finals vs. Detroit marks his highest field goal percentage in a postseason series...became Miami's all-time postseason scoring leader in Game 2 at Detroit on May 25...averaged 34.7 points (.468 FG%, .773 FT%), 7.8 rebounds, 3.8 assists, 2.67 steals and 43.5 minutes in the six-game NBA Finals series vs. Dallas...led the HEAT in scoring in all six Finals games, scoring at least 35 points in each of the last four games (all HEAT wins)...his 34.7 scoring average vs. the Mavericks marks the highest single-series scoring average in HEAT postseason history...scored 43 points and recorded postseason career highs and franchise postseason records in free throws made (21) and attempted (25) in Game 5 vs. Dallas on June 18 and matched his postseason high in field goal attempts with 28...his 21 free throws made in Game 5 set an NBA Finals record...scored the final 11 points in regulation in Game 5 and his eight-foot bank shot with 2.8 seconds remaining forced overtime and then he won the game by hitting a pair of free throws with 1.9 seconds left in overtime to give the HEAT a one-point win...had 36 points, 10 rebounds, five assists, four steals and three blocks in the decisive Game 6 victory on June 20, the double-double was his second of the Finals...recorded postseason career highs in both defensive rebounds (11) and total rebounds (13) in Game 3 on June 13 and also stole a Dirk Nowitzki inbound pass with three-tenths of a second remaining to secure the HEAT's two-point victory, Miami's first-ever NBA Finals win...his 16 steals in the Finals vs. the Mavs tied the NBA Finals record for steals in a six-game series held by Julius Erving (1977), Magic Johnson (1980) and Larry Bird (1986)...**2005:** Started each of the 14 games in which he played and averaged 27.4 points (.484 FG%, .799 FT%), 6.6 assists, 5.7 rebounds, 1.57 steals, 1.14 blocks and 40.8 minutes...missed one game (June 4 vs. Detroit) due to injury with a strained right rib muscle which occurred in the third quarter of Game 5 (June 2)...led the HEAT in scoring average, points, field goals made and attempted, free throws made and attempted, assists and steals...scored in double figures in all 14 games including, 11 games with at least 20 points, seven 30-point games and a pair of 40-point games...ranked among the NBA postseason leaders in scoring average (4th), assist average (5th), minutes per game (10th), steals per game (13th), field goal percentage (22nd), blocks per game (23rd) and free throw percentage (27th)...topped the HEAT in scoring and minutes nine times each, in assists on 10 occasions, in blocks and steals six times apiece and in rebounds once...in the Opening Round sweep of New Jersey he averaged 26.3 points (.500 FG%, .833 FT%), 8.8 assists, 6.3 rebounds, 1.75 steals, 1.00 blocks and 42.5 minutes...in the Eastern Conference Semifinal sweep of Washington he averaged 31.0 points (.537 FG%, .750 FT%), 8.0 assists, 7.0 rebounds, 1.50 blocks, 1.25 steals and 41.3 minutes...set a franchise postseason record for points in a quarter (22 in the 3rd) in Game 3 at Washington on May 14...handed out a HEAT postseason record 15 assists in Game 2 vs. Washington on May 10...in his six games vs. Detroit in the Eastern Conference Finals he averaged 25.8 points (.440 FG%, .818 FT%), 4.5 rebounds, 4.3 assists, 1.67 steals, 1.00 blocks and 39.3 minutes...scored a game-high 40 points and established Miami postseason records for field goals attempted (28) and points in a fourth quarter (20) in Game 2 vs. Detroit on May 25...**2004:** Started all 13 games for Miami and averaged 18.0 points (.455 FG%, .787 FT%), 5.6 assists, 4.0 rebounds, 1.31 blocks and 39.2 minutes...topped the HEAT in points, scoring average, field goal percentage, field goals made and attempted, free throws made and attempted and assists...led the HEAT in scoring seven

times, including five of the six Eastern Conference Semifinal games vs. Indiana, in assists 12 times, in minutes and steals three times each and blocks once...scored in double figures 12 times, including seven 20-point games...handed out double-figure assists twice and recorded a pair of double-doubles...became the only rookie in HEAT history to lead the team in scoring average in the postseason...became just the fourth rookie since the shot clock era began in 1954-55 to lead his team in scoring average and assist average in the playoffs joining Stephon Marbury (1997), Michael Jordan (1985) and Billy Ray Bates (1980)...averaged 15.4 points (.424 FG%, .778 FT%), a team-high 5.6 assists, 4.0 rebounds, 1.29 steals and 38.1 minutes in the Opening Round series vs. New Orleans and a team-high 21.0 points (team-high .489 FG%, .792 FT%), a team-high 5.7 assists, 4.0 rebounds, 1.33 steals and a team-high 40.5 minutes in the Eastern Conference Semifinals vs. Indiana...his team-high 27-point effort at New Orleans on May 2 in Game 6 of the Opening Round series set a HEAT rookie single-game scoring record and was the top single-game scoring performance by a HEAT player in the 2004 playoffs...hit a game-winning 10-foot running jumper with 1.3 seconds left in Game 1 vs. New Orleans snapping a 79-79 tie and nailed a three-pointer in Game 5 of the same series that snapped a 80-80 tie with 54.4 seconds left and put Miami ahead to stay...scored 21 points in his postseason debut vs. New Orleans on Apr. 18, marking the highest scoring debut by a HEAT rookie in the playoffs.

OLYMPICS:

2008: Was a member of the USA Basketball Senior National Team that captured the gold medal at the 2008 Summer Olympic Games in Beijing, China...came off the bench in all eight games and averaged 16.0 points (.671 FG%, .634 FT%), 4.0 rebounds, 2.25 steals, 1.9 assists and 18.8 minutes...despite ranking sixth on the team in minutes he led the USA in points, scoring average and free throws made and attempted...ranked second on the team in three-point field goal percentage, tied for second in offensive rebounds and blocks and third in field goal percentage and field goals made and attempted...led the team in scoring three times, including a game-high 27



points in the gold-medal winning game vs. Spain...**2004:** Was a member of the bronze-medal winning USA Basketball Senior National Team that competed in Athens, Greece...appeared in all eight games and averaged 7.3 points (.382 FG%, .696 FT%), 2.4 assists, a team-high 2.13 steals, 1.9 rebounds and 17.5 minutes...led the squad in steals and ranked third in assists...had nine points and a game-high six assists in the USA's bronze-medal winning victory over Lithuania on Aug. 28.

HONORS:

2012-13: Earned Third Team All-NBA honors...started the All-Star Game in Houston for the Eastern Conference All-Stars...was selected the NBA Eastern Conference Player of the Week for the week ending Mar. 10...received the NBA's season long Community Assist Award...**2011-12:** Earned All-NBA Third Team honors...started the All-Star Game in Orlando for the Eastern Conference...**2010-11:** Earned All-NBA Second Team honors...was a three-time NBA Eastern Conference Player of the Week (weeks ending Dec. 12, Jan. 2, Mar. 13) and shared Eastern Conference Player of the Month honors in January with teammate LeBron James...started the All-Star Game in Los Angeles for the Eastern Conference...received the NBA Cares Community Assist Award for the 2009-10 offseason in October 2010...**2009-10:** Earned All-NBA First Team honors and captured NBA All-Defensive Second Team honors...started the NBA All-Star Game in Dallas for the Eastern Conference and was named the game's MVP...was named the NBA Eastern Conference Player of the Month for March...was a two-time NBA Eastern Conference Player of the Week (weeks ending Mar. 7, Mar. 28)...**2008-09:** Earned All-NBA First Team honors and received NBA All-Defensive Second Team honors...was a two-time NBA Eastern Conference Player of the Month (December and February) and a three-time NBA Eastern Conference Player of the Week (weeks ending Nov. 23, Dec. 7, Mar. 8)...was a starter for the Eastern Conference for the NBA All-Star Game in Phoenix...led the NBA in scoring...**2007-08:** Was named to the 2008 USA Basketball Senior National Team that won the gold medal in the 2008 Olympic Games in Beijing, China...was a starter for the Eastern Conference for the NBA All-Star Game in New Orleans...participated in the PlayStation Skills Challenge at All-Star Weekend...received the NBA's Community Assist Award for August of 2007...**2006-07:** Earned All-NBA Third Team honors...was a starter for the Eastern Conference for the NBA All-Star Game in Las Vegas...won the PlayStation Skills Challenge at All-Star Weekend for the second consecutive year...was a three-time NBA Eastern Conference Player of the Week (weeks ending Jan. 14, Feb. 4, Feb. 11)...was named the 2006 Sports Illustrated Sportsman of the Year, marking just the fifth time an NBA player was selected to receive the award joining Bill Russell (1968), Kareem Abdul-Jabbar (1985), Michael Jordan (1991) and Tim Duncan & David Robinson (2003)...**2005-06:** Was named MVP of the 2006 NBA Finals...received All-NBA Second Team honors...was a starter for the Eastern Conference for the NBA All-Star Game in Houston...won the PlayStation Skills Challenge at All-Star Weekend...was the NBA Eastern Conference Player of the Month for February...was named NBA Eastern Conference Player of the Week twice (weeks ending Dec. 4, Jan. 1)...**2004-05:** Was named All-NBA Second Team and NBA All-Defensive Second Team...was selected as an Eastern Conference reserve for the NBA All-Star Game in Denver...started for the Sophomores in the Rookie Challenge at All-Star Weekend...was named the NBA Eastern Conference Player of the Month for December...was selected the NBA Eastern Conference Player of the Week for the week ending Nov. 8...**2003-04:** Was named to the 2004 USA Basketball Senior National Team that won the bronze

medal in the 2004 Olympic Games in Athens, Greece...was a recipient of the NBA's Community Assist Award for August of 2004 with his USA Basketball Olympic teammates...was a unanimous NBA All-Rookie First Team selection, Miami's first unanimous selection...was the NBA Eastern Conference Player of the Week on Feb. 23, becoming the first HEAT rookie to earn league Player of the Week honors...started for the first-year players in the Rookie Challenge at All-Star Weekend.

COLLEGE:

Played two seasons at Marquette before becoming an early entry candidate after his junior year...started all 65 games in which he appeared and averaged 19.7 points (.494 FG%, .745 FT%), 6.5 rebounds, 3.9 assists and 2.31 steals...had his number (3) retired by Marquette on Feb. 3, 2007 and was enshrined into the Marquette M Club Hall of Fame in August 2009 as an individual and also as part of the 2002-03 men's basketball team which was also enshrined...became the first Marquette player since 1978 to be named a First Team All-American by the Associated Press...earned a spot on the Wooden Award All-America team and was one of five finalists for the Wooden Award after helping lead the Golden Eagles to the 2003 Final Four...was named the Conference USA Player of the Year, Defensive Player of the Year and First Team All Conference USA during the 2002-03 season...as a junior in 2002-03, he led Conference USA (22nd nationally) in scoring and set a Marquette single-season scoring record (710 points)...was named the Most Outstanding Player of the 2003 Midwest Regional Final...in the 83-69 victory vs. Kentucky, which vaulted Marquette into the Final Four and ended UK's 26-game winning streak, he amassed just the ninth triple-double in NCAA Tournament history with 29 points, 11 rebounds and 11 assists...as a sophomore during the 2001-02 campaign, he earned Honorable Mention All-America honors from the Associated Press and First Team All Conference USA honors...led the Golden Eagles in scoring (8th in C-USA), rebounding and steals (1st in C-USA)...sat out the 2000-01 season as an NCAA partial qualifier.

PERSONAL:

Full name is Dwyane Tyrone Wade, Jr...nickname is "D. Wade"...has a pair of sons, Zaire and Zion...has an official website (www.dwyanewade.com)...was a broadcasting major at Marquette...says his dream is to "leave the world a better place than I found it"...to that mission the Wade's World Foundation has a goal of providing support to various education, health and family service programs, in particular those that benefit underserved communities...received a Humanitarian Award at the 2013 BET Awards for his commitment to excellence and dedication to community and worldly charitable causes...shared *USA Weekend* magazine's 15th Annual Most Caring Athlete Award in October 2007 with Steve Nash...teamed up with Alonzo Mourning to co-host The Summer Groove for three years (2008-10) and to form the Athletes Relief Fund for Haiti in January 2010 to assist the victims of the earthquakes in Haiti...also hosts an annual charity event, Wade's World Weekend, in his hometown of Chicago...in August 2007 he hosted "A Week of Wade's World in South Florida", a week-long series of events that touched hundreds of South Florida kids...the week-long event included a basketball camp, fulfilling the dreams of Make-A-Wish children, a reading event and a school supplies shopping spree for local children...has partnered with the Make-A-Wish Foundation on several occasions to brighten the lives of deserving children...provides tickets to each home game to various kid-focused organizations in the

DWYANE WADE

3

community...hosts his annual "3 Under the Tree" holiday program which includes a Christmas party for over 300 youth in the Dade and Broward area...hosts a three-day free camp for over 600 kids in his hometown of Robbins, IL...also hosts an annual youth camp (The D. Wade All-Star Basketball Camp) each summer in South Florida and the past three years has hosted The Dwyane Wade Fantasy Camp for adults who are at least 35 years old...his memoirs "A Father First: How My Life Became Bigger Than Basketball" earned a spot on the *New York Times* Bestseller List...received the Father of the Year Award in June 2007 from the Father's Day Committee and also received the National Fatherhood Award in February 2012 from the National Fatherhood Initiative...in 2007-08 served as the national spokesperson for the Cartoon Network's *Rescuing Recess* program to protect and

revitalize recess in schools across the country...was named to *People* magazine's 50 Most Beautiful People list (2005)...was named to *The Sporting News* NBA Good Guys list in July 2004...has been named to the Best Dressed lists by *Esquire*, *Forbes*, *Sports Illustrated* and *GQ* at various times during his career...in September 2012, he hosted his inaugural A Night on the RunWade fashion fundraiser in Miami to benefit his foundation...received the ESPY Awards for Best Breakthrough Athlete (2005) and Best NBA Player (2006)...has endorsement deals with Li-Ning, Gatorade, Pepperidge Farm, Hublot, The Collection, Mission Care Athlete Care, Stance, Driven Apps and The Tie Bar...partnered with Staples in the summers of 2007 and 2008 to launch the Staples Dream Park Challenge with D. Wade, a park improvement initiative in South Florida...also enjoys football and lists the Chicago Bears and the University of Miami as his favorite teams...enjoys buying and collecting shoes...wears size 15 sneakers.

REGULAR SEASON CAREER HIGHS:

MIN:..... 52:28, vs. Utah (3-14-09)
FGM:..... 19, three times (last: vs. Sacramento, 2-26-13)
FGA:..... 39, vs. Utah (3-14-09)
3-PT FGM:..... 6, vs. New York (4-12-09)
3-PT FGA:..... 12, vs. New York (4-12-09)
FTM:..... 23, vs. Cleveland (2-1-07)
FTA:..... 24, two times (last: at Sacramento, 1-9-09)
OR:..... 6, three times (last: vs. Charlotte, 2-4-13)
DR:..... 13, at New York (1-27-11)
TOT:..... 16, at New York (1-27-11)
AST:..... 16, two times (last: vs. Phoenix, 3-4-09)
STL:..... 7, vs. Cleveland (3-2-09)
TO:..... 12, vs. Cleveland (2-1-07)
BLK:..... 5, five times (last: vs. Philadelphia, 3-25-11)
PTS:..... 55, vs. New York (4-12-09)

POSTSEASON CAREER HIGHS:

MIN:..... 50:48, at Boston (6-3-12)
FGM:..... 17, at Indiana (5-24-12)
FGA:..... 28, two times (last: vs. Dallas, 6-18-06)
3-PT FGM:..... 6, at Atlanta (4-22-09)
3-PT FGA:..... 11, vs. Boston (4-23-10)
FTM:..... 21, vs. Dallas (6-18-06)
FTA:..... 25, vs. Dallas (6-18-06)
OR:..... 6, three times (last: vs. Indiana, 6-3-13)
DR:..... 11, vs. Dallas (6-13-06)
TOT:..... 13, vs. Dallas (6-13-06)
AST:..... 15, vs. Washington (5-10-05)
STL:..... 6, at San Antonio (6-13-13)
TO:..... 9, three times (last: at Chicago, 5-26-11)
BLK:..... 5, at Philadelphia (4-24-11)
PTS:..... 46, vs. Boston (4-25-10)

NBA REGULAR SEASON

Year Team	G-GS	MIN	FGM-FGA	PCT	3FG-3FGA	PCT	FT-FTA	PCT	OFF-DEF-TOT	AST	PF-DQ	STL	TO	BS	PTS	AVG
03-04 Miami	61-56	2126	371-798	.465	16-53	.302	233-312	.747	85-162-247	275	140-0	86	196	34	991	16.2
04-05 Miami	77-77	2974	630-1318	.478	13-45	.289	581-762	.762	110-287-397	520	230-4	121	321	82	1854	24.1
05-06 Miami	75-75	2892	699-1413	.495	13-76	.171	629-803	.783	107-323-430	503	217-0	146	268	58	2040	27.2
06-07 Miami	51-50	1931	472-962	.491	21-79	.266	432-535	.807	51-188-239	384	117-0	87	216	62	1397	27.4
07-08 Miami	51-49	1954	439-937	.469	22-77	.286	354-467	.758	45-169-214	354	137-0	107	224	37	1254	24.6
08-09 Miami	79-79	3048	854-1739	.491	88-278	.317	590-771	.765	89-309-398	589	178-1	173	272	106	2386	30.2
09-10 Miami	77-77	2792	719-1511	.476	73-243	.300	534-702	.761	107-266-373	501	181-0	142	252	82	2045	26.6
10-11 Miami	76-76	2823	692-1384	.500	63-206	.306	494-652	.758	123-362-485	346	197-0	111	237	87	1941	25.5
11-12 Miami	49-49	1625	416-837	.497	15-56	.268	235-297	.791	73-164-237	225	110-1	82	129	63	1082	22.1
12-13 Miami	69-69	2391	569-1093	.521	17-66	.258	308-425	.725	86-258-344	352	140-1	128	194	56	1463	21.2
TOTALS	665-657	24556	5861-11992	.489	341-1179	.289	4390-5726	.767	876-2488-3364	4049	1647-7	1183	2309	667	16453	24.7

NBA PLAYOFFS

Year Team	G-GS	MIN	FGM-FGA	PCT	3FG-3FGA	PCT	FT-FTA	PCT	OFF-DEF-TOT	AST	PF-DQ	STL	TO	BS	PTS	AVG
03-04 Miami	13-13	510	86-189	.455	3-8	.375	59-75	.787	16-36-52	73	45-0	17	54	4	234	18.0
04-05 Miami	14-14	571	136-281	.484	1-10	.100	111-139	.799	23-57-80	93	43-0	22	62	16	384	27.4
05-06 Miami	23-23	959	219-441	.497	14-37	.378	202-250	.808	28-107-135	132	71-1	51	90	26	654	28.4
06-07 Miami	4-4	162	36-84	.429	0-5	.000	22-32	.688	7-12-19	25	13-0	5	23	2	94	23.5
08-09 Miami	7-7	285	68-155	.439	18-50	.360	50-58	.862	4-31-35	37	20-0	6	25	11	204	29.1
09-10 Miami	5-5	210	62-110	.564	15-37	.405	27-40	.675	6-22-28	34	16-0	8	26	8	166	33.2
10-11 Miami	21-21	828	181-373	.485	14-52	.269	139-179	.777	43-107-150	92	53-0	34	64	28	515	24.5
11-12 Miami	23-23	907	197-426	.462	10-34	.294	121-166	.729	32-88-120	100	65-0	39	68	30	525	22.8
12-13 Miami	22-22	782	144-315	.457	1-4	.250	60-80	.750	38-64-102	105	45-1	38	58	23	349	15.9
TOTALS	132-132	5214	1129-2374	.476	76-237	.321	791-1019	.776	197-524-721	691	371-2	220	470	148	3125	23.7

NBA ALL-STAR GAME

Year Team	G-GS	MIN	FGM-FGA	PCT	3FG-3FGA	PCT	FT-FTA	PCT	OFF-DEF-TOT	AST	PF-DQ	STL	TO	BS	PTS	AVG
04-05 Miami	1-0	23	6-13	.462	0-1	.000	2-2	1.000	2-1-3	1	2-0	2	1	1	14	14.0
05-06 Miami	1-1	31	9-11	.818	0-0	.000	2-2	1.000	3-1-4	3	1-0	2	3	1	20	20.0
06-07 Miami	1-1	24	5-12	.417	0-0	.000	0-0	.000	0-0-0	3	2-0	6	5	0	10	10.0
07-08 Miami	1-1	22	7-12	.583	0-1	.000	0-2	.000	1-3-4	3	1-0	0	2	1	14	14.0
08-09 Miami	1-1	27	6-13	.462	2-6	.333	4-7	.571	2-0-2	5	2-0	3	0	0	18	18.0
09-10 Miami	1-1	31	12-16	.750	0-1	.000	4-6	.667	3-3-6	11	4-0	5	3	0	28	28.0
10-11 Miami	1-1	20	6-9	.667	0-1	.000	2-2	1.000	1-3-4	2	2-0	1	4	0	14	14.0
11-12 Miami	1-1	33	11-15	.733	0-1	.000	2-2	1.000	3-7-10	10	4-0	2	4	0	24	24.0
12-13 Miami	1-1	29	10-13	.769	1-2	.500	0-0	.000	1-2-3	7	2-0	2	4	2	21	21.0
TOTALS	9-8	240	72-114	.632	3-13	.231	16-23	.696	16-20-36	45	20-0	23	26	5	163	18.1

CAREER TRANSACTIONS:

Was not drafted by the NBA out of college in the 2012 NBA Draft...signed with Tezenis Verona of the Italian Legadue Gold for the 2012-13 season....signed by the HEAT as a free agent on Sept. 30, 2013.

2012-13 SEASON:

Appeared in 32 games for Tezenis Verona of the Italian Legadue Gold and averaged 16.2 points (.462 FG%), 3.7 rebounds, 1.91 steals, 1.0 assists and 30.5 minutes while shooting 31.1 percent from three-point range...scored a season-high 30 points vs. Pallacanestro Trento on Mar. 29.

COLLEGE:

Played two seasons at the University of South Dakota after transferring from Iowa Western Community College...appeared in 58 career games at USD and averaged 17.4 points (.472 FG%, .726 FT%), 4.4 rebounds, 1.7 assists, 1.41 steals and 30.4 minutes while shooting 34.5 percent from three-point range...as a senior at USD, appeared in 28 games and averaged 18.7 points (.464 FG%, .766 FT%), 4.0 rebounds, 2.2 assists, 1.71 steals and 32.4 minutes while shooting 38.9 percent from three-point range...named to the All-Summit Second Team...led the Coyotes in scoring average...posted ten 20-point games and recorded three 30-point performances...as a junior at USD, appeared in 30 games and averaged 16.2 points (.479 FG%), 4.7 rebounds, 1.2 assists, 1.13 steals and 28.5 minutes...named to the All-Great West Conference First Team...earned All-Newcomer Team honors...led team in scoring 12 times...scored at least 20 points on 10 occasions...as a sophomore at IWCC, appeared in 25 games and averaged 11.3 points (.515 FG%), 4.8 rebounds, 1.80 steals and 1.6 assists...helped team finish 22-8 on the season...as a freshman at IWCC, appeared in 29 games and averaged 12.8 points (.493 FG%), 4.7 rebounds, 1.41 steals and 1.4 assists...finished third on the team in scoring average and third in total rebounds (135).

PERSONAL:

Full name is Charlie Willie Westbrook...nickname is "Wooky"...has his own website (Charlie1Westbrook.com)...is the son of Jessie and Trinette Griffin...has one brother (James Phipps) and four sisters (Precious Phipps, Rickyda Phipps, Adrionna Griffin and Adrianna Griffin)...graduated with a degree in sociology...says his most prized possession is his family...he credits is mom for teaching him how to play and to never look down on anyone unless you are picking them up and to always stay humble...initially declared as an early entry candidate for the 2011 NBA Draft before deciding to withdraw and return for his senior season at USD...participated in the 2012 Portsmouth Invitational Tournament after his senior season...when he's not playing basketball he likes to play NBA 2K and watch basketball film...when his playing career is over he would like to be an NBA player agent...says something most people don't know about him is that he hates texting...wears size 13 sneakers.

CHARLIE WESTBROOK 12

GUARD



Height:

6'4"

Weight:

196

Years Pro:

R

Birthdate:

8/21/89

(Milwaukee, WI)

High School:

Riverside University
(Milwaukee, WI)

College:

South Dakota



Management

Players

12/13 Review

Records

Playoffs

History

All-Time
Roster

NBA/NBADL

Opponents

Media

2013-14 MIAMI HEAT ROSTER



NO	PLAYER	POS	HT	WT	DOB	LAST SCHOOL/HOME COUNTRY	YEARS
34	Ray Allen	G	6-5	205	7/20/75	Connecticut/USA	17
11	Chris Andersen	F/C	6-10	245	7/7/78	Blinn College/USA	11
50	Joel Anthony	C	6-9	245	8/9/82	UNLV/Canada	6
31	Shane Battier	F	6-8	220	9/9/78	Duke/USA	12
8	Michael Beasley	F	6-9½	235	1/9/89	Kansas State/USA	5
1	Chris Bosh	F	6-11	235	3/24/84	Georgia Tech/USA	10
15	Mario Chalmers	G	6-2	190	5/19/86	Kansas/USA	5
30	Norris Cole	G	6-2	175	10/13/88	Cleveland State/USA	2
0	Larry Drew II	G	6-2	175	3/5/90	UCLA/USA	R
17	Eric Griffin	F	6-8	205	5/26/90	Campbell/USA	R
7	Justin Hamilton	C	7-0	255	4/1/90	LSU/USA	R
40	Udonis Haslem	F	6-8	235	6/9/80	Florida/USA	10
6	LeBron James	F	6-8	250	12/30/84	St. Vincent-St. Mary HS/USA	10
22	James Jones	F	6-8	215	10/4/80	Miami/USA	10
9	Rashard Lewis	F	6-10	235	8/8/79	Alief Elsik HS/USA	15
21	Roger Mason Jr.	G	6-5	205	9/10/80	Virginia/USA	10
20	Greg Oden	C	7-0	273	1/22/88	Ohio State/USA	2
24	Jarvis Varnado	F	6-10	225	3/1/88	Mississippi State/USA	1
3	Dwyane Wade	G	6-4	220	1/17/82	Marquette/USA	10
12	Charlie Westbrook	G	6-4	196	8/21/89	South Dakota/USA	R

HEAD COACH:
Erik Spoelstra
(Portland)

ASSISTANT COACHES:
Bob McAdoo (North Carolina)
Ron Rothstein (Rhode Island)
David Fizdale (San Diego)

**ASSISTANT COACHES/
PLAYER DEVELOPMENT:**
Dan Craig (Plymouth State)
Juwan Howard (Michigan)

ATHLETIC TRAINER:
Jay Sabol (Florida International)

**ASSISTANT COACH/
STRENGTH & CONDITIONING:**
Bill Foran (Central Michigan)

NUMERICAL ROSTER

0 Larry Drew II
1 Chris Bosh
3 Dwyane Wade
6 LeBron James
7 Justin Hamilton
8 Michael Beasley
9 Rashard Lewis

11 Chris Andersen
12 Charlie Westbrook
15 Mario Chalmers
17 Eric Griffin
20 Greg Oden
21 Roger Mason Jr.
22 James Jones

24 Jarvis Varnado
30 Norris Cole
31 Shane Battier
34 Ray Allen
40 Udonis Haslem
50 Joel Anthony



12/13 REVIEW



2012-13 SEASON

RECORD: 66-16 (NBA Champions/Eastern Conference Champions/Southeast Division Champions)

HOME: 37-4

ROAD: 29-12

OVERTIME: 5-1



Front Row (L-R): Norris Cole, Dwyane Wade, Assistant Coach/Video Coordinator Dan Craig, Assistant Coach Ron Rothstein, Assistant Coach Bob McAdoo, Head Coach Erik Spoelstra, Assistant Coach Keith Askins, Assistant Coach David Fizdale, Assistant Coach Chad Kammerer, Mario Chalmers, Ray Allen.

Back Row (L-R): Assistant Athletic Trainer/Director of Rehabilitation Rey Jaffet, Equipment Manager Rob Pimental, Head Athletic Trainer Jay Sabol, Shane Battier, Mike Miller, LeBron James, Jarvis Varnado, Chris Andersen, Chris Bosh, Joel Anthony, Rashard Lewis, Juwan Howard, Udonis Haslem, James Jones, Assistant Coach/Strength & Conditioning Bill Foran, Neuromuscular Therapist Vinny Aquilino, Assistant Athletic Trainer Mike Mancias.

Head Coach: Erik Spoelstra

Assistant Coaches: Bob McAdoo, Keith Askins, Ron Rothstein, David Fizdale, Chad Kammerer, Bill Foran, Dan Craig

Team Captains: Udonis Haslem, Dwyane Wade

CONFERENCE RECORDS

	Overall	Home	Road	Overtime
Eastern:	41-11	23-3	18-8	3-1
Western:	25-5	14-1	11-4	2-0

DIVISION RECORDS

	Overall	Home	Road	Overtime
Atlantic:	14-4	7-2	7-2	1-1
Central:	12-6	8-1	4-5	1-0
Southeast:	15-1	8-0	7-1	1-0
Southwest:	9-1	5-0	4-1	1-0
Northwest:	8-2	5-0	3-2	0-0
Pacific:	8-2	4-1	4-1	1-0

RECORDS BY MONTH

	Overall	Home	Road	Overtime
October:	1-0	1-0	0-0	0-0
November:	10-3	6-0	4-3	1-0
December:	10-5	7-2	3-3	1-0
January:	8-5	4-1	4-4	2-1
February:	12-1	7-0	5-1	1-0
March:	17-1	7-0	10-1	0-0
April:	8-1	5-1	3-0	0-0

Playoff Results: Defeated Milwaukee in the First Round (4-0); Defeated Chicago in the Eastern Conference Semifinals (4-1); Defeated Indiana in the Eastern Conference Finals (4-3); Defeated San Antonio in the NBA Finals (4-3)

NBA Honors: Shane Battier, Magic Johnson Award; Chris Bosh, All-Star Game, Shooting Stars Champion (All-Star Weekend); LeBron James, NBA Finals MVP, NBA Regular Season MVP, All-NBA First Team, All-Defensive First Team, All-Star Game, Eastern Conference Player of the Month (October/November; December; January; February; March), Eastern Conference Player of the Week (weeks ending Nov. 11, 2012; Nov. 18, 2012; Dec. 23, 2012; Feb. 10, 2013; Feb. 24, 2013); Erik Spoelstra, Eastern Conference All-Star Head Coach, Eastern Conference Coach of the Month (February; March); Dwyane Wade, All-NBA Third Team, All-Star Game, Eastern Conference Player of the Week (week ending: Mar. 10, 2013)

Home Attendance: 819,290 (19,983 average/19,600 capacity); 41 sellouts

2012-13 GAME BY GAME

	DATE	OPPONENTS	SCORE	W/L	REC	STRK	ATTEND	HEAT HIGH SCORER	OPP. HIGH SCORER
1.	10/30	BOSTON	120-107	W	1-0	+1	20,296	Wade.....29	Pierce.....23
2.	11/2	@ New York	104-84	L	1-1	-1	19,033	James.....23	Anthony.....30
3.	11/3	DENVER	119-116	W	2-1	+1	20,104	Bosh.....40	Fariel/Iguodala.....22
4.	11/5	PHOENIX	124-99	W	3-1	+2	19,600	James.....23	Brown.....18
5.	11/7	BROOKLYN	103-73	W	4-1	+3	19,627	Wade.....22	Williams.....14
6.	11/9	@ Atlanta	95-89	W	5-1	+4	16,785	Bosh.....24	Teague.....20
7.	11/11	@ Memphis	104-86	L	5-2	-1	18,119	Bosh.....22	Ellington.....25
8.	11/12	@ Houston	113-110	W	6-2	+1	18,041	James.....38	Parsons.....25
9.	11/14	@ L.A. Clippers	107-100	L	6-3	-1	19,146	James.....30	Crawford.....22
10.	11/15	@ Denver	98-93	W	7-3	+1	19,155	James.....27	A. Miller.....19
11.	11/17	@ Phoenix	97-88	W	8-3	+2	16,840	Bosh.....24	Mark Morris.....16
12.	11/21	MILWAUKEE	*113-106	W	9-3	+3	19,971	James/Wade.....28	Jennings.....19
13.	11/24	CLEVELAND	110-108	W	10-3	+4	20,064	James.....30	Pargo/Walters.....16
14.	11/29	SAN ANTONIO	105-100	W	11-3	+5	19,703	James.....23	Neal.....20
15.	12/1	BROOKLYN	102-89	W	12-3	+6	19,961	Wade.....34	Blatche.....20
16.	12/4	@ Washington	105-101	L	12-4	-1	17,761	James.....26	Crawford.....22
17.	12/6	NEW YORK	112-92	L	12-5	-2	19,740	James.....31	Felton.....27
18.	12/8	NEW ORLEANS	106-90	W	13-5	+1	19,600	Wade.....26	Anderson.....24
19.	12/10	ATLANTA	101-92	W	14-5	+2	19,600	James.....27	Smith.....22
20.	12/12	GOLDEN STATE	97-95	L	14-6	-1	19,600	James.....31	Thompson.....27
21.	12/15	WASHINGTON	102-72	W	15-6	+1	19,724	James.....23	Beal.....19
22.	12/18	MINNESOTA	103-92	W	16-6	+2	19,862	Wade.....24	Kirilenko.....22
23.	12/20	@ Dallas	110-95	W	17-6	+3	20,160	James.....24	Crowder.....15
24.	12/22	UTAH	105-89	W	18-6	+4	20,087	James.....29	Mar. Williams.....16
25.	12/25	OKLAHOMA CITY	103-97	W	19-6	+5	20,300	James.....29	Durant.....33
26.	12/26	@ Charlotte	105-92	W	20-6	+6	19,602	Wade.....29	Walker.....27
27.	12/28	@ Detroit	109-99	L	20-7	-1	22,076	James.....35	Bynum.....25
28.	12/29	@ Milwaukee	104-85	L	20-8	-2	18,717	James.....26	Jennings.....25
29.	12/31	@ Orlando	*112-110	W	21-8	+1	19,311	James.....36	Affalo.....28
30.	1/2	DALLAS	*119-109	W	22-8	+2	20,102	James.....32	Mayo.....30
31.	1/4	CHICAGO	96-89	L	22-9	-1	20,138	James.....30	Boozer.....27
32.	1/6	WASHINGTON	99-71	W	23-9	+1	20,228	James.....24	Seraphin.....14
33.	1/8	@ Indiana	87-77	L	23-10	-1	18,165	Wade.....30	George.....29
34.	1/10	@ Portland	92-90	L	23-11	-2	20,536	Bosh.....29	Batum.....28
35.	1/12	@ Sacramento	128-99	W	24-11	+1	14,367	Chalmers.....34	Thomas.....34
36.	1/14	@ Utah	104-97	L	24-12	-1	19,911	James.....32	Jefferson.....23
37.	1/16	@ Golden State	92-75	W	25-12	+1	19,596	James.....25	Jack.....16
38.	1/17	@ L.A. Lakers	99-90	W	26-12	+2	18,997	James.....39	Bryant.....22
39.	1/23	TORONTO	*123-116	W	27-12	+3	20,002	Wade.....35	Anderson.....20
40.	1/25	DETROIT	110-88	W	28-12	+4	20,236	Wade.....29	Monroe.....31
41.	1/27	@ Boston	**100-98	L	28-13	-1	18,624	James.....34	Garnett.....24
42.	1/30	@ Brooklyn	105-85	W	29-13	+1	17,732	James.....24	Lopez.....21
43.	2/1	@ Indiana	102-89	L	29-14	-1	18,165	James.....28	West.....30
44.	2/3	@ Toronto	100-85	W	30-14	+1	19,800	James.....30	Gay.....29
45.	2/4	CHARLOTTE	99-94	W	31-14	+2	19,600	James.....31	Sessions.....18
46.	2/6	HOUSTON	114-108	W	32-14	+3	19,693	James.....32	Harden.....36
47.	2/8	L.A. CLIPPERS	111-89	W	33-14	+4	19,902	James.....30	Jordan.....17
48.	2/10	L.A. LAKERS	107-97	W	34-14	+5	20,300	James.....32	Bryant.....28
49.	2/12	PORTLAND	117-104	W	35-14	+6	20,032	Bosh.....32	Lillard.....33
50.	2/14	@ Oklahoma City	110-100	W	36-14	+7	18,203	James.....39	Durant.....40
51.	2/20	@ Atlanta	103-90	W	37-14	+8	18,238	James.....24	Horford.....27
52.	2/21	@ Chicago	86-67	W	38-14	+9	22,640	James.....26	Robinson.....14
53.	2/23	@ Philadelphia	114-90	W	39-14	+10	20,665	Wade.....33	Jr. Holiday.....21
54.	2/24	CLEVELAND	109-105	W	40-14	+11	20,006	James.....28	Walters.....26
55.	2/26	SACRAMENTO	**141-129	W	41-14	+12	19,734	James.....40	Thornton.....36
56.	3/1	MEMPHIS	98-91	W	42-14	+13	20,128	Wade.....22	Gasol.....24
57.	3/3	@ New York	99-93	W	43-14	+14	19,033	James.....29	Anthony.....32
58.	3/4	@ Minnesota	97-81	W	44-14	+15	18,391	Wade.....32	Williams.....25
59.	3/6	ORLANDO	97-96	W	45-14	+16	20,001	James.....26	Vucevic.....25
60.	3/8	PHILADELPHIA	102-93	W	46-14	+17	20,029	James.....25	T. Young.....25
61.	3/10	INDIANA	105-91	W	47-14	+18	20,219	Chalmers.....26	West.....24
62.	3/12	ATLANTA	98-81	W	48-14	+19	20,350	Wade.....23	Smith.....15
63.	3/13	@ Philadelphia	98-94	W	49-14	+20	20,398	James.....27	T. Young.....24
64.	3/15	@ Milwaukee	107-94	W	50-14	+21	18,717	Bosh/James.....28	Ilyasova.....26
65.	3/17	@ Toronto	108-91	W	51-14	+22	18,564	Wade.....24	Gay.....27
66.	3/18	@ Boston	105-103	W	52-14	+23	18,624	James.....37	Green.....43
67.	3/20	@ Cleveland	98-95	W	53-14	+24	20,562	James.....25	Ellington.....20
68.	3/22	DETROIT	103-89	W	54-14	+25	20,350	James.....29	Monroe.....23
69.	3/24	CHARLOTTE	109-77	W	55-14	+26	20,350	James.....32	Walker.....20
70.	3/25	@ Orlando	108-94	W	56-14	+27	18,846	James.....24	Nelson.....27
71.	3/27	@ Chicago	101-97	L	56-15	-1	23,014	James.....36	Deng.....28
72.	3/29	@ New Orleans	108-89	W	57-15	+1	18,647	James.....32	Anderson.....20
73.	3/31	@ San Antonio	88-86	W	58-15	+2	18,581	Bosh.....23	Duncan.....17
74.	4/2	NEW YORK	102-90	L	58-16	-1	20,300	Bosh.....23	Anthony.....50
75.	4/5	@ Charlotte	89-79	W	59-16	+1	19,568	Miller.....26	Kidd-Gilchrist.....18
76.	4/6	PHILADELPHIA	106-87	W	60-16	+2	20,168	James.....27	Jr. Holiday.....18
77.	4/9	MILWAUKEE	94-83	W	61-16	+3	19,834	James.....28	Jennings.....30
78.	4/10	@ Washington	103-98	W	62-16	+4	20,308	Allen.....23	Price.....23
79.	4/12	BOSTON	109-101	W	63-16	+5	19,990	James.....20	Green.....25
80.	4/14	CHICAGO	105-93	W	64-16	+6	19,810	James.....24	Deng.....19
81.	4/15	@ Cleveland	96-95	W	65-16	+7	19,091	Lewis.....19	Irving/Thompson/Walters.....16
82.	4/17	ORLANDO	105-93	W	66-16	+8	19,949	Miller/Wade.....21	Vucevic.....20

(*Overtime **Double Overtime)



FINAL 2012-13 STATISTICS (66-16)

NBA Champions/Eastern Conference Champions/Southeast Division Champions

PLAYER	-FIELD GOALS-										-3-POINT FG-			-FREE THROWS-			-REBOUNDS-									
	G	GS	MIN	FG	FGA	PCT	FG	FGA	PCT	FT	FTA	PCT	OFF	DEF	TOT	AST	PF	DQ	STL	TO	BLK	PTS	AVG			
JAMES	76	76	2877	765	1354	.565	103	254	.406	403	535	.753	97	513	610	551	110	0	129	226	67	2036	26.8			
WADE	69	69	2391	569	1093	.521	17	66	.258	308	425	.725	86	258	344	352	140	1	128	194	56	1463	21.2			
BOSH	74	74	2454	485	907	.535	21	74	.284	241	302	.798	131	370	501	123	168	0	66	128	101	1232	16.6			
ALLEN	79	0	2035	292	651	.449	139	332	.419	140	158	.886	40	177	217	135	129	0	67	103	15	863	10.9			
CHALMERS	77	77	2068	227	529	.429	123	301	.409	89	112	.795	19	152	171	273	196	2	118	119	12	666	8.6			
BATTIER	72	20	1786	152	362	.420	136	316	.430	32	38	.842	37	128	165	72	149	1	41	34	55	472	6.6			
COLE	80	4	1590	179	425	.421	35	98	.357	52	80	.650	18	112	130	164	155	0	57	104	7	445	5.6			
LEWIS	55	9	792	103	249	.414	51	131	.389	28	45	.622	19	102	121	30	67	0	21	33	14	285	5.2			
ANDERSEN	42	0	624	71	123	.577	2	3	.667	63	93	.677	57	115	172	17	89	0	16	24	44	207	4.9			
MILLER	59	17	900	100	231	.433	73	175	.417	8	11	.727	18	139	157	99	63	0	21	35	4	281	4.8			
HASLEM	75	59	1414	129	251	.514	0	0	.000	32	45	.711	97	307	404	38	173	1	30	45	15	290	3.9			
HOWARD	7	2	51	10	19	.526	0	0	.000	1	1	1.000	0	0	0	0	8	6	9	0	4	0	21	3.0		
HARRELLSON	6	0	31	4	9	.444	1	5	.200	1	2	.500	3	4	7	0	4	0	1	3	1	10	1.7			
JONES	38	0	221	21	61	.344	16	53	.302	2	4	.500	0	22	22	13	16	0	2	3	6	60	1.6			
PITTMAN	4	0	12	3	5	.600	0	0	.000	0	0	.000	4	3	7	0	4	0	0	2	0	6	1.5			
HARRIS	7	0	29	2	8	.250	0	1	.000	6	8	.750	4	5	9	2	3	0	0	4	0	10	1.4			
ANTHONY	62	3	566	35	68	.515	0	0	.000	17	28	.607	45	70	115	13	49	0	13	22	42	87	1.4			
VARNAO (TOT)	13	0	58	3	7	.429	0	0	.000	2	4	.500	2	7	9	3	10	0	1	6	2	8	0.6			
VARNAO (MIA)	8	0	40	1	3	.333	0	0	.000	0	0	.000	1	5	6	2	9	0	0	5	2	2	0.3			
HEAT	82	-	19880	3148	6348	.496	717	1809	.396	1423	1887	.754	676	2490	3166	1890	1533	5	710	1143	441	8436	102.9			
OPPONENTS	82	-	19880	2919	6633	.440	624	1783	.350	1329	1735	.766	921	2369	3290	1655	1673	8	649	1280	262	7791	95.0			

DUNKS:

Miami-391 (James-143; Wade-95; Bosh-77; Andersen-37; Haslem-19; Anthony-7; Cole-4; Allen-3; Lewis-2; Miller-2; Battier-1; Harrellson-1)

Opponents-285

CHARGES TAKEN:

Miami-74 (Haslem-28; Battier-24; Bosh-9; Chalmers-5; Cole-2; Miller-2; Wade-2; Allen-1; Jones-1)

Opponents-48

TECHNICAL FOULS:

Miami-39 (James-6; Wade-5; Bosh-4; Chalmers-3; Haslem-3; Spoelstra-3; Allen-1; Battier-1; Cole-1; Lewis-1; Miller-1; Defensive 3-Seconds-8; Delay of Game-2)

Opponents-76 (Includes 31 for Defensive 3-Seconds)

EJECTIONS:

Miami-0

Opponents-3

PLAYER	— SINGLE-GAME HIGHS —							— AVERAGE PER GAME —							— CAREER HIGHS (C=SET, T=TIED THIS SEASON) —						
	MIN	REB	AST	ST	TO	BLK	PTS	MIN	REB	AST	STL	TO	BLK	PTS	FG	FGA	FT	FTA	REB	AST	PTS
JAMES	52	16	16	6	7	4	40	37.9	8.0	7.3	1.70	3.0	0.88	26.8	19	36	24	28	19	16C	56
WADE	47	12	10	6	6	4	39	34.7	5.0	5.1	1.86	2.8	0.81	21.2	19T	39	23	24	16	16	55
BOSH	46	18	6	6	5	4	40	33.2	6.8	1.7	0.89	1.7	1.36	16.6	16	31	22	24	22	9	44
ALLEN	41	7	6	5	4	2	23	25.8	2.7	1.7	0.85	1.3	0.19	10.9	17	32	19	20	13	13	54
CHALMERS	37	7	11	4	4	1	34	26.9	2.2	3.5	1.53	1.5	0.16	8.6	12C	21	9	12	7T	13	34C
BATTIER	38	8	5	3	2	4	18	24.8	2.3	1.0	0.57	0.5	0.76	6.6	12	20	9	11	14	8	33
COLE	43	11	9	4	7	2	16	19.9	1.6	2.1	0.71	1.3	0.09	5.6	8	16	7C	8T	11C	9T	20
LEWIS	37	8	3	3	4	4	19	14.4	2.2	0.5	0.38	0.6	0.25	5.2	18	30	17	20	19	9	50
ANDERSEN	27	15	2	3	3	4	15	14.9	4.1	0.4	0.38	0.6	1.05	4.9	8	14	9	12	18	4	18
MILLER	37	8	6	2	6	2	26	15.3	2.7	1.7	0.36	0.6	0.07	4.8	16	27	12	13	19	14	45
HASLEM	30	15	3	3	3	2	13	18.9	5.4	0.5	0.40	0.6	0.20	3.9	12	21	12	12	18	7	28
HOWARD	19	3	2	0	1	0	12	7.3	1.1	0.9	0.00	0.6	0.00	3.0	19	29	15	17	16	9	42
HARRELLSON	18	4	0	1	1	1	5	5.2	1.2	0.0	0.17	0.5	0.17	1.7	8	12	6	8	12	2	18
JONES	29	5	3	1	1	2	14	5.8	0.6	0.3	0.05	0.1	0.16	1.6	10	16	9	11	12	5	27
PITTMAN	6	3	0	0	2	0	4	3.0	1.8	0.0	0.00	0.5	0.00	1.5	7	11	4	4	7	3	16
HARRIS	12	3	1	0	2	0	3	4.1	1.3	0.3	0.00	0.6	0.00	1.4	4	13	3T	4T	14	4	10
ANTHONY	31	9	2	2	3	3	11	9.1	1.9	0.2	0.21	0.4	0.68	1.4	6	9	7	8	16	3	13
VARNAO (TOT)	15	4	1	1	2	1	4	4.5	0.7	0.2	0.08	0.5	0.15	0.6	2C	2C	1C	2C	4C	1C	4C
VARNAO (MIA)	15	4	1	0	2	1	2	5.0	0.8	0.3	0.00	0.6	0.25	0.3							
HEAT	290	54	35	15	25	14	141	242.4	38.6	23.0	8.66	13.9	5.38	102.9	56T	113	47	61	69	39	141T
OPPONENTS	290	55	33	17	27	8	129	242.4	40.1	20.2	7.91	15.6	3.20	95.0	59	115	47	57	69	42	148

2012-13 FINAL MIAMI HEAT MISCELLANEOUS STATISTICS

DOUBLE-DOUBLES:

LeBron James	36
Chris Bosh	15
Dwyane Wade	4
Norris Cole	1
Udonis Haslem	1
MIAMI TOTALS	57
OPPONENTS	68

TRIPLE-DOUBLES:

LeBron James	4
MIAMI TOTALS	4
OPPONENTS	1

4-POINT PLAYS:

Ray Allen	1
Chris Bosh	1
LeBron James	1
MIAMI TOTALS	3
OPPONENTS	8

DOUBLE-FIGURE SCORING EFFORTS:

LeBron James	76
Chris Bosh	68
Dwyane Wade	67
Ray Allen	49
Mario Chalmers	24
Shane Battier	16
Norris Cole	13
Rashard Lewis	13
Mike Miller	11
Udonis Haslem	6
Chris Andersen	3
Joel Anthony	1
Juwan Howard	1
James Jones	1
MIAMI TOTALS	349
OPPONENTS	355

DOUBLE-FIGURE REBOUND EFFORTS:

LeBron James	25
Chris Bosh	15
Udonis Haslem	9
Dwyane Wade	2
Chris Andersen	1
Norris Cole	1
MIAMI TOTALS	53
OPPONENTS	72

DOUBLE-FIGURE ASSIST EFFORTS:

LeBron James	15
Mario Chalmers	2
Dwyane Wade	2
MIAMI TOTALS	19
OPPONENTS	12

20-PLUS POINT GAMES:

LeBron James	71
Dwyane Wade	43
Chris Bosh	21
Ray Allen	7
Mario Chalmers	4
Mike Miller	2
MIAMI TOTALS	148
OPPONENTS	87

30-PLUS POINT GAMES:

LeBron James	26
Dwyane Wade	8
Chris Bosh	2
Mario Chalmers	1
MIAMI TOTALS	37
OPPONENTS	14

40-PLUS POINT GAMES:

Chris Bosh	1
LeBron James	1
MIAMI TOTALS	2
OPPONENTS	3

50-PLUS POINT GAMES:

MIAMI TOTALS	0
OPPONENTS	1

20-PLUS REBOUND GAMES:

MIAMI TOTALS	0
OPPONENTS	4

JUMPBALLS:

James Jones	1-0	1,000
Mario Chalmers	2-1	667
Chris Bosh	56-29	659
Shane Battier	9-5	643
Joel Anthony	3-2	600
Dwyane Wade	4-4	500
Norris Cole	2-3	400
Ray Allen	1-2	333
Udonis Haslem	3-11	214
LeBron James	1-6	143
Chris Andersen	0-1	000
Rashard Lewis	0-1	000
MIAMI TOTALS	82-65	558
OPPONENTS	65-82	442

LONGEST CONSECUTIVE FGM STREAKS:

Player	FGM	Dates
LeBron James	13	Apr. 12, 2013-Apr. 14, 2013
LeBron James	12	Feb. 3, 2013-Feb. 4, 2013
Chris Bosh	11	Feb. 12, 2013-Feb. 14, 2013
LeBron James	10	Mar. 29, 2013
Chris Andersen	10	Mar. 20, 2013-Mar. 25, 2013

LONGEST CONSECUTIVE FTM STREAKS:

Player	FTM	Dates
Ray Allen	29	Nov. 29, 2012-Jan. 10, 2013
Ray Allen	25	Mar. 12, 2013-Apr. 10, 2013
Dwyane Wade	18	Feb. 4, 2013-Feb. 8, 2013
Dwyane Wade	18	Jan. 8, 2013-Jan. 12, 2013
LeBron James	17	Apr. 6, 2013-Apr. 14, 2013
Chris Bosh	17	Mar. 27, 2013-Apr. 5, 2013
Mario Chalmers	17	Mar. 20, 2013-Apr. 5, 2013



LeBron James led the HEAT and set a career high with 36 double-doubles during the 2012-13 season.

2012-13 FINAL MIAMI HEAT MISCELLANEOUS STATISTICS

TEAM LEADERSHIPS*

PLAYER	MINUTES	REBOUNDS	ASSISTS	STEALS	BLOCKS	POINTS
Allen	0	0	2	10	1	1
Andersen	0	3	0	1	13	0
Anthony	0	0	0	3	13	0
Battier	0	1	1	7	16	0
Bosh	7	26	2	10	31	9
Chalmers	2	1	7	24	2	2
Cole	4	1	2	11	0	0
Harrellson	0	0	0	0	0	0
Harris	0	0	0	0	0	0
Haslem	0	11	0	6	3	0
Howard	0	0	0	0	0	0
James	53	44	55	26	19	54
Jones	0	0	0	0	2	0
Lewis	1	2	0	3	2	1
Miller	0	3	3	4	1	2
Pittman	0	0	0	0	0	0
Varnado	0	0	0	0	0	0
Wade	15	9	20	23	15	16

*-Includes ties

MIAMI STARTING LINE-UPS

James-Battier-Bosh-Wade-Chalmers	8-4	.667
James-Battier-Bosh-Miller-Chalmers	3-0	1.000
James-Lewis-Bosh-Wade-Chalmers	3-1	.750
James-Haslem-Bosh-Wade-Chalmers	37-9	.804
James-Battier-Haslem-Wade-Chalmers	3-0	1.000
James-Haslem-Bosh-Miller-Chalmers	2-1	.667
James-Haslem-Bosh-Miller-Wade	1-0	1.000
Lewis-Haslem-Bosh-Miller-Cole	1-1	.500
Lewis-Haslem-Bosh-Miller-Chalmers	1-0	1.000
James-Haslem-Anthony-Miller-Chalmers	1-0	1.000
James-Battier-Haslem-Miller-Chalmers	1-0	1.000
Lewis-Battier-Anthony-Miller-Chalmers	1-0	1.000
James-Miller-Bosh-Wade-Chalmers	2-0	1.000
Howard-Lewis-Anthony-Miller-Cole	1-0	1.000
Howard-Miller-Haslem-Wade-Cole	1-0	1.000
TOTALS (15 Different Starting Line-ups)	66-16	.805

STREAKS

CATEGORY	GAMES	DATES
Most consecutive wins	27	Feb. 3-Mar. 25
Most consecutive losses	2 (3 times)	last: Jan. 8-Jan. 10
Most consecutive home wins	17	Jan. 6-Mar. 24
Most consecutive home losses	1 (4 times)	last: Apr. 2
Most consecutive road wins	13	Feb. 3-Mar. 25
Most consecutive road losses	2 (twice)	last: Jan. 8-Jan. 10

SCORING BY QUARTERS

	1	2	3	4	10T	20T	TOTAL
HEAT	2,103 (25.6)	2,123 (25.9)	2,073 (25.3)	2,039 (24.9)	76 (12.7)	22 (11.0)	8,436 (102.9)
OPPONENTS	1,934 (23.6)	2,070 (25.2)	1,857 (22.6)	1,868 (22.8)	50 (8.3)	12 (6.0)	7,791 (95.0)

2012-13 FINAL MIAMI HEAT MISCELLANEOUS STATISTICS

MISCELLANEOUS TEAM SCORING

	MIAMI	OPPONENTS
Points in the Paint	3,402 (41.5 ppg)	3,274 (39.9 ppg)
Second Chance Points	852 (10.4 ppg)	1,206 (14.7 ppg)
Fast Break Points	978 (11.9 ppg)	978 (11.9 ppg)
Points off Turnovers	1,520 (18.5 ppg)	1,291 (15.7 ppg)

BENCH PRODUCTION

	MIAMI	OPPONENTS
Total Points	2,327 (28.4 ppg)	2,563 (31.3 ppg)
Single-Game High	53, twice (last: vs. Philadelphia, Apr. 6)	64, twice (last: at Detroit, Dec. 28)
Total Rebounds	1,019 (12.4 rpg)	1,055 (12.9 rpg)
Single-Game High	28 vs. Philadelphia (Apr. 6)	29 at Golden State (Jan. 16)
Total Assists	448 (5.5 apg)	504 (6.1 apg)
Single-Game High	12, twice (last: vs. Philadelphia, Apr. 6)	16, twice (last: at Dallas, Dec. 20)

BACK-TO-BACK GAMES

1ST GAME	2ND GAME	WON 2	LOST 2	SPLIT 2
12-4 (.750)	15-1 (.938)	12	1	3

HEAT PLAYER GAMES MISSED DUE TO INJURY/ILLNESS:

PLAYER (Total Games Lost)	DATES	GAMES MISSED	INJURY/ILLNESS
Ray Allen (3)	12/26	1	Right Shoulder Pain
	2/8	1	Cold
	4/5	1	Sprained Right Ankle
Joel Anthony (1)	10/30	1	Strained Left Hamstring
Shane Battier (9)	11/29-12/4	3	Sprained Right Knee
	1/10-1/12	2	Strained Right Hamstring
	2/26	1	Tight Right Hamstring
Chris Bosh (6)	4/12-4/15	3	Sore Left Knee
	12/22	1	Cold
	2/6-2/8	2	Flu
Mario Chalmers (4)	4/6	1	Sore Right Knee
	4/9-4/10	2	Cold
	3/29-4/2	3	Sprained Right Ankle
Norris Cole (1)	4/17	1	Sprained Right Ankle
	12/4	1	Strained Right Groin
	12/22	1	Cold
Josh Harrellson (1)	12/10	1	Cold
	12/20	1	Cold
	12/20	1	Cold
Udonis Haslem (7)	12/10	1	Cold
	12/29	1	Neck Contusion
	2/14	1	Right Leg Contusion
LeBron James (5)	4/10-4/15	4	Sprained Right Ankle
	3/31-4/5	3	Strained Right Hamstring
	4/10	1	Strained Right Hamstring
Mike Miller (4)	4/15	1	Sore Right Hamstring
	2/12	1	Flu
	2/20-2/23	3	Head Cold
Dexter Pittman (12)	10/30-11/21	12	Right Quad Strain
Dwyane Wade (12)	11/9	1	Cold
	11/15-11/17	2	Sprained Left Foot
	3/24-3/26	2	Sore Right Knee
	3/31-4/10	6	Sprained Right Ankle
	4/15	1	Sore Right Knee

TOTALS (13 players-67 games)

2012-13 MIAMI HEAT SEASON HIGHS

INDIVIDUAL REGULAR SEASON HIGHS (GAME)

MOST POINTS:

40.....Chris Bosh.....11/3 vs. Denver
 10.....LeBron James.....2/26 vs. Sacramento

MOST FIELD GOALS MADE:

19.....Dwyane Wade.....2/26 vs. Sacramento

MOST FIELD GOALS ATTEMPTED:

31.....LeBron James.....1/27 at Boston

MOST 3-PT FIELD GOALS MADE:

10.....Mario Chalmers.....1/12 at Sacramento

MOST 3-PT FIELD GOALS ATTEMPTED:

13.....Mario Chalmers.....1/12 at Sacramento

MOST FREE THROWS MADE:

15.....LeBron James.....12/31 at Orlando

MOST FREE THROWS ATTEMPTED:

16.....LeBron James.....12/31 at Orlando
 13.....LeBron James.....1/4 vs. Chicago

MOST OFFENSIVE REBOUNDS:

8.....Chris Bosh.....12/29 at Milwaukee

MOST DEFENSIVE REBOUNDS:

15.....Chris Bosh.....11/21 vs. Milwaukee

MOST TOTAL REBOUNDS:

18.....Chris Bosh.....11/21 vs. Milwaukee

MOST ASSISTS:

16.....LeBron James.....2/26 vs. Sacramento

MOST STEALS:

6.....LeBron James.....12/28 at Detroit
 Chris Bosh.....1/17 at L.A. Lakers
 Dwyane Wade.....3/10 vs. Indiana

MOST TURNOVERS:

7.....4 times
 (last: Norris Cole, 4/2 vs. New York)

MOST BLOCKS:

6.....LeBron James.....1/17 at L.A. Lakers

MOST MINUTES:

51:56.....LeBron James.....1/27 at Boston

MOST MINUTES (NON-OVERTIME GAME):

44:19.....LeBron James.....12/28 at Detroit

MOST DUNKS:

6.....LeBron James.....1/17 at L.A. Lakers

MOST CONSECUTIVE POINTS:

15 (2nd & 3rd Q).....LeBron James, 4/9 vs. Milwaukee

MOST POINTS OFF THE BENCH:

23.....Ray Allen.....11/3 vs. Denver
 Ray Allen.....4/10 at Washington

MOST CHARGES TAKEN:

3.....Udonis Haslem.....2/6 vs. Houston

TEAM REGULAR SEASON HIGHS (GAME)

MOST POINTS:

141 (2 OT).....2/26 vs. Sacramento

MOST POINTS: (NON-OVERTIME GAME):

128.....1/12 at Sacramento

LARGEST MARGIN OF VICTORY:

+32 (109-77).....3/24 vs. Charlotte

MOST FIELD GOALS MADE:

56.....2/26 vs. Sacramento

MOST FIELD GOALS ATTEMPTED:

101.....2/26 vs. Sacramento

BEST FIELD GOAL PERCENTAGE:

.609 (42-69).....3/29 at New Orleans

MOST 3-PT FIELD GOALS MADE:

17.....1/12 at Sacramento
 4/10 at Washington

MOST 3-PT FIELD GOALS ATTEMPTED:

41.....4/10 at Washington

BEST 3-PT FIELD GOAL PCT.:

.636 (7-11).....12/8 vs. New Orleans

MOST FREE THROWS MADE:

29.....11/24 vs. Cleveland

MOST FREE THROWS ATTEMPTED:

41.....4/14 vs. Chicago

BEST FREE THROW PERCENTAGE:

1.000 (19-19).....12/25 vs. Oklahoma City
 1.000 (10-10).....4/9 vs. Milwaukee

MOST OFFENSIVE REBOUNDS:

17.....1/27 at Boston

MOST DEFENSIVE REBOUNDS:

44.....3/24 vs. Charlotte

MOST TOTAL REBOUNDS:

54.....11/21 vs. Milwaukee

HIGHEST REBOUND MARGIN:

+25 (53-28).....1/23 vs. Toronto

MOST ASSISTS:

35.....1/12 at Sacramento
 2/26 vs. Sacramento

MOST FOULS:

29.....2/14 at Oklahoma City
 3/10 vs. Indiana

MOST STEALS:

15.....3/22 vs. Detroit

MOST TURNOVERS:

25.....4/10 at Washington

MOST BLOCKED SHOTS:

14.....12/18 vs. Minnesota

MOST DUNKS:

12.....3/4 at Minnesota

MOST POINTS IN THE PAINT:

68.....1/14 at L.A. Lakers
 2/26 vs. Sacramento

MOST SECOND CHANCE POINTS:

28.....11/12 at Houston

MOST FAST BREAK POINTS:

26.....1/12 at Sacramento

MOST POINTS OFF TURNOVERS:

34.....1/12 at Sacramento

MOST POINTS OFF THE BENCH:

53.....3/24 vs. Charlotte
 4/6 vs. Philadelphia

LONGEST CONSECUTIVE SCORING RUN:

21 (4th Q).....1/6 vs. Washington

MOST DOUBLE-FIGURE SCORERS:

6.....8 times
 (last: 4/15 at Cleveland)

MOST CHARGES TAKEN:

6.....2/6 vs. Houston

2012-13 OPPONENTS SEASON HIGHS

INDIVIDUAL REGULAR SEASON HIGHS (GAME)

MOST POINTS:

50.....Carmelo Anthony.....4/2 vs. New York

MOST FIELD GOALS MADE:

18.....Carmelo Anthony.....4/2 vs. New York

MOST FIELD GOALS ATTEMPTED:

28.....Carmelo Anthony.....11/2 at New York

MOST 3-PT FIELD GOALS MADE:

8.....Marcus Thornton.....2/26 vs. Sacramento

MOST 3-PT FIELD GOALS ATTEMPTED:

14.....J.R. Smith.....3/3 at New York

MOST FREE THROWS MADE:

15.....Kevin Durant.....2/14 at Oklahoma City

MOST FREE THROWS ATTEMPTED:

15.....Kevin Durant.....2/14 at Oklahoma City

MOST OFFENSIVE REBOUNDS:

11.....Kenneth Faried.....11/15 at Denver
Nikola Vucevic.....12/31 at Orlando

MOST DEFENSIVE REBOUNDS:

18.....Nikola Vucevic.....12/31 at Orlando

MOST TOTAL REBOUNDS:

29.....Nikola Vucevic.....12/31 at Orlando

MOST ASSISTS:

14.....Jameer Nelson.....3/6 vs. Orlando
Beno Udrih.....4/17 vs. Orlando

MOST STEALS:

6.....Ricky Rubio.....3/4 at Minnesota

MOST TURNOVERS:

7.....Deron Williams.....11/7 vs. Brooklyn
Paul Pierce.....3/18 at Boston
Jose Calderon.....3/22 vs. Detroit

MOST BLOCKS:

4.....JaVale McGee.....11/15 at Denver
DeSagana Diop.....12/26 at Charlotte
Larry Sanders.....12/20 at Milwaukee
Jeff Green.....3/18 at Boston

MOST MINUTES:

50:03.....John Salmons.....2/26 vs. Sacramento

MOST MINUTES (NON-OVERTIME GAME):

47:32.....Kevin Durant.....2/14 at Oklahoma City

MOST DUNKS:

5.....DeAndre Jordan.....2/8 vs. L.A. Clippers

MOST CONSECUTIVE POINTS:

15 (1st & 2nd Q).....LaMarcus Aldridge.....2/12 vs. Portland

MOST POINTS OFF THE BENCH:

36.....Marcus Thornton.....2/26 vs. Sacramento

TEAM REGULAR SEASON HIGHS (GAME)

MOST POINTS:

129 (2 OT).....2/26 vs. Sacramento

MOST POINTS (NON-OVERTIME GAME):

116.....11/3 vs. Denver

LARGEST MARGIN OF VICTORY:

+20 (104-84).....11/2 at New York
+20 (112-92).....12/6 vs. New York

MOST FIELD GOALS MADE:

49.....11/3 vs. Denver

MOST FIELD GOALS ATTEMPTED:

109.....11/21 vs. Milwaukee

BEST FIELD GOAL PERCENTAGE:

.581 (43-74).....12/28 at Detroit

MOST 3-PT FIELD GOALS MADE:

19.....11/2 at New York

MOST 3-PT FIELD GOALS ATTEMPTED:

44.....12/6 vs. New York

BEST 3-PT FIELD GOAL PCT.:

.632 (12-19).....12/28 at Detroit

MOST FREE THROWS MADE:

33.....2/14 at Oklahoma City

MOST FREE THROWS ATTEMPTED:

38.....12/25 vs. Oklahoma City

BEST FREE THROW PERCENTAGE:

1.000 (13-13).....4/12 vs. Boston

MOST OFFENSIVE REBOUNDS:

24.....3/17 at Toronto

MOST DEFENSIVE REBOUNDS:

41.....1/16 at Golden State

MOST TOTAL REBOUNDS:

55.....1/8 at Indiana

HIGHEST REBOUND MARGIN:

+29 (48-29).....12/18 vs. Minnesota

MOST ASSISTS:

33.....2/26 vs. Sacramento

MOST FOULS:

30.....3 times
(last: 4/14 vs. Chicago)

MOST STEALS:

17.....12/29 at Milwaukee

MOST TURNOVERS:

27.....2/21 at Chicago

MOST BLOCKED SHOTS:

8.....3 times
(last: 1/27 at Boston)

MOST DUNKS:

8.....3 times
(last: 4/12 vs. Boston)

MOST POINTS IN THE PAINT:

72.....11/3 vs. Denver

MOST SECOND CHANCE POINTS:

34.....12/18 vs. Minnesota

MOST FAST BREAK POINTS:

28.....3/12 vs. Atlanta

MOST POINTS OFF TURNOVERS:

28.....3/3 at New York

MOST POINTS OFF THE BENCH:

64.....12/4 at Washington
12/28 at Detroit

LONGEST CONSECUTIVE SCORING RUN:

19 (2nd Q).....3/20 at Cleveland

MOST DOUBLE-FIGURE SCORERS:

8.....11/24 vs. Cleveland

MOST CHARGES TAKEN:

3.....12/26 at Charlotte
1/4 vs. Chicago

2012-13 MIAMI HEAT SEASON LOWS

TEAM REGULAR SEASON LOWS (GAME)

FEWEST POINTS:

77..... 1/8 at Indiana

FEWEST FIELD GOALS MADE:

28..... 1/8 at Indiana

FEWEST FIELD GOALS ATTEMPTED:

60..... 4/2 vs. New York

LOWEST FIELD GOAL PERCENTAGE:

.380 (30-79) 11/11 at Memphis

FEWEST 3-PT FIELD GOALS MADE:

1..... 2/4 vs. Charlotte

FEWEST 3-PT FIELD GOALS ATTEMPTED:

11..... 12/8 vs. New Orleans

LOWEST 3-PT FIELD GOAL PCT.:

.083 (1-12) 2/4 vs. Charlotte

FEWEST FREE THROWS MADE:

8..... 1/30 at Brooklyn

FEWEST FREE THROWS ATTEMPTED:

10..... 4/9 vs. Milwaukee

LOWEST FREE THROW

PERCENTAGE:

.474 (9-19) 4/17 vs. Orlando

FEWEST OFFENSIVE REBOUNDS:

2..... 3 times
(last: 3/17 at Toronto)

FEWEST DEFENSIVE REBOUNDS:

18..... 12/18 vs. Minnesota
1/14 at Utah

FEWEST TOTAL REBOUNDS:

23..... 1/14 at Utah

FEWEST ASSISTS:

13..... 1/8 at Indiana

FEWEST FOULS:

9..... 3/8 vs. Philadelphia

FEWEST STEALS:

2..... 4/15 at Cleveland

FEWEST TURNOVERS:

6..... 1/17 at L.A. Lakers

FEWEST BLOCKED SHOTS:

1..... 2/20 at Atlanta

FEWEST DUNKS:

0..... 1/6 vs. Washington
1/8 at Indiana

FEWEST POINTS IN THE PAINT:

18..... 3/31 at San Antonio

FEWEST SECOND CHANCE POINTS:

0..... 3 times
(last: 3/1 vs. Memphis)

FEWEST FAST BREAK POINTS:

0..... 4/5 at Charlotte
4/15 at Cleveland

FEWEST POINTS OFF TURNOVERS:

2..... 12/29 at Milwaukee

FEWEST POINTS OFF THE BENCH:

8..... 1/8 at Indiana

2012-13 OPPONENTS SEASON LOWS

TEAM REGULAR SEASON LOWS (GAME)

FEWEST POINTS:

67..... 2/21 at Chicago

FEWEST FIELD GOALS MADE:

26..... 3/10 vs. Indiana

FEWEST FIELD GOALS ATTEMPTED:

63..... 3/10 vs. Indiana

LOWEST FIELD GOAL PERCENTAGE:

.318 (28-88) 4/5 at Charlotte

FEWEST 3-PT FIELD GOALS MADE:

2..... 3 times
(last: 4/17 vs. Orlando)

FEWEST 3-PT FIELD GOALS ATTEMPTED:

10..... 2/21 at Chicago

LOWEST 3-PT FIELD GOAL PCT.:

.100 (2-20) 3/17 at Toronto

FEWEST FREE THROWS MADE:

7..... 1/6 vs. Washington
3/13 at Philadelphia

FEWEST FREE THROWS ATTEMPTED:

10..... 2/23 at Philadelphia

LOWEST FREE THROW

PERCENTAGE:

.440 (11-25) 4/17 vs. Orlando

FEWEST OFFENSIVE REBOUNDS:

4..... 2/12 vs. Portland
3/18 at Boston

FEWEST DEFENSIVE REBOUNDS:

18..... 4/2 vs. New York

FEWEST TOTAL REBOUNDS:

24..... 4/2 vs. New York

FEWEST ASSISTS:

9..... 3/24 vs. Charlotte

FEWEST FOULS:

11..... 4/5 at Charlotte

FEWEST STEALS:

1..... 2/23 at Philadelphia

FEWEST TURNOVERS:

6..... 12/29 at Milwaukee
4/15 at Cleveland

FEWEST BLOCKED SHOTS:

0..... 3 times
(last: 12/15 vs. Washington)

FEWEST DUNKS:

0..... 5 times
(last: 3/15 at Milwaukee)

FEWEST POINTS IN THE PAINT:

18..... 4/2 vs. New York

FEWEST SECOND CHANCE POINTS:

4..... 1/6 vs. Washington
3/3 at New York

FEWEST FAST BREAK POINTS:

0..... 2/23 at Philadelphia

FEWEST POINTS OFF TURNOVERS:


2..... 1/17 at L.A. Lakers

FEWEST POINTS OFF THE BENCH:

8..... 1/10 at Portland



RECORDS



RECORDS – INDIVIDUAL

GAMES PLAYED

CAREER

Udonis Haslem.....	669
Dwyane Wade.....	665
Alonzo Mourning.....	593
Keith Askins.....	486
Glen Rice.....	478
Grant Long.....	472
Bimbo Coles.....	462
Rony Seikaly.....	439
Eddie Jones.....	387
Joel Anthony.....	370

SEASON

82..... Mario Chalmers.....	2008-09
82..... Ricky Davis.....	2007-08
82..... Antoine Walker.....	2005-06
82..... Damon Jones.....	2004-05
82..... Rafer Alston.....	2003-04
82..... Brian Grant.....	2002-03
82..... Bruce Bowen.....	2000-01
82..... Brian Grant.....	2000-01
82..... A.C. Green.....	2000-01
82..... Eric Murdock.....	1997-98
82..... Isaac Austin.....	1996-97
82..... Glen Rice.....	1994-95
82..... Glen Rice.....	1992-93
82..... Grant Long.....	1991-92
82..... Bimbo Coles.....	1990-91
82..... Rory Sparrow.....	1989-90
82..... Grant Long.....	1988-89

GAMES STARTED

CAREER

Dwyane Wade.....	657
Glen Rice.....	461
Alonzo Mourning.....	458
Udonis Haslem.....	455
Rony Seikaly.....	395
Grant Long.....	375
Eddie Jones.....	374
Tim Hardaway.....	367
Brian Grant.....	309
P.J. Brown.....	275

SEASON

82..... Mario Chalmers.....	2008-09
82..... Brian Grant.....	2002-03
82..... Glen Rice.....	1994-95
82..... Glen Rice.....	1992-93
82..... Grant Long.....	1991-92
81..... Eddie Jones.....	2003-04
81..... Eddie Jones.....	2001-02
81..... Tim Hardaway.....	1997-98
81..... Voshon Lenard.....	1997-98
81..... Tim Hardaway.....	1996-97
81..... Glen Rice.....	1993-94

CONSECUTIVE GAMES PLAYED

Glen Rice.....	174.....	(3/8/92-4/1/94)
Grant Long.....	161.....	(11/10/90-4/19/92)
Isaac Austin.....	134.....	(11/1/96-2/17/98)
Grant Long.....	132.....	(11/5/88-2/13/90)
Mario Chalmers.....	128.....	(10/29/08-1/29/10)
Brian Grant.....	123.....	(10/30/02-1/18/04)
Eddie Jones.....	122.....	(11/4/03-1/26/05)
P.J. Brown.....	122.....	(4/7/98-3/18/00)
Udonis Haslem.....	113.....	(1/13/04-3/19/05)
Antoine Walker.....	112.....	(11/2/05-12/30/06)
Bimbo Coles.....	112.....	(11/2/90-12/29/91)
Rory Sparrow.....	112.....	(2/26/89-4/21/90)

MINUTES PLAYED

CAREER

Dwyane Wade.....	24,556
Udonis Haslem.....	19,334
Alonzo Mourning.....	17,700
Glen Rice.....	17,059
Grant Long.....	14,859
Rony Seikaly.....	14,208
Eddie Jones.....	14,097
Tim Hardaway.....	13,271
Bimbo Coles.....	11,548
Brian Grant.....	9,971

SEASON

3,254..... Anthony Mason.....	2000-01
3,156..... Eddie Jones.....	2001-02
3,136..... Tim Hardaway.....	1996-97
3,082..... Glen Rice.....	1992-93
3,063..... LeBron James.....	2010-11
3,063..... Grant Long.....	1991-92

GAME

59***.. Glen Rice @ PHI.....	Nov. 20, 1992
55***.. Glen Rice @ NJ.....	Dec. 13, 1993
54***.. Bimbo Coles @ NJ.....	Dec. 13, 1993
54***.. Kevin Edwards vs. DEN.....	Mar. 10, 1989
53***.. Mario Chalmers vs. UTA.....	Mar. 14, 2009
53***.. Udonis Haslem vs. UTA.....	Mar. 14, 2009
53***.. Bimbo Coles vs. MIL.....	Dec. 21, 1994
53*..... Grant Long @ NJ.....	Feb. 14, 1993
53***.. Rony Seikaly @ NY.....	Mar. 14, 1991

NON-OVERTIME GAME

48..... Chris Quinn @ TOR.....	Mar. 19, 2008
48..... Udonis Haslem @ PHO.....	Dec. 10, 2007
48..... Jamal Mashburn vs. ATL.....	May 4, 1999
48..... Jamal Mashburn @ NY.....	Feb. 1, 1998
48..... Tim Hardaway vs. DET.....	Apr. 10, 1997
48..... Tim Hardaway @ MIL.....	Dec. 29, 1996
48..... Keith Askins @ MIL.....	Dec. 29, 1996
48..... Dan Majerle @ PHO.....	Nov. 24, 1996
48..... Dan Majerle vs. CHH.....	Nov. 12, 1996
48..... Bimbo Coles @ ORL.....	Nov. 11, 1995
48..... Bimbo Coles vs. CLE.....	Nov. 23, 1994
48..... Glen Rice vs. IND.....	Nov. 25, 1992
48..... Rony Seikaly @ MIN.....	Mar. 25, 1992
48..... Rony Seikaly vs. DET.....	Feb. 22, 1992

* Overtime ** Double Overtime *** Triple Overtime

RECORDS – INDIVIDUAL

POINTS

CAREER

Dwyane Wade	16,453
Alonzo Mourning	9,459
Glen Rice	9,248
Rony Seikaly	6,742
Tim Hardaway	6,335
Eddie Jones	6,194
Udonis Haslem	5,954
LeBron James	5,830
Grant Long	5,473
Kevin Edwards	4,362

SEASON

2,386..... Dwyane Wade	2008-09
2,111..... LeBron James	2010-11
2,045..... Dwyane Wade	2009-10
2,040..... Dwyane Wade	2005-06
2,036..... LeBron James	2012-13

GAME

56..... Glen Rice vs. ORL	Apr. 15, 1995
55..... Dwyane Wade vs. NY	Apr. 12, 2009
51..... LeBron James @ ORL	Feb. 3, 2011
50***..... Dwyane Wade vs. UTA	Mar. 14, 2009
50..... Dwyane Wade @ ORL	Feb. 22, 2009
50..... Alonzo Mourning vs. WAS	Mar. 29, 1996

1ST HALF

31..... Dwyane Wade @ IND	Feb. 15, 2011
31..... Sherman Douglas @ DEN	Dec. 27, 1990

2ND HALF

32..... LeBron James @ HOU	Nov. 12, 2012
32..... Dwyane Wade vs. NY	Feb. 28, 2009
32..... Dwyane Wade vs. CLE	Jan. 21, 2008

1ST QUARTER

24..... LeBron James @ MIL	Feb. 1, 2012
----------------------------------	--------------

2ND QUARTER

22..... Mike Miller vs. TOR	Jan. 22, 2011
-----------------------------------	---------------

3RD QUARTER

24..... LeBron James @ CLE	Dec. 2, 2010
----------------------------------	--------------

4TH QUARTER

24..... Dwyane Wade vs. NY	Feb. 28, 2009
24..... Dwyane Wade vs. CLE	Feb. 1, 2007

OVERTIME TOTAL

15**..... LeBron James vs. SAC	Feb. 26, 2013
--------------------------------------	---------------

1ST OVERTIME (Only)

12..... Dwyane Wade @ PHI	Apr. 14, 2005
---------------------------------	---------------

2ND OVERTIME (Only)

11..... LeBron James vs. SAC	Feb. 26, 2013
------------------------------------	---------------

3RD OVERTIME (Only)

5..... Mario Chalmers @ ATL	Jan. 5, 2012
-----------------------------------	--------------

CONSECUTIVE POINTS

18	Dwyane Wade vs. CLE (4Q) ... Jan. 21, 2008
----------	--

POINTS OFF THE BENCH (Single-game):

29.....	Voshon Lenard vs. MIL	Dec. 16, 1999
---------	-----------------------------	---------------

DOUBLE-FIGURE SCORING EFFORTS

CAREER

Dwyane Wade	643
Alonzo Mourning	442
Glen Rice	416
Rony Seikaly	344
Tim Hardaway	315
Eddie Jones	315
Udonis Haslem	290
Grant Long	283
Kevin Edwards	226
LeBron James	217

SEASON

79..... LeBron James	2010-11
79..... Dwyane Wade	2008-09
77..... Alonzo Mourning	1999-00
77..... Tim Hardaway	1997-98
77..... Glen Rice	1994-95

MOST CONSECUTIVE DOUBLE-FIGURE

SCORING EFFORTS

217.....	LeBron James	10/26/10-present
----------	--------------------	------------------

DOUBLE-DOUBLES

CAREER

Rony Seikaly	221
Alonzo Mourning	205
Udonis Haslem	130
Dwyane Wade	112
Tim Hardaway	95
LeBron James	90
Brian Grant	89
Grant Long	86
Shaquille O'Neal	84
P.J. Brown	69

SEASON

53..... Rony Seikaly	1991-92
43..... Shaquille O'Neal	2004-05
43..... Rony Seikaly	1992-93
42..... Alonzo Mourning	1995-96
38..... Alonzo Mourning	1999-00

*** Triple Overtime

RECORDS – INDIVIDUAL

FIELD GOALS MADE

CAREER

Dwyane Wade	5,861
Glen Rice	3,604
Alonzo Mourning	3,445
Rony Seikaly	2,486
Udonis Haslem	2,410
Tim Hardaway	2,252
LeBron James	2,144
Eddie Jones	2,141
Grant Long	2,011
Kevin Edwards	1,786

SEASON

854.....Dwyane Wade	2008-09
765.....LeBron James	2012-13
758.....LeBron James	2010-11
719.....Dwyane Wade	2009-10
699.....Dwyane Wade	2005-06

GAME

20.....Glen Rice vs. ORL	Apr. 15, 1995
19**....Dwyane Wade vs. SAC	Feb. 26, 2013
19***...Dwyane Wade vs. UTA	Mar. 14, 2009
19.....Dwyane Wade vs. NY	Apr. 12, 2009
19.....Alonzo Mourning vs. BOS	Feb. 3, 1996
19.....Glen Rice vs. ORL	Apr. 11, 1992

1ST HALF

11.....	Numerous
---------	----------

(most recently: Dwyane Wade @ ORL, Feb. 8, 2012)

2ND HALF

14.....Glen Rice vs. ORL	Apr. 11, 1992
--------------------------------	---------------

QUARTER

9 (2)....Dwyane Wade @ ORL	Feb. 8, 2012
9 (4)....Dwyane Wade @ CLE	Apr. 1, 2006
9 (1)....Alonzo Mourning @ SAC	Dec. 10, 1999

FIELD GOAL %

CAREER (1,000 FGM MIN.)

	FGM	FGA	PCT
Shaquille O'Neal	1,612	2,703	59.6%
Alonzo Mourning	3,445	6,415	53.7%
LeBron James	2,144	4,008	53.5%
Chris Bosh	1,402	2,770	50.6%
Sherman Douglas	1,011	2,024	50.0%
Udonis Haslem	2,410	4,872	49.5%
Dwyane Wade	5,861	11,992	48.9%
Rony Seikaly	2,486	5,152	48.3%
Brian Grant	1,403	2,909	48.2%
Grant Long	2,011	4,206	47.8%

SEASON (200 FGM MIN.)

60.1% ...Shaquille O'Neal	2004-05
60.0% ...Shaquille O'Neal	2005-06
57.4% ...Matt Geiger	1993-94
56.5% ...LeBron James	2012-13
55.1% ...Alonzo Mourning	1999-00
55.1% ...Alonzo Mourning	1997-98

FIELD GOALS ATTEMPTED

CAREER

Dwyane Wade	11,992
Glen Rice	7,844
Alonzo Mourning	6,415
Tim Hardaway	5,498
Rony Seikaly	5,152
Eddie Jones	5,004
Udonis Haslem	4,872
Grant Long	4,206
Kevin Edwards	4,169
LeBron James	4,008

SEASON

1,739...Dwyane Wade	2008-09
1,511...Dwyane Wade	2009-10
1,485...LeBron James	2010-11
1,432...Glen Rice	1991-92
1,421...Glen Rice	1993-94

GAME

39***...Dwyane Wade vs. UTA	Mar. 14, 2009
36.....Dwyane Wade @ CLE	Apr. 1, 2006
36***...Glen Rice @ NJ	Dec. 13, 1993
34*.....Dwyane Wade vs. BOS	Jan. 6, 2010
34.....Alonzo Mourning vs. BOS	Feb. 3, 1996

1ST HALF

20.....Dwyane Wade @ ORL	Feb. 22, 2009
--------------------------------	---------------

2ND HALF

21.....Dwyane Wade vs. CLE	Jan. 21, 2008
21.....Glen Rice vs. ORL	Apr. 11, 1992

QUARTER

15 (4)....Dwyane Wade @ CLE	Apr. 1, 2006
-----------------------------------	--------------

* Overtime ** Double Overtime *** Triple Overtime



Shaquille O'Neal holds the HEAT all-time and single-season field goal percentage records.

RECORDS – INDIVIDUAL

FREE THROWS MADE

CAREER

Dwyane Wade	4,390
Alonzo Mourning	2,558
Rony Seikaly	1,766
Grant Long	1,437
Glen Rice	1,332
LeBron James	1,293
Eddie Jones	1,200
Udonis Haslem	1,134
Tim Hardaway	1,025
Chris Bosh	854

SEASON

629..... Dwyane Wade	2005-06
590..... Dwyane Wade	2008-09
581..... Dwyane Wade	2004-05
534..... Dwyane Wade	2009-10
503..... LeBron James	2010-11

GAME

23..... Dwyane Wade vs. CLE	Feb. 1, 2007
21..... Dwyane Wade @ UTA	Jan. 13, 2007
20..... Dwyane Wade @ ATL	Dec. 19, 2007
18*..... Dwyane Wade @ SAC	Jan. 9, 2009
18..... Dwyane Wade vs. MIN	Dec. 17, 2007
18..... Dwyane Wade @ WAS	Dec. 30, 2005
18..... Dwyane Wade vs. PHI	Mar. 7, 2005

1ST HALF

12..... Alonzo Mourning vs. NJ	Feb. 23, 2000
--------------------------------------	---------------

2ND HALF

16..... Dwyane Wade vs. CLE	Feb. 1, 2007
-----------------------------------	--------------

QUARTER

14 (4)..... Dwyane Wade vs. CLE	Feb. 1, 2007
---------------------------------------	--------------

CONSECUTIVE FREE THROWS MADE

50..... Glen Rice.....	Jan. 29, 1994-Feb. 25, 1994 (13 games)
------------------------	---

FREE THROW %

CAREER (400 FTM MIN.)

	FTM	FTA	PCT
Glen Rice	1,332	1,595	83.5%
Eddie Jones	1,200	1,445	83.0%
Chris Bosh	854	1,051	81.3%
Caron Butler	442	551	80.2%
Steve Smith	542	676	80.2%
Tim Hardaway	1,025	1,279	80.1%
Bimbo Coles.....	850	1,061	80.1%
Kevin Edwards	735	921	79.8%
Brian Grant.....	627	788	79.6%
Mario Chalmers	453	578	78.4%

SEASON (140 FTA MIN.)

88.6% ...Ray Allen	2012-13
88.0% ...Glen Rice.....	1993-94
85.5% ...Glen Rice.....	1994-95
84.8% ...Kevin Edwards	1991-92
84.4% ...Eddie Jones.....	2000-01
84.4% ...Kevin Edwards	1992-93

FREE THROWS ATTEMPTED

CAREER

Dwyane Wade	5,726
Alonzo Mourning	3,896
Rony Seikaly	2,669
Grant Long	1,870
Shaquille O'Neal	1,708
LeBron James	1,701
Glen Rice	1,595
Udonis Haslem	1,482
Eddie Jones	1,445
Tim Hardaway	1,279

SEASON

803..... Dwyane Wade	2005-06
771..... Dwyane Wade	2008-09
765..... Shaquille O'Neal	2004-05
762..... Dwyane Wade	2004-05
712..... Alonzo Mourning	1995-96

GAME

28*..... Shaquille O'Neal @ LAC	Jan. 14, 2005
26..... Rony Seikaly vs. DAL	Nov. 14, 1990
24*..... Dwyane Wade @ SAC	Jan. 9, 2009
24..... Dwyane Wade vs. CLE	Feb. 1, 2007
24..... Alonzo Mourning vs. NJ	Feb. 23, 2000

1ST HALF

18..... Rony Seikaly vs. DAL	Nov. 14, 1990
------------------------------------	---------------


2ND HALF

19..... Dwyane Wade @ CHA.....	Nov. 25, 2006
--------------------------------	---------------

QUARTER

15 (4)..... Dwyane Wade vs. CLE	Feb. 1, 2007
15 (4)..... Dwyane Wade @ HOU.....	Jan. 29, 2006

* Overtime



Glen Rice is Miami's all-time leader in free throw percentage.

RECORDS – INDIVIDUAL

3-PT. FIELD GOALS MADE

CAREER

Tim Hardaway	806
Eddie Jones	712
Glen Rice	708
Mario Chalmers	496
Voshon Lenard	473
Dan Majerle	414
Dwyane Wade	341
Jason Williams	304
Keith Askins	275
Daequan Cook	272

SEASON

225.... Damon Jones	2004-05
203.... Tim Hardaway	1996-97
189.... Tim Hardaway	2000-01
185.... Glen Rice	1994-95
183.... Voshon Lenard	1996-97

GAME

10..... Mario Chalmers @ SAC	Jan. 12, 2013
10..... Brian Shaw @ MIL	Apr. 8, 1993
9..... Ricky Davis @ WAS	Apr. 4, 2008
9..... Dan Majerle @ MIN	Jan. 11, 2000
9..... Rex Chapman vs. CHI	Feb. 23, 1996

1ST HALF

6..... LeBron James @ NO	Mar. 29, 2013
6..... Quentin Richardson vs. CHA	Mar. 20, 2010
6..... Daequan Cook @ MIL	Jan. 14, 2009
6..... Rex Chapman vs. CHI	Feb. 23, 1996
6..... Tim Hardaway @ ATL	Nov. 15, 1996
6..... Brian Shaw @ MIL	Apr. 8, 1993

2ND HALF

6..... Mike Miller vs. SA	Jan. 17, 2012
6..... Mike Bibby @ CLE	Mar. 29, 2011
6..... Ricky Davis @ WAS	Apr. 4, 2008
6..... Dan Majerle @ MIN	Jan. 11, 2000

QUARTER

6 (1).... Brian Shaw @ MIL	Apr. 8, 1993
----------------------------------	--------------

3-PT. FIELD GOAL %

CAREER (100 3-PT. FGM MIN.)

	FGM	FGA	PCT
Jason Kapono	129	263	49.0%
Jon Sundvold	108	228	47.4%
Damon Jones	225	521	43.2%
Ray Allen	139	332	41.9%
Mike Miller	169	410	41.2%
Ricky Davis	136	334	40.7%
Voshon Lenard	473	1,184	39.9%
James Jones	255	640	39.8%
Shane Battier	198	499	39.7%
Quentin Richardson	142	358	39.7%

SEASON (40 3-PT. FGM MIN.)

52.2% ...Jon Sundvold	1988-89
51.4% ...Jason Kapono	2006-07
46.3% ...Rasual Butler	2003-04
45.5% ...Walt Williams	1995-96
45.5% ...Mike Bibby	2010-11

3-PT. FIELD GOALS ATTEMPTED

CAREER

Tim Hardaway	2,263
Eddie Jones	1,870
Glen Rice	1,832
Mario Chalmers	1,339
Voshon Lenard	1,184
Dan Majerle	1,184
Dwyane Wade	1,179
Jason Williams	858
Keith Askins	774
Daequan Cook	759

SEASON

590.... Tim Hardaway	1996-97
521.... Damon Jones	2004-05
517.... Tim Hardaway	2000-01
479.... Eddie Jones	2003-04
442.... Tim Hardaway	1997-98
442.... Voshon Lenard	1996-97

GAME

15..... Brian Shaw @ MIL	Apr. 8, 1993
14..... Tim Hardaway vs. NY	Feb. 4, 2001
14..... Tim Hardaway vs. GS	Mar. 19, 1997
13..... Numerous	

(most recently: Eddie Jones vs. BOS, Jan. 20, 2004)

1ST HALF

10..... Jason Williams vs. ORL	Mar. 14, 2008
--------------------------------------	---------------

2ND HALF

10..... Daequan Cook @ ATL	Feb. 27, 2009
10..... Tim Hardaway vs. GS	Mar. 19, 1997

QUARTER

9 (1).... Brian Shaw @ MIL	Apr. 8, 1993
----------------------------------	--------------

MOST CONSECUTIVE GAMES WITH A 3-PT. FIELD GOAL MADE

Rafer Alston	49	(1/7/04-4/14/04, 1/8/10)
Tim Hardaway	33	(4/8/98-4/1/99)
Tim Hardaway	33	(12/20/97-2/26/98)
Eddie Jones	32	(1/4/02-3/9/02)
Dan Majerle	32	(11/12/99-1/18/00)
Rex Chapman	25	(1/22/96-3/12/96)
Eddie Jones	22	(1/20/03-11/14/03)
Jason Williams	21	(11/26/06-1/24/06)
Damon Jones	21	(2/5/05-3/22/05)
Dan Majerle	21	(11/8/96-12/17/96)
Glen Rice	21	(11/26/91-12/26/91)

RECORDS – INDIVIDUAL

TOTAL REBOUNDS

CAREER

Udonis Haslem.....	5,157
Alonzo Mourning.....	4,807
Rony Seikaly.....	4,544
Dwyane Wade.....	3,364
Grant Long.....	3,281
Brian Grant.....	2,654
Glen Rice.....	2,363
P.J. Brown.....	2,251
Shaquille O'Neal.....	1,856
Eddie Jones.....	1,738

SEASON

934..... Rony Seikaly.....	1991-92
846..... Rony Seikaly.....	1992-93
837..... Brian Grant.....	2002-03
776..... Lamar Odom.....	2003-04
770..... Anthony Mason.....	2000-01

GAME

34..... Rony Seikaly vs. WAS.....	Mar. 3, 1993
24..... Kevin Willis vs. MIL.....	Dec. 21, 1994
24..... Rony Seikaly vs. CLE.....	Dec. 11, 1991
22..... Isaac Austin vs. TOR.....	Nov. 22, 1997
22..... Alonzo Mourning vs. CHH.....	Jan. 19, 1996
22..... Rony Seikaly @ ORL.....	Nov. 28, 1989

1ST HALF

16..... Kevin Willis vs. BOS.....	Feb. 3, 1996
-----------------------------------	--------------

2ND HALF

19..... Rony Seikaly vs. WAS.....	Mar. 3, 1993
-----------------------------------	--------------

QUARTER

13 (2).... Isaac Austin vs. TOR.....	Nov. 22, 1997
--------------------------------------	---------------

OFFENSIVE REBOUNDS

CAREER

Alonzo Mourning.....	1,505
Rony Seikaly.....	1,474
Udonis Haslem.....	1,469
Grant Long.....	1,268
Dwyane Wade.....	876
P.J. Brown.....	805
Brian Grant.....	800
Shaquille O'Neal.....	621
Billy Thompson.....	599
Glen Rice.....	536

SEASON

307..... Rony Seikaly.....	1991-92
259..... Rony Seikaly.....	1992-93
259..... Grant Long.....	1991-92
253..... Shaquille O'Neal.....	2004-05
253..... Rony Seikaly.....	1989-90

GAME

12..... Grant Long vs. SA.....	Feb. 26, 1993
12..... Billy Thompson vs. GS.....	Apr. 4, 1990
11..... Kevin Willis @ CHH.....	Dec. 23, 1995
11..... Rony Seikaly vs. CLE.....	Dec. 11, 1991
11..... Billy Thompson vs. DAL.....	Mar. 23, 1990
11..... Billy Thompson vs. MIN.....	Nov. 29, 1989

1ST HALF

8..... Alonzo Mourning vs. IND.....	Dec. 17, 1996
8..... Rony Seikaly vs. DAL.....	Nov. 14, 1990

2ND HALF

8..... Grant Long vs. SA.....	Feb. 26, 1993
-------------------------------	---------------

QUARTER

7 (1).... Rony Seikaly vs. DAL.....	Nov. 14, 1990
-------------------------------------	---------------

DEFENSIVE REBOUNDS

CAREER

Udonis Haslem.....	3,688
Alonzo Mourning.....	3,302
Rony Seikaly.....	3,070
Dwyane Wade.....	2,488
Grant Long.....	2,013
Brian Grant.....	1,854
Glen Rice.....	1,827
Eddie Jones.....	1,474
P.J. Brown.....	1,446
LeBron James.....	1,421

SEASON

627.... Rony Seikaly.....	1991-92
616.... Lamar Odom.....	2003-04
601.... Anthony Mason.....	2000-01
596.... Brian Grant.....	2002-03
587.... Rony Seikaly.....	1992-93

GAME

26..... Rony Seikaly vs. WAS.....	Mar. 3, 1993
19..... Rony Seikaly vs. SEA.....	Jan. 29, 1992
17..... Alonzo Mourning vs. CHH.....	Jan. 19, 1996
17..... Kevin Willis vs. MIL.....	Dec. 21, 1994
17..... Rony Seikaly vs. LAC.....	Mar. 3, 1992

1ST HALF

12..... Alonzo Mourning vs. NJ.....	Jan. 8, 2000
-------------------------------------	--------------

2ND HALF

16..... Rony Seikaly vs. WAS.....	Mar. 3, 1993
-----------------------------------	--------------

QUARTER

8 (2).... Shandon Anderson vs. MIL.....	Mar. 14, 2005
8 (1).... Caron Butler @ CHI.....	Apr. 3, 2004
8 (1).... Lamar Odom vs. GS.....	Dec. 21, 2003
8 (1).... Duane Causwell vs. CHH.....	Apr. 4, 1998
8 (2).... Isaac Austin vs. TOR.....	Nov. 22, 1997
8 (1).... Rony Seikaly vs. WAS.....	Mar. 3, 1993
8 (4).... Alec Kessler vs. WAS.....	Apr. 7, 1992

RECORDS – INDIVIDUAL

ASSISTS

CAREER

Dwyane Wade	4,049
Tim Hardaway	2,867
Bimbo Coles	1,961
LeBron James	1,492
Mario Chalmers	1,321
Sherman Douglas	1,262
Eddie Jones	1,152
Kevin Edwards	1,131
Glen Rice	1,067
Anthony Carter	1,063

SEASON

695.... Tim Hardaway	1996-97
672.... Tim Hardaway	1997-98
624.... Sherman Douglas	1990-91
619.... Sherman Douglas	1989-90
589.... Dwyane Wade	2008-09

GAME

19..... Tim Hardaway @ MIL	Apr. 19, 1996
17..... Sherman Douglas @ ATL	Feb. 26, 1990
16**... LeBron James vs. SAC	Feb. 26, 2013
16..... Dwyane Wade vs. PHO	Mar. 4, 2009
16..... Dwyane Wade vs. DET	Feb. 24, 2009
16..... Tim Hardaway @ DET	Mar. 4, 1997
16..... Tim Hardaway @ DET	Mar. 30, 1996
16..... Sherman Douglas @ ORL	Feb. 2, 1991

1ST HALF

13..... Jason Williams @ MEM	Dec. 12, 2006
------------------------------------	---------------

2ND HALF

11..... Brian Shaw vs. CLE	Mar. 19, 1994
----------------------------------	---------------

QUARTER

9 (1).... Sherman Douglas @ PHO	Mar. 16, 1990
--------------------------------------	---------------

BLOCKED SHOTS

CAREER

Alonzo Mourning	1,625
Dwyane Wade	667
Rony Seikaly	610
Joel Anthony	452
Shaquille O'Neal	384
P.J. Brown	305
Eddie Jones	246
Billy Thompson	242
John Salley	233
Grant Long	226

SEASON

294.... Alonzo Mourning	1999-00
189.... Alonzo Mourning	1996-97
189.... Alonzo Mourning	1995-96
186.... Alonzo Mourning	2001-02
178.... Alonzo Mourning	2006-07

GAME

9..... Alonzo Mourning vs. NY	Nov. 28, 2005
9..... Alonzo Mourning vs. HOU	Jan. 6, 2000
9..... Alonzo Mourning vs. CHH	Dec. 18, 1999
9..... Alonzo Mourning @ CLE	Apr. 19, 1999
9..... Alonzo Mourning @ NJ	Apr. 3, 1999
9..... Alonzo Mourning vs. BOS	Dec. 6, 1995

1ST HALF

7..... Alonzo Mourning vs. CHH	Dec. 18, 1999
-------------------------------------	---------------

2ND HALF

6..... Alonzo Mourning vs. NY	Nov. 28, 2005
6..... Alonzo Mourning vs. WAS	Feb. 4, 2000
6..... Alonzo Mourning @ LAC	Dec. 6, 1999
6..... Rony Seikaly @ NJ	Nov. 7, 1989

QUARTER

6 (3).... Alonzo Mourning vs. NY	Nov. 28, 2005
6 (2).... Alonzo Mourning @ PHI	Feb. 18, 1997

MOST CONSECUTIVE GAMES WITH AT LEAST

ONE BLOCK

60..... Alonzo Mourning	3/10/99-1/8/00
-------------------------------	----------------

STEALS

CAREER

Dwyane Wade	1,183
Grant Long	666
Glen Rice	572
Kevin Edwards	560
Mario Chalmers	542
Tim Hardaway	541
Eddie Jones	515
Bimbo Coles	458
Udonis Haslem	379
LeBron James	368

SEASON

173.... Dwyane Wade	2008-09
160.... Mario Chalmers	2008-09
151.... Tim Hardaway	1996-97
146.... Dwyane Wade	2005-06
145.... Sherman Douglas	1989-90

GAME

9..... Mario Chalmers vs. PHI	Nov. 5, 2008
8..... Tim Hardaway vs. ATL	Dec. 20, 1997
7..... Dwyane Wade vs. CLE	Mar. 2, 2009
7..... Caron Butler @ DEN	Jan. 8, 2003
7..... Eddie Jones @ MIL	Feb. 15, 2002
7..... Bimbo Coles @ PHI	Feb. 25, 1994

1ST HALF

6..... Grant Long vs. PHI	Jan. 20, 1993
---------------------------------	---------------

2ND HALF

6..... Jason Williams vs. IND	Jan. 26, 2008
6..... Caron Butler @ DEN	Jan. 8, 2003

QUARTER

5 (3).... Tim Hardaway vs. ATL	Dec. 20, 1997
--------------------------------------	---------------

MOST CONSECUTIVE GAMES WITH AT LEAST

ONE STEAL

27..... Sherman Douglas	1/7/90-3/5/90
-------------------------------	---------------

** Double Overtime

RECORDS – INDIVIDUAL

TURNOVERS

CAREER

Dwyane Wade	2,309
Alonzo Mourning	1,478
Rony Seikaly	1,255
Tim Hardaway	1,003
Grant Long	943
Glen Rice	864
Kevin Edwards	784
Bimbo Coles	768
LeBron James	723
Udonis Haslem	720

SEASON

321..... Dwyane Wade	2004-05
284..... LeBron James	2010-11
272..... Dwyane Wade	2008-09
270..... Sherman Douglas	1990-91
268..... Dwyane Wade	2005-06

GAME

12..... Dwyane Wade vs. CLE	Feb. 1, 2007
11..... Kevin Edwards @ POR	Jan. 3, 1989
10..... Dwyane Wade @ CHI	Mar. 18, 2006
10..... Dwyane Wade @ IND	Nov. 9, 2005
10..... Dwyane Wade @ NJ	Feb. 28, 2004
10..... Alonzo Mourning vs. PHI	Feb. 25, 1996
10..... Rony Seikaly @ BOS	Mar. 13, 1994
10..... Sherman Douglas @ CLE	Apr. 14, 1990

1ST HALF

7..... Dwyane Wade vs. CLE	Feb. 1, 2007
7..... Dwyane Wade @ NOK	Jan. 4, 2006
7..... Alonzo Mourning vs. PHI	Feb. 25, 1996

2ND HALF

8..... Dwyane Wade vs. LAL	Feb. 10, 2008
----------------------------------	---------------

QUARTER

5 (1)..... LeBron James @ PHI	Oct. 27, 2010
5 (2)..... Lamar Odom vs. WAS	Dec. 23, 2004
5 (1)..... Jamal Mashburn vs. SAC	Nov. 29, 1999

DISQUALIFICATIONS

CAREER

Grant Long	50
Alonzo Mourning	41
Rony Seikaly	31
Brian Grant	23
P.J. Brown	22
Shaquille O'Neal	16
John Salley	16
Keith Askins	15
Eddie Jones	14
Matt Geiger	13
Udonis Haslem	13

SEASON

13..... Grant Long	1988-89
11..... Grant Long	1989-90
10..... Grant Long	1990-91
9..... P.J. Brown	1997-98
9..... Alonzo Mourning	1996-97

PERSONAL FOULS

CAREER

Alonzo Mourning	1,960
Udonis Haslem	1,786
Grant Long	1,699
Dwyane Wade	1,647
Rony Seikaly	1,546
Glen Rice	1,174
Eddie Jones	1,125
Keith Askins	1,094
Brian Grant	1,083
Bimbo Coles	1,018

SEASON

337..... Grant Long	1988-89
308..... Alonzo Mourning	1999-00
300..... Brian Grant	2002-03
300..... Grant Long	1989-90
295..... Grant Long	1990-91

GAME

6.....	Numerous
(most recently: Dwyane Wade @ OKC, Feb. 14, 2013)	

1ST HALF

5..... Matt Geiger @ LAL	Jan. 10, 1993
--------------------------------	---------------

2ND HALF

6.....	Numerous
(most recently: Mario Chalmers @ NJ, Mar. 20, 2009)	

QUARTER

6 (4)..... Stacey King vs. TOR	Mar. 8, 1996
6 (4)..... Matt Geiger @ POR	Jan. 14, 1994

ABBREVIATIONS

ATL	Atlanta Hawks
BKN	Brooklyn Nets
BOS	Boston Celtics
CHA	Charlotte Bobcats
CHH	Charlotte Hornets
CHI	Chicago Bulls
CLE	Cleveland Cavaliers
DAL	Dallas Mavericks
DEN	Denver Nuggets
DET	Detroit Pistons
GS	Golden State Warriors
HOU	Houston Rockets
IND	Indiana Pacers
LAC	Los Angeles Clippers
LAL	Los Angeles Lakers
MEM	Memphis Grizzlies
MIL	Milwaukee Bucks
MIN	Minnesota Timberwolves
NJ	New Jersey Nets
NO	New Orleans Hornets
NOK	New Orleans/Oklahoma City Hornets
NY	New York Knicks
OKC	Oklahoma City Thunder
ORL	Orlando Magic
PHI	Philadelphia 76ers
PHO	Phoenix Suns
POR	Portland Trail Blazers
SAC	Sacramento Kings
SA	San Antonio Spurs
SEA	Seattle SuperSonics
TOR	Toronto Raptors
UTA	Utah Jazz
WAS	Washington Wizards

RECORDS – HEAT

POINTS

SEASON

HIGHS

8,608.....	1991-92
8,495.....	1992-93
8,475.....	1993-94
8,436.....	2012-13
8,369.....	2010-11

LOWS

4,449^.....	1998-99
6,500~.....	2011-12
7,016.....	2002-03
7,150.....	2001-02
7,289.....	2000-01

GAME

HIGHS

141**.....	vs. Sacramento.....	Feb. 26, 2013
141.....	vs. Denver.....	Feb. 14, 1991
140***.....	vs. Utah.....	Mar. 14, 2009
135.....	vs. Phoenix.....	Mar. 4, 2009
134.....	vs. Milwaukee.....	Jan. 15, 1992
134.....	@ New Jersey.....	Feb. 6, 1991

LOWS

54.....	@ Toronto.....	Mar. 19, 2008
56.....	vs. Utah.....	Dec. 18, 2001
56.....	@ Charlotte Hornets.....	Dec. 20, 2000
62.....	@ Boston.....	Mar. 30, 2008
62.....	@ Boston.....	Apr. 2, 2003
62.....	@ Detroit.....	Feb. 17, 2003

1ST HALF

HIGH

75.....	vs. L.A. Clippers.....	Nov. 19, 1997
---------	------------------------	---------------

LOW

22.....	@ Portland.....	Dec. 6, 2002
---------	-----------------	--------------

2ND HALF

HIGH

76.....	vs. Milwaukee.....	Jan. 15, 1992
76.....	vs. Denver.....	Feb. 14, 1991

LOW

19.....	@ Orlando.....	Mar. 26, 2000
---------	----------------	---------------

1ST QUARTER

HIGH

45.....	vs. L.A. Clippers.....	Nov. 19, 1997
---------	------------------------	---------------

LOW

8.....	@ Orlando.....	Apr. 22, 1999
--------	----------------	---------------

2ND QUARTER

HIGH

43.....	vs. Washington.....	Feb. 25, 2011
---------	---------------------	---------------

LOW

7.....	@ Charlotte Hornets.....	Dec. 23, 1995
--------	--------------------------	---------------

3RD QUARTER

HIGH

47.....	@ Boston.....	Apr. 12, 1990
---------	---------------	---------------

LOW

7.....	vs. Toronto.....	Feb. 13, 1996
7.....	vs. Philadelphia.....	Jan. 20, 1993

4TH QUARTER

HIGH

48.....	@ New York.....	Mar. 2, 1989
---------	-----------------	--------------

LOW

7.....	@ Orlando.....	Mar. 26, 2000
--------	----------------	---------------

OVERTIME TOTAL

HIGH

33***.....	vs. Utah.....	Mar. 14, 2009
------------	---------------	---------------

LOW

2*.....	@ Chicago.....	Apr. 12, 2012
---------	----------------	---------------

1ST OVERTIME (Only)

HIGH

21.....	@ New York.....	Feb. 9, 2005
21.....	@ Phoenix.....	Dec. 2, 2002

LOW

2.....	@ Chicago.....	Apr. 12, 2012
--------	----------------	---------------

2ND OVERTIME (Only)

HIGH

22.....	vs. Milwaukee.....	Dec. 21, 1994
---------	--------------------	---------------

LOW

5.....	@ Boston.....	Jan. 27, 2013
--------	---------------	---------------

3RD OVERTIME (Only)

HIGH

15.....	vs. Utah.....	Mar. 14, 2009
---------	---------------	---------------

LOW

7.....	@ Atlanta.....	Jan. 5, 2012
7.....	@ Philadelphia.....	Nov. 20, 1992

MOST CONSECUTIVE POINTS

27.....	vs. New York.....	Jan. 22, 2007
---------	-------------------	---------------

MOST BENCH POINTS

75.....	vs. Denver.....	Feb. 14, 1991
---------	-----------------	---------------

RECORDS – HEAT

FIELD GOALS MADE

SEASON

HIGHS

3,383.....	1989-90
3,280.....	1990-91
3,256.....	1991-92
3,221.....	1988-89
3,197.....	1993-94

LOWS

1,616^.....	1998-99
2,446~.....	2011-12
2,688.....	2002-03
2,694.....	2000-01
2,729.....	2003-04

GAME

HIGHS

56**.....vs. Sacramento.....	Feb. 26, 2013
56.....vs. Denver.....	Feb. 14, 1991
54**.....vs. Denver.....	Mar. 10, 1989
53.....vs. Milwaukee.....	Jan. 15, 1992
53.....@ New Jersey.....	Feb. 6, 1991
53.....vs. New York.....	Feb. 23, 1990

LOWS

17.....@ Boston.....	Mar. 30, 2008
19.....@ Charlotte Hornets.....	Dec. 20, 2000
20.....@ Toronto.....	Mar. 19, 2008
22.....@ Charlotte Bobcats.....	Jan. 20, 2010
22.....@ New York.....	Dec. 30, 2003

1ST HALF

HIGH

32.....@ Phoenix.....	Dec. 10, 2007
-----------------------	---------------

LOW

7.....@ Boston.....	Mar. 30, 2008
---------------------	---------------

2ND HALF

HIGH

30.....vs. Milwaukee.....	Jan. 15, 1992
---------------------------	---------------

LOW

5.....@ Orlando.....	Mar. 26, 2000
----------------------	---------------

QUARTER

HIGH

19 (1).....@ Phoenix.....	Dec. 10, 2007
---------------------------	---------------

LOW

2 (4).....@ L.A. Clippers.....	Jan. 11, 2012
2 (4).....@ Golden State.....	Jan. 10, 2012
2 (1).....vs. Seattle.....	Nov. 7, 2006
2 (4).....vs. Toronto.....	Mar. 2, 2004
2 (4).....vs. Indiana.....	Jan. 5, 2004
2 (4).....@ Cleveland.....	Mar. 11, 2003
2 (4).....@ Orlando.....	Mar. 26, 2000
2 (4).....vs. Phoenix.....	Jan. 30, 1998
2 (4).....@ Portland.....	Jan. 13, 1998
2 (3).....vs. Philadelphia.....	Jan. 20, 1993

FIELD GOALS ATTEMPTED

SEASON

HIGHS

7,345.....	1989-90
7,139.....	1990-91
7,116.....	1988-89
7,061.....	1991-92
6,896.....	1993-94

LOWS

3,565^.....	1998-99
5,212~.....	2011-12
6,235.....	1996-97
6,258.....	2000-01
6,288.....	2006-07

GAME

HIGHS

113**.....@ New York.....	Mar. 14, 1991
112**.....vs. Denver.....	Feb. 15, 1993
111.....vs. Golden State.....	Apr. 4, 1990
109***.....@ Philadelphia.....	Nov. 20, 1992
109.....vs. Denver.....	Feb. 14, 1991

LOWS

56.....vs. Utah.....	Dec. 1, 2000
58.....@ Cleveland.....	Apr. 19, 1999
59.....@ Boston.....	Mar. 30, 2008
59.....vs. Atlanta.....	Nov. 21, 2007
59.....vs. Washington.....	Mar. 16, 1999

1ST HALF

HIGH

56.....@ Washington.....	Mar. 29, 1995
56.....@ Golden State.....	Feb. 29, 1992
56.....vs. L.A. Clippers.....	Nov. 5, 1988

LOW

27.....@ Atlanta.....	Dec. 19, 2007
-----------------------	---------------

2ND HALF

HIGH

59.....vs. Boston.....	Dec. 15, 1990
------------------------	---------------

LOW

22.....vs. New York.....	Apr. 2, 2013
--------------------------	--------------

QUARTER

HIGH

34 (4).....vs. Boston.....	Dec. 15, 1990
34 (3).....vs. Utah.....	Mar. 3, 1989

LOW

8 (4).....vs. Sacramento.....	Dec. 7, 1988
-------------------------------	--------------

^ 50-Game Season ~ 66-Game Season ** Double Overtime *** Triple Overtime

RECORDS – HEAT

FIELD GOAL %

SEASON

HIGHS

49.6%	2012-13
48.6%	2004-05
48.1%	2010-11
47.8%	2005-06
46.9%~	2011-12

LOWS

41.2%	2002-03
42.5%	2003-04
43.0%	2000-01
43.9%	2001-02
44.3%	2007-08

GAME

HIGHS

63.2%	vs. PHO (48-76).....	Jan. 27, 1997
62.4%	@ NJ (53-85).....	Feb. 6, 1991
62.4%	vs. NY (53-85).....	Feb. 23, 1990
62.2%	vs. MIN (46-74).....	Mar. 28, 2003
62.0%	vs. CHA (44-71).....	Feb. 5, 2007

LOWS

25.6%	@ TOR (20-78).....	Mar. 19, 2008
27.7%	vs. UTA (23-83).....	Dec. 18, 2001
28.3%	vs. SA (26-92).....	Feb. 1, 2003
28.8%	@ BOS (17-59).....	Mar. 30, 2008
28.9%	@ CHA (22-76).....	Jan. 20, 2010

1ST HALF

HIGH

74.4%	vs. WAS (29-39).....	Feb. 21, 1994
-------------	----------------------	---------------

LOW

22.2%	vs. UTA (10-45).....	Dec. 18, 2001
-------------	----------------------	---------------

2ND HALF

HIGH

75.0%	@ MIL (21-28).....	Nov. 17, 2004
-------------	--------------------	---------------

LOW

14.7%	@ ORL (5-34).....	Mar. 26, 2000
-------------	-------------------	---------------

1ST QUARTER

HIGH

85.7%	vs. MIL (12-14).....	Apr. 12, 1993
-------------	----------------------	---------------

LOW

10.0%	vs. SEA (2-20).....	Nov. 7, 2006
-------------	---------------------	--------------

2ND QUARTER

HIGH

84.2%	vs. BOS (16-19).....	Apr. 12, 2013
-------------	----------------------	---------------

84.2%	vs. IND (16-19).....	Jan. 18, 2007
-------------	----------------------	---------------

LOW

14.3%	vs. IND (4-28).....	Mar. 27, 2006
-------------	---------------------	---------------

14.3%	@ MIL (3-21).....	Apr. 14, 1999
-------------	-------------------	---------------

3RD QUARTER

HIGH

88.0%	@ BOS (22-25).....	Apr. 12, 1990
-------------	--------------------	---------------

LOW

10.5%	vs. TOR (2-19).....	Feb. 13, 1996
-------------	---------------------	---------------

4TH QUARTER

HIGH

85.0%	vs. MIL (17-20).....	Jan. 15, 1992
-------------	----------------------	---------------

LOW

7.7%	vs. UTA (1-13).....	Dec. 1, 2000
------------	---------------------	--------------

FREE THROW %

SEASON

HIGHS

79.0%	1991-92
78.5%	1993-94
77.5%~	2011-12
77.1%	1992-93
76.9%	2010-11

LOWS

67.2%	2004-05
68.7%	1989-90
69.0%	2006-07
70.0%	2005-06
70.2%	1988-89

GAME

HIGHS

100%	Numerous
(most recently: 10-10, vs. Milwaukee, Apr. 9, 2013)	

LOWS

23.1%	@ LAL (3-13).....	Apr. 5, 1991
-------------	-------------------	--------------

30.8%	@ IND (4-13).....	Nov. 2, 2007
-------------	-------------------	--------------

37.0%	@ CHA (10-27).....	Feb. 11, 2005
-------------	--------------------	---------------

40.0%	vs. MIN (4-10).....	Feb. 18, 2009
-------------	---------------------	---------------

40.0%	vs. WAS (10-25).....	Mar. 11, 2007
-------------	----------------------	---------------

40.0%	vs. TOR (10-25).....	Feb. 27, 2006
-------------	----------------------	---------------

40.0%	vs. MEM (6-15).....	Dec. 28, 2001
-------------	---------------------	---------------

~ 66-Game Season

RECORDS – HEAT

FREE THROWS MADE SEASON

HIGHS

1,908.....	1992-93
1,839.....	1991-92
1,760.....	2010-11
1,744.....	1993-94
1,658.....	2004-05

LOWS

928 [^]	1998-99
1,236.....	2001-02
1,238.....	2011-12
1,292.....	2002-03
1,345.....	1999-00

GAME

HIGHS

47.....@ Dallas.....	Dec. 8, 1992
44.....@ Orlando.....	Jan. 22, 1993
42*.....@ Atlanta.....	Dec. 19, 2007
42.....@ Utah.....	Jan. 13, 2007
42.....vs. Utah.....	Mar. 14, 2006

LOWS

2.....vs. Seattle.....	Nov. 9, 2002
3.....@ Utah.....	Mar. 3, 1999
3.....@ L.A. Lakers.....	Apr. 5, 1991
4.....vs. Atlanta.....	Dec. 12, 2008
4.....@ Indiana.....	Nov. 2, 2007
4.....@ Boston.....	Apr. 2, 2003
4.....@ Washington.....	Apr. 4, 2001
4.....@ Indiana.....	Feb. 19, 1995
4.....vs. L.A. Lakers.....	Dec. 13, 1989

1ST HALF

HIGH

24.....vs. New York.....	Mar. 22, 1989
--------------------------	---------------

LOW

0.....	Numerous
(most recently: vs. Philadelphia, Apr. 6, 2013)	

2ND HALF

HIGH

29.....@ Dallas.....	Dec. 8, 1992
----------------------	--------------

LOW

0.....	Numerous
(most recently: @ Orlando, Mar. 13, 2012)	

QUARTER

HIGH

18 (4).....@ Houston.....	Dec. 29, 2010
18 (4).....vs. Utah.....	Nov. 9, 2010
18 (4).....@ New Jersey.....	Nov. 10, 2006
18 (3).....vs. Utah.....	Mar. 14, 2006
18 (2).....vs. New York.....	Mar. 22, 1989

LOW

0.....	Numerous
(most recently: vs. Philadelphia, 2nd Q, Apr. 6, 2013)	

FREE THROWS ATTEMPTED SEASON

HIGHS

2,476.....	1992-93
2,466.....	2004-05
2,329.....	1991-92
2,310.....	2005-06
2,307.....	1990-91

LOWS

1,262 [^]	1998-99
1,598.....	2011-12
1,689.....	2002-03
1,708.....	2001-02
1,827.....	1999-00

GAME

HIGHS

61.....@ Dallas.....	Dec. 8, 1992
53**.....@ Boston.....	Dec. 4, 1995
52.....@ Orlando.....	Jan. 22, 1993
52**.....vs. Indiana.....	Jan. 15, 1989
51.....@ Milwaukee.....	Nov. 17, 2004

LOWS

4.....vs. Seattle.....	Nov. 9, 2002
5.....@ Boston.....	Apr. 2, 2003
5.....@ Washington.....	Apr. 4, 2001
6.....@ Toronto.....	Apr. 14, 2008
6.....vs. Orlando.....	Mar. 14, 2008
6.....vs. Utah.....	Dec. 22, 1999
6.....@ Utah.....	Mar. 23, 1999

1ST HALF

HIGH

32.....vs. New York.....	Mar. 22, 1989
--------------------------	---------------

LOW

0.....vs. Philadelphia.....	Apr. 6, 2013
0.....@ Toronto.....	Mar. 19, 2008
0.....@ Boston.....	Apr. 2, 2003
0.....vs. Cleveland.....	Mar. 10, 1996

2ND HALF

HIGH

39.....@ Milwaukee.....	Nov. 17, 2004
-------------------------	---------------

LOW

0.....@ Orlando.....	Mar. 13, 2012
0.....@ Utah.....	Mar. 23, 1999

QUARTER

HIGH

25 (4).....vs. Utah.....	Nov. 9, 2010
25 (4).....vs. Sacramento.....	Mar. 6, 2004

LOW

0.....	Numerous
(most recently: vs. Philadelphia, 2nd Q, Apr. 6, 2013)	

[^] 50-Game Season ~ 66-Game Season * Overtime ** Double Overtime

RECORDS – HEAT

3-PT. FIELD GOALS MADE

SEASON

HIGHS

717.....	2012-13
678.....	1996-97
582.....	2008-09
552.....	1995-96
548.....	1997-98

LOWS

88.....	1989-90
97.....	1988-89
140.....	1990-91
257.....	1991-92
289^.....	1998-99

GAME

HIGHS

19.....@ Washington	Apr. 4, 2008
17.....@ Washington	Apr. 10, 2013
17.....@ Sacramento	Jan. 12, 2013
17.....vs. Philadelphia	Feb. 15, 1997
16.....vs. San Antonio.....	Jan. 17, 2012
16.....vs. Toronto.....	Jan. 22, 2011

LOWS

0.....	Numerous
(most recently: vs. Atlanta, Mar. 7, 2012)	

1ST HALF

HIGH

11.....vs. Chicago	Feb. 23, 1996
--------------------------	---------------

LOW

0.....	Numerous
(most recently: @ Toronto, Feb. 3, 2013)	

2ND HALF

HIGH

12.....vs. San Antonio.....	Jan. 17, 2012
-----------------------------	---------------

LOW

0.....	Numerous
(most recently: vs. Charlotte, Feb. 4, 2013)	

QUARTER

HIGH

8 (4).....@ Washington	Apr. 4, 2009
------------------------------	--------------

LOW

0.....	Numerous
(most recently: @ Cleveland, 4th Q, Apr. 15, 2013)	

3-PT. FIELD GOALS ATTEMPTED

SEASON

HIGHS

1,865.....	1996-97
1,809.....	2012-13
1,631.....	2008-09
1,544.....	1997-98
1,539.....	2006-07

LOWS

298.....	1988-89
300.....	1989-90
464.....	1990-91
751.....	1991-92
804^.....	1998-99

GAME

HIGHS

41.....@ Washington	Apr. 10, 2013
37.....@ Sacramento	Jan. 12, 2013
37.....vs. Atlanta.....	Apr. 16, 2008
36.....vs. L.A. Lakers.....	Mar. 21, 1997
35.....vs. Milwaukee	Apr. 9, 2013
35.....vs. Dallas	Dec. 4, 1996

LOWS

0.....	Numerous
(most recently: vs. Charlotte Hornets, Feb. 16, 1991)	

1ST HALF

HIGH

22.....@ Cha. Bobcats	Apr. 5, 2013
-----------------------------	--------------

LOW

0.....	Numerous
(most recently: @ Indiana, Dec. 31, 2001)	

2ND HALF

HIGH

22.....vs. Milwaukee	Apr. 9, 2013
----------------------------	--------------

LOW

0.....	Numerous
(most recently: vs. Toronto, Nov. 13, 2010)	

QUARTER

HIGH

15 (2).....vs. Dallas	Dec. 20, 2010
-----------------------------	---------------

LOW

0.....	Numerous
(most recently: vs. Cha. Bobcats, 1st Q, Feb. 4, 2013)	

^ 50-Game Season * Overtime

RECORDS – HEAT

3-PT. FIELD GOAL %

SEASON

HIGHS

39.6%	2012-13
37.9%	1995-96
37.7%	2004-05
37.1%	1999-00
37.0%	2010-11

LOWS

29.3%	1989-90
30.2%	1990-91
31.6%	2002-03
32.6%	1988-89
33.8%	1993-94

GAME

HIGHS

100.0%	Numerous
(most recently: 3-3, vs. Toronto, Oct. 31, 2001)	

LOWS

0.0%	Numerous
(most recently: 0-10, vs. Atlanta, Mar. 7, 2012)	

DOUBLE-DOUBLES

SEASON

HIGHS

105	1995-96
96	1996-97
94	1990-91
93	1997-98
88	1991-92

LOWS

43~	2011-12
44^	1998-99
50	2002-03
53	2007-08
57	2012-13

REBOUND MARGIN

GAME

HIGHS

+29 (54-25)	@ Cleveland	Jan. 29, 1994
+29 (59-30)	vs. Washington	Mar. 3, 1993
+28 (56-28)	vs. Cha. Bobcats	Nov. 12, 2005
+28 (58-30)	vs. Boston	Dec. 27, 2002
+27 (52-25)	@ Detroit	Jan. 29, 2010
+27 (69-42)	vs. Denver	Feb. 14, 1991

LOWS

-29 (53-24)	vs. Minnesota	Dec. 18, 2012
-29 (59-30)	vs. Utah	Dec. 18, 2001
-28 (63-35)	@ Boston	Jan. 24, 1990
-27 (55-28)	@ Portland	Nov. 26, 2008
-27 (69-42)	@ New York	Mar. 26, 2008

TOTAL REBOUNDS

SEASON

HIGHS

3,642	1993-94
3,555	1989-90
3,553	1991-92
3,540	1999-00
3,534	1990-91

LOWS

2,015^	1998-99
2,746~	2011-12
3,085	2007-08
3,166	2012-13
3,239	2008-09

GAME

HIGHS

69	vs. Denver	Feb. 14, 1991
66**	vs. Detroit	Nov. 2, 1999
66	vs. Dallas	Nov. 14, 1990
64	@ Denver	Dec. 27, 1990
63	vs. L.A. Clippers	Feb. 15, 2000

LOWS

23	@ Utah	Jan. 14, 2013
23	@ Boston	Apr. 12, 1990
24	vs. Minnesota	Dec. 18, 2012
24	vs. Minnesota	Feb. 18, 2009
25	@ Indiana	Feb. 1, 2013
25	@ Washington	Apr. 4, 2008

1ST HALF

HIGH

37	@ Denver	Dec. 27, 1990
----	----------	---------------

LOW

9	@ Toronto	Mar. 19, 2008
---	-----------	---------------

2ND HALF

HIGH

35	@ Indiana	Nov. 2, 2007
35	vs. Washington	Mar. 3, 1993

LOW

8	@ Denver	Jan. 8, 2003
---	----------	--------------

QUARTER

HIGH

27 (4)	@ New Jersey	Nov. 7, 1989
--------	--------------	--------------

LOW

2 (2)	@ Atlanta	Feb. 20, 2013
2 (2)	@ Utah	Jan. 14, 2013
2 (3)	@ Toronto	Mar. 30, 2012
2 (3)	vs. Minnesota	Feb. 18, 2009

^ 50-Game Season ~ 66-Game Season ** Double Overtime

RECORDS – HEAT

OFFENSIVE REBOUNDS

SEASON

HIGHS

1,309.....	1988-89
1,242.....	1989-90
1,235.....	1993-94
1,232.....	1990-91
1,187.....	1991-92

LOWS

503^.....	1998-99
676.....	2012-13
686~.....	2011-12
743.....	2007-08
790.....	2010-11

GAME

HIGHS

31.....	vs. Golden State.....	Apr. 4, 1990
31.....	vs. Philadelphia.....	Nov. 22, 1989
28.....	vs. Boston.....	Dec. 15, 1990
27.....	@ Golden State.....	Jan. 12, 1994
27.....	vs. Denver.....	Dec. 9, 1988

LOWS

1.....	@ Portland.....	Jan. 18, 2001
2.....	@ Toronto.....	Mar. 17, 2013
2.....	vs. Atlanta.....	Dec. 10, 2012
2.....	vs. New Orleans.....	Dec. 8, 2012
2.....	@ Boston.....	Feb. 7, 2007
2.....	vs. Utah.....	Feb. 17, 2004

1ST HALF

HIGH

19.....	vs. Sacramento.....	Dec. 26, 1993
19.....	vs. Golden State.....	Apr. 4, 1990

LOW

0.....	Numerous
(most recently: vs. New Orleans, Dec. 8, 2012)	

2ND HALF

HIGH

19.....	vs. Denver.....	Dec. 9, 1988
---------	-----------------	--------------

LOW

0.....	Numerous
(most recently: @ San Antonio, Mar. 31, 2013)	

QUARTER

HIGH

14 (4).....	vs. Boston.....	Dec. 15, 1990
-------------	-----------------	---------------

LOW

0.....	Numerous
(most recently: vs. Orlando, 3rd Q, Apr. 17, 2013)	

DEFENSIVE REBOUNDS

SEASON

HIGHS

2,675.....	2005-06
2,666.....	2010-11
2,639.....	2004-05
2,619.....	1999-00
2,553.....	2009-10

LOWS

1,512^.....	1998-99
2,060~.....	2011-12
2,211.....	1988-89
2,272.....	1994-95
2,302.....	1990-91

GAME

HIGHS

50.....	vs. Denver.....	Feb. 14, 1991
47.....	vs. Minnesota.....	Dec. 28, 1999
46.....	vs. Cleveland.....	Feb. 2, 2006
46.....	@ Boston.....	Jan. 4, 2002
46.....	vs. Dallas.....	Nov. 14, 1990

LOWS

14.....	vs. Houston.....	Nov. 11, 1988
16.....	@ Charlotte Bobcats.....	Nov. 1, 2008
16*.....	@ Seattle.....	Jan. 2, 1992
16.....	@ Golden State.....	Apr. 3, 1991
16.....	@ Boston.....	Apr. 12, 1990
16.....	vs. Minnesota.....	Nov. 29, 1989

1ST HALF

HIGH

28.....	vs. Charlotte Bobcats.....	Nov. 12, 2005
---------	----------------------------	---------------

LOW

4.....	@ San Antonio.....	Nov. 9, 1988
--------	--------------------	--------------

2ND HALF

HIGH

28.....	vs. Boston.....	Dec. 27, 2002
---------	-----------------	---------------

LOW

5.....	vs. New Orleans.....	Mar. 14, 2003
5.....	vs. Philadelphia.....	Mar. 19, 2002

QUARTER

HIGH

17 (2).....	@ Philadelphia.....	Mar. 16, 2012
-------------	---------------------	---------------

LOW

1.....	Numerous
(most recently: @ Utah, 2nd Q, Jan. 14, 2013)	

^ 50-Game Season ~ 66-Game Season * Overtime

RECORDS – HEAT

ASSISTS SEASON HIGHS

1,958.....	1988-89
1,957.....	1989-90
1,931.....	1999-00
1,904.....	1990-91
1,856.....	1993-94

LOWS

1,019^.....	1998-99
1,317~.....	2011-12
1,501.....	2002-03
1,548.....	2009-10
1,565.....	2003-04

GAME

HIGHS

39.....	vs. Philadelphia.....	Feb. 15, 1997
38.....	@ Minnesota.....	Jan. 11, 2000
37.....	vs. L.A. Clippers.....	Dec. 29, 1994
36.....	@ Golden State.....	Jan. 12, 2007
36.....	@ Philadelphia.....	Feb. 25, 1994
36***.....	@ Philadelphia.....	Nov. 20, 1992
36**.....	vs. Denver.....	Mar. 10, 1989

LOWS

8.....	@ San Antonio.....	Nov. 4, 2003
9.....	vs. Milwaukee.....	Jan. 22, 2012
9.....	vs. Milwaukee.....	Feb. 27, 2010
9.....	vs. Cleveland.....	Feb. 1, 2007
9.....	vs. Indiana.....	Mar. 27, 2006

1ST HALF

HIGH

23.....	vs. Seattle.....	Feb. 25, 2006
---------	------------------	---------------

LOW

2.....	@ San Antonio.....	Feb. 19, 1994
--------	--------------------	---------------

2ND HALF

HIGH

22.....	vs. L.A. Clippers.....	Dec. 29, 1994
---------	------------------------	---------------

LOW

2.....	Numerous
(most recently: @ Indiana, Feb. 14, 2012)		

QUARTER

HIGH

14 (1).....	vs. Philadelphia.....	Jan. 20, 1993
-------------	-----------------------	---------------

LOW

0.....	Numerous
(most recently: @ Washington, 2nd Q, Apr. 26, 2012)		

BLOCKED SHOTS SEASON HIGHS

524.....	1999-00
474.....	2004-05
457.....	2009-10
451.....	2008-09
448.....	2001-02

LOWS

298.....	1994-95
304.....	2000-01
304^.....	1998-99
313.....	2003-04
324.....	2002-03

GAME

HIGHS

15.....	vs. Charlotte Hornets.....	Dec. 18, 1999
15.....	vs. Cleveland.....	Apr. 19, 1999
15.....	@ New Jersey.....	Apr. 8, 1990
14.....	vs. Minnesota.....	Dec. 18, 2012
14.....	vs. Portland.....	Feb. 13, 2007
14.....	vs. Golden State.....	Nov. 22, 1995
14**.....	@ New Jersey.....	Dec. 13, 1993

LOW

0.....	Numerous
(most recently: @ New Orleans, Jan. 11, 2008)		

1ST HALF

HIGH

10.....	vs. Charlotte Hornets.....	Dec. 18, 1999
---------	----------------------------	---------------

LOW

0.....	Numerous
(most recently: @ Philadelphia, Feb. 23, 2013)		

2ND HALF

HIGH

9.....	@ Utah.....	Dec. 3, 2008
9.....	vs. New Jersey.....	Feb. 15, 1999
9.....	vs. Houston.....	Mar. 29, 1998

LOW

0.....	Numerous
(most recently: vs. Milwaukee, Apr. 9, 2013)		

QUARTER

HIGH

7 (3).....	vs. Indiana.....	Nov. 22, 2008
------------	------------------	---------------

LOW

0.....	Numerous
(most recently: vs. Chicago, 2nd Q, Apr. 14, 2013)		

^ 50-Game Season ~ 66-Game Season ** Double Overtime *** Triple Overtime

RECORDS – HEAT

STEALS

SEASON

HIGHS

756.....	1990-91
744.....	1988-89
736.....	1989-90
710.....	2012-13
670.....	1991-92

LOWS

327 [^]	1998-99
522.....	2005-06
528.....	2004-05
544.....	2010-11
547.....	2001-02

GAME

HIGHS

20.....	vs. Philadelphia.....	Feb. 5, 1994
19.....	vs. San Antonio.....	Dec. 26, 1988
18.....	vs. Philadelphia.....	Nov. 5, 2008
18.....	@ Atlanta.....	Jan. 1, 2003
18.....	@ Atlanta.....	Nov. 28, 1992

LOWS

0.....	vs. Washington.....	Dec. 13, 2007
1.....	@ Orlando.....	Feb. 28, 2010
1.....	@ L.A. Lakers.....	Jan. 16, 2006
1.....	vs. Golden State.....	Feb. 7, 2005
1.....	vs. Boston.....	Jan. 20, 2004
1.....	@ New York.....	Nov. 29, 2000
1.....	vs. Seattle.....	Mar. 2, 2000
1.....	@ Utah.....	Jan. 8, 1996
1.....	vs. Detroit.....	Apr. 23, 1995

1ST HALF

HIGH

13.....	@ L.A. Lakers.....	Jan. 17, 2013
---------	--------------------	---------------

LOW

0.....	Numerous
(most recently: vs. Washington, Apr. 21, 2012)	

2ND HALF

HIGH

13.....	@ L.A. Lakers.....	Apr. 16, 1989
---------	--------------------	---------------

LOW

0.....	Numerous
(most recently: @ Houston, Nov. 12, 2012)	

QUARTER

HIGH

9 (2).....	vs. Philadelphia.....	Nov. 5, 2008
------------	-----------------------	--------------

LOW

0.....	Numerous
(most recently: @ Cleveland, 4th Q, Apr. 15, 2013)	

TURNOVERS

SEASON

HIGHS

1,728.....	1988-89
1,557.....	1989-90
1,551.....	1990-91
1,394.....	1995-96
1,377.....	1991-92

LOWS

774 [^]	1998-99
1,002.....	2011-12
1,026.....	2008-09
1,079.....	2009-10
1,122.....	2000-01

GAME

HIGHS

35.....	@ Atlanta.....	Mar. 11, 1989
35.....	@ San Antonio.....	Jan. 23, 1989
35.....	@ Seattle.....	Dec. 29, 1988
30.....	@ Denver.....	Feb. 9, 1989
30.....	@ Golden State.....	Jan. 4, 1989

LOWS

4.....	vs. Orlando.....	Jan. 24, 2009
5.....	@ Orlando.....	Feb. 22, 2009
5.....	@ Orlando.....	Jan. 30, 2008
5.....	vs. Washington.....	Mar. 11, 2007
5.....	vs. Detroit.....	Feb. 12, 2006
5.....	@ L.A. Clippers.....	Jan. 16, 2004
5.....	vs. Sacramento.....	Mar. 14, 2001
5.....	vs. Washington.....	Dec. 29, 2000

1ST HALF

HIGH

24.....	@ Denver.....	Feb. 9, 1989
---------	---------------	--------------

LOW

1.....	Numerous
(most recently: @ Boston, Mar. 18, 2009)	

2ND HALF

HIGH

18.....	@ San Antonio.....	Jan. 23, 1989
---------	--------------------	---------------

LOW

1.....	Numerous
(most recently: @ Orlando, Dec. 31, 2012)	

QUARTER

HIGH

15 (4).....	@ Chicago.....	Dec. 10, 1988
-------------	----------------	---------------

LOW

0.....	Numerous
(most recently: @ San Antonio, 1st Q, Mar. 31, 2013)	

[^] 50-Game Season ~ 66-Game Season

RECORDS – HEAT

PERSONAL FOULS

SEASON

HIGHS

2,158.....	1995-96
2,124.....	1988-89
2,123.....	1989-90
2,080.....	1990-91
2,024.....	1993-94

LOWS

1,035^.....	1998-99
1,282~.....	2011-12
1,533.....	2012-13
1,670.....	2007-08
1,674.....	2010-11

GAME

HIGHS

39*.....	@ Cleveland	Mar. 18, 2000
39**.....	vs. Detroit	Nov. 2, 1999
38.....	@ Utah	Jan. 8, 1996
38.....	@ Phoenix	Nov. 6, 1994
37*.....	@ Golden State	Dec. 1, 2008
37.....	@ L.A. Lakers	Jan. 17, 1998
37.....	@ Seattle	Mar. 16, 1995
37**.....	@ New York	Mar. 14, 1991
37.....	@ Houston	Nov. 17, 1988

LOWS

9.....	vs. Philadelphia	Mar. 8, 2013
9.....	vs. Washington	Dec. 23, 2003
10.....	@ Philadelphia	Mar. 13, 2013
10.....	@ Philadelphia	Feb. 23, 2013
10.....	@ New Orleans	Jan. 11, 2008
10.....	vs. Sacramento	Mar. 4, 2005

1ST HALF

HIGH

21.....	@ L.A. Lakers	Nov. 16, 2003
---------	---------------	---------------

LOW

2.....	@ Atlanta	Mar. 15, 2013
2.....	vs. Atlanta	Mar. 7, 2012

2ND HALF

HIGH

26.....	@ Phoenix	Mar. 22, 1994
---------	-----------	---------------

LOW

2.....	vs. Philadelphia	Mar. 8, 2013
2.....	vs. Washington	Dec. 23, 2003

QUARTER

HIGH

15 (4).....	@ L.A. Lakers	Jan. 17, 1998
-------------	---------------	---------------

LOW

0.....	Numerous	
(most recently: vs. Milwaukee, 1st Q, Mar. 15, 2013)		

DISQUALIFICATIONS

SEASON

HIGHS

38.....	1988-89
37.....	1992-93
36.....	1996-97
32.....	1995-96
31.....	1989-90

LOWS

2.....	2010-11
3~.....	2011-12
5.....	2012-13
6^.....	1998-99
7.....	2009-10

GAME

HIGHS

4**.....	@ New York	Mar. 14, 1991
3*.....	@ Atlanta	Nov. 29, 2002
3.....	@ Utah	Jan. 28, 2002
3*.....	vs. Detroit	Nov. 2, 1999
3.....	@ New York	Dec. 12, 1994
3.....	@ Phoenix	Nov. 6, 1994
3*.....	@ Phoenix	Mar. 22, 1994
3.....	@ Utah	Mar. 17, 1989

LOW

0.....	Numerous	
(most recently: vs. Orlando, Apr. 17, 2013)		

TECHNICAL FOULS

SEASON

HIGHS

125.....	1994-95
117.....	2001-02
117.....	1995-96
113.....	2006-07
100.....	2005-06

LOWS

26^.....	1998-99
39.....	2012-13
42.....	1991-92
44.....	1999-00
44.....	1990-91

OPPONENT RECORDS – INDIVIDUAL

MINUTES PLAYED

GAME

55**	Derrick Rose vs. CHI	Mar. 9, 2009
54***	Mehmet Okur vs. UTA	Mar. 14, 2009
54**	John Salmons vs. CHI	Mar. 9, 2009
54**	Keith Van Horn vs. MIL	Nov. 14, 2004
53*	Joe Johnson @ ATL	Dec. 19, 2007
53*	Allen Iverson @ PHI	Apr. 14, 2005
53**	Elton Brand @ LAC	Jan. 14, 2005
53**	Steve Francis vs. HOU	Apr. 9, 2002
53**	Mitch Richmond @ SAC	Nov. 22, 1996
53**	John Stockton @ UTA	Jan. 12, 1993

NON-OVERTIME GAME

48	Dwight Howard @ ORL	Feb. 3, 2011
48	Mo Williams @ MIL	Jan. 9, 2008
48	Allen Iverson vs. PHI	Nov. 18, 2005
48	Rafer Alston @ TOR	Dec. 12, 2004
48	Allen Iverson @ PHI	Mar. 20, 2002
48	Gary Payton @ SEA	Dec. 11, 1999
48	Kerry Kittles vs. NJ	Apr. 18, 1997
48	Glen Rice @ CHH	Mar. 9, 1997
48	Walt Williams @ TOR	Jan. 23, 1997
48	Detlef Schrempf vs. IND	Mar. 7, 1993
48	Dennis Rodman vs. DET	Jan. 5, 1993

POINTS

GAME

53	Willie Burton @ PHI	Dec. 13, 1994
52	Jamal Crawford @ NY	Jan. 26, 2007
51	Vince Carter vs. NJ	Dec. 23, 2005
51**	Alex English vs. DEN	Mar. 10, 1989
50	Carmelo Anthony vs. NY	Apr. 2, 2013
50	Michael Jordan vs. CHI	Nov. 6, 1996

1ST HALF

32	Tracy McGrady vs. ORL	Mar. 23, 2003
32	Lafayette Lever @ DEN	Feb. 9, 1989

2ND HALF

37	Vince Carter vs. NJ	Dec. 23, 2005
----	---------------------	---------------

1st QUARTER

21	Tracy McGrady vs. ORL	Mar. 23, 2003
----	-----------------------	---------------

2nd QUARTER

20	LeBron James vs. CLE	Jan. 25, 2010
20	Eddie House vs. BOS	Jan. 21, 2009
20	Jamal Crawford @ NY	Jan. 26, 2007

3RD QUARTER

23	Jamal Crawford @ NY	Jan. 26, 2007
----	---------------------	---------------

4TH QUARTER

22	Kevin Durant @ OKC	Feb. 14, 2013
----	--------------------	---------------

OVERTIME TOTAL

18**	Grant Hill vs. DET	Nov. 2, 1999
------	--------------------	--------------

1ST OVERTIME (Only)

10	Carlos Arroyo vs. UTA	Nov. 19, 2004
10	Jason Williams @ MEM	Feb. 28, 2003

2ND OVERTIME (Only)

9	Grant Hill vs. DET	Nov. 2, 1999
---	--------------------	--------------

3RD OVERTIME (Only)

2	Numerous (most recently: Carlos Boozer & Ronnie Brewer vs. UTA, Mar. 14, 2009)	
---	--	--

FIELD GOALS MADE

GAME

24**	Alex English vs. DEN	Mar. 10, 1989
20	Jamal Crawford @ NY	Jan. 26, 2007
20	Michael Jordan @ CHI	Apr. 1, 1990
19	Paul Millsap vs. UTA	Nov. 9, 2010
18	Carmelo Anthony vs. NY	Apr. 2, 2013
18	Michael Jordan vs. CHI	Nov. 6, 1996

1ST HALF

13	Tracy McGrady vs. ORL	Mar. 23, 2003
----	-----------------------	---------------

2ND HALF

13	Paul Millsap vs. UTA	Nov. 9, 2010
----	----------------------	--------------

QUARTER

9 (3)	Jamal Crawford @ NY	Jan. 26, 2007
9 (1)	Glenn Robinson @ MIL	Feb. 15, 2002
9 (3)	Jeff Malone vs. WAS	Jan. 11, 1990
9 (3)	Bernard King @ WAS	Jan. 12, 1989

FIELD GOALS ATTEMPTED

GAME

39	Hakeem Olajuwon @ HOU	Mar. 9, 1993
37	Jamal Crawford @ NY	Jan. 26, 2007
37	Tracy McGrady @ HOU	Jan. 29, 2006
35**	Grant Hill vs. DET	Nov. 2, 1999
35**	Alex English vs. DEN	Mar. 10, 1989

1ST HALF

23	Tracy McGrady vs. ORL	Mar. 23, 2003
----	-----------------------	---------------

2ND HALF

24	Tracy McGrady @ HOU	Jan. 29, 2006
----	---------------------	---------------

QUARTER

13 (3)	Isaiah Thomas @ SAC	Jan. 12, 2013
13 (3)	Jamal Crawford @ NY	Jan. 26, 2007
13 (4)	Tracy McGrady @ HOU	Jan. 29, 2006
13 (1)	Tracy McGrady vs. ORL	Mar. 23, 2003
13 (1)	Michael Jordan @ CHI	Mar. 10, 1998
13 (1)	Shaquille O'Neal @ ORL	Dec. 27, 1994

FREE THROWS MADE

GAME

24	LeBron James vs. CLE	Mar. 12, 2006
24	Willie Burton @ PHI	Dec. 13, 1994
23	Vince Carter vs. NJ	Dec. 23, 2005
21	Michael Jordan vs. CHI	Dec. 30, 1992
18	Allen Iverson @ PHI	Jan. 24, 2005
18	Karl Malone @ UTA	Jan. 12, 1993

1ST HALF

12	LeBron James @ CLE	Feb. 4, 2010
----	--------------------	--------------

2ND HALF

20	Michael Jordan vs. CHI	Dec. 30, 1992
----	------------------------	---------------

QUARTER

16 (4)	Vince Carter vs. NJ	Dec. 23, 2005
--------	---------------------	---------------

* Overtime ** Double Overtime *** Triple Overtime

OPPONENT RECORDS – INDIVIDUAL

FREE THROWS ATTEMPTED

GAME

28.....	LeBron James vs. CLE	Mar. 12, 2006
28.....	Karl Malone @ UTA	Jan. 8, 1996
28.....	Willie Burton @ PHI	Dec. 13, 1994
24.....	Vince Carter vs. NJ	Dec. 23, 2005
24.....	Karl Malone @ UTA	Jan. 12, 1993
24.....	Michael Jordan vs. CHI	Dec. 30, 1992

1ST HALF

15.....	LeBron James @ CLE	Feb. 4, 2010
---------	--------------------------	--------------

2ND HALF

23.....	Michael Jordan vs. CHI	Dec. 30, 1992
---------	------------------------------	---------------

QUARTER

16 (4) ..	Vince Carter vs. NJ	Dec. 23, 2005
16 (4) ..	Michael Jordan vs. CHI	Dec. 30, 1992

3-PT. FIELD GOALS MADE

GAME

8**.....	Marcus Thornton vs. SAC ...	Feb. 26, 2013
8.....	J.R. Smith @ DEN	Jan. 13, 2011
8**.....	Ben Gordon vs. CHI	Mar. 9, 2009
8*.....	J.R. Smith vs. DEN	Feb. 12, 2008
8.....	Jamal Crawford @ NY	Jan. 26, 2007
8.....	Rex Chapman vs. WAS	Nov. 12, 1994

1ST HALF

7.....	J.R. Smith @ DEN	Dec. 8, 2006
--------	------------------------	--------------

7.....	John Starks @ NY	Nov. 22, 1993
--------	------------------------	---------------

2ND HALF

6.....	Ben Gordon vs. CHI	Mar. 9, 2009
--------	--------------------------	--------------

QUARTER

6 (2)....	Eddie House vs. BOS	Jan. 21, 2009
-----------	---------------------------	---------------

3-PT. FIELD GOALS ATTEMPTED

GAME

15.....	Tracy McGrady @ HOU	Jan. 29, 2006
14.....	(most recently: J.R. Smith @ NY, Mar. 3, 2013)	

1ST HALF

10.....	Klay Thompson vs. GS	Dec. 12, 2012
---------	----------------------------	---------------

10.....	Vernon Maxwell @ HOU	Jan. 11, 1995
---------	----------------------------	---------------

2ND HALF

10.....	J.R. Smith @ NY	Mar. 3, 2013
---------	-----------------------	--------------

10.....	Nick Anderson @ SAC	Dec. 10, 1999
---------	---------------------------	---------------

QUARTER

9 (4)....	J.R. Smith @ DEN	Jan. 13, 2011
-----------	------------------------	---------------

TOTAL REBOUNDS

GAME

29*.....	Nikola Vucevic @ ORL	Dec. 31, 2012
27*.....	Andrew Bogut @ MIL	Jan. 7, 2011
26.....	Dennis Rodman @ SA	Feb. 19, 1994
26.....	Patrick Ewing @ NY	Dec. 19, 1992
25.....	(most recently: Dwight Howard @ ORL, Mar. 13, 2012)	

1ST HALF

16.....	Nikola Vucevic @ ORL	Dec. 31, 2012
---------	----------------------------	---------------

16.....	Dennis Rodman @ SA	Feb. 19, 1994
---------	--------------------------	---------------

2ND HALF

15.....	Carlos Boozer vs. CHI	Apr. 14, 2013
---------	-----------------------------	---------------

15.....	Greg Oden @ POR	Dec. 1, 2009
---------	-----------------------	--------------

QUARTER

12 (3) ..	P.J. Brown vs. NO	Mar. 14, 2003
-----------	-------------------------	---------------

12 (4) ..	Dennis Rodman @ SA	Jan. 12, 1995
-----------	--------------------------	---------------

OFFENSIVE REBOUNDS

GAME

12*.....	Jayson Williams @ NJ	Dec. 20, 1995
11.....	Kenneth Faried @ DEN	Nov. 15, 2012
11*.....	Nikola Vucevic @ ORL	Dec. 31, 2012
11.....	Greg Oden @ POR	Dec. 1, 2009
11.....	Kevin Willis vs. ATL	Dec. 14, 1991

1ST HALF

8.....	Kenneth Faried @ DEN	Nov. 15, 2012
--------	----------------------------	---------------

8.....	Charles Oakley vs. NY	Jan. 18, 1991
--------	-----------------------------	---------------

2ND HALF

8.....	Greg Oden @ POR	Dec. 1, 2009
--------	-----------------------	--------------

8.....	Jayson Williams @ NJ	Feb. 28, 1995
--------	----------------------------	---------------

8.....	Dennis Rodman vs. DET	Feb. 17, 1993
--------	-----------------------------	---------------

8.....	Larry Stewart @ WAS	Jan. 2, 1993
--------	---------------------------	--------------

QUARTER

7 (4)....	Terry Cummings vs. MIL	Jan. 13, 1989
-----------	------------------------------	---------------

DEFENSIVE REBOUNDS

GAME

23.....	Tim Duncan vs. SA	Feb. 1, 2003
22.....	Patrick Ewing @ NY	Dec. 19, 1992
21.....	Dwight Howard @ ORL	Mar. 13, 2012
21.....	Dennis Rodman vs. DET	Jan. 5, 1993
20*.....	Andrew Bogut @ MIL	Jan. 7, 2011
20.....	Patrick Ewing vs. NY	Apr. 2, 1993

1ST HALF

14.....	Tim Duncan vs. SA	Feb. 1, 2003
---------	-------------------------	--------------

2ND HALF

14.....	Patrick Ewing @ NY	Dec. 19, 1992
---------	--------------------------	---------------

QUARTER

10 (4)...	Dwight Howard @ ORL	Mar. 13, 2012
-----------	---------------------------	---------------

10 (3)...	Marcus Camby @ DEN	Dec. 2, 2007
-----------	--------------------------	--------------

10 (1)...	Tim Duncan vs. SA	Feb. 1, 2003
-----------	-------------------------	--------------

10 (3)...	Patrick Ewing @ NY	Dec. 19, 1992
-----------	--------------------------	---------------

ASSISTS

GAME

20.....	Andre Miller @ DEN	Dec. 8, 2006
19.....	Chris Paul @ NO	Nov. 5, 2010
19.....	Steve Nash @ PHO	Jan. 6, 2006
19.....	Rod Strickland vs. WAS	Nov. 8, 1997
19.....	Kevin Johnson @ PHO	Dec. 29, 1990

1ST HALF

14.....	Jason Kidd @ PHO	Mar. 6, 2000
---------	------------------------	--------------

2ND HALF

13.....	John Stockton @ UTA	Jan. 2, 1991
---------	---------------------------	--------------

QUARTER

12 (1)...	Steve Nash @ PHO	Jan. 6, 2006
-----------	------------------------	--------------

* Overtime **Double Overtime

OPPONENT RECORDS – INDIVIDUAL

BLOCKED SHOTS

GAME

10.....	Ben Wallace vs. DET	Nov. 20, 2002
10.....	Wayne Cooper @ DEN.....	Dec. 30, 1988
9.....	Shawn Bradley vs. DAL.....	Mar. 7, 2001
9.....	Patrick Ewing @ NY	Feb. 5, 1990
9.....	Alton Lister @ SEA.....	Dec. 29, 1988

1ST HALF

7.....	Alonzo Mourning vs. CHH...	Jan. 25, 1994
--------	----------------------------	---------------

2ND HALF

7.....	Wayne Cooper @ DEN.....	Dec. 30, 1988
--------	-------------------------	---------------

QUARTER

6 (1)....	Ben Wallace @ DET.....	Nov. 20, 2002
6 (2)....	Manute Bol vs. GS	Apr. 4, 1990

STEALS

GAME

11.....	Kendall Gill @ NJ.....	Apr. 3, 1999
9.....	Paul Pierce @ BOS.....	Dec. 3, 1999
8.....	Ron Artest @ IND.....	Mar. 31, 2002
8.....	Tim Hardaway @ GS	Apr. 3, 1991
8.....	Alvin Robertson vs. MIL.....	Nov. 6, 1990
8.....	Glenn Rivers vs. ATL.....	Nov. 24, 1989
8.....	Hakeem Olajuwon vs. HOU ...	Apr. 8, 1989
8.....	Lafayette Lever @ DEN.....	Mar. 18, 1989

1ST HALF

7.....	Paul Pierce @ BOS.....	Dec. 3, 1999
--------	------------------------	--------------

2ND HALF

6.....	Kendall Gill @ NJ.....	Apr. 3, 1999
--------	------------------------	--------------

QUARTER

6 (1)....	Paul Pierce @ BOS.....	Dec. 3, 1999
-----------	------------------------	--------------

TURNOVERS

GAME

12.....	Gilbert Arenas vs. WAS.....	Nov. 10, 2009
11.....	Jerry Stackhouse vs. DET	Mar. 5, 2001
9.....	Kevin Durant vs. OKC.....	Apr. 4, 2012
9*.....	Monta Ellis @ GS	Jan. 10, 2012
9.....	Maurice Williams @ MIL.....	Feb. 3, 2007
9*.....	Kobe Bryant @ LAL.....	Dec. 25, 2004
9.....	Isiah Thomas @ DET.....	Jan. 12, 1991
9.....	Derek Harper vs. DAL.....	Dec. 17, 1988

1ST HALF

7.....	Scottie Pippen vs. CHI	Mar. 11, 1993
--------	------------------------------	---------------

2ND HALF

10.....	Gilbert Arenas vs. WAS.....	Nov. 10, 2009
---------	-----------------------------	---------------

QUARTER

7 (3)....	Gilbert Arenas vs. WAS.....	Nov. 10, 2009
-----------	-----------------------------	---------------

PERSONAL FOULS

GAME

6.....	Numerous
(most recently: Kim English vs. DET, Mar. 22, 2013)	

1ST HALF

5.....	Acie Earl @ BOS.....	Nov. 26, 1993
--------	----------------------	---------------

2ND HALF

6.....	Danny Granger vs. IND	Dec. 15, 2007
6.....	Mike Miller vs. MEM	Jan. 24, 2006
6.....	Aleksandar Radojevic @ UTA ...	Dec. 6, 2004
6.....	Jannero Pargo vs. CHI	Mar. 29, 2004
6.....	Robert Traylor @ NO	Jan. 31, 2004
6.....	Baron Davis vs. NO	Nov. 25, 2003
6.....	Jalen Rose vs. CHI	Feb. 22, 2003
6.....	Dennis Scott vs. ORL	Dec. 26, 1992

QUARTER

6 (4)....	Aleksandar Radojevic @ UTA ...	Dec. 6, 2004
6 (4)....	Jannero Pargo vs. CHI	Mar. 29, 2004

ABBREVIATIONS

ATL.....	Atlanta Hawks
BKN.....	Brooklyn Nets
BOS.....	Boston Celtics
CHA.....	Charlotte Bobcats
CHH.....	Charlotte Hornets
CHI.....	Chicago Bulls
CLE.....	Cleveland Cavaliers
DAL.....	Dallas Mavericks
DEN.....	Denver Nuggets
DET.....	Detroit Pistons
GS.....	Golden State Warriors
HOU.....	Houston Rockets
IND.....	Indiana Pacers
LAC.....	Los Angeles Clippers
LAL.....	Los Angeles Lakers
MEM.....	Memphis Grizzlies
MIL.....	Milwaukee Bucks
MIN.....	Minnesota Timberwolves
NJ.....	New Jersey Nets
NO.....	New Orleans Hornets
NOK.....	New Orleans/Oklahoma City Hornets
NY.....	New York Knicks
OKC.....	Oklahoma City Thunder
ORL.....	Orlando Magic
PHI.....	Philadelphia 76ers
PHO.....	Phoenix Suns
POR.....	Portland Trail Blazers
SAC.....	Sacramento Kings
SA.....	San Antonio Spurs
SEA.....	Seattle SuperSonics
TOR.....	Toronto Raptors
UTA.....	Utah Jazz
WAS.....	Washington Wizards

*Overtime

OPPONENT RECORDS – TEAM

POINTS

SEASON

HIGHS

9,044.....	1989-90
8,953.....	1991-92
8,937.....	1988-89
8,840.....	1990-91
8,589.....	1992-93

LOWS

4,201^.....	1998-99
6,105.....	2011-12
7,101.....	2000-01
7,276.....	2001-02
7,326.....	1996-97

GAME

HIGHS

148.....@ Cleveland.....	Dec. 17, 1991
140.....@ Seattle.....	Jan. 5, 1990
139.....@ Boston.....	Apr. 12, 1990
139.....vs. Philadelphia.....	Feb. 22, 1989
138.....vs. L.A. Lakers.....	Nov. 23, 1988

LOWS

49.....@ Chicago.....	Apr. 10, 1999
57.....@ Philadelphia.....	Feb. 21, 1996
59.....@ Orlando.....	Jan. 27, 2001
60.....@ Orlando.....	Nov. 26, 1997
64.....vs. New Jersey.....	Jan. 23, 2004

1ST HALF

HIGH

80.....vs. Philadelphia.....	Feb. 11, 1992
------------------------------	---------------

LOW

23.....@ Chicago.....	Apr. 10, 1999
-----------------------	---------------

2ND HALF

HIGH

86.....@ Seattle.....	Jan. 5, 1990
-----------------------	--------------

LOW

21.....@ Orlando.....	Jan. 27, 2001
-----------------------	---------------

1ST QUARTER

HIGH

47.....@ Phoenix.....	Jan. 6, 2006
-----------------------	--------------

LOW

8.....vs. Seattle.....	Mar. 12, 2004
8.....@ Chicago.....	Apr. 10, 1999

2ND QUARTER

HIGH

43.....@ Toronto.....	Nov. 20, 2009
-----------------------	---------------

LOW

6.....@ Chicago.....	Nov. 6, 1993
----------------------	--------------

3RD QUARTER

HIGH

49.....@ Phoenix.....	Dec. 29, 1990
-----------------------	---------------

LOW

8.....@ Charlotte Bobcats.....	Apr. 5, 2013
8.....vs. New Jersey.....	Jan. 4, 2001
8.....vs. Toronto.....	Mar. 11, 1999

4TH QUARTER

HIGH

50.....@ Seattle.....	Jan. 5, 1990
-----------------------	--------------

LOW

9.....vs. New Orleans.....	Dec. 13, 2010
9.....vs. Cleveland.....	Feb. 2, 2006
9.....@ Detroit.....	Dec. 30, 2004
9.....vs. Boston.....	Dec. 27, 2002
9.....@ Orlando.....	Jan. 27, 2001

OVERTIME TOTAL

HIGH

31.....@ Utah.....	Jan. 12, 1993
--------------------	---------------

LOW

2.....vs. Utah.....	Dec. 20, 1995
2.....vs. Charlotte Hornets.....	Dec. 1, 1995

1ST OVERTIME (Only)

HIGH

22.....@ Memphis.....	Feb. 28, 2003
-----------------------	---------------

LOW

2.....vs. Utah.....	Dec. 20, 1995
2.....vs. Charlotte Hornets.....	Dec. 1, 1995

2ND OVERTIME (Only)

HIGH

17.....@ Utah.....	Jan. 12, 1993
--------------------	---------------

LOW

2.....vs. New Jersey.....	Apr. 14, 2010
2.....@ Memphis.....	Feb. 19, 2010

3RD OVERTIME (Only)

HIGH

8.....@ Philadelphia.....	Nov. 20, 1992
---------------------------	---------------

LOW

0.....@ Atlanta.....	Jan. 5, 2012
----------------------	--------------

MOST CONSECUTIVE POINTS

23.....vs. Toronto.....	Feb. 13, 1996
-------------------------	---------------

MOST BENCH POINTS

86.....@ Cleveland.....	Dec. 17, 1991
-------------------------	---------------

^ 50-Game Season ~66-Game Season

OPPONENT RECORDS – TEAM

FIELD GOALS MADE

SEASON

HIGHS

3,529.....	1991-92
3,418.....	1989-90
3,384.....	1988-89
3,335.....	1990-91
3,232.....	1992-93

LOWS

1,565^.....	1998-99
2,285~.....	2011-12
2,658.....	2003-04
2,666.....	2001-02
2,687.....	1996-97

GAME

HIGHS

59.....@ Cleveland.....	Dec. 17, 1991
59.....@ Denver.....	Dec. 29, 1989
57.....@ Milwaukee.....	Jan. 21, 1990
56.....vs. L.A. Lakers.....	Nov. 23, 1988
55.....vs. Denver.....	Mar. 10, 1989

LOWS

18.....@ Chicago.....	Apr. 10, 1999
21.....vs. Orlando.....	Oct. 29, 2010
21.....vs. Charlotte Bobcats.....	Mar. 20, 2010
21.....vs. New Jersey.....	Jan. 23, 2004
21.....vs. San Antonio.....	Feb. 1, 2003
21.....@ Orlando.....	Nov. 26, 1997

1ST HALF

HIGH

32.....vs. Philadelphia.....	Feb. 11, 1992
32.....vs. L.A. Lakers.....	Nov. 23, 1988

LOW

8.....vs. Atlanta.....	Jan. 26, 2009
8.....vs. New Orleans.....	Jan. 23, 2005
8.....@ Boston.....	Dec. 18, 2002
8.....vs. Phoenix.....	Mar. 28, 2000
8.....@ Chicago.....	Nov. 6, 1993

2ND HALF

HIGH

30.....vs. Utah.....	Nov. 9, 2010
----------------------	--------------

LOW

6.....vs. Charlotte Bobcats.....	Mar. 20, 2010
6.....vs. New Jersey.....	Mar. 12, 2005

QUARTER

HIGH

20 (4).....vs. Washington.....	Jan. 22, 1992
--------------------------------	---------------

LOW

1 (2).....vs. Indiana.....	Jan. 4, 2012
----------------------------	--------------

FIELD GOALS ATTEMPTED

SEASON

HIGHS

7,157.....	1991-92
7,010.....	1989-90
6,974.....	1990-91
6,928.....	1988-89
6,791.....	1992-93

LOWS

3,805^.....	1998-99
5,267~.....	2011-12
6,205.....	2003-04
6,226.....	1996-97
6,261.....	2000-01

GAME

HIGHS

115***.....@ Philadelphia.....	Nov. 20, 1992
109*.....vs. Milwaukee.....	Nov. 21, 2012
107.....@ New Jersey.....	Nov. 7, 1991
106.....@ Sacramento.....	Dec. 10, 1999
106**.....vs. Denver.....	Feb. 15, 1993
106.....@ Denver.....	Feb. 9, 1989

LOWS

55.....@ Utah.....	Jan. 28, 2002
56.....vs. San Antonio.....	Feb. 1, 2003
56.....vs. New York.....	Dec. 13, 2002
58.....@ New Jersey.....	Nov. 17, 2007
58.....vs. Chicago.....	Mar. 30, 2000
58.....vs. Utah.....	Dec. 16, 1995

1ST HALF

HIGH

56.....@ Sacramento.....	Dec. 10, 1999
--------------------------	---------------

LOW

22.....@ New Jersey.....	Nov. 17, 2007
--------------------------	---------------

2ND HALF

HIGH

57.....vs. Atlanta.....	Feb. 19, 1989
-------------------------	---------------

LOW

24.....vs. New York.....	Dec. 13, 2002
24.....@ Utah.....	Jan. 28, 2002

QUARTER

HIGH

33 (1).....@ Denver.....	Dec. 2, 2007
--------------------------	--------------

LOW

9 (2).....@ New Jersey.....	Nov. 17, 2007
9 (4).....vs. Portland.....	Nov. 16, 1999
9 (4).....vs. Philadelphia.....	Dec. 7, 1994

^ 50-Game Season ~66-Game Season * Overtime ** Double Overtime *** Triple Overtime

OPPONENT RECORDS – TEAM

FIELD GOAL %

SEASON

HIGHS

49.3%	1991-92
48.8%	1989-90
48.8%	1988-89
47.8%	1990-91
47.6%	1992-93

LOWS

41.1% [^]	1998-99
42.2%	1999-00
42.5%	2001-02
42.7%	2004-05
42.8%	2003-04
42.8%	1997-98

GAME

HIGHS

64.4%	vs. LAL (56-87)	Nov. 23, 1988
62.4%	@ SEA (53-85)	Jan. 5, 1990
62.3%	@ CHI (48-77)	Dec. 30, 1994
62.2%	@ BOS (51-82)	Apr. 12, 1990
61.6%	vs. LAC (45-73)	Nov. 5, 1988

LOWS

23.4%	@ CHI (18-77)	Apr. 10, 1999
27.8%	vs. BOS (22-79)	Dec. 27, 2002
28.6%	@ BOS (22-77)	Jan. 4, 2002
28.8%	@ ORL (23-80)	Jan. 27, 2001
28.8%	vs. NJ (21-73)	Jan. 23, 2004
28.8%	@ ORL (21-73)	Nov. 26, 1997

1ST HALF

HIGH

68.8%	vs. NY (22-32)	Dec. 13, 2002
-------	----------------	---------------

LOW

19.5%	@ CHI (8-41)	Nov. 6, 1993
-------	--------------	--------------

2ND HALF

HIGH

72.1%	@ SEA (31-43)	Jan. 5, 1990
-------	---------------	--------------

LOW

16.7%	vs. CHA (6-36)	Mar. 20, 2010
-------	----------------	---------------

1ST QUARTER

HIGH

82.4%	@ CHA (14-17)	Jan. 20, 2010
-------	---------------	---------------

LOW

13.3%	vs. SEA (2-15)	Mar. 12, 2004
-------	----------------	---------------

2ND QUARTER

HIGH

92.3%	vs. NY (12-13)	Dec. 13, 2002
-------	----------------	---------------

LOW

6.7%	vs. IND (1-15)	Jan. 4, 2012
------	----------------	--------------

3RD QUARTER

HIGH

84.6%	@ SA (11-13)	Dec. 10, 1992
-------	--------------	---------------

LOW

10.0%	vs. ORL (2-20)	Oct. 29, 2010
-------	----------------	---------------

10.0%	vs. SAC (2-20)	Feb. 26, 2008
-------	----------------	---------------

4TH QUARTER

HIGH

82.4%	@ WAS (14-17)	Apr. 15, 1993
-------	---------------	---------------

LOW

13.0%	vs. PHI (3-23)	Mar. 20, 2004
-------	----------------	---------------

FREE THROWS MADE

SEASON

HIGHS

2,050	1989-90
2,021	1988-89
1,997	1990-91
1,889	1993-94
1,878	1995-96

LOWS

860 [^]	1998-99
1,056	2011-12
1,329	2012-13
1,339	2000-01
1,473	2010-11

GAME

HIGHS

47*	@ Golden State	Dec. 1, 2008
44*	vs. Utah	Nov. 19, 2004
42	@ New Orleans	Mar. 10, 2004
42	vs. Boston	Mar. 28, 1995
41	@ Detroit	Nov. 30, 1995

LOWS

3	vs. Toronto	Dec. 11, 2006
4	vs. Washington	Feb. 24, 2002
5	@ Portland	Jan. 7, 2007
5	vs. Toronto	Nov. 29, 2003
5	vs. Boston	Jan. 6, 2001
5	vs. L.A. Clippers	Apr. 1, 1997
5	vs. New Jersey	Jan. 2, 1997

1ST HALF

HIGH

25	@ Houston	Nov. 17, 1988
----	-----------	---------------

LOW

0	Numerous
(most recently: @ Milwaukee, Mar. 15, 2013)	

2ND HALF

HIGH

29	@ L.A. Lakers	Jan. 17, 1998
----	---------------	---------------

LOW

0	Numerous
(most recently: vs. Washington, Jan. 6, 2013)	

QUARTER

HIGH

19 (2)	vs. Indiana	Mar. 31, 2002
--------	-------------	---------------

19 (4)	vs. Orlando	Dec. 30, 1993
--------	-------------	---------------

LOW

0	Numerous
(most recently: vs. New York, 1st Q. Apr. 2, 2013)	

[^] 50-Game Season ~66-Game Season * Overtime

OPPONENT RECORDS – TEAM

FREE THROWS ATTEMPTED

SEASON

HIGHS

2,716.....	1989-90
2,613.....	1988-89
2,603.....	1990-91
2,527.....	1993-94
2,498.....	1995-96

LOWS

1,167^.....	1998-99
1,457~.....	2011-12
1,735.....	2012-13
1,818.....	2000-01
1,980.....	2010-11

GAME

HIGHS

57.....@ Golden State.....	Jan. 7, 1993
55.....vs. Boston.....	Mar. 28, 1995
54.....@ Utah.....	Jan. 13, 2007
54.....@ L.A. Lakers.....	Jan. 17, 1998
54.....@ Orlando.....	Nov. 28, 1989

LOWS

5.....vs. Toronto.....	Dec. 11, 2006
7.....@ Atlanta.....	Feb. 12, 2012
7.....@ Portland.....	Jan. 7, 2007
8.....vs. Toronto.....	Nov. 29, 2003
8.....vs. Washington.....	Feb. 24, 2002
8.....vs. Boston.....	Jan. 6, 2001
8.....vs. L.A. Clippers.....	Apr. 1, 1997
8.....vs. Houston.....	Nov. 27, 1992

1ST HALF

HIGH

28.....@ Portland.....	Jan. 8, 2006
28.....@ L.A. Lakers.....	Jan. 17, 1998

LOW

0.....@ Milwaukee.....	Mar. 15, 2013
0.....@ Philadelphia.....	Feb. 23, 2013
0.....vs. Dallas.....	Mar. 29, 2012
0.....vs. Atlanta.....	Mar. 7, 2012

2ND HALF

HIGH

37.....@ L.A. Lakers.....	Jan. 17, 1998
---------------------------	---------------

LOW

0.....vs. Washington.....	Apr. 21, 2012
0.....@ Philadelphia.....	Nov. 16, 1994

QUARTER

HIGH

26 (4).....@ Detroit.....	Jan. 2, 1994
---------------------------	--------------

LOW

0.....	Numerous
--------	----------

(most recently: vs. New York, 1st Q, Apr. 2, 2013)

FREE THROW %

SEASON

HIGHS

77.3%.....	1988-89
77.1%.....	2008-09
77.0%.....	1992-93
76.8%.....	2003-04
76.7%.....	1990-91

LOWS

72.5%~.....	2011-12
73.1%.....	1996-97
73.6%.....	2001-02
73.7%.....	2000-01
73.7%^.....	1998-99

GAME

HIGHS

100.0%.....vs. BOS (13-13).....	Apr. 12, 2013
100.0%.....vs. MIL (15-15).....	Apr. 6, 2011
100.0%.....@ HOU (10-10).....	Jan. 23, 2000
100.0%.....vs. NY (16-16).....	Apr. 25, 1999
100.0%.....@ CLE (12-12).....	Feb. 1, 1997
100.0%.....vs. WAS (11-11).....	Mar. 29, 1995
100.0%.....vs. BOS (18-18).....	Apr. 17, 1993
100.0%.....@ BOS (35-35).....	Apr. 12, 1990

LOWS

36.8%.....vs. LAL (7-19).....	Dec. 19, 2000
44.0%.....vs. ORL (11-25).....	Apr. 17, 2013
46.2%.....vs. UTA (6-13).....	Mar. 14, 2006
46.7%.....@ CHA (7-15).....	Feb. 11, 2005
46.7%.....vs. UTA (7-15).....	Dec. 22, 1999

^ 50-Game Season ~66-Game Season

OPPONENT RECORDS – TEAM

3-PT. FIELD GOALS MADE

SEASON

HIGHS

624.....	2012-13
591.....	2008-09
552.....	2007-08
546.....	2010-11
531.....	2006-07

LOWS

148.....	1988-89
158.....	1989-90
173.....	1990-91
210.....	1991-92
211 [^]	1998-99

GAME

HIGHS

19.....	@ New York	Nov. 2, 2012
18.....	vs. New York	Dec. 6, 2012
18.....	vs. New York	Jan. 27, 2012
17.....	@ Orlando	Feb. 8, 2012
17.....	@ San Antonio	Mar. 4, 2011
17.....	@ Orlando	Feb. 22, 2009

LOW

0.....	Numerous
(most recently: @ Atlanta, Nov. 30, 2005)	

1ST HALF

HIGH

11.....	@ Phoenix	Jan. 6, 2006
---------	-----------	--------------

LOW

0.....	Numerous
(most recently: @ Toronto, Mar. 17, 2013)	

2ND HALF

HIGH

12.....	vs. New York	Dec. 6, 2012
---------	--------------	--------------

LOW

0.....	Numerous
(most recently: vs. Orlando, Apr. 17, 2013)	

QUARTER

HIGH

8.....	Numerous
(most recently: @ Detroit, 2nd Q, Dec. 28, 2012)	

LOW

0.....	Numerous
(most recently: vs. Orlando, 4th Q, Apr. 17, 2013)	

3-PT. FIELD GOALS ATTEMPTED

SEASON

HIGHS

1,783.....	2012-13
1,584.....	2010-11
1,531.....	2009-10
1,519.....	2008-09
1,497.....	2007-08

LOWS

432.....	1988-89
462.....	1989-90
514.....	1990-91
606 [^]	1998-99
606.....	1991-92

GAME

HIGHS

44.....	vs. New York	Dec. 6, 2012
43.....	vs. New York	Jan. 27, 2012
42.....	@ Orlando	Feb. 8, 2012
39.....	vs. New York	Oct. 28, 2009
36.....	@ New York	Nov. 2, 2012
36*.....	@ L.A. Lakers	Dec. 25, 2004

LOW

0.....	Numerous
(most recently: vs. San Antonio, Mar. 22, 1991)	

1ST HALF

HIGH

23.....	vs. New York	Jan. 27, 2012
---------	--------------	---------------

LOW

0.....	Numerous
(most recently: vs. Milwaukee, 3rd Q, Mar. 28, 2009)	

2ND HALF

HIGH

27.....	vs. New York	Dec. 6, 2012
---------	--------------	--------------

LOW

0.....	Numerous
(most recently: vs. Detroit, Apr. 10, 2005)	

QUARTER

HIGH

15 (2).....	vs. New York	Jan. 27, 2012
-------------	--------------	---------------

LOW

0.....	Numerous
(most recently: @ Philadelphia, 4th Q, Feb. 3, 2012)	

3-PT. FIELD GOAL %

SEASON

HIGHS

38.9%.....	2008-09
36.9%.....	2007-08
36.3%~.....	2011-12
36.2%.....	1996-97
36.1%.....	1999-00
36.1%.....	1994-95
36.1%.....	2005-06
36.1%.....	1995-96

LOWS

33.1%.....	1993-94
33.1%.....	1997-98
33.1%.....	2000-01
33.7%.....	1990-91
33.9%.....	1992-93

[^] 50-Game Season ~ 66-Game Season * Overtime

OPPONENT RECORDS – TEAM

TOTAL REBOUNDS

SEASON

HIGHS

3,592.....	1989-90
3,554.....	1988-89
3,549.....	1991-92
3,540.....	1990-91
3,533.....	2007-08

LOWS

1,961^.....	1998-99
2,624~.....	2011-12
3,185.....	2005-06
3,213.....	2010-11
3,290.....	2012-13
3,290.....	1997-98

GAME

HIGHS

69*.....@ New York.....	Mar. 26, 2008
64*.....@ Denver.....	Mar. 15, 1993
63.....vs. Orlando.....	Jan. 2, 2000
63**.....@ New York.....	Mar. 14, 1991
63.....@ Boston.....	Jan. 24, 1990

LOWS

22.....@ Utah.....	Jan. 28, 2002
24.....vs. New York.....	Apr. 2, 2013
24.....@ Orlando.....	Feb. 11, 2004
25.....	Numerous
(most recently: vs. Portland, Feb. 12, 2013)	

1ST HALF

HIGH

34.....@ Atlanta.....	Mar. 31, 2004
34.....@ Boston.....	Nov. 26, 1990

LOW

9.....vs. Denver.....	Dec. 17, 2004
-----------------------	---------------

2ND HALF

HIGH

36.....@ New Orleans.....	Mar. 10, 2004
---------------------------	---------------

LOW

8.....@ Milwaukee.....	Nov. 17, 2004
------------------------	---------------

QUARTER

HIGH

24 (4).....@ New Orleans.....	Mar. 10, 2004
-------------------------------	---------------

LOW

2 (2).....vs. Boston.....	Apr. 12, 2013
2 (4).....vs. Toronto.....	Mar. 28, 2010
2 (3).....vs. Atlanta.....	Feb. 20, 2004
2 (2).....vs. Golden State.....	Dec. 14, 2002
2 (3).....@ Washington.....	Apr. 6, 1994
2 (4).....vs. Seattle.....	Dec. 6, 1990

OFFENSIVE REBOUNDS

SEASON

HIGHS

1,188.....	1988-89
1,176.....	1990-91
1,134.....	1991-92
1,125.....	1989-90
1,074.....	1993-94

LOWS

619^.....	1998-99
727~.....	2011-12
826.....	2005-06
856.....	2009-10
864.....	2010-11

GAME

HIGHS

32.....@ New Jersey.....	Feb. 6, 1991
31.....@ New Jersey.....	Nov. 7, 1991
29.....vs. Boston.....	Jan. 13, 1990
27*.....@ New York.....	Mar. 26, 2008
27.....vs. New Jersey.....	Jan. 2, 1997

LOWS

2.....vs. Charlotte Bobcats.....	Nov. 19, 2010
2.....@ Denver.....	Jan. 18, 2004
2.....vs. Chicago.....	Feb. 18, 2002
2.....vs. Dallas.....	Mar. 7, 2001
3.....vs. Boston.....	Apr. 10, 2011
3.....@ Utah.....	Jan. 11, 2010
3.....vs. Toronto.....	Feb. 4, 2008
3*.....@ Philadelphia.....	Jan. 19, 2007
3.....vs. Milwaukee.....	Mar. 4, 2003
3.....@ Indiana.....	Mar. 12, 2000
3.....@ Sacramento.....	Jan. 7, 1995

1ST HALF

HIGH

19.....@ New Jersey.....	Nov. 7, 1991
--------------------------	--------------

LOW

0.....	Numerous
(most recently: vs. Boston, Apr. 10, 2011)	

2ND HALF

HIGH

22.....@ New Jersey.....	Feb. 6, 1991
--------------------------	--------------

LOW

0.....	Numerous
(most recently: @ Boston, Mar. 18, 2013)	

QUARTER

HIGH

12 (4).....@ Charlotte Bobcats.....	Apr. 5, 2013
-------------------------------------	--------------

LOW

0.....	Numerous
(most recently: vs. New York, 1st Q, Apr. 2, 2013)	

^ 50-Game Season ~ 66-Game Season * Overtime ** Double Overtime

OPPONENT RECORDS – TEAM

DEFENSIVE REBOUNDS

SEASON

HIGHS

2,617.....	2007-08
2,536.....	2008-09
2,528.....	2000-01
2,486.....	2003-04
2,484.....	2001-02

LOWS

1,342^.....	1998-99
1,897~.....	2011-12
2,232.....	1997-98
2,266.....	1993-94
2,315.....	1995-96

GAME

HIGHS

51**.....	@ L.A. Clippers.....	Jan. 14, 2005
46.....	vs. New Jersey.....	Dec. 23, 2005
46.....	@ Sacramento.....	Jan. 5, 2003
45**.....	@ New York.....	Mar. 14, 1991
44.....	@ Boston.....	Apr. 1, 2012
44.....	@ Toronto.....	Mar. 19, 2008
44.....	@ L.A. Lakers.....	Feb. 28, 2008
44.....	vs. Utah.....	Dec. 18, 2001
44.....	@ Denver.....	Mar. 15, 1993
44.....	@ Indiana.....	Nov. 16, 1990

LOWS

14.....	vs. Cleveland.....	Mar. 19, 1994
15.....	vs. Washington.....	Jan. 23, 1994
15.....	vs. New Jersey.....	Jan. 26, 1991
16.....	@ Orlando.....	Feb. 11, 2004
16.....	@ Orlando.....	Nov. 12, 1993

1ST HALF

HIGH

27.....	@ Boston.....	Apr. 19, 2006
---------	---------------	---------------

LOW

5.....	vs. New Jersey.....	Mar. 6, 2012
5.....	@ Atlanta.....	Apr. 11, 2011
5.....	vs. New Jersey.....	Jan. 26, 1991

2ND HALF

HIGH

26.....	@ New Orleans.....	Mar. 10, 2004
---------	--------------------	---------------

LOW

5.....	vs. Cleveland.....	Feb. 3, 2005
5.....	vs. Golden State.....	Jan. 30, 1989

QUARTER

HIGH

18 (4).....	@ New Orleans.....	Mar. 10, 2004
-------------	--------------------	---------------

LOW

0 (3).....	@ Utah.....	Nov. 10, 2000
------------	-------------	---------------

ASSISTS

SEASON

HIGHS

2,076.....	1989-90
2,070.....	1991-92
2,062.....	1988-89
2,006.....	1990-91
1,965.....	1992-93

LOWS

853^.....	1998-99
1,297~.....	2011-12
1,421.....	2000-01
1,461.....	2001-02
1,512.....	1996-97

GAME

HIGHS

42.....	@ Cleveland.....	Apr. 6, 1993
42.....	@ Indiana.....	Jan. 18, 1992
40.....	@ Phoenix.....	Dec. 29, 1990
39.....		Numerous
(most recently: @ Chicago, Mar. 7, 1992)		

LOWS

5.....	vs. Orlando.....	Oct. 29, 2010
6.....	vs. Atlanta.....	May 4, 1999
7.....	vs. Atlanta.....	Jan. 26, 2009
7.....	vs. Denver.....	Feb. 21, 2004
7.....	@ New Jersey.....	Dec. 1, 1989

1ST HALF

HIGH

26.....	@ Phoenix.....	Jan. 6, 2006
---------	----------------	--------------

LOW

2.....	vs. Houston.....	Feb. 9, 2010
2.....	vs. Seattle.....	Mar. 12, 2004

2ND HALF

HIGH

29.....	vs. L.A. Clippers.....	Nov. 5, 1988
---------	------------------------	--------------

LOW

1.....	vs. Atlanta.....	May 4, 1999
--------	------------------	-------------

QUARTER

HIGH

17 (1).....	@ Phoenix.....	Jan. 6, 2006
-------------	----------------	--------------

LOW

0.....		Numerous
(most recently: vs. Philadelphia, 4th Q, Apr. 6, 2013)		

^ 50-Game Season ~ 66-Game Season ** Double Overtime

OPPONENT RECORDS – TEAM

BLOCKED SHOTS

SEASON

HIGHS

533.....	1988-89
502.....	1990-91
477.....	1989-90
447.....	1991-92
439.....	2003-04

LOWS

188 ^A	1998-99
246.....	2010-11
262.....	2012-13
264.....	2004-05
280~.....	2011-12

GAME

HIGHS

15.....	@ Indiana	Nov. 16, 1990
14.....	@ Detroit.....	Dec. 3, 2003
14.....	@ Sacramento	Jan. 5, 2003
14.....	@ Toronto	Nov. 4, 1999
14.....	@ Seattle.....	Dec. 29, 1988

LOW

0.....	Numerous
(most recently: vs. Washington, Dec. 15, 2012)	

1ST HALF

HIGH

9.....	@ Toronto	Nov. 4, 1999
9.....	vs. Golden State.....	Apr. 4, 1990

LOW

0.....	Numerous
(most recently: vs. Chicago, Apr. 14, 2013)	

2ND HALF

HIGH

9.....	vs. Boston.....	Nov. 15, 1988
--------	-----------------	---------------

LOW

0.....	Numerous
(most recently: vs. Orlando, Apr. 17, 2013)	

QUARTER

HIGH

6 (4).....	vs. Phoenix	Nov. 3, 2009
6 (3).....	@ New Jersey	Dec. 29, 2008
6 (1).....	@ Indiana	Nov. 2, 2007
6 (4).....	@ Memphis	Apr. 8, 2005
6 (1).....	@ Detroit.....	Dec. 3, 2003
6 (1).....	@ Detroit.....	Nov. 20, 2002
6 (2).....	@ Indiana	Dec. 31, 2001
6 (1).....	vs. Philadelphia	Apr. 4, 1995
6 (2).....	vs. Golden State.....	Apr. 4, 1990

LOW

0.....	Numerous
(most recently: vs. Orlando, 4th Q, Apr. 17, 2013)	

STEALS

SEASON

HIGHS

926.....	1988-89
860.....	1989-90
853.....	1990-91
731.....	1991-92
689.....	1993-94

LOWS

387 ^A	1998-99
517.....	2009-10
528.....	2008-09
549~.....	2011-12
560.....	2005-06

GAME

HIGHS

22.....	@ Atlanta	Mar. 11, 1989
22.....	@ San Antonio	Jan. 23, 1989
21.....	vs. San Antonio	Nov. 30, 1988
20.....	vs. Charlotte Bobcats	Apr. 8, 2007
20.....	vs. Charlotte Bobcats	Nov. 12, 2005
20.....	vs. Washington	Apr. 7, 1992
20.....	@ Denver	Mar. 18, 1989

LOW

0.....	@ Phoenix.....	Jan. 8, 2010
--------	----------------	--------------

1ST HALF

HIGH

15.....	vs. San Antonio	Nov. 30, 1988
---------	-----------------	---------------

LOW

0.....	Numerous
(most recently: vs. Philadelphia, Feb. 23, 2013)	

2ND HALF

HIGH

12.....	@ San Antonio	Feb. 25, 2003
12.....	vs. L.A. Clippers.....	Dec. 29, 1994
12.....	vs. Washington	Apr. 7, 1992
12.....	@ Chicago.....	Mar. 6, 1992

LOW

0.....	Numerous
(most recently: @ L.A. Lakers, Jan. 17, 2013)	

QUARTER

HIGH

9 (4).....	vs. Charlotte Bobcats	Nov. 12, 2005
9 (2).....	vs. San Antonio	Nov. 30, 1988

LOW

0.....	Numerous
(most recently: @ Cleveland, 4th Q, Apr. 15, 2013)	

^A 50-Game Season ~ 66-Game Season

OPPONENT RECORDS – TEAM

TURNOVERS

SEASON

HIGHS

1,543.....	1988-89
1,473.....	1989-90
1,466.....	1990-91
1,316.....	1991-92
1,314.....	1993-94

LOWS

677 ^A	1998-99
1,063.....	2005-06
1,081.....	2010-11
1,085.....	2004-05
1,107~.....	2011-12

GAME

HIGHS

30.....	@ Houston.....	Nov. 17, 1988
29.....	Numerous	(most recently: vs. Orlando, Nov. 1, 2000)

LOWS

4.....	vs. Washington.....	Mar. 3, 1993
5.....	@ Detroit.....	Mar. 22, 2006
5.....	@ Dallas.....	Feb. 15, 2003
6.....	Numerous	(most recently: @ Cleveland, Apr. 15, 2013)

1ST HALF

HIGH

20.....	@ New Jersey.....	Nov. 17, 2007
---------	-------------------	---------------

LOW

0.....	vs. New Orleans.....	Apr. 2, 2008
--------	----------------------	--------------

2ND HALF

HIGH

18.....	@ San Antonio.....	Apr. 4, 1989
---------	--------------------	--------------

LOW

0.....	@ Detroit.....	Mar. 22, 2006
--------	----------------	---------------

QUARTER

HIGH

15 (2).....	@ L.A. Clippers.....	Feb. 28, 1992
-------------	----------------------	---------------

LOW

0.....	Numerous	(most recently: @ Cleveland, 4th Q, Apr. 15, 2013)
--------	----------	--

PERSONAL FOULS

SEASON

HIGHS

2,053.....	1992-93
2,031.....	1995-96
2,020.....	2004-05
1,968.....	1991-92
1,960.....	1990-91

LOWS

1,102 ^A	1998-99
1,356~.....	2011-12
1,632.....	2008-09
1,639.....	2009-10
1,650.....	2007-08

GAME

HIGHS

43.....	@ Dallas.....	Dec. 8, 1992
42**.....	vs. Detroit.....	Nov. 2, 1999
38**.....	vs. Indiana.....	Jan. 15, 1989
37.....	@ Milwaukee.....	Nov. 17, 2004
36.....	Numerous	(most recently: @ Atlanta, Dec. 19, 2007)

LOWS

9.....	@ San Antonio.....	Feb. 25, 2003
10.....	vs. Orlando.....	Feb. 19, 2012
10.....	vs. San Antonio.....	Jan. 5, 2009
10.....	@ Dallas.....	Nov. 3, 2003
10.....	@ Washington.....	Apr. 4, 2001

1ST HALF

HIGH

20.....	@ Dallas.....	Dec. 25, 2011
---------	---------------	---------------

LOW

2.....	vs. Philadelphia.....	Apr. 6, 2013
2.....	@ Memphis.....	Nov. 20, 2010

2ND HALF

HIGH

25.....	@ Milwaukee.....	Nov. 17, 2004
25.....	@ Dallas.....	Dec. 8, 1992

LOW

0.....	Numerous	(most recently: vs. Sacramento, Feb. 22, 2011)
--------	----------	--

QUARTER

HIGH

16 (4).....	vs. Utah.....	Nov. 9, 2010
-------------	---------------	--------------

LOW

0.....	Numerous	(most recently: vs. Philadelphia, 1st Q, Apr. 6, 2013)
--------	----------	--

DISQUALIFICATIONS

SEASON

HIGHS

30.....	1995-96
24.....	2005-06
24.....	2004-05
23.....	2000-01
23.....	1993-94

LOWS

8.....	2012-13
9~.....	2011-12
9.....	2009-10
9 ^A	1998-99
10.....	2007-08

GAME

HIGH

3.....	vs. Orlando.....	Mar. 6, 2013
3.....	@ Washington.....	Nov. 6, 2004
3.....	@ L.A. Lakers.....	Jan. 21, 2001
3**.....	vs. Detroit.....	Nov. 2, 1999
3.....	@ New York.....	Dec. 21, 1994

LOW

0.....	Numerous	(most recently: vs. Orlando, Apr. 17, 2013)
--------	----------	---

^A 50-Game Season ~ 66-Game Season ** Double Overtime

OVERTIME GAMES

vs. Golden State (123-117) Loss	Nov. 18, 1988
vs. Indiana (118-117) Win (2 OT)	Jan. 15, 1989
vs. Dallas (111-110) Loss	Feb. 28, 1989
vs. Denver (131-130) Win (2 OT)	Mar. 10, 1989
vs. Houston (107-104) Win	Apr. 8, 1989
vs. Orlando (122-114) Win	Dec. 8, 1989
@ L.A. Clippers (113-108) Win	Mar. 14, 1990
@ Detroit (109-103) Loss	Jan. 12, 1991
@ New York (125-121) Loss (2 OT)	Mar. 14, 1991
@ Philadelphia (105-103) Loss	Mar. 15, 1991
@ Milwaukee (120-116) Win	Nov. 16, 1991
@ Dallas (114-110) Loss	Dec. 10, 1991
vs. Indiana (118-112) Win	Dec. 18, 1991
@ Seattle (113-109) Loss	Jan. 2, 1992
vs. Houston (111-107) Loss	Jan. 10, 1992
vs. Indiana (116-111) Loss	Mar. 18, 1992
@ Philadelphia (129-128) Loss (3 OT)	Nov. 20, 1992
@ Utah (125-122) Loss (2 OT)	Jan. 12, 1993
@ Portland (104-93) Loss	Jan. 14, 1993
vs. Philadelphia (115-112) Loss	Jan. 20, 1993
@ Washington (104-102) Loss	Jan. 26, 1993
@ New Jersey (117-111) Loss	Feb. 14, 1993
vs. Denver (130-129) Win (2 OT)	Feb. 15, 1993
@ Denver (103-100) Win	Mar. 15, 1993
vs. Washington (121-120) Win	Apr. 23, 1993
@ Houston (115-109) Loss	Dec. 9, 1993
@ New Jersey (110-105) Loss (2 OT)	Dec. 13, 1993
@ Minnesota (108-100) Win	Mar. 2, 1994
@ Phoenix (124-118) Loss	Mar. 22, 1994
vs. Milwaukee (122-112) Win (2 OT)	Dec. 21, 1994
@ Boston (117-113) Loss	Jan. 4, 1995
vs. San Antonio (115-114) Loss	Jan. 20, 1995
vs. Phoenix (121-117) Loss	Mar. 19, 1995
vs. Charlotte Hornets (108-101) Win	Dec. 1, 1995
@ Boston (121-120) Loss (2 OT)	Dec. 4, 1995
@ New Jersey (112-104) Win	Dec. 20, 1995
@ Sacramento (111-108) Win (2 OT)	Nov. 22, 1996
vs. Utah (94-87) Loss	Dec. 19, 1996
@ Washington (108-105) Win	Mar. 7, 1997
vs. Golden State (93-91) Win	Mar. 19, 1997
@ Charlotte Hornets (99-88) Loss	Jan. 2, 1998
vs. Seattle (97-91) Loss	Mar. 3, 1998
@ Toronto (111-105) Win	Apr. 10, 1998
vs. New York (85-84) Win	Mar. 2, 1999
vs. Detroit (128-122) Win (2 OT)	Nov. 2, 1999
vs. Orlando (111-103) Win	Jan. 2, 2000
vs. Chicago (92-85) Loss	Jan. 18, 2000
@ Cleveland (92-90) Win	Mar. 18, 2000
vs. New York (95-94) Win	Apr. 9, 2000
vs. Charlotte (89-86) Win	Nov. 14, 2000
@ L.A. Clippers (94-88) Win	Dec. 13, 2000
@ Detroit (110-102) Win	Dec. 30, 2000
@ Dallas (95-91) Loss	Feb. 1, 2001
vs. New York (103-100) Loss	Feb. 4, 2001
vs. L.A. Clippers (101-99) Win	Feb. 13, 2001
@ Toronto (98-91) Win	Feb. 15, 2001
@ Detroit (97-93) Win	Mar. 2, 2001
vs. Seattle (87-85) Win	Nov. 6, 2001
@ Cleveland (100-96) Loss	Nov. 24, 2001
@ Seattle (98-94) Win	Dec. 7, 2001
vs. Cleveland (86-81) Loss	Dec. 21, 2001
@ Portland (92-90) Win	Jan. 17, 2002
@ Cleveland (95-93) Win	Jan. 21, 2002
@ Denver (100-94) Win	Jan. 29, 2002
@ Milwaukee (90-88) Win	Feb. 15, 2002
vs. Houston (120-117) Win (2 OT)	Apr. 9, 2002
@ Atlanta (100-94) Loss	Nov. 29, 2002
@ Phoenix (100-90) Win	Dec. 2, 2002
vs. Houston (105-100) Loss	Dec. 16, 2002
vs. Chicago (102-101) Win (2 OT)	Jan. 18, 2003
@ Memphis (126-116) Loss	Feb. 28, 2003

vs. Washington (105-101) Win	Nov. 14, 2003
vs. Detroit (102-100) Loss	Feb. 2, 2004
vs. Dallas (119-118) Win	Mar. 26, 2004
vs. Milwaukee (112-110) Win (2 OT)	Nov. 14, 2004
vs. Utah (107-105) Win	Nov. 19, 2004
@ L.A. Lakers (104-102) Win	Dec. 25, 2004
@ L.A. Clippers (114-112) Loss (2 OT)	Jan. 14, 2005
vs. Indiana (106-100) Loss	Jan. 21, 2005
@ New York (116-110) Win	Feb. 9, 2005
@ Chicago (105-101) Loss	Feb. 22, 2005
@ Indiana (93-91) Loss	Feb. 23, 2005
@ Indiana (114-108) Loss	Mar. 31, 2005
@ Philadelphia (126-119) Loss	Apr. 14, 2005
vs. N.O./Okla. City (109-102) Win	Nov. 15, 2005
vs. Washington (104-101) Win	Dec. 11, 2005
@ Charlotte Bobcats (106-105) Win	Mar. 6, 2006
@ Atlanta (93-88) Win	Nov. 18, 2006
@ Sacramento (93-91) Win	Dec. 7, 2006
@ L.A. Lakers (124-118) Loss	Jan. 15, 2007
@ Philadelphia (98-95) Loss	Jan. 19, 2007
@ Indiana (96-94) Loss	Jan. 24, 2007
@ Cleveland (94-90) Win	Apr. 5, 2007
vs. Charlotte (111-103) Loss	Apr. 8, 2007
@ Atlanta (114-111) Loss	Dec. 19, 2007
vs. New Jersey (107-103) Loss	Dec. 20, 2007
vs. Orlando (121-114) Loss	Dec. 28, 2007
vs. Denver (114-113) Loss	Feb. 12, 2008
@ Philadelphia (101-96) Loss	Feb. 23, 2008
@ New York (103-96) Loss	Mar. 26, 2008
@ Golden State (130-129) Win	Dec. 1, 2008
vs. New Jersey (101-96) Win	Jan. 3, 2009
@ Sacramento (119-115) Win	Jan. 9, 2009
vs. Chicago (130-127) Win (2 OT)	Mar. 9, 2009
vs. Utah (140-129) Win (3 OT)	Mar. 14, 2009
@ Boston (112-108) Loss	Mar. 18, 2009
vs. New Orleans (93-87) Loss	Apr. 7, 2009
vs. Detroit (102-96) Win	Apr. 15, 2009
vs. Boston (112-106) Loss	Jan. 6, 2010
@ Memphis (100-87) Win (2 OT)	Feb. 19, 2010
vs. L.A. Lakers (114-111) Win	Mar. 4, 2010
vs. Orlando (108-102) Loss	Mar. 18, 2010
@ Indiana (105-96) Win	Apr. 2, 2010
vs. New Jersey (94-86) Win (2 OT)	Apr. 14, 2010
vs. Utah (116-114) Loss	Nov. 9, 2010
@ Milwaukee (101-95) Win	Jan. 7, 2011
@ Portland (107-100) Win	Jan. 9, 2011
vs. Atlanta (93-89) Loss	Jan. 18, 2011
@ Atlanta (116-109) Win (3 OT)	Jan. 5, 2012
@ Golden State (111-106) Loss	Jan. 10, 2012
@ L.A. Clippers (95-89) Loss	Jan. 11, 2012
vs. Indiana (93-91) Win	Mar. 10, 2012
@ Orlando (104-98) Loss	Mar. 13, 2012
@ Chicago (96-86) Loss	Apr. 12, 2012
vs. Milwaukee (113-106) Win	Nov. 21, 2012
@ Orlando (112-110) Win	Dec. 31, 2012
vs. Dallas (119-109) Win	Jan. 2, 2013
vs. Toronto (123-116) Win	Jan. 23, 2013
@ Boston (100-98) Loss (2 OT)	Jan. 27, 2013
vs. Sacramento (141-129) Win (2 OT)	Feb. 26, 2013

MIAMI HEAT OVERTIME RECORD (69-61, .531)

Single Overtime Games	54-54 (.500)
Double Overtime Games	13-6 (.684)
Triple Overtime Games	2-1 (.667)

MOST OT WINS (SEASON): 7 (2001-02)

MOST OT LOSSES (SEASON): 6

(three times: 1992-93; 2004-05; 2007-08)

MOST OT GAMES (SEASON): 10 (2004-05)

YEARLY LEADERS

GAMES PLAYED

1988-89	Grant Long	82
1989-90	Rory Sparrow	82
1990-91	Bimbo Coles	82
1991-92	Grant Long	82
1992-93	Glen Rice	82
1993-94	Glen Rice	81
1994-95	Glen Rice	82
1995-96	Keith Askins	75
1996-97	Isaac Austin	82
1997-98	Eric Murdock	82
1998-99	P.J. Brown	50
	Terry Porter	50
1999-00	P.J. Brown	80
2000-01	Bruce Bowen	82
	Brian Grant	82
	A.C. Green	82
2001-02	Eddie Jones	81
2002-03	Brian Grant	82
2003-04	Rafer Alston	82
2004-05	Damon Jones	82
2005-06	Antoine Walker	82
2006-07	Udonis Haslem	79
2007-08	Ricky Davis	82
2008-09	Mario Chalmers	82
2009-10	Joel Anthony	80
2010-11	James Jones	81
2011-12	Shane Battier	65
	Norris Cole	65
2012-13	Norris Cole	80

STARTS

1988-89	Rory Sparrow	79
1989-90	Rony Seikaly	72
1990-91	Glen Rice	77
1991-92	Grant Long	82
1992-93	Glen Rice	82
1993-94	Glen Rice	81
1994-95	Glen Rice	82
1995-96	Alonzo Mourning	70
1996-97	Tim Hardaway	81
1997-98	Tim Hardaway	81
	Voshon Lenard	81
1998-99	P.J. Brown	50
1999-00	P.J. Brown	80
2000-01	Anthony Mason	80
2001-02	Eddie Jones	81
2002-03	Brian Grant	82
2003-04	Eddie Jones	81
2004-05	Udonis Haslem	80
	Eddie Jones	80
2005-06	Udonis Haslem	80
2006-07	Udonis Haslem	79
2007-08	Jason Williams	53
2008-09	Mario Chalmers	82
2009-10	Michael Beasley	78
2010-11	LeBron James	79
2011-12	Mario Chalmers	64
2012-13	Mario Chalmers	77

MINUTES PLAYED

1988-89	Rory Sparrow	2,613
1989-90	Sherman Douglas	2,470
1990-91	Glen Rice	2,646
1991-92	Grant Long	3,063
1992-93	Glen Rice	3,082
1993-94	Glen Rice	2,999
1994-95	Glen Rice	3,014
1995-96	Alonzo Mourning	2,671
1996-97	Tim Hardaway	3,136
1997-98	Tim Hardaway	3,031
1998-99	Tim Hardaway	1,772
1999-00	Jamal Mashburn	2,828
2000-01	Anthony Mason	3,254
2001-02	Eddie Jones	3,156
2002-03	Caron Butler	2,858
2003-04	Lamar Odom	3,003
2004-05	Dwyane Wade	2,974
2005-06	Dwyane Wade	2,892
2006-07	Udonis Haslem	2,483
2007-08	Ricky Davis	2,963
2008-09	Dwyane Wade	3,048
2009-10	Dwyane Wade	2,792
2010-11	LeBron James	3,063
2011-12	LeBron James	2,326
2012-13	LeBron James	2,877

POINTS

1988-89	Kevin Edwards	1,094
1989-90	Rony Seikaly	1,228
1990-91	Sherman Douglas	1,352
1991-92	Glen Rice	1,765
1992-93	Glen Rice	1,554
1993-94	Glen Rice	1,708
1994-95	Glen Rice	1,831
1995-96	Alonzo Mourning	1,623
1996-97	Tim Hardaway	1,644
1997-98	Tim Hardaway	1,528
1998-99	Alonzo Mourning	924
1999-00	Alonzo Mourning	1,718
2000-01	Anthony Mason	1,290
2001-02	Eddie Jones	1,480
2002-03	Caron Butler	1,201
2003-04	Eddie Jones	1,401
2004-05	Dwyane Wade	1,854
2005-06	Dwyane Wade	2,040
2006-07	Dwyane Wade	1,397
2007-08	Dwyane Wade	1,254
2008-09	Dwyane Wade	2,386
2009-10	Dwyane Wade	2,045
2010-11	LeBron James	2,111
2011-12	LeBron James	1,683
2012-13	LeBron James	2,036

Management

Players

12/13 Review

Records

Playoffs

History

All-Time Roster

NBA/NBADL

Opponents

Media

YEARLY LEADERS

SCORING AVERAGE

1988-89	Kevin Edwards	13.8
1989-90	Rony Seikaly	16.6
1990-91	Sherman Douglas	18.5
1991-92	Glen Rice	22.3
1992-93	Glen Rice	19.0
1993-94	Glen Rice	21.1
1994-95	Glen Rice	22.3
1995-96	Alonzo Mourning	23.2
1996-97	Tim Hardaway	20.3
1997-98	Alonzo Mourning	19.2
1998-99	Alonzo Mourning	20.1
1999-00	Alonzo Mourning	21.7
2000-01	Eddie Jones	17.4
2001-02	Eddie Jones	18.3
2002-03	Eddie Jones	18.5
2003-04	Eddie Jones	17.3
2004-05	Dwyane Wade	24.1
2005-06	Dwyane Wade	27.2
2006-07	Dwyane Wade	27.4
2007-08	Dwyane Wade	24.6
2008-09	Dwyane Wade	30.2
2009-10	Dwyane Wade	26.6
2010-11	LeBron James	26.7
2011-12	LeBron James	27.1
2012-13	LeBron James	26.8

FIELD GOALS MADE

1988-89	Kevin Edwards	470
1989-90	Rony Seikaly	486
1990-91	Glen Rice	550
1991-92	Glen Rice	672
1992-93	Glen Rice	582
1993-94	Glen Rice	663
1994-95	Glen Rice	667
1995-96	Alonzo Mourning	563
1996-97	Tim Hardaway	575
1997-98	Tim Hardaway	558
1998-99	Alonzo Mourning	324
1999-00	Alonzo Mourning	652
2000-01	Brian Grant	484
2001-02	Eddie Jones	517
2002-03	Caron Butler	429
2003-04	Lamar Odom	485
2004-05	Shaquille O'Neal	658
2005-06	Dwyane Wade	699
2006-07	Dwyane Wade	472
2007-08	Dwyane Wade	439
2008-09	Dwyane Wade	854
2009-10	Dwyane Wade	719
2010-11	LeBron James	758
2011-12	LeBron James	621
2012-13	LeBron James	765

FIELD GOALS ATTEMPTED

1988-89	Kevin Edwards	1,105
1989-90	Glen Rice	1,071
1990-91	Glen Rice	1,193
1991-92	Glen Rice	1,432
1992-93	Glen Rice	1,324
1993-94	Glen Rice	1,421
1994-95	Glen Rice	1,403
1995-96	Alonzo Mourning	1,076
1996-97	Tim Hardaway	1,384
1997-98	Tim Hardaway	1,296
1998-99	Tim Hardaway	752
1999-00	Alonzo Mourning	1,184
2000-01	Tim Hardaway	1,042
2001-02	Eddie Jones	1,198
2002-03	Caron Butler	1,032
2003-04	Eddie Jones	1,156
2004-05	Dwyane Wade	1,318
2005-06	Dwyane Wade	1,413
2006-07	Dwyane Wade	962
2007-08	Ricky Davis	971
2008-09	Dwyane Wade	1,739
2009-10	Dwyane Wade	1,511
2010-11	LeBron James	1,485
2011-12	LeBron James	1,169
2012-13	LeBron James	1,354

3-POINT FIELD GOALS MADE

1988-89	Jon Sundvold	48
1989-90	Jon Sundvold	44
1990-91	Glen Rice	71
1991-92	Glen Rice	155
1992-93	Glen Rice	148
1993-94	Glen Rice	132
1994-95	Glen Rice	185
1995-96	Rex Chapman	125
1996-97	Tim Hardaway	203
1997-98	Tim Hardaway	155
1998-99	Tim Hardaway	112
1999-00	Tim Hardaway	112
2000-01	Tim Hardaway	189
2001-02	Eddie Jones	149
2002-03	Eddie Jones	98
2003-04	Eddie Jones	177
2004-05	Damon Jones	225
2005-06	Antoine Walker	137
2006-07	Jason Kapono	108
2007-08	Ricky Davis	135
2008-09	Daequan Cook	153
2009-10	Quentin Richardson	142
2010-11	James Jones	123
2011-12	Mario Chalmers	101
2012-13	Ray Allen	139

YEARLY LEADERS

Management
Players
12/13 Review
Records
Playoffs
History
All-Time Roster
NBA/NBADL
Opponents
Media

3-POINT FIELD GOALS ATTEMPTED

1988-89	Jon Sundvold	92
1989-90	Jon Sundvold	100
1990-91	Glen Rice	184
1991-92	Glen Rice	396
1992-93	Glen Rice	386
1993-94	Glen Rice	346
1994-95	Glen Rice	451
1995-96	Rex Chapman	337
1996-97	Tim Hardaway	590
1997-98	Tim Hardaway	442
1998-99	Tim Hardaway	311
1999-00	Dan Majerle	304
2000-01	Tim Hardaway	517
2001-02	Eddie Jones	382
2002-03	Eddie Jones	241
2003-04	Eddie Jones	479
2004-05	Damon Jones	521
2005-06	Antoine Walker	383
2006-07	Antoine Walker	305
2007-08	Ricky Davis	333
2008-09	Daequan Cook	395
2009-10	Quentin Richardson	358
2010-11	James Jones	287
2011-12	Mario Chalmers	260
2012-13	Ray Allen	332

FREE THROWS MADE

1988-89	Grant Long	304
1989-90	Rony Seikaly	256
1990-91	Sherman Douglas	284
1991-92	Rony Seikaly	370
1992-93	Rony Seikaly	397
1993-94	Rony Seikaly	304
1994-95	Glen Rice	312
1995-96	Alonzo Mourning	488
1996-97	Alonzo Mourning	363
1997-98	Alonzo Mourning	309
1998-99	Alonzo Mourning	276
1999-00	Alonzo Mourning	414
2000-01	Anthony Mason	370
2001-02	Eddie Jones	297
2002-03	Caron Butler	309
2003-04	Lamar Odom	340
2004-05	Dwyane Wade	581
2005-06	Dwyane Wade	629
2006-07	Dwyane Wade	432
2007-08	Dwyane Wade	354
2008-09	Dwyane Wade	590
2009-10	Dwyane Wade	534
2010-11	LeBron James	503
2011-12	LeBron James	387
2012-13	LeBron James	403

FREE THROWS ATTEMPTED

1988-89	Grant Long	406
1989-90	Rony Seikaly	431
1990-91	Rony Seikaly	417
1991-92	Rony Seikaly	505
1992-93	Rony Seikaly	540
1993-94	Rony Seikaly	422
1994-95	Glen Rice	365
1995-96	Alonzo Mourning	712
1996-97	Alonzo Mourning	565
1997-98	Alonzo Mourning	465
1998-99	Alonzo Mourning	423
1999-00	Alonzo Mourning	582
2000-01	Anthony Mason	474
2001-02	Alonzo Mourning	431
2002-03	Caron Butler	375
2003-04	Lamar Odom	458
2004-05	Shaquille O'Neal	765
2005-06	Dwyane Wade	803
2006-07	Dwyane Wade	535
2007-08	Dwyane Wade	467
2008-09	Dwyane Wade	771
2009-10	Dwyane Wade	702
2010-11	LeBron James	663
2011-12	LeBron James	502
2012-13	LeBron James	535

TOTAL REBOUNDS

1988-89	Billy Thompson	572
1989-90	Rony Seikaly	766
1990-91	Rony Seikaly	709
1991-92	Rony Seikaly	934
1992-93	Rony Seikaly	846
1993-94	Rony Seikaly	740
1994-95	Kevin Willis	696
1995-96	Alonzo Mourning	727
1996-97	P.J. Brown	670
1997-98	P.J. Brown	635
1998-99	Alonzo Mourning	507
1999-00	Alonzo Mourning	753
2000-01	Anthony Mason	770
2001-02	Alonzo Mourning	632
2002-03	Brian Grant	837
2003-04	Lamar Odom	776
2004-05	Shaquille O'Neal	760
2005-06	Udonis Haslem	634
2006-07	Udonis Haslem	654
2007-08	Udonis Haslem	443
2008-09	Udonis Haslem	618
2009-10	Udonis Haslem	629
2010-11	Chris Bosh	641
2011-12	LeBron James	492
2012-13	LeBron James	610

YEARLY LEADERS

OFFENSIVE REBOUNDS

1988-89	Billy Thompson	241
1989-90	Rony Seikaly	253
1990-91	Grant Long	225
1991-92	Rony Seikaly	307
1992-93	Rony Seikaly	259
1993-94	Rony Seikaly	244
1994-95	Kevin Willis	217
1995-96	Alonzo Mourning	218
1996-97	P.J. Brown	239
1997-98	P.J. Brown	235
1998-99	Alonzo Mourning	166
1999-00	P.J. Brown	216
2000-01	Brian Grant	217
2001-02	Alonzo Mourning	182
2002-03	Brian Grant	241
2003-04	Udonis Haslem	189
2004-05	Shaquille O'Neal	253
2005-06	Shaquille O'Neal	172
2006-07	Udonis Haslem	188
2007-08	Udonis Haslem	107
2008-09	Udonis Haslem	169
2009-10	Udonis Haslem	167
2010-11	Chris Bosh	141
2011-12	Udonis Haslem	117
2012-13	Chris Bosh	131

DEFENSIVE REBOUNDS

1988-89	Rony Seikaly	345
1989-90	Rony Seikaly	513
1990-91	Rony Seikaly	502
1991-92	Rony Seikaly	627
1992-93	Rony Seikaly	587
1993-94	Rony Seikaly	496
1994-95	Kevin Willis	479
1995-96	Alonzo Mourning	509
1996-97	Alonzo Mourning	467
1997-98	P.J. Brown	400
1998-99	Alonzo Mourning	341
1999-00	Alonzo Mourning	538
2000-01	Anthony Mason	601
2001-02	Alonzo Mourning	450
2002-03	Brian Grant	596
2003-04	Lamar Odom	616
2004-05	Shaquille O'Neal	507
2005-06	Udonis Haslem	467
2006-07	Udonis Haslem	466
2007-08	Udonis Haslem	336
2008-09	Udonis Haslem	449
2009-10	Udonis Haslem	462
2010-11	LeBron James	510
2011-12	LeBron James	398
2012-13	LeBron James	513

REBOUND AVERAGE

1988-89	Billy Thompson	7.2
1989-90	Rony Seikaly	10.4
1990-91	Rony Seikaly	11.1
1991-92	Rony Seikaly	11.8
1992-93	Rony Seikaly	11.8
1993-94	Rony Seikaly	10.3
1994-95	Kevin Willis	10.7
1995-96	Alonzo Mourning	10.4
1996-97	Alonzo Mourning	9.9
1997-98	Alonzo Mourning	9.6
1998-99	Alonzo Mourning	11.0
1999-00	Alonzo Mourning	9.5
2000-01	Anthony Mason	9.6
2001-02	Alonzo Mourning	8.4
2002-03	Brian Grant	10.2
2003-04	Lamar Odom	9.7
2004-05	Shaquille O'Neal	10.4
2005-06	Shaquille O'Neal	9.2
2006-07	Udonis Haslem	8.3
2007-08	Udonis Haslem	9.0
2008-09	Udonis Haslem	8.2
2009-10	Udonis Haslem	8.1
2010-11	Chris Bosh	8.3
2011-12	Chris Bosh	7.9
	LeBron James	7.9
2012-13	LeBron James	8.0

ASSISTS

1988-89	Rory Sparrow	429
1989-90	Sherman Douglas	619
1990-91	Sherman Douglas	624
1991-92	Bimbo Coles	366
1992-93	Bimbo Coles	373
1993-94	Steve Smith	394
1994-95	Bimbo Coles	416
1995-96	Bimbo Coles	296
1996-97	Tim Hardaway	695
1997-98	Tim Hardaway	672
1998-99	Tim Hardaway	352
1999-00	Tim Hardaway	385
2000-01	Tim Hardaway	483
2001-02	Rod Strickland	463
2002-03	Travis Best	255
2003-04	Rafer Alston	372
2004-05	Dwyane Wade	520
2005-06	Dwyane Wade	503
2006-07	Dwyane Wade	384
2007-08	Dwyane Wade	354
2008-09	Dwyane Wade	589
2009-10	Dwyane Wade	501
2010-11	LeBron James	554
2011-12	LeBron James	387
2012-13	LeBron James	551

YEARLY LEADERS

STEALS

1988-89	Kevin Edwards	139
1989-90	Sherman Douglas	145
1990-91	Kevin Edwards	129
1991-92	Grant Long	139
1992-93	Grant Long	104
1993-94	Glen Rice	110
1994-95	Glen Rice	112
1995-96	Alonzo Mourning	70
1996-97	Tim Hardaway	151
1997-98	Tim Hardaway	136
1998-99	Tim Hardaway	57
1999-00	Anthony Carter	93
2000-01	Eddie Jones	110
2001-02	Eddie Jones	117
2002-03	Caron Butler	137
2003-04	Rafer Alston	114
2004-05	Dwyane Wade	121
2005-06	Dwyane Wade	146
2006-07	Dwyane Wade	107
2007-08	Ricky Davis	87
	Dwyane Wade	87
2008-09	Dwyane Wade	173
2009-10	Dwyane Wade	142
2010-11	LeBron James	124
2011-12	LeBron James	115
2012-13	LeBron James	129

BLOCKED SHOTS

1988-89	Billy Thompson	105
1989-90	Rony Seikaly	124
1990-91	Rony Seikaly	86
1991-92	Rony Seikaly	121
1992-93	Rony Seikaly	83
1993-94	Rony Seikaly	100
1994-95	John Salley	85
1995-96	Alonzo Mourning	189
1996-97	Alonzo Mourning	189
1997-98	Alonzo Mourning	130
1998-99	Alonzo Mourning	180
1999-00	Alonzo Mourning	294
2000-01	Brian Grant	71
2001-02	Alonzo Mourning	186
2002-03	Malik Allen	78
2003-04	Lamar Odom	71
2004-05	Shaquille O'Neal	171
2005-06	Alonzo Mourning	173
2006-07	Alonzo Mourning	178
2007-08	Shaquille O'Neal	54
2008-09	Dwyane Wade	106
2009-10	Joel Anthony	109
2010-11	Joel Anthony	93
2011-12	Joel Anthony	84
2012-13	Chris Bosh	101

ASSIST-TO-TURNOVER RATIO

1988-89	Rory Sparrow	2.10
1989-90	Rory Sparrow	3.10
1990-91	Bimbo Coles	2.37
1991-92	Brian Shaw	2.40
1992-93	Bimbo Coles	3.45
1993-94	Bimbo Coles	2.46
1994-95	Bimbo Coles	2.67
1995-96	Tony Smith	2.62
1996-97	Tim Hardaway	3.02
1997-98	Tim Hardaway	3.00
1998-99	Dan Majerle	2.73
1999-00	Dan Majerle	3.32
2000-01	Tim Hardaway	2.56
2001-02	Anthony Carter	2.97
2002-03	Anthony Carter	2.51
2003-04	Rafer Alston	2.91
2004-05	Damon Jones	3.57
2005-06	Jason Williams	2.87
2006-07	Jason Williams	3.22
2007-08	Jason Williams	3.37
2008-09	Chris Quinn	4.00
2009-10	Carlos Arroyo	4.17
2010-11	Carlos Arroyo	2.33
2011-12	Shane Battier	2.22
2012-13	Mike Miller	2.83

DOUBLE-DOUBLES

1988-89	Rony Seikaly	18
1989-90	Rony Seikaly	37
1990-91	Rony Seikaly	36
1991-92	Rony Seikaly	53
1992-93	Rony Seikaly	43
1993-94	Rony Seikaly	34
1994-95	Kevin Willis	36
1995-96	Alonzo Mourning	42
1996-97	Alonzo Mourning	32
1997-98	Tim Hardaway	35
1998-99	Alonzo Mourning	29
1999-00	Alonzo Mourning	38
2000-01	Anthony Mason	36
2001-02	Alonzo Mourning	26
2002-03	Brian Grant	31
2003-04	Lamar Odom	37
2004-05	Shaquille O'Neal	43
2005-06	Shaquille O'Neal	24
2006-07	Udonis Haslem	21
2007-08	Udonis Haslem	11
2008-09	Udonis Haslem	20
	Dwyane Wade	20
2009-10	Udonis Haslem	21
2010-11	LeBron James	31
2011-12	LeBron James	23
2012-13	LeBron James	36

Management

Players

12/13 Review

Records

Playoffs

History

All-Time Roster

NBA/NBADL

Opponents

Media

ROOKIE RECORDS

GAMES PLAYED

Mario Chalmers (2008-09)	82
Bimbo Coles (1990-91)	82
Grant Long (1988-89)	82
Michael Beasley (2008-09)	81
Sherman Douglas (1989-90)	81

GAMES STARTED

Mario Chalmers (2008-09)	82
Caron Butler (2002-03)	78
Grant Long (1988-89)	73
Sherman Douglas (1989-90)	66
Kevin Edwards (1988-89)	62
Rony Seikaly (1988-89)	62

SCORING AVERAGE

Dwyane Wade (2003-04)	16.2
Caron Butler (2002-03)	15.4
Sherman Douglas (1989-90)	14.3
Michael Beasley (2008-09)	13.9
Kevin Edwards (1988-89)	13.8

POINTS

Caron Butler (2002-03)	1,201
Sherman Douglas (1989-90)	1,155
Michael Beasley (2008-09)	1,123
Kevin Edwards (1988-89)	1,094
Glen Rice (1989-90)	1,048

FIELD GOALS MADE

Glen Rice (1989-90)	470
Kevin Edwards (1988-89)	470
Sherman Douglas (1989-90)	463
Michael Beasley (2008-09)	452
Caron Butler (2002-03)	429

FIELD GOALS ATTEMPTED

Kevin Edwards (1988-89)	1,105
Glen Rice (1989-90)	1,071
Caron Butler (2002-03)	1,032
Michael Beasley (2008-09)	957
Sherman Douglas (1989-90)	938

FIELD GOAL %

(500 FGA MIN.)

Kurt Thomas (1995-96)	50.1%
Sherman Douglas (1989-90)	49.4%
Grant Long (1988-89)	48.6%
Harold Miner (1992-93)	47.5%
Michael Beasley (2008-09)	47.2%

3-PT. FIELD GOALS MADE

Mario Chalmers (2008-09)	119
Daequan Cook (2007-08)	79
Khalid Reeves (1994-95)	67
Rasual Butler (2002-03)	50
Steve Smith (1991-92)	40

3-PT. FIELD GOALS ATTEMPTED

Mario Chalmers (2008-09)	311
Daequan Cook (2007-08)	238
Rasual Butler (2002-03)	171
Khalid Reeves (1994-95)	171
Steve Smith (1991-92)	125

3-PT. FIELD GOAL %

(50 3-PT. FGA MIN.)

Sasha Danilovic (1995-96)	43.6%
Michael Beasley (2008-09)	40.7%
Khalid Reeves (1994-95)	39.2%
Mario Chalmers (2008-09)	36.7%
Eddie House (2000-01)	34.5%



Caron Butler set HEAT rookie records in points (1,201), free throws made (309), free throw percentage (.824) and minutes (2,858) during the 2002-03 season.

ROOKIE RECORDS

FREE THROWS MADE

Caron Butler (2002-03)	309
Grant Long (1988-89)	304
Dwyane Wade (2003-04)	233
Willie Burton (1990-91)	229
Sherman Douglas (1989-90)	224

FREE THROWS ATTEMPTED

Grant Long (1988-89)	406
Caron Butler (2002-03)	375
Rony Seikaly (1988-89)	354
Sherman Douglas (1989-90)	326
Dwyane Wade (2003-04)	312

FREE THROW % (100 FTA MIN.)

Caron Butler (2002-03)	82.4%
Willie Burton (1990-91)	78.2%
Michael Beasley (2008-09)	77.2%
Mario Chalmers (2008-09)	76.7%
Udonis Haslem (2003-04)	76.5%

TOTAL REBOUNDS

Rony Seikaly (1988-89)	549
Grant Long (1988-89)	546
Udonis Haslem (2003-04)	473
Michael Beasley (2008-09)	439
Kurt Thomas (1995-96)	439

OFFENSIVE REBOUNDS

Grant Long (1988-89)	240
Rony Seikaly (1988-89)	204
Udonis Haslem (2003-04)	189
Caron Butler (2002-03)	135
Kurt Thomas (1995-96)	122

DEFENSIVE REBOUNDS

Rony Seikaly (1988-89)	345
Michael Beasley (2008-09)	329
Kurt Thomas (1995-96)	317
Grant Long (1988-89)	306
Udonis Haslem (2003-04)	284

ASSISTS

Sherman Douglas (1989-90)	619
Mario Chalmers (2008-09)	403
Anthony Carter (1999-00)	378
Kevin Edwards (1988-89)	349
Khalid Reeves (1994-95)	288

BLOCKED SHOTS

Rony Seikaly (1988-89)	96
Grant Long (1988-89)	48
Rasual Butler (2002-03)	43
Michael Beasley (2008-09)	37
Kurt Thomas (1995-96)	36

STEALS

Mario Chalmers (2008-09)	160
Sherman Douglas (1989-90)	145
Kevin Edwards (1988-89)	139
Caron Butler (2002-03)	137
Grant Long (1988-89)	122

MINUTES

Caron Butler (2002-03)	2,858
Mario Chalmers (2008-09)	2,626
Sherman Douglas (1989-90)	2,470
Grant Long (1988-89)	2,435
Kevin Edwards (1988-89)	2,349

PERSONAL FOULS

Grant Long (1988-89)	337
Willie Burton (1990-91)	275
Kurt Thomas (1995-96)	271
Rony Seikaly (1988-89)	258
Mario Chalmers (2008-09)	240

DISQUALIFICATIONS

Grant Long (1988-89)	13
Rony Seikaly (1988-89)	8
Kurt Thomas (1995-96)	7
Mario Chalmers (2008-09)	6
Matt Geiger (1992-93)	6
Willie Burton (1990-91)	6

TURNOVERS

Sherman Douglas (1989-90)	246
Kevin Edwards (1988-89)	246
Grant Long (1988-89)	201
Rony Seikaly (1988-89)	200
Dwyane Wade (2003-04)	196

Management

Players

12/13 Review

Records

Playoffs

History

All-Time
Roster

NBA/NBADL

Opponents

Media

MISCELLANEOUS

MIAMI HEAT ROOKIE SINGLE-GAME RECORDS

MOST POINTS:

37..... Sherman Douglas.... @ Boston (Apr. 12, 1990)

MOST FGM:

15..... Dwyane Wade..... vs. Atlanta (Dec. 16, 2003)

15..... Caron Butler..... vs. Minnesota (Mar. 28, 2003)

15..... Sherman Douglas.... @ Boston (Apr. 12, 1990)

MOST FGA:

26*..... Sherman Douglas.. @ L.A. Clippers (Mar. 14, 1990)

26..... Glen Rice..... vs. Boston (Jan. 13, 1990)

MOST 3-PT FGM:

6..... Mario Chalmers..... vs. Cleveland (Dec. 30, 2008)

6..... Sasha Danilovic..... @ Phoenix (Dec. 9, 1995)

MOST 3-PT FGA:

11*..... Khalid Reeves..... vs. Phoenix (Mar. 19, 1995)

MOST FTM:

14..... Dwyane Wade..... vs. Utah (Feb. 17, 2004)

MOST FTA:

17..... Dwyane Wade..... vs. Utah (Feb. 17, 2004)

* Overtime ** Double Overtime

MOST OFFENSIVE REBOUNDS:

8..... Udonis Haslem..... vs. Detroit (Oct. 31, 2003)

8..... Grant Long..... @ L.A. Clippers (Mar. 15, 1989)

MOST DEFENSIVE REBOUNDS:

14..... Michael Beasley..... vs. New York (Apr. 12, 2009)

MOST TOTAL REBOUNDS:

17..... Udonis Haslem..... vs. Boston (Jan. 20, 2004)

MOST ASSISTS:

17..... Sherman Douglas.... @ Atlanta (Feb. 26, 1990)

MOST STEALS:

9..... Mario Chalmers.. vs. Philadelphia (Nov. 5, 2008)

MOST TURNOVERS:

11..... Kevin Edwards..... @ Portland (Jan. 3, 1989)

MOST BLOCKS:

6..... Joel Anthony..... @ Indiana (Mar. 31, 2008)

6..... Grant Long..... @ Utah (Feb. 7, 1989)

6..... Rony Seikaly..... @ Denver (Dec. 30, 1988)

MOST MINUTES:

54**..... Kevin Edwards..... vs. Denver (Mar. 10, 1989)

THE RECORD-SETTING 27-GAME WIN STREAK

In a historic season filled with many highlights, one of the most enduring memories of the 2012-13 season for the Miami HEAT was a franchise-record 27-game winning streak from Feb. 3, 2013-Mar. 25, 2013. The streak began with a win at Toronto (100-85) on Feb. 3 and ended with a loss at Chicago (101-97) on Mar. 27. In addition to being the longest streak in franchise history it represents the second longest winning streak in NBA history.

KEY FACTS & FIGURES OF THE RECORD-SETTING STREAK

Home/Road:.....	14 at home/13 on the road
By Conference:.....	19 vs. the Eastern Conference/8 vs. the Western Conference
Come-from-Behind Victories:.....	25
Largest Come-from-Behind Victory:.....	27 at Cleveland on Mar. 20 (trailed 67-40 with 7:04 left in the 3rd quarter)
Double-Digit Comebacks:.....	7 (including four straight from Mar. 18-24)
Double-Digit Wins:.....	17
Wire-to-Wire Victories:.....	2 (at Oklahoma City on Feb. 14 and vs. Atlanta on Mar. 12)
Largest Win:.....	32 (109-77) vs. Charlotte on Mar. 24
One-point wins:.....	1 (97-96 vs. Orlando on Mar. 6)
Games Decided by 5-points or less:.....	6
Overtime Games:.....	1 (141-129 double-overtime vs. Sacramento on Feb. 26)
Scoring Margin:.....	+ 11.9 ppg (Miami: 2,843 points, 105.3 ppg/Opponents: 2,521 points, 93.4 ppg)
HEAT Scoring Leader:.....	LeBron James (728 points, 27.0 ppg)
HEAT Rebound Leader:.....	LeBron James (219 rebounds, 8.1 rpg)
HEAT Assist Leader:.....	LeBron James (215 assists, 8.0 apg)
Total Attendance:.....	533,375 (19,755 per game) with 24 sellouts

TEAMS DEFEATED: 20

Atlanta-2.....	(Game 8: 103-90 at Atlanta on Feb. 20/ Game 19: 98-81 at Miami on Mar. 12)	Milwaukee-1.....	(Game 21: 107-94 at Milwaukee on Mar. 15)
Boston-1.....	(Game 23: 105-103 at Boston on Mar. 18)	Minnesota-1.....	(Game 15: 97-81 at Minnesota on Mar. 4)
Charlotte-2.....	(Game 2: 99-94 at Miami on Feb. 4/ Game 26: 109-77 at Miami on Mar. 24)	New York-1.....	(Game 14: 99-93 at New York on Mar. 3)
Chicago-1.....	(Game 9: 86-67 at Chicago on Feb. 21)	Oklahoma City-1.....	(Game 7: 110-100 at Oklahoma City, Feb. 14)
Cleveland-2.....	(Game 11: 109-105 at Miami on Feb. 24/ Game 24: 98-95 at Cleveland on Mar. 20)	Orlando-2.....	(Game 16: 97-96 at Miami on Mar. 6/ Game 27: 108-94 at Orlando on Mar. 25)
Detroit-1.....	(Game 25: 103-89 at Miami on Mar. 22)	Philadelphia-3.....	(Game 10: 114-90 at Philadelphia on Feb. 23/ Game 17: 102-93 at Miami on Mar. 8/ Game 20: 98-94 at Philadelphia on Mar. 13)
Houston-1.....	(Game 3: 114-108 at Miami on Feb. 6)	Portland-1.....	(Game 6: 117-104 at Miami on Feb. 12)
Indiana-1.....	(Game 18: 105-91 at Miami on Mar. 10)	Sacramento-1.....	(Game 12: 141-129 in double-overtime at Miami on Feb. 26)
L.A. Clippers-1.....	(Game 4: 111-89 at Miami on Feb. 8)	Toronto-2.....	(Game 1: 100-85 in Toronto on Feb. 3/ Game 22: 108-91 at Toronto on Mar. 17)
L.A. Lakers-1.....	(Game 5: 107-97 at Miami on Mar. 10)		
Memphis-1.....	(Game 13: 98-91 at Miami on Mar. 1)		

LONGEST WINNING STREAKS

MIAMI HEAT

27	(Feb. 3, 2013-Mar. 25, 2013)
14	(Dec. 6, 2004-Jan. 1, 2005)
12	(Nov. 29, 2010-Dec. 18, 2010)
12	(Feb. 26, 2005-Mar. 19, 2005)
11	(Jan. 27, 1997-Feb. 20, 1997)

NBA

33	L.A. Lakers (Nov. 5, 1971-Jan. 7, 1972)
27	Miami HEAT (Feb. 3, 2013-Mar. 25, 2013)
22	Houston Rockets (Jan. 29, 2008-Mar. 16, 2008)
20	Milwaukee Bucks (Feb. 6, 1971-Mar. 8, 1971)
20	Washington Capitals (Mar. 13, 1948-Dec. 4, 1948)

MISCELLANEOUS

TRIPLE-DOUBLES: HEAT PLAYERS (17)

LeBron James @ Cleveland, Mar. 20, 2013
25 points, 12 rebounds, 10 assists

LeBron James @ Philadelphia, Feb. 23, 2013
16 points, 11 assists, 10 rebounds

LeBron James vs. Toronto (OT), Jan. 23, 2013
31 points, 11 assists, 10 rebounds

LeBron James @ Washington, Dec. 4, 2012
26 points, 13 rebounds, 11 assists

LeBron James @ Cleveland, Mar. 29, 2011
27 points, 12 assists, 10 rebounds

Dwyane Wade @ Charlotte, Feb. 4, 2011
22 points, 12 rebounds, 10 assists

LeBron James @ L.A. Lakers, Dec. 25, 2010
27 points, 11 rebounds, 10 assists

LeBron James @ New York, Dec. 17, 2010
32 points, 11 rebounds, 10 assists

LeBron James vs. Utah, Nov. 9, 2010
20 points, 14 assists, 11 rebounds

Shaquille O'Neal vs. Toronto, Apr. 11, 2006
15 points, 11 rebounds, 10 assists

Dwyane Wade @ Seattle, Jan. 13, 2006
15 points, 14 assists, 10 rebounds

Dwyane Wade @ N.O./Okla. City, Jan. 4, 2006
19 points, 10 rebounds, 10 assists

Dwyane Wade @ Detroit, Dec. 30, 2004
31 points, 10 rebounds, 10 assists

Lamar Odom vs. Sacramento, Mar. 6, 2004
30 points, 19 rebounds, 11 assists

Billy Owens vs. Minnesota, Jan. 5, 1995
19 points, 10 rebounds, 10 assists

Steve Smith vs. Denver (2 OT), Feb. 15, 1993
21 points, 12 assists, 10 rebounds

Rory Sparrow vs. Dallas, Apr. 18, 1989
24 points, 10 rebounds, 10 assists

TRIPLE-DOUBLES: OPPONENTS (20)

Paul Pierce @ Boston (OT), Jan. 27, 2013
17 points, 13 rebounds, 10 assists

Rajon Rondo @ Boston, Apr. 1, 2012
16 points, 14 assists, 11 rebounds

Rajon Rondo @ Boston, Feb. 13, 2011
11 points, 10 rebounds, 10 assists

LeBron James @ Cleveland, Mar. 7, 2009
14 points, 12 assists, 10 rebounds

Mo Williams @ Milwaukee, Dec. 20, 2006
19 points, 11 rebounds, 10 assists

Vince Carter @ New Jersey, Feb. 4, 2006
28 points, 13 rebounds, 10 assists

Jamal Mashburn @ New Orleans, Feb. 26, 2003
18 points, 13 rebounds, 13 assists

Ben Wallace @ Detroit, Nov. 20, 2002
19 rebounds, 12 points, 10 blocks

Jason Kidd @ New Jersey, Mar. 15, 2002
14 assists, 12 rebounds, 11 points

Andre Miller vs. Cleveland, Nov. 2, 2001
30 points, 12 assists, 10 rebounds

Derek Anderson @ L.A. Clippers, Dec. 6, 1999
16 points, 12 assists, 10 rebounds

Kendall Gill @ New Jersey, Apr. 3, 1999
15 points, 11 steals, 10 rebounds

Bobby Phills @ Cleveland, Apr. 19, 1995
11 points, 11 rebounds, 10 assists

Vlade Divac @ L.A. Lakers, Jan. 8, 1995
21 points, 11 rebounds, 10 assists

Mookie Blaylock @ Atlanta, Mar. 26, 1994
17 points, 14 assists, 11 rebounds

Kenny Anderson @ New Jersey (2 OT), Dec. 13, 1993
32 points, 11 assists, 10 rebounds

Earvin "Magic" Johnson vs. L.A. Lakers, Mar. 12, 1991
21 points, 14 assists, 11 rebounds

Larry Bird @ Boston, Nov. 26, 1990
21 points, 14 rebounds, 11 assists

Alvin Robertson @ Milwaukee, Jan. 21, 1990
19 points, 15 rebounds, 10 assists

Clyde Drexler vs. Houston, Feb. 26, 1989
26 points, 11 rebounds, 10 assists

Management

Players

12/13 Review

Records

Playoffs

History

All-Time Roster

NBA/NBADL

Opponents

Media

MISCELLANEOUS

TOP SCORING GAMES – HEAT PLAYERS

56.....	Glen Rice vs. Orlando.....	4-15-95
55.....	Dwyane Wade vs. New York.....	4-12-09
51.....	LeBron James @ Orlando.....	2-3-11
50***.....	Dwyane Wade vs. Utah.....	3-14-09
50.....	Dwyane Wade @ Orlando.....	2-22-09
50.....	Alonzo Mourning vs. Washington.....	3-29-96
48*.....	Dwyane Wade vs. Chicago.....	3-9-09
48*.....	Dwyane Wade vs. Orlando.....	12-28-07
48*.....	Dwyane Wade @ Philadelphia.....	4-14-05
46.....	Dwyane Wade vs. New York.....	2-28-09
46.....	Glen Rice vs. Orlando.....	4-11-92
45.....	Dwyane Wade @ Houston.....	12-29-10
45*.....	Tim Hardaway @ Washington.....	3-7-97
45.....	Alonzo Mourning vs. Boston.....	2-3-96
45.....	Glen Rice @ L.A. Clippers.....	3-17-95
45.....	Glen Rice vs. Atlanta.....	2-3-93
44*.....	LeBron James @ Portland.....	1-9-11
44*.....	Dwyane Wade vs. Boston.....	1-6-10
44.....	Dwyane Wade @ Cleveland.....	4-1-06
43.....	LeBron James @ Atlanta.....	3-18-11
43*.....	Dwyane Wade @ Indiana.....	4-2-10
43.....	Dwyane Wade @ New Jersey.....	12-20-08
43.....	Dwyane Wade vs. Phoenix.....	11-28-08
43.....	Alonzo Mourning vs. New Jersey.....	2-23-00
42.....	Dwyane Wade vs. Orlando.....	3-30-09
42.....	Dwyane Wade @ Toronto.....	3-6-09
42.....	Dwyane Wade vs. Cleveland.....	1-21-08
42.....	Dwyane Wade vs. Golden State.....	3-10-06
42.....	Sherman Douglas @ Denver.....	12-27-90
41.....	LeBron James vs. Philadelphia.....	4-3-12
41.....	Dwyane Wade vs. Washington.....	2-25-11
41.....	Dwyane Wade @ Indiana.....	2-15-11
41.....	LeBron James vs. Indiana.....	2-8-11
41.....	Dwyane Wade vs. Washington.....	11-10-09
41.....	Dwyane Wade vs. Cleveland.....	3-2-09
41*.....	Dwyane Wade @ Sacramento.....	1-9-09
41.....	Dwyane Wade vs. Charlotte Bobcats.....	12-8-08
41*.....	Dwyane Wade vs. New Jersey.....	12-20-07
41.....	Dwyane Wade vs. Cleveland.....	2-1-07
41.....	Dwyane Wade vs. Memphis.....	12-11-06
41*.....	Dwyane Wade vs. Washington.....	12-11-05

TOP REBOUND GAMES – HEAT PLAYERS

34.....	Rony Seikaly vs. Washington.....	3-3-93
24**.....	Kevin Willis vs. Milwaukee.....	12-21-94
24.....	Rony Seikaly vs. Cleveland.....	12-11-91
23.....	Rony Seikaly vs. Chicago.....	3-11-93
22.....	Isaac Austin vs. Toronto.....	11-22-97
22.....	Alonzo Mourning vs. Char. Hornets.....	1-19-96
22.....	Rony Seikaly vs. L.A. Clippers.....	3-5-93
22.....	Rony Seikaly @ Orlando.....	11-28-89
21.....	Alonzo Mourning @ Orlando.....	11-26-05
21.....	Shaquille O'Neal @ San Antonio.....	11-12-04
21.....	Brian Grant vs. Seattle.....	11-8-00
21.....	Alonzo Mourning @ Milwaukee.....	3-24-99
21.....	Kevin Willis vs. Boston.....	2-3-96
21.....	Rony Seikaly @ L.A. Lakers.....	3-21-94
21.....	Rony Seikaly @ Milwaukee.....	4-8-93
21*.....	Rony Seikaly @ Denver.....	3-15-93
21.....	Rony Seikaly vs. Seattle.....	1-29-92
21.....	Rony Seikaly @ Boston.....	4-12-91
21.....	Rony Seikaly vs. New Jersey.....	3-10-91
21.....	Rony Seikaly vs. Dallas.....	11-14-90
21.....	Rony Seikaly vs. Orlando.....	3-7-90

TOP SCORING GAMES – OPPONENTS

53.....	Willie Burton @ Philadelphia.....	12-13-94
52.....	Jamal Crawford @ New York.....	1-26-07
51.....	Vince Carter vs. New Jersey.....	12-23-05
51**.....	Alex English vs. Denver.....	3-10-89
50.....	Carmelo Anthony vs. New York.....	4-2-13
50.....	Michael Jordan vs. Chicago.....	11-6-96
47.....	LeBron James @ Cleveland.....	4-1-06
47.....	LeBron James vs. Cleveland.....	3-12-06
47.....	Gilbert Arenas @ Washington.....	12-30-05
47.....	Michael Jordan @ Chicago.....	4-1-90
46*.....	Paul Millsap vs. Utah.....	11-9-10
45.....	Allen Iverson vs. Philadelphia.....	11-27-06
45.....	Allen Iverson @ Philadelphia.....	1-24-05
44.....	Jason Richardson vs. Golden State.....	3-10-06
43.....	Jeff Green @ Boston.....	3-18-13
43**.....	Ben Gordon vs. Chicago.....	3-9-09
43.....	Vince Carter @ New Jersey.....	4-2-06
43*.....	Hakeem Olajuwon vs. Houston.....	4-8-89
42.....	Carmelo Anthony @ New York.....	4-15-12
42.....	LeBron James vs. Cleveland.....	3-2-09
42*.....	Kobe Bryant @ L.A. Lakers.....	12-25-04
42*.....	Glen Rice @ Charlotte Hornets.....	1-2-98
42.....	Shaquille O'Neal vs. Orlando.....	11-5-93
42.....	Nick Anderson @ Orlando.....	11-6-92
42.....	Reggie Lewis @ Boston.....	4-12-91
41.....	Rudy Gay vs. Memphis.....	12-13-09
41.....	LeBron James @ Cleveland.....	12-17-05
41.....	Dirk Nowitzki vs. Dallas.....	11-11-04
41.....	Paul Pierce @ Boston.....	4-11-01
41.....	Allen Iverson vs. Philadelphia.....	4-10-01
41**.....	Grant Hill vs. Detroit.....	11-2-99
41.....	Dee Brown vs. Boston.....	3-28-95
40.....	Kevin Durant @ Oklahoma City.....	2-14-13
40*.....	Jamal Crawford @ Golden State.....	12-1-08
40.....	Ben Gordon @ Chicago.....	12-27-06
40.....	Carmelo Anthony vs. Denver.....	12-9-05
40.....	Shaquille O'Neal vs. L.A. Lakers.....	4-7-02
40.....	Reggie Miller @ Indiana.....	4-6-96
40.....	Michael Jordan @ Chicago.....	4-4-96
40.....	Hersey Hawkins vs. Philadelphia.....	4-10-93
40.....	Michael Jordan vs. Chicago.....	1-8-92
40.....	Karl Malone @ Utah.....	1-2-91
40.....	Larry Bird @ Boston.....	4-12-90

TOP REBOUND GAMES – OPPONENTS

29*.....	Nikola Vucevic @ Orlando.....	12-31-12
27*.....	Andrew Bogut @ Milwaukee.....	1-7-11
26.....	Dennis Rodman @ San Antonio.....	2-19-94
26.....	Patrick Ewing @ New York.....	12-19-92
25*.....	Dwight Howard @ Orlando.....	3-13-12
25.....	Tim Duncan vs. San Antonio.....	2-1-03
25.....	Dennis Rodman @ Detroit.....	1-31-92
24.....	Dwight Howard @ Orlando.....	2-8-12
24.....	Shawn Marion vs. Phoenix.....	11-9-07
24.....	Dennis Rodman vs. Detroit.....	1-5-93
23*.....	Dikembe Mutombo @ Denver.....	3-15-93
22.....	Al Horford @ Atlanta.....	2-27-09
22.....	Ben Wallace vs. Detroit.....	11-22-02
22.....	Dennis Rodman vs. Chicago.....	11-6-96
22.....	Dennis Rodman @ San Antonio.....	1-12-95
22.....	Kevin Willis @ Atlanta.....	2-10-94
22.....	Patrick Ewing vs. New York.....	4-2-93
22.....	James Donaldson @ Dallas.....	2-16-89
21.....	Nikola Vucevic vs. Orlando.....	3-6-13
21*.....	Dwight Howard vs. Orlando.....	12-28-07
21.....	Marcus Camby @ Denver.....	12-2-07
21.....	Kevin Garnett @ Minnesota.....	11-16-04
21.....	Ben Wallace @ Detroit.....	12-3-03
21*.....	Ben Wallace @ Detroit.....	12-30-00
21.....	Gheorghe Muresan vs. Washington.....	1-17-96

*Overtime **Double Overtime ***Triple Overtime

MISCELLANEOUS

SHORTEST GAMES

1:45.....	@ Philadelphia	Apr. 1, 1992
1:48.....	@ Philadelphia	Apr. 21, 1993
1:49.....	@ Cleveland	Apr. 6, 1993
1:51.....	@ Houston	Dec. 26, 1994
1:51.....	vs. New Jersey	Mar. 10, 1991
1:51.....	@ Atlanta	Apr. 21, 1990

LONGEST GAMES

3:34***	@ Atlanta	Jan. 5, 2012
3:21**	vs. Detroit	Nov. 2, 1999
3:20**	@ Boston	Dec. 4, 1995
3:19***	@ Philadelphia	Nov. 20, 1992
3:17**	vs. Chicago	Mar. 9, 2009

(Each * indicates an overtime period)

LONGEST NON-OVERTIME GAMES

2:56.....	vs. Indiana	Nov. 3, 2005
2:53.....	@ Atlanta	Mar. 21, 2000
2:51.....	@ L.A. Lakers	Dec. 4, 2009
2:51.....	vs. Orlando	Mar. 30, 2009
2:50.....	@ Boston	Feb. 3, 2010
2:50.....	vs. L.A. Lakers	Dec. 25, 2005

LARGEST VICTORY

43.....	vs. L.A. Clippers (126-83)	Dec. 29, 1994
41.....	vs. Minnesota (113-72)	Mar. 5, 1996
39.....	vs. Char. Bobcats (129-90)	Jan. 1, 2012
39.....	vs. Milwaukee (110-71)	Mar. 14, 2005
38.....	vs. Utah (121-83)	Mar. 14, 2006
37.....	vs. Philadelphia (120-83)	Mar. 5, 1994
35.....	vs. Indiana (118-83)	Jan. 4, 2012
35.....	vs. L.A. Clippers (126-91)	Feb. 2, 1990
34.....	vs. Indiana (114-80)	Dec. 27, 2009
34.....	@ Atlanta (107-73)	Jan. 1, 2003

LARGEST DEFEAT

68.....	@ Cleveland (148-80)	Dec. 17, 1991
47.....	vs. L.A. Lakers (138-91)	Nov. 23, 1988
45.....	@ Chicago (133-88)	Dec. 30, 1994
42.....	@ Toronto (96-54)	Mar. 19, 2008
42.....	vs. Chicago (108-66)	Oct. 31, 2006
42.....	@ Chicago (123-81)	Mar. 7, 1992
40.....	vs. L.A. Lakers (127-87)	Mar. 8, 1989
39.....	@ Char. Bobcats (104-65)	Jan. 20, 2010
39.....	vs. Utah (95-56)	Dec. 18, 2001
39.....	@ Phoenix (134-95)	Dec. 29, 1990
39.....	@ L.A. Lakers (132-93)	Jan. 7, 1990
39.....	@ Sacramento (108-69)	Apr. 10, 1989

CONSECUTIVE WINS: 27

Feb. 3, 2013 through Mar. 25, 2013

CONSECUTIVE LOSSES: 17

Nov. 5, 1988 through Dec. 12, 1988

CONSECUTIVE HOME WINS: 18

Jan. 23, 2005 through Apr. 5, 2005

CONSECUTIVE ROAD WINS: 14

Nov. 19, 1996 through Dec. 29, 1996

CONSECUTIVE HOME LOSSES: 11

Nov. 5, 1988 through Dec. 21, 1988

CONSECUTIVE ROAD LOSSES: 18

Dec. 15, 1988 through Mar. 11, 1989

HEAT HIGHEST SCORING OUTPUTS OFF THE BENCH (INDIVIDUAL)

Voshon Lenard.....	29.....	vs. Milwaukee (Dec. 16, 1999)
Udonis Haslem.....	28.....	vs. New Jersey (Nov. 14, 2009)
Michael Beasley.....	28.....	vs. Phoenix (Mar. 4, 2009)
Eddie House.....	28.....	vs. Orlando (Apr. 12, 2002)
Alonzo Mourning.....	28.....	vs. Indiana (Apr. 14, 2000)
Willie Burton.....	28*	@ Phoenix (Mar. 22, 1994)
Kevin Edwards.....	28.....	vs. Cleveland (Mar. 26, 1991)
Kevin Edwards.....	28.....	vs. Washington (Apr. 20, 1990)
Jon Sundvold.....	28.....	vs. Utah (Jan. 10, 1989)

MOST 20-POINT GAMES OFF THE HEAT BENCH

Kevin Edwards.....	22
Michael Beasley.....	10
Voshon Lenard.....	9
Willie Burton.....	8
Ray Allen.....	7
Eddie House.....	7
Harold Miner.....	7
Antoine Walker.....	7

Notes:

**57 different players have recorded at least one 20-point game off the HEAT bench

**The HEAT have had 168 20-point games all-time off the bench

**The HEAT individual single-season record for 20-point games off the bench is 10 and was set by Kevin Edwards during the 1990-91 season and matched by Michael Beasley during the 2008-09 season

**The HEAT single-season team record for most 20-point games off the bench is 17 and was set during the 1991-92 season

OPPONENTS HIGHEST SCORING OUTPUTS OFF THE BENCH (INDIVIDUAL)

Ben Gordon.....	40.....	@ Chicago (Dec. 27, 2006)
Marcus Thornton.....	36**	vs. Sacramento (Feb. 26, 2013)
Lamond Murray.....	32.....	vs. L.A. Clippers (Nov. 19, 1997)
Larry Stewart.....	32.....	vs. Washington (Apr. 23, 1993)
Vinnie Johnson.....	32.....	vs. Detroit (Feb. 28, 1991)
Kevin McHale.....	31.....	vs. Boston (Mar. 6, 1991)
Ricky Pierce.....	31.....	vs. Milwaukee (Mar. 25, 1990)

HIGHEST SCORING OUTPUTS

MIAMI

Through one quarter:.....	45	vs. L.A. Clippers (Nov. 19, 1997)
Through two quarters:.....	75	vs. L.A. Clippers (Nov. 19, 1997)
Through three quarters:.....	107	@ New Jersey (Feb. 6, 1991)
Through four quarters:.....	141	vs. Denver (Feb. 14, 1991)

OPPONENTS

Through one quarter:.....	47	@ Phoenix (Jan. 6, 2006)
Through two quarters:.....	80	vs. Philadelphia (Feb. 11, 1992)
Through three quarters:.....	114	@ Phoenix (Dec. 29, 1990)
Through four quarters:.....	148	@ Cleveland (Dec. 17, 1991)

LOWEST SCORING OUTPUTS

MIAMI

Through one quarter:.....	8	@ Orlando (Apr. 22, 1999)
Through two quarters:.....	22	@ Portland (Dec. 6, 2002)
Through three quarters:.....	37	@ Cha. Hornets (Dec. 20, 2000)
Through four quarters:.....	54	@ Toronto (Mar. 19, 2008)

OPPONENTS

Through one quarter:.....	8	@ Chicago (Apr. 10, 1999)
	8	vs. Seattle (Mar. 12, 2004)
Through two quarters:.....	23	@ Chicago (Apr. 10, 1999)
Through three quarters:.....	33	@ Chicago (Apr. 10, 1999)
Through four quarters:.....	49	@ Chicago (Apr. 10, 1999)

* Overtime ** Double Overtime *** Triple Overtime

MISCELLANEOUS

PLAYOFF CLINCHING DATES

<i>Season</i>	<i>Date Clinched</i>	<i>GR</i>
1991-92	April 19	0
1993-94	April 21	1
1995-96	April 19	1
1996-97	March 19	16
1997-98	March 25	12
1998-99	April 22	8
1999-00	March 30	11
2000-01	March 31	10
2003-04	April 6	5
2004-05	March 15	16
2005-06	March 19	16
2006-07	April 5	7
2008-09	April 3	6
2009-10	April 6	5
2010-11	March 10	17
2011-12	April 3	14
2012-13	March 8	22

GR = games remaining in season

HEAT MILESTONE VICTORIES

<i>Win</i>	<i>Date</i>	<i>Score/Opponent</i>
1	12-14-88	89-88 @ L.A. Clippers
100	12-8-92	126-112 @ Dallas
200	3-24-95	115-111 vs. Golden State
300	3-28-97	83-79 vs. Cleveland
400	11-11-99	128-105 vs. Dallas
500	11-6-01	87-85 (OT) vs. Seattle
600	4-12-04	84-77 @ Boston
700	3-8-06	118-112 vs. Washington
800	2-21-09	97-91 vs. Philadelphia
900	2-11-11	106-92 @ Detroit
1,000	3-8-13	102-93 vs. Philadelphia

YEAR-BY-YEAR OVERALL RECORD

<i>Season</i>	<i>W-L</i>	<i>PCT</i>
1988-89	15-67	.183
1989-90	18-64	.220
1990-91	24-58	.293
1991-92	38-44	.463
1992-93	36-46	.439
1993-94	42-40	.512
1994-95	32-50	.390
1995-96	42-40	.512
1996-97*	61-21	.744
1997-98*	55-27	.671
1998-99**	33-17	.660
1999-00*	52-30	.634
2000-01	50-32	.610
2001-02	36-46	.439
2002-03	25-57	.305
2003-04	42-40	.512
2004-05***	59-23	.720
2005-06***^!	52-30	.634
2006-07***	44-38	.537
2007-08	15-67	.183
2008-09	43-39	.524
2009-10	47-35	.573
2010-11***^	58-24	.707
2011-12***^!	46-20	.697
2012-13***^!	66-16	.805
TOTALS	1,031-971	.515

*-Atlantic Division Champions

**-Atlantic Division Co-Champions

***-Southeast Division Champions

^-Eastern Conference Champions

!-NBA Champions

HEAT HIGHEST INDIVIDUAL MONTHLY SCORING AVERAGES

<i>Player</i>	<i>Month</i>	<i>GP</i>	<i>PTS</i>	<i>PPG</i>
Dwyane Wade	March 2009	15	505	33.7*
Dwyane Wade	April 2009	6	201	33.5*
LeBron James	December 2011	4	132	33.0*
Dwyane Wade	February 2009	12	371	30.9
Dwyane Wade	April 2010	6	185	30.8
Dwyane Wade	February 2007	8	245	30.6*
LeBron James	January 2011	12	367	30.6*
Dwyane Wade	January 2007	12	364	30.3
Dwyane Wade	February 2006	10	298	29.8
LeBron James	February 2013	13	386	29.7

*-Led NBA

HEAT ALL-TIME COACHING RECORDS

<i>Coach</i>	<i>Years</i>	<i>W-L</i>	<i>Pct.</i>
Pat Riley	1995-03, 2005-08	454-395	.535
Erik Spoelstra	2008-13	260-134	.660
Kevin Loughery	1991-95	133-159	.455
Stan Van Gundy	2003-05	112-73	.605
Ron Rothstein	1988-91	57-189	.232
Alvin Gentry	1995	15-21	.417

MISCELLANEOUS

FIRST HALF SEASON RECORD

<i>Season</i>	<i>W-L</i>	<i>PCT</i>
1988-89	4-37	.098
1989-90	9-32	.220
1990-91	11-30	.268
1991-92	19-22	.463
1992-93	14-27	.341
1993-94	20-21	.488
1994-95	14-27	.341
1995-96	18-23	.439
1996-97	30-11	.732
1997-98	26-15	.634
1998-99	18-7	.720
1999-00	26-15	.634
2000-01	23-18	.561
2001-02	14-27	.341
2002-03	14-27	.341
2003-04	16-25	.390
2004-05	29-12	.707
2005-06	24-17	.585
2006-07	19-22	.463
2007-08	8-33	.195
2008-09	22-19	.537
2009-10	21-20	.512
2010-11	30-11	.732
2011-12	26-7	.788
2012-13	28-13	.682
TOTALS	483-518	.483

SECOND HALF SEASON RECORD

<i>Season</i>	<i>W-L</i>	<i>PCT</i>
1988-89	11-30	.268
1989-90	9-32	.220
1990-91	13-28	.317
1991-92	19-22	.463
1992-93	22-19	.537
1993-94	22-19	.537
1994-95	18-23	.439
1995-96	24-17	.585
1996-97	31-10	.756
1997-98	29-12	.707
1998-99	15-10	.600
1999-00	26-15	.634
2000-01	27-14	.659
2001-02	22-19	.537
2002-03	11-30	.268
2003-04	26-15	.634
2004-05	30-11	.732
2005-06	28-13	.683
2006-07	25-16	.610
2007-08	7-34	.171
2008-09	21-20	.512
2009-10	26-15	.634
2010-11	28-13	.683
2011-12	20-13	.606
2012-13	38-3	.927
TOTALS	548-453	.547

YEAR-BY-YEAR HOME RECORD

<i>Season</i>	<i>W-L</i>	<i>PCT</i>
1988-89	12-29	.293
1989-90	11-30	.268
1990-91	18-23	.429
1991-92	28-13	.683
1992-93	26-15	.634
1993-94	22-19	.537
1994-95	22-19	.537
1995-96	26-15	.634
1996-97	29-12	.707
1997-98	30-11	.732
1998-99	18-7	.720
1999-00	33-8	.805
2000-01	29-12	.707
2001-02	18-23	.439
2002-03	16-25	.390
2003-04	29-12	.707
2004-05	35-6	.854
2005-06	31-10	.756
2006-07	27-14	.659
2007-08	9-32	.220
2008-09	28-13	.683
2009-10	24-17	.585
2010-11	30-11	.732
2011-12	28-5	.848
2012-13	37-4	.902
TOTALS	616-385	.615

YEAR-BY-YEAR ROAD RECORD

<i>Season</i>	<i>W-L</i>	<i>PCT</i>
1988-89	3-38	.073
1989-90	7-34	.171
1990-91	6-35	.146
1991-92	10-31	.244
1992-93	10-31	.244
1993-94	20-21	.488
1994-95	10-31	.244
1995-96	16-25	.390
1996-97	32-9	.780
1997-98	25-16	.610
1998-99	15-10	.600
1999-00	19-22	.463
2000-01	21-20	.512
2001-02	18-23	.439
2002-03	9-32	.220
2003-04	13-28	.317
2004-05	24-17	.585
2005-06	21-20	.512
2006-07	17-24	.415
2007-08	6-35	.146
2008-09	15-26	.366
2009-10	23-18	.561
2010-11	28-13	.683
2011-12	18-15	.545
2012-13	29-12	.707
TOTALS	415-586	.415

ALL-TIME MONTHLY RECORDS

<i>Month</i>	<i>W-L</i>	<i>PCT</i>
October	9-7	.563
November	146-177	.452
December	177-166	.516
January	164-196	.456
February	183-131	.583

<i>Month</i>	<i>W-L</i>	<i>PCT</i>
March	225-161	.583
April	125-131	.488
May	2-2	.500
TOTALS	1,031-971	.515

ATTENDANCE RECORDS

MIAMI HEAT ATTENDANCE RECORDS

SINGLE-GAME HIGHS (HOME)

Date	Opponent	Attendance
3-24-13	Charlotte	20,350
3-22-13	Detroit	20,350
3-12-13	Atlanta	20,350
4-2-13	New York	20,300
2-10-13	L.A. Lakers	20,300
12-25-12	Oklahoma City	20,300

SINGLE-GAME LOWS (HOME)

Date	Opponent	Attendance
11-18-88	Golden State	13,907
3-5-95	Washington	14,132
3-2-04	Toronto	14,178
3-4-03	Milwaukee	14,228
3-9-95	Portland	14,252

SINGLE-GAME HIGHS (AWAY)

Date	Opponent	Attendance
2-19-94	San Antonio	35,717
12-23-96	San Antonio	24,702
3-23-02	San Antonio	24,336
12-25-97	Chicago	24,182
3-10-98	Chicago	24,102

SINGLE-GAME LOWS (AWAY)

Date	Opponent	Attendance
2-20-89	New Jersey	4,076
1-29-91	Washington	6,101
1-12-89	Washington	6,487
1-16-92	Washington	6,522
11-27-96	L.A. Clippers	7,006

YEARLY HOME ATTENDANCE

Season	GP	Attendance	Sellouts	Average
1988-89	41	612,754	35	14,945
1989-90	41	615,328	41	15,008
1990-91	41	615,328	41	15,008
1991-92	41	613,583	34	14,965
1992-93	41	614,923	38	14,998
1993-94	41	617,242	18	15,055
1994-95	41	598,761	8	14,604
1995-96	41	606,091	13	14,783
1996-97	41	615,160	21	15,004
1997-98	41	614,861	24	14,997
1998-99	25	378,813	21	15,153
1999-00*	41	707,325	15	17,252
2000-01	41	677,186	20	16,517
2001-02	41	655,549	12	15,989
2002-03	41	628,242	10	15,323
2003-04	41	624,809	11	15,239
2004-05	41	815,143	36	19,882
2005-06	41	818,149	41	19,955
2006-07	41	808,541	41	19,721
2007-08	41	798,004	27	19,464
2008-09	41	748,778	22	18,263
2009-10	41	726,935	15	17,730
2010-11	41	810,930	41	19,779
2011-12	33	657,855	33	19,935
2012-13	41	819,290	41	19,983
TOTALS	1,001	16,799,580	659	16,783

*-1999-2000 season was split between the Miami Arena and the AmericanAirlines Arena. The breakdown is below.

Arena	GP	Attendance	Sellouts	Average
Miami Arena	13	192,841	5	14,834
AA Arena	28	514,484	10	18,374

ALL-TIME HOME ATTENDANCE BREAKDOWN

Arena	GP	Attendance	Sellouts	Average
Miami Arena	448	6,695,685	299	14,946
AA Arena	553	10,103,895	327	18,271

MOST CONSECUTIVE HOME SELLOUTS:

125 games (Feb. 13, 2005-Feb. 23, 2008)

YEARLY ROAD ATTENDANCE

Season	GP	Attendance	Sellouts	Average
1988-89	41	571,035	20	13,928
1989-90	41	599,057	18	14,611
1990-91	41	597,127	19	14,564
1991-92	41	606,727	17	14,798
1992-93	41	635,468	20	15,499
1993-94	41	659,387	22	16,083
1994-95	41	666,042	21	16,245
1995-96	41	713,406	23	17,400
1996-97	41	720,150	21	17,565
1997-98	41	720,514	17	17,574
1998-99	25	435,357	9	17,414
1999-00	41	694,050	13	16,928
2000-01	41	698,890	16	17,046
2001-02	41	684,785	13	16,702
2002-03	41	649,630	8	15,845
2003-04	41	677,500	9	16,524
2004-05	41	774,551	23	18,891
2005-06	41	778,657	29	18,992
2006-07	41	776,748	30	18,945
2007-08	41	717,647	18	17,504
2008-09	41	744,174	24	18,151
2009-10	41	739,679	22	18,041
2010-11	41	797,331	35	19,447
2011-12	33	640,193	28	19,400
2012-13	41	782,729	33	19,091
TOTALS	1,001	17,080,834	508	17,064

YEARLY TOTAL ATTENDANCE

Season	GP	Attendance	Sellouts	Average
1988-89	82	1,183,789	55	14,436
1989-90	82	1,214,385	59	14,810
1990-91	82	1,212,455	60	14,786
1991-92	82	1,220,310	51	14,882
1992-93	82	1,250,391	58	15,249
1993-94	82	1,276,629	40	15,569
1994-95	82	1,264,803	29	15,424
1995-96	82	1,319,497	36	16,091
1996-97	82	1,335,310	42	16,284
1997-98	82	1,335,375	41	16,285
1998-99	50	814,170	30	16,283
1999-00	82	1,401,375	28	17,090
2000-01	82	1,376,076	36	16,781
2001-02	82	1,340,334	25	16,346
2002-03	82	1,277,872	18	15,584
2003-04	82	1,302,309	20	15,882
2004-05	82	1,589,694	59	19,387
2005-06	82	1,596,806	70	19,473
2006-07	82	1,585,289	71	19,333
2007-08	82	1,515,651	45	16,426
2008-09	82	1,492,952	46	18,207
2009-10	82	1,466,614	37	17,886
2010-11	82	1,608,261	76	19,613
2011-12	66	1,298,048	61	19,667
2012-13	82	1,602,019	74	19,537
TOTALS	2,002	33,880,414	1,167	16,923

AMERICAN AIRLINES ARENA RECORDS

INDIVIDUALS REGULAR SEASON SINGLE-GAME HIGHS

MOST POINTS:

55.....Dwyane Wade vs. New YorkApr. 12, 2009

MOST FIELD GOALS MADE:

19.....Dwyane Wade vs. Sacramento (2 OT)Feb. 26, 2013

Paul Millsap (UTA) vs. Miami (OT)Mar. 9, 2010

Dwyane Wade vs. New YorkApr. 12, 2009

Dwyane Wade vs. Utah (3 OT)Mar. 14, 2009

MOST FIELD GOALS ATTEMPTED:

39.....Dwyane Wade vs. Utah (3 OT)Mar. 14, 2009

MOST THREE-POINT FIELD GOALS MADE:

8.....Ben Gordon (CHI) vs. Miami (2 OT)Mar. 9, 2009

J.R. Smith (DEN) vs. MiamiFeb. 12, 2008

Damon Jones vs. L.A. ClippersFeb. 16, 2005

MOST THREE-POINT FIELD GOALS ATTEMPTED:

14.....J.R. Smith (DEN) vs. MiamiFeb. 12, 2008

Tim Hardaway vs. New York (OT)Feb. 4, 2001

MOST FREE THROWS MADE:

24.....LeBron James (CLE) vs. MiamiMar. 12, 2006

MOST FREE THROWS ATTEMPTED:

28.....LeBron James (CLE) vs. MiamiMar. 12, 2006

MOST OFFENSIVE REBOUNDS:

9.....Nikola Vucevic (ORL) vs. MiamiMar. 6, 2013

Nikola Pekovic (MIN) vs. MiamiDec. 18, 2012

Zydrunas Ilgauskas vs. ClevelandJan. 31, 2011

Shaquille O'Neal vs. PortlandNov. 23, 2004

TEAM REGULAR SEASON SINGLE-GAME HIGHS

MOST POINTS:

141.....Miami vs. Sacramento (2 OT)Feb. 26, 2013

MOST POINTS (NON-OVERTIME GAME):

135.....Miami vs. PhoenixMar. 4, 2009

VICTORY MARGIN:

+42 (108-66)Chicago vs. MiamiOct. 31, 2006

MOST FIELD GOALS MADE:

56.....Miami vs. Sacramento (2 OT)Feb. 26, 2013

MOST FIELD GOALS ATTEMPTED:

109.....Milwaukee vs. Miami (OT)Nov. 21, 2012

BEST FIELD GOAL PERCENTAGE:

.622 (46-74)Miami vs. MinnesotaMar. 28, 2003

MOST THREE-POINT FIELD GOALS MADE:

18.....New York vs. MiamiDec. 6, 2012

New York vs. MiamiJan. 27, 2012

MOST THREE-POINT FIELD GOALS ATTEMPTED:

44.....New York vs. MiamiDec. 6, 2012

BEST THREE-POINT FIELD GOAL PERCENTAGE:

1.000 (3-3)Miami vs. TorontoOct. 31, 2001

MOST FREE THROWS MADE:

44.....Utah vs. Miami (OT)Nov. 19, 2004

MOST FREE THROWS ATTEMPTED:

52.....Utah vs. Miami (OT)Nov. 19, 2004

BEST FREE THROW PERCENTAGE:

1.0008 times
(last time: Boston, 13-13, vs. Miami, Apr. 12, 2013)

MOST OFFENSIVE REBOUNDS:

25.....Denver vs. MiamiFeb. 21, 2004

MOST DEFENSIVE REBOUNDS:

46.....Miami vs. ClevelandFeb. 2, 2006

New Jersey vs. MiamiDec. 23, 2005

MOST DEFENSIVE REBOUNDS:

23.....Tim Duncan (SA) vs. MiamiFeb. 1, 2003

MOST TOTAL REBOUNDS:

25.....Tim Duncan (SA) vs. MiamiFeb. 1, 2003

MOST ASSISTS:

16.....LeBron James vs. Sacramento (2 OT)Feb. 26, 2013

Rajon Rondo (BOS) vs. MiamiNov. 11, 2010

Dwyane Wade vs. PhoenixMar. 4, 2009

Dwyane Wade vs. DetroitFeb. 24, 2009

MOST STEALS:

9.....Mario Chalmers vs. PhiladelphiaNov. 5, 2008

MOST BLOCKED SHOTS:

9.....Alonzo Mourning vs. New YorkNov. 28, 2005

Shawn Bradley (DAL) vs. MiamiMar. 7, 2001

Alonzo Mourning vs. HoustonJan. 6, 2000

MOST TURNOVERS:

12.....Gilbert Arenas (WAS) vs. MiamiNov. 10, 2009

Dwyane Wade vs. ClevelandFeb. 1, 2007

MOST MINUTES PLAYED:

55.....Derrick Rose (CHI) vs. Miami (2 OT)Mar. 9, 2009

Jalen Rose (CHI) vs. Miami (2 OT)Jan. 18, 2003

MOST TOTAL REBOUNDS:

63.....Miami vs. L.A. ClippersFeb. 15, 2000

Orlando vs. Miami (OT)Jan. 2, 2000

REBOUND MARGIN:

+29 (53-24)Minnesota vs. MiamiDec. 18, 2012

+29 (59-30)Utah vs. MiamiDec. 18, 2001

MOST ASSISTS:

35.....Miami vs. Sacramento (2 OT)Feb. 26, 2013

MOST STEALS:

20.....Charlotte Bobcats vs. MiamiApr. 8, 2007

Charlotte Bobcats vs. MiamiNov. 12, 2005

MOST BLOCKED SHOTS:

14.....Miami vs. MinnesotaDec. 18, 2012

Miami vs. PortlandFeb. 13, 2007

MOST TURNOVERS:

29.....Orlando vs. MiamiNov. 1, 2000

MOST FOULS:

35.....Miami vs. BostonDec. 27, 2011

Miami vs. Utah (OT)Nov. 19, 2004

Miami vs. TorontoOct. 31, 2001

MOST POINTS IN THE PAINT:

84.....Miami vs. SeattleFeb. 25, 2006

MOST SECOND CHANCE POINTS:

34.....Minnesota vs. MiamiDec. 18, 2012

MOST FAST BREAK POINTS:

35.....Miami vs. SeattleFeb. 25, 2006

Phoenix vs. MiamiMar. 25, 2005

MOST POINTS OFF TURNOVERS:

41.....Miami vs. SacramentoOct. 31, 2008

CONSECUTIVE POINTS SCORED:

27.....Miami vs. New YorkJan. 22, 2007

Management

Players

12/13 Review

Records

Playoffs

History

All-Time
Roster

NBA/NBADL

Opponents

Media

AMERICAN AIRLINES ARENA RECORDS

TEAM REGULAR SEASON SINGLE-GAME LOWS

FEWEST POINTS:

56.....Miami vs. Utah.....Dec. 18, 2001

FEWEST FIELD GOALS MADE:

21.....Orlando vs. Miami.....Oct. 29, 2010
Charlotte Bobcats vs. Miami.....Mar. 20, 2010
New Jersey vs. Miami.....Jan. 23, 2004
San Antonio vs. Miami.....Feb. 1, 2003

FEWEST FIELD GOALS ATTEMPTED:

56.....San Antonio vs. Miami.....Feb. 1, 2003
New Jersey vs. Miami.....Dec. 13, 2002
Miami vs. Utah.....Dec. 1, 2000

LOWEST FIELD GOAL PERCENTAGE:

.277 (23-83).....Miami vs. Utah.....Dec. 18, 2001

FEWEST THREE-POINT FIELD GOALS MADE:

0.....9 times (last time: Miami vs. Atlanta, Mar. 7, 2012)

FEWEST THREE-POINT FIELD GOALS ATTEMPTED:

2.....Utah vs. Miami.....Mar. 10, 2003
Minnesota vs. Miami.....Nov. 20, 2001

LOWEST THREE-POINT FIELD GOAL PERCENTAGE:

.000....9 times (last time: Miami, 0-10, vs. Atlanta, Mar. 7, 2012)

FEWEST FREE THROWS MADE:

2.....Miami vs. Seattle.....Nov. 9, 2002

FEWEST FREE THROWS ATTEMPTED:

4.....Miami vs. Seattle.....Nov. 9, 2002

LOWEST FREE THROW PERCENTAGE:

.368 (7-19).....L.A. Lakers vs. Miami.....Dec. 19, 2000

FEWEST OFFENSIVE REBOUNDS:

0.....6 times (last time: Miami vs. Atlanta, Dec. 10, 2012)

FEWEST DEFENSIVE REBOUNDS:

17.....Utah vs. Miami.....Mar. 14, 2006

FEWEST TOTAL REBOUNDS:

24.....New York vs. Miami.....Apr. 2, 2013
Miami vs. Minnesota.....Dec. 18, 2012
Miami vs. Minnesota.....Feb. 18, 2009

FEWEST ASSISTS:

5.....Orlando vs. Miami.....Oct. 29, 2010

FEWEST STEALS:

0.....Miami vs. Washington.....Dec. 13, 2007

FEWEST BLOCKED SHOTS:

0.....25 times (last time: Washington vs. Miami, Dec. 15, 2012)

FEWEST TURNOVERS:

4.....Miami vs. Orlando.....Jan. 24, 2009

FEWEST FOULS:

9.....Miami vs. Philadelphia.....Mar. 8, 2013
Miami vs. Washington.....Dec. 23, 2003

FEWEST POINTS IN THE PAINT:

12.....New York vs. Miami.....Jan. 29, 2003
Miami vs. New Orleans.....Apr. 2, 2008

FEWEST SECOND CHANCE POINTS:

0.....5 times (last time: Miami vs. Memphis, Mar. 1, 2013)

FEWEST FAST BREAK POINTS:

0.....5 times (last time: Miami vs. Detroit, Apr. 6, 2008)

FEWEST POINTS OFF TURNOVERS:

2.....4 times
(last time: Houston vs. Miami, Feb. 9, 2010)

MIAMI HEAT IN AMERICAN AIRLINES ARENA

REGULAR SEASON:

1999-00.....	23-5.....	821
2000-01.....	29-12.....	707
2001-02.....	18-23.....	439
2002-03.....	16-25.....	390
2003-04.....	29-12.....	707
2004-05.....	35-6.....	854
2005-06.....	31-10.....	756
2006-07.....	27-14.....	659
2007-08.....	9-32.....	220
2008-09.....	28-13.....	683
2009-10.....	24-17.....	585
2010-11.....	30-11.....	732
2011-12.....	28-5.....	848
2012-13.....	37-4.....	902
TOTALS.....	364-189.....	.658

POSTSEASON:

1999-00.....	4-2.....	667
2000-01.....	0-2.....	.000
2003-04.....	6-1.....	857
2004-05.....	6-2.....	750
2005-06.....	11-1.....	917
2006-07.....	0-2.....	.000
2008-09.....	2-1.....	667
2009-10.....	1-1.....	500
2010-11.....	9-2.....	818
2011-12.....	11-2.....	846
2012-13.....	10-3.....	769
TOTALS.....	60-19.....	.759

HEAT VS. OPPONENTS @ AAA (REGULAR SEASON)

Atlanta.....	21-5.....	792
Boston.....	13-13.....	500
Brooklyn*.....	18-8.....	692
Charlotte.....	15-3.....	833
Chicago.....	20-6.....	769
Cleveland.....	19-7.....	731
Dallas.....	3-10.....	231
Denver.....	8-5.....	615
Detroit.....	13-10.....	565
Golden State.....	10-3.....	769
Houston.....	10-4.....	714
Indiana.....	15-9.....	625
L.A. Clippers.....	9-4.....	692
L.A. Lakers.....	9-5.....	643
Memphis**.....	8-6.....	571
Milwaukee.....	15-9.....	625
Minnesota.....	8-4.....	667
New Orleans***.....	12-6.....	667
New York.....	15-11.....	577
Oklahoma City***.....	9-5.....	643
Orlando.....	17-11.....	607
Philadelphia.....	18-8.....	692
Phoenix.....	9-5.....	643
Portland.....	4-8.....	333
Sacramento.....	12-1.....	923
San Antonio.....	8-6.....	571
Toronto.....	18-7.....	720
Utah.....	8-4.....	667
Washington.....	20-6.....	769
TOTALS.....	364-189.....	.658

*-Includes a 16-8 mark when they were the New Jersey Nets

** -Includes a 1-1 mark when they were the Vancouver Grizzlies

***-Includes a 3-2 mark against the Charlotte Hornets, a 2-0 mark when they were the New Orleans/Oklahoma City Hornets and a 7-4 mark as the New Orleans Hornets

****-Includes a 6-3 mark when they were the Seattle SuperSonics

AMERICAN AIRLINES ARENA RECORDS

HEAT MONTHLY RECORDS AT AAA

(REGULAR SEASON):

October.....	5-3.....	625
November.....	52-45.....	536
December.....	54-28.....	659
January.....	62-32.....	660
February.....	60-22.....	732
March.....	85-34.....	714
April.....	46-25.....	648

LARGEST HEAT MARGIN OF VICTORY

39 (129-90).....	vs. Char. Bobcats.....	Jan. 1, 2012
39 (110-71).....	vs. Milwaukee.....	Mar. 14, 2005
38 (121-83).....	vs. Utah.....	Mar. 14, 2006
35 (118-83).....	vs. Indiana.....	Jan. 4, 2012
34 (114-80).....	vs. Indiana.....	Dec. 27, 2009

LARGEST HEAT MARGIN OF DEFEAT

42 (108-66).....	vs. Chicago.....	Oct. 31, 2006
39 (95-56).....	vs. Utah.....	Dec. 18, 2001
35 (134-99).....	vs. Golden State.....	Mar. 7, 2008
32 (114-82).....	vs. Toronto.....	Feb. 4, 2008
30 (117-87).....	vs. Boston.....	Jan. 29, 2008
30 (126-96).....	vs. Chicago.....	Jan. 16, 2008

LONGEST AAA HEAT REGULAR SEASON

WINNING STREAK:

18 games..... (Jan. 23, 2005-Apr. 5, 2005)

LONGEST AAA HEAT WINNING STREAK

(Jan. 23, 2005-Apr. 5, 2005; Mar. 4, 2004-May 12, 2004)
twice

(REGULAR AND POSTSEASON):

7 games..... three times
(last time: Mar. 5, 2008-Mar. 21, 2008)

LARGEST AAA REGULAR SEASON CROWDS

20,350.....	vs. Charlotte.....	Mar. 24, 2013
20,350.....	vs. Detroit.....	Mar. 22, 2013
20,350.....	vs. Atlanta.....	Mar. 12, 2013
20,300.....	vs. New York.....	Apr. 2, 2013
20,300.....	vs. L.A. Lakers.....	Feb. 10, 2013
20,300.....	vs. Oklahoma City.....	Dec. 25, 2012

LARGEST POSTSEASON AAA CROWDS

20,288.....	vs. Chicago.....	Apr. 22, 2006
20,287.....	vs. Chicago.....	May 2, 2006
20,286.....	vs. New Orleans.....	May 4, 2004
20,283.....	vs. Chicago.....	Apr. 29, 2007
20,280.....	vs. Chicago.....	Apr. 27, 2007

SMALLEST AAA REGULAR SEASON CROWDS

14,178.....	vs. Toronto.....	Mar. 2, 2004
14,228.....	vs. Milwaukee.....	Mar. 4, 2003
14,327.....	vs. Boston.....	Jan. 20, 2004
14,332.....	vs. Atlanta.....	Feb. 20, 2004
14,338.....	vs. Milwaukee.....	Mar. 4, 2004

LONGEST AAA GAMES

3:17.....	vs. Chicago (2 OT).....	Mar. 9, 2009
3:07.....	vs. New York (OT).....	Feb. 4, 2001
3:06.....	vs. Utah (3 OT).....	Mar. 14, 2009
3:01.....	vs. Orlando (OT).....	Mar. 18, 2010
2:56.....	vs. Washington (OT).....	Dec. 11, 2005
2:56.....	vs. Indiana.....	Nov. 3, 2005

SHORTEST AAA GAMES

1:57.....	vs. New Orleans.....	Jan. 23, 2005
1:58.....	vs. Washington.....	Dec. 23, 2003
1:58.....	vs. Boston.....	Jan. 6, 2001
1:58.....	vs. Seattle.....	Mar. 2, 2000
1:58.....	vs. Detroit.....	Jan. 31, 2000

HEAT IN CHRISTMAS DAY GAMES (7-2)

DATE	OPPONENT	RESULT	HEAT HIGH SCORER	OPP. HIGH SCORER
Dec. 25, 1997	@ Chicago	L 90-80	Mashburn/20	Jordan/24
Dec. 25, 2004	@ L.A. Lakers	W 104-102 (OT)	Wade/29	Bryant/42
Dec. 25, 2005	vs. L.A. Lakers	W 97-92	Payton/21	Bryant/37
Dec. 25, 2006	vs. L.A. Lakers	W 101-85	Wade/40	Bryant/16
Dec. 25, 2007	@ Cleveland	L 96-82	Wade/22	James/25
Dec. 25, 2009	@ New York	W 93-87	Wade/30	Gallinari/26
Dec. 25, 2010	@ L.A. Lakers	W 96-80	James/27	Bryant, Gasol/17
Dec. 25, 2011	@ Dallas	W 105-94	James/37	Terry/23
Dec. 25, 2012	vs. Oklahoma City	W 103-97	James/29	Durant/33

HEAT CHRISTMAS DAY STARTING LINE-UPS

DATE	F	F	C	G	G
Dec. 25, 1997	Jamal Mashburn	P.J. Brown	Alonzo Mourning	Voshon Lenard	Tim Hardaway
Dec. 25, 2004	Eddie Jones	Udonis Haslem	Shaquille O'Neal	Dwyane Wade	Damon Jones
Dec. 25, 2005	James Posey	Udonis Haslem	Shaquille O'Neal	Dwyane Wade	Jason Williams
Dec. 25, 2006	Dorell Wright	Udonis Haslem	Alonzo Mourning	Dwyane Wade	Jason Williams
Dec. 25, 2007	Dorell Wright	Udonis Haslem	Shaquille O'Neal	Dwyane Wade	Jason Williams
Dec. 25, 2009	Michael Beasley	Quentin Richardson	Jermaine O'Neal	Dwyane Wade	Carlos Arroyo
Dec. 25, 2010	LeBron James	Chris Bosh	Zydrunas Ilgauskas	Dwyane Wade	Carlos Arroyo
Dec. 25, 2011	LeBron James	Chris Bosh	Joel Anthony	Dwyane Wade	Mario Chalmers
Dec. 25, 2012	LeBron James	Udonis Haslem	Chris Bosh	Dwyane Wade	Mario Chalmers

HEAT OPENING NIGHT STARTING LINE-UPS/RESULTS

SEASON	F	F	C	G	G
1988-89	Pat Cummings	Billy Thompson	Rony Seikaly	Kevin Edwards	Rory Sparrow
1989-90	Grant Long	Billy Thompson	Rony Seikaly	Kevin Edwards	Rory Sparrow
1990-91	Glen Rice	Billy Thompson	Rony Seikaly	Kevin Edwards	Sherman Douglas
1991-92	Willie Burton	Grant Long	Rony Seikaly	Glen Rice	Steve Smith
1992-93	John Salley	Willie Burton	Rony Seikaly	Glen Rice	Brian Shaw
1993-94	Glen Rice	John Salley	Rony Seikaly	Harold Miner	Steve Smith
1994-95	Glen Rice	Grant Long	John Salley	Steve Smith	Bimbo Coles
1995-96	Billy Owens	Kevin Willis	Alonzo Mourning	Sasha Danilovic	Bimbo Coles
1996-97	Dan Majerle	Kurt Thomas	Alonzo Mourning	Sasha Danilovic	Tim Hardaway
1997-98	Jamal Mashburn	P.J. Brown	Isaac Austin	Voshon Lenard	Tim Hardaway
1998-99	Jamal Mashburn	P.J. Brown	Alonzo Mourning	Dan Majerle	Tim Hardaway
1999-00	Jamal Mashburn	P.J. Brown	Alonzo Mourning	Dan Majerle	Tim Hardaway
2000-01	Anthony Mason	Brian Grant	Duane Causwell	Eddie Jones	Tim Hardaway
2001-02	Kendall Gill	Brian Grant	Alonzo Mourning	Eddie Jones	Anthony Carter
2002-03	Caron Butler	Malik Allen	Brian Grant	Eddie Jones	Travis Best
2003-04	Lamar Odom	Udonis Haslem	Brian Grant	Eddie Jones	Dwyane Wade
2004-05	Rasual Butler	Udonis Haslem	Shaquille O'Neal	Eddie Jones	Dwyane Wade
2005-06	Antoine Walker	Udonis Haslem	Shaquille O'Neal	Dwyane Wade	Jason Williams
2006-07	Antoine Walker	Udonis Haslem	Shaquille O'Neal	Dwyane Wade	Gary Payton
2007-08	Dorell Wright	Udonis Haslem	Shaquille O'Neal	Ricky Davis	Jason Williams
2008-09	Shawn Marion	Michael Beasley	Udonis Haslem	Dwyane Wade	Mario Chalmers
2009-10	Quentin Richardson	Michael Beasley	Jermaine O'Neal	Dwyane Wade	Mario Chalmers
2010-11	LeBron James	Chris Bosh	Joel Anthony	Dwyane Wade	Carlos Arroyo
2011-12	LeBron James	Chris Bosh	Joel Anthony	Dwyane Wade	Mario Chalmers
2012-13	LeBron James	Shane Battier	Chris Bosh	Dwyane Wade	Mario Chalmers

MIAMI HEAT MOST OPENING NIGHT STARTS

PLAYER	STARTS (SEASON)
Dwyane Wade	9 (03-04, 04-05, 05-06, 06-07, 08-09, 09-10, 10-11, 11-12, 12-13)
Udonis Haslem	6 (03-04, 04-05, 05-06, 06-07, 07-08, 08-09)
Rony Seikaly	6 (88-89, 89-90, 90-91, 91-92, 92-93, 93-94)
Tim Hardaway	5 (96-97, 97-98, 98-99, 99-00, 00-01)
Eddie Jones	5 (00-01, 01-02, 02-03, 03-04, 04-05)
Alonzo Mourning	5 (95-96, 96-97, 98-99, 99-00, 01-02)
Glen Rice	5 (90-91, 91-92, 92-93, 93-94, 94-95)

OPENING NIGHTS NOTES

- 55 different players have made at least one Opening Night start for the HEAT and 28 players have made multiple Opening Night starts for Miami
- Dwyane Wade holds the HEAT record for most Opening Night starts (9) while Udonis Haslem and Rony Seikaly share the record for most consecutive Opening Night starts (6)
- Only once has the HEAT started the same Opening Night line-up in consecutive years (1998-99 and 1999-00 the HEAT started Jamal Mashburn, P.J. Brown, Alonzo Mourning, Dan Majerle and Tim Hardaway).

HEAT IN SEASON OPENERS (13-12)

YEAR	DATE	OPPONENT	RESULT	HEAT HIGH SCORER	OPP. HIGH SCORER
1988-89	11/5	vs. L.A. Clippers	L 111-91	Washington/16	Norman/22
1989-90	11/3	vs. New Jersey	L 110-90	Edwards/18	Hopson/19
1990-91	11/2	vs. Washington	W 119-95	Burton/25	King/18
1991-92	11/2	vs. New York	W 107-93	Rice/29	Ewing/24
1992-93	11/6	@ Orlando	L 110-100	Burton/23	Anderson/42
1993-94	11/5	vs. Orlando	L 116-96	Seikaly/21	O'Neal/42
1994-95	11/4	@ Utah	L 119-108	Rice, Smith/19	Hornacek/21
1995-96	11/4	vs. Cleveland	W 85-71	Danilovic/16	Hill/13
1996-97	11/1	vs. Atlanta	W 94-81	Mourning/26	Laettner/31
1997-98	10/31	vs. Toronto	W 114-101	Mashburn/22	Christie, Williams/18
1998-99	2/5	vs. Detroit	L 95-81	Mashburn/19	Stackhouse/24
1999-00	11/2	vs. Detroit	W 128-122 (2 OT)	Hardaway/32	Hill/41
2000-01	11/1	vs. Orlando	W 105-79	Hardaway, Jones/17	McGrady/16
2001-02	10/31	vs. Toronto	W 97-92	Mourning/25	Carter/20
2002-03	10/30	vs. Orlando	L 100-86	Allen, Best/22	McGrady/24
2003-04	10/28	@ Philadelphia	L 89-74	Wade/18	Iverson/26
2004-05	11/3	@ New Jersey	W 100-77	Wade/21	Jefferson/19
2005-06	11/2	@ Memphis	W 97-78	Walker/25	Gasol/26
2006-07	10/31	vs. Chicago	L 108-66	Wade/25	Hinrich/26
2007-08	11/1	vs. Detroit	L 91-80	Davis/23	Prince/34
2008-09	10/29	@ New York	L 120-115	Wade/26	Crawford/29
2009-10	10/28	vs. New York	W 115-93	Wade/26	Gallinari, Lee/22
2010-11	10/26	@ Boston	L 88-80	James/31	Allen/20
2011-12	12/25	@ Dallas	W 105-94	James/37	Terry/23
2012-13	10/30	vs. Boston	W 120-107	Wade/29	Pierce/23

OPENING NIGHT RECORDS

HEAT ALL-TIME OPENING NIGHT GAME-HIGH PERFORMANCES:

INDIVIDUALS:

POINTS:
37.....LeBron James.....(@ DAL, 12/25/11)

FGM:
11.....LeBron James.....(@ DAL, 12/25/11)
Dwyane Wade.....(@ DAL, 12/25/11)
Alonzo Mourning.....(vs. ATL, 11/1/96)

FGA:
24.....Dwyane Wade.....(@ NY, 10/29/08)
Tim Hardaway.....(vs. DET, 11/2/99-2 OT)

FTM:
15.....LeBron James.....(@ DAL, 12/25/11)

FTA:
19.....LeBron James.....(@ DAL, 12/25/11)

3-PT. FGM:
4.....Antoine Walker.....(@ MEM, 11/2/05)
Tim Hardaway.....(vs. DET, 11/2/99-2 OT)
Tim Hardaway.....(vs. TOR, 10/31/97)
Voshon Lenard.....(vs. TOR, 10/31/97)
Tim Hardaway.....(vs. ATL, 11/1/96)
Dan Majerle.....(vs. ATL, 11/1/96)

3-PT. FGA:
9.....Tim Hardaway.....(vs. DET, 11/2/99-2 OT)
Voshon Lenard.....(vs. DET, 11/2/99-2 OT)
Tim Hardaway.....(vs. DET, 2/5/99)

OFFENSIVE REBOUNDS:
6.....Udonis Haslem.....(@ DAL, 12/25/11)
Udonis Haslem.....(@ NY, 10/29/08)
Rony Seikaly.....(vs. NJ, 11/3/89)

DEFENSIVE REBOUNDS:
13.....Antoine Walker.....(@ MEM, 11/2/05)

TOTAL REBOUNDS:
16.....Antoine Walker.....(@ MEM, 11/2/05)

ASSISTS:

12.....Tim Hardaway.....(vs. ATL, 11/1/96)

STEALS:

4.....Mario Chalmers.....(@ DAL, 12/25/11)
Marcus Banks.....(@ NY, 10/29/08)

BLOCKS:

7.....Alonzo Mourning.....(vs. DET, 2/5/99)

TURNOVERS:

8.....LeBron James.....(@ BOS, 10/26/10)
Harold Miner.....(@ UTA, 11/4/94)

MINUTES PLAYED:

46.....Tim Hardaway.....(vs. DET, 11/2/99-2 OT)

TEAM:

POINTS:
128.....vs. Detroit (11/2/99-20T)

FGM:
47.....vs. New York (10/28/09)

FGA:
106.....vs. Detroit (11/2/99-20T)

FG PERCENTAGE:
.566 (47-83).....vs. New York (10/28/09)

FTM:
36.....vs. Detroit (11/2/99-20T)

FTA:
48.....vs. Detroit (11/2/99-20T)
@ Orlando (11/6/92)

FT PERCENTAGE:
.923 (24-26).....vs. New York (11/2/91)

3-PT. FGM:

12.....vs. Toronto (10/31/97)

3-PT. FGA:

29.....vs. Detroit (11/2/99-20T)

3-PT. FG PERCENTAGE:

1.000 (3-3).....vs. Toronto (10/31/01)

OFFENSIVE REBOUNDS:

22.....vs. Detroit (11/2/99-20T)
vs. L.A. Clippers (11/5/88)

DEFENSIVE REBOUNDS:

44.....vs. Detroit (11/2/99-20T)

TOTAL REBOUNDS:

66.....vs. Detroit (11/2/99-20T)

ASSISTS:

28.....vs. Toronto (10/31/97)

STEALS:

12.....vs. Orlando (11/1/00)

BLOCKED SHOTS:

10.....vs. Detroit (2/5/99)

TURNOVERS:

24.....vs. Washington (11/2/90)

PERSONAL FOULS:

39.....vs. Detroit (11/2/99-20T)

MARGIN OF VICTORY:

26 (105-79).....vs. Orlando (11/1/00)

OPPONENTS ALL-TIME OPENING NIGHT GAME-HIGH PERFORMANCES:

INDIVIDUALS:

POINTS:
42.....Shaquille O'Neal.....(vs. ORL, 11/5/93)
Nick Anderson.....(@ ORL, 11/6/92)

FGM:
17.....Shaquille O'Neal.....(vs. ORL, 11/5/93)
Nick Anderson.....(@ ORL, 11/6/92)

FGA:
35.....Grant Hill.....(vs. DET, 11/2/99-2 OT)

FTM:
12.....Jerry Stackhouse.....(vs. DET, 11/2/99-2 OT)

FTA:
16.....Jerry Stackhouse.....(vs. DET, 11/2/99-2 OT)

3-PT. FGM:
7.....Danilo Gallinari.....(vs. NY, 10/28/09)

3-PT. FGA:
13.....Danilo Gallinari.....(vs. NY, 10/28/09)

OFFENSIVE REBOUNDS:
8.....Marcus Camby.....(vs. TOR, 10/31/97)

DEFENSIVE REBOUNDS:
13.....Shaquille O'Neal.....(@ ORL, 11/6/92)

TOTAL REBOUNDS:
18.....Shaquille O'Neal.....(@ ORL, 11/6/92)

ASSISTS:
17.....Rajon Rondo.....(@ BOS, 10/26/10)

STEALS:

5.....Allen Iverson.....(@ PHI, 10/28/03)
Mookie Blaylock.....(vs. ATL, 11/1/96)
Nick Anderson.....(@ ORL, 11/6/92)

BLOCKS:

4.....Sam Bowie.....(vs. NJ, 11/3/89)

TURNOVERS:

8.....Shaquille O'Neal.....(@ ORL, 11/6/92)

MINUTES PLAYED:

52.....Grant Hill.....(vs. DET, 11/2/99-2 OT)

TEAM:

POINTS:
122.....vs. Detroit (11/2/99-20T)

FGM:
46.....vs. Orlando (11/5/93)

FGA:
99.....vs. Detroit (11/2/99-20T)
vs. Washington (11/2/90)

FG PERCENTAGE:
.616 (45-73).....vs. L.A. Clippers (11/5/88)

FTM:
37.....@ Utah (11/4/94)

FTA:
44.....@ Utah (11/4/94)

FT PERCENTAGE:
.892 (33-37).....vs. New Jersey (11/3/89)

3-PT. FGM:

10.....vs. New York (10/28/09)

3-PT. FGA:

39.....vs. New York (10/28/09)

3-PT. FG PERCENTAGE:

.667 (8-12).....vs. Orlando (10/30/02)

OFFENSIVE REBOUNDS:

20.....vs. Toronto (10/31/97)

DEFENSIVE REBOUNDS:

40.....vs. New Jersey (11/3/89)

TOTAL REBOUNDS:

54.....vs. Detroit (11/2/99-20T)

ASSISTS:

34.....vs. Orlando (11/5/93)

STEALS:

13.....vs. Orlando (11/6/92)

BLOCKED SHOTS:

10.....vs. New Jersey (11/3/89)
vs. L.A. Clippers (11/5/88)

TURNOVERS:

29.....vs. Orlando (11/1/00)

PERSONAL FOULS:

42.....vs. Detroit (11/2/99-2 OT)

MARGIN OF VICTORY:

42 (108-66).....vs. Chicago (10/31/06)



PRESEASON RESULTS

DATE	RESULT	SITE	ALL-TIME RECORD
<u>1988-89 (1-4)</u>			
Oct. 14, 1988	Seattle 116, HEAT 107	Florida Atlantic University (Boca Raton, FL)	0-1
Oct. 16, 1988	Cleveland 106, HEAT 89	Ocean Center (Daytona Beach, FL)	0-2
Oct. 22, 1988	HEAT 86, Indiana 80	Sun Dome (Tampa, FL)	1-2
Oct. 23, 1988	Indiana 103, HEAT 94	Civic Center (Pensacola, FL)	1-3
Oct. 28, 1988	Cleveland 96, HEAT 71	Miami Arena (Miami, FL)	1-4
<u>1989-90 (4-4)</u>			
Oct. 12, 1989	HEAT 101, Maccabi Tel-Aviv 95	Miami Arena (Miami, FL)	2-4
Oct. 17, 1989	HEAT 118, Washington 113	Florida Atlantic University (Boca Raton, FL)	3-4
Oct. 18, 1989	Washington 132, HEAT 101	Lee Civic Center (Ft. Myers, FL)	3-5
Oct. 21, 1989	Chicago 120, HEAT 115	Dean E. Smith Center (Chapel Hill, NC)	3-6
Oct. 22, 1989	HEAT 111, Orlando 106	Ocean Center (Daytona Beach, FL)	4-6
Oct. 26, 1989	Chicago 115, HEAT 107	Buffalo Memorial Auditorium (Buffalo, NY)	4-7
Oct. 28, 1989	Cha. Hornets 141, HEAT 114	Miami Arena (Miami, FL)	4-8
Oct. 29, 1989	HEAT 106, Cha. Hornets 101	Greensboro Coliseum (Greensboro, NC)	5-8
<u>1990-91 (2-5)</u>			
Oct. 14, 1990	Sacramento 116, HEAT 110	Florida Atlantic University (Boca Raton, FL)	5-9
Oct. 16, 1990	L.A. Clippers 118, HEAT 108	Miami Arena (Miami, FL)	5-10
Oct. 19, 1990	Minnesota 101, HEAT 99	Charlotte Coliseum (Charlotte, NC)	5-11
Oct. 20, 1990	Orlando 111, HEAT 107	Charlotte Coliseum (Charlotte, NC)	5-12
Oct. 23, 1990	New Jersey 112, HEAT 101	Carrier Dome (Syracuse, NY)	5-13
Oct. 26, 1990	HEAT 123, Orlando 121	Miami Arena (Miami, FL)	6-13
Oct. 27, 1990	HEAT 109, Orlando 104	Orlando Arena (Orlando, FL)	7-13
<u>1991-92 (4-4)</u>			
Oct. 11, 1991	Seattle 87, HEAT 84	Lee Civic Center (Ft. Myers, FL)	7-14
Oct. 12, 1991	HEAT 107, Seattle 100	Miami Arena (Miami, FL)	8-14
Oct. 15, 1991	Minnesota 96, HEAT 95	Pensacola Civic Center (Pensacola, FL)	8-15
Oct. 20, 1991	HEAT 109, Washington 98	Crystal Palace Resort (Nassau, Bahamas)	9-15
Oct. 22, 1991	HEAT 112, Minnesota 101	Target Center (Minneapolis, MN)	10-15
Oct. 25, 1991	HEAT 101, Orlando 90	Miami Arena (Miami, FL)	11-15
Oct. 26, 1991	Orlando 123, HEAT 117	Orlando Arena (Orlando, FL)	11-16
Oct. 29, 1991	Chicago 124, HEAT 118 (Hall of Fame Game)	Springfield Convention Center (Springfield, MA)	11-17
<u>1992-93 (4-4)</u>			
Oct. 16, 1992	Orlando 107, HEAT 102	Miami Arena (Miami, FL)	11-18
Oct. 17, 1992	HEAT 103, Orlando 100	Orlando Arena (Orlando, FL)	12-18
Oct. 19, 1992	Chicago 111, HEAT 94 (Benefit Game for Hurricane Andrew Relief)	Miami Arena (Miami, FL)	12-19
Oct. 23, 1992	Washington 105, HEAT 102	Breslin Center (East Lansing, MI)	12-20
Oct. 24, 1992	Milwaukee 113, HEAT 107	Bradley Center (Milwaukee, WI)	12-21
Oct. 27, 1992	HEAT 124, Phoenix 120	Miami Arena (Miami, FL)	13-21
Oct. 30, 1992	HEAT 117, New Jersey 114	Manatee Civic Center (Manatee, FL)	14-21
Oct. 31, 1992	HEAT 108, New Jersey 102	West Palm Beach Auditorium (West Palm Beach, FL)	15-21
<u>1993-94 (5-3)</u>			
Oct. 15, 1993	HEAT 101, Philadelphia 84	Miami Arena (Miami, FL)	16-21
Oct. 19, 1993	HEAT 106, Orlando 88	Orlando Arena (Orlando, FL)	17-21
Oct. 22, 1993	L.A. Lakers 99, HEAT 97	Great Western Forum (Inglewood, CA)	17-22
Oct. 23, 1993	Cleveland 101, HEAT 94	Great Western Forum (Inglewood, CA)	17-23
Oct. 27, 1993	HEAT 106, L.A. Lakers 91	Miami Arena (Miami, FL)	18-23
Oct. 29, 1993	HEAT 110, Denver 103	West Palm Beach Auditorium (West Palm Beach, FL)	19-23
Oct. 30, 1993	HEAT 109, Denver 102	Roberto Clemente Coliseum (San Juan, PR)	20-23
Nov. 1, 1993	Boston 99, HEAT 97	The Centrum (Worcester, MA)	20-24
<u>1994-95 (3-5)</u>			
Oct. 14, 1994	HEAT 110, Boston 104	Miami Arena (Miami, FL)	21-24
Oct. 15, 1994	HEAT 126, Boston 108	West Palm Beach Auditorium (West Palm Beach, FL)	22-24
Oct. 18, 1994	Phoenix 119, HEAT 117	Miami Arena (Miami, FL)	22-25
Oct. 19, 1994	Orlando 121, HEAT 117	Orlando Arena (Orlando, FL)	22-26
Oct. 21, 1994	HEAT 104, Atlanta 99	Roberto Clemente Coliseum (San Juan, PR)	23-26
Oct. 23, 1994	Atlanta 103, HEAT 99	Roberto Clemente Coliseum (San Juan, PR)	23-27
Oct. 26, 1994	Houston 95, HEAT 86	Miami Arena (Miami, FL)	23-28
Oct. 29, 1994	Orlando 117, HEAT 108	Superdome (New Orleans, LA)	23-29



PRESEASON RESULTS

DATE	RESULT	SITE	ALL-TIME RECORD
<u>1995-96 (3-5)</u>			
Oct. 14, 1995	HEAT 115, Dallas 88	Miami Arena (Miami, FL)	24-29
Oct. 17, 1995	Boston 99, HEAT 84 (Hall of Fame Game)	Springfield Civic Center (Springfield, MA)	24-30
Oct. 18, 1995	Phoenix 91, HEAT 85	Knickerbocker Arena (Albany, NY)	24-31
Oct. 20, 1995	HEAT 93, Philadelphia 88	Miami Arena (Miami, FL)	25-31
Oct. 22, 1995	HEAT 88, Orlando 82	Miami Arena (Miami, FL)	26-31
Oct. 24, 1995	Orlando 106, HEAT 91	Orlando Arena (Orlando, FL)	26-32
Oct. 27, 1995	Cleveland 119, HEAT 97	St. John Arena (Columbus, OH)	26-33
Oct. 28, 1995	Minnesota 96, HEAT 94	Target Center (Minneapolis, MN)	26-34
<u>1996-97 (5-1)</u>			
Oct. 11, 1996	Cleveland 79, HEAT 73	Miami Arena (Miami, FL)	26-35
Oct. 18, 1996	HEAT 119, Toronto 89	Marine Midland Arena (Buffalo, NY)	27-35
Oct. 19, 1996	HEAT 93, Toronto 90	SkyDome (Toronto, Ontario)	28-35
Oct. 22, 1996	HEAT 95, Orlando 87	Miami Arena (Miami, FL)	29-35
Oct. 25, 1996	HEAT 87, Atlanta 81	The Omni (Atlanta, GA)	30-35
Oct. 26, 1996	HEAT 105, Atlanta 82	Miami Arena (Miami, FL)	31-35
<u>1997-98 (3-3)</u>			
Oct. 12, 1997	HEAT 111, Philadelphia 102	Miami Arena (Miami, FL)	32-35
Oct. 14, 1997	HEAT 102, Minnesota 90	Miami Arena (Miami, FL)	33-35
Oct. 17, 1997	Orlando 97, HEAT 84	Orlando Arena (Orlando, FL)	33-36
Oct. 18, 1997	HEAT 119, New Jersey 108	Miami Arena (Miami, FL)	34-36
Oct. 24, 1997	Detroit 83, HEAT 78	The Palace of Auburn Hills (Auburn Hills, MI)	34-37
Oct. 25, 1997	Minnesota 81, HEAT 66	Target Center (Minneapolis, MN)	34-38
<u>1998-99 (1-1)</u>			
Jan. 30, 1999	Orlando 85, HEAT 67	Orlando Arena (Orlando, FL)	34-39
Feb. 1, 1999	HEAT 82, Orlando 76	Miami Arena (Miami, FL)	35-39
<u>1999-00 (4-3)</u>			
Oct. 11, 1999	HEAT 126, Maccabi Tel-Aviv 91	The Yad Eliyahu Sports Palace (Tel Aviv, Israel)	36-39
Oct. 15, 1999	Orlando 85, HEAT 76	Orlando Arena (Orlando, FL)	36-40
Oct. 18, 1999	HEAT 116, Atlanta 110	Miami Arena (Miami, FL)	37-40
Oct. 21, 1999	Phoenix 115, HEAT 100	Great Western Forum (Inglewood, CA)	37-41
Oct. 22, 1999	HEAT 92, Golden State 82	Great Western Forum (Inglewood, CA)	38-41
Oct. 24, 1999	L.A. Lakers 97, HEAT 79	Bakersfield Convention Center (Bakersfield, CA)	38-42
Oct. 26, 1999	HEAT 107, Orlando 96	Miami Arena (Miami, FL)	39-42
<u>2000-01 (1-5)</u>			
Oct. 11, 2000	New Jersey 88, HEAT 82	Continental Airlines Arena (East Rutherford, NJ)	39-43
Oct. 13, 2000	Atlanta 82, HEAT 78	Albany Civic Center (Albany, GA)	39-44
Oct. 14, 2000	HEAT 85, New Jersey 79	TECO Arena (Estero, FL)	40-44
Oct. 19, 2000	San Antonio 88, HEAT 85	The Alamodome (San Antonio, TX)	40-45
Oct. 20, 2000	Dallas 100, HEAT 96	Reunion Arena (Dallas, TX)	40-46
Oct. 24, 2000	Orlando 104, HEAT 90	AmericanAirlines Arena (Miami, FL)	40-47
<u>2001-02 (2-5)</u>			
Oct. 10, 2001	Orlando 83, HEAT 70	Orlando Arena (Orlando, FL)	40-48
Oct. 11, 2001	HEAT 92, Milwaukee 89	TECO Arena (Estero, FL)	41-48
Oct. 13, 2001	Washington 99, HEAT 79	AmericanAirlines Arena (Miami, FL)	41-49
Oct. 18, 2001	Memphis 110, HEAT 106	The Pyramid (Memphis, TN)	41-50
Oct. 19, 2001	Detroit 94, HEAT 76	The Palace of Auburn Hills (Auburn Hills, MI)	41-51
Oct. 22, 2001	Minnesota 91, HEAT 84	Target Center (Minneapolis, MN)	41-52
Oct. 23, 2001	HEAT 90, San Antonio 88	FAU Gymnasium (Boca Raton, FL)	42-52
<u>2002-03 (2-5)</u>			
Oct. 9, 2002	Memphis 83, HEAT 71	The Pyramid (Memphis, TN)	42-53
Oct. 11, 2002	Minnesota 90, HEAT 85	Palacio de los Deportes (Santo Domingo, Dominican Republic)	42-54
Oct. 12, 2002	HEAT 82, Orlando 81	TECO Arena (Estero, FL)	43-54
Oct. 17, 2002	HEAT 113, Atlanta 93	Birmingham-Jefferson Arena (Birmingham, AL)	44-54
Oct. 19, 2002	San Antonio 81, HEAT 68	SBC Center (San Antonio, TX)	44-55
Oct. 20, 2002	Detroit 85, HEAT 80 (OT)	St. Pete Times Forum (Tampa, FL)	44-56
Oct. 22, 2002	Detroit 81, HEAT 69	AmericanAirlines Arena (Miami, FL)	44-57



PRESEASON RESULTS

DATE	RESULT	SITE	ALL-TIME RECORD
2003-04 (5-2)			
Oct. 7, 2003	HEAT 86, Philadelphia 79 (OT)	Roberto Clemente Coliseum (San Juan, PR)	45-57
Oct. 10, 2003	HEAT 94, Atlanta 92	TECO Arena (Esterro, FL)	46-57
Oct. 11, 2003	HEAT 77, Orlando 75	TD Waterhouse Centre (Orlando, FL)	47-57
Oct. 14, 2003	HEAT 99, San Antonio 98	AmericanAirlines Arena (Miami, FL)	48-57
Oct. 16, 2003	Atlanta 92, HEAT 78	Philips Arena (Atlanta, GA)	48-58
Oct. 17, 2003	HEAT 84, Detroit 71	The Palace of Auburn Hills (Auburn Hills, MI)	49-58
Oct. 21, 2003	Memphis 97, HEAT 82	AmericanAirlines Arena (Miami, FL)	49-59
2004-05 (4-3)			
Oct. 10, 2004	Houston 85, HEAT 75	Toyota Center (Houston, TX)	49-60
Oct. 15, 2004	HEAT 95, Orlando 89	St. Pete Times Forum (Tampa, FL)	50-60
Oct. 16, 2004	HEAT 83, Detroit 74	ALLTEL Arena (Little Rock, AR)	51-60
Oct. 18, 2004	HEAT 92, Atlanta 82	AmericanAirlines Arena (Miami, FL)	52-60
Oct. 22, 2004	HEAT 113, Atlanta 82	Philips Arena (Atlanta, GA)	53-60
Oct. 26, 2004	Cha. Bobcats 82, HEAT 74	Charlotte Coliseum (Charlotte, NC)	53-61
Oct. 27, 2004	Orlando 109, HEAT 103	TD Waterhouse Centre (Orlando, FL)	53-62
2005-06 (4-4)			
Oct. 10, 2005	HEAT 103, San Antonio 101 (Benefit Game for Hurricane Katrina Relief)	AmericanAirlines Arena (Miami, FL)	54-62
Oct. 14, 2005	Memphis 101, HEAT 91	Coliseo de Puerto Rico (San Juan, PR)	54-63
Oct. 15, 2005	Cha. Bobcats 82, HEAT 72	AmericanAirlines Arena (Miami, FL)	54-64
Oct. 18, 2005	HEAT 95, Orlando 91	AmericanAirlines Arena (Miami, FL)	55-64
Oct. 22, 2005	Detroit 87, HEAT 66	The Palace of Auburn Hills (Auburn Hills, MI)	55-65
Oct. 24, 2005	HEAT 84, Atlanta 83	Gaylord Entertainment Center (Nashville, TN)	56-65
Oct. 25, 2005	N.O./Okla. City 111, HEAT 91	Pete Maravich Center (Baton Rouge, LA)	56-66
Oct. 27, 2005	HEAT 104, Orlando 90	TD Waterhouse Centre (Orlando, FL)	57-66
2006-07 (2-5)			
Oct. 10, 2006	Detroit 84, HEAT 64	Coliseo de Puerto Rico (San Juan, PR)	57-67
Oct. 14, 2006	Atlanta 91, HEAT 81	Philips Arena (Atlanta, GA)	57-68
Oct. 17, 2006	HEAT 109, N.O./Okla. City 105	AmericanAirlines Arena (Miami, FL)	58-68
Oct. 20, 2006	Memphis 96, HEAT 95	FedEx Forum (Memphis, TN)	58-69
Oct. 21, 2006	San Antonio 103, HEAT 93	SBC Center (San Antonio, TX)	58-70
Oct. 24, 2006	HEAT 92, Orlando 82	TD Waterhouse Centre (Orlando, FL)	59-70
Oct. 25, 2006	Houston 96, HEAT 71	AmericanAirlines Arena (Miami, FL)	59-71
2007-08 (0-7)			
Oct. 8, 2007	Detroit 103, HEAT 86	The Palace of Auburn Hills (Auburn Hills, MI)	59-72
Oct. 10, 2007	Atlanta 106, HEAT 100 (OT)	AmericanAirlines Arena (Miami, FL)	59-73
Oct. 12, 2007	Orlando 102, HEAT 69	Amway Arena (Orlando, FL)	59-74
Oct. 13, 2007	Cha. Bobcats 92, HEAT 76	Greensboro Coliseum (Greensboro, NC)	59-75
Oct. 19, 2007	New Orleans 92, HEAT 85	Mississippi Coast Coliseum (Biloxi, MS)	59-76
Oct. 20, 2007	Memphis 104, HEAT 98	FedEx Forum (Memphis, TN)	59-77
Oct. 23, 2007	San Antonio 104, HEAT 87	AmericanAirlines Arena (Miami, FL)	59-78
2008-09 (2-5)			
Oct. 5, 2008	Detroit 95, HEAT 91 (OT)	AmericanAirlines Arena (Miami, FL)	59-79
Oct. 9, 2008	New Jersey 100, HEAT 98 (OT)	Palais Omnisports de Paris Bercy (Paris, France)	59-80
Oct. 12, 2008	New Jersey 94, HEAT 92	The O2 arena (London, England)	59-81
Oct. 18, 2008	Orlando 100, HEAT 92	Veterans Memorial Arena (Jacksonville, FL)	59-82
Oct. 21, 2008	HEAT 102, Memphis 85	AmericanAirlines Arena (Miami, FL)	60-82
Oct. 23, 2008	New Orleans 100, HEAT 80	Mitchell Center (Mobile, AL)	60-83
Oct. 24, 2008	HEAT 96, San Antonio 93	AT&T Center (San Antonio, TX)	61-83
2009-10 (2-5)			
Oct. 5, 2009	Detroit 87, HEAT 83	The Palace of Auburn Hills (Auburn Hills, MI)	61-84
Oct. 7, 2009	Orlando 90, HEAT 86	Amway Arena (Orlando, FL)	61-85
Oct. 11, 2009	San Antonio 95, HEAT 93	AmericanAirlines Arena (Miami, FL)	61-86
Oct. 14, 2009	Oklahoma City 96, HEAT 91	BOK Center (Tulsa, OK)	61-87
Oct. 15, 2009	HEAT 97, New Orleans 81	Sprint Center (Kansas City, MO)	62-87
Oct. 21, 2009	HEAT 99, Memphis 93	AmericanAirlines Arena (Miami, FL)	63-87
Oct. 22, 2009	Atlanta 92, HEAT 87	Veterans Memorial Arena (Jacksonville, FL)	63-88
2010-11 (3-4)			
Oct. 5, 2010	HEAT 105, Detroit 89	AmericanAirlines Arena (Miami, FL)	64-88
Oct. 8, 2010	HEAT 103, Oklahoma City 96	Sprint Center (Kansas City, MO)	65-88
Oct. 9, 2010	San Antonio 90, HEAT 73	AT&T Center (San Antonio, TX)	65-89
Oct. 12, 2010	HEAT 96, CSKA Moscow 85	AmericanAirlines Arena (Miami, FL)	66-89
Oct. 13, 2010	New Orleans 90, HEAT 76	New Orleans Arena (New Orleans, LA)	66-90
Oct. 18, 2010	Cha. Bobcats 102, HEAT 96	AmericanAirlines Arena (Miami, FL)	66-91
Oct. 21, 2010	Atlanta 98, HEAT 89	Philips Arena (Atlanta, GA)	66-92



PRESEASON RESULTS

DATE	RESULT	SITE	ALL-TIME RECORD
2011-12 (1-1)			
Dec. 18, 2011	HEAT 118, Orlando 85	AmericanAirlines Arena (Miami, FL)	67-92
Dec. 21, 2011	Orlando 104, HEAT 100	Amway Center (Orlando, FL)	67-93
2012-13 (4-4)			
Oct. 7, 2012	Atlanta 92, HEAT 79	Philips Arena (Atlanta, GA)	67-94
Oct. 11, 2012	HEAT 94, L.A. Clippers 80	MasterCard Center (Beijing, China)	68-94
Oct. 14, 2012	L.A. Clippers 99, HEAT 89	Mercedes-Benz Arena (Shanghai, China)	68-95
Oct. 18, 2012	HEAT 105, Detroit 78	AmericanAirlines Arena (Miami, FL)	69-95
Oct. 20, 2012	HEAT 104, San Antonio 101	AmericanAirlines Arena (Miami, FL)	70-95
Oct. 23, 2012	HEAT 98, Cha. Bobcats 92	PNC Arena (Raleigh, NC)	71-95
Oct. 24, 2012	Wizards 101, HEAT 94	Sprint Center (Kansas City, MO)	71-96
Oct. 26, 2012	New Orleans 96, HEAT 89	AmericanAirlines Arena (Miami, FL)	71-97

HEAT VS. PRESEASON OPPONENTS

OPPONENT	W-L	PCT.	OPPONENT	W-L	PCT.
Atlanta.....	9-8.....	.529	Milwaukee.....	1-1.....	.500
Boston.....	2-2.....	.500	Minnesota.....	2-6.....	.250
Charlotte Bobcats.....	1-4.....	.200	New Jersey.....	4-4.....	.500
Charlotte Hornets.....	1-1.....	.500	New Orleans*.....	2-5.....	.286
Chicago.....	0-4.....	.000	Oklahoma City**.....	2-3.....	.400
Cleveland.....	0-5.....	.000	Orlando.....	17-16.....	.515
CSKA Moscow.....	1-0.....	1.000	Philadelphia.....	4-0.....	1.000
Dallas.....	1-1.....	.500	Phoenix.....	1-3.....	.250
Denver.....	2-0.....	1.000	Sacramento.....	0-1.....	.000
Detroit.....	4-9.....	.308	San Antonio.....	5-6.....	.455
Golden State.....	1-0.....	1.000	Toronto.....	2-0.....	1.000
Houston.....	0-3.....	.000	Washington.....	2-4.....	.333
Indiana.....	1-1.....	.500	TOTALS.....	71-97.....	.423
L.A. Clippers.....	1-2.....	.333	* -Includes a 1-1 record when the franchise was called the New Orleans/Oklahoma City Hornets		
L.A. Lakers.....	1-2.....	.333	** -Includes a 1-2 record when the franchise was called the Seattle SuperSonics		
Maccabi Tel-Aviv.....	2-0.....	1.000			
Memphis.....	2-6.....	.250			

HEAT PRESEASON RESULTS BY SITE

Home*.....	31-20.....	.608
Away.....	13-38.....	.255
Neutral.....	27-39.....	.409

* (19-8 in Miami Arena and 12-12 in AmericanAirlines Arena)

MIAMI HEAT 2013-14 PRESEASON SCHEDULE

DATE	OPPONENT	TIME (EST)	SITE	TV
Oct. 7.....	vs. Atlanta.....	7:30 p.m.	AmericanAirlines Arena (Miami, FL).....	Sun Sports
Oct. 10.....	@ Detroit.....	7:30 p.m.	The Palace of Auburn Hills (Auburn Hills, MI).....	None
Oct. 11.....	vs. Charlotte.....	8:30 p.m.	Sprint Center (Kansas City, MO).....	None
Oct. 15.....	@ Washington.....	7:00 p.m.	Verizon Center (Washington, DC).....	Sun Sports
Oct. 17.....	@ Brooklyn.....	8:00 p.m.	Barclays Center (Brooklyn, NY).....	TNT
Oct. 19.....	vs. San Antonio.....	7:30 p.m.	AmericanAirlines Arena (Miami, FL).....	Sun Sports
Oct. 23.....	@ New Orleans.....	8:00 p.m.	New Orleans Arena (New Orleans, LA).....	Sun Sports
Oct. 25.....	vs. Brooklyn.....	7:30 p.m.	AmericanAirlines Arena (Miami, FL).....	Sun Sports

TUNE IN TO WATCH YOUR

MIAMI HEAT

ALL SEASON LONG ON



SUNSPORTS™



FOXSPORTSFLORIDA.COM



PLAYOFFS



PLAYOFF HISTORY

HEAT ALL-TIME PLAYOFF GAME-BY-GAME RESULTS

DATE	OPP.	W-L STREAK	RESULT	HOME	AWAY	TOTAL	HEAT HI SCORER	HEAT HI REBOUNDER	OPP. HI SCORER	OPP. HI REBOUNDER	ATTN.
1992 FIRST ROUND											
4/24	@ CHI	L1	113-94	0-0	0-1	0-1	Smith/19	Seikaly/11	Jordan/46	Jordan/11	18,676
4/26	@ CHI	L2	120-90	0-0	0-2	0-2	Seikaly/26	Seikaly/7	Jordan/33	Jordan/13	18,676
4/29	CHI	L3	119-114	0-1	0-2	0-3	Rice/25	Seikaly/12	Jordan/56	Grant- Pippen/8	15,008
1994 FIRST ROUND											
4/28	@ ATL	W1	93-88	0-1	1-2	1-3	Smith/22	Rice/10	Willis/15	Willis/16	11,543
4/30	@ ATL	L1	104-86	0-1	1-3	1-4	Smith/24	Smith/9	Ferrell/23	Willis/14	16,368
5/3	ATL	W1	90-86	1-1	1-3	2-4	Smith/25	Seikaly/20	Ehlo/20	Willis/13	15,200
5/5	ATL	L1	103-89	1-2	1-3	2-5	Coles/18	Seikaly/8	Blaylock/29	Willis/14	15,200
5/8	@ ATL	L2	102-91	1-2	1-4	2-6	Long/22	Long/10	Willis/24	Willis/12	14,472
1996 FIRST ROUND											
4/26	@ CHI	L3	102-85	1-2	1-5	2-7	Hardaway/30	Gatling/9	Jordan/35	Rodman/10	24,104
4/28	@ CHI	L4	106-75	1-2	1-6	2-8	Mourning/14	Gatling/11	Jordan/29	Pippen/8	24,202
5/1	CHI	L5	112-91	1-3	1-6	2-9	Mourning/30	Mourning- Thomas/8	Jordan/26	Pippen/18	15,200
1997 FIRST ROUND											
4/24	ORL	W1	99-64	2-3	1-6	3-9	Lenard/23	Brown/12	Strong/15	Anderson/12	15,200
4/27	ORL	W2	104-87	3-3	1-6	4-9	Hardaway/20	Mourning/9	A. Hardaway/26	Strong/16	15,200
4/29	@ ORL	L1	88-75	3-3	1-7	4-10	Mourning/17	Mourning/17	A. Hardaway/42	A. Hardaway/8	17,248
5/1	@ ORL	L2	99-91	3-3	1-8	4-11	Mourning/23	Brown- Mourning/23	A. Hardaway/41	Armstrong/9	16,555
5/4	ORL	W1	91-83	4-3	1-8	5-11	Mourning/22	Brown/14	A. Hardaway/33	Strong/12	15,200
1997 EASTERN CONFERENCE SEMIFINALS											
5/7	NY	L1	88-79	4-4	1-8	5-12	Hardaway/21	Brown/12	Houston/27	Ewing/11	14,870
5/9	NY	W1	88-84	5-4	1-8	6-12	Hardaway/34	Mourning/13	Houston/19	Ewing/11	14,870
5/11	@ NY	L1	77-73	5-4	1-9	6-13	Lenard/22	Brown/10	Ewing/25	Ewing- Oakley/11	19,763
5/12	@ NY	L2	89-76	5-4	1-10	6-14	Hardaway/14	Brown/12	Starks/21	Oakley/9	19,763
5/14	NY	W1	96-81	6-4	1-10	7-14	Brown/18	Brown/12	Starks/21	Oakley/9	14,782
5/16	@ NY	W2	95-90	6-4	2-10	8-14	Mourning/28	Mourning/9	Childs/22	Oakley/12	19,763
5/18	NY	W3	101-90	7-4	2-10	9-14	Hardaway/38	Mourning/12	Ewing/37	Ewing/17	14,870
1997 EASTERN CONFERENCE FINALS											
5/20	@ CHI	L1	84-77	7-4	2-11	9-15	Mourning/21	Mourning/8	Jordan/37	Rodman/19	24,544
5/22	@ CHI	L2	75-68	7-4	2-12	9-16	Hardaway/15	Mourning/8	Jordan/23	Rodman/10	24,544
5/24	CHI	L3	98-74	7-5	2-12	9-17	Lenard/14	Mourning/9	Jordan/34	Rodman/9	14,720
5/26	CHI	W1	87-80	8-5	2-12	10-17	Hardaway/25	Mourning/14	Jordan/29	Rodman/11	14,720
5/28	@ CHI	L1	100-87	8-5	2-13	10-18	Hardaway/27	Mourning- Thomas/8	Jordan/28	Rodman/13	24,544
1998 FIRST ROUND											
4/24	NY	W1	94-79	9-5	2-13	11-18	Hardaway/34	Brown/10	Johnson/21	Oakley/12	15,200
4/26	NY	L1	96-86	9-6	2-13	11-19	Mourning/30	Mourning/13	Starks/25	Cummings/14	15,200
4/28	@ NY	W1	91-85	9-6	3-13	12-19	Lenard/28	Mourning/9	Houston/27	Johnson- Oakley/7	19,763
4/30	@ NY	L1	90-85	9-6	3-14	12-20	Hardaway/33	Brown/9	Johnson- Houston/18	Johnson/9	19,763
5/3	NY	L2	98-81	9-7	3-14	12-21	Hardaway/21	Brown/10	Starks/22	Williams/14	15,200
1999 FIRST ROUND											
5/8	NY	L3	95-75	9-8	3-14	12-22	Mourning/27	Majerle/10	Houston- Sprewell/22	Ewing/15	15,036
5/10	NY	W1	83-73	10-8	3-14	13-22	Mourning/26	Majerle- Mourning/8	Ewing/16	Ewing/15	15,200
5/12	@ NY	L1	97-73	10-8	3-15	13-23	Mourning/18	Brown/8	Sprewell/20	Camby/9	19,763
5/14	@ NY	W1	87-72	10-8	4-15	14-23	Mourning- Porter/16	Mourning/13	Houston- Ward/12	Johnson/12	19,763
5/16	NY	L1	78-77	10-9	4-15	14-24	Mourning/21	Brown/12	Ewing/22	Ewing/11	14,985
2000 FIRST ROUND											
4/22	DET	W1	95-85	11-9	4-15	15-24	Mashburn/29	Majerle/10	Stackhouse/23	Hill- Williams/9	16,500
4/25	DET	W2	84-82	12-9	4-15	16-24	Mashburn/24	Mourning/8	Stackhouse/26	Stackhouse- Williams/7	16,500
4/29	@ DET	W3	91-72	12-9	5-15	17-24	Weatherspoon/18	Thorpe- Weatherspoon/10	Stackhouse/25	Laettner/7	14,507



PLAYOFF HISTORY

HEAT ALL-TIME PLAYOFF GAME-BY-GAME RESULTS

DATE	OPP.	W-L STREAK	RESULT	HOME	AWAY	TOTAL	HEAT HI SCORER	HEAT HI REBOUNDER	OPP. HI SCORER	OPP. HI REBOUNDER	ATTN.
2000 EASTERN CONFERENCE SEMIFINALS											
5/7	NY	W4	87-83	13-9	5-15	18-24	Mourning/26	Brown/16	Houston/21	Camby/13	20,053
5/9	NY	L1	82-76	13-10	5-15	18-25	Mashburn/25	Mourning/17	Ewing-Ward/13	Ewing-Johnson/8	20,078
5/12	@ NY	W1	77-76*	13-10	6-15	19-25	Mourning/23	Brown/12	Houston/24	Ewing/9	19,763
5/14	@ NY	L1	91-83	13-10	6-16	19-26	Mourning/27	Mourning/14	Ward/20	Ewing/11	19,763
5/17	NY	W1	87-81	14-10	6-16	20-26	Mashburn/21	Brown/12	Sprewell/24	Ewing/11	20,021
5/19	@ NY	L1	72-70	14-10	6-17	20-27	Mourning/22	Mourning-Majerle/10	Houston/21	Ewing/18	19,763
5/21	NY	L2	83-82	14-11	6-17	20-28	Mourning/29	Mourning/13	Sprewell/24	Camby/12	20,063
2001 FIRST ROUND											
4/21	CHA	L3	106-80	14-12	6-17	20-29	House/16	Grant/10	Mashburn/28	Brown/7	20,085
4/23	CHA	L4	102-76	14-13	6-17	20-30	Jones/21	Grant-Jones/6	Mashburn/22	Brown/8	16,500
4/27	@ CHA	L5	94-79	14-13	6-18	20-31	Jones/22	Mourning/9	Davis-Mashburn/21	Brown/12	22,283
2004 FIRST ROUND											
4/18	NO	W1	81-79	15-13	6-18	21-31	Wade/21	Odom/11	Davis/17	Brown-Magloire/11	20,102
4/21	NO	W2	93-63	16-13	6-18	22-31	Jones/19	Grant/11	Davis/13	Magloire/10	20,189
4/24	@ NO	L1	77-71	16-13	6-19	22-32	C. Butler/24	C. Butler/15	Davis/21	Brown-Lynch/11	14,251
4/27	@ NO	L2	96-85	16-13	6-20	22-33	Odom/25	Grant/9	Davis/23	Brown-West/7	16,009
4/30	NO	W1	87-83	17-13	6-20	23-33	Jones/25	C. Butler/11	Davis/33	Brown/13	20,147
5/2	@ NO	L1	89-83	17-13	6-21	23-34	Wade/27	Odom/11	Brown-Lynch/16	Brown-Magloire/9	17,297
5/4	NO	W1	85-77	18-13	6-21	24-34	C. Butler/23	C. Butler-Grant-Odom/9	Smith/25	Magloire/10	20,286
2004 EASTERN CONFERENCE SEMIFINALS											
5/6	@ IND	L1	94-81	18-13	6-22	24-35	Wade/22	C. Butler/9	Artest/25	Foster/10	18,345
5/8	@ IND	L2	91-80	18-13	6-23	24-36	Odom-Wade/19	Odom/12	Artest/20	Harrington-O'Neal/9	18,345
5/10	IND	W1	94-87	19-13	6-23	25-36	Wade/25	Grant/16	O'Neal/29	O'Neal/9	20,115
5/12	IND	W2	100-88	20-13	6-23	26-36	Odom/22	C. Butler/10	O'Neal/37	Artest-Tinsley/8	20,128
5/15	@ IND	L1	94-83	20-13	6-24	26-37	Wade/16	Odom/10	O'Neal/22	Foster/16	18,345
5/18	IND	L2	73-70	20-14	6-24	26-38	Wade/24	Grant/10	Artest/27	O'Neal/13	20,136
2005 FIRST ROUND											
4/24	NJ	W1	116-98	21-14	6-24	27-38	Wade/32	Haslem-O'Neal/11	Carter/27	Carter/10	20,212
4/26	NJ	W2	104-87	22-14	6-24	28-38	Mourning/21	O'Neal/10	Krstic/27	Collins-Krstic/8	20,276
4/28	@ NJ	W3	108-105**	22-14	7-24	29-38	O'Neal/25	Haslem/19	Carter/36	Kidd/16	20,174
5/1	@ NJ	W4	110-97	22-14	8-24	30-38	Wade/34	Haslem/11	Kidd/25	Carter/10	20,174
2005 EASTERN CONFERENCE SEMIFINALS											
5/8	WAS	W5	105-86	23-14	8-24	31-38	Wade/20	E. Jones/8	Arenas/25	Jamison/8	20,151
5/10	WAS	W6	108-102	24-14	8-24	32-38	Wade/31	Haslem/13	Jamison/32	Hughes-Ruffin/8	20,205
5/12	@ WAS	W7	102-95	24-14	9-24	33-38	Wade/31	Mourning/13	Jamison/21	Haywood/8	20,173
5/14	@ WAS	W8	99-95	24-14	10-24	34-38	Wade/42	Haslem/13	Arenas/25	Haywood/15	20,173
2005 EASTERN CONFERENCE FINALS											
5/23	DET	L1	90-81	24-15	10-24	34-39	E. Jones/22	E. Jones/8	R. Wallace/20	B. Wallace/13	20,203
5/25	DET	W1	92-86	25-15	10-24	35-39	Wade/40	O'Neal/10	Hamilton/21	B. Wallace/14	20,228
5/29	@ DET	W2	113-104	25-15	11-24	36-39	Wade/36	D. Jones-Wade/7	Hamilton/33	R. Wallace/8	22,076
5/31	@ DET	L1	106-96	25-15	11-25	36-40	Wade/28	E. Jones/10	Hamilton/28	B. Wallace/15	22,076
6/2	DET	W1	88-76	26-15	11-25	37-40	O'Neal/20	Haslem/13	Hamilton/21	McDyess/9	20,225
6/4	@ DET	L1	91-66	26-15	11-26	37-41	O'Neal/24	O'Neal/13	Hamilton/24	Prince-R. Wallace/9	22,076
6/6	DET	L2	88-82	26-16	11-26	37-42	O'Neal/27	Haslem/10	Hamilton/22	B. Wallace/9	20,241

(* Overtime **Double Overtime)

PLAYOFF HISTORY

HEAT ALL-TIME PLAYOFF GAME-BY-GAME RESULTS

DATE	OPP.	W-L STREAK	RESULT	HOME	AWAY	TOTAL	HEAT HI SCORER	HEAT HI REBOUNDER	OPP. HI SCORER	OPP. HI REBOUNDER	ATTN.
2006 FIRST ROUND											
4/22	CHI	W1	111-106	27-16	11-26	38-42	Wade/30	O'Neal/16	Gordon/35	Nocioni/16	20,288
4/24	CHI	W2	115-108	28-16	11-26	39-42	O'Neal-Williams/22	Walker/10	Nocioni/30	Chandler/9	20,214
4/27	@ CHI	L1	109-90	28-16	11-27	39-43	Wade/26	Haslem/10	Gordon/24	Nocioni/9	22,133
4/30	@ CHI	L2	93-87	28-16	11-28	39-44	Walker/21	Haslem/9	Nocioni/24	Nocioni/7	22,361
5/2	CHI	W1	92-78	29-16	11-28	40-44	Wade/28	O'Neal/10	Nocioni/23	Nocioni/10	20,287
5/4	@ CHI	W2	113-96	29-16	12-28	41-44	O'Neal/30	O'Neal/20	Hinrich/23	Deng/6	22,584
2006 EASTERN CONFERENCE SEMIFINALS											
5/8	NJ	L1	100-88	29-17	12-28	41-45	Wade/25	O'Neal/10	Carter/27	Kidd/9	20,208
5/10	NJ	W1	111-89	30-17	12-28	42-45	Wade/31	Haslem/10	Carter/22	Krstic/7	20,227
5/12	@ NJ	W2	103-92	30-17	13-28	43-45	Wade/30	Posey/10	Carter/43	Collins/11	20,102
5/14	@ NJ	W3	102-92	30-17	14-28	44-45	Wade/31	Haslem/11	Carter/26	Krstic/14	19,474
5/16	NJ	W4	106-105	31-17	14-28	45-45	Walker/23	Haslem/10	Carter-Jefferson/33	Carter-Jefferson-Murray/7	20,255
2006 EASTERN CONFERENCE FINALS											
5/23	@ DET	W5	91-86	31-17	15-28	46-45	Wade/25	Haslem/9	Hamilton/22	B. Wallace/14	22,076
5/25	@ DET	L1	92-88	31-17	15-29	46-46	Wade/32	O'Neal/12	Prince/24	B. Wallace/12	22,076
5/27	DET	W1	98-83	32-17	15-29	47-46	Wade/35	O'Neal/12	Billups/31	R. Wallace/10	20,245
5/29	DET	W2	89-78	33-17	15-29	48-46	Wade/31	O'Neal/9	Prince/15	B. Wallace/11	20,248
5/31	@ DET	L1	91-78	33-17	15-30	48-47	Wade/23	Haslem/10	Prince/29	Hamilton/10	22,076
6/2	DET	W1	95-78	34-17	15-30	49-47	O'Neal/28	O'Neal/16	Hamilton/33	R. Wallace/8	20,258
2006 NBA FINALS											
6/8	@ DAL	L1	90-80	34-17	15-31	49-48	Wade/28	Haslem/9	Terry/32	Howard/12	20,475
6/11	@ DAL	L2	99-85	34-17	15-32	49-49	Wade/23	Wade/8	Nowitzki/26	Nowitzki/16	20,459
6/13	DAL	W1	98-96	35-17	15-32	50-49	Wade/42	Wade/13	Nowitzki/30	Dampier/9	20,145
6/15	DAL	W2	98-74	36-17	15-32	51-49	Wade/36	O'Neal/13	Terry/17	Nowitzki/9	20,145
6/18	DAL	W3	101-100*	37-17	15-32	52-49	Wade/43	O'Neal/12	Terry/35	Howard/10	20,145
6/20	@ DAL	W4	95-92	37-17	16-32	53-49	Wade/36	O'Neal/12	Nowitzki/29	Nowitzki/15	20,522



Dwyane Wade led the HEAT to their first NBA championship with a stunning 95-92 win in Dallas on June 20, 2006. Wade led the HEAT in scoring in all six games, including at least 35 points in each of the last four contests en route to becoming the fifth youngest player in NBA history to capture NBA Finals MVP honors.

PLAYOFF HISTORY

HEAT ALL-TIME PLAYOFF GAME-BY-GAME RESULTS

DATE	OPP.	W-L STREAK	RESULT	HOME	AWAY	TOTAL	HEAT HI SCORER	HEAT HI REBOUNDER	OPP. HI SCORER	OPP. HI REBOUNDER	ATTN.
2007 FIRST ROUND											
4/21	@ CHI	L1	96-91	37-17	16-33	53-50	Wade/21	Haslem-O'Neal/6	Deng/33	Wallace/14	22,183
4/24	@ CHI	L2	107-89	37-17	16-34	53-51	Wade/21	O'Neal-Posey/8	Gordon/27	Gordon/7	23,097
4/27	CHI	L3	104-96	37-18	16-34	53-52	Wade/28	O'Neal/13	Gordon/27	Deng/11	20,280
4/29	CHI	L4	92-79	37-19	16-34	53-53	Wade/24	Posey/18	Gordon/24	Deng/12	20,283
2009 FIRST ROUND											
4/19	@ ATL	L5	90-64	37-19	16-35	53-54	Wade/19	Beasley/10	Smith/23	Pachulia-Smith/10	18,851
4/22	@ ATL	W1	108-93	37-19	17-35	54-54	Wade/33	Moon/8	Bibby/18	Horford/11	19,146
4/25	ATL	W2	107-78	38-19	17-35	55-54	Wade/29	Haslem/13	Bibby-Horford-Smith/13	Smith/8	19,600
4/27	ATL	L1	81-71	38-20	17-35	55-55	Wade/22	Haslem/9	Bibby/15	Pachulia/18	19,600
4/29	@ ATL	L2	106-91	38-20	17-36	55-56	Wade/29	Haslem/8	Johnson/25	Smith/8	19,051
5/1	ATL	W1	98-72	39-20	17-36	56-56	Wade/41	Beasley/15	Bibby/20	Smith/10	19,600
5/3	@ ATL	L1	91-78	39-20	17-37	56-57	Wade/31	Haslem/13	Johnson/27	Smith/9	18,864
2010 FIRST ROUND											
4/17	@ BOS	L2	85-76	39-20	17-38	56-58	Wade/26	O'Neal/9	Pierce/16	Garnett/9	18,624
4/20	@ BOS	L3	106-77	39-20	17-39	56-59	Wade/29	Beasley/7	R. Allen/25	Perkins/9	18,624
4/23	BOS	L4	100-98	39-21	17-39	56-60	Wade/34	Haslem/8	Pierce/32	Perkins/12	19,500
4/25	BOS	W1	101-92	40-21	17-39	57-60	Wade/46	Haslem/11	Rondo/23	Garnett/12	19,520
4/27	@ BOS	L1	96-86	40-21	17-40	57-61	Wade/31	Haslem/10	R. Allen/24	Garnett-Rondo/8	18,624
2011 FIRST ROUND											
4/16	PHI	W1	97-89	41-21	17-40	58-61	Bosh/25	James/14	Young/20	Young/11	19,600
4/18	PHI	W2	94-73	42-21	17-40	59-61	James/29	Bosh/11	Young/18	Brand-Iguodala/7	20,204
4/21	@ PHI	W3	100-94	42-21	18-40	60-61	Wade/32	James/15	Brand/21	Brand/11	20,404
4/24	@ PHI	L1	86-82	42-21	18-41	60-62	James/31	Wade/8	Turner-Williams/17	Brand/11	19,048
4/27	PHI	W1	97-91	43-21	18-41	61-62	Wade/26	Bosh-Wade/11	Brand-Iguodala/22	Iguodala-Turner/10	19,896
2011 EASTERN CONFERENCE SEMIFINALS											
5/1	BOS	W2	99-90	44-21	18-41	62-62	Wade/38	Bosh/12	Allen/25	Garnett/8	20,021
5/3	BOS	W3	102-91	45-21	18-41	63-62	James/35	Bosh/11	Rondo/20	J. O'Neal/9	20,104
5/7	@ BOS	L1	97-81	45-21	18-42	63-63	Wade/23	Anthony/11	Pierce/28	Garnett/18	18,624
5/9	@ BOS	W1	98-90*	45-21	19-42	64-63	James/35	James/14	Pierce/27	Garnett/10	18,624
5/11	BOS	W2	97-87	46-21	19-42	65-63	Wade/34	Bosh/11	Allen/18	Garnett/11	20,208
2011 EASTERN CONFERENCE FINALS											
5/15	@ CHI	L1	103-82	46-21	19-43	65-64	Bosh/30	Bosh/9	Rose/28	Noah/14	22,874
5/18	@ CHI	W1	85-75	46-21	20-43	66-64	James/29	James/10	Rose/21	Boozer-Noah/8	23,007
5/22	CHI	W2	96-85	47-21	20-43	67-64	Bosh/34	Wade/9	Boozer/26	Boozer/17	20,123
5/24	CHI	W3	101-93*	48-21	20-43	68-64	James/35	Haslem-Miller/9	Rose-23	Noah/14	20,125
5/26	@ CHI	W4	83-80	48-21	21-43	69-64	James/28	James/11	Rose/25	Noah-Thomas/8	23,057
2011 NBA FINALS											
5/31	DAL	W5	92-84	49-21	21-43	70-64	James/24	Wade/10	Nowitzki/27	Marion/10	20,003
6/2	DAL	L1	95-93	49-22	21-43	70-65	Wade/36	Bosh-James/8	Nowitzki/24	Nowitzki/11	20,003
6/5	@ DAL	W1	88-86	49-22	22-43	71-65	Wade/29	Wade/11	Nowitzki/34	Chandler-Nowitzki/11	20,340
6/7	@ DAL	L1	86-83	49-22	22-44	71-66	Wade/32	James/9	Nowitzki/21	Chandler/16	20,430
6/9	@ DAL	L2	112-103	49-22	22-45	71-67	Wade/23	Bosh-James/10	Nowitzki/29	Chandler/7	20,433
6/12	DAL	L3	105-95	49-23	22-45	71-68	James/21	Haslem/9	Terry/27	Nowitzki/11	20,003

(*Overtime)

PLAYOFF HISTORY

HEAT ALL-TIME PLAYOFF GAME-BY-GAME RESULTS

DATE	OPP.	W-L STREAK	RESULT	HOME	AWAY	TOTAL	HEAT HI SCORER	HEAT HI REBOUNDER	OPP. HI SCORER	OPP. HI REBOUNDER	ATTN.
2012 FIRST ROUND											
4/28	NY	W1	100-67	50-23	22-45	72-68	James/32	Haslem/8	Smith/17	Anthony/10	19,621
4/30	NY	W2	104-94	51-23	22-45	73-68	Wade/25	Haslem/8	Anthony/30	Anthony/9	19,684
5/3	@ NY	W3	87-70	51-23	23-45	74-68	James/32	Bosh/10	Anthony/22	Chandler/15	19,763
5/6	@ NY	L1	89-87	51-23	23-46	74-69	James/27	Bosh/9	Anthony/41	Stoudemire/10	19,763
5/9	NY	W1	106-94	52-23	23-46	75-69	James/29	James/8	Anthony/35	Chandler/11	19,754
2012 EASTERN CONFERENCE SEMIFINALS											
5/13	IND	W2	95-86	53-23	23-46	76-69	James/32	James/15	Hibbert- West/17	West/12	19,600
5/15	IND	L1	78-75	53-24	23-46	76-70	James/28	James/9	West/16	George- Hibbert/11	19,828
5/17	@ IND	L2	94-75	53-24	23-47	76-71	Chalmers/25	Turiah/8	Hill/20	Hibbert/18	18,165
5/20	@ IND	W1	101-93	53-24	24-47	77-71	James/40	James/18	Granger/20	Hibbert/9	18,165
5/22	IND	W2	115-83	54-24	24-47	78-71	James/30	Chalmers/11	George/11	Hibbert/12	20,097
5/24	@ IND	W3	105-93	54-24	25-47	79-71	Wade/41	Wade/10	West/24	George/10	18,165
2012 EASTERN CONFERENCE FINALS											
5/28	BOS	W4	93-79	55-24	25-47	80-71	James/32	James/13	Garnett/23	Garnett/10	19,912
5/30	BOS	W5	115-111*	56-24	25-47	81-71	James/34	Haslem/11	Rondo/44	Bass/10	19,973
6/1	@ BOS	L1	101-91	56-24	25-48	81-72	James/34	James/8	Garnett/24	Garnett/11	18,624
6/3	@ BOS	L2	93-91*	56-24	25-49	81-73	James/29	Haslem/17	Pierce/23	Garnett/14	18,624
6/5	BOS	L3	94-90	56-25	25-49	81-74	James/30	Haslem/14	Garnett/26	Garnett/11	20,021
6/7	@ BOS	W1	98-79	56-25	26-49	82-74	James/45	James/15	Rondo/21	Bass/7	18,624
6/9	BOS	W2	101-88	57-25	26-49	83-74	James/31	James/12	Rondo/22	Rondo/10	20,114
2012 NBA FINALS											
6/12	@ OKC	L1	105-94	57-25	26-50	83-75	James/30	Haslem/11	Durant/36	Collison/10	18,203
6/14	@ OKC	W1	100-96	57-25	27-50	84-75	James/32	Bosh/15	Durant/32	Perkins- Westbrook/8	18,203
6/17	OKC	W2	91-85	58-25	27-50	85-75	James/29	James/14	Durant/25	Perkins/12	20,003
6/19	OKC	W3	104-98	59-25	27-50	86-75	James/26	Bosh-James/9	Westbrook/43	Harden/10	20,003
6/21	OKC	W4	121-106	60-25	27-50	87-75	James/26	James/11	Durant/32	Durant/11	20,003
2013 FIRST ROUND											
4/21	MIL	W5	110-87	61-25	27-50	88-75	James/27	James/10	Jennings/26	Ilyasova/6	20,006
4/23	MIL	W6	98-86	62-25	27-50	89-75	Wade/21	James/8	Ilyasova/21	Dunleavy- Ilyasova- Sanders/6	20,097
4/25	@ MIL	W7	104-91	62-25	28-50	90-75	Allen/23	Bosh/14	Jennings- Sanders/16	Sanders/11	18,165
4/28	@ MIL	W8	88-77	62-25	29-50	91-75	James/30	Chalmers- James/8	Ellis/21	Sanders/11	18,717

(*Overtime)



The Miami HEAT celebrate capturing the 2012 NBA championship.

PLAYOFF HISTORY

HEAT ALL-TIME PLAYOFF GAME-BY-GAME RESULTS

DATE	OPP.	W-L STREAK	RESULT	HOME	AWAY	TOTAL	HEAT HI SCORER	HEAT HI REBOUNDER	OPP. HI SCORER	OPP. HI REBOUNDER	ATTN.
2013 EASTERN CONFERENCE SEMIFINALS											
5/6	CHI	L1	93-86	62-26	29-50	91-76	James/24	James/8	Robinson/27	Butler/14	19,685
5/8	CHI	W1	115-78	63-26	29-50	92-76	Allen/21	Cole/6	Belinelli/13	Noah/6	19,817
5/10	@ CHI	W2	104-94	63-26	30-50	93-76	James/25	Bosh/19	Boozer/13	Noah/11	22,675
5/13	@ CHI	W3	88-65	63-26	31-50	94-76	James/27	Haslem-James/7	Boozer/14	Boozer/12	21,990
5/15	CHI	W4	94-91	64-26	31-50	95-76	James/23	Bosh-James/7	Boozer/26	Boozer/14	20,025
2013 EASTERN CONFERENCE FINALS											
5/22	IND	W5	103-102*	65-26	31-50	96-76	James/30	James/10	George/27	Stephenson/12	19,679
5/24	IND	L1	97-93	65-27	31-50	96-77	James/36	James/8	Hibbert/29	Hibbert/10	20,022
5/26	@ IND	W1	114-96	65-27	32-50	97-77	James/22	Andersen/9	West/21	Hibbert/17	18,165
5/28	@ IND	L1	99-92	65-27	32-51	97-78	James/24	Allen/7	Hibbert-23	Hibbert-West/12	18,165
5/30	IND	W1	90-79	66-27	32-51	98-78	James/30	James/8	George/27	George/11	19,913
6/1	@ IND	L1	91-77	66-27	32-52	98-79	James/29	Anthony/8	George/28	West/14	18,165
6/3	IND	W1	99-76	67-27	32-52	99-79	James/32	Wade/9	Hibbert/18	Hibbert/8	20,025
2013 NBA FINALS											
6/6	SA	L1	92-88	67-28	32-52	99-80	James/18	James/18	Parker/21	Duncan/14	19,775
6/9	SA	W1	103-84	68-28	32-52	100-80	Chalmers/19	Bosh/10	Green/17	Leonard/14	19,900
6/11	@ SA	L1	113-77	68-28	32-53	100-81	Wade/16	James/11	Green/27	Duncan/14	18,581
6/13	@ SA	W1	109-93	68-28	33-53	101-81	James/33	Bosh/13	Duncan/20	Leonard/7	18,581
6/16	@ SA	L1	114-104	68-28	33-54	101-82	James-Wade/25	Bosh-James/6	Parker/26	Duncan/12	18,581
6/18	SA	W1	103-100*	69-28	33-54	102-82	James/32	Bosh/11	Duncan/30	Duncan/17	19,900
6/20	SA	W2	95-88	70-28	33-54	103-82	James/37	James/12	Duncan/24	Leonard/16	19,900

(* Overtime)



Ray Allen's three-point field goal with 5.2 seconds left in regulation in Game 6 of the 2013 NBA Finals against San Antonio allowed the HEAT to overcome a five-point deficit in the final 20.2 seconds and force overtime. The HEAT went on to defeat the Spurs in overtime in Game 6 and then two nights later on June 20, Miami captured its third NBA championship.

HEAT POSTSEASON LEADERS

GAMES PLAYED

Dwyane Wade	132
Udonis Haslem	122
Alonzo Mourning	82
Mario Chalmers	79
LeBron James	67
Joel Anthony	63
Chris Bosh	58
Mike Miller	58
James Jones	49
Shane Battier	45

GAMES STARTED

Dwyane Wade	132
Udonis Haslem	78
LeBron James	67
Chris Bosh	54
Mario Chalmers	54
Alonzo Mourning	44
Shaquille O'Neal	40
Tim Hardaway	39
P.J. Brown	35
Eddie Jones	33

MINUTES

Dwyane Wade	5,214
Udonis Haslem	2,940
LeBron James	2,865
Mario Chalmers	2,341
Alonzo Mourning	2,056
Chris Bosh	2,024
Tim Hardaway	1,433
Shaquille O'Neal	1,311
Jamal Mashburn	1,258
Eddie Jones	1,253

POINTS

Dwyane Wade	3,125
LeBron James	1,790
Alonzo Mourning	989
Chris Bosh	865
Udonis Haslem	772
Shaquille O'Neal	751
Mario Chalmers	744
Tim Hardaway	605
Eddie Jones	444
Jamal Mashburn	434

DOUBLE-FIGURE SCORING GAMES

Dwyane Wade	128
LeBron James	66
Chris Bosh	46
Alonzo Mourning	46
Shaquille O'Neal	37
Udonis Haslem	35
Mario Chalmers	31
Tim Hardaway	28
Eddie Jones	23
Antoine Walker	22

20+ POINT GAMES

Dwyane Wade	92
LeBron James	55
Alonzo Mourning	21
Shaquille O'Neal	16
Chris Bosh	13
Tim Hardaway	12
Eddie Jones	8
Mario Chalmers	7
Jamal Mashburn	6
Voshon Lenard	5
Antoine Walker	5

30+ POINT GAMES

Dwyane Wade	32
LeBron James	26
Tim Hardaway	5
Chris Bosh	2
Alonzo Mourning	2
Damon Jones	1
Shaquille O'Neal	1

40+ POINT GAMES

Dwyane Wade	7
LeBron James	2

FIELD GOALS MADE

Dwyane Wade	1,129
LeBron James	637
Alonzo Mourning	346
Chris Bosh	321
Shaquille O'Neal	312
Udonis Haslem	307
Mario Chalmers	260
Tim Hardaway	202
Jamal Mashburn	159
Eddie Jones	151

FIELD GOALS ATTEMPTED

Dwyane Wade	2,374
LeBron James	1,307
Chris Bosh	679
Alonzo Mourning	656
Udonis Haslem	639
Mario Chalmers	605
Tim Hardaway	557
Shaquille O'Neal	531
Jamal Mashburn	419
Eddie Jones	362

FREE THROWS MADE

Dwyane Wade	791
LeBron James	428
Alonzo Mourning	294
Chris Bosh	201
Udonis Haslem	158
Shaquille O'Neal	127
Mario Chalmers	122
Tim Hardaway	121
Eddie Jones	82
Jamal Mashburn	71

FREE THROWS ATTEMPTED

Dwyane Wade	1,019
LeBron James	565
Alonzo Mourning	483
Shaquille O'Neal	315
Chris Bosh	252
Udonis Haslem	220
Mario Chalmers	165
Tim Hardaway	158
Eddie Jones	105
Jamal Mashburn	95

3-POINT FIELD GOALS MADE

Mario Chalmers	102
LeBron James	88
Tim Hardaway	80
Dwyane Wade	76
Shane Battier	68
Eddie Jones	60
Mike Miller	58
Dan Majerle	56
Antoine Walker	56
Voshon Lenard	54

3-POINT FIELD GOALS ATTEMPTED

Mario Chalmers	285
LeBron James	266
Dwyane Wade	237
Tim Hardaway	220
Shane Battier	198
Eddie Jones	169
Dan Majerle	166
Antoine Walker	164
Mike Miller	148
Voshon Lenard	131

OFFENSIVE REBOUNDS

Udonis Haslem	207
Dwyane Wade	198
Alonzo Mourning	137
LeBron James	125
Chris Bosh	121
Shaquille O'Neal	110
P.J. Brown	103
Joel Anthony	82
Brian Grant	51
Jamal Mashburn	39

DEFENSIVE REBOUNDS

Udonis Haslem	543
Dwyane Wade	524
LeBron James	468
Alonzo Mourning	386
Chris Bosh	333
Shaquille O'Neal	251
P.J. Brown	183
Mario Chalmers	172
Dan Majerle	158
Eddie Jones	142

HEAT POSTSEASON LEADERS

TOTAL REBOUNDS

Udonis Haslem.....	750
Dwyane Wade.....	721
LeBron James.....	593
Alonzo Mourning.....	523
Chris Bosh.....	454
Shaquille O'Neal.....	361
P.J. Brown.....	286
Mario Chalmers.....	205
Joel Anthony.....	201
Dan Majerle.....	186

ASSISTS

Dwyane Wade.....	691
LeBron James.....	404
Mario Chalmers.....	249
Tim Hardaway.....	243
Jason Williams.....	104
Dan Majerle.....	91
Jamal Mashburn.....	86
Eddie Jones.....	80
Udonis Haslem.....	74
Shaquille O'Neal.....	69

STEALS

Dwyane Wade.....	220
LeBron James.....	119
Mario Chalmers.....	99
Udonis Haslem.....	57
Chris Bosh.....	54
Dan Majerle.....	54
Tim Hardaway.....	46
Eddie Jones.....	40
Alonzo Mourning.....	36
Jamal Mashburn.....	33

BLOCKED SHOTS

Alonzo Mourning.....	171
Dwyane Wade.....	148
Joel Anthony.....	90
Chris Bosh.....	69
LeBron James.....	59
Shaquille O'Neal.....	59
Udonis Haslem.....	37
P.J. Brown.....	29
Chris Andersen.....	22
Eddie Jones.....	22

TURNOVERS

Dwyane Wade.....	470
LeBron James.....	217
Alonzo Mourning.....	175
Shaquille O'Neal.....	141
Mario Chalmers.....	137
Tim Hardaway.....	123
Udonis Haslem.....	110
Chris Bosh.....	87
Jamal Mashburn.....	73
Antoine Walker.....	51

PERSONAL FOULS

Dwyane Wade.....	371
Udonis Haslem.....	345
Alonzo Mourning.....	276
Mario Chalmers.....	226
Shaquille O'Neal.....	151
LeBron James.....	146
Chris Bosh.....	135
Joel Anthony.....	126
P.J. Brown.....	121
Jamal Mashburn.....	120

DOUBLE-DOUBLES

LeBron James.....	26
Dwyane Wade.....	21
Chris Bosh.....	16
Udonis Haslem.....	16
Shaquille O'Neal.....	15
Alonzo Mourning.....	14
P.J. Brown.....	8
Dan Majerle.....	3
Lamar Odom.....	3
Rony Seikaly.....	3

TRIPLE-DOUBLES

LeBron James.....	5
-------------------	---

DUNKS

Dwyane Wade.....	159
Shaquille O'Neal.....	116
Alonzo Mourning.....	93
LeBron James.....	86
Udonis Haslem.....	57
Chris Bosh.....	45
P.J. Brown.....	17
Chris Andersen.....	15
Lamar Odom.....	11
Joel Anthony.....	10

HEAT PLAYOFF RECORDS – INDIVIDUAL

MINUTES PLAYED

GAME

50:48*.....Dwyane Wade @ BOS.....	Jun. 3, 2012
50:17*.....LeBron James @ BOS.....	May 9, 2011
50:06*.....Dwyane Wade vs. DAL.....	Jun. 18, 2006
50**.....Dwyane Wade @ NJ.....	Apr. 28, 2005
49:46*.....LeBron James vs. SA.....	Jun. 18, 2013
49:23*.....LeBron James vs. CHI.....	May 24, 2011
48:06*.....LeBron James @ BOS.....	Jun. 3, 2012
48**.....Eddie Jones @ NJ.....	Apr. 28, 2005
48.....Jamal Mashburn vs. NY.....	May 9, 2000
48.....Tim Hardaway @ NY.....	May 3, 1998
48.....Tim Hardaway @ CHI.....	May 20, 1997
48.....John Salley vs. ATL.....	May 3, 1994

POINTS

GAME

46.....Dwyane Wade vs. BOS.....	Apr. 25, 2010
45.....LeBron James @ BOS.....	Jun. 7, 2012
43*.....Dwyane Wade vs. DAL.....	Jun. 18, 2006
42.....Dwyane Wade vs. DAL.....	Jun. 13, 2006
42.....Dwyane Wade @ WAS.....	May 14, 2005

1st HALF

30.....LeBron James @ BOS.....	Jun. 7, 2012
--------------------------------	--------------

2nd HALF

30.....Dwyane Wade vs. BOS.....	Apr. 25, 2010
---------------------------------	---------------

1st QUARTER

17.....Dwyane Wade vs. NJ.....	May 10, 2006
--------------------------------	--------------

2nd QUARTER

20.....Dwyane Wade @ IND.....	May 24, 2012
20.....Tim Hardaway @ CHI.....	Apr. 26, 1996

3rd QUARTER

22.....Dwyane Wade @ WAS.....	May 14, 2005
-------------------------------	--------------

4th QUARTER

20.....Dwyane Wade vs. DET.....	May 25, 2005
---------------------------------	--------------

OVERTIME PERIOD

8.....Dwyane Wade vs. BOS.....	May 30, 2012
--------------------------------	--------------

(* Overtime ** Double Overtime)

HEAT PLAYOFF RECORDS – INDIVIDUAL

FIELD GOALS MADE

GAME

19.....	LeBron James @ BOS.....	Jun. 7, 2012
17.....	Dwyane Wade @ IND.....	May 24, 2012
16.....	LeBron James @ BOS.....	Jun. 1, 2012
16.....	Dwyane Wade vs. BOS.....	Apr. 25, 2010
15.....	LeBron James @ SA.....	Jun. 7, 2013
15.....	Dwyane Wade vs. DET.....	May 25, 2005

1st HALF

12.....	LeBron James @ BOS.....	Jun. 7, 2012
---------	-------------------------	--------------

2nd HALF

11.....	Dwyane Wade vs. DET.....	May 25, 2005
---------	--------------------------	--------------

QUARTER

9 (4)...	Dwyane Wade vs. DET.....	May 25, 2005
----------	--------------------------	--------------

OVERTIME PERIOD

2.....	Numerous	
(most recently: LeBron James vs. IND, May 22, 2013)		

FIELD GOALS ATTEMPTED

GAME

28*.....	LeBron James @ BOS.....	May 9, 2011
28*.....	Dwyane Wade vs. DAL.....	Jun. 18, 2006
28.....	Dwyane Wade vs. DET.....	May 25, 2005
27.....	LeBron James @ IND.....	May 20, 2012
27.....	Dwyane Wade vs. CHI.....	Apr. 27, 2007
27.....	Dwyane Wade @ WAS.....	May 12, 2005

1st HALF

16.....	LeBron James @ BOS.....	Jun. 1, 2012
16.....	Dwyane Wade @ IND.....	May 24, 2012
16.....	Michael Beasley vs. ATL.....	May 1, 2009

2nd HALF

18.....	Dwyane Wade vs. CHI.....	Apr. 27, 2007
18.....	Dwyane Wade vs. DET.....	May 25, 2005

QUARTER

14 (4)...	Dwyane Wade vs. DET.....	May 25, 2005
-----------	--------------------------	--------------

OVERTIME PERIOD

4.....	Dwyane Wade vs. CHI.....	May 24, 2011
--------	--------------------------	--------------

FREE THROWS MADE

GAME

21*.....	Dwyane Wade vs. DAL.....	Jun. 18, 2006
24*.....	LeBron James @ BOS.....	May 30, 2012
16.....	Dwyane Wade vs. ATL.....	May 1, 2009
16.....	Dwyane Wade @ DAL.....	Jun. 20, 2006
16.....	Dwyane Wade @ WAS.....	May 14, 2005

1st HALF

11.....	LeBron James vs. NY.....	Apr. 28, 2012
11.....	Dwyane Wade vs. ATL.....	May 1, 2009
11.....	Dwyane Wade vs. DAL.....	Jun. 13, 2006

2nd HALF

12.....	Dwyane Wade vs. DAL.....	Jun. 18, 2006
12.....	Dwyane Wade @ WAS.....	May 14, 2005

QUARTER

11 (4)...	Dwyane Wade @ NJ.....	May 12, 2006
-----------	-----------------------	--------------

OVERTIME PERIOD

4.....	Dwyane Wade vs. BOS.....	May 30, 2012
4 (2nd)...	Dwyane Wade @ NJ.....	Apr. 28, 2005

FREE THROWS ATTEMPTED

GAME

25*.....	Dwyane Wade vs. DAL.....	Jun. 18, 2006
24*.....	LeBron James vs. BOS.....	May 30, 2012
21.....	Dwyane Wade @ DAL.....	Jun. 20, 2006
19.....	Dwyane Wade vs. DET.....	May 29, 2006
19.....	Dwyane Wade vs. WAS.....	May 10, 2005

1st HALF

14.....	LeBron James vs. NY.....	Apr. 28, 2012
14.....	Dwyane Wade vs. DAL.....	Jun. 13, 2006

2nd HALF

15.....	Dwyane Wade vs. DAL.....	Jun. 18, 2006
---------	--------------------------	---------------

QUARTER

11 (4)...	Dwyane Wade @ NJ.....	May 12, 2006
-----------	-----------------------	--------------

OVERTIME PERIOD

6.....	Dwyane Wade vs. BOS.....	May 30, 2012
6 (2nd)...	Dwyane Wade @ NJ.....	Apr. 28, 2005

3-PT. FIELD GOALS MADE

GAME

7.....	Mike Miller vs. OKC.....	Jun. 21, 2012
7.....	Damon Jones vs. NJ.....	Apr. 24, 2005
6.....	Shane Battier vs. SA.....	Jun. 20, 2013
6.....	Mario Chalmers vs. PHI.....	Apr. 27, 2011
6.....	Daequan Cook @ ATL.....	Apr. 22, 2009
6.....	Dwyane Wade @ ATL.....	Apr. 22, 2009
6.....	Damon Jones @ WAS.....	May 14, 2005
6.....	Tim Hardaway vs. NY.....	Apr. 24, 1998
6.....	Tim Hardaway vs. NY.....	May 18, 1997
6.....	Voshon Lenard vs. ORL.....	Apr. 24, 1997

1st HALF

5.....	Tim Hardaway @ CHI.....	Apr. 26, 1996
--------	-------------------------	---------------

2nd HALF

5.....	Dwyane Wade vs. BOS.....	Apr. 25, 2010
5.....	Dwyane Wade @ BOS.....	Apr. 20, 2010

QUARTER

4.....	Numerous	
(most recently: James Jones, 2nd Q, vs. BOS, May 1, 2011)		

OVERTIME PERIOD

1.....	Jamal Mashburn @ NY.....	May 12, 2000
--------	--------------------------	--------------

3-PT. FIELD GOALS ATTEMPTED

GAME

13.....	Damon Jones @ WAS.....	May 14, 2005
13.....	Tim Hardaway vs. CHI.....	May 28, 1997
12.....	Mario Chalmers vs. PHI.....	Apr. 27, 2011
12.....	Antoine Walker @ CHI.....	Apr. 30, 2006
12.....	Tim Hardaway @ CHI.....	May 28, 1997

1st HALF

9.....	Mario Chalmers vs. PHI.....	Apr. 27, 2011
9.....	Tim Hardaway vs. CHI.....	May 26, 1997

2nd HALF

9.....	Antoine Walker @ CHI.....	Apr. 30, 2006
--------	---------------------------	---------------

QUARTER

7 (3)...	Tim Hardaway vs. NY.....	May 18, 1997
----------	--------------------------	--------------

OVERTIME PERIOD

3.....	Shane Battier vs. IND.....	May 22, 2013
--------	----------------------------	--------------

(* Overtime)

HEAT PLAYOFF RECORDS – INDIVIDUAL

TOTAL REBOUNDS

GAME

20.....	Shaquille O'Neal @ CHI.....	May 4, 2006
20.....	Rony Seikaly vs. ATL.....	May 3, 1994
19.....	Chris Bosh @ CHI.....	May 10, 2013
19**...	Udonis Haslem @ NJ.....	Apr. 28, 2005
18.....	LeBron James vs. SA.....	Jun. 6, 2013
18.....	LeBron James @ IND.....	May 20, 2012
18.....	James Posey vs. CHI.....	Apr. 29, 2007

1st HALF

12.....	P.J. Brown vs. NY.....	May 7, 2000
---------	------------------------	-------------

2nd HALF

13.....	LeBron James @ IND.....	May 20, 2012
---------	-------------------------	--------------

QUARTER

9 (4)...	LeBron James @ IND.....	May 20, 2012
9 (1)...	Udonis Haslem vs. ATL.....	Apr. 25, 2009
9 (1)...	P.J. Brown vs. NY.....	May 7, 2000

OVERTIME PERIOD

6 (2nd)...	Udonis Haslem @ NJ.....	Apr. 28, 2005
------------	-------------------------	---------------

OFFENSIVE REBOUNDS

GAME

8.....	Zydrunas Ilgauskas @ PHI... Apr. 21, 2011
8.....	Udonis Haslem vs. DAL..... Jun. 13, 2006
8.....	Shaquille O'Neal @ CHI..... May 4, 2006
8.....	Rony Seikaly vs. ATL..... May 3, 1994
7.....	Chris Bosh @ OKC..... Jun. 14, 2012
7.....	Brian Grant vs. IND..... May 10, 2004
7.....	Lamar Odom @ IND..... May 8, 2004
7.....	P.J. Brown vs. NY..... May 17, 2000
7.....	Grant Long @ ATL..... May 8, 1994

1st HALF

6.....	Chris Bosh @ OKC..... Jun. 14, 2012
6.....	Alonzo Mourning vs. CHI..... May 26, 1997

2nd HALF

8.....	LeBron James @ CHI..... May 26, 2011
6.....	Brian Grant vs. IND..... May 10, 2004
6.....	P.J. Brown vs. NY..... May 17, 2000

QUARTER

5 (2)...	Joel Anthony @ IND..... Jun. 1, 2013
5 (2)...	Chris Bosh vs. BOS..... Jun. 5, 2012
5 (1)...	P.J. Brown @ NY..... May 12, 1999
5 (4)...	Grant Long @ ATL..... May 8, 1994

OVERTIME PERIOD

2 (2nd)...	Udonis Haslem @ NJ..... Apr. 28, 2005
------------	---------------------------------------

(*Overtime **Double Overtime)

DEFENSIVE REBOUNDS

GAME

17.....	James Posey vs. CHI..... Apr. 29, 2007
16.....	LeBron James vs. SA..... Jun. 6, 2013
14.....	Chris Bosh @ CHI..... May 10, 2013
14.....	LeBron James @ PHI..... Apr. 21, 2011
14.....	P.J. Brown vs. NY..... May 7, 2000

1st HALF

11.....	P.J. Brown vs. NY..... May 7, 2000
---------	------------------------------------

2nd HALF

9.....	LeBron James vs. SA..... Jun. 6, 2013
9.....	LeBron James @ BOS..... Jun. 7, 2012
9.....	LeBron James @ IND..... May 20, 2012

QUARTER

8 (1)...	P.J. Brown vs. NY..... May 7, 2000
----------	------------------------------------

OVERTIME PERIOD

4 (2nd)...	Udonis Haslem @ NJ..... Apr. 28, 2005
------------	---------------------------------------

ASSISTS

GAME

15.....	Dwyane Wade vs. WAS..... May 10, 2005
13.....	LeBron James vs. OKC..... Jun. 21, 2012
13.....	Anthony Carter vs. DET..... Apr. 25, 2000
12.....	LeBron James vs. OKC..... Jun. 19, 2012
11.....	Numerous
(most recently: LeBron James vs. SA, Jun. 18, 2013)	

1st HALF

9.....	Dwyane Wade vs. WAS..... May 10, 2005
--------	---------------------------------------

2nd HALF

8.....	LeBron James vs. OKC..... Jun. 21, 2012
8.....	Dwyane Wade @ CHI..... Apr. 30, 2006

QUARTER

6 (3)...	LeBron James vs. OKC..... Jun. 21, 2012
6 (1)...	Dwyane Wade vs. WAS..... May 10, 2005
6 (1)...	Lamar Odom @ IND..... May 15, 2004
6 (2)...	Tim Hardaway vs. ORL..... Apr. 27, 1997
6 (1)...	Tim Hardaway vs. ORL..... Apr. 24, 1997

OVERTIME PERIOD

2.....	LeBron James vs. SA..... Jun. 18, 2013
2.....	LeBron James vs. BOS..... May 30, 2012



James Posey pulled down 17 defensive rebounds against Chicago on Apr. 29, 2007 to set a HEAT postseason record.

HEAT PLAYOFF RECORDS – INDIVIDUAL

STEALS

GAME

6.....	Dwyane Wade @ SA.....	Jun. 13, 2013
6.....	LeBron James vs. IND.....	May 15, 2012
5.....	Dwyane Wade @ MIL.....	Apr. 25, 2013
5.....	Dwyane Wade @ NY.....	May 3, 2012
5.....	Mario Chalmers vs. ATL.....	May 1, 2009
5.....	James Posey @ CHI.....	Apr. 24, 2007
5.....	Dwyane Wade vs. DET.....	Jun. 2, 2005
5.....	Caron Butler vs. NO.....	Apr. 18, 2004
5.....	Tim Hardaway vs. NY.....	May 18, 1997

1st HALF

4.....	LeBron James @ OKC.....	Jun. 12, 2012
4.....	Tim Hardaway vs. NY.....	May 8, 1999

2nd HALF

4.....	LeBron James @ SA.....	Jun. 16, 2013
4.....	Dwyane Wade @ SA.....	Jun. 13, 2013
4.....	LeBron James vs. DAL.....	Jun. 2, 2011
4.....	Caron Butler vs. NO.....	Apr. 18, 2004

QUARTER

4 (3)...	LeBron James @ SA.....	Jun. 16, 2013
----------	------------------------	---------------

OVERTIME PERIOD

1.....	Numerous
(most recently: Ray Allen & LeBron James vs. SA, Jun. 18, 2013)		

BLOCKED SHOTS

GAME

9.....	Alonzo Mourning vs. DET.....	Apr. 22, 2000
6.....	Alonzo Mourning @ CHI.....	May 20, 1997
6.....	Alonzo Mourning vs. ORL.....	Apr. 24, 1997
5.....	Numerous
(most recently: Joel Anthony vs. CHI, May 22, 2011)		

1st HALF

5.....	Numerous
(most recently: Joel Anthony vs. CHI, May 22, 2011)		

2nd HALF

5.....	Alonzo Mourning vs. DET.....	Apr. 22, 2000
--------	------------------------------	---------------

QUARTER

5 (1)...	Jermaine O'Neal @ BOS.....	Apr. 20, 2010
5 (1)...	Alonzo Mourning @ CHI.....	May 20, 1997

OVERTIME PERIOD

3.....	Dwyane Wade vs. CHI.....	May 24, 2011
--------	--------------------------	--------------

TURNOVERS

GAME

9.....	Numerous
(most recently: Dwyane Wade @ CHI, May 26, 2011)		

1st HALF

6.....	Numerous
(most recently: Dwyane Wade @ CHI, May 26, 2011)		

2nd HALF

6.....	Dwyane Wade @ BOS.....	Apr. 27, 2010
6.....	Dwyane Wade @ NJ.....	Apr. 28, 2005

QUARTER

5 (1)...	Dwyane Wade @ WAS.....	May 12, 2005
5 (2)...	Alonzo Mourning @ NY.....	May 14, 2000

OVERTIME PERIOD

1.....	Numerous
(most recently: LeBron James & Dwyane Wade vs. SA, Jun. 18, 2013)		

PERSONAL FOULS

GAME

6.....	Numerous
(most recently: LeBron James @ IND, May 28, 2013)		

1st HALF

4.....	Mike Miller vs. OKC.....	Jun. 21, 2012
--------	--------------------------	---------------

2nd HALF

6.....	James Posey vs. CHI.....	Apr. 27, 2007
6.....	Udonis Haslem @ CHI.....	Apr. 30, 2006

QUARTER

5 (4)...	James Posey vs. CHI.....	Apr. 27, 2007
5 (4)...	Gary Payton @ DET.....	May 31, 2006
5 (4)...	Jamal Mashburn vs. NY.....	May 3, 1998
5 (4)...	Grant Long vs. ATL.....	May 5, 1994

OVERTIME PERIOD

2.....	Dwyane Wade vs. IND.....	May 22, 2013
2.....	Shaquille O'Neal vs. DAL.....	Jun. 18, 2006

DUNKS

GAME

7.....	Shaquille O'Neal @ DET.....	May 25, 2006
6.....	Shaquille O'Neal @ CHI.....	May 4, 2006
5.....	Dwyane Wade vs. DAL.....	Jun. 2, 2011
5.....	Shaquille O'Neal vs. DET.....	Jun. 2, 2006
5.....	Shaquille O'Neal vs. DET.....	May 27, 2006
5.....	Shaquille O'Neal vs. CHI.....	Apr. 24, 2006
5.....	Shaquille O'Neal vs. DET.....	Jun. 6, 2005
5.....	Shaquille O'Neal vs. DET.....	May 23, 2005
5.....	Alonzo Mourning vs. DET.....	Apr. 22, 2000

1st HALF

4.....	Shaquille O'Neal @ DET.....	May 25, 2006
4.....	Shaquille O'Neal vs. DET.....	Jun. 6, 2005
4.....	Shaquille O'Neal vs. DET.....	May 25, 2005

2nd HALF

4.....	Dwyane Wade vs. DET.....	May 25, 2005
4.....	Alonzo Mourning vs. DET.....	Apr. 22, 2000

QUARTER

4 (1)...	Shaquille O'Neal vs. DET.....	Jun. 6, 2005
----------	-------------------------------	--------------

OVERTIME PERIOD

1.....	Udonis Haslem @ BOS.....	Jun. 3, 2012
1.....	Udonis Haslem vs. BOS.....	May 30, 2012
1.....	Dwyane Wade vs. BOS.....	May 30, 2012

BENCH SCORING

GAME

25.....	James Jones vs. BOS.....	May 1, 2011
23.....	Ray Allen @ MIL.....	Apr. 25, 2013
23.....	Mike Miller vs. OKC.....	Jun. 21, 2012
22.....	Michael Beasley vs. ATL.....	May 1, 2009
22.....	Grant Long @ ATL.....	May 8, 1994

HEAT PLAYOFF RECORDS – TEAM

POINTS

GAME

HIGHS

121.....	vs. OKC.....	Jun. 21, 2012
116.....	vs. NJ.....	Apr. 24, 2005
115.....	vs. CHI.....	May 8, 2013
115*.....	vs. BOS.....	May 30, 2012
115.....	vs. IND.....	May 22, 2012
115.....	vs. CHI.....	Apr. 24, 2006

LOWS

64.....	@ ATL.....	Apr. 19, 2009
66.....	@ DET.....	Jun. 4, 2005
68.....	@ CHI.....	May 22, 1997
70.....	vs. IND.....	May 18, 2004
70.....	@ NY.....	May 19, 2000

1st HALF

HIGH

70.....	@ IND.....	May 26, 2013
---------	------------	--------------

LOW

29.....	@ NO.....	Apr. 24, 2004
29.....	@ CHI.....	May 22, 1997

2nd HALF

HIGH

66.....	vs. IND.....	May 22, 2012
---------	--------------	--------------

LOW

24.....	vs. CHH.....	Apr. 23, 2001
---------	--------------	---------------

1st QUARTER

HIGH

41.....	vs. NJ.....	May 10, 2006
---------	-------------	--------------

LOW

12.....	@ DET.....	May 25, 2006
12.....	@ CHI.....	May 22, 1997

2nd QUARTER

HIGH

37.....	vs. CHI.....	Apr. 22, 2006
---------	--------------	---------------

LOW

10.....	@ BOS.....	Apr. 20, 2010
---------	------------	---------------

3rd QUARTER

HIGH

40.....	@ WAS.....	May 14, 2005
---------	------------	--------------

LOW

7.....	vs. CHH.....	Apr. 23, 2001
--------	--------------	---------------

4th QUARTER

HIGH

39.....	vs. IND.....	May 22, 2012
---------	--------------	--------------

LOW

7.....	@ ATL.....	Apr. 19, 2009
--------	------------	---------------

OVERTIME PERIOD

HIGH

16.....	vs. BOS.....	May 30, 2012
---------	--------------	--------------

16.....	vs. CHI.....	May 24, 2011
---------	--------------	--------------

LOW

2.....	@ BOS.....	Jun. 3, 2012
--------	------------	--------------

FIELD GOALS MADE

GAME

HIGHS

45.....	@ SA.....	Jun. 13, 2013
44.....	vs. CHI.....	Apr. 24, 2006
43.....	vs. IND.....	May 22, 2012
43.....	vs. WAS.....	May 8, 2005
42.....	@ IND.....	May 26, 2013
42.....	vs. CHI.....	May 8, 2013
42.....	vs. NJ.....	May 16, 2006
42.....	vs. NJ.....	Apr. 24, 2005

LOWS

21.....	vs. CHI.....	May 24, 1997
22.....	@ NY.....	May 19, 2000
23.....	vs. ATL.....	Apr. 27, 2009
23.....	@ CHI.....	Apr. 28, 1996
24.....	@ NY.....	May 12, 1999

1st HALF

HIGH

28.....	vs. CHI.....	Apr. 24, 2006
---------	--------------	---------------

LOW

9.....	vs. CHI.....	May 24, 1997
--------	--------------	--------------

2nd HALF

HIGH

25.....	@ SA.....	Jun. 13, 2013
---------	-----------	---------------

LOW

6.....	@ CHI.....	May 20, 1997
--------	------------	--------------

QUARTER

HIGH

15 (4).....	vs. IND.....	May 22, 2012
15 (1).....	@ DET.....	May 23, 2006

LOW

3.....	(most recently: vs. IND, 3rd Q, May 15, 2012)	Numerous
--------	---	----------

OVERTIME PERIOD

HIGH

5.....	vs. BOS.....	May 30, 2012
5.....	vs. CHI.....	May 24, 2011

LOW

1.....	@ BOS.....	Jun. 3, 2012
--------	------------	--------------

FIELD GOALS ATTEMPTED

GAME

HIGHS

89.....	@ CHI.....	Apr. 30, 2006
87.....	vs. ORL.....	Apr. 24, 1997
86.....	@ SA.....	Jun. 16, 2013
86*.....	vs. IND.....	May 22, 2013
85.....	@ SA.....	Jun. 13, 2013
85*.....	@ NY.....	May 12, 2000
85.....	@ CHI.....	Apr. 24, 1992

LOWS

51.....	vs. DET.....	May 29, 2006
55.....	vs. CHI.....	May 24, 1997
59.....	vs. NY.....	May 10, 1999
61.....	vs. ATL.....	Apr. 27, 2009
63.....	@ ATL.....	May 3, 2009
63.....	vs. NY.....	May 16, 1999

1st HALF

HIGH

48.....	vs. CHI.....	Apr. 24, 2006
---------	--------------	---------------

LOW

26.....	vs. DET.....	May 29, 2006
26.....	vs. CHI.....	May 24, 1997

2nd HALF

HIGH

45.....	@ SA.....	Jun. 13, 2013
---------	-----------	---------------

LOW

22.....	@ CHI.....	May 20, 1997
---------	------------	--------------

QUARTER

HIGH

28 (1).....	vs. IND.....	Jun. 3, 2013
-------------	--------------	--------------

LOW

9 (3).....	@ CHI.....	May 20, 1997
------------	------------	--------------

OVERTIME PERIOD

HIGH

10.....	vs. IND.....	May 22, 2013
---------	--------------	--------------

LOW

6.....	vs. DAL.....	Jun. 18, 2006
6 (1st).....	@ NJ.....	Apr. 28, 2005

(* Overtime)

HEAT PLAYOFF RECORDS – TEAM

FIELD GOAL PERCENTAGE

GAME

HIGHS

.614.....	vs. IND (43-70).....	May 22, 2012
.600.....	vs. CHI (42-70).....	May 8, 2013
.592.....	vs. NJ (42-71).....	Apr. 24, 2005
.582.....	vs. DET (39-67).....	May 27, 2006
.576.....	vs. WAS (38-66).....	May 10, 2005

LOWS

.305.....	vs. IND (25-82).....	May 18, 2004
.329.....	@ NO (25-76).....	Apr. 24, 2004
.333.....	@ NY (22-66).....	May 19, 2000
.338.....	vs. NY (25-74).....	May 9, 2000
.338.....	@ CHI (25-74).....	May 22, 1997

1st HALF

HIGH

.636.....	@ DET (21-33).....	May 23, 2006
-----------	--------------------	--------------

LOW

.297.....	@ CHI (11-37).....	May 22, 1997
-----------	--------------------	--------------

2nd HALF

HIGH

.706.....	vs. IND (24-34).....	May 22, 2012
-----------	----------------------	--------------

LOW

.273.....	@ CHI (6-22).....	May 20, 1997
-----------	-------------------	--------------

QUARTER

HIGH

.789 (4).....	vs. IND (15-19).....	May 22, 2012
---------------	----------------------	--------------

LOW

.136 (4).....	@ WAS (3-22).....	May 14, 2005
---------------	-------------------	--------------

OVERTIME PERIOD

HIGH

.625.....	vs. BOS (5-8).....	May 30, 2012
-----------	--------------------	--------------

.625.....	vs. CHI (5-8).....	May 24, 2011
-----------	--------------------	--------------

LOW

.125.....	vs. BOS (1-8).....	Jun. 3, 2012
-----------	--------------------	--------------

FREE THROWS MADE

GAME

HIGHS

38.....	@ DET.....	May 29, 2005
34.....	@ NJ.....	May 12, 2006
33.....	vs. IND.....	Jun. 3, 2013
32*.....	vs. CHI.....	May 24, 2011
32*.....	vs. DAL.....	Jun. 18, 2006
32.....	vs. CHI.....	Apr. 22, 2006

LOWS

4.....	@ CHI.....	Apr. 30, 2006
5.....	vs. DET.....	May 23, 2005
6.....	@ DET.....	May 31, 2006
7.....	@ SA.....	Jun. 11, 2013
7.....	vs. IND.....	May 30, 2013
7.....	@ DAL.....	Jun. 8, 2006

1st HALF

HIGH

21.....	vs. NY.....	Apr. 28, 2012
---------	-------------	---------------

21.....	@ DET.....	May 31, 2005
---------	------------	--------------

LOW

1.....	vs. IND.....	May 10, 2004
--------	--------------	--------------

1.....	@ NY.....	May 11, 1997
--------	-----------	--------------

1.....	vs. NY.....	May 7, 1997
--------	-------------	-------------

1.....	vs. ORL.....	Apr. 29, 1997
--------	--------------	---------------

1.....	vs. ATL.....	May 3, 1994
--------	--------------	-------------

2nd HALF

HIGH

31.....	@ DET.....	May 29, 2005
---------	------------	--------------

LOW

0.....	@ CHI.....	Apr. 30, 2006
--------	------------	---------------

QUARTER

HIGH

22 (4).....	@ DET.....	May 29, 2005
-------------	------------	--------------

LOW

0.....	Numerous
--------	-------	----------

(most recently: @ SA, 3rd Q, Jun. 11, 2013)

OVERTIME PERIOD

HIGH

6.....	vs. BOS.....	May 30, 2012
--------	--------------	--------------

6.....	vs. CHI.....	May 24, 2011
--------	--------------	--------------

LOW

0.....	@ BOS.....	Jun. 3, 2012
--------	------------	--------------

FREE THROWS ATTEMPTED

GAME

HIGHS

54.....	@ DET.....	May 29, 2005
49*.....	vs. DAL.....	Jun. 18, 2006
47*.....	vs. BOS.....	May 30, 2012
47.....	vs. DET.....	May 29, 2006
43.....	vs. NJ.....	May 8, 2006
43.....	vs. CHI.....	Apr. 29, 1992

LOWS

5.....	@ CHI.....	Apr. 30, 2006
--------	------------	---------------

10.....	@ SA.....	Jun. 11, 2013
---------	-----------	---------------

10.....	vs. DET.....	May 23, 2005
---------	--------------	--------------

10.....	vs. CHH.....	Apr. 23, 2001
---------	--------------	---------------

10.....	vs. ORL.....	Apr. 24, 1997
---------	--------------	---------------

1st HALF

HIGH

28.....	vs. NY.....	Apr. 28, 2012
---------	-------------	---------------

LOW

1.....	@ IND.....	Jun. 1, 2013
--------	------------	--------------

1.....	@ NY.....	May 11, 1997
--------	-----------	--------------

2nd HALF

HIGH

43.....	@ DET.....	May 29, 2005
---------	------------	--------------

LOW

1.....	@ CHI.....	Apr. 30, 2006
--------	------------	---------------

QUARTER

HIGH

29 (4).....	@ DET.....	May 29, 2005
-------------	------------	--------------

LOW

0.....	Numerous
--------	-------	----------

(most recently: @ SA, 3rd Q, Jun. 11, 2013)

OVERTIME PERIOD

HIGH

10.....	vs. BOS.....	May 30, 2012
---------	--------------	--------------

LOW

0.....	@ BOS.....	Jun. 3, 2012
--------	------------	--------------

(* Overtime)

HEAT PLAYOFF RECORDS – TEAM

FREE THROW PERCENTAGE

GAME

HIGHS

1.000.....	@ CHI (15-15).....	May 15, 2011
1.000.....	vs. ATL (19-19).....	Apr. 25, 2009
.900.....	vs. NO (27-30).....	Apr. 21, 2004
.893*.....	@ BOS (25-28).....	May 9, 2011
.889.....	@ IND (24-27).....	May 28, 2013
.889.....	@ NO (16-18).....	Apr. 27, 2004

LOWS

.300.....	@ DET (6-20).....	May 31, 2006
.368.....	@ DAL (7-19).....	Jun. 8, 2006
.457.....	vs. CHI (16-35).....	Apr. 27, 2007
.481.....	vs. CHI (13-27).....	Apr. 29, 2007
.500.....	@ BOS (10-20).....	Jun. 1, 2012
.500.....	vs. DET (5-10).....	May 23, 2005

1st HALF

HIGH

1.000.....	Numerous
(most recently: vs. SA (3-3), Jun. 20, 2013)	

LOW

.200.....	@ ORL (1-5).....	Apr. 29, 1997
-----------	------------------	---------------

2nd HALF

HIGH

1.000.....	Numerous
(most recently: @ IND (10-10), May 28, 2013)	

LOW

.000.....	@ CHI (0-1).....	Apr. 30, 2006
-----------	------------------	---------------

QUARTER

HIGH

1.000.....	Numerous
(most recently: vs. SA (1-1, 2nd Q), Jun. 20, 2013)	

LOW

.000.....	Numerous
(most recently: @ SA (0-0, 3rd Q), Jun. 11, 2013)	

OVERTIME PERIOD

HIGH

1.000.....	vs. IND (3-3).....	May 22, 2013
1.000.....	vs. CHI (6-6).....	May 24, 2011
1.000.....	vs. DAL (2-2).....	Jun. 18, 2006
1.000.....	@ NY (2-2).....	May 12, 2000

LOW

.000.....	@ BOS (0-0).....	Jun. 3, 2012
-----------	------------------	--------------

3-PT. FIELD GOALS MADE

GAME

HIGHS

15.....	@ ATL.....	Apr. 22, 2009
14.....	vs. OKC.....	Jun. 21, 2012
13.....	vs. ORL.....	Apr. 27, 1997
12.....	vs. SA.....	Jun. 20, 2013
12.....	vs. PHI.....	Apr. 27, 2011
12.....	vs. ATL.....	Apr. 25, 2009

LOWS

0.....	vs. IND.....	May 13, 2012
1.....	vs. IND.....	May 15, 2012
1.....	vs. IND.....	May 18, 2004
1.....	vs. IND.....	May 8, 2004
2.....	Numerous	
(most recently: @ DAL, Jun. 7, 2011)		

1st HALF

HIGH

8.....	@ ATL.....	Apr. 22, 2009
8.....	@ CHI.....	May 4, 2006
8.....	@ CHI.....	Apr. 26, 1996

LOW

0.....	Numerous
(most recently: @ SA, Jun. 13, 2013)	

2nd HALF

HIGH

9.....	@ NY.....	May 3, 2012
--------	-----------	-------------

LOW

0.....	Numerous
(most recently: vs. IND, May 15, 2012)	

QUARTER

HIGH

6 (1).....	@ IND.....	Jun. 1, 2013
6 (2).....	vs. BOS.....	May 1, 2011

LOW

0.....	Numerous
(most recently: @ SA, 2nd Q, Jun. 13, 2013)	

OVERTIME PERIOD

HIGH

1.....	@ NY.....	May 12, 2000
--------	-----------	--------------

LOW

0.....	Numerous
(most recently: vs. SA, Jun. 18, 2013)	

(* Overtime)

3-PT. FIELD GOALS ATTEMPTED

GAME

HIGHS

32.....	vs. SA.....	Jun. 20, 2013
31.....	vs. ORL.....	Apr. 24, 1997
30.....	vs. DAL.....	Jun. 2, 2011
30.....	vs. PHI.....	Apr. 27, 2011
30.....	@ CHI.....	May 28, 1997
30.....	@ ORL.....	Apr. 29, 1997

LOWS

6.....	vs. IND.....	May 13, 2012
6.....	@ IND.....	May 8, 2004
7.....	@ DET.....	Apr. 29, 2000
7.....	@ ATL.....	Apr. 30, 1994
8.....	@ CHI.....	May 15, 2011
8.....	vs. DET.....	Jun. 2, 2005
8.....	@ ATL.....	Apr. 28, 1994

1st HALF

HIGH

18.....	vs. ORL.....	Apr. 24, 1997
---------	--------------	---------------

LOW

2.....	@ CHI.....	May 15, 2011
2.....	@ DET.....	Apr. 29, 2000
2.....	@ ATL.....	Apr. 30, 1994
2.....	@ ATL.....	Apr. 28, 1994

2nd HALF

HIGH

19.....	@ NY.....	May 3, 2012
---------	-----------	-------------

LOW

2.....	vs. IND.....	May 13, 2012
2.....	@ IND.....	May 8, 2004

QUARTER

HIGH

12 (4).....	@ DET.....	May 25, 2006
-------------	------------	--------------

LOW

0.....	Numerous
(most recently: vs. IND, 4th Q, May 13, 2012)	

OVERTIME PERIOD

HIGH

5.....	vs. IND.....	May 22, 2013
--------	--------------	--------------

LOW

0.....	vs. SA.....	Jun. 18, 2013
0.....	vs. CHI.....	May 24, 2011
0.....	@ BOS.....	May 9, 2011
0.....	vs. DAL.....	Jun. 18, 2006

HEAT PLAYOFF RECORDS – TEAM

TOTAL REBOUNDS

GAME

HIGHS

56	@ DAL	Jun. 20, 2006
53	@ ORL	Apr. 29, 1997
52	vs. PHI	Apr. 16, 2011
51	@ CHI	May 4, 2006
51 **	@ NJ	Apr. 28, 2005
51	vs. NO	Apr. 21, 2004
51	vs. ORL	Apr. 24, 1997

LOWS

26	@ IND	May 24, 2012
29	@ ATL	Apr. 29, 2009
29	@ CHI	Apr. 26, 1992
30	@ IND	May 28, 2013
30	vs. DAL	Jun. 2, 2011
30	@ CHI	Apr. 24, 2007
30	@ IND	May 15, 2004

1st HALF

HIGH

30	vs. DAL	Jun. 13, 2006
30	vs. ORL	Apr. 24, 1997

LOW

10	@ IND	May 24, 2012
----	-------	--------------

2nd HALF

HIGH

31	@ DAL	Jun. 20, 2006
----	-------	---------------

LOW

10	@ IND	Jun. 1, 2013
----	-------	--------------

QUARTER

HIGH

20 (2)	@ ATL	Apr. 28, 1994
--------	-------	---------------

LOW

3 (3)	vs. CHI	May 15, 2013
3 (1)	@ IND	May 24, 2012
3 (3)	vs. NY	Apr. 24, 1998

OVERTIME PERIOD

HIGH

9 (2nd)	@ NJ	Apr. 28, 2005
---------	------	---------------

LOW

2	@ NY	May 12, 2000
---	------	--------------

OFFENSIVE REBOUNDS

GAME

HIGHS

20	@ PHI	Apr. 21, 2011
19	@ ORL	Apr. 29, 1997
16		Numerous
(most recently: vs. IND, May 22, 2013)		

LOWS

4	@ CHI	Apr. 21, 2007
4	vs. DET	May 29, 2006
4	@ NY	May 19, 2000
5		Numerous
(most recently: @ IND, May 24, 2012)		

1st HALF

HIGH

11	@ ATL	Apr. 28, 1994
----	-------	---------------

LOW

0	vs. ATL	Apr. 27, 2009
---	---------	---------------

2nd HALF

HIGH

14	@ PHI	Apr. 21, 2011
----	-------	---------------

LOW

0	@ CHI	May 15, 2011
0	@ NY	Apr. 30, 1998

QUARTER

HIGH

9 (1)	@ DAL	Jun. 7, 2011
-------	-------	--------------

9 (1)	@ NY	May 12, 1999
-------	------	--------------

LOW

0		Numerous
(most recently: vs. SA, 3rd Q, Jun. 20, 2013)		

OVERTIME PERIOD

HIGH

3	vs. IND	May 22, 2013
3 (2nd)	@ NJ	Apr. 28, 2005

LOW

0	vs. SA	Jun. 18, 2013
0	@ BOS	Jun. 3, 2012
0	vs. CHI	May 24, 2011
0	vs. DAL	Jun. 18, 2006

DEFENSIVE REBOUNDS

GAME

HIGHS

42	vs. IND	May 22, 2012
42	@ DAL	Jun. 20, 2006
42	vs. DAL	Jun. 15, 2006
42	vs. DET	Jun. 2, 2006
42 **	@ NJ	Apr. 28, 2005

LOWS

18	@ IND	May 28, 2013
19	@ CHI	Apr. 24, 1992
20	@ CHI	Apr. 26, 1992
21	vs. CHI	Apr. 27, 2007

1st HALF

HIGH

24	vs. PHI	Apr. 18, 2011
----	---------	---------------

24	vs. NY	May 9, 2000
----	--------	-------------

LOW

7	@ CHI	Apr. 24, 1992
---	-------	---------------

2nd HALF

HIGH

25	vs. IND	May 22, 2012
----	---------	--------------

LOW

7	@ IND	Jun. 1, 2013
7	@ IND	May 28, 2013

QUARTER

HIGH

16 (1)	vs. ORL	Apr. 24, 1997
--------	---------	---------------

LOW

1 (3)	@ IND	Jun. 1, 2013
-------	-------	--------------

OVERTIME PERIOD

HIGH

6 (2nd)	@ NJ	Apr. 28, 2005
---------	------	---------------

LOW

1	@ NY	May 12, 2000
---	------	--------------

(**Double Overtime)

HEAT PLAYOFF RECORDS – TEAM

ASSISTS GAME HIGHS

31@ MIL	Apr. 25, 2013
29vs. CHI	May 8, 2013
28vs. NY	Apr. 30, 2012
27vs. ORL	Apr. 24, 1997
25@ SA	Jun. 16, 2013
25vs. OKC	Jun. 21, 2012
25@ DAL	Jun. 9, 2011
25vs. ORL	Apr. 27, 1997

LOWS

7vs. IND	May 18, 2004
9@ IND	May 17, 2012
10@ IND	Jun. 1, 2013
10*@ BOS	May 9, 2011
10@ CHI	May 22, 1997

1st HALF HIGH

16vs. ORL	Apr. 27, 1997
----	--------------	---------------

LOW

4@ BOS	May 9, 2011
4vs. DET	May 27, 2006
4@ DET	May 23, 2006
4vs. IND	May 18, 2004

2nd HALF HIGH

18vs. CHI	May 8, 2013
18@ MIL	Apr. 25, 2013

LOW

2@ CHI	May 20, 1997
---	------------	--------------

QUARTER HIGH

12 (3)vs. CHI	May 8, 2013
--------	--------------	-------------

LOW

0Numerous	(most recently: vs. IND, Jun. 3, 2013)
---	---------------	--

OVERTIME PERIOD

HIGH

3vs. SA	Jun. 18, 2013
---	-------------	---------------

LOW

0 (1st)@ NJ	Apr. 28, 2005
---------	-----------	---------------

BLOCKED SHOTS GAME HIGHS

12vs. ATL	Apr. 25, 2009
11vs. BOS	May 28, 2012
11vs. DET	Apr. 22, 2000
11vs. ORL	Apr. 24, 1997
10vs. IND	May 22, 2012
10*vs. CHI	May 24, 2011
10@ DAL	Jun. 20, 2006
10@ DET	Jun. 4, 2005

LOWS

0*vs. DAL	Jun. 18, 2006
0vs. NJ	May 10, 2006
0@ CHI	Apr. 24, 1992
1Numerous	(most recently: @ OKC, Jun. 12, 2012)

1st HALF HIGH

8vs. ORL	Apr. 24, 1997
---	--------------	---------------

LOW

0Numerous	(most recently: vs. SA, Jun. 18, 2013)
---	---------------	--

STEALS GAME HIGHS

15vs. DAL	Jun. 2, 2011
13@ SA	Jun. 13, 2013
13@ NY	May 3, 2012
13vs. NO	May 4, 2004
13vs. NY	May 18, 1997

LOWS

1@ DET	Jun. 4, 2005
2@ ATL	Apr. 29, 2009
2vs. CHI	Apr. 29, 2007
2@ DET	May 31, 2005
3Numerous	(most recently: @ PHI, Apr. 21, 2011)

1st HALF HIGH

8vs. IND	Jun. 3, 2013
8vs. NY	May 18, 1997

LOW

0Numerous	(most recently: @ PHI, Apr. 21, 2011)
---	---------------	---------------------------------------

2nd HALF HIGH

10vs. DAL	Jun. 2, 2011
----	--------------	--------------

LOW

0Numerous	(most recently: @ DET, May 29, 2005)
---	---------------	--------------------------------------

QUARTER HIGH

6 (4)@ SA	Jun. 13, 2013
6 (2)vs. NY	Apr. 28, 2012
6 (1)vs. BOS	Apr. 25, 2010
6 (2)@ NJ	Apr. 28, 2005
6 (1)vs. IND	May 18, 2004

LOW

0Numerous	(most recently: @ SA, 4th Q, Jun. 16, 2013)
---	---------------	---

OVERTIME PERIOD

HIGH

2vs. SA	Jun. 18, 2013
2@ BOS	May 9, 2011

LOW

0Numerous	(most recently: @ BOS, Jun. 3, 2012)
---	---------------	--------------------------------------

2nd HALF HIGH

7vs. BOS	May 28, 2012
7vs. IND	May 22, 2012
7@ PHI	Apr. 24, 2011
7@ DAL	Jun. 20, 2006

LOW

0Numerous	(most recently: vs. MIL, Apr. 21, 2013)
---	---------------	---

QUARTER HIGH

6 (1)vs. ATL	Apr. 25, 2009
6 (1)@ CHI	May 20, 1997

LOW

0Numerous	(most recently: vs. SA, 3rd Q, Jun. 20, 2013)
---	---------------	---

OVERTIME PERIOD

HIGH

3vs. CHI	May 24, 2011
---	--------------	--------------

LOW

0Numerous	(most recently: vs. IND, May 22, 2013)
---	---------------	--

(*Overtime)

HEAT PLAYOFF RECORDS – TEAM

TURNOVERS

GAME

HIGHS

32.....	vs. CHI.....	May 24, 1997
28.....	@ CHI.....	Apr. 26, 1996
23.....	vs. CHI.....	Apr. 21, 2001
23.....	@ DET.....	Apr. 29, 2000
22.....	@ BOS.....	Apr. 17, 2010

LOWS

5.....	@ IND.....	May 26, 2013
6.....	vs. SA.....	Jun. 9, 2013
6.....	@ IND.....	May 28, 2013
6.....	@ NY.....	May 14, 1999
7.....	@ ATL.....	Apr. 29, 2009

1st HALF

HIGH

14.....	vs. CHI.....	May 24, 1997
---------	--------------	--------------

LOW

1.....	@ IND.....	May 26, 2013
--------	------------	--------------

2nd HALF

HIGH

18.....	vs. CHI.....	May 24, 1997
---------	--------------	--------------

LOW

2.....	@ ATL.....	Apr. 29, 2009
2.....	vs. IND.....	May 12, 2004
2.....	@ NY.....	May 14, 1999

QUARTER

HIGH

11 (3).....	vs. CHI.....	May 24, 1997
-------------	--------------	--------------

LOW

0.....	Numerous	
(most recently: vs. SA, 2nd Q, Jun. 6, 2013)		

OVERTIME PERIOD

HIGH

2 (2nd).....	@ NJ.....	Apr. 28, 2005
--------------	-----------	---------------

LOW

0.....	vs. BOS.....	May 30, 2012
--------	--------------	--------------

PERSONAL FOULS

GAME

HIGHS

35.....	@ DET.....	Apr. 29, 2000
32.....	@ WAS.....	May 14, 2005
32.....	@ NY.....	May 9, 2000
32.....	@ CHI.....	Apr. 26, 1996
31.....	Numerous	
(most recently: @ CHI, Apr. 21, 2007)		

LOWS

11.....	vs. IND.....	May 30, 2013
12.....	vs. SA.....	Jun. 6, 2013
12.....	vs. PHI.....	Apr. 27, 2011
12.....	@ PHI.....	Apr. 21, 2011
12.....	vs. DET.....	May 23, 2005

1st HALF

HIGH

18.....	vs. NY.....	May 9, 2000
18.....	@ NY.....	Apr. 28, 1998

LOW

3.....	vs. IND.....	May 30, 2013
3.....	vs. PHI.....	Apr. 27, 2011

2nd HALF

HIGH

21.....	@ CHI.....	Apr. 30, 2006
21.....	vs. IND.....	May 10, 2004
21.....	vs. NY.....	May 7, 1997

LOW

3.....	vs. SA.....	Jun. 6, 2013
--------	-------------	--------------

QUARTER

HIGH

14 (3).....	@ DET.....	Apr. 29, 2000
-------------	------------	---------------

LOW

0 (1).....	@ PHI.....	Apr. 21, 2011
0 (1).....	@ BOS.....	Apr. 27, 2010

OVERTIME PERIOD

HIGH

4.....	vs. IND.....	May 22, 2013
4.....	@ BOS.....	Jun. 3, 2012
4.....	vs. DAL.....	Jun. 18, 2006
4 (1st).....	@ NJ.....	Apr. 28, 2005

LOW

1.....	vs. SA.....	Jun. 18, 2013
1.....	@ BOS.....	May 9, 2011

POINTS OFF TURNOVERS

GAME

HIGHS

38.....	vs. NY.....	Apr. 28, 2012
31.....	vs. DAL.....	Jun. 2, 2011
28.....	vs. CHI.....	May 8, 2013
28.....	vs. OKC.....	Jun. 21, 2012
28.....	@ BOS.....	May 9, 2011
28.....	vs. BOS.....	Apr. 25, 2010

LOWS

2.....	@ DET.....	Jun. 4, 2005
5.....	vs. NY.....	May 17, 2000
6.....	vs. PHI.....	Apr. 16, 2011
6.....	@ NY.....	May 16, 1999
6.....	@ CHI.....	May 22, 1997
6.....	@ CHI.....	May 20, 1997

DUNKS

GAME

HIGHS

11.....	vs. WAS.....	May 10, 2005
10.....	vs. DET.....	May 25, 2005
9.....	vs. DAL.....	Jun. 2, 2011
8.....	Numerous	
(most recently: vs. CHI, May 8, 2013)		

BENCH SCORING

GAME

HIGHS

55.....	vs. CHI.....	May 8, 2013
45.....	@ DET.....	Apr. 29, 2000
43.....	@ MIL.....	Apr. 25, 2013
43.....	vs. MIL.....	Apr. 21, 2013
41.....	@ CHI.....	Apr. 28, 1996

LOWS

2.....	vs. ATL.....	Apr. 27, 2009
2.....	@ DAL.....	Jun. 8, 2006
3.....	@ NY.....	May 11, 1997
4.....	@ NO.....	May 2, 2004
5.....	@ NY.....	May 3, 2012

LOWS

0.....	Numerous	
(most recently: vs. OKC, Jun. 19, 2012)		

OPPONENT PLAYOFF RECORDS – INDIVIDUAL

MINUTES PLAYED

GAME

55**	Vince Carter @ NJ.....	Apr. 28, 2005
54**	Jason Kidd @ NJ.....	Apr. 28, 2005
53:00*	Rajon Rondo vs. BOS.....	May 30, 2012
50:17*	Jason Terry vs. DAL.....	Jun. 18, 2006
50:03*	Josh Howard vs. DAL.....	Jun. 18, 2006

POINTS

GAME

56	Michael Jordan vs. CHI.....	Apr. 29, 1992
46	Michael Jordan @ CHI.....	Apr. 14, 1992
44*	Rajon Rondo vs. BOS.....	May 30, 2012
43	Russell Westbrook vs. OKC..	Jun. 19, 2012
43	Vince Carter @ NJ.....	May 12, 2006

1st HALF

27	Anfernee Hardaway @ ORL....	May 1, 1997
27	Michael Jordan @ CHI.....	Apr. 24, 1992

2nd HALF

37	Michael Jordan @ CHI.....	Apr. 29, 1992
----	---------------------------	---------------

1st QUARTER

18	Allan Houston @ NY.....	Apr. 28, 1998
18	Anfernee Hardaway @ ORL....	May 1, 1997

2nd QUARTER

17	Anfernee Hardaway @ ORL....	Apr. 29, 1997
17	Michael Jordan vs. CHI.....	Apr. 29, 1992

3rd QUARTER

19	Michael Jordan vs. CHI.....	Apr. 29, 1992
----	-----------------------------	---------------

4th QUARTER

20	Michael Jordan vs. CHI.....	May 26, 1997
----	-----------------------------	--------------

OVERTIME PERIOD

12	Rajon Rondo vs. BOS.....	May 30, 2012
----	--------------------------	--------------

FIELD GOALS MADE

GAME

21	Michael Jordan @ CHI.....	Apr. 24, 1992
20	Russell Westbrook vs. OKC..	Jun. 19, 2012
20	Michael Jordan vs. CHI.....	Apr. 29, 1992
17	Vince Carter @ NJ.....	May 12, 2006
17	Patrick Ewing vs. NY.....	May 18, 1997

1st HALF

12	Anfernee Hardaway @ ORL....	Apr. 29, 1997
12	Michael Jordan @ CHI.....	Apr. 24, 1992

2nd HALF

12	Michael Jordan @ CHI.....	Apr. 29, 1992
----	---------------------------	---------------

QUARTER

8 (2)...	Anfernee Hardaway @ ORL....	Apr. 29, 1997
----------	-----------------------------	---------------

OVERTIME PERIOD

4	Rajon Rondo vs. BOS.....	May 30, 2012
---	--------------------------	--------------

FIELD GOALS ATTEMPTED

GAME

37**	Vince Carter @ NJ.....	Apr. 28, 2005
35	Michael Jordan vs. CHI.....	May 26, 1997
34	Vince Carter @ NJ.....	May 12, 2006
34	Michael Jordan @ CHI.....	Apr. 24, 1992
32	Russell Westbrook vs. OKC..	Jun. 19, 2012

1st HALF

21	Anfernee Hardaway @ ORL....	Apr. 29, 1997
----	-----------------------------	---------------

2nd HALF

24	Michael Jordan vs. CHI.....	May 26, 1997
----	-----------------------------	--------------

QUARTER

13 (4)...	Michael Jordan vs. CHI.....	May 26, 1997
-----------	-----------------------------	--------------

OVERTIME PERIOD

5	Rajon Rondo vs. BOS.....	May 30, 2012
---	--------------------------	--------------

FREE THROWS MADE

GAME

16	Michael Jordan vs. CHI.....	Apr. 29, 1992
15	Vince Carter vs. NJ.....	May 8, 2006
15	Michael Jordan @ CHI.....	May 22, 1997
14	Gilbert Arenas @ WAS.....	May 14, 2005
13	Anfernee Hardaway vs. ORL....	May 4, 1997
13	Anfernee Hardaway @ ORL....	May 1, 1997

1st HALF

9	Russell Westbrook vs. OKC..	Jun. 21, 2012
---	-----------------------------	---------------

2nd HALF

13	Michael Jordan vs. CHI.....	Apr. 29, 1992
----	-----------------------------	---------------

QUARTER

10 (4) ..	Michael Jordan @ CHI.....	May 22, 1997
-----------	---------------------------	--------------

OVERTIME PERIOD

6	Paul George vs. IND.....	May 22, 2013
---	--------------------------	--------------

FREE THROWS ATTEMPTED

GAME

19	Vince Carter vs. NJ.....	May 8, 2006
19	Gilbert Arenas @ WAS.....	May 14, 2005
18	Michael Jordan vs. CHI.....	Apr. 29, 1992
17	Anfernee Hardaway vs. ORL....	May 4, 1997
16	Jermaine O'Neal vs. IND.....	May 10, 2004
16	Michael Jordan @ CHI.....	May 22, 1997
16	Anfernee Hardaway @ ORL....	May 1, 1997

1st HALF

10	Rajon Rondo vs. BOS.....	May 30, 2012
10	Gilbert Arenas @ WAS.....	May 14, 2005
10	Michael Jordan @ CHI.....	Apr. 28, 1996

2nd HALF

16	Jermaine O'Neal vs. IND.....	May 10, 2004
----	------------------------------	--------------

QUARTER

10 (4) ..	Ben Gordon vs. CHI.....	Apr. 27, 2007
10 (4) ..	Michael Jordan @ CHI.....	May 22, 1997

OVERTIME PERIOD

6	Paul George vs. IND.....	May 22, 2013
---	--------------------------	--------------

(* Overtime **Double Overtime)

OPPONENT PLAYOFF RECORDS – INDIVIDUAL

3-PT. FIELD GOALS MADE

GAME

7.....	Danny Green @ SA.....	Jun. 11, 2013
7.....	Ray Allen @ BOS.....	Apr. 20, 2010
6.....	Danny Green @ SA.....	Jun. 16, 2013
6.....	Gary Neal @ SA.....	Jun. 11, 2013
6.....	Joe Johnson @ ATL.....	May 3, 2009
6.....	Mookie Blaylock vs. ATL.....	May 5, 1994

1st HALF

5.....	Mookie Blaylock vs. ATL.....	May 5, 1994
--------	------------------------------	-------------

2nd HALF

7.....	Danny Green @ SA.....	Jun. 11, 2013
--------	-----------------------	---------------

QUARTER

5 (3)...	Ray Allen vs. BOS.....	Apr. 20, 2010
----------	------------------------	---------------

OVERTIME PERIOD

2.....	Rajon Rondo vs. BOS.....	May 30, 2012
--------	--------------------------	--------------

3-PT. FIELD GOALS ATTEMPTED

GAME

12.....	Baron Davis @ NO.....	Apr. 27, 2004
11*.....	Ray Allen @ BOS.....	Jun. 3, 2012
11.....	Ray Allen @ BOS.....	Apr. 20, 2010
11.....	Jason Terry @ DAL.....	Jun. 20, 2006
11.....	Allan Houston vs. NY.....	May 18, 1997

1st HALF

7.....	Ben Gordon vs. CHI.....	Apr. 29, 2007
--------	-------------------------	---------------

7.....	Mookie Blaylock vs. ATL.....	May 5, 1994
--------	------------------------------	-------------

2nd HALF

8.....	Baron Davis @ NO.....	Apr. 27, 2004
--------	-----------------------	---------------

8.....	Scottie Pippen vs. CHI.....	May 26, 1997
--------	-----------------------------	--------------

8.....	Allan Houston vs. NY.....	May 18, 1997
--------	---------------------------	--------------

QUARTER

6 (4)...	Baron Davis @ NO.....	Apr. 27, 2004
----------	-----------------------	---------------

6 (4)...	Allan Houston vs. NY.....	May 18, 1997
----------	---------------------------	--------------

6 (4)...	Mookie Blaylock vs. ATL.....	May 3, 1994
----------	------------------------------	-------------

OVERTIME PERIOD

2.....	Numerous (most recently: Rajon Rondo vs. BOS, OT, May 30, 2012)	
--------	--	--

TOTAL REBOUNDS

GAME

19.....	Dennis Rodman @ CHI.....	May 20, 1997
18.....	Roy Hibbert @ IND.....	May 17, 2012
18.....	Kevin Garnett @ BOS.....	May 7, 2011
18.....	Zaza Pachulia vs. ATL.....	Apr. 27, 2009
18.....	Patrick Ewing @ NY.....	May 19, 2000
18.....	Scottie Pippen vs. CHI.....	May 1, 1996

1st HALF

12.....	Patrick Ewing @ NY.....	May 19, 2000
---------	-------------------------	--------------

2nd HALF

12.....	Carlos Boozer vs. CHI.....	May 22, 2011
---------	----------------------------	--------------

12.....	Dirk Nowitzki @ DAL.....	Jun. 20, 2006
---------	--------------------------	---------------

QUARTER

8 (3)...	Dirk Nowitzki @ DAL.....	Jun. 20, 2006
----------	--------------------------	---------------

8 (3)...	Ben Wallace @ DET.....	May 31, 2005
----------	------------------------	--------------

8 (2)...	Marcus Camby vs. NY.....	May 7, 2000
----------	--------------------------	-------------

8 (3)...	Dennis Rodman @ CHI.....	May 28, 1997
----------	--------------------------	--------------

8 (1)...	Patrick Ewing vs. NY.....	May 9, 1997
----------	---------------------------	-------------

8 (4)...	Will Perdue @ CHI.....	Apr. 24, 1992
----------	------------------------	---------------

OVERTIME PERIOD

3.....	Kawhi Leonard vs. SA.....	Jun. 18, 2013
--------	---------------------------	---------------

3.....	Kevin Garnett @ BOS.....	Jun. 3, 2012
--------	--------------------------	--------------

3 (1st)...	Jason Kidd @ NJ.....	Apr. 28, 2005
------------	----------------------	---------------

OFFENSIVE REBOUNDS

GAME

9.....	Carlos Boozer vs. CHI.....	May 15, 2013
9.....	Tyson Chandler @ DAL.....	Jun. 7, 2011
8.....	Kawhi Leonard vs. SA.....	Jun. 9, 2013
8.....	Joakim Noah @ CHI.....	May 15, 2011
8.....	Thaddeus Young vs. PHI.....	Apr. 16, 2011
8.....	Scottie Pippen vs. CHI.....	May 1, 1996
8.....	Duane Ferrell vs. ATL.....	May 3, 1994

1st HALF

6.....	Scottie Pippen vs. CHI.....	May 1, 1996
--------	-----------------------------	-------------

2nd HALF

6.....	Carlos Boozer vs. CHI.....	May 15, 2013
--------	----------------------------	--------------

QUARTER

5 (2)...	Thaddeus Young vs. PHI.....	Apr. 18, 2011
----------	-----------------------------	---------------

OVERTIME PERIOD

2.....	Mickael Pietrus @ BOS.....	Jun. 3, 2012
--------	----------------------------	--------------

DEFENSIVE REBOUNDS

GAME

15.....	Dirk Nowitzki @ DAL.....	Jun. 11, 2006
14.....	Kevin Garnett @ BOS.....	May 7, 2011
14.....	Andres Nocioni vs. CHI.....	Apr. 22, 2006
13.....	Roy Hibbert @ IND.....	May 17, 2012
13.....	Ben Wallace @ DET.....	May 31, 2005
13.....	Patrick Ewing @ NY.....	May 19, 2000
13.....	Patrick Ewing vs. NY.....	May 8, 1999
13.....	Charles Oakley vs. NY.....	May 3, 1998

1st HALF

9.....	Dirk Nowitzki @ DAL.....	Jun. 11, 2006
--------	--------------------------	---------------

9.....	Kurt Thomas vs. NY.....	May 8, 1999
--------	-------------------------	-------------

2nd HALF

10.....	Dirk Nowitzki @ DAL.....	Jun. 7, 2011
---------	--------------------------	--------------

10.....	Dirk Nowitzki @ DAL.....	Jun. 20, 2006
---------	--------------------------	---------------

QUARTER

7 (3)...	Dirk Nowitzki @ DAL.....	Jun. 20, 2006
----------	--------------------------	---------------

7 (1)...	Kurt Thomas vs. NY.....	May 8, 1999
----------	-------------------------	-------------

7 (1)...	Patrick Ewing vs. NY.....	May 9, 1997
----------	---------------------------	-------------

OVERTIME PERIOD

3.....	Kawhi Leonard vs. SA.....	Jun. 18, 2013
--------	---------------------------	---------------

3.....	Kevin Garnett @ BOS.....	Jun. 3, 2012
--------	--------------------------	--------------

(* Overtime)

OPPONENT PLAYOFF RECORDS – INDIVIDUAL

ASSISTS

GAME

18.....	Mookie Blaylock @ ATL.....	May 8, 1994
15*.....	Rajon Rondo @ BOS.....	Jun. 3, 2012
14.....	Rajon Rondo vs. BOS.....	Jun. 9, 2012
14.....	Gilbert Arenas @ WAS.....	May 12, 2005
14.....	Charlie Ward vs. NY.....	May 3, 1998

1st HALF

11.....	Mookie Blaylock @ ATL.....	May 8, 1994
---------	----------------------------	-------------

2nd HALF

9.....	Rajon Rondo vs. BOS.....	Jun. 5, 2012
9.....	Rajon Rondo @ BOS.....	Apr. 20, 2010

QUARTER

7 (3)....	Rajon Rondo @ BOS.....	Apr. 20, 2010
-----------	------------------------	---------------

OVERTIME PERIOD

1.....	Numerous	(most recently: Boris Diaw & Tony Parker vs. SA, Jun. 18, 2013)
--------	----------	---

STEALS

GAME

6.....	Gilbert Arenas vs. WAS.....	May 8, 2005
5.....	George Hill vs. IND.....	May 22, 2013
5.....	Brandon Jennings @ MIL.....	Apr. 25, 2013
5.....	Joe Johnson @ ATL.....	May 3, 2009
5.....	Jason Kidd vs. NJ.....	Apr. 26, 2005
5.....	Latrell Sprewell vs. NY.....	May 17, 2000
5.....	Charlie Ward vs. NY.....	May 3, 1998
5.....	Chris Childs vs. NY.....	May 9, 1997
5.....	Scottie Pippen @ CHI.....	Apr. 26, 1996

1st HALF

6.....	Gilbert Arenas vs. WAS.....	May 8, 2005
--------	-----------------------------	-------------

2nd HALF

4.....	Charles Oakley @ NY.....	May 11, 1997
--------	--------------------------	--------------

QUARTER

4 (2)....	Rajon Rondo @ BOS.....	Apr. 27, 2010
4 (2)....	Joe Johnson @ ATL.....	May 3, 2009

OVERTIME PERIOD

2.....	George Hill vs. IND.....	May 22, 2013
--------	--------------------------	--------------

BLOCKED SHOTS

GAME

6*.....	Marcus Camby @ NY.....	May 12, 2000
6.....	Luc Longley @ CHI.....	May 28, 1997
5.....	Serge Ibaka @ OKC.....	Jun. 14, 2012
5*.....	Kevin Garnett @ BOS.....	Jun. 3, 2012
5.....	Roy Hibbert @ IND.....	May 17, 2012
5.....	Ben Wallace @ DET.....	Jun. 4, 2005
5.....	Brendan Haywood @ WAS.....	May 14, 2005
5.....	Patrick Ewing vs. NY.....	May 7, 1997

1st HALF

4.....	Serge Ibaka @ OKC.....	Jun. 14, 2012
4.....	Jon Koncak @ ATL.....	Apr. 28, 1994

2nd HALF

4.....	Jermaine O'Neal vs. IND.....	May 10, 2004
4.....	Marcus Camby @ NY.....	May 12, 2000

QUARTER

3 (4)....	Tim Duncan @ SA.....	Jun. 16, 2013
3 (1)....	Larry Sanders @ MIL.....	Apr. 28, 2013
3 (2)....	Dirk Nowitzki @ DAL.....	Jun. 5, 2011
3 (2)....	Josh Smith vs. ATL.....	May 1, 2009
3 (4)....	Brendan Haywood @ WAS.....	May 14, 2005
3 (3)....	Jermaine O'Neal vs. IND.....	May 10, 2004
3 (1)....	Patrick Ewing vs. NY.....	May 8, 1999
3 (3)....	Nick Anderson @ ORL.....	Apr. 29, 1997

OVERTIME PERIOD

1.....	Kevin Garnett @ BOS.....	Jun. 3, 2012
1.....	Ronnie Brewer vs. CHI.....	May 24, 2011

(* Overtime ** Double Overtime)

TURNOVERS

GAME

8*.....	Manu Ginobili vs. SA.....	Jun. 18, 2013
8.....	Chauncey Billups vs. DET.....	May 25, 2005
7.....	Kevin Durant vs. OKC.....	Jun. 21, 2012
7.....	Rajon Rondo @ BOS.....	Jun. 7, 2012
7.....	Tyson Chandler vs. NY.....	Apr. 28, 2012
7*.....	Derrick Rose vs. CHI.....	May 24, 2011
7*.....	Vince Carter @ NJ.....	Apr. 28, 2005
7.....	Larry Johnson @ NY.....	Apr. 28, 1998
7.....	John Starks @ NY.....	May 16, 1997

1st HALF

8.....	Chauncey Billups vs. DET.....	May 25, 2005
--------	-------------------------------	--------------

2nd HALF

6.....	Numerous	(most recently: Rajon Rondo vs. BOS, May 1, 2012)
--------	----------	---

QUARTER

5 (2)....	Tyson Chandler vs. NY.....	Apr. 28, 2012
5 (4)....	Rajon Rondo vs. BOS.....	May 1, 2011

OVERTIME PERIOD

2.....	Manu Ginobili vs. SA.....	Jun. 18, 2013
2.....	Delonte West @ BOS.....	May 9, 2011

PERSONAL FOULS

GAME

6.....	Numerous	(most recently: Paul George vs. IND, Jun. 3, 2013)
--------	----------	--

1st HALF

4.....	Greg Stiemsma vs. BOS.....	May 30, 2012
4.....	Tyson Chandler vs. NY.....	Apr. 28, 2012
4.....	Jon Koncak @ ATL.....	May 8, 1994

2nd HALF

6.....	Roy Hibbert @ IND.....	Jun. 1, 2013
6.....	Joakim Noah @ CHI.....	May 10, 2013
6.....	Ron Artest vs. IND.....	May 10, 2004

QUARTER

5 (4)....	Elton Brand vs. PHI.....	Apr. 27, 2011
5 (4)....	Chris Dudley @ NY.....	Apr. 30, 1998

OVERTIME PERIOD

3.....	Devin Harris vs. DAL.....	Jun. 18, 2006
--------	---------------------------	---------------

DUNKS

GAME

6*.....	Richard Jefferson @ NJ.....	Apr. 28, 2005
6.....	Michael Jordan @ CHI.....	Apr. 24, 1992
5.....	Numerous	(most recently: Amar'e Stoudemire vs. NY, Apr. 30, 2012)

1st HALF

4.....	Michael Jordan @ CHI.....	Apr. 24, 1992
--------	---------------------------	---------------

2nd HALF

4.....	Kevin Garnett vs. BOS.....	Jun. 5, 2012
4.....	Richard Jefferson @ NJ.....	Apr. 28, 2005

QUARTER

3.....	Numerous	(most recently: Kevin Garnett, 3rd Q, vs. BOS, Jun. 5, 2012)
--------	----------	--

OVERTIME PERIOD

None

BENCH SCORING

GAME

27.....	Jason Terry vs. DAL.....	Jun. 12, 2011
25.....	Steve Smith vs. NO.....	May 4, 2004
25.....	John Starks vs. NY.....	Apr. 26, 1998
24.....	Gary Neal @ SA.....	Jun. 11, 2013
23.....	Flip Murray @ ATL.....	Apr. 29, 2009
23*.....	Richard Jefferson @ NJ.....	Apr. 28, 2005
23.....	Duane Ferrell @ ATL.....	Apr. 30, 1994

OPPONENT PLAYOFF RECORDS – TEAM

POINTS GAME

HIGHS

120.....	@ CHI	Apr. 26, 1992
119.....	vs. CHI	Apr. 29, 1992
114.....	@ SA	Jun. 16, 2013
113.....	@ SA	Jun. 11, 2013
113.....	@ CHI	Apr. 24, 1992

LOWS

63.....	vs. NO	Apr. 21, 2004
64.....	vs. ORL	Apr. 24, 1997
65.....	@ CHI	May 13, 2013
67.....	vs. NY	Apr. 28, 2012
70.....	@ NY	May 3, 2012

1st HALF

HIGH

64.....	vs. NJ	May 8, 2006
64.....	@ CHI	May 28, 1997
64.....	@ CHI	Apr. 26, 1992

LOW

29.....	vs. ATL	Apr. 25, 2009
---------	---------------	---------------

2nd HALF

HIGH

68.....	vs. CHI	Apr. 29, 1992
---------	---------------	---------------

LOW

28.....	@ BOS	Jun. 3, 2012
28.....	@ NY	May 14, 1999

1st QUARTER

HIGH

38.....	vs. NJ	May 8, 2006
---------	--------------	-------------

LOW

10.....	vs. ORL	Apr. 24, 1997
---------	---------------	---------------

2nd QUARTER

HIGH

39.....	@ ATL	Apr. 29, 2009
---------	-------------	---------------

LOW

12.....	vs. CHI	May 26, 1997
12.....	vs. NY	May 14, 1997

3rd QUARTER

HIGH

39.....	@ CHI	Apr. 27, 2006
---------	-------------	---------------

LOW

9.....	@ CHI	May 13, 2013
--------	-------------	--------------

4th QUARTER

HIGH

40.....	vs. CHI	Apr. 29, 1992
---------	---------------	---------------

LOW

7.....	vs. DAL	Jun. 15, 2006
--------	---------------	---------------

OVERTIME PERIOD

HIGH

12.....	vs. BOS	May 20, 2012
---------	---------------	--------------

LOW

4.....	@ BOS	Jun. 3, 2012
4.....	@ BOS	May 9, 2011

FIELD GOALS MADE GAME

HIGHS

47.....	@ CHI	Apr. 24, 1992
45.....	@ CHI	Apr. 26, 1992
44.....	vs. CHI	Apr. 29, 1992
43.....	@ SA	Jun. 11, 2013
43.....	@ CHI	Apr. 24, 2007

GAME

LOWS

19.....	@ CHI	May 13, 2013
20.....	vs. NO	Apr. 21, 2004
22.....	@ NY	May 3, 2012
22.....	vs. IND	May 18, 2004
23.....	@ DET	Apr. 29, 2000
23.....	@ CHI	May 22, 1997

1st HALF

HIGH

25.....	@ CHI	Apr. 24, 1992
---------	-------------	---------------

LOW

11.....	Numerous
(most recently: @ CHI, May 13, 2013)		

2nd HALF

HIGH

24.....	@ SA	Jun. 11, 2013
24.....	vs. NY	May 18, 1997

LOW

8.....	@ CHI	May 13, 2013
8.....	@ NY	May 3, 2012
8.....	@ NY	May 14, 1999

QUARTER

HIGH

15 (1).....	vs. NJ	May 8, 2006
15 (1).....	@ ATL	Apr. 28, 1994
15 (2).....	@ CHI	Apr. 24, 1992

LOW

2 (3).....	@ CHI	May 13, 2013
2 (4).....	vs. DAL	Jun. 15, 2006
2 (3).....	vs. NO	Apr. 21, 2004
2 (4).....	@ NY	May 14, 1999

OVERTIME PERIOD

HIGH

4.....	vs. BOS	May 30, 2012
--------	---------------	--------------

LOW

1.....	@ BOS	Jun. 3, 2012
1.....	@ BOS	May 9, 2011

OPPONENT PLAYOFF RECORDS – TEAM

FIELD GOALS ATTEMPTED

GAME

HIGHS

107**	@ NJ	Apr. 28, 2005
92	@ DAL	Jun. 20, 2006
91	vs. ATL	May 3, 1994
90	vs. WAS	May 10, 2005
89	vs. IND	May 22, 2012
89	@ CHI	May 20, 1997

LOWS

64	vs. DET	May 27, 2006
64	@ NY	May 12, 2000
64	@ NY	Apr. 28, 1998
64	@ CHI	May 22, 1997
65	@ IND	May 8, 2004

1st HALF

HIGH

51	@ DAL	Jun. 20, 2006
----	-------	---------------

LOW

26	vs. CHI	May 24, 1997
----	---------	--------------

FIELD GOAL PERCENTAGE

GAME

HIGHS

.600	@ SA (42-70)	Jun. 16, 2013
.565	@ DAL (39-69)	Jun. 9, 2011
.551	@ CHI (43-78)	Apr. 24, 2007
.549	@ CHI (45-82)	Apr. 26, 1992
.547	@ CHI (47-86)	Apr. 24, 1992

LOWS

.244	vs. NO (20-82)	Apr. 21, 2004
.257	@ CHI (19-74)	May 13, 2013
.305	vs. ORL (26-85)	Apr. 24, 1997
.315	@ DET (23-73)	Apr. 29, 2000
.316	vs. DAL (25-79)	Jun. 15, 2006

1st HALF

HIGH

.657	@ DAL (23-35)	Jun. 9, 2011
------	---------------	--------------

LOW

.256	vs. PHI (11-43)	Apr. 18, 2011
------	-----------------	---------------

2nd HALF

HIGH

.629	vs. DAL (22-35)	Jun. 13, 2006
------	-----------------	---------------

LOW

.214	vs. NO (9-42)	Apr. 21, 2004
------	---------------	---------------

QUARTER

HIGH

.813 (2)	@ ATL (13-16)	Apr. 29, 2009
----------	---------------	---------------

LOW

.105 (3)	vs. NO (2-19)	Apr. 21, 2004
----------	---------------	---------------

OVERTIME PERIOD

HIGH

.750	@ NY (3-4)	May 12, 2000
------	------------	--------------

LOW

.167	@ BOS (1-6)	Jun. 3, 2012
.167	@ BOS (1-6)	May 9, 2011

2nd HALF

HIGH

52	vs. ATL	May 3, 1994
----	---------	-------------

LOW

26	@ NY	May 14, 1999
----	------	--------------

QUARTER

HIGH

30 (1)	@ NJ	Apr. 28, 2005
--------	------	---------------

LOW

11 (4)	@ CHI	May 22, 1997
--------	-------	--------------

OVERTIME PERIOD

HIGH

10 (2nd)	@ NJ	Apr. 28, 2005
----------	------	---------------

10 (1st)	@ NJ	Apr. 28, 2005
----------	------	---------------

LOW

4	@ NY	May 12, 2000
---	------	--------------

FREE THROWS MADE

GAME

HIGHS

33	@ ATL	Apr. 29, 2009
32	@ CHI	Apr. 27, 2006
31	@ NJ	May 1, 2005
31	vs. NY	May 9, 2000
31	vs. ATL	May 5, 1994

LOWS

8	vs. NY	May 17, 2000
9	vs. ORL	Apr. 24, 1997
10	vs. SA	Jun. 9, 2013
10	vs. MIL	Apr. 23, 2013
10	vs. NY	Apr. 28, 2012
10	@ CHI	Apr. 24, 2007
10	vs. DET	May 23, 2005
10	vs. NY	May 18, 1997

1st HALF

HIGH

20	@ ATL	Apr. 29, 2009
----	-------	---------------

LOW

0	vs. NO	May 4, 2004
---	--------	-------------

2nd HALF

HIGH

23	vs. ATL	May 5, 1994
----	---------	-------------

LOW

0	@ ATL	Apr. 19, 2009
---	-------	---------------

QUARTER

HIGH

17 (4)	vs. CHI	Apr. 27, 2007
--------	---------	---------------

17 (4)	vs. ATL	May 5, 1994
--------	---------	-------------

LOW

0	(most recently: @ SA, 1st Q. Jun. 11, 2013)	Numerous
---	---	----------

OVERTIME PERIOD

HIGH

6	vs. IND	May 22, 2013
---	---------	--------------

LOW

1	vs. SA	Jun. 18, 2013
---	--------	---------------

1 (2nd)	@ NJ	Apr. 28, 2005
---------	------	---------------

1	@ NY	May 12, 2000
---	------	--------------

(**Double Overtime)

OPPONENT PLAYOFF RECORDS – TEAM

FREE THROWS ATTEMPTED

GAME

HIGHS

46.....	@ CHI	Apr. 27, 2006
44.....	@ IND	May 26, 2013
43.....	@ DET	May 29, 2005
42.....	vs. NY	May 9, 2000
41.....	@ ATL	Apr. 29, 2009

LOWS

11.....	vs. NY	Apr. 28, 2012
12.....	@ CHI	Apr. 24, 2007
12.....	vs. DET	May 23, 2005
12.....	vs. NY	May 17, 2000
13.....	vs. NY	May 18, 1997

1st HALF

HIGH

25.....	@ NY	Apr. 28, 1998
---------	------------	---------------

LOW

0.....	vs. NO	May 4, 2004
--------	--------------	-------------

2nd HALF

HIGH

32.....	vs. IND	May 10, 2004
---------	---------------	--------------

LOW

4.....	@ ATL	Apr. 19, 2009
--------	-------------	---------------

QUARTER

HIGH

22 (4).....	vs. CHI	Apr. 27, 2007
-------------	---------------	---------------

LOW

0.....		Numerous
		(most recently: vs. BOS, 4th Q, Jun. 9, 2012)

OVERTIME PERIOD

HIGH

8.....	vs. IND	May 22, 2013
--------	---------------	--------------

LOW

2.....	vs. SA	Jun. 18, 2013
2.....	vs. BOS	May 30, 2012
2.....	@ BOS	May 9, 2011
2 (2nd).....	@ NJ	Apr. 28, 2005
2.....	@ NY	May 12, 2000

FREE THROW PERCENTAGE

GAME

HIGHS

.957.....	@ ORL (22-23)	Apr. 29, 1997
.938.....	vs. OKC (15-16)	Jun. 19, 2012
.938.....	vs. NY (30-32)	May 7, 1997
.909.....	vs. SA (20-22)	Jun. 20, 2013
.909.....	vs. NY (10-11)	Apr. 28, 2012

LOWS

.529.....	vs. ORL (9-17)	Apr. 24, 1997
.545.....	vs. DET (12-22)	May 29, 2006
.568.....	@ CHI (21-37)	Apr. 28, 1996
.579.....	@ SA (11-19)	Jun. 11, 2013
.593.....	vs. BOS (16-27)	Apr. 25, 2010

1st HALF

HIGH

1.000.....		Numerous
		(most recently: vs. SA (6-6), Jun. 9, 2013)

LOW

.000.....	vs. NO (0-0)	May 4, 2004
-----------	--------------------	-------------

2nd HALF

HIGH

1.000.....	vs. SA (6-6)	Jun. 6, 2013
1.000.....	vs. OKC (10-10)	Jun. 19, 2012
1.000.....	@ CHI (5-5)	Apr. 24, 2007
1.000.....	@ NO (10-10)	Apr. 27, 2004
1.000.....	@ NO (8-8)	Apr. 24, 2004

LOW

.000.....	@ ATL (0-4)	Apr. 19, 2009
-----------	-------------------	---------------

QUARTER

HIGH

1.000.....		Numerous
		(most recently: vs. SA (3-3, 4th Q), Jun. 20, 2013)

LOW

.000.....		Numerous
		(most recently: @ SA (0-3, 1st Q), Jun. 11, 2013)

OVERTIME PERIOD

HIGH

1.000.....	vs. BOS (2-2)	May 30, 2012
1.000.....	@ BOS (2-2)	May 9, 2011

LOW

.500.....	vs. SA (1-2)	Jun. 18, 2013
.500.....	@ BOS (2-4)	Jun. 3, 2012
.500.....	vs. DAL (3-6)	Jun. 18, 2006
.500 (2nd).....	@ NJ (1-2)	Apr. 28, 2005
.500.....	@ NY (1-2)	May 12, 2000

OPPONENT PLAYOFF RECORDS – TEAM

3-PT. FIELD GOALS MADE

GAME

HIGHS

16.....	@ SA.....	Jun. 11, 2013
13.....	@ DAL.....	Jun. 9, 2011
13.....	vs. CHI.....	Apr. 22, 2006
12.....	vs. BOS.....	May 1, 2011
12.....	@ BOS.....	Apr. 20, 2010

LOWS

0.....	@ DET.....	Apr. 29, 2000
0.....	@ CHI.....	Apr. 24, 1992
1.....		Numerous

(most recently: @ BOS, Jun. 7, 2012)

1st HALF

HIGH

7.....	@ SA.....	Jun. 11, 2013
7.....	vs. SA.....	Jun. 9, 2013
7.....	@ BOS.....	Jun. 3, 2012
7.....	vs. DAL.....	Jun. 12, 2011

LOW

0.....		Numerous
--------	--	----------

(most recently: vs. IND, May 22, 2013)

2nd HALF

HIGH

9.....	@ SA.....	Jun. 11, 2013
9.....	vs. OKC.....	Jun. 21, 2012
9.....	vs. CHI.....	Apr. 22, 2006

LOW

0.....		Numerous
--------	--	----------

(most recently: @ BOS, Jun. 7, 2012)

QUARTER

HIGH

7 (4).....	vs. OKC.....	Jun. 21, 2012
------------	--------------	---------------

LOW

0.....		Numerous
--------	--	----------

(most recently: vs. IND, 4th Q, Jun. 3, 2013)

OVERTIME PERIOD

HIGH

1.....	vs. CHI.....	May 24, 2011
1 (2nd).....	@ NJ.....	Apr. 28, 2005
1.....	@ NY.....	May 12, 2000

LOW

0.....		Numerous
--------	--	----------

(most recently: vs. SA, Jun. 18, 2013)

3-PT. FIELD GOALS ATTEMPTED

GAME

HIGHS

32.....	@ SA.....	Jun. 11, 2013
30.....	@ CHI.....	May 4, 2006
28.....	vs. OKC.....	Jun. 21, 2012
27*.....	@ BOS.....	Jun. 3, 2012
27.....	vs. CHI.....	May 26, 1997

LOWS

1.....	@ CHI.....	Apr. 26, 1992
3.....	@ CHI.....	Apr. 24, 1992
5.....	vs. NY.....	Apr. 24, 1998
5.....	vs. CHI.....	Apr. 29, 1992
6.....	@ BOS.....	Apr. 17, 2010
6.....	@ NY.....	May 11, 1997

1st HALF

HIGH

16.....	@ MIL.....	Apr. 25, 2013
16.....	@ BOS.....	Jun. 3, 2012
16.....	@ CHI.....	May 4, 2006

LOW

0.....	@ CHI.....	Apr. 26, 1992
0.....	@ CHI.....	Apr. 24, 1992

2nd HALF

HIGH

22.....	vs. OKC.....	Jun. 21, 2012
---------	--------------	---------------

LOW

1.....	@ CHI.....	Apr. 26, 1992
--------	------------	---------------

QUARTER

HIGH

16 (4).....	vs. NO.....	Apr. 30, 2004
-------------	-------------	---------------

LOW

0.....		Numerous
--------	--	----------

(most recently: @ IND, 1st Q, Jun. 1, 2013)

OVERTIME PERIOD

HIGH

4.....	vs. BOS.....	May 30, 2012
4.....	@ BOS.....	May 9, 2011
4 (2nd).....	@ NJ.....	Apr. 28, 2005
4 (1st).....	@ NJ.....	Apr. 28, 2005

LOW

1.....	vs. IND.....	May 22, 2013
1.....	@ NY.....	May 12, 2000

TOTAL REBOUNDS

GAME

HIGHS

57**.....	@ NJ.....	Apr. 28, 2005
54.....	@ CHI.....	May 20, 1997
53.....	vs. IND.....	Jun. 1, 2013
53.....	vs. IND.....	May 18, 2004
53.....	@ CHI.....	May 28, 1997
53.....	vs. NY.....	May 7, 1997

LOWS

26.....	@ DAL.....	Jun. 9, 2011
27.....	vs. DET.....	May 27, 2006
28.....	vs. CHI.....	May 8, 2013
28*.....	@ BOS.....	May 9, 2011
29.....	@ WAS.....	May 12, 2005

1st HALF

HIGH

30.....	@ NJ.....	May 14, 2006
---------	-----------	--------------

LOW

11.....	@ BOS.....	May 9, 2011
11.....	@ DET.....	May 23, 2006

2nd HALF

HIGH

31.....	vs. IND.....	May 18, 2004
---------	--------------	--------------

LOW

9.....	vs. MIL.....	Apr. 21, 2013
--------	--------------	---------------

QUARTER

HIGH

19 (4).....	@ ATL.....	Apr. 19, 2009
19 (2).....	@ NJ.....	May 14, 2006

LOW

3 (2).....	vs. IND.....	Jun. 3, 2013
3 (2).....	@ BOS.....	May 9, 2011
3 (3).....	@ WAS.....	May 14, 2005

OVERTIME PERIOD

HIGH

7.....	vs. SA.....	Jun. 18, 2013
--------	-------------	---------------

LOW

2.....	vs. IND.....	May 22, 2013
2.....	vs. BOS.....	May 30, 2012

(* Overtime ** Double Overtime)

OPPONENT PLAYOFF RECORDS – TEAM

OFFENSIVE REBOUNDS

GAME

HIGHS

22.....	@ CHI.....	May 28, 1997
20.....	vs. NO.....	Apr. 30, 2004
20.....	vs. CHI.....	May 26, 1997
20.....	@ CHI.....	May 20, 1997
19.....	Numerous	(most recently: @ SA, Jun. 11, 2013)

LOWS

3*.....	@ BOS.....	May 9, 2011
3.....	vs. NJ.....	May 16, 2006
3.....	vs. DET.....	Apr. 25, 2000
4.....	Numerous	(most recently: vs. MIL, Apr. 23, 2013)

1st HALF

HIGH

14.....	@ NJ.....	May 14, 2006
---------	-----------	--------------

LOW

0.....	Numerous	(most recently: @ SA, Jun. 13, 2013)
--------	----------	--------------------------------------

2nd HALF

HIGH

15.....	vs. NO.....	Apr. 30, 2004
---------	-------------	---------------

LOW

0.....	Numerous	(most recently: vs. MIL, Apr. 21, 2013)
--------	----------	---

QUARTER

HIGH

10 (2).....	@ NJ.....	May 14, 2006
10 (4).....	vs. NO.....	Apr. 30, 2004

LOW

0.....	Numerous	(most recently: vs. SA, 1st Q, Jun. 18, 2013)
--------	----------	---

OVERTIME PERIOD

HIGH

2.....	@ SA.....	Jun. 18, 2013
2.....	@ BOS.....	Jun. 3, 2012
2 (1st).....	@ NJ.....	Apr. 28, 2005

LOW

0.....	Numerous	(most recently: vs. IND, May 22, 2013)
--------	----------	--

DEFENSIVE REBOUNDS

GAME

HIGHS

42.....	vs. IND.....	May 18, 2004
40.....	@ PHI.....	Apr. 24, 2011
40.....	@ BOS.....	Apr. 20, 2010
40.....	vs. CHI.....	May 2, 2006
39**.....	@ NJ.....	Apr. 28, 2005
39.....	vs. NY.....	May 7, 1997

LOWS

16.....	vs. CHI.....	May 8, 2013
19.....	vs. DET.....	May 27, 2006
19.....	@ WAS.....	May 12, 2005
20.....	@ ATL.....	Apr. 22, 2009
21.....	vs. MIL.....	Apr. 21, 2013
21.....	vs. NJ.....	May 10, 2006

1st HALF

HIGH

24.....	@ BOS.....	Apr. 20, 2010
24.....	vs. NY.....	May 8, 1999

LOW

8.....	vs. DET.....	May 27, 2006
--------	--------------	--------------

2nd HALF

HIGH

23.....	vs. IND.....	May 18, 2004
---------	--------------	--------------

LOW

6.....	vs. CHI.....	May 8, 2013
--------	--------------	-------------

QUARTER

HIGH

15 (1).....	vs. NY.....	May 8, 1999
-------------	-------------	-------------

LOW

1 (4).....	vs. CHI.....	May 8, 2013
1 (3).....	@ WAS.....	May 14, 2005

OVERTIME PERIOD

HIGH

5.....	vs. SA.....	Jun. 18, 2013
--------	-------------	---------------

LOW

2.....	Numerous	(most recently: vs. IND, May 22, 2013)
--------	----------	--

ASSISTS

GAME

HIGHS

33.....	@ CHI.....	Apr. 24, 1992
31.....	@ CHI.....	Apr. 28, 1996
30.....	@ ATL.....	May 8, 1994
30.....	@ CHI.....	Apr. 26, 1992
29.....	@ SA.....	Jun. 11, 2013

LOWS

8.....	@ NY.....	May 3, 2012
8.....	vs. ATL.....	May 1, 2009
9.....	vs. WAS.....	May 8, 2005
9.....	@ NY.....	May 14, 1999
10.....	Numerous	(most recently: vs. IND, May 15, 2012)

1st HALF

HIGH

18.....	@ CHI.....	Apr. 28, 1996
18.....	@ CHI.....	Apr. 24, 1992

LOW

2.....	@ ORL.....	Apr. 29, 1997
--------	------------	---------------

2nd HALF

HIGH

19.....	vs. NY.....	May 18, 1997
---------	-------------	--------------

LOW

2.....	@ NY.....	May 3, 2012
--------	-----------	-------------

QUARTER

HIGH

12 (3).....	@ BOS.....	Apr. 20, 2010
12 (2).....	vs. ATL.....	May 5, 1994
12 (1).....	@ ATL.....	Apr. 28, 1994
12 (2).....	@ CHI.....	Apr. 24, 1992

LOW

0.....	Numerous	(most recently: vs. OKC, 4th Q, Jun. 19, 2012)
--------	----------	--

OVERTIME PERIOD

HIGH

2.....	Numerous	(most recently: vs. SA, Jun. 18, 2013)
--------	----------	--

LOW

0.....	Numerous	(most recently: @ BOS, Jun. 3, 2012)
--------	----------	--------------------------------------

(* Overtime **Double Overtime)

OPPONENT PLAYOFF RECORDS – TEAM

STEALS GAME HIGHS

19.....	vs. CHI.....	May 24, 1997
17.....	vs. CHH.....	Apr. 21, 2001
15.....	vs. NY.....	May 9, 1997
15.....	@ CHI.....	Apr. 26, 1992
14.....	@ MIL.....	Apr. 25, 2013
14.....	@ CHI.....	Apr. 26, 1996

LOWS

1.....	@ IND.....	May 26, 2013
1.....	@ NJ.....	May 14, 2006
2.....	vs. NO.....	May 4, 2004
3.....	Numerous

(most recently: vs. SA, Jun. 9, 2013)

1st HALF HIGH

10.....	vs. BOS.....	Jun. 5, 2012
10.....	vs. WAS.....	May 8, 2005
10.....	@ CHI.....	Apr. 26, 1992

LOW

0.....	@ IND.....	May 26, 2013
0.....	vs. NO.....	May 4, 2004
0.....	vs. ORL.....	Apr. 27, 1997

2nd HALF HIGH

13.....	vs. CHI.....	May 24, 1997
---------	--------------	--------------

LOW

0.....	Numerous
--------	-------	----------

(most recently: @ IND, May 28, 2013)

QUARTER HIGH

9 (3).....	vs. CHI.....	May 24, 1997
------------	--------------	--------------

LOW

0.....	Numerous
--------	-------	----------

(most recently: @ SA, 2nd Q, Jun. 16, 2013)

OVERTIME PERIOD HIGH

2.....	vs. IND.....	May 22, 2013
2 (2nd).....	@ NJ.....	Apr. 28, 2005

LOW

0.....	Numerous
--------	-------	----------

(most recently: @ BOS, Jun. 3, 2012)

TURNOVERS GAME HIGHS

27.....	vs. NY.....	Apr. 28, 2012
23.....	vs. NO.....	Apr. 18, 2004
22.....	@ IND.....	May 24, 2012
22*.....	vs. CHI.....	May 24, 2011
22.....	vs. NY.....	Apr. 28, 1998

LOWS

4.....	vs. SA.....	Jun. 6, 2013
5.....	vs. CHI.....	Apr. 29, 2007
6.....	@ ATL.....	Apr. 29, 2009
6.....	@ DET.....	May 23, 2006
6.....	@ DET.....	Jun. 4, 2005
6.....	@ DET.....	May 31, 2005
6.....	vs. NY.....	May 21, 2000
6.....	@ NY.....	Apr. 30, 1998

1st HALF HIGH

16.....	vs. NY.....	Apr. 28, 2012
---------	-------------	---------------

LOW

0.....	@ DET.....	May 31, 2005
--------	------------	--------------

BLOCKED SHOTS GAME HIGHS

11.....	@ CHI.....	May 28, 1997
10*.....	@ NY.....	May 12, 2000
9.....	@ OKC.....	Jun. 14, 2012
8.....	Numerous

(most recently: @ SA, Jun. 16, 2013)

LOWS

0.....	Numerous
--------	-------	----------

(most recently: vs. CHI, May 8, 2013)

1st HALF HIGH

7.....	@ CHI.....	Apr. 30, 2006
--------	------------	---------------

LOW

0.....	Numerous
--------	-------	----------

(most recently: vs. IND, May 22, 2013)

2nd HALF HIGH

5.....	Numerous
--------	-------	----------

(most recently: @ SA, Jun. 16, 2013)

LOW

0.....	Numerous
--------	-------	----------

(most recently: vs. IND, Jun. 3, 2013)

QUARTER HIGH

5 (1).....	@ CHI.....	Apr. 30, 2006
------------	------------	---------------

LOW

0.....	Numerous
--------	-------	----------

(most recently: vs. SA, 3rd Q, Jun. 20, 2013)

OVERTIME PERIOD HIGH

1.....	@ BOS.....	Jun. 3, 2012
--------	------------	--------------

1.....	vs. CHI.....	May 24, 2011
--------	--------------	--------------

LOW

0.....	Numerous
--------	-------	----------

(most recently: vs. SA, Jun. 18, 2013)

2nd HALF HIGH

14.....	@ IND.....	Jun. 1, 2013
---------	------------	--------------

LOW

1.....	@ CHI.....	May 15, 2011
--------	------------	--------------

QUARTER HIGH

13 (2).....	vs. NY.....	Apr. 28, 2012
-------------	-------------	---------------

LOW

0.....	Numerous
--------	-------	----------

(most recently: vs. SA, 4th Q, Jun. 6, 2013)

OVERTIME PERIOD HIGH

4.....	@ BOS.....	May 9, 2011
--------	------------	-------------

LOW

0.....	vs. DAL.....	Jun. 18, 2006
--------	--------------	---------------

0 (2nd).....	@ NJ.....	Apr. 28, 2005
--------------	-----------	---------------

(* Overtime)

OPPONENT PLAYOFF RECORDS – TEAM

PERSONAL FOULS

GAME

HIGHS

38*	vs. DAL	Jun. 18, 2006
34	vs. NJ	Apr. 26, 2005
33*	vs. BOS	May 30, 2012
33	@ DET	May 29, 2005
32**	@ NJ	Apr. 28, 2005

LOWS

11	@ BOS	Apr. 17, 2010
12	vs. SA	Jun. 6, 2013
12	vs. DET	May 23, 2005
13	@ SA	Jun. 11, 2013
13	@ CHI	May 15, 2011
13	vs. ORL	Apr. 27, 1997

1st HALF

HIGH

21	vs. NY	Apr. 28, 2012
----	--------	---------------

LOW

3	@ IND	Jun. 1, 2013
---	-------	--------------

2nd HALF

HIGH

24	@ DET	May 29, 2005
----	-------	--------------

LOW

4	@ MIL	Apr. 28, 2013
---	-------	---------------

QUARTER

HIGH

17 (4)	@ DET	May 29, 2005
--------	-------	--------------

LOW

0 (2)	@ IND	Jun. 1, 2013
-------	-------	--------------

OVERTIME PERIOD

HIGH

6	vs. BOS	May 30, 2012
6 (2nd)	@ NJ	Apr. 28, 2005
6 (1st)	@ NJ	Apr. 28, 2005

LOW

2	@ BOS	Jun. 3, 2012
---	-------	--------------

POINTS OFF TURNOVERS

GAME

HIGHS

38	@ BOS	Apr. 17, 2010
36	vs. CHI	May 24, 1997
36	@ ORL	Apr. 29, 1997
36	@ CHI	Apr. 26, 1996
33	@ CHI	Apr. 26, 1992

LOWS

2	@ SA	Jun. 9, 2013
5	vs. NY	May 9, 2012
5	vs. NY	Apr. 30, 2012
5	@ NY	May 19, 2000
6	@ IND	May 8, 2004
6	@ ORL	May 1, 1997

(*Overtime **Double Overtime)

BENCH SCORING

GAME

HIGHS

48	@ ATL	Apr. 30, 1994
46	@ SA	Jun. 11, 2013
45	vs. NO	May 4, 2004
45	@ NY	May 12, 1999
44	vs. OKC	Jun. 21, 2012
44	vs. PHI	Apr. 18, 2011

LOWS

2	vs. BOS	Jun. 9, 2012
3	@ DET	May 25, 2006
5	vs. IND	May 24, 2013
5	@ NJ	May 14, 2006
5	vs. WAS	May 8, 2005

DUNKS

GAME

HIGHS

11	@ CHI	Apr. 24, 1992
10	@ DET	May 8, 1994
9	@ SA	Jun. 11, 2013
8		Numerous
	(most recently: @ OKC, Jun. 12, 2012)	

LOWS

0		Numerous
	(most recently: vs. CHI, May 15, 2013)	

ABBREVIATIONS

ATL	Atlanta Hawks
BOS	Boston Celtics
CHH	Charlotte Hornets
CHI	Chicago Bulls
DAL	Dallas Mavericks
DET	Detroit Pistons
IND	Indiana Pacers
MIL	Milwaukee Bucks
NJ	New Jersey Nets
NO	New Orleans Hornets
NY	New York Knicks
OKC	Oklahoma City Thunder
ORL	Orlando Magic
PHI	Philadelphia 76ers
SA	San Antonio Spurs
WAS	Washington Wizards

HEAT SERIES RECORDS – INDIVIDUAL

MINUTES PLAYED

3-Game Series:

120..... Jamal Mashburn vs. DET (2000 FR)
120..... Grant Long vs. CHI (1992 FR)

4-Game Series:

170..... Dwyane Wade vs. NJ (2005 FR)

5-Game Series:

226..... LeBron James vs. CHI (2011 ECF)

6-Game Series:

262..... LeBron James vs. DAL (2011 NBA Finals)

7-Game Series:

321..... LeBron James vs. BOS (2012 ECF)

POINTS

3-Game Series:

64..... Jamal Mashburn vs. DET (2000 FR)

4-Game Series:

124..... Dwyane Wade vs. WAS (2005 ECS)

5-Game Series:

166..... Dwyane Wade vs. BOS (2010 FR)

6-Game Series:

208..... Dwyane Wade vs. DAL (2006 NBA Finals)

7-Game Series:

235..... LeBron James vs. BOS (2012 ECF)

SCORING AVERAGE

3-Game Series:

21.3 ppg Jamal Mashburn vs. DET (2000 FR)

4-Game Series:

31.0 ppg Dwyane Wade vs. WAS (2005 ECS)

5-Game Series:

33.2 ppg Dwyane Wade vs. BOS (2010 FR)

6-Game Series:

34.7 ppg Dwyane Wade vs. DAL (2006 NBA Finals)

7-Game Series:

33.6 ppg LeBron James vs. BOS (2012 ECF)

FIELD GOALS MADE

3-Game Series:

24..... Glen Rice vs. CHI (1992 FR)

4-Game Series:

44..... Dwyane Wade vs. WAS (2005 ECS)

5-Game Series:

62..... Dwyane Wade vs. BOS (2010 FR)

6-Game Series:

70..... LeBron James vs. IND (2012 ECS)

7-Game Series:

87..... LeBron James vs. BOS (2012 ECF)

FIELD GOALS ATTEMPTED

3-Game Series:

64..... Glen Rice vs. CHI (1992 FR)

4-Game Series:

84..... Dwyane Wade vs. CHI (2006 FR)

5-Game Series:

110..... Dwyane Wade vs. BOS (2010 FR)

6-Game Series:

139..... LeBron James vs. IND (2012 ECS)

139..... Dwyane Wade vs. DAL (2006 NBA Finals)

7-Game Series:

165..... LeBron James vs. BOS (2012 ECF)

FIELD GOAL PERCENTAGE

(MIN. 4 FGM/GAME)

3-Game Series:

.543 (19-35) Alonzo Mourning vs. DET (2000 FR)

.543 (19-35) Rony Seikaly vs. CHI (1992 FR)

4-Game Series:

.627 (37-59) LeBron James vs. MIL (2013 FR)

5-Game Series:

.690 (20-29) Norris Cole vs. CHI (2013 ECS)

6-Game Series:

.655 (55-84) Shaquille O'Neal vs. DET (2006 ECF)

7-Game Series:

.592 (61-103) Shaquille O'Neal vs. DET (2005 ECF)

3-PT. FIELD GOALS MADE

3-Game Series:

8..... Tim Hardaway vs. CHI (1996 FR)

4-Game Series:

17..... Damon Jones vs. NJ (2005 FR)

5-Game Series:

17..... Tim Hardaway vs. NY (1998 FR)

6-Game Series:

14..... Mario Chalmers vs. DAL (2011 NBA Finals)

14..... James Posey vs. CHI (2006 FR)

7-Game Series:

21..... Tim Hardaway vs. NY (1997 ECS)

3-PT. FIELD GOALS ATTEMPTED

3-Game Series:

22..... Tim Hardaway vs. CHI (1996 FR)

4-Game Series:

35..... Damon Jones vs. WAS (2005 ECS)

5-Game Series:

42..... Tim Hardaway vs. CHI (1997 ECF)

6-Game Series:

45..... Antoine Walker vs. CHI (2006 FR)

7-Game Series:

52..... Tim Hardaway vs. NY (1997 ECS)

3-PT. FIELD GOAL PERCENTAGE

(MIN 1.5 3-PT. FGM/GAME)

3-Game Series:

.636 (7-11) Steve Smith vs. CHI (1992 FR)

4-Game Series:

.520 (13-25) Eddie Jones vs. NJ (2005 FR)

5-Game Series:

.818 (9-11) Norris Cole vs. CHI (2013 ECS)

6-Game Series:

.467 (14-30) James Posey vs. CHI (2006 FR)

7-Game Series:

.500 (11-22) James Jones vs. ATL (2009 FR)

Management

Players

12/13 Review

Records

Playoffs

History

All-Time Roster

NBA/NBADL

Opponents

Media

HEAT SERIES RECORDS – INDIVIDUAL

FREE THROWS MADE

3-Game Series:	
24.....	Rony Seikaly vs. CHI (1992 FR)
4-Game Series:	
36.....	Dwyane Wade vs. WAS (2005 ECS)
5-Game Series:	
46.....	LeBron James vs. NY (2012 FR)
6-Game Series:	
75.....	Dwyane Wade vs. DAL (2006 NBA Finals)
7-Game Series:	
52.....	LeBron James vs. BOS (2012 ECF)

FREE THROWS ATTEMPTED

3-Game Series:	
32.....	Rony Seikaly vs. CHI (1992 FR)
4-Game Series:	
48.....	Dwyane Wade vs. WAS (2005 ECS)
5-Game Series:	
58.....	Dwyane Wade vs. BOS (2011 ECS)
6-Game Series:	
97.....	Dwyane Wade vs. DAL (2006 NBA Finals)
7-Game Series:	
80.....	LeBron James vs. BOS (2012 ECF)

FREE THROW PERCENTAGE (MIN. 2 FTM/GAME)

3-Game Series:	
1.000 (6-6).....	Anthony Mason vs. CHH (2001 FR)
4-Game Series:	
1.000 (11-11).....	Ray Allen vs. MIL (2013 FR)
5-Game Series:	
1.000 (10-10).....	James Jones vs. BOS (2011 ECS)
6-Game Series:	
1.000 (24-24).....	Caron Butler vs. IND (2004 ECS)
7-Game Series:	
.917 (22-24).....	James Jones vs. ATL (2009 FR)

OFFENSIVE REBOUNDS

3-Game Series:	
11.....	Rony Seikaly vs. CHI (1992 FR)
4-Game Series:	
16.....	Shaquille O'Neal vs. CHI (2007 FR)
5-Game Series:	
19.....	Rony Seikaly vs. ATL (1994 FR)
6-Game Series:	
23.....	Shaquille O'Neal vs. DET (2006 ECF)
7-Game Series:	
27.....	Brian Grant vs. NO (2004 FR)

DEFENSIVE REBOUNDS

3-Game Series:	
19.....	Rony Seikaly vs. CHI (1992 FR)
4-Game Series:	
36.....	Udonis Haslem vs. NJ (2005 FR)
5-Game Series:	
45.....	Alonzo Mourning vs. ORL (1997 FR)
6-Game Series:	
46.....	Shaquille O'Neal vs. DAL (2006 NBA Finals)
7-Game Series:	
64.....	LeBron James vs. BOS (2012 ECF)

TOTAL REBOUNDS

3-Game Series:	
30.....	Rony Seikaly vs. CHI (1992 FR)
4-Game Series:	
47.....	Udonis Haslem vs. NJ (2005 FR)
5-Game Series:	
62.....	Alonzo Mourning vs. ORL (1997 FR)
6-Game Series:	
65.....	LeBron James vs. IND (2012 ECS)
65.....	Shaquille O'Neal vs. CHI (2006 FR)
7-Game Series:	
77.....	LeBron James vs. BOS (2012 ECF)

ASSISTS

3-Game Series:	
29.....	Anthony Carter vs. DET (2000 FR)
4-Game Series:	
35.....	Dwyane Wade vs. NJ (2005 FR)
5-Game Series:	
49.....	Tim Hardaway vs. ORL (1997 FR)
6-Game Series:	
43.....	Dwyane Wade vs. CHI (2006 FR)
7-Game Series:	
49.....	LeBron James vs. SA (2013 NBA Finals)

STEALS

3-Game Series:	
8.....	Anthony Carter vs. DET (2000 FR)
8.....	Dan Majerle vs. DET (2000 FR)
4-Game Series:	
9*	Dwyane Wade vs. MIL (2013 FR)
5-Game Series:	
14.....	Dwyane Wade vs. NY (2012 FR)
6-Game Series:	
16.....	LeBron James vs. IND (2012 ECS)
16.....	Dwyane Wade vs. DAL (2006 NBA Finals)
7-Game Series:	
20.....	Mario Chalmers vs. ATL (2009 FR)
20.....	Caron Butler vs. NO (2004 FR)

*-Only played in three of the four games

BLOCKED SHOTS

3-Game Series:	
14.....	Alonzo Mourning vs. DET (2000 FR)
4-Game Series:	
9.....	Alonzo Mourning vs. WAS (2005 ECS)
5-Game Series:	
15.....	Joel Anthony vs. CHI (2011 ECF)
6-Game Series:	
14.....	Shaquille O'Neal vs. DET (2006 ECF)
7-Game Series:	
21.....	Alonzo Mourning vs. DET (2005 ECF)

HEAT SERIES RECORDS – INDIVIDUAL

TURNOVERS

3-Game Series:

16.....Alonzo Mourning vs. CHI (1996 FR)

4-Game Series:

25.....Dwyane Wade vs. WAS (2005 ECS)

5-Game Series:

27.....Alonzo Mourning vs. CHI (1997 ECF)

6-Game Series:

28.....Dwyane Wade vs. DET (2006 ECS)

7-Game Series:

28.....Lamar Odom vs. NO (2004 FR)

PERSONAL FOULS

3-Game Series:

15.....Rony Seikaly vs. CHI (1992 FR)

4-Game Series:

21.....Eddie Jones vs. NJ (2005 FR)

5-Game Series:

22.....P.J. Brown vs. NY (1998 FR)

22.....Rony Seikaly vs. ATL (1994 FR)

6-Game Series:

27.....Brian Grant vs. IND (2004 ECS)

7-Game Series:

36.....Alonzo Mourning vs. NY (1997 ECS)

DUNKS

3-Game Series:

7.....Alonzo Mourning vs. DET (2000 FR)

4-Game Series:

14.....Shaquille O'Neal vs. CHI (2007 FR)

5-Game Series:

10.....Dwyane Wade vs. BOS (2010 FR)

10.....Shaquille O'Neal vs. NJ (2006 ECS)

6-Game Series:

25.....Shaquille O'Neal vs. DET (2006 ECF)

7-Game Series:

23.....Shaquille O'Neal vs. DET (2005 ECF)

HEAT SERIES RECORDS – TEAM HIGHS

POINTS

3-Game Series:

298.....vs. CHI (1992 FR)

4-Game Series:

438.....vs. NJ (2005 FR)

5-Game Series:

510.....vs. OKC (2012 NBA Finals)

510.....vs. NJ (2006 ECS)

6-Game Series:

608.....vs. CHI (2006 FR)

7-Game Series:

679.....vs. SA (2013 NBA Finals)

679.....vs. BOS (2012 ECF)

SCORING AVERAGE

3-Game Series:

99.3 ppgvs. CHI (1992 FR)

4-Game Series:

109.5 ppgvs. NJ (2005 FR)

5-Game Series:

102.0 ppgvs. OKC (2012 NBA Finals)

102.0 ppgvs. NJ (2006 ECS)

6-Game Series:

101.3 ppgvs. CHI (2006 FR)

7-Game Series:

97.0 ppgvs. SA (2013 NBA Finals)

97.0 ppgvs. BOS (2012 ECF)

FIELD GOALS MADE

3-Game Series:

108.....vs. CHI (1992 FR)

4-Game Series:

155.....vs. NJ (2005 FR)

5-Game Series:

178.....vs. OKC (2012 NBA Finals)

6-Game Series:

219.....vs. CHI (2006 FR)

7-Game Series:

262.....vs. SA (2013 NBA Finals)

FIELD GOALS ATTEMPTED

3-Game Series:

239.....vs. CHI (1992 FR)

4-Game Series:

302.....vs. WAS (2005 ECS)

5-Game Series:

394.....vs. ATL (1994 FR)

6-Game Series:

472.....vs. CHI (2006 FR)

7-Game Series:

571.....vs. SA (2013 NBA Finals)

HEAT SERIES RECORDS – TEAM HIGHS

FIELD GOAL PERCENTAGE

3-Game Series:	
.479 (103-215)	vs. DET (2000 FR)
4-Game Series:	
.515 (155-301)	vs. NJ (2005 FR)
5-Game Series:	
.493 (175-355)	vs. NJ (2006 ECS)
6-Game Series:	
.515 (207-402)	vs. DET (2006 ECF)
7-Game Series:	
.470 (232-494)	vs. DET (2005 ECF)

3-PT. FIELD GOALS MADE

3-Game Series:	
22	vs. CHI (1996 FR)
4-Game Series:	
33	vs. NJ (2005 FR)
5-Game Series:	
48	vs. ORL (1997 FR)
6-Game Series:	
47	vs. CHI (2006 FR)
7-Game Series:	
64	vs. SA (2013 NBA Finals)

3-PT. FIELD GOALS ATTEMPTED

3-Game Series:	
70	vs. CHI (1996 FR)
4-Game Series:	
87	vs. MIL (2013 FR)
5-Game Series:	
128	vs. ORL (1997 FR)
6-Game Series:	
139	vs. CHI (2006 FR)
7-Game Series:	
155	vs. BOS (2012 ECF)

3-PT. FIELD GOAL PERCENTAGE

3-Game Series:	
.447 (16-38)	vs. CHI (1992 FR)
4-Game Series:	
.485 (33-68)	vs. NJ (2005 FR)
5-Game Series:	
.429 (42-98)	vs. OKC (2012 NBA Finals)
6-Game Series:	
.346 (45-130)	vs. DAL (2011 NBA Finals)
7-Game Series:	
.432 (64-148)	vs. SA (2013 NBA Finals)

FREE THROWS MADE

3-Game Series:	
65	vs. CHI (1992 FR)
4-Game Series:	
95	vs. NJ (2005 FR)
5-Game Series:	
121	vs. NJ (2006 ECS)
6-Game Series:	
125	vs. DAL (2006 NBA Finals)
7-Game Series:	
143	vs. NY (1997 ECS)

FREE THROWS ATTEMPTED

3-Game Series:	
89	vs. CHI (1992 FR)
4-Game Series:	
145	vs. NJ (2005 FR)
5-Game Series:	
174	vs. NJ (2006 ECS)
6-Game Series:	
207	vs. DAL (2006 NBA Finals)
7-Game Series:	
212	vs. NY (1997 ECS)

FREE THROW PERCENTAGE

3-Game Series:	
.730 (65-89)	vs. CHI (1992 FR)
4-Game Series:	
.738 (76-103)	vs. MIL (2013 FR)
5-Game Series:	
.827 (115-139)	vs. CHI (2011 ECF)
6-Game Series:	
.774 (120-155)	vs. IND (2004 ECS)
7-Game Series:	
.816 (129-158)	vs. ATL (2009 FR)

OFFENSIVE REBOUNDS

3-Game Series:	
34	vs. CHI (1996 FR)
4-Game Series:	
43	vs. MIL (2013 FR)
5-Game Series:	
77	vs. ATL (1994 FR)
6-Game Series:	
67	vs. CHI (2006 FR)
7-Game Series:	
84	vs. NO (2004 FR)

DEFENSIVE REBOUNDS

3-Game Series:	
99	vs. DET (2000 FR)
4-Game Series:	
144	vs. NJ (2005 FR)
5-Game Series:	
169	vs. PHI (2011 FR)
6-Game Series:	
200	vs. DAL (2006 NBA Finals)
7-Game Series:	
230	vs. NY (2000 ECS)

TOTAL REBOUNDS

3-Game Series:	
124	vs. DET (2000 FR)
4-Game Series:	
179	vs. NJ (2005 FR)
5-Game Series:	
236	vs. PHI (2011 FR)
6-Game Series:	
263	vs. DAL (2006 NBA Finals)
7-Game Series:	
310	vs. NY (2000 ECS)

HEAT SERIES RECORDS – TEAM HIGHS

ASSISTS

3-Game Series:	
64.....	vs. DET (2000 FR)
4-Game Series:	
94.....	vs. MIL (2013 FR)
5-Game Series:	
114.....	vs. CHI (2013 ECS)
6-Game Series:	
117.....	vs. DAL (2011 NBA Finals)
7-Game Series:	
148.....	vs. SA (2013 NBA Finals)

STEALS

3-Game Series:	
28.....	vs. DET (2000 FR)
4-Game Series:	
37.....	vs. MIL (2013 FR)
5-Game Series:	
46.....	vs. NY (2012 FR)
6-Game Series:	
48.....	vs. DAL (2011 NBA Finals)
7-Game Series:	
61.....	vs. SA (2013 NBA Finals)

BLOCKED SHOTS

3-Game Series:	
22.....	vs. DET (2000 FR)
4-Game Series:	
24.....	vs. WAS (2005 ECS)
5-Game Series:	
38.....	vs. CHI (2011 ECF)
6-Game Series:	
39.....	vs. IND (2012 ECS)
7-Game Series:	
48.....	vs. DET (2005 ECF)

TURNOVERS

3-Game Series:	
63.....	vs. CHI (1996 FR)
4-Game Series:	
70.....	vs. WAS (2005 ECS)
5-Game Series:	
92.....	vs. CHI (1997 ECF)
6-Game Series:	
98.....	vs. DAL (2006 NBA Finals)
7-Game Series:	
115.....	vs. NY (1997 ECS)

PERSONAL FOULS

3-Game Series:	
89.....	vs. DET (2000 FR)
4-Game Series:	
105.....	vs. WAS (2005 ECS)
105.....	vs. NJ (2005 FR)
5-Game Series:	
127.....	vs. NY (1998 FR)
127.....	vs. CHI (1997 ECF)
6-Game Series:	
157.....	vs. CHI (2006 FR)
7-Game Series:	
171.....	vs. NY (2000 ECS)

BENCH SCORING

3-Game Series:	
106 points (35.3 ppg).....	vs. CHH (2001 FR)
4-Game Series:	
149 points (37.3 ppg).....	vs. MIL (2013 FR)
5-Game Series:	
175 points (35.0 ppg).....	vs. CHI (2013 ECS)
6-Game Series:	
133 points (22.2 ppg).....	vs. CHI (2006 FR)
7-Game Series:	
193 points (27.6 ppg).....	vs. SA (2013 NBA Finals)

POINTS OFF TURNOVERS

3-Game Series:	
54 points (18.0 ppg).....	vs. CHI (1992 FR)
4-Game Series:	
66 points (16.5 ppg).....	vs. MIL (2013 FR)
5-Game Series:	
113 points (22.6 ppg).....	vs. NY (2012 FR)
6-Game Series:	
106 points (17.7 ppg).....	vs. CHI (2006 FR)
7-Game Series:	
134 points (19.1 ppg).....	vs. SA (2013 NBA Finals)

DUNKS

3-Game Series:	
19.....	vs. CHI (1992 FR)
4-Game Series:	
25.....	vs. CHI (2007 FR)
25.....	vs. NJ (2005 FR)
5-Game Series:	
26.....	vs. NJ (2006 ECS)
6-Game Series:	
36.....	vs. DET (2006 ECF)
36.....	vs. CHI (2006 FR)
7-Game Series:	
45.....	vs. DET (2005 ECF)

Management

Players

12/13 Review

Records

Playoffs

History

All-Time Roster

NBA/NBADL

Opponents

Media

HEAT SERIES RECORDS – TEAM LOWS

POINTS

3-Game Series:

235..... vs. CHH (2001 FR)

4-Game Series:

355..... vs. CHI (2007 FR)

5-Game Series:

393..... vs. CHI (1997 ECF)

6-Game Series:

508..... vs. IND (2004 ECS)

7-Game Series:

562..... vs. NY (2000 ECS)

SCORING AVERAGE

3-Game Series:

78.3 ppg..... vs. CHH (2001 FR)

4-Game Series:

88.8 ppg..... vs. CHI (2007 FR)

5-Game Series:

78.6 ppg..... vs. CHI (1997 ECF)

6-Game Series:

84.7 ppg..... vs. IND (2004 ECS)

7-Game Series:

80.3 ppg..... vs. NY (2000 ECS)

FIELD GOALS MADE

3-Game Series:

89..... vs. CHH (2001 FR)

4-Game Series:

133..... vs. CHI (2007 FR)

5-Game Series:

131..... vs. CHI (1997 ECF)

6-Game Series:

184..... vs. IND (2004 ECS)

7-Game Series:

204..... vs. NY (1997 ECS)

FIELD GOALS ATTEMPTED

3-Game Series:

215..... vs. DET (2000 FR)

4-Game Series:

298..... vs. MIL (2013 FR)

5-Game Series:

340..... vs. NY (1999 FR)

6-Game Series:

402..... vs. DET (2006 ECF)

7-Game Series:

487..... vs. ATL (2009 FR)

FIELD GOAL PERCENTAGE

3-Game Series:

.410 (89-217)..... vs. CHH (2001 FR)

4-Game Series:

.455 (133-299)..... vs. CHI (2007 FR)

5-Game Series:

.384 (131-341)..... vs. CHI (1997 ECF)

6-Game Series:

.413 (184-445)..... vs. IND (2004 ECS)

7-Game Series:

.395 (206-522)..... vs. NY (2000 ECS)

3-PT. FIELD GOALS MADE

3-Game Series:

14..... vs. DET (2000 FR)

4-Game Series:

22..... vs. CHI (2007 FR)

5-Game Series:

17..... vs. ATL (1994 FR)

6-Game Series:

20..... vs. IND (2004 ECS)

7-Game Series:

25..... vs. DET (2005 ECF)

3-PT. FIELD GOALS ATTEMPTED

3-Game Series:

34..... vs. DET (2000 FR)

4-Game Series:

68..... vs. CHI (2007 FR)

68..... vs. NJ (2005 FR)

5-Game Series:

58..... vs. CHI (2011 ECF)

6-Game Series:

64..... vs. IND (2004 ECS)

7-Game Series:

82..... vs. DET (2005 ECF)

3-PT. FIELD GOAL PERCENTAGE

3-Game Series:

.314 (22-70)..... vs. CHI (1996 FR)

4-Game Series:

.322 (28-87)..... vs. MIL (2013 FR)

5-Game Series:

.266 (17-64)..... vs. ATL (1994 FR)

6-Game Series:

.289 (26-90)..... vs. IND (2012 ECS)

7-Game Series:

.255 (28-110)..... vs. NO (2004 FR)

FREE THROWS MADE

3-Game Series:

41..... vs. CHH (2001 FR)

4-Game Series:

67..... vs. CHI (2007 FR)

5-Game Series:

68..... vs. BOS (2010 FR)

6-Game Series:

97..... vs. DET (2006 ECF)

7-Game Series:

91..... vs. SA (2013 NBA Finals)

FREE THROWS ATTEMPTED

3-Game Series:

58..... vs. CHH (2001 FR)

4-Game Series:

103..... vs. MIL (2013 FR)

5-Game Series:

93..... vs. BOS (2010 FR)

6-Game Series:

148..... vs. DAL (2011 NBA Finals)

7-Game Series:

118..... vs. SA (2013 NBA Finals)

HEAT SERIES RECORDS – TEAM LOWS

FREE THROW PERCENTAGE

3-Game Series:	
.685 (50-73)	vs. DET (2000 FR)
4-Game Series:	
.615 (67-109)	vs. CHI (2007 FR)
5-Game Series:	
.682 (101-148)	vs. NY (1998 FR)
6-Game Series:	
.604 (125-207)	vs. DAL (2006 NBA Finals)
7-Game Series:	
.675 (129-191)	vs. DET (2005 ECF)
.675 (143-212)	vs. NY (1997 ECS)

OFFENSIVE REBOUNDS

3-Game Series:	
22	vs. CHH (2001 FR)
4-Game Series:	
32	vs. CHI (2007 FR)
5-Game Series:	
35	vs. CHI (2011 ECF)
6-Game Series:	
48	vs. DET (2006 ECF)
7-Game Series:	
49	vs. DET (2005 ECF)

DEFENSIVE REBOUNDS

3-Game Series:	
66	vs. CHI (1992 FR)
4-Game Series:	
113	vs. CHI (2007 FR)
5-Game Series:	
137	vs. NY (1999 FR)
6-Game Series:	
167	vs. DAL (2011 NBA Finals)
7-Game Series:	
170	vs. SA (2013 NBA Finals)

TOTAL REBOUNDS

3-Game Series:	
99	vs. CHI (1992 FR)
4-Game Series:	
145	vs. CHI (2007 FR)
5-Game Series:	
178	vs. NY (1999 FR)
6-Game Series:	
231	vs. DAL (2011 NBA Finals)
7-Game Series:	
244	vs. IND (2013 ECF)

ASSISTS

3-Game Series:	
50	vs. CHH (2001 FR)
4-Game Series:	
71	vs. CHI (2007 FR)
5-Game Series:	
68	vs. CHI (1997 ECF)
6-Game Series:	
92	vs. IND (2012 ECS)
7-Game Series:	
105	vs. ATL (2009 FR)

STEALS

3-Game Series:	
15	vs. CHH (2001 FR)
4-Game Series:	
24	vs. NJ (2005 FR)
5-Game Series:	
25	vs. CHI (1997 ECF)
6-Game Series:	
35	vs. DET (2006 ECF)
7-Game Series:	
33	vs. DET (2005 ECF)

BLOCKED SHOTS

3-Game Series:	
5	vs. CHI (1996 FR)
4-Game Series:	
14	vs. NJ (2005 FR)
5-Game Series:	
14	vs. NJ (2006 ECS)
6-Game Series:	
23	vs. DAL (2006 NBA Finals)
7-Game Series:	
28	vs. NO (2004 FR)

TURNOVERS

3-Game Series:	
44	vs. CHI (1992 FR)
4-Game Series:	
59	vs. CHI (2007 FR)
5-Game Series:	
57	vs. PHI (2011 FR)
6-Game Series:	
77	vs. IND (2012 ECS)
7-Game Series:	
83	vs. IND (2013 ECF)

PERSONAL FOULS

3-Game Series:	
68	vs. CHI (1992 FR)
4-Game Series:	
81	vs. MIL (2013 FR)
5-Game Series:	
74	vs. PHI (2011 FR)
6-Game Series:	
128	vs. DAL (2011 NBA Finals)
7-Game Series:	
145	vs. SA (2013 NBA Finals)

Management

Players

12/13 Review

Records

Playoffs

History

All-Time Roster

NBA/NBADL

Opponents

Media

HEAT SERIES RECORDS – TEAM LOWS

BENCH SCORING

3-Game Series:	
58 points (19.3 ppg).....	vs. CHI (1992 FR)
4-Game Series:	
78 points (19.5 ppg).....	vs. WAS (2005 ECS)
5-Game Series:	
77 points (15.4 ppg).....	vs. OKC (2012 NBA Finals)
77 points (15.4 ppg).....	vs. NY (1998 FR)
6-Game Series:	
85 points (14.2 ppg).....	vs. DET (2006 ECF)
7-Game Series:	
98 points (14.0 ppg).....	vs. NO (2004 FR)

POINTS OFF TURNOVERS

3-Game Series:	
38 points (12.7 ppg).....	vs. CHH (2001 FR)
4-Game Series:	
55 points (13.8 ppg).....	vs. WAS (2005 ECS)
5-Game Series:	
57 points (11.4 ppg).....	vs. NY (1999 FR)
6-Game Series:	
73 points (12.2 ppg).....	vs. DET (2006 ECF)
7-Game Series:	
73 points (10.4 ppg).....	vs. DET (2005 ECF)

DUNKS

3-Game Series:	
1.....	vs. CHH (2001 FR)
4-Game Series:	
23.....	vs. MIL (2013 FR)
5-Game Series:	
9.....	vs. CHI (1997 ECF)
6-Game Series:	
16.....	vs. IND (2004 ECS)
7-Game Series:	
14.....	vs. SA (2013 NBA Finals)

ABBREVIATIONS

ECF.....	Eastern Conference Finals
ECS.....	Eastern Conference Semifinals
FR.....	First Round

OPPONENT SERIES RECORDS – INDIVIDUAL HIGHS

MINUTES PLAYED

3-Game Series:	
124.....	Scottie Pippen, vs. CHI (1992 FR)
4-Game Series:	
182.....	Jason Kidd, vs. NJ (2005 FR)
5-Game Series:	
221.....	Jimmy Butler, vs. CHI (2013 ECS)
6-Game Series:	
262.....	Dirk Nowitzki, vs. DAL (2006 NBA Finals)
7-Game Series:	
316.....	Rajon Rondo, vs. BOS (2012 ECF)

POINTS

3-Game Series:	
135.....	Michael Jordan, vs. CHI (1992 FR)
4-Game Series:	
107.....	Vince Carter, vs. NJ (2005 FR)
5-Game Series:	
155.....	Anfernee Hardaway, vs. ORL (1997 FR)
6-Game Series:	
137.....	Dirk Nowitzki, vs. DAL (2006 NBA Finals)
7-Game Series:	
165.....	Richard Hamilton, vs. DET (2005 ECF)

SCORING AVERAGE

3-Game Series:	
45.0 ppg.....	Michael Jordan, vs. CHI (1992 FR)
4-Game Series:	
26.8 ppg.....	Vince Carter, vs. NJ (2005 FR)
5-Game Series:	
31.0 ppg.....	Anfernee Hardaway, vs. ORL (1997 FR)
6-Game Series:	
26.0 ppg.....	Dirk Nowitzki, vs. DAL (2011 NBA Finals)
7-Game Series:	
23.7 ppg*.....	Patrick Ewing, vs. NY (1997 ECS)
*Only appeared in six of the seven games, average is for the six games he played	

FIELD GOALS MADE

3-Game Series:	
53.....	Michael Jordan, vs. CHI (1992 FR)
4-Game Series:	
44.....	Luol Deng, vs. CHI (2007 FR)
5-Game Series:	
57.....	Kevin Durant, vs. OKC (2012 NBA Finals)
6-Game Series:	
54.....	Jason Terry, vs. DAL (2006 NBA Finals)
7-Game Series:	
63.....	Richard Hamilton, vs. DET (2005 ECF)

OPPONENT SERIES RECORDS – INDIVIDUAL HIGHS

FIELD GOALS ATTEMPTED

3-Game Series:
87.....Michael Jordan, vs. CHI (1992 FR)

4-Game Series:
96.....Vince Carter, vs. NJ (2005 FR)

5-Game Series:
137.....Michael Jordan, vs. CHI (1997 ECF)

6-Game Series:
125.....Dirk Nowitzki, vs. DAL (2011 NBA Finals)

7-Game Series:
133.....Richard Hamilton, vs. DET (2005 ECF)

FIELD GOAL PERCENTAGE (MIN. 4 FGM/GAME)

3-Game Series:
.684 (13-19).....Ron Harper, vs. CHI (1996 FR)

4-Game Series:
.579 (44-76).....Luol Deng, vs. CHI (2007 FR)

5-Game Series:
.578* (26-45).....Kevin Garnett, vs. BOS (2010 FR)

6-Game Series:
.560 (47-84).....Andres Nocioni, vs. CHI (2006 FR)

7-Game Series:
.557 (59-106).....Roy Hibbert, vs. IND (2013 ECF)

3-PT. FIELD GOALS MADE

3-Game Series:
6.....Terry Mills, vs. DET (2000 FR)

4-Game Series:
11.....Jason Kidd, vs. NJ (2005 FR)

5-Game Series:
19.....Ray Allen, vs. BOS (2010 FR)

6-Game Series:
15.....Ben Gordon, vs. CHI (2006 FR)

7-Game Series:
27.....Danny Green, vs. SA (2013 NBA Finals)

3-PT. FIELD GOALS ATTEMPTED

3-Game Series:
16.....Toni Kukoc, vs. CHI (1996 FR)

4-Game Series:
35.....Gilbert Arenas, vs. WAS (2005 ECS)

5-Game Series:
36.....Ray Allen, vs. BOS (2010 FR)

6-Game Series:
41.....Jason Terry, vs. DAL (2006 NBA Finals)
41.....Ben Gordon, vs. CHI (2006 FR)

7-Game Series:
49.....Danny Green, vs. SA (2013 NBA Finals)
49.....Baron Davis, vs. NO (2004 FR)

3-PT. FIELD GOAL PERCENTAGE (MIN. 1.5 3-PT. FGM/GAME)

3-Game Series:
.667 (6-9).....Terry Mills, vs. DET (2000 FR)

4-Game Series:
.474 (9-19).....Andres Nocioni, vs. CHI (2007 FR)

5-Game Series:
.571 (8-14).....Richard Jefferson, vs. NJ (2006 ECS)

6-Game Series:
.565 (13-23).....DeShawn Stevenson, vs. DAL (2011 NBA Finals)

7-Game Series:
.551 (27-49).....Danny Green, vs. SA (2013 NBA Finals)

FREE THROWS MADE

3-Game Series:
29.....Michael Jordan, vs. CHI (1992 FR)

4-Game Series:
32.....Gilbert Arenas, vs. WAS (2005 ECS)

5-Game Series:
43.....Michael Jordan, vs. CHI (1997 ECF)

6-Game Series:
49.....Dirk Nowitzki, vs. DAL (2006 NBA Finals)

7-Game Series:
37.....Roy Hibbert, vs. IND (2013 ECF)
37.....Richard Hamilton, vs. DET (2005 ECF)
37.....Latrell Sprewell, vs. NY (2000 ECS)

FREE THROWS ATTEMPTED

3-Game Series:
32.....Michael Jordan, vs. CHI (1992 FR)

4-Game Series:
47.....Gilbert Arenas, vs. WAS (2005 ECS)

5-Game Series:
54.....Anfernee Hardaway, vs. ORL (1997 FR)

6-Game Series:
55.....Dirk Nowitzki, vs. DAL (2006 NBA Finals)

7-Game Series:
47.....Richard Hamilton, vs. DET (2005 ECF)

FREE THROW PERCENTAGE (MIN. 2 FTM/GAME)

3-Game Series:
1.000 (8-8).....Mikki Moore, vs. DET (2000 FR)
1.000 (6-6).....B.J. Armstrong, vs. CHI (1992 FR)

4-Game Series:
.889 (8-9).....Mike Dunleavy, vs. MIL (2013 FR)
.889 (8-9).....Travis Best, vs. NJ (2005 FR)

5-Game Series:
.952 (20-21).....Jimmy Butler, vs. CHI (2013 ECS)

6-Game Series:
.978 (45-46).....Dirk Nowitzki, vs. DAL (2011 NBA Finals)

7-Game Series:
.947 (18-19).....Mike Bibby, vs. ATL (2009 FR)

OFFENSIVE REBOUNDS

3-Game Series:
13.....Horace Grant, vs. CHI (1992 FR)

4-Game Series:
15.....Brendan Haywood, vs. WAS (2005 ECS)

5-Game Series:
24.....Dennis Rodman, vs. CHI (1997 ECF)

6-Game Series:
24.....Tyson Chandler, vs. DAL (2011 NBA Finals)

7-Game Series:
35.....Roy Hibbert, vs. IND (2013 ECF)

OPPONENT SERIES RECORDS – INDIVIDUAL HIGHS

DEFENSIVE REBOUNDS

3-Game Series:	
23.....	Scottie Pippen, vs. CHI (1996 FR)
23.....	Michael Jordan, vs. CHI (1992 FR)
4-Game Series:	
29.....	Ben Wallace, vs. CHI (2007 FR)
5-Game Series:	
51.....	Kevin Willis, vs. ATL (1994 FR)
6-Game Series:	
56.....	Dirk Nowitzki, vs. DAL (2011 NBA Finals)
7-Game Series:	
59.....	Tim Duncan, vs. SA (2013 NBA Finals)

TOTAL REBOUNDS

3-Game Series:	
34.....	Scottie Pippen, vs. CHI (1996 FR)
4-Game Series:	
39.....	Ben Wallace, vs. CHI (2007 FR)
5-Game Series:	
69.....	Kevin Willis, vs. ATL (1994 FR)
6-Game Series:	
69.....	Roy Hibbert, vs. IND (2012 ECS)
7-Game Series:	
85.....	Tim Duncan, vs. SA (2013 NBA Finals)

ASSISTS

3-Game Series:	
21.....	Scottie Pippen, vs. CHI (1996 FR)
21.....	Scottie Pippen, vs. CHI (1992 FR)
4-Game Series:	
29.....	Jason Kidd, vs. NJ (2005 FR)
5-Game Series:	
51.....	Rajon Rondo, vs. BOS (2010 FR)
6-Game Series:	
46.....	Kirk Hinrich, vs. CHI (2006 FR)
7-Game Series:	
79.....	Rajon Rondo, vs. BOS (2012 ECF)

STEALS

3-Game Series:	
9.....	Scottie Pippen, vs. CHI (1996 FR)
9.....	Michael Jordan, vs. CHI (1992 FR)
4-Game Series:	
11.....	Gilbert Arenas, vs. WAS (2005 ECS)
5-Game Series:	
12.....	Rajon Rondo, vs. BOS (2010 FR)
12.....	Charlie Ward, vs. NY (1998 FR)
12.....	Anfernee Hardaway, vs. ORL (1997 FR)
6-Game Series:	
14.....	Jamaal Tinsley, vs. IND (2004 ECS)
7-Game Series:	
16.....	Charles Oakley, vs. NY (1997 ECS)

BLOCKED SHOTS

3-Game Series:	
5.....	Scottie Pippen, vs. CHI (1996 FR)
4-Game Series:	
9.....	Brendan Haywood, vs. WAS (2005 ECS)
5-Game Series:	
11.....	Kendrick Perkins, vs. BOS (2010 FR)
6-Game Series:	
15.....	Roy Hibbert, vs. IND (2012 ECS)
7-Game Series:	
13.....	Josh Smith, vs. ATL (2009 FR)
13.....	Patrick Ewing, vs. NY (1997 ECS)

TURNOVERS

3-Game Series:	
14.....	Jerry Stackhouse, vs. DET (2000 FR)
4-Game Series:	
19.....	Ben Gordon, vs. CHI (2007 FR)
5-Game Series:	
19.....	Kevin Durant, vs. OKC (2012 NBA Finals)
19.....	Derrick Rose, vs. CHI (2011 ECF)
6-Game Series:	
24.....	Kirk Hinrich, vs. CHI (2006 FR)
7-Game Series:	
32.....	Paul George, vs. IND (2013 ECF)

PERSONAL FOULS

3-Game Series:	
14.....	Christian Laettner, vs. DET (2000 FR)
4-Game Series:	
20.....	Nenad Krstic, vs. NJ (2005 FR)
20.....	Cliff Robinson, vs. NJ (2005 FR)
5-Game Series:	
27.....	Jason Collins, vs. NJ (2006 ECS)
6-Game Series:	
29.....	Tyson Chandler, vs. CHI (2006 FR)
7-Game Series:	
31.....	Chris Childs, vs. NY (1997 ECS)

DUNKS

3-Game Series:	
10.....	Michael Jordan, vs. CHI (1992 FR)
4-Game Series:	
9.....	Richard Jefferson, vs. NJ (2005 FR)
5-Game Series:	
10.....	Kevin Durant, vs. OKC (2012 NBA Finals)
6-Game Series:	
8.....	Erick Dampier, vs. DAL (2006 NBA Finals)
7-Game Series:	
14.....	Josh Smith, vs. ATL (2009 FR)

OPPONENT SERIES RECORDS – TEAM HIGHS

POINTS

3-Game Series:	
352.....	vs. CHI (1992 FR)
4-Game Series:	
399.....	vs. CHI (2007 FR)
5-Game Series:	
490.....	vs. OKC (2012 NBA Finals)
6-Game Series:	
590.....	vs. CHI (2006 FR)
7-Game Series:	
684.....	vs. SA (2013 NBA Finals)

SCORING AVERAGE

3-Game Series:	
117.3 ppg.....	vs. CHI (1992 FR)
4-Game Series:	
99.8 ppg.....	vs. CHI (2007 FR)
5-Game Series:	
98.0 ppg.....	vs. OKC (2012 NBA Finals)
6-Game Series:	
98.3 ppg.....	vs. CHI (2006 FR)
7-Game Series:	
97.7 ppg.....	vs. SA (2013 NBA Finals)

FIELD GOALS MADE

3-Game Series:	
136.....	vs. CHI (1992 FR)
4-Game Series:	
145.....	vs. CHI (2007 FR)
5-Game Series:	
184.....	vs. ATL (1994 FR)
6-Game Series:	
204.....	vs. CHI (2006 FR)
7-Game Series:	
251.....	vs. SA (2013 NBA Finals)

FIELD GOALS ATTEMPTED

3-Game Series:	
254.....	vs. CHI (1992 FR)
4-Game Series:	
339.....	vs. NJ (2005 FR)
5-Game Series:	
414.....	vs. CHI (2011 ECF)
6-Game Series:	
469.....	vs. DAL (2006 NBA Finals)
7-Game Series:	
564.....	vs. DET (2005 ECF)

FIELD GOAL PERCENTAGE

3-Game Series:	
.535 (136-254).....	vs. CHI (1992 FR)
4-Game Series:	
.460 (145-315).....	vs. CHI (2007 FR)
5-Game Series:	
.474 (173-365).....	vs. BOS (2010 FR)
6-Game Series:	
.454 (198-436).....	vs. DAL (2011 NBA Finals)
7-Game Series:	
.456 (230-504).....	vs. IND (2013 ECF)

3-PT. FIELD GOALS MADE

3-Game Series:	
18.....	vs. CHI (1996 FR)
4-Game Series:	
28.....	vs. CHI (2007 FR)
5-Game Series:	
39.....	vs. BOS (2011 ECS)
6-Game Series:	
51.....	vs. DAL (2011 NBA Finals)
7-Game Series:	
61.....	vs. SA (2013 NBA Finals)

3-PT. FIELD GOALS ATTEMPTED

3-Game Series:	
58.....	vs. CHI (1996 FR)
4-Game Series:	
92.....	vs. MIL (2013 FR)
5-Game Series:	
105.....	vs. OKC (2012 NBA Finals)
6-Game Series:	
124.....	vs. DAL (2011 NBA Finals)
7-Game Series:	
150.....	vs. SA (2013 NBA Finals)

3-PT. FIELD GOAL PERCENTAGE

3-Game Series:	
.444 (4-9).....	vs. CHI (1996 FR)
4-Game Series:	
.400 (28-70).....	vs. CHI (2007 FR)
5-Game Series:	
.464 (39-84).....	vs. BOS (2011 ECS)
6-Game Series:	
.411 (51-124).....	vs. DAL (2011 NBA Finals)
7-Game Series:	
.407 (61-150).....	vs. SA (2013 NBA Finals)

FREE THROWS MADE

3-Game Series:	
81.....	vs. CHH (2001 FR)
4-Game Series:	
94.....	vs. NJ (2005 FR)
5-Game Series:	
115.....	vs. NY (1998 FR)
6-Game Series:	
135.....	vs. CHI (2006 FR)
7-Game Series:	
143.....	vs. IND (2013 ECF)

FREE THROWS ATTEMPTED

3-Game Series:	
102.....	vs. CHH (2001 FR)
102.....	vs. CHI (1996 FR)
4-Game Series:	
125.....	vs. NJ (2005 FR)
5-Game Series:	
146.....	vs. NY (1998 FR)
6-Game Series:	
185.....	vs. IND (2004 ECS)
7-Game Series:	
194.....	vs. IND (2013 ECF)

Management

Players

12/13 Review

Records

Playoffs

History

All-Time Roster

NBA/NBADL

Opponents

Media

OPPONENT SERIES RECORDS – TEAM HIGHS

FREE THROW PERCENTAGE

3-Game Series:	
809 (76-94)	vs. CHI (1992 FR)
4-Game Series:	
810 (81-100)	vs. CHI (2007 FR)
5-Game Series:	
792 (84-106)	vs. BOS (2011 ECS)
6-Game Series:	
787 (122-155)	vs. DAL (2006 NBA Finals)
7-Game Series:	
800 (136-170)	vs. NY (1997 ECS)

OFFENSIVE REBOUNDS

3-Game Series:	
48	vs. CHI (1992 FR)
4-Game Series:	
52	vs. WAS (2005 ECS)
52	vs. NJ (2005 FR)
5-Game Series:	
86	vs. CHI (1997 ECF)
6-Game Series:	
70	vs. IND (2012 ECS)
7-Game Series:	
90	vs. IND (2013 ECF)

DEFENSIVE REBOUNDS

3-Game Series:	
95	vs. CHH (2001 FR)
4-Game Series:	
131	vs. CHI (2007 FR)
5-Game Series:	
161	vs. BOS (2010 FR)
6-Game Series:	
190	vs. DAL (2006 NBA Finals)
7-Game Series:	
219	vs. SA (2013 NBA Finals)

TOTAL REBOUNDS

3-Game Series:	
136	vs. CHI (1992 FR)
4-Game Series:	
171	vs. NJ (2005 FR)
5-Game Series:	
237	vs. CHI (1997 ECF)
6-Game Series:	
251	vs. DAL (2006 NBA Finals)
7-Game Series:	
298	vs. IND (2013 ECF)

ASSISTS

3-Game Series:	
86	vs. CHI (1992 FR)
4-Game Series:	
93	vs. CHI (2007 FR)
5-Game Series:	
127	vs. ATL (1994 FR)
6-Game Series:	
110	vs. CHI (2006 FR)
7-Game Series:	
147	vs. DET (2005 ECF)

STEALS

3-Game Series:	
37	vs. CHH (2001 FR)
4-Game Series:	
40	vs. MIL (2013 FR)
5-Game Series:	
54	vs. CHI (1997 ECF)
6-Game Series:	
44	vs. DAL (2006 NBA Finals)
7-Game Series:	
65	vs. NY (1997 ECS)

BLOCKED SHOTS

3-Game Series:	
15	vs. CHI (1992 FR)
4-Game Series:	
19	vs. WAS (2005 ECS)
5-Game Series:	
28	vs. CHI (2011 ECF)
6-Game Series:	
33	vs. IND (2004 ECS)
7-Game Series:	
32	vs. NO (2004 FR)

TURNOVERS

3-Game Series:	
51	vs. DET (2000 FR)
4-Game Series:	
65	vs. MIL (2013 FR)
5-Game Series:	
92	vs. NY (2012 FR)
6-Game Series:	
96	vs. IND (2012 ECS)
7-Game Series:	
121	vs. IND (2013 ECF)

PERSONAL FOULS

3-Game Series:	
74	vs. DET (2000 FR)
4-Game Series:	
123	vs. NJ (2005 FR)
5-Game Series:	
142	vs. NJ (2006 ECS)
6-Game Series:	
164	vs. DAL (2006 NBA Finals)
7-Game Series:	
170	vs. BOS (2012 ECF)

BENCH SCORING

3-Game Series:	
84 points (28.0 ppg)	vs. CHI (1992 FR)
4-Game Series:	
109 (27.3 ppg)	vs. MIL (2013 FR)
5-Game Series:	
162 points (32.4 ppg)	vs. PHI (2011 FR)
6-Game Series:	
168 points (28.0 ppg)	vs. DAL (2011 NBA Finals)
7-Game Series:	
168 (24.0 ppg)	vs. SA (2013 NBA Finals)

OPPONENT SERIES RECORDS – TEAM HIGHS

POINTS OFF TURNOVERS

3-Game Series:	
84 points (28.0 ppg)	vs. CHI (1996 FR)
4-Game Series:	
88 points (22.0 ppg)	vs. MIL (2013 FR)
5-Game Series:	
116 points (23.2 ppg)	vs. BOS (2010 FR)
6-Game Series:	
123 points (20.5 ppg)	vs. DAL (2006 NBA Finals)
7-Game Series:	
117 points (16.7 ppg)	vs. NY (1997 ECS)

DUNKS

3-Game Series:	
23	vs. CHI (1992 FR)
4-Game Series:	
14	vs. NJ (2005 FR)
5-Game Series:	
26	vs. OKC (2012 NBA Finals)
6-Game Series:	
20	vs. DAL (2006 NBA Finals)
7-Game Series:	
31	vs. ATL (2009 FR)

OPPONENT SERIES RECORDS – TEAM LOWS

POINTS

3-Game Series:	
239	vs. DET (2000 FR)
4-Game Series:	
341	vs. MIL (2013 FR)
5-Game Series:	
414	vs. NY (2012 FR)
6-Game Series:	
508	vs. DET (2006 ECF)
7-Game Series:	
564	vs. NO (2004 FR)

SCORING AVERAGE

3-Game Series:	
79.7 ppg	vs. DET (2000 FR)
4-Game Series:	
85.3 ppg	vs. MIL (2013 FR)
5-Game Series:	
82.8 ppg	vs. NY (2012 FR)
6-Game Series:	
84.7 ppg	vs. DET (2006 ECF)
7-Game Series:	
80.6 ppg	vs. NO (2004 FR)

FIELD GOALS MADE

3-Game Series:	
84	vs. DET (2000 FR)
4-Game Series:	
133	vs. MIL (2013 FR)
133	vs. WAS (2005 ECS)
5-Game Series:	
145	vs. CHI (2013 ECS)
6-Game Series:	
180	vs. IND (2004 ECS)
7-Game Series:	
204	vs. NY (2000 ECS)

FIELD GOALS ATTEMPTED

3-Game Series:	
208	vs. DET (2000 FR)
4-Game Series:	
307	vs. MIL (2013 FR)
5-Game Series:	
356	vs. NY (1999 FR)
6-Game Series:	
417	vs. IND (2004 ECS)
7-Game Series:	
504	vs. IND (2013 ECF)



Chris Bosh has played a key role in Miami's back-to-back championships in 2012 and 2013.

OPPONENT SERIES RECORDS – TEAM LOWS

FIELD GOAL PERCENTAGE

3-Game Series:	
.404 (84-208)	vs. DET (2000 FR)
4-Game Series:	
.395 (134-339)	vs. NJ (2005 FR)
5-Game Series:	
.391 (162-414)	vs. CHI (2011 ECF)
6-Game Series:	
.397 (181-456)	vs. DET (2006 ECF)
7-Game Series:	
.384 (205-534)	vs. NO (2004 FR)

3-PT. FIELD GOALS MADE

3-Game Series:	
4	vs. CHI (1992 FR)
4-Game Series:	
24	vs. MIL (2013 FR)
5-Game Series:	
17	vs. ATL (1994 FR)
6-Game Series:	
32	vs. DET (2006 ECF)
7-Game Series:	
26	vs. NY (2000 ECS)

3-PT. FIELD GOALS ATTEMPTED

3-Game Series:	
9	vs. CHI (1992 FR)
4-Game Series:	
70	vs. CHI (2007 FR)
5-Game Series:	
53	vs. ATL (1994 FR)
6-Game Series:	
99	vs. IND (2004 ECS)
7-Game Series:	
79	vs. NY (2000 ECS)

3-PT. FIELD GOAL PERCENTAGE

3-Game Series:	
.310 (18-58)	vs. CHI (1996 FR)
4-Game Series:	
.261 (24-92)	vs. MIL (2013 FR)
5-Game Series:	
.259 (22-85)	vs. CHI (1997 ECF)
6-Game Series:	
.284 (33-116)	vs. DAL (2006 NBA Finals)
7-Game Series:	
.295 (36-122)	vs. BOS (2012 ECF)

FREE THROWS MADE

3-Game Series:	
58	vs. DET (2000 FR)
4-Game Series:	
51	vs. MIL (2013 FR)
5-Game Series:	
63	vs. PHI (2011 FR)
6-Game Series:	
114	vs. DET (2006 ECF)
7-Game Series:	
113	vs. NO (2004 FR)

FREE THROWS ATTEMPTED

3-Game Series:	
81	vs. DET (2000 FR)
4-Game Series:	
81	vs. MIL (2013 FR)
5-Game Series:	
87	vs. PHI (2011 FR)
6-Game Series:	
149	vs. IND (2012 ECS)
7-Game Series:	
145	vs. NO (2004 FR)

FREE THROW PERCENTAGE

3-Game Series:	
.686 (70-102)	vs. CHI (1996 FR)
4-Game Series:	
.630 (51-81)	vs. MIL (2013 FR)
5-Game Series:	
.719 (97-135)	vs. NJ (2006 ECS)
6-Game Series:	
.708 (131-185)	vs. IND (2004 ECS)
7-Game Series:	
.684 (117-171)	vs. DET (2005 ECF)

OFFENSIVE REBOUNDS

3-Game Series:	
18	vs. DET (2000 FR)
4-Game Series:	
35	vs. MIL (2013 FR)
5-Game Series:	
34	vs. BOS (2011 ECS)
6-Game Series:	
53	vs. CHI (2006 FR)
7-Game Series:	
60	vs. NY (2000 ECS)

DEFENSIVE REBOUNDS

3-Game Series:	
85	vs. DET (2000 FR)
4-Game Series:	
101	vs. WAS (2005 ECS)
5-Game Series:	
131	vs. CHI (2013 ECS)
6-Game Series:	
148	vs. DET (2006 ECF)
7-Game Series:	
184	vs. ATL (2009 FR)

TOTAL REBOUNDS

3-Game Series:	
103	vs. DET (2000 FR)
4-Game Series:	
139	vs. MIL (2013 FR)
5-Game Series:	
174	vs. BOS (2011 ECS)
6-Game Series:	
216	vs. DET (2006 ECF)
7-Game Series:	
261	vs. ATL (2009 FR)

OPPONENT SERIES RECORDS – TEAM LOWS

ASSISTS

3-Game Series:	
44.....	vs. DET (2000 FR)
4-Game Series:	
57.....	vs. WAS (2005 ECS)
5-Game Series:	
63.....	vs. NY (2012 FR)
6-Game Series:	
95.....	vs. DAL (2006 NBA Finals)
95.....	vs. DET (2006 ECF)
7-Game Series:	
95.....	vs. NY (2000 ECS)

STEALS

3-Game Series:	
18.....	vs. DET (2000 FR)
4-Game Series:	
30.....	vs. NJ (2005 FR)
5-Game Series:	
30.....	vs. NY (2012 FR)
6-Game Series:	
34.....	vs. CHI (2006 FR)
7-Game Series:	
35.....	vs. IND (2013 ECF)

BLOCKED SHOTS

3-Game Series:	
5.....	vs. DET (2000 FR)
4-Game Series:	
5.....	vs. NJ (2005 FR)
5-Game Series:	
7.....	vs. NY (1998 FR)
6-Game Series:	
15.....	vs. DET (2006 ECF)
7-Game Series:	
23.....	vs. IND (2013 ECF)
23.....	vs. BOS (2012 ECF)

TURNOVERS

3-Game Series:	
38.....	vs. CHI (1992 FR)
4-Game Series:	
52.....	vs. WAS (2005 ECS)
52.....	vs. NJ (2005 FR)
5-Game Series:	
53.....	vs. PHI (2011 FR)
6-Game Series:	
72.....	vs. DET (2006 ECF)
7-Game Series:	
74.....	vs. DET (2005 ECF)

PERSONAL FOULS

3-Game Series:	
62.....	vs. CHH (2001 FR)
4-Game Series:	
79.....	vs. MIL (2013 FR)
5-Game Series:	
94.....	vs. BOS (2010 FR)
6-Game Series:	
118.....	vs. DAL (2011 NBA Finals)
7-Game Series:	
118.....	vs. SA (2013 NBA Finals)

BENCH SCORING

3-Game Series:	
59 points (19.7 ppg).....	vs. DET (2000 FR)
4-Game Series:	
55 points (13.8 ppg).....	vs. WAS (2005 ECS)
5-Game Series:	
66 points (13.2 ppg).....	vs. NJ (2006 ECS)
6-Game Series:	
80 points (13.3 ppg).....	vs. DET (2006 ECF)
7-Game Series:	
80 points (11.4 ppg).....	vs. IND (2013 ECF)

POINTS OFF TURNOVERS

3-Game Series:	
42 points (14.0 ppg).....	vs. DET (2000 FR)
4-Game Series:	
62 points (15.5 ppg).....	vs. NJ (2005 FR)
5-Game Series:	
56 points (11.2 ppg).....	vs. IND (2013 ECF)
56 points (11.2 ppg).....	vs. PHI (2011 FR)
6-Game Series:	
74 points (12.3 ppg).....	vs. IND (2004 ECS)
7-Game Series:	
84 points (12.0 ppg).....	vs. BOS (2012 ECF)

DUNKS

3-Game Series:	
10.....	vs. CHH (2001 FR)
4-Game Series:	
3.....	vs. CHI (2007 FR)
5-Game Series:	
6.....	vs. NY (1998 FR)
6-Game Series:	
6.....	vs. CHI (2006 FR)
7-Game Series:	
9.....	vs. NY (2000 ECS)

ABBREVIATIONS

ECF.....	Eastern Conference Finals
ECS.....	Eastern Conference Semifinals
FR.....	First Round

Management

Players

12/13 Review

Records

Playoffs

History

All-Time Roster

NBA/NBADL

Opponents

Media

2013 OVERALL PLAYOFF STATISTICS

MIAMI HEAT (16-7, NBA CHAMPIONS)

PLAYER	G	GS	MIN	-FIELD GOALS-			-3-POINT FG-			-FREE THROWS-			-REBOUNDS-			AST	PF	DQ	STL	TO	BLK	PTS	AVG
				FG	FGA	PCT	FG	FGA	PCT	FT	FTA	PCT	OFF	DEF	TOT								
JAMES	23	23	960	212	432	.491	36	96	.375	136	175	.777	37	156	193	152	43	1	41	70	18	596	25.9
WADE	22	22	782	144	315	.457	1	4	.250	60	80	.750	38	64	102	105	45	1	38	58	23	349	15.9
BOSH	23	23	751	110	240	.458	15	37	.405	44	60	.733	38	129	167	34	67	0	23	27	36	279	12.1
ALLEN	23	0	573	74	172	.430	39	96	.406	47	54	.870	13	51	64	29	42	0	12	27	3	234	10.2
CHALMERS	23	23	650	76	183	.415	24	68	.353	40	53	.755	10	43	53	71	70	0	21	38	1	216	9.4
ANDERSEN	20	0	303	46	57	.807	0	0	.000	36	49	.735	32	44	76	3	53	0	9	11	22	128	6.4
COLE	21	0	418	49	102	.480	17	32	.531	14	19	.737	6	33	39	42	40	0	15	23	2	129	6.1
HASLEM	22	19	357	51	86	.593	0	0	.000	8	14	.571	26	54	80	6	54	0	15	14	5	110	5.0
BATTIER	22	0	392	27	93	.290	26	88	.295	23	28	.821	9	29	38	12	49	1	5	5	6	103	4.7
MILLER	17	5	232	21	45	.467	16	36	.444	0	0	.000	3	30	33	15	26	0	8	5	2	58	3.4
LEWIS	11	0	47	8	20	.400	0	4	.000	1	2	.500	1	6	7	4	5	0	2	6	2	17	1.5
JONES	9	0	33	3	7	.429	3	4	.750	0	0	.000	0	3	3	0	3	0	0	2	1	9	1.0
ANTHONY	14	0	71	3	10	.300	0	0	.000	0	0	.000	10	11	21	0	13	0	2	3	4	6	0.4
HEAT	23	-	5570	824	1762	.468	177	465	.381	409	534	.766	223	653	876	473	510	3	191	301	125	2234	97.1
OPPONENTS	23	-	5570	759	1741	.436	155	439	.353	413	564	.732	265	663	928	406	483	5	158	367	79	2086	90.7

DUNKS:

Miami-87 (James-28; Wade-19; Andersen-15; Bosh-13; Haslem-9; Cole-2; Lewis-1)

Opponents-62

CHARGES TAKEN:

Miami-21 (Battier-8; Haslem-4; Bosh-3; Andersen-2; Cole-2; Allen-1; Chalmers-1)

Opponents-12

TECHNICAL FOULS:

Miami-12 (James-4; Andersen-1; Chalmers-1; Fizdale-1; Wade-1; Defensive 3-Seconds-4)

Opponents-25 (Includes nine for Defensive 3-Seconds)

EJECTIONS:

Miami-0

Opponents-3

PLAYER	SINGLE-GAME HIGHS							AVERAGE PER GAME							CAREER HIGHS (C=SET, T=TIED THIS SEASON)						
	MIN	REB	AST	ST	TO	BLK	PTS	MIN	REB	AST	STL	TO	BLK	PTS	FG	FGA	FT	FTA	REB	AST	PTS
JAMES	50	18	11	4	6	3	37	41.8	8.4	6.6	1.78	3.0	0.78	25.9	20	33	18	24	19	13	49
WADE	41	10	11	6	6	2	32	35.6	4.6	4.8	1.73	2.6	1.05	15.9	17	28	21	25	13	15	46
BOSH	42	19	4	3	3	4	20	32.7	7.3	1.5	1.00	1.2	1.57	12.1	16	26	13	13	19C	9	39
ALLEN	41	7	4	2	3	1	23	24.9	2.8	1.3	0.52	1.2	0.13	10.2	18	32	11	13	11	10	51
CHALMERS	43	8	8	2	4	1	20	28.3	2.3	3.1	0.91	1.7	0.04	9.4	10	16	8C	9	11	9	25
ANDERSEN	22	9	1	3	1	3	16	15.2	3.8	0.2	0.45	0.6	1.10	6.4	7C	9	7	9	14	2	16C
COLE	30	6	4	3	5	1	18	19.9	1.9	2.0	0.71	1.1	0.10	6.1	7C	9C	4	5	6C	4C	18C
HASLEM	26	7	2	2	2	1	17	16.2	3.6	0.3	0.68	0.6	0.23	5.0	8T	14	9	10	19	4	20
BATTIER	31	4	3	2	1	1	18	17.8	1.7	0.5	0.23	0.2	0.27	4.7	7	12	6	6	10	7	23
MILLER	30	7	4	3	1	1	15	13.6	1.9	0.9	0.47	0.3	0.12	3.4	9	18	5	5	9	5	23
LEWIS	8	2	1	1	1	1	4	4.2	0.6	0.4	0.18	0.5	0.18	1.5	12	22	11	12	13	7	34
JONES	8	2	0	0	1	1	3	3.6	0.3	0.0	0.00	0.2	0.11	1.0	5	10	10	10	9	4	25
ANTHONY	29	8	0	1	2	3	2	5.1	1.5	0.0	0.14	0.2	0.29	0.4	6	7	6	6	11	2	12
HEAT	265	46	31	13	21	9	115	242.2	38.1	20.6	8.30	13.1	5.43	97.1	45C	89	38	54	56	31C	121
OPPONENTS	265	53	29	14	21	8	114	242.2	40.3	17.7	6.87	16.0	3.43	90.7	47	107	33	46	57	33	120

2013 PLAYOFF STATISTICS

First Round vs. Milwaukee (4-0)

MIAMI	G	GS	MIN	-FIELD GOALS-			-3-POINT FG-			-FREE THROWS-			-REBOUNDS-			AST	PF	DQ	STL	TO	BLK	PTS	AVG
				FG	FGA	PCT	FG	FGA	PCT	FT	FTA	PCT	OFF	DEF	TOT								
JAMES	4	4	147	37	59	.627	3	11	.273	21	30	.700	5	26	31	27	9	0	4	19	1	98	24.5
ALLEN	4	0	115	21	45	.467	13	28	.464	11	11	1.000	5	12	17	9	5	0	4	5	0	66	16.5
WADE	3	3	101	14	38	.368	0	0	.000	13	18	.722	9	12	21	19	3	0	9	12	3	41	13.7
BOSH	4	4	122	21	39	.538	3	7	.429	6	9	.667	4	28	32	4	11	0	2	7	7	51	12.8
ANDERSEN	4	0	59	13	16	.813	0	0	.000	7	12	.583	9	12	21	2	7	0	2	3	2	33	8.3
HASLEM	4	4	68	13	21	.619	0	0	.000	4	6	.667	5	14	19	0	9	0	1	5	2	30	7.5
COLE	4	0	85	9	19	.474	2	5	.400	4	4	1.000	2	6	8	8	12	0	7	4	0	24	6.0
CHALMERS	4	4	114	10	22	.455	2	8	.250	4	7	.571	3	9	12	18	11	0	7	7	1	26	6.5
BATTIER	4	0	99	5	22	.227	4	18	.222	6	6	1.000	1	7	8	3	9	0	0	1	0	20	5.0
LEWIS	3	0	14	2	6	.333	0	3	.000	0	0	.000	0	1	1	0	1	0	1	1	1	4	1.3
MILLER	2	1	25	2	10	.200	1	7	.143	0	0	.000	0	2	2	4	2	0	0	0	0	5	2.5
ANTHONY	3	0	6	1	1	1.000	0	0	.000	0	0	.000	0	2	2	0	1	0	0	1	0	2	0.7
JONES	2	0	5	0	0	.000	0	0	.000	0	0	.000	0	0	0	0	1	0	0	0	0	0	0.0
HEAT	4	-	960	148	298	.497	28	87	.322	76	103	.738	43	131	174	94	81	0	37	68	17	400	100.0

MILWAUKEE	G	GS	MIN	-FIELD GOALS-			-3-POINT FG-			-FREE THROWS-			-REBOUNDS-			AST	PF	DQ	STL	TO	BLK	PTS	AVG
				FG	FGA	PCT	FG	FGA	PCT	FT	FTA	PCT	OFF	DEF	TOT								
ELLIS	4	4	152	24	55	.436	3	19	.158	6	16	.375	2	11	13	22	8	0	10	14	1	57	14.3
JENNINGS	4	4	133	17	57	.298	6	28	.214	13	18	.722	1	8	9	16	6	0	9	11	1	53	13.3
DUNLEAVY	4	0	91	17	30	.567	7	16	.438	8	9	.889	3	13	16	8	5	0	2	3	0	49	12.3
ILYASOVA	4	4	117	20	46	.435	4	10	.400	2	2	1.000	10	19	29	7	8	0	5	6	1	46	11.5
SANDERS	4	4	113	19	33	.576	0	0	.000	5	11	.455	11	22	33	5	18	0	3	12	5	43	10.8
MBAA H MOUTE	4	4	136	10	23	.435	0	4	.000	13	18	.722	4	10	14	7	9	0	4	5	0	33	8.3
REDICK	4	0	69	11	25	.440	4	12	.333	3	3	1.000	0	3	3	5	9	0	1	6	0	29	7.3
DANIELS	3	0	33	6	11	.545	0	2	.000	0	0	.000	0	4	4	4	3	0	1	1	0	12	4.0
UDOH	4	0	54	4	9	.444	0	0	.000	0	0	.000	3	3	6	1	4	0	2	0	2	8	2.0
HENSON	4	0	33	3	11	.273	0	1	.000	0	0	.000	0	8	8	1	5	0	2	2	0	6	1.5
AYON	3	0	7	2	4	.500	0	0	.000	0	0	.000	0	0	0	0	0	0	0	0	0	4	1.3
DALEMBERT	1	0	9	0	2	.000	0	0	.000	1	4	.250	1	2	3	0	3	0	1	2	0	1	1.0
SMITH	4	0	11	0	1	.000	0	0	.000	0	0	.000	0	1	1	3	1	0	0	1	0	0	0.0
BUCKS	4	-	960	133	307	.433	24	92	.261	51	81	.630	35	104	139	79	79	0	40	65	10	341	85.3

Conference Semifinals vs. Chicago (4-1)

MIAMI	G	GS	MIN	-FIELD GOALS-			-3-POINT FG-			-FREE THROWS-			-REBOUNDS-			AST	PF	DQ	STL	TO	BLK	PTS	AVG
				FG	FGA	PCT	FG	FGA	PCT	FT	FTA	PCT	OFF	DEF	TOT								
JAMES	5	5	208	35	80	.438	6	17	.353	42	52	.808	2	33	35	39	6	0	11	13	1	118	23.6
BOSH	5	5	167	27	54	.500	4	8	.500	10	16	.625	9	34	43	10	17	0	4	6	11	68	13.6
WADE	5	5	163	29	57	.509	0	1	.000	5	6	.833	4	13	17	24	13	0	6	11	3	63	12.6
COLE	5	0	114	20	29	.690	9	11	.818	6	9	.667	1	13	14	8	9	0	0	8	0	55	11.0
ALLEN	5	0	107	12	29	.414	4	17	.235	16	18	.889	1	8	9	4	8	0	3	6	2	44	8.8
CHALMERS	5	5	125	13	33	.394	3	13	.231	8	12	.667	2	9	11	19	15	0	3	6	0	37	7.4
ANDERSEN	5	0	64	9	12	.750	0	0	.000	12	14	.857	7	5	12	1	12	0	0	3	9	30	6.0
BATTIER	5	0	109	8	28	.286	8	28	.286	6	9	.667	3	7	10	2	17	1	3	2	2	30	6.0
HASLEM	5	5	91	13	20	.650	0	0	.000	0	2	.000	6	10	16	3	11	0	8	3	1	26	5.2
LEWIS	2	0	11	3	4	.750	0	0	.000	0	0	.000	0	3	3	1	1	0	1	1	1	6	3.0
MILLER	3	0	19	3	7	.429	1	5	.200	0	0	.000	1	4	5	3	3	0	0	1	0	7	2.3
JONES	2	0	11	1	2	.500	1	1	1.000	0	0	.000	0	2	2	0	0	0	0	1	0	3	1.5
ANTHONY	2	0	11	0	1	.000	0	0	.000	0	0	.000	1	2	3	0	3	0	1	2	1	0	0.0
HEAT	5	-	1200	173	356	.486	36	101	.356	105	138	.761	37	143	180	114	115	1	40	65	31	487	97.4

CHICAGO	G	GS	MIN	-FIELD GOALS-			-3-POINT FG-			-FREE THROWS-			-REBOUNDS-			AST	PF	DQ	STL	TO	BLK	PTS	AVG
				FG	FGA	PCT	FG	FGA	PCT	FT	FTA	PCT	OFF	DEF	TOT								
BUTLER	5	5	221	25	58	.431	8	19	.421	20	21	.952	4	28	32	11	15	0	8	11	1	78	15.6
ROBINSON	5	5	194	22	66	.333	10	32	.313	22	30	.733	6	14	20	28	18	0	5	18	2	76	15.2
BOOZER	5	5	151	29	69	.420	0	1	.000	17	27	.630	16	25	41	4	11	0	6	11	1	75	15.0
HAMILTON	2	0	57	10	23	.435	3	7	.429	3	4	.750	0	2	2	5	5	0	1	4	2	26	13.0
BELINELLI	5	5	169	16	47	.340	9	27	.333	10	12	.833	0	16	16	13	16	1	1	9	0	51	10.2
NOAH	5	5	191	16	39	.410	0	0	.000	17	20	.850	21	25	46	12	20	1	6	11	4	49	9.8
RADMANOVIC	1	0	10	3	3	1.000	3	3	1.000	0	0	.000	0	0	0	1	1	0	2	1	0	9	9.0
GIBSON	5	0	91	15	36	.417	0	2	.000	8	12	.667	11	11	22	1	12	0	3	2	3	38	7.6
MOHAMMED	5	0	34	7	16	.438	0	0	.000	0	0	.000	4	5	9	0	6	0	2	1	2	14	2.8
THOMAS	2	0	5	1	2	.500	0	0	.000	1	5	.200	4	0	4	0	0	0	0	0	0	3	1.5
TEAGUE	4	0	49	1	7	.143	0	2	.000	0	0	.000	0	3	3	8	7	0	0	0	2	2	0.5
COOK	3	0	27	0	7	.000	0	6	.000	0	0	.000	0	2	2	1	6	0	1	4	0	0	0.0
BULLS	5	-	1200	145	373	.389	33	99	.333	98	131	.748	66	131	197	84	117	2	35	79	15	421	84.2

2013 PLAYOFF STATISTICS

Conference Finals vs. Indiana (4-3)

MIAMI	G	GS	MIN	-FIELD GOALS-			-3-POINT FG-			-FREE THROWS-			-REBOUNDS-			PF	DQ	STL	TO	BLK	PTS	AVG	
				FG	FGA	PCT	FG	FGA	PCT	FT	FTA	PCT	OFF	DEF	TOT								
JAMES	7	7	304	73	143	.510	15	34	.441	42	54	.778	13	38	51	37	18	1	10	20	203	29.0	
WADE	7	7	264	41	94	.436	1	3	.333	25	34	.735	16	20	36	30	19	1	10	19	8	108	15.4
CHALMERS	7	7	190	27	61	.443	6	15	.400	19	21	.905	4	7	11	19	26	0	6	7	0	79	11.3
BOSH	7	7	221	26	69	.377	8	16	.500	17	20	.850	5	25	30	5	20	0	4	7	7	77	11.0
ANDERSEN	6	0	109	16	18	.889	0	0	.000	11	13	.846	10	18	28	0	18	0	3	1	8	43	7.2
ALLEN	7	0	158	16	52	.308	10	29	.345	8	12	.667	5	17	22	5	11	0	4	7	1	50	7.1
HASLEM	7	7	135	21	36	.583	0	0	.000	3	5	.600	11	17	28	3	19	0	6	5	1	45	6.4
COLE	7	0	137	14	32	.438	4	10	.400	3	4	.750	2	10	12	14	10	0	4	6	1	35	5.0
BATTIER	6	0	97	2	16	.125	2	15	.133	8	10	.800	3	6	9	1	13	0	1	2	2	14	2.3
MILLER	5	0	36	3	6	.500	3	6	.500	0	0	.000	0	7	7	2	4	0	4	2	0	9	1.8
LEWIS	3	0	9	1	4	.250	0	1	.000	1	2	.500	0	1	1	1	3	0	0	2	0	3	1.0
ANTHONY	5	0	39	1	6	.167	0	0	.000	0	0	.000	5	4	9	0	8	0	1	0	3	2	0.4
JONES	2	0	6	0	0	.000	0	0	.000	0	0	.000	0	0	0	0	0	0	0	0	0	0	0.0
HEAT	7	-	1705	241	537	.449	49	129	.380	137	175	.783	74	170	244	117	169	2	53	82	41	668	95.4

INDIANA	G	GS	MIN	-FIELD GOALS-			-3-POINT FG-			-FREE THROWS-			-REBOUNDS-			PF	DQ	STL	TO	BLK	PTS	AVG	
				FG	FGA	PCT	FG	FGA	PCT	FT	FTA	PCT	OFF	DEF	TOT								AST
HIBBERT	7	7	277	59	106	.557	0	0	.000	37	46	.804	35	38	73	7	28	1	1	18	7	155	22.1
GEORGE	7	7	281	47	99	.475	15	34	.441	27	35	.771	1	41	42	36	27	1	4	32	2	136	19.4
WEST	7	7	269	44	98	.449	0	0	.000	28	41	.683	22	40	62	12	22	0	4	17	7	116	16.6
HILL	7	7	279	27	70	.386	12	27	.444	25	30	.833	2	19	21	29	22	0	11	14	1	91	13.0
STEPHENSON	7	7	264	24	66	.364	7	23	.304	7	10	.700	7	40	47	23	25	1	10	15	1	62	8.9
T. HANSBROUGH	7	0	71	11	22	.500	0	0	.000	7	14	.500	10	11	21	1	11	0	1	2	0	29	4.1
AUGUSTIN	7	0	99	4	9	.444	2	5	.400	7	8	.875	1	1	2	4	9	0	0	3	0	17	2.4
GREEN	2	0	14	2	6	.333	0	4	.000	0	0	.000	0	2	2	0	4	0	0	1	0	4	2.0
YOUNG	7	0	71	5	11	.455	1	4	.250	3	4	.750	5	9	14	1	9	0	3	4	0	14	2.0
MAHINMI	7	0	59	5	10	.500	0	0	.000	1	4	.250	7	6	13	0	11	0	0	5	5	11	1.6
PENDERGRAPH	2	0	5	1	2	.500	0	0	.000	0	0	.000	0	0	0	0	0	0	0	0	1	2	1.0
JOHNSON	5	0	9	1	4	.250	0	1	.000	1	2	.500	0	1	1	1	0	0	0	0	3	0.6	
B. HANSBROUGH	2	0	7	0	1	.000	0	0	.000	0	0	.000	0	1	1	0	1	0	0	0	0	0	0.0
PACERS	7	-	1705	230	504	.456	37	98	.378	143	194	.737	90	209	299	114	169	3	34	121	24	640	91.4

NBA Finals vs. San Antonio (4-3)

MIAMI	-FIELD GOALS-						-3-POINT FG-			-FREE THROWS-			-REBOUNDS-						PF	DQ	STL	TO	BLK	PTS	AVG
	G	GS	MIN	FG	FGA	PCT	FG	FGA	PCT	FT	FTA	PCT	OFF	DEF	TOT	AST									
JAMES	7	7	301	67	150	.447	12	34	.353	31	39	.795	17	59	76	49	10	0	16	18	6	177	25.3		
WADE	7	7	255	60	126	.476	0	0	.000	17	22	.773	9	19	28	32	10	0	13	16	9	137	19.6		
BOSH	7	7	240	36	78	.462	0	6	.000	11	15	.733	20	42	62	15	19	0	13	7	11	83	11.9		
ALLEN	7	0	193	25	46	.543	12	22	.545	12	13	.923	2	14	16	11	18	0	1	9	0	74	10.6		
CHALMERS	7	7	221	26	67	.388	13	32	.406	9	13	.692	1	18	19	15	18	0	5	18	0	74	10.6		
BATTIER	7	0	87	12	27	.444	12	27	.444	3	3	1.000	2	9	11	6	10	0	1	0	2	39	5.6		
MILLER	7	4	152	13	22	.591	11	18	.611	0	0	.000	2	17	19	6	17	0	4	2	2	37	5.3		
ANDERSEN	5	0	71	8	11	.727	0	0	.000	6	10	.600	6	9	15	0	16	0	4	4	3	22	4.4		
COLE	5	0	82	6	22	.273	2	6	.333	1	2	.500	1	4	5	12	9	0	4	5	1	15	3.0		
JONES	3	0	12	2	5	.400	2	3	.667	0	0	.000	0	1	1	0	2	0	0	1	1	6	2.0		
HASLEM	6	3	64	4	9	.444	0	0	.000	1	1	1.000	4	13	17	0	15	0	0	1	1	9	1.5		
LEWIS	3	0	12	2	6	.333	0	0	.000	0	0	.000	1	1	2	2	0	0	0	2	0	4	1.3		
ANTHONY	4	0	15	1	2	.500	0	0	.000	0	0	.000	4	3	7	0	1	0	0	0	0	2	0.5		
HEAT	7	-	1705	262	571	.459	64	148	.432	91	118	.771	69	209	278	148	145	0	61	86	36	679	97.0		

SAN ANTONIO	G	GS	MIN	-FIELD GOALS-			-3-POINT FG-			-FREE THROWS-			-REBOUNDS-			PF	DQ	STL	TO	BLK	PTS	AVG	
				FG	FGA	PCT	FG	FGA	PCT	FT	FTA	PCT	OFF	DEF	TOT								AST
DUNCAN	7	7	254	50	102	.490	0	0	.000	32	39	.821	26	59	85	10	16	0	6	16	10	132	18.9
PARKER	7	7	246	42	102	.412	2	7	.286	24	33	.727	3	10	13	45	7	0	7	15	1	110	15.7
LEONARD	7	7	255	41	80	.513	8	23	.348	12	17	.706	21	57	78	6	16	0	14	7	3	102	14.6
GREEN	7	7	248	32	72	.444	27	49	.551	7	8	.875	6	23	29	5	24	0	7	8	11	98	14.0
GINOBILI	7	3	199	26	60	.433	7	28	.250	22	28	.786	1	14	15	30	23	0	5	22	0	81	11.6
NEAL	7	0	171	24	58	.414	14	30	.467	4	4	1.000	1	16	17	6	10	0	0	8	0	66	9.4
SPLITTER	7	4	107	13	29	.448	0	0	.000	8	10	.800	6	8	14	3	11	0	5	9	3	34	4.9
DIAW	6	0	94	8	16	.500	2	4	.500	6	8	.750	5	10	15	10	8	0	0	5	1	24	4.0
BLAIR	3	0	17	5	11	.455	0	0	.000	1	3	.333	2	6	8	1	1	0	2	0	0	11	3.7
MILLS	2	0	13	2	5	.400	0	3	.000	0	0	.000	0	1	1	0	0	0	0	0	0	4	2.0
BONNER	6	0	36	4	10	.400	1	4	.250	2	2	1.000	0	7	7	1	2	0	1	0	0	11	1.8
JOSEPH	6	0	43	4	9	.444	0	1	.000	3	6	.500	3	3	6	6	0	0	2	5	0	11	1.8
DE COLO	2	0	5	0	0	.000	0	0	.000	0	0	.000	0	1	1	1	0	0	0	0	0	0	0.0
MCGRADY	2	0	14	0	3	.000	0	1	.000	0	0	.000	0	4	4	5	0	0	0	0	1	0	0.0
SPURS	7	-	1705	251	557	.451	61	150	.407	121	158	.766	74	219	293	129	118	0	49	102	30	684	97.7

2012 OVERALL PLAYOFF STATISTICS
MIAMI HEAT (16-7, NBA CHAMPIONS)

PLAYER	G	GS	MIN	-FIELD GOALS-			-3-POINT FG-			-FREE THROWS-			-REBOUNDS-			AST	PF	DQ	STL	TO	BLK	PTS	AVG
				FG	FGA	PCT	FG	FGA	PCT	FT	FTA	PCT	OFF	DEF	TOT								
JAMES	23	23	983	251	502	.500	22	85	.259	173	234	.739	54	170	224	129	47	1	43	81	16	697	30.3
WADE	23	23	907	197	426	.462	10	34	.294	121	166	.729	32	88	120	100	65	0	39	68	30	525	22.8
BOSH	14	10	439	73	148	.493	7	13	.538	43	52	.827	36	73	109	8	20	0	6	20	14	196	14.0
CHALMERS	23	23	819	92	208	.442	33	92	.359	43	60	.717	12	72	84	90	69	0	28	42	6	260	11.3
BATTIER	23	16	768	53	140	.379	42	110	.382	13	16	.813	15	59	74	27	69	0	22	16	14	161	7.0
MILLER	23	0	368	40	99	.404	31	75	.413	9	11	.818	9	49	58	17	41	0	9	12	2	120	5.2
HASLEM	22	11	452	40	88	.455	0	0	.000	26	35	.743	37	104	141	13	60	1	5	20	6	106	4.8
ANTHONY	17	1	329	17	29	.586	0	0	.000	20	25	.800	22	33	55	2	41	0	5	8	16	54	3.2
JONES	20	0	173	16	43	.372	9	30	.300	10	10	1.000	5	15	20	2	12	0	3	4	1	51	2.6
TURIAF	12	7	121	10	18	.556	0	0	.000	3	11	.273	11	20	31	1	23	0	1	6	8	23	1.9
COLE	19	0	170	12	37	.324	3	12	.250	7	9	.778	1	9	10	12	24	0	7	5	0	34	1.8
HARRIS	4	0	10	1	2	.500	0	1	.000	3	4	.750	0	3	3	0	0	0	0	0	0	5	1.3
HOWARD	9	0	24	2	7	.286	0	0	.000	3	4	.750	0	1	1	0	0	0	0	0	0	7	0.8
PITTMAN	3	1	8	0	2	.000	0	0	.000	0	0	.000	0	0	0	1	2	0	0	0	1	0	0.0
HEAT	23	-	5570	804	1749	.460	157	452	.347	474	637	.744	234	696	930	402	473	2	168	299	114	2239	97.3
OPPONENTS	23	-	5570	770	1788	.431	127	424	.300	409	535	.764	245	661	906	364	550	8	158	330	88	2076	90.3

DUNKS:

Miami-91 (James-30; Wade-28; Bosh-14; Haslem-7; Turiaf-6; Anthony-3; Chalmers-2; Cole-1)

Opponents-94

CHARGES TAKEN:

Miami-33 (Battier-10; Chalmers-4; Haslem-4; Cole-3; Miller-3; Anthony-2; James-2; Jones-2; Howard-1; Turiaf-1)

Opponents-10

TECHNICAL FOULS:

Miami-12 (Chalmers-3; James-3; Battier-1; Haslem-1; Wade-1; Defensive 3-Seconds-3)

Opponents-34 (Includes eight for Defensive 3-Seconds and one for Delay of Game)

EJECTIONS:

Miami-0

Opponents-0

PLAYER	SINGLE-GAME HIGHS							AVERAGE PER GAME							CAREER HIGHS (C-SET, T-TIED THIS SEASON)							
	MIN	REB	AST	ST	TO	BLK	PTS	MIN	REB	AST	STL	TO	BLK	PTS	FG	FGA	FT	FTA	REB	AST	PTS	
JAMES	48	18	13	6	8	3	45	42.7	9.7	5.6	1.87	3.5	0.70	30.3	20	33	18T	24T	19	13T	49	
WADE	51	10	8	5	5	3	41	39.4	5.2	4.3	1.70	3.0	1.30	22.8	17C	28	21	25	13	15	46	
BOSH	40	15	4	1	4	3	24	31.4	7.8	0.6	0.43	1.4	1.00	14.0	16	26	13	13	15T	9	39	
CHALMERS	45	11	9	3	5	1	25	35.6	3.7	3.9	1.22	1.8	0.26	11.3	10C	16C	6	9	11C	9C	25C	
BATTIER	46	10	4	3	2	2	17	33.4	3.2	1.2	0.96	0.7	0.61	7.0	7	12	6	6	10C	7	23	
MILLER	29	6	4	2	3	1	23	16.0	2.5	0.7	0.39	0.5	0.09	5.2	9	18	5	5	9	5	23C	
HASLEM	38	17	3	2	2	1	14	20.5	6.4	0.6	0.23	0.9	0.27	4.8	8	14	9	10	19	4	20	
ANTHONY	35	7	1	2	1	4	10	19.4	3.2	0.1	0.29	0.5	0.94	3.2	6	7	6C	6C	11	2	12	
JONES	20	4	1	1	1	1	7	8.7	1.0	0.1	0.15	0.2	0.05	2.6	5	10	10	10	9	4	25	
TURIAF	18	8	1	1	2	1	5	10.1	2.6	0.1	0.08	0.5	0.67	1.9	4	10	4	6	10	3	12	
COLE	18	2	3	2	1	0	8	8.9	0.5	0.6	0.37	0.3	0.00	1.8	3C	6C	4C	5C	2C	3C	8C	
HARRIS	3	2	0	0	0	0	3	2.5	0.8	0.0	0.00	0.0	0.00	1.3	1C	1C	3C	4C	2C	0C	3C	
HOWARD	5	1	0	0	0	0	3	2.7	0.1	0.0	0.00	0.0	0.00	0.8	8	18	7	9	12	3	21	
PITTMAN	3	0	1	0	0	1	0	2.7	0.0	0.3	0.00	0.0	0.33	0.0	0C	2C	0C	0C	0C	1C	0C	
HEAT	265	49	28	13	19	11	121	242.2	40.4	17.5	7.30	13.0	4.96	97.3	44	89	38	54	56	28C	121C	
OPPONENTS	265	52	22	13	27	9	111	242.2	39.4	15.8	6.87	14.3	3.83	90.3	47	107	33	46	57	33	120	

2012 PLAYOFF STATISTICS

First Round vs. New York (4-1)

MIAMI	G	GS	MIN	-FIELD GOALS-			-3-POINT FG-			-FREE THROWS-			-REBOUNDS-			AST	PF	DQ	STL	TO	BLK	PTS	AVG
				FG	FGA	PCT	FG	FGA	PCT	FT	FTA	PCT	OFF	DEF	TOT								
JAMES	5	5	189	43	90	.478	7	20	.350	46	57	.807	5	26	31	28	14	0	11	21	1	139	27.8
WADE	5	5	179	43	85	.506	2	9	.222	17	30	.567	5	12	17	20	14	0	14	12	6	105	21.0
BOSH	5	5	167	25	49	.510	2	3	.667	23	28	.821	10	26	36	6	8	0	2	8	4	75	15.0
CHALMERS	5	5	180	20	47	.426	10	24	.417	9	13	.692	3	17	20	22	13	0	8	10	1	59	11.8
MILLER	5	0	116	11	30	.367	11	28	.393	3	4	.750	3	15	18	8	7	0	2	1	0	36	7.2
BATTIER	5	0	138	9	26	.346	7	22	.318	5	5	1.000	4	12	16	8	15	0	5	3	3	30	6.0
HASLEM	5	5	95	7	18	.389	0	0	.000	5	8	.625	7	25	32	2	15	1	1	3	2	19	3.8
JONES	4	0	20	3	6	.500	1	3	.333	2	2	1.000	1	1	2	0	2	0	0	0	0	9	2.3
ANTHONY	5	0	85	2	4	.500	0	0	.000	4	4	1.000	10	7	17	1	9	0	2	3	1	8	1.6
COLE	3	0	18	2	4	.500	0	0	.000	0	0	.000	0	1	1	0	1	0	1	1	0	4	1.3
HOWARD	1	0	5	0	2	.000	0	0	.000	0	0	.000	0	0	0	0	0	0	0	0	0	0	0.0
TURIAF	1	0	7	0	1	.000	0	0	.000	0	0	.000	1	2	3	0	1	0	0	1	1	0	0.0
HEAT	5	-	1200	165	362	.456	40	109	.367	114	151	.755	49	144	193	95	99	1	46	68	19	484	96.8

NEW YORK	G	GS	MIN	-FIELD GOALS-			-3-POINT FG-			-FREE THROWS-			-REBOUNDS-			AST	PF	DQ	STL	TO	BLK	PTS	AVG
				FG	FGA	PCT	FG	FGA	PCT	FT	FTA	PCT	OFF	DEF	TOT								
ANTHONY	5	5	204	52	124	.419	4	18	.222	31	41	.756	13	28	41	11	21	0	6	14	1	139	27.8
STOUDEMIRE	4	4	139	20	36	.556	0	0	.000	21	28	.750	8	18	26	3	16	1	5	12	1	61	15.3
SMITH	5	0	175	24	76	.316	5	28	.179	8	8	1.000	2	11	13	11	19	0	6	11	1	61	12.2
DAVIS	4	4	97	11	23	.478	4	14	.286	5	5	1.000	0	3	3	13	15	0	0	13	0	31	7.8
FIELDS	5	4	115	15	31	.484	1	5	.200	5	7	.714	4	11	15	7	5	0	3	9	0	36	7.2
CHANDLER	5	5	167	11	25	.440	0	0	.000	9	15	.600	18	27	45	4	18	1	7	15	7	31	6.2
BIBBY	5	1	118	9	23	.391	7	17	.412	2	3	.667	3	18	21	13	7	0	1	4	0	27	5.4
HARRELLSON	4	0	25	4	9	.444	0	1	.000	2	2	1.000	3	5	8	0	6	0	0	2	0	10	2.5
NOVAK	5	1	95	4	9	.444	4	7	.571	0	0	.000	3	12	15	7	7	0	0	3	1	12	2.4
DOUGLAS	1	0	8	1	1	1.000	0	0	.000	0	0	.000	0	0	0	0	1	0	0	0	0	2	2.0
JORDAN	1	0	4	1	2	.500	0	0	.000	0	0	.000	2	0	2	0	0	0	0	0	0	2	2.0
JEFFRIES	5	0	34	1	6	.167	0	0	.000	0	0	.000	6	6	12	0	5	0	1	1	0	2	0.4
SHUMPERT	1	1	19	0	2	.000	0	1	.000	0	0	.000	0	1	1	0	2	0	1	1	0	0	0.0
KNICKS	5	-	1200	153	367	.417	25	91	.275	83	109	.761	62	140	202	63	121	2	30	92	11	414	82.8

Conference Semifinals vs. Indiana (4-2)

MIAMI	G	GS	MIN	-FIELD GOALS-			-3-POINT FG-			-FREE THROWS-			-REBOUNDS-			AST	PF	DQ	STL	TO	BLK	PTS	AVG
				FG	FGA	PCT	FG	FGA	PCT	FT	FTA	PCT	OFF	DEF	TOT								
JAMES	6	6	253	70	139	.504	3	18	.167	37	51	.725	21	44	65	37	5	0	16	17	4	180	30.0
WADE	6	6	228	58	123	.472	3	8	.375	38	53	.717	7	26	33	20	15	0	8	19	8	157	26.2
BOSH	1	1	16	6	11	.545	0	0	.000	1	2	.500	2	3	5	0	0	0	0	3	0	13	13.0
CHALMERS	6	6	190	22	50	.440	6	16	.375	15	18	.833	6	23	29	16	24	0	3	10	2	65	10.8
HASLEM	5	2	85	12	23	.522	0	0	.000	6	6	1.000	6	16	22	1	11	0	0	6	0	30	6.0
ANTHONY	6	0	172	12	20	.600	0	0	.000	11	13	.846	8	18	26	0	17	0	3	4	12	35	5.8
BATTIER	6	4	176	7	33	.212	6	22	.273	3	4	.750	6	14	20	4	18	0	6	5	5	23	3.8
MILLER	6	0	120	8	21	.381	6	14	.429	0	0	.000	0	15	15	5	12	0	5	7	1	22	3.7
JONES	5	0	42	5	16	.313	2	10	.200	0	0	.000	1	4	5	1	1	0	0	1	1	12	2.4
TURIAF	6	4	76	6	12	.500	0	0	.000	2	9	.222	8	9	17	1	15	0	1	3	5	14	2.3
COLE	5	0	62	3	9	.333	0	1	.000	4	4	1.000	1	3	4	6	9	0	3	1	0	10	2.0
HARRIS	2	0	6	1	2	.500	0	1	.000	0	0	.000	0	2	2	0	0	0	0	0	0	2	1.0
HOWARD	3	0	9	1	2	.500	0	0	.000	1	2	.500	0	0	0	0	0	0	0	0	0	3	1.0
PITTMAN	2	1	7	0	2	.000	0	0	.000	0	0	.000	0	0	0	0	1	2	0	0	1	0	0.0
HEAT	6	-	1440	211	463	.456	26	90	.289	118	162	.728	66	177	243	92	129	0	45	77	39	566	94.3

INDIANA	G	GS	MIN	-FIELD GOALS-			-3-POINT FG-			-FREE THROWS-			-REBOUNDS-			AST	PF	DQ	STL	TO	BLK	PTS	AVG
				FG	FGA	PCT	FG	FGA	PCT	FT	FTA	PCT	OFF	DEF	TOT								
WEST	6	6	219	34	75	.453	0	0	.000	21	26	.808	11	35	46	12	20	0	2	7	2	89	14.8
GRANGER	6	6	217	29	77	.377	12	33	.364	10	12	.833	6	21	27	18	21	1	4	13	2	80	13.3
HILL	6	6	187	26	58	.448	9	26	.346	16	19	.842	2	8	10	20	15	0	8	16	2	77	12.8
HIBBERT	6	6	194	29	61	.475	1	1	1.000	15	22	.682	23	46	69	6	21	0	1	11	15	74	12.3
GEORGE	6	6	200	19	52	.365	9	24	.375	13	17	.765	7	31	38	15	18	1	13	11	4	60	10.0
COLLISON	6	0	111	17	35	.486	1	4	.250	17	20	.850	1	4	5	10	6	0	6	10	0	52	8.7
BARBOSA	6	0	107	14	44	.318	0	9	.000	3	6	.500	5	7	12	7	16	0	3	8	0	31	5.2
HANSBROUGH	6	0	78	9	26	.346	0	0	.000	11	14	.786	7	9	16	4	9	0	1	6	1	29	4.8
JONES	6	0	54	4	17	.235	2	9	.222	7	7	1.000	4	3	7	3	11	0	0	3	0	17	2.8
AMUNDSON	6	0	57	6	13	.462	0	0	.000	1	4	.250	3	15	18	1	7	0	1	3	3	13	2.2
PENDERGRAPH	2	0	6	1	1	1.000	0	0	.000	0	0	.000	0	1	1	0	1	0	0	0	0	2	1.0
PRICE	2	0	4	1	1	1.000	0	0	.000	0	0	.000	1	0	1	1	0	0	0	0	0	2	1.0
STEPHENSON	2	0	7	0	5	.000	0	0	.000	1	2	.500	0	0	0	1	2	0	0	2	0	1	0.5
PACERS	6	-	1440	189	465	.406	34	106	.321	115	149	.772	70	180	250	98	147	2	39	96	29	527	87.8

2012 PLAYOFF STATISTICS

Conference Finals vs. Boston (4-3)

MIAMI	G	GS	MIN	-FIELD GOALS-			-3-POINT FG-			-FREE THROWS-			-REBOUNDS-			AST	PF	DQ	STL	TO	BLK	PTS	AVG
				FG	FGA	PCT	FG	FGA	PCT	FT	FTA	PCT	OFF	DEF	TOT								
JAMES	7	7	321	87	165	.527	9	31	.290	52	80	.650	13	64	77	27	18	1	8	24	9	235	33.6
WADE	7	7	297	56	126	.444	3	12	.250	35	43	.814	14	26	40	34	21	0	10	23	10	150	21.4
CHALMERS	7	7	267	31	68	.456	9	29	.310	13	22	.591	2	20	22	32	18	0	8	12	1	84	12.0
BOSH	3	0	74	14	26	.538	3	5	.600	4	5	.800	9	12	21	1	3	0	1	4	4	35	11.7
BATTIER	7	7	267	18	50	.360	14	40	.350	0	0	.000	3	18	21	13	19	0	7	7	6	50	7.1
HASLEM	7	3	191	17	37	.459	0	0	.000	10	15	.667	16	49	65	8	23	0	4	6	2	44	6.3
MILLER	7	0	88	12	32	.375	7	22	.318	0	1	.000	5	11	16	2	13	0	1	4	0	31	4.4
JONES	7	0	68	5	15	.333	4	12	.333	5	5	1.000	2	5	7	1	4	0	2	2	0	19	2.7
TURIAF	4	3	35	4	5	.800	0	0	.000	1	2	.500	2	8	10	0	7	0	0	2	2	9	2.3
ANTHONY	5	1	69	3	5	.600	0	0	.000	5	8	.625	4	8	12	1	15	0	0	1	3	11	2.2
COLE	7	0	46	2	9	.222	0	4	.000	3	5	.600	0	1	1	6	6	0	3	2	0	7	1.0
HOWARD	4	0	6	1	2	.500	0	0	.000	2	2	1.000	0	1	1	0	0	0	0	0	0	4	1.0
HARRIS	1	0	1	0	0	.000	0	0	.000	0	0	.000	0	0	0	0	0	0	0	0	0	0	0.0
PITTMAN	1	0	1	0	0	.000	0	0	.000	0	0	.000	0	0	0	0	0	0	0	0	0	0	0.0
HEAT	7	-	1730	250	540	.463	49	155	.316	130	188	.691	70	223	293	125	147	1	44	90	37	679	97.0

BOSTON	G	GS	MIN	-FIELD GOALS-			-3-POINT FG-			-FREE THROWS-			-REBOUNDS-			AST	PF	DQ	STL	TO	BLK	PTS	AVG
				FG	FGA	PCT	FG	FGA	PCT	FT	FTA	PCT	OFF	DEF	TOT								
RONDO	7	7	316	61	125	.488	3	10	.300	21	30	.700	12	36	48	79	19	0	13	27	0	146	20.9
GARNETT	7	7	255	56	116	.483	0	2	.000	22	27	.815	16	50	66	9	24	0	5	16	10	134	19.1
PIERCE	7	7	280	45	131	.344	10	38	.263	26	31	.839	6	25	31	16	29	2	10	17	5	126	18.0
ALLEN	7	7	281	26	69	.377	14	40	.350	17	22	.773	3	27	30	5	17	0	8	7	2	83	11.9
BASS	7	7	216	25	50	.500	0	0	.000	19	22	.864	12	27	39	6	21	0	8	5	2	69	9.9
DOOLING	7	0	93	9	17	.529	6	12	.500	1	2	.500	1	5	6	3	13	1	2	2	1	25	3.6
PIETRUS	7	0	159	7	23	.304	3	17	.176	4	10	.400	7	12	19	0	24	1	5	4	2	21	3.0
DANIELS	7	0	45	8	12	.667	0	2	.000	4	6	.667	1	5	6	1	7	0	1	0	0	20	2.9
STIEMSMAN	7	0	36	4	4	1.000	0	0	.000	4	6	.667	3	9	12	1	8	0	1	1	0	12	1.7
HOLLINS	5	0	28	3	3	1.000	0	0	.000	0	0	.000	2	1	3	2	6	0	0	1	1	6	1.2
MOORE	5	0	7	1	2	.500	0	0	.000	1	2	.500	0	1	1	2	0	0	0	0	0	3	0.6
PAVLOVIC	5	0	10	0	2	.000	0	1	.000	0	0	.000	1	1	2	0	1	0	0	0	0	0	0.0
WILLIAMS	2	0	6	0	0	.000	0	0	.000	0	0	.000	0	1	1	0	1	0	0	1	0	0	0.0
CELTICS	7	-	1730	245	554	.442	36	122	.295	119	158	.753	64	200	264	124	170	4	53	83	23	645	92.1

NBA Finals vs. Oklahoma City (4-1)

MIAMI	G	GS	MIN	-FIELD GOALS-			-3-POINT FG-			-FREE THROWS-			-REBOUNDS-			AST	PF	DQ	STL	TO	BLK	PTS	AVG
				FG	FGA	PCT	FG	FGA	PCT	FT	FTA	PCT	OFF	DEF	TOT								
JAMES	5	5	220	51	108	.472	3	16	.188	38	46	.826	15	36	51	37	10	0	8	19	2	143	28.6
WADE	5	5	203	40	92	.435	2	5	.400	31	40	.775	6	24	30	26	15	0	7	14	6	113	22.6
BOSH	5	4	183	28	62	.452	2	5	.400	15	17	.882	15	32	47	1	9	0	3	5	6	73	14.6
BATTIER	5	5	187	19	31	.613	15	26	.577	5	7	.714	2	15	17	2	17	0	4	1	0	58	11.6
CHALMERS	5	5	183	19	43	.442	8	23	.348	6	7	.857	1	12	13	20	14	0	9	10	2	52	10.4
MILLER	5	0	44	9	16	.563	7	11	.636	6	6	1.000	1	8	9	2	9	0	1	0	1	31	6.2
COLE	4	0	44	5	15	.333	3	7	.429	0	0	.000	0	4	4	0	8	0	0	1	0	13	3.3
HARRIS	1	0	3	0	0	.000	0	0	.000	3	4	.750	0	1	1	0	0	0	0	0	0	3	3.0
JONES	4	0	43	3	6	.500	2	5	.400	3	3	1.000	1	5	6	0	5	0	1	2	0	11	2.8
HASLEM	5	1	81	4	10	.400	0	0	.000	5	6	.833	8	14	22	2	11	0	0	5	2	13	2.6
ANTHONY	1	0	2	0	0	.000	0	0	.000	0	0	.000	0	0	0	0	0	0	0	0	0	0	0.0
HOWARD	1	0	3	0	1	.000	0	0	.000	0	0	.000	0	0	0	0	0	0	0	0	0	0	0.0
TURIAF	1	0	3	0	0	.000	0	0	.000	0	0	.000	0	1	1	0	0	0	0	0	0	0	0.0
HEAT	5	-	1200	178	384	.464	42	98	.429	112	136	.824	49	152	201	90	98	0	33	64	19	510	102.0

OKLAHOMA CITY	G	GS	MIN	-FIELD GOALS-			-3-POINT FG-			-FREE THROWS-			-REBOUNDS-			AST	PF	DQ	STL	TO	BLK	PTS	AVG
				FG	FGA	PCT	FG	FGA	PCT	FT	FTA	PCT	OFF	DEF	TOT								
DURANT	5	5	213	57	104	.548	13	33	.394	26	31	.839	6	24	30	11	20	0	7	19	5	153	30.6
WESTBROOK	5	5	211	52	120	.433	3	22	.136	28	34	.824	4	28	32	33	12	0	5	11	2	135	27.0
HARDEN	5	0	164	18	48	.375	7	22	.318	19	24	.792	4	20	24	18	18	0	6	12	0	62	12.4
IBAKA	5	5	132	14	33	.424	0	0	.000	7	11	.636	8	18	26	4	12	0	2	1	10	35	7.0
IVEY	1	0	3	2	2	1.000	2	2	1.000	0	0	.000	0	0	0	0	0	0	0	0	0	6	6.0
FISHER	5	0	128	11	26	.423	5	14	.357	1	1	1.000	1	7	8	4	10	0	5	0	0	28	5.6
PERKINS	5	5	116	9	21	.429	0	0	.000	6	8	.750	12	22	34	0	13	0	1	6	3	24	4.8
SEFOLOSHA	5	5	130	8	27	.296	2	11	.182	5	6	.833	3	7	10	5	11	0	7	4	4	23	4.6
COLLISON	5	0	83	9	15	.600	0	0	.000	0	2	.000	11	12	23	3	14	0	3	2	1	18	3.6
ALDRICH	1	0	5	1	1	1.000	0	0	.000	0	0	.000	0	1	1	0	0	0	0	0	0	2	2.0
HAYWARD	1	0	5	1	2	.500	0	0	.000	0	0	.000	0	2	2	1	1	0	0	0	0	2	2.0
COOK	3	0	11	1	3	.333	0	1	.000	0	2	.000	0	0	0	1	1	0	0	0	0	2	0.7
THUNDER	5	-	1200	183	402	.455	32	105	.305	92	119	.773	49	141	190	79	112	0	36	59	25	490	98.0

2011 OVERALL PLAYOFF STATISTICS

MIAMI HEAT (14-7, EASTERN CONFERENCE CHAMPIONS)

PLAYER	G	GS	MIN	-FIELD GOALS-			-3-POINT FG-			-FREE THROWS-			-REBOUNDS-			PF	DQ	STL	TO	BLK	PTS	AVG	
				FG	FGA	PCT	FG	FGA	PCT	FT	FTA	PCT	OFF	DEF	TOT								
WADE	21	21	828	181	373	.485	14	52	.269	139	179	.777	43	107	150	92	53	0	34	64	28	515	24.5
JAMES	21	21	922	174	373	.466	30	85	.353	119	156	.763	34	142	176	123	56	0	35	66	25	497	23.7
BOSH	21	21	834	138	291	.474	0	4	.000	114	140	.814	47	131	178	23	48	0	14	40	19	390	18.6
CHALMERS	21	1	511	54	124	.435	32	84	.381	23	32	.719	4	36	40	44	48	0	27	28	1	163	7.8
JONES	12	0	272	24	51	.471	17	37	.459	13	13	1.000	3	27	30	2	24	0	6	4	2	78	6.5
HASLEM	12	0	290	27	68	.397	0	0	.000	9	10	.900	13	41	54	9	31	0	6	11	4	63	5.3
BIBBY	20	20	415	27	96	.281	17	66	.258	2	4	.500	5	31	36	23	30	0	11	17	6	73	3.7
ILGAUSKAS	9	8	104	14	30	.467	0	0	.000	4	6	.667	15	17	32	3	16	0	0	9	3	32	3.6
ANTHONY	21	13	575	18	49	.367	0	0	.000	22	31	.710	35	62	97	10	54	0	8	13	38	58	2.8
MILLER	18	0	215	18	53	.340	11	37	.297	0	0	.000	9	40	49	13	26	0	7	8	1	47	2.6
HOUSE	7	0	48	4	17	.235	3	10	.300	0	0	.000	1	4	5	1	6	0	4	4	0	11	1.6
HOWARD	11	0	60	4	9	.444	0	0	.000	9	13	.692	3	7	10	1	8	0	0	2	0	17	1.5
MAGLOIRE	3	0	18	2	5	.400	0	0	.000	0	0	.000	1	4	5	2	4	0	1	1	0	4	1.3
HEAT	21	-	5090	685	1539	.445	124	375	.331	454	584	.777	213	649	862	346	404	0	153	291	127	1948	92.8
OPPONENTS	21	-	5090	695	1623	.428	153	389	.393	349	458	.762	212	605	817	395	451	2	148	273	88	1892	90.1

DUMKS:

Miami-86 (James-28; Wade-28; Bosh-18; Haslem-5; Anthony-4; Ilgauskas-1; Magloire-1; Miller-1)

Opponents-66

CHARGES TAKEN:

Miami-20 (Haslem-6; James-4; Anthony-3; Miller-2; Wade-2; Bosh-1; Ilgauskas-1; Jones-1)

Opponents-12

TECHNICAL FOULS:

Miami-15 (Wade-3; Haslem-2; Jones-2; Bosh-1; Chalmers-1; Miller-1; Spoelstra-1; Defensive 3-Seconds-4)

Opponents-17 (Includes six for Defensive 3-Seconds)

EJECTIONS:

Miami-0

Opponents-1 (Pierce)

PLAYER	SINGLE-GAME HIGHS							AVERAGE PER GAME							CAREER HIGHS (C=SET, T=TIED THIS SEASON)						
	MIN	REB	AST	ST	TO	BLK	PTS	MIN	REB	AST	STL	TO	BLK	PTS	FG	FGA	FT	FTA	REB	AST	PTS
WADE	45	11	8	4	9	5	38	39.4	7.1	4.4	1.62	3.0	1.33	24.5	16	28	21	25	13	15	46
JAMES	50	15	10	4	6	5	35	43.9	8.4	5.9	1.67	3.1	1.19	23.7	20	33	18	24	19	13	49
BOSH	45	12	4	3	4	4	34	39.7	8.5	1.1	0.67	1.9	0.90	18.6	16	26	13	13	15	9	39
CHALMERS	39	4	7	4	3	1	20	24.3	1.9	2.1	1.29	1.3	0.05	7.8	7C	14C	6C	9C	5	8	20T
JONES	30	6	1	2	2	1	25	22.7	2.5	0.2	0.50	0.3	0.17	6.5	5C	10	10C	10C	9	4	25C
HASLEM	34	9	2	1	3	1	13	24.2	4.5	0.8	0.50	0.9	0.33	5.3	8	14	9	10	19	4	20
BIBBY	35	4	4	4	3	2	14	20.8	1.8	1.2	0.55	0.9	0.30	3.7	14	25	10	12	8	12	36
ILGAUSKAS	18	8	2	0	3	1	10	11.6	3.6	0.3	0.00	1.0	0.33	3.6	10	18	8	10	19	6	25
ANTHONY	39	11	2	2	2	5	12	27.4	4.6	0.5	0.38	0.6	1.81	2.8	6C	7C	4C	4C	11C	2C	12C
MILLER	26	9	3	2	1	1	12	11.9	2.7	0.7	0.39	0.4	0.06	2.6	9	18	5	5	9C	5	22
HOUSE	21	3	1	1	2	0	9	6.9	0.7	0.1	0.57	0.6	0.00	1.6	11	18	5	6	4	5	31
HOWARD	19	3	1	0	1	0	6	5.5	0.9	0.1	0.00	0.2	0.00	1.5	8	18	7	9	12	3	21
MAGLOIRE	10	2	1	1	1	0	2	6.0	1.7	0.7	0.33	0.3	0.00	1.3	6	14	11	13	12	2	19
HEAT	265	52	25	15	18	10	103	242.4	41.0	16.5	7.29	13.9	6.05	92.8	44	89	38	54	56	27	116
OPPONENTS	265	49	27	11	22	8	112	242.4	38.9	18.8	7.05	13.0	4.19	90.1	47	107	33	46	57	33	120

2011 PLAYOFF STATISTICS

First Round vs. Philadelphia (4-1)

MIAMI	G	GS	MIN	-FIELD GOALS-			-3-POINT FG-			-FREE THROWS-			-REBOUNDS-			AST	PF	DQ	STL	TO	BLK	PTS	AVG
				FG	FGA	PCT	FG	FGA	PCT	FT	FTA	PCT	OFF	DEF	TOT								
JAMES	5	5	211	38	81	.469	4	16	.250	41	50	.820	11	42	53	31	9	0	4	7	4	121	24.2
WADE	5	5	190	39	89	.438	2	10	.200	31	37	.838	14	28	42	26	9	0	7	14	10	111	22.2
BOSH	5	5	199	37	77	.481	0	2	.000	25	32	.781	13	32	45	4	10	0	5	9	6	99	19.8
JONES	5	0	122	14	29	.483	8	19	.421	2	2	1.000	3	19	22	2	8	0	2	3	1	38	7.6
CHALMERS	5	0	123	13	35	.371	10	27	.370	1	2	.500	0	9	9	11	14	0	7	4	0	37	7.4
ILGAUSKAS	5	5	67	11	20	.550	0	0	.000	4	6	.667	13	10	23	1	8	0	0	3	2	26	5.2
ANTHONY	5	0	155	3	14	.214	0	0	.000	11	14	.786	10	16	26	1	9	0	1	4	7	17	3.4
BIBBY	5	5	99	6	28	.214	4	19	.211	0	0	.000	2	10	12	4	4	0	0	6	1	16	3.2
HOWARD	3	0	7	1	1	1.000	0	0	.000	1	1	1.000	0	1	1	0	0	0	0	0	0	3	1.0
HOUSE	3	0	18	1	6	.167	0	2	.000	0	0	.000	1	0	1	0	2	0	1	2	0	2	0.7
MAGLOIRE	1	0	3	0	0	.000	0	0	.000	0	0	.000	0	1	1	1	0	0	0	0	0	0	0.0
MILLER	2	0	6	0	3	.000	0	2	.000	0	0	.000	0	1	1	0	1	0	0	1	0	0	0.0
HEAT	5	-	1200	163	383	.426	28	97	.289	116	144	.806	67	169	236	81	74	0	27	57	31	470	94.0

PHILADELPHIA	G	GS	MIN	-FIELD GOALS-			-3-POINT FG-			-FREE THROWS-			-REBOUNDS-			AST	PF	DQ	STL	TO	BLK	PTS	AVG
				FG	FGA	PCT	FG	FGA	PCT	FT	FTA	PCT	OFF	DEF	TOT								
BRAND	5	5	185	34	62	.548	0	0	.000	10	13	.769	12	30	42	3	21	1	2	4	6	78	15.6
HOLIDAY	5	5	188	24	58	.414	11	21	.524	12	15	.800	3	16	19	28	10	0	10	11	2	71	14.2
IGUODALA	5	5	182	22	52	.423	3	14	.214	10	14	.714	7	28	35	34	16	0	5	14	2	57	11.4
YOUNG	5	0	127	25	60	.417	0	1	.000	7	12	.583	17	12	29	4	13	0	4	7	1	57	11.4
WILLIAMS	5	0	130	17	52	.327	6	20	.300	14	19	.737	0	8	8	15	6	0	5	4	0	54	10.8
TURNER	5	0	97	17	38	.447	4	5	.800	2	2	1.000	4	19	23	4	9	0	3	0	1	40	8.0
MEEKS	5	5	125	13	31	.419	8	18	.444	5	6	.833	2	8	10	4	6	0	3	2	0	39	7.8
HAWES	5	5	98	12	33	.364	0	1	.000	2	4	.500	5	14	19	9	11	0	0	2	2	26	5.2
SPEIGHTS	2	0	21	2	12	.167	0	0	.000	0	0	.000	1	5	6	1	4	0	0	0	1	4	2.0
BATTIE	5	0	38	3	7	.429	0	0	.000	1	2	.500	2	8	10	0	5	0	0	1	3	7	1.4
NOCIONI	1	0	10	0	3	.000	0	2	.000	0	0	.000	0	2	2	0	1	0	0	1	0	0	0.0
76ERS	5	-	1200	169	408	.414	32	82	.390	63	87	.724	53	150	203	102	102	1	32	53	18	433	86.6

Conference Semifinals vs. Boston (4-1)

MIAMI	G	GS	MIN	-FIELD GOALS-			-3-POINT FG-			-FREE THROWS-			-REBOUNDS-			AST	PF	DQ	STL	TO	BLK	PTS	AVG
				FG	FGA	PCT	FG	FGA	PCT	FT	FTA	PCT	OFF	DEF	TOT								
WADE	5	5	205	51	97	.526	4	14	.286	45	58	.776	9	25	34	24	17	0	10	15	3	151	30.2
JAMES	5	5	223	51	108	.472	10	23	.435	28	42	.667	10	31	41	18	12	0	9	17	9	140	28.0
BOSH	5	5	192	21	52	.404	0	0	.000	22	28	.786	14	37	51	7	11	0	5	8	5	64	12.8
JONES	5	0	124	9	20	.450	8	17	.471	10	10	1.000	0	7	7	0	13	0	4	1	1	36	7.2
CHALMERS	5	0	125	11	26	.423	4	15	.267	1	1	1.000	2	10	12	10	11	0	6	7	0	27	5.4
ANTHONY	5	2	157	9	15	.600	0	0	.000	7	8	.875	8	23	31	3	14	0	1	5	9	25	5.0
HOWARD	1	0	19	0	2	.000	0	0	.000	5	6	.833	0	3	3	0	3	0	0	1	0	5	5.0
BIBBY	5	5	106	7	24	.292	4	15	.267	0	0	.000	1	7	8	6	9	0	3	3	3	18	3.6
ILGAUSKAS	4	3	36	3	10	.300	0	0	.000	0	0	.000	2	7	9	2	8	0	0	6	1	6	1.5
MILLER	5	0	30	2	8	.250	1	6	.167	0	0	.000	1	5	6	5	2	0	0	2	0	5	1.0
HASLEM	1	0	3	0	1	.000	0	0	.000	0	0	.000	0	0	0	0	2	0	0	1	0	0	0.0
HOUSE	1	0	3	0	1	.000	0	0	.000	0	0	.000	0	0	0	0	0	0	1	0	0	0	0.0
HEAT	5	-	1225	164	364	.451	31	90	.344	118	153	.771	47	155	202	75	102	0	39	73	31	477	95.4

BOSTON	G	GS	MIN	-FIELD GOALS-			-3-POINT FG-			-FREE THROWS-			-REBOUNDS-			AST	PF	DQ	STL	TO	BLK	PTS	AVG
				FG	FGA	PCT	FG	FGA	PCT	FT	FTA	PCT	OFF	DEF	TOT								
PIERCE	5	5	188	35	77	.455	11	27	.407	17	20	.850	4	24	28	15	16	0	4	14	2	98	19.6
ALLEN	5	5	202	26	55	.473	15	30	.500	15	16	.938	3	13	16	13	14	0	5	5	0	82	16.4
GARNETT	5	5	192	31	72	.431	0	1	.000	10	16	.625	6	47	53	9	20	0	9	7	6	72	14.4
WEST	5	0	116	19	36	.528	7	15	.467	6	8	.750	3	6	9	7	10	0	4	10	0	51	10.2
RONDO	5	5	178	20	45	.444	0	1	.000	10	12	.833	2	18	20	38	12	0	6	18	0	50	10.0
GREEN	5	0	106	14	26	.538	6	10	.600	8	11	.727	2	8	10	2	6	0	4	8	2	42	8.4
J. O'NEAL	5	5	106	10	25	.400	0	0	.000	10	11	.909	9	13	22	4	16	0	1	3	6	30	6.0
DAVIS	5	0	92	7	22	.318	0	0	.000	6	7	.857	4	8	12	4	10	0	1	4	0	20	4.0
KRSTIC	3	0	33	3	5	.600	0	0	.000	2	3	.667	1	3	4	0	5	0	0	0	2	8	2.7
S. O'NEAL	2	0	12	1	2	.500	0	0	.000	0	2	.000	0	0	0	1	4	0	1	0	0	2	1.0
WAVER	2	0	2	0	0	.000	0	0	.000	0	0	.000	0	0	0	0	0	0	0	0	0	0	0.0
CELTICS	5	-	1225	166	365	.455	39	84	.464	84	106	.792	34	140	174	93	113	0	35	74	18	455	91.0

2011 PLAYOFF STATISTICS

Conference Finals vs. Chicago (4-1)

MIAMI	G	GS	MIN	-FIELD GOALS-			-3-POINT FG-			-FREE THROWS-			-REBOUNDS-			PF	DQ	STL	TO	BLK	PTS	AVG	
				FG	FGA	PCT	FG	FGA	PCT	FT	FIA	PCT	OFF	DEF	TOT								AST
JAMES	5	5	226	42	94	.447	7	18	.389	38	44	.864	7	32	39	33	15	0	12	18	9	129	25.8
BOSH	5	5	207	42	70	.600	0	1	.000	32	35	.914	5	33	38	6	12	0	3	10	5	116	23.2
WADE	5	5	198	32	79	.405	1	5	.200	29	35	.829	5	27	32	11	13	0	8	20	6	94	18.8
CHALMERS	5	0	90	10	16	.625	4	7	.571	4	6	.667	0	3	3	2	10	0	4	7	1	28	5.6
HASLEM	5	0	111	9	27	.333	0	0	.000	5	5	1.000	6	17	23	5	10	0	3	5	1	23	4.6
MILLER	5	0	85	9	19	.474	3	11	.273	0	0	.000	5	20	25	3	8	0	2	1	0	21	4.2
BIBBY	5	5	122	7	24	.292	4	15	.267	2	4	.500	1	8	9	8	8	0	1	5	1	20	4.0
JONES	2	0	26	1	2	.500	1	1	1.000	1	1	1.000	0	1	1	0	3	0	0	0	0	4	2.0
MAGLOIRE	2	0	15	2	5	.400	0	0	.000	0	0	.000	1	3	4	1	4	0	1	1	0	4	2.0
ANTHONY	5	5	139	2	6	.333	0	0	.000	4	9	.444	5	14	19	4	17	0	5	3	15	8	1.6
HOUSE	1	0	2	0	1	.000	0	0	.000	0	0	.000	0	0	0	0	0	0	0	1	0	0	0.0
HOWARD	2	0	4	0	1	.000	0	0	.000	0	0	.000	0	0	0	0	0	0	0	0	0	0	0.0
HEAT	5	-	1225	156	344	.453	20	58	.345	115	139	.827	35	158	193	73	100	0	39	74	38	447	89.4

CHICAGO	G	GS	MIN	-FIELD GOALS-			-3-POINT FG-			-FREE THROWS-			-REBOUNDS-			PF	DQ	STL	TO	BLK	PTS	AVG	
				FG	FGA	PCT	FG	FGA	PCT	FT	FIA	PCT	OFF	DEF	TOT								AST
ROSE	5	5	209	42	120	.350	7	30	.233	26	32	.813	9	11	20	33	13	0	5	19	1	117	23.4
DENG	5	5	212	32	76	.421	11	27	.407	11	12	.917	7	28	35	10	17	0	9	13	3	86	17.2
BOOZER	5	5	167	24	59	.407	0	0	.000	24	31	.774	16	35	51	8	15	0	4	5	4	72	14.4
BREWER	5	0	108	13	23	.565	2	4	.500	8	11	.727	2	10	12	4	6	0	6	0	2	36	7.2
NOAH	5	5	169	13	41	.317	0	0	.000	4	8	.500	21	28	49	17	20	1	7	6	9	30	6.0
GIBSON	5	0	90	13	25	.520	0	0	.000	2	4	.500	9	10	19	3	11	0	1	3	5	28	5.6
BOGANS	5	5	94	8	23	.348	6	20	.300	1	4	.250	0	5	5	4	12	0	2	4	1	23	4.6
THOMAS	1	0	18	2	5	.400	0	0	.000	0	0	.000	4	4	8	1	2	0	0	1	1	4	4.0
KORVER	5	0	74	7	22	.318	4	14	.286	1	1	1.000	0	6	6	2	13	0	1	4	1	19	3.8
WATSON	5	0	38	6	15	.400	1	4	.250	3	4	.750	2	2	4	9	3	0	2	1	0	16	3.2
ASIK	4	0	45	2	5	.400	0	0	.000	1	3	.333	0	5	5	0	6	0	1	3	1	5	1.3
BULLS	5	-	1225	162	414	.391	31	99	.313	81	110	.736	70	144	214	91	118	1	38	65	28	436	87.2

NBA Finals vs. Dallas (2-4)

	-FIELD GOALS-						-3-POINT FG-			-FREE THROWS-			-REBOUNDS-											
MIAMI	G	GS	MIN	FG	FGA	PCT	FG	FGA	PCT	FT	FTA	PCT	OFF	DEF	TOT	AST	PF	DQ	STL	TO	BLK	PTS	AVG	
WADE	6	6	234	59	108	.546	7	23	.304	34	49	.694	15	27	42	31	14	0	9	15	9	159	26.5	
BOSH	6	6	237	38	92	.413	0	1	.000	35	45	.778	15	29	44	6	15	0	1	13	3	111	18.5	
JAMES	6	6	262	43	90	.478	9	28	.321	12	20	.600	6	37	43	41	20	0	10	24	3	107	17.8	
CHALMERS	6	1	174	20	47	.426	14	35	.400	17	23	.739	2	14	16	21	13	0	10	10	0	71	11.8	
HASLEM	6	0	176	18	40	.450	0	0	.000	4	5	.800	7	24	31	4	19	0	3	5	3	40	6.7	
HOUSE	2	0	25	3	9	.333	3	8	.375	0	0	.000	0	4	4	1	4	0	2	1	0	9	4.5	
BIBBY	5	5	87	7	20	.350	5	17	.294	0	0	.000	1	6	7	5	9	0	7	3	1	19	3.8	
MILLER	6	0	94	7	23	.304	7	18	.389	0	0	.000	3	14	17	5	15	0	5	4	1	21	3.5	
HOWARD	5	0	29	3	5	.600	0	0	.000	3	6	.500	3	3	6	1	5	0	0	1	0	9	1.8	
ANTHONY	6	6	123	4	14	.286	0	0	.000	0	0	.000	12	9	21	2	14	0	1	1	7	8	1.3	
HEAT	6	-	1440	202	448	.451	45	130	.346	105	148	.709	64	167	231	117	128	0	48	87	27	554	92.3	

	-FIELD GOALS-						-3-POINT FG-			-FREE THROWS-			-REBOUNDS-											
DALLAS	G	GS	MIN	FG	FGA	PCT	FG	FGA	PCT	FT	FTA	PCT	OFF	DEF	TOT	AST	PF	DQ	STL	TO	BLK	PTS	AVG	
NOWITZKI	6	6	242	52	125	.416	7	19	.368	45	46	.978	2	56	58	12	15	0	4	17	4	156	26.0	
TERRY	6	0	195	38	77	.494	11	28	.393	21	28	.750	3	9	12	19	10	0	8	8	0	108	18.0	
MARION	6	6	215	34	71	.479	0	1	.000	14	17	.824	14	24	38	14	13	0	5	14	4	82	13.7	
CHANDLER	6	6	224	19	32	.594	0	0	.000	20	32	.625	24	29	53	4	24	0	7	3	7	58	9.7	
BAREA	6	3	128	21	55	.382	6	18	.333	5	7	.714	4	9	13	19	10	0	3	9	0	53	8.8	
KIDD	6	6	225	14	36	.389	12	28	.429	6	8	.750	2	25	27	38	6	0	7	21	5	46	7.7	
STEVENSON	6	3	103	13	24	.542	13	23	.565	3	4	.750	1	8	9	2	9	0	4	1	1	42	7.0	
MAHINMI	3	0	27	3	5	.600	0	0	.000	3	5	.600	3	2	5	0	13	0	1	0	0	9	3.0	
HAYWOOD	3	0	25	1	3	.333	0	0	.000	3	6	.500	2	5	7	0	6	0	1	1	3	5	1.7	
CARDINAL	5	0	30	2	3	.667	2	3	.667	1	2	.500	0	1	1	1	8	0	1	3	0	7	1.4	
STOJAKOVIC	4	0	26	1	5	.200	0	4	.000	0	0	.000	0	3	3	0	4	0	2	2	0	2	0.5	
MAVERICKS	6	-	1440	198	436	.454	51	124	.411	121	155	.781	55	171	226	109	118	0	43	81	24	568	94.7	

2010 OVERALL PLAYOFF STATISTICS

MIAMI HEAT (1-4)

PLAYER	G	GS	MIN	-FIELD GOALS-			-3-POINT FG-			-FREE THROWS-			-REBOUNDS-			PF	DQ	STL	TO	BLK	PTS	AVG	
				FG	FGA	PCT	FG	FGA	PCT	FT	FTA	PCT	OFF	DEF	TOT								AST
WADE	5	5	210	62	110	.564	15	37	.405	27	40	.675	6	22	28	34	16	0	8	26	8	166	33.2
CHALMERS	5	0	131	18	40	.450	7	20	.350	11	13	.846	1	8	9	13	18	1	3	12	0	54	10.8
BEASLEY	5	5	135	22	49	.449	1	2	.500	7	9	.778	10	19	29	3	10	0	4	13	0	52	10.4
RICHARDSON	5	5	149	18	45	.400	9	22	.409	4	5	.800	1	18	19	8	16	0	8	5	1	49	9.8
HASLEM	5	0	142	13	37	.351	0	0	.000	4	6	.667	9	28	37	4	18	0	1	5	1	30	6.0
ARROYO	5	5	115	12	26	.462	0	1	.000	2	2	1.000	2	7	9	11	9	0	3	3	0	26	5.2
WRIGHT	5	0	112	9	25	.360	2	8	.250	5	5	1.000	2	17	19	9	3	0	2	6	0	25	5.0
O'NEAL	5	5	117	9	44	.205	0	0	.000	3	7	.429	10	18	28	5	13	0	4	7	10	21	4.2
ANTHONY	5	0	79	5	7	.714	0	0	.000	3	4	.750	6	3	9	1	9	0	2	1	5	13	2.6
JONES	1	0	9	0	1	.000	0	1	.000	2	2	1.000	0	0	0	1	1	0	0	1	0	2	2.0
MAGLOIRE	1	0	5	0	2	.000	0	0	.000	0	0	.000	0	1	1	0	1	0	0	1	0	0	0.0
HEAT	5	-	1200	168	386	.435	34	91	.374	68	93	.731	47	141	188	88	114	1	35	89	25	438	87.6
OPPONENTS	5	-	1200	173	365	.474	36	82	.439	97	127	.764	37	161	198	110	94	0	48	78	22	479	95.8

DUNKS:

Miami-25 (Wade-10; Beasley-4; O'Neal-4; Anthony-2; Haslem-2; Richardson-2; Wright-1)

Opponents-12

CHARGES TAKEN:

Miami-6 (Arroyo-1; Chalmers-1; Haslem-1; O'Neal-1; Richardson-1; Wade-1)

Opponents-6

TECHNICAL FOULS:

Miami-6 (Arroyo-1; Haslem-1; Richardson-1; Wade-1; Defensive 3-Seconds-2)

Opponents-8 (Includes two for Defensive 3-Seconds)

EJECTIONS:

Miami-0

Opponents-1 (Garnett)

PLAYER	SINGLE-GAME HIGHS							AVERAGE PER GAME							CAREER HIGHS (C=SET, T=TIED THIS SEASON)						
	MIN	REB	AST	ST	TO	BLK	PTS	MIN	REB	AST	STL	TO	BLK	PTS	FG	FGA	FT	FTA	REB	AST	PTS
WADE	46	8	10	3	7	2	46	42.0	5.6	6.8	1.60	5.2	1.60	33.2	16C	28	21	25	13	15	46C
CHALMERS	33	4	5	1	4	0	20	26.2	1.8	2.6	0.60	2.4	0.00	10.8	6T	13C	5C	6C	5	8	20C
BEASLEY	34	8	2	3	5	0	16	27.0	5.8	0.6	0.80	2.6	0.00	10.4	11	25	7	7	15	3	22
RICHARDSON	39	7	3	3	3	1	20	29.8	3.8	1.6	1.60	1.0	0.20	9.8	7T	20	4	6	13	4	22
HASLEM	35	11	2	1	2	1	10	28.4	7.4	0.8	0.20	1.0	0.20	6.0	8	14	9	10	19	4	20
ARROYO	33	4	4	1	1	0	8	23.0	1.8	2.2	0.60	0.6	0.00	5.2	4C	8	5	6	4C	7	8T
WRIGHT	31	5	5	1	2	0	15	22.4	3.8	1.8	0.40	1.2	0.00	5.0	4C	7C	5C	5C	5C	5C	15C
O'NEAL	32	9	2	2	2	5	8	23.4	5.6	1.0	0.80	1.4	2.00	4.2	14	25	14	18	22	6	37
ANTHONY	20	3	1	2	1	2	6	15.8	1.8	0.2	0.40	0.2	1.00	2.6	3T	3T	2T	2T	8	1T	6T
JONES	9	0	0	0	1	0	2	9.0	0.0	0.0	0.00	1.0	0.00	2.0	4	10	8	9	9	4	19
MAGLOIRE	5	1	0	0	1	0	0	5.0	1.0	0.0	0.00	1.0	0.00	0.0	6	14	11	13	12	2	19
HEAT	240	43	20	9	22	7	101	240.0	37.6	17.6	7.00	17.8	5.00	87.6	44	89	38	54	56	27	116
OPPONENTS	240	50	28	11	17	6	106	240.0	39.6	22.0	9.60	15.6	4.40	95.8	47	107	33	46	57	33	120

BOSTON	G	GS	MIN	-FIELD GOALS-			-3-POINT FG-			-FREE THROWS-			-REBOUNDS-			PF	DQ	STL	TO	BLK	PTS	AVG	
				FG	FGA	PCT	FG	FGA	PCT	FT	FTA	PCT	OFF	DEF	TOT								
PIERCE	5	5	193	32	70	.457	11	27	.407	23	30	.767	2	26	28	16	13	0	3	13	4	98	19.6
R. ALLEN	5	5	177	33	63	.524	19	36	.528	12	17	.706	2	11	13	17	18	0	5	9	0	97	19.4
GARNETT	4	4	142	26	45	.578	0	0	.000	11	15	.733	6	29	35	10	10	0	7	8	2	63	15.8
RONDO	5	5	210	28	66	.424	3	6	.500	15	18	.833	9	22	31	51	11	0	12	15	1	74	14.8
DAVIS	5	1	112	12	27	.444	0	1	.000	20	25	.800	3	21	24	4	6	0	6	4	0	44	8.8
T. ALLEN	5	0	83	14	28	.500	0	1	.000	4	5	.800	2	5	7	2	9	0	8	4	3	32	6.4
PERKINS	5	5	137	13	28	.464	0	0	.000	3	6	.500	10	28	38	6	13	0	1	16	11	29	5.8
WALLACE	5	0	66	6	15	.400	0	2	.000	7	9	.778	0	10	10	2	11	0	1	1	1	19	3.8
FINLEY	5	0	44	4	10	.400	2	5	.400	2	2	1.000	0	3	3	2	1	0	3	0	0	12	2.4
ROBINSON	3	0	12	3	7	.429	1	4	.250	0	0	.000	0	1	1	0	1	0	2	2	0	7	2.3
DANIELS	1	0	6	1	2	.500	0	0	.000	0	0	.000	1	1	2	0	0	0	0	0	0	2	2.0
WILLIAMS	1	0	18	1	4	.250	0	0	.000	0	0	.000	2	4	6	0	1	0	0	1	0	2	2.0
CELTICS	5	-	1200	173	365	.474	36	82	.439	97	127	.764	37	161	198	110	94	0	48	78	22	479	95.8

2009 OVERALL PLAYOFF STATISTICS

MIAMI HEAT (3-4)

PLAYER	G	GS	MIN	-FIELD GOALS-			-3-POINT FG-			-FREE THROWS-			-REBOUNDS-			PF	DQ	STL	TO	BLK	PTS	AVG	
				FG	FGA	PCT	FG	FGA	PCT	FT	FTA	PCT	OFF	DEF	TOT								AST
WADE	7	7	285	68	155	.439	18	50	.360	50	58	.862	4	31	35	37	20	0	6	25	11	204	29.1
O'NEAL	6	5	162	28	51	.549	0	0	.000	24	32	.750	7	20	27	9	18	0	3	10	9	80	13.3
BEASLEY	7	0	178	34	88	.386	4	13	.308	13	17	.765	10	41	51	7	14	0	2	11	7	85	12.1
JONES	7	7	235	17	32	.531	11	22	.500	22	24	.917	2	14	16	5	19	1	3	4	1	67	9.6
HASLEM	7	7	204	25	46	.543	0	0	.000	9	10	.900	13	48	61	3	19	0	3	6	3	59	8.4
CHALMERS	7	7	231	20	50	.400	6	21	.286	5	7	.714	6	13	19	31	21	0	20	17	1	51	7.3
COOK	7	0	161	13	42	.310	9	30	.300	2	2	1.000	3	14	17	4	18	0	2	6	0	37	5.3
MOON	3	0	40	5	5	1.000	2	21	.000	0	2	.000	3	6	9	1	5	0	1	2	1	12	4.0
ANTHONY	6	2	88	4	5	.800	0	0	.000	2	2	1.000	9	10	19	2	9	0	0	1	7	10	1.7
QUINN	5	0	24	3	7	.429	0	1	.000	2	2	1.000	0	1	1	5	1	0	2	2	0	8	1.6
DIAWARA	5	0	21	1	3	.333	0	1	.000	0	2	.000	0	5	5	0	2	0	1	0	0	2	0.4
MAGLOIRE	6	0	47	1	3	.333	0	0	.000	0	0	.000	5	6	11	1	9	0	0	3	0	2	0.3
WRIGHT	1	0	3	0	0	.000	0	0	.000	0	0	.000	0	0	0	0	0	0	0	0	0	0	0.0
HEAT	7	-	1680	219	487	.450	50	140	.357	129	158	.816	62	209	271	105	155	1	43	94	40	617	88.1
OPPONENTS	7	-	1680	217	514	.422	43	126	.341	134	179	.749	77	184	261	118	149	1	48	85	25	611	87.3

DUNKS:

Miami-19 (Wade-8; Haslem-5; Anthony-1; Beasley-1; Chalmers-1; Diawara-1; Magloire-1; O'Neal-1)

Opponents-31

CHARGES TAKEN:

Miami-8 (Haslem-2; Jones-2; Magloire-2; Anthony-1; O'Neal-1)

Opponents-2

TECHNICAL FOULS:

Miami-10 (Chalmers-2; Magloire-2; Wade-1; Defensive 3-Seconds-5)

Opponents-11 (Includes two for Defensive 3-Seconds)

EJECTIONS:

Miami-1 (Haslem)

Opponents-0

PLAYER	SINGLE-GAME HIGHS							AVERAGE PER GAME							CAREER HIGHS (C=SET, T=TIED THIS SEASON)						
	MIN	REB	AST	ST	TO	BLK	PTS	MIN	REB	AST	STL	TO	BLK	PTS	FG	FGA	FT	FTA	REB	AST	PTS
WADE	45	7	8	3	8	4	41	40.7	5.0	5.3	0.86	3.6	1.57	29.1	15	28	21	25	13	15	43
O'NEAL	42	10	3	1	3	4	22	27.0	4.5	1.5	0.50	1.7	1.50	13.3	14	25	14	18	22	6	37
BEASLEY	36	15	3	2	3	2	22	25.4	7.3	1.0	0.29	1.6	1.00	12.1	11C	25C	7C	7C	15C	3C	22C
JONES	42	5	4	1	2	1	19	33.6	2.3	0.7	0.43	0.6	0.14	9.6	4T	10	8C	9C	9	4C	19C
HASLEM	39	13	2	1	3	1	14	29.1	8.7	0.4	0.43	0.9	0.43	8.4	8	14	9	10	19	4	20
CHALMERS	42	5	8	5	4	1	15	33.0	2.7	4.4	2.86	2.4	0.14	7.3	6C	10C	2C	3C	5C	8C	15C
COOK	35	4	2	1	2	0	20	23.0	2.4	0.6	0.29	0.9	0.00	5.3	7C	12C	2C	2C	4C	2C	20C
MOON	28	8	1	1	2	1	5	13.3	3.0	0.3	0.33	0.7	0.33	4.0	5	9	1	2C	10	4	11
ANTHONY	35	8	1	0	1	3	6	14.7	3.2	0.3	0.00	0.2	1.17	1.7	3C	3C	2C	2C	8C	1C	6C
QUINN	7	1	2	1	2	0	4	4.8	0.2	1.0	0.40	0.4	0.00	1.6	1C	3C	2C	2C	1C	2C	4C
DIAWARA	7	3	0	1	0	0	2	4.2	1.0	0.0	0.20	0.0	0.00	0.4	1T	3	0T	2C	3C	0T	2T
MAGLOIRE	13	7	1	0	2	0	2	7.8	1.8	0.2	0.00	0.5	0.00	0.3	6	14	11	13	12	2	19
WRIGHT	3	0	0	0	0	0	0	3.0	0.0	0.0	0.00	0.0	0.00	0.0	0T	0T	0T	0T	0T	0T	0T
HEAT	240	48	23	10	19	12	108	240.0	38.7	15.0	6.14	13.4	5.71	88.1	44	89	38	54	56	27	116
OPPONENTS	240	50	23	11	18	5	106	240.0	37.3	16.9	6.86	12.1	3.57	87.3	47	107	33C	46	57	33	120

ATLANTA	G	GS	MIN	-FIELD GOALS-			-3-POINT FG-			-FREE THROWS-			-REBOUNDS-			PF	DQ	STL	TO	BLK	PTS	AVG	
				FG	FGA	PCT	FG	FGA	PCT	FT	FTA	PCT	OFF	DEF	TOT								
JOHNSON	7	7	270	44	106	.415	10	23	.435	22	35	.629	10	21	31	22	17	0	7	21	0	120	17.1
SMITH	7	7	266	41	97	.423	2	14	.143	30	41	.732	17	45	62	16	26	1	11	13	13	114	16.3
BIBBY	7	7	256	35	74	.473	16	30	.533	18	19	.947	3	21	24	31	20	0	7	17	2	104	14.9
MURRAY	7	0	213	28	81	.346	9	31	.290	21	24	.875	5	19	24	19	10	0	7	6	2	86	12.3
HORFORD	6	6	172	20	44	.455	0	0	.000	12	18	.667	8	29	37	12	17	0	3	2	4	52	8.7
PACHULIA	7	0	166	15	35	.429	0	0	.000	23	30	.767	19	31	50	3	25	0	4	8	1	53	7.6
WILLIAMS	3	2	41	7	15	.467	1	4	.250	6	9	.667	2	1	3	2	4	0	2	3	1	21	7.0
EVANS	7	5	179	17	41	.415	5	21	.238	2	3	.667	5	7	12	6	18	0	4	4	2	41	5.9
JONES	6	1	50	6	9	.667	0	0	.000	0	0	.000	7	6	13	2	5	0	1	0	0	12	2.0
GARDNER	2	0	3	1	2	.500	0	1	.000	0	0	.000	0	0	0	0	1	0	0	0	0	2	1.0
HUNTER	2	0	2	1	1	1.000	0	0	.000	0	0	.000	0	1	1	0	0	0	0	0	0	2	1.0
WEST	7	0	34	2	6	.333	0	1	.000	0	0	.000	0	2	2	2	2	0	1	1	0	4	0.6
CLAXTON	1	0	3	0	0	.000	0	0	.000	0	0	.000	0	0	0	0	0	0	0	0	0	0	0.0
LAW	4	0	16	0	2	.000	0	1	.000	0	0	.000	0	0	3	2	0	0	0	1	0	0	0.0
MORRIS	3	0	8	0	1	.000	0	0	.000	0	0	.000	1	1	2	0	2	0	1	1	0	0	0.0
HAWSKS	7	-	1680	217	514	.422	43	126	.341	134	179	.749	77	184	261	118	149	1	48	85	25	611	87.3

2007 OVERALL PLAYOFF STATISTICS
MIAMI HEAT (0-4)

PLAYER	G	GS	MIN	-FIELD GOALS-			-3-POINT FG-			-FREE THROWS-			-REBOUNDS-				PF	DQ	STL	TO	BLK	PTS	AVG
				FG	FGA	PCT	FG	FGA	PCT	FT	FTA	PCT	OFF	DEF	TOT	AST							
WADE	4	4	162	36	84	.429	0	5	.000	22	32	.688	7	12	19	25	13	0	5	23	2	94	23.5
O'NEAL	4	4	121	33	59	.559	0	0	.000	9	27	.333	16	18	34	5	15	1	1	14	6	75	18.8
WALKER	4	0	92	15	37	.405	8	16	.500	9	11	.818	2	7	9	6	11	0	2	4	1	47	11.8
POSEY	4	1	139	10	26	.385	6	19	.316	5	5	1.000	1	30	31	6	18	1	8	5	5	31	7.8
HASLEM	4	4	103	12	25	.480	0	0	.000	6	8	.750	4	17	21	4	14	0	1	2	2	30	7.5
MOURNING	4	0	55	10	11	.909	0	0	.000	5	13	.385	1	7	8	1	6	0	0	1	3	25	6.3
WILLIAMS	4	4	112	7	28	.250	5	17	.294	4	5	.800	0	8	8	14	5	0	5	3	1	23	5.8
KAPONO	4	1	77	8	17	.471	2	4	.500	2	2	1.000	0	5	5	2	9	0	2	1	0	20	5.0
JONES	3	2	66	2	9	.222	1	6	.167	5	6	.833	1	5	6	5	7	0	1	1	1	10	3.3
DOLEAC	1	0	1	0	0	.000	0	0	.000	0	0	.000	0	0	0	0	0	0	0	0	0	0	0.0
PAYTON	2	0	32	0	3	.000	0	1	.000	0	0	.000	0	4	4	3	3	0	0	4	0	0	0.0
WRIGHT	1	0	1	0	0	.000	0	0	.000	0	0	.000	0	0	0	0	0	0	0	0	0	0	0.0
HEAT	4	-	960	133	299	.445	22	68	.324	67	109	.615	32	113	145	71	101	2	25	59	21	355	88.8
OPPONENTS	4	-	960	145	315	.460	28	70	.400	81	100	.810	39	131	170	93	94	0	31	58	17	399	99.8

DUNKS:

Miami-25 (O'Neal-14; Haslem-4; Mourning-3; Wade-3; Walker-1)

Opponents-3

CHARGES TAKEN:

Miami-9 (Posey-3; Haslem-2; Kapono-1; Wade-1; Walker-1; Williams-1)

Opponents-12

TECHNICAL FOULS:

Miami-1 (Posey)

Opponents-1

EJECTIONS:

Miami-0

Opponents-0

PLAYER	SINGLE-GAME HIGHS							AVERAGE PER GAME							CAREER HIGHS (C=SET, T=TIED THIS SEASON)						
	MIN	REB	AST	ST	TO	BLK	PTS	MIN	REB	AST	STL	TO	BLK	PTS	FG	FGA	FT	FTA	REB	AST	PTS
WADE	45	9	10	3	7	1	28	40.5	4.8	6.3	1.25	5.8	0.50	23.5	15	28	21	25	13	15	43
O'NEAL	32	13	3	1	7	2	23	30.3	8.5	1.3	0.25	3.5	1.50	18.8	21	33	18	39	24	9	46
WALKER	30	3	3	2	3	1	20	23.0	2.3	1.5	0.50	1.0	0.25	11.8	11	32	9	13	15	7	30
POSEY	44	18	2	5	3	2	11	34.8	7.8	1.5	2.00	1.3	1.25	7.8	6	13	8	8	18C	3	20
HASLEM	32	10	3	1	1	1	11	25.8	5.3	1.0	0.25	0.5	0.50	7.5	8	14	9	10	19	4	20
MOURNING	16	4	1	0	1	2	14	13.8	2.0	0.3	0.00	0.3	0.75	6.3	13	26	15	18	20	4	34
WILLIAMS	30	4	4	3	1	1	9	28.0	2.0	3.5	1.25	0.8	0.25	5.8	10	16	7	7	8	8	22
KAPONO	33	4	1	1	1	0	11	19.3	1.3	0.5	0.50	0.3	0.00	5.0	5C	8C	2C	2C	4C	1C	11C
JONES	26	3	3	1	1	1	6	22.0	2.0	1.7	0.33	0.3	0.33	3.3	12	21	10	14	11	8	32
DOLEAC	1	0	0	0	0	0	0	1.0	0.0	0.0	0.00	0.0	0.00	0.0	4	9	3	4	7	2	11
PAYTON	18	3	3	0	2	0	0	16.0	2.0	1.5	0.00	2.0	0.00	0.0	12	29	12	16	12	14	35
WRIGHT	1	0	0	0	0	0	0	1.0	0.0	0.0	0.00	0.0	0.00	0.0	0C	0C	0C	0C	0C	0C	0C
HEAT	240	49	21	9	21	6	96	240.0	36.3	17.8	6.25	14.8	5.25	88.8	44	89	38	54	56	27	116
OPPONENTS	240	46	28	11	21	6	107	240.0	42.5	23.3	7.75	14.5	4.25	99.8	47	107	32	46	57	33	120

CHICAGO	G	GS	MIN	-FIELD GOALS-			-3-POINT FG-			-FREE THROWS-			-REBOUNDS-				PF	DQ	STL	TO	BLK	PTS	AVG
				FG	FGA	PCT	FG	FGA	PCT	FT	FTA	PCT	OFF	DEF	TOT	AST							
DENG	4	4	165	44	76	.579	0	0	.000	17	20	.850	10	26	36	12	10	0	7	10	3	105	26.3
GORDON	4	4	170	31	70	.443	10	25	.400	30	35	.857	5	16	21	22	11	0	5	19	1	102	25.5
NOCIONI	4	0	103	17	45	.378	9	19	.474	5	6	.833	2	20	22	6	13	0	1	4	4	48	12.0
HINRICH	4	4	120	16	45	.356	5	16	.313	7	7	1.000	2	7	9	21	18	0	5	8	1	44	11.0
WALLACE	4	4	159	13	24	.542	0	0	.000	11	18	.611	10	29	39	7	11	0	6	3	6	37	9.3
BROWN	4	4	80	11	22	.500	0	0	.000	4	5	.800	4	14	18	6	11	0	4	3	0	26	6.5
SEFOLOSHA	4	0	45	7	13	.538	2	3	.667	2	2	1.000	2	7	9	3	7	0	1	4	0	18	4.5
DUHON	4	0	84	4	12	.333	2	7	.286	3	4	.750	2	10	12	13	7	0	1	2	0	13	3.3
ALLEN	2	0	11	1	2	.500	0	0	.000	0	0	.000	1	0	1	1	3	0	0	0	0	2	1.0
THOMAS	4	0	21	1	6	.167	0	0	.000	2	3	.667	1	2	3	2	3	0	1	1	2	4	1.0
GRIFFIN	1	0	1	0	0	.000	0	0	.000	0	0	.000	0	0	0	0	0	0	0	0	0	0	0.0
BULLS	4	-	960	145	315	.460	28	70	.400	81	100	.810	39	131	170	93	94	0	31	58	17	399	99.8

2006 OVERALL PLAYOFF STATISTICS

MIAMI HEAT (16-7, NBA CHAMPIONS)

PLAYER			-FIELD GOALS-			-3-POINT FG-			-FREE THROWS-			-REBOUNDS-											
	G	GS	MIN	FG	FGA	PCT	FG	FGA	PCT	FT	FTA	PCT	OFF	DEF	TOT	AST	PF	DQ	STL	TO	BLK	PTS	AVG
WADE	23	23	959	219	441	.497	14	37	.378	202	250	.808	28	107	135	132	71	1	51	90	26	654	28.4
O'NEAL	23	23	759	178	291	.612	0	0	.000	68	182	.374	75	150	225	39	84	0	11	85	34	424	18.4
WALKER	23	23	862	114	283	.403	48	148	.324	31	54	.574	16	113	129	56	69	1	23	47	8	307	13.3
WILLIAMS	23	23	686	75	185	.405	26	95	.274	38	45	.844	3	43	46	90	42	0	15	36	0	214	9.3
HASLEM	22	22	650	74	150	.493	0	1	.000	41	60	.683	49	113	162	17	79	2	13	31	7	189	8.6
POSEY	22	1	606	49	114	.430	35	83	.422	27	37	.730	15	110	125	20	70	1	17	11	2	160	7.3
PAYTON	23	0	560	49	116	.422	17	58	.293	18	25	.720	6	34	40	36	55	0	23	18	3	133	5.8
MOURNING	21	0	226	26	37	.703	0	0	.000	28	42	.667	17	44	61	3	49	0	5	17	24	80	3.8
D. ANDERSON	8	0	66	6	20	.300	5	14	.357	7	8	.875	0	9	9	5	13	0	2	3	0	24	3.0
DOLEAC	8	0	72	7	13	.538	0	0	.000	2	2	1.000	6	16	22	0	12	0	1	3	0	16	2.0
S. ANDERSON	13	0	90	4	13	.308	1	3	.333	4	6	.667	3	9	12	4	8	0	0	6	1	13	1.0
KAPONO	1	0	2	0	0	.000	0	0	.000	0	0	.000	0	0	0	0	0	0	0	0	0	0	0.0
SIMIEN	2	0	7	0	3	.000	0	0	.000	0	0	.000	1	0	1	0	1	0	0	1	0	0	0.0
HEAT	23	-	5545	801	1666	.481	146	439	.333	466	711	.655	219	748	967	402	553	5	161	357	105	2214	96.3
OPPONENTS	23	-	5545	758	1766	.429	143	441	.324	468	626	.748	229	670	899	403	591	9	150	328	67	2127	92.5

DUNKS:

Miami-124 (O'Neal-66; Wade-32; Haslem-11; Mourning-11; Doleac-3; Walker-1)

Opponents-60

CHARGES TAKEN:

Miami-25 (Posey-11; Haslem-6; O'Neal-4; Williams-2; Doleac-1; Wade-1)

Opponents-35

TECHNICAL FOULS:

Miami-30 (Walker-4; Mourning-3; Haslem-2; Payton-2; Wade-2; S. Anderson-1; O'Neal-1; Defensive 3-Seconds-15)

Opponents-14 (Includes six for Defensive 3-Seconds)

EJECTIONS:

Miami-2 (Haslem-1; Posey-1)

Opponents-0

PLAYER	SINGLE-GAME HIGHS							AVERAGE PER GAME							CAREER HIGHS (C=SET, T=TIED THIS SEASON)						
	MIN	REB	AST	ST	TO	BLK	PTS	MIN	REB	AST	STL	TO	BLK	PTS	FG	FGA	FT	FTA	REB	AST	PTS
WADE	50	13	11	4	9	3	43	41.7	5.9	5.7	2.22	3.9	1.13	28.4	15	28T	21C	25C	13C	15	43C
O'NEAL	47	20	5	2	7	5	30	33.0	9.8	1.7	0.48	3.7	1.48	18.4	21	33	18	39	24	9	46
WALKER	45	11	4	4	6	2	23	37.5	5.6	2.4	1.00	2.0	0.35	13.3	11	32	9	13C	15	7	30
WILLIAMS	37	4	7	2	7	0	22	29.8	2.0	3.9	0.65	1.6	0.00	9.3	10C	16	7C	7C	8	8	22C
HASLEM	42	14	4	3	4	2	20	29.5	7.4	0.8	0.59	1.4	0.32	8.6	8C	14C	9C	10C	19	4T	20C
POSEY	44	11	3	2	3	1	18	27.5	5.7	0.9	0.77	0.5	0.09	7.3	6T	13	8	8	11T	3C	20
PAYTON	35	5	5	3	3	1	14	24.3	1.7	1.6	1.00	0.8	0.13	5.8	12	29	12	16	12	14	35
MOURNING	21	6	1	2	3	5	11	10.8	2.9	0.1	0.24	0.8	1.14	3.8	13	26	15	18	20	4	34
D. ANDERSON	19	5	4	1	2	0	8	8.3	1.1	0.6	0.25	0.4	0.00	3.0	8	16	8	10	5T	6	22
DOLEAC	14	5	0	1	2	0	8	9.0	2.8	0.0	0.13	0.4	0.00	2.0	4	9	3	4	7	2	11
S. ANDERSON	19	5	2	0	2	1	4	6.9	0.9	0.3	0.00	0.5	0.08	1.0	7	15	6	8	11	5	17
KAPONO	2	0	0	0	0	0	0	2.0	0.0	0.0	0.00	0.0	0.00	0.0	0C	0C	0C	0C	0C	0C	0C
SIMIEN	5	1	0	0	1	0	0	3.5	0.5	0.0	0.00	0.5	0.00	0.0	0C	2C	0C	0C	1C	0C	0C
HEAT	265	56	23	11	20	10	115	241.1	42.0	17.5	7.00	15.5	4.57	96.3	44C	89C	38	54	56C	27	116
OPPONENTS	265	50	26	12	20	7	109	241.1	39.1	17.5	6.52	14.3	2.91	92.5	47	107	32C	46C	57	33	120

2006 PLAYOFF STATISTICS

First Round vs. Chicago (4-2)

MIAMI	G	GS	MIN	-FIELD GOALS-			-3-POINT FG-			-FREE THROWS-			-REBOUNDS-			AST	PF	DQ	STL	TO	BLK	PTS	AVG
				FG	FGA	PCT	FG	FGA	PCT	FT	FTA	PCT	OFF	DEF	TOT								
WADE	6	6	246	51	116	.440	3	9	.333	43	48	.896	8	19	27	43	17	1	12	22	8	148	24.7
O'NEAL	6	6	186	51	84	.607	0	0	.000	17	42	.405	22	43	65	12	25	0	2	25	13	119	19.8
WALKER	6	6	236	32	85	.376	13	45	.289	11	24	.458	3	33	36	17	22	1	8	13	4	88	14.7
POSEY	5	1	137	20	41	.488	14	30	.467	5	8	.625	5	26	31	6	18	0	3	2	1	59	11.8
WILLIAMS	6	6	180	18	49	.367	8	28	.286	18	20	.900	2	10	12	23	12	0	5	10	0	62	10.3
HASLEM	5	5	131	15	28	.536	0	0	.000	16	20	.800	16	27	43	2	16	1	1	5	2	46	9.2
PAYTON	6	0	155	16	34	.471	5	17	.294	7	9	.778	2	10	12	8	16	0	7	6	1	44	7.3
D. ANDERSON	4	0	38	5	12	.417	4	9	.444	0	0	.000	0	4	4	4	4	0	2	2	0	14	3.5
DOLEAC	5	0	54	6	11	.545	0	0	.000	2	2	1.000	6	12	18	0	11	0	1	3	0	14	2.8
MOURNING	4	0	36	4	5	.800	0	0	.000	2	2	1.000	2	6	8	0	10	0	0	7	3	10	2.5
S. ANDERSON	4	0	37	1	5	.200	0	1	.000	2	2	1.000	1	2	3	1	5	0	0	0	0	4	1.0
SIMIEN	1	0	3	0	2	.000	0	0	.000	0	0	.000	0	0	0	0	1	0	0	0	0	0	0.0
HEAT	6	-	1440	219	472	.464	47	139	.338	123	177	.695	67	192	259	116	157	3	41	95	32	608	101.3

CHICAGO	G	GS	MIN	-FIELD GOALS-			-3-POINT FG-			-FREE THROWS-			-REBOUNDS-			AST	PF	DQ	STL	TO	BLK	PTS	AVG
				FG	FGA	PCT	FG	FGA	PCT	FT	FTA	PCT	OFF	DEF	TOT								
NOCIONI	6	6	230	47	84	.560	10	21	.476	30	35	.857	5	48	53	9	21	0	5	14	2	134	22.3
GORDON	6	6	245	43	106	.406	15	41	.366	25	37	.676	5	15	20	18	12	0	6	17	0	126	21.0
HINRICH	6	6	234	39	94	.415	9	26	.346	36	42	.857	0	20	20	46	22	1	8	24	2	123	20.5
DENG	6	0	180	24	56	.429	1	5	.200	12	21	.571	8	21	29	3	13	0	5	5	4	61	10.2
SWEETNEY	6	6	120	14	34	.412	0	0	.000	15	19	.789	16	17	33	7	24	1	3	7	6	43	7.2
DUHON	6	0	131	9	25	.360	7	16	.438	5	6	.833	1	15	16	13	13	0	2	5	0	30	5.0
ALLEN	6	6	116	14	30	.467	0	0	.000	0	1	.000	5	13	18	7	16	0	2	10	6	28	4.7
PARGO	5	0	19	5	12	.417	3	5	.600	4	5	.800	1	5	6	3	0	0	0	3	0	17	3.4
SCHENSCHER	3	0	17	2	2	1.000	0	0	.000	3	4	.750	3	4	7	0	2	0	0	1	0	7	2.3
CHANDLER	6	0	104	4	6	.667	0	0	.000	3	10	.300	8	19	27	3	29	1	2	6	2	11	1.8
PIATKOWSKI	6	0	28	3	6	.500	2	5	.400	2	2	1.000	1	4	5	1	1	0	0	1	0	10	1.7
HARRINGTON	3	0	15	0	3	.000	0	0	.000	0	0	.000	0	2	2	0	2	0	1	0	0	0	0.0
BULLS	6	-	1440	204	458	.445	47	119	.395	135	182	.742	53	183	236	110	155	3	34	95	23	590	98.3

Conference Semifinals vs. New Jersey (4-1)

MIAMI	G	GS	MIN	-FIELD GOALS-			-3-POINT FG-			-FREE THROWS-			-REBOUNDS-			AST	PF	DQ	STL	TO	BLK	PTS	AVG
				FG	FGA	PCT	FG	FGA	PCT	FT	FTA	PCT	OFF	DEF	TOT								
WADE	5	5	210	45	92	.489	6	9	.667	42	53	.792	4	26	30	33	16	0	12	18	3	138	27.6
O'NEAL	5	5	155	38	67	.567	0	0	.000	17	44	.386	15	21	36	8	18	0	3	15	2	93	18.6
WALKER	5	5	179	25	52	.481	15	34	.441	4	6	.667	4	23	27	9	10	0	5	7	1	69	13.8
HASLEM	5	5	147	20	31	.645	0	0	.000	18	21	.857	8	31	39	6	15	0	3	5	1	58	11.6
WILLIAMS	5	5	151	16	44	.364	4	20	.200	12	13	.923	1	11	12	17	8	0	4	12	0	48	9.6
PAYTON	5	0	113	14	29	.483	7	17	.412	1	1	1.000	1	4	5	4	11	0	5	2	1	36	7.2
MOURNING	5	0	61	8	11	.727	0	0	.000	13	18	.722	6	7	13	2	11	0	2	4	5	29	5.8
POSEY	5	0	137	7	20	.350	6	16	.375	7	10	.700	1	26	27	6	17	0	4	1	1	27	5.4
D. ANDERSON	2	0	23	1	6	.167	1	4	.250	7	8	.875	0	5	5	1	7	0	0	1	0	10	5.0
DOLEAC	2	0	16	1	2	.500	0	0	.000	0	0	.000	0	4	4	0	1	0	0	0	0	2	1.0
S. ANDERSON	1	0	3	0	0	.000	0	0	.000	0	0	.000	0	0	0	0	1	0	0	1	0	0	0.0
SIMIEN	1	0	5	0	1	.000	0	0	.000	0	0	.000	1	0	1	0	0	0	0	1	0	0	0.0
HEAT	5	-	1200	175	355	.493	39	100	.390	121	174	.695	41	158	199	86	115	0	38	68	14	510	102.0

NEW JERSEY	G	GS	MIN	-FIELD GOALS-			-3-POINT FG-			-FREE THROWS-			-REBOUNDS-			AST	PF	DQ	STL	TO	BLK	PTS	AVG
				FG	FGA	PCT	FG	FGA	PCT	FT	FTA	PCT	OFF	DEF	TOT								
CARTER	5	5	206	53	113	.469	5	25	.200	40	53	.755	7	21	28	24	15	0	5	14	2	151	30.2
JEFFERSON	5	5	176	42	75	.560	8	14	.571	11	15	.733	2	19	21	20	17	0	8	13	0	103	20.6
KIDD	5	5	212	30	67	.448	10	28	.357	14	15	.933	10	29	39	45	16	0	9	12	0	84	16.8
KRSTIC	5	5	160	22	51	.431	0	0	.000	10	16	.625	8	24	32	3	19	0	1	11	5	54	10.8
MURRAY	5	0	127	15	40	.375	7	24	.292	9	11	.818	5	21	26	1	14	0	2	2	0	46	9.2
COLLINS	5	5	148	6	12	.500	0	0	.000	8	15	.533	8	18	26	1	27	2	1	6	0	20	4.0
PADGETT	1	0	6	1	1	1.000	0	0	.000	1	2	.500	2	0	2	0	1	0	0	0	0	3	3.0
ROBINSON	2	0	48	2	6	.333	1	4	.250	1	2	.500	0	7	7	1	7	0	3	3	1	6	3.0
VAUGHN	5	0	60	3	12	.250	0	0	.000	2	4	.500	1	4	5	6	11	0	0	2	0	8	1.6
THOMAS	5	0	47	1	4	.250	0	0	.000	1	2	.500	4	6	10	1	14	0	3	4	1	3	0.6
PLANINIC	1	0	3	0	0	.000	0	0	.000	0	0	.000	0	0	0	1	1	0	1	0	0	0	0.0
WRIGHT	3	0	7	0	2	.000	0	0	.000	0	0	.000	0	0	0	0	0	0	0	0	0	0	0.0
NETS	5	-	1200	175	383	.457	31	95	.326	97	135	.719	47	149	196	103	142	2	33	69	9	478	95.6

2006 PLAYOFF STATISTICS

Conference Finals vs. Detroit (4-2)

MIAMI				-FIELD GOALS-			-3-POINT FG-			-FREE THROWS-			-REBOUNDS-			AST	PF	DQ	STL	TO	BLK	PTS	AVG
	G	GS	MIN	FG	FGA	PCT	FG	FGA	PCT	FT	FTA	PCT	OFF	DEF	TOT								
WADE	6	6	243	58	94	.617	2	8	.250	42	52	.808	4	27	31	33	16	0	11	28	9	160	26.7
O'NEAL	6	6	207	55	84	.655	0	0	.000	20	48	.417	23	40	63	2	19	0	3	26	14	130	21.7
WALKER	6	6	228	23	59	.390	10	32	.313	11	15	.733	5	28	33	17	20	0	6	15	0	67	11.2
WILLIAMS	6	6	167	23	42	.548	4	18	.222	1	1	1.000	0	11	11	22	13	0	3	6	0	51	8.5
HASLEM	6	6	197	21	55	.382	0	1	.000	4	9	.444	8	35	43	7	23	0	2	7	4	46	7.7
PAYTON	6	0	158	12	34	.353	4	17	.235	9	12	.750	0	11	11	12	14	0	5	4	1	37	6.2
POSEY	6	0	155	9	22	.409	7	17	.412	5	6	.833	3	28	31	6	13	0	4	1	0	30	5.0
MOURNING	6	0	63	5	8	.625	0	0	.000	5	10	.500	5	16	21	1	14	0	1	2	7	15	2.5
S. ANDERSON	4	0	18	1	2	.500	1	11	.000	0	0	.000	0	2	2	0	1	0	0	1	1	3	0.8
D. ANDERSON	2	0	5	0	2	.000	0	1	.000	0	0	.000	0	0	0	0	2	0	0	0	0	0	0.0
HEAT	6	-	1440	207	402	.515	28	95	.295	97	153	.634	48	198	246	100	135	0	35	96	36	539	89.8

DETROIT				-FIELD GOALS-			-3-POINT FG-			-FREE THROWS-			-REBOUNDS-			AST	PF	DQ	STL	TO	BLK	PTS	AVG
	G	GS	MIN	FG	FGA	PCT	FG	FGA	PCT	FT	FTA	PCT	OFF	DEF	TOT								
HAMILTON	6	6	240	45	119	.378	5	17	.294	29	32	.906	9	14	23	12	25	1	7	16	2	124	20.7
BILLUPS	6	6	247	34	87	.391	7	27	.259	33	37	.892	4	13	17	43	17	0	5	13	1	108	18.0
PRINCE	6	6	248	36	82	.439	8	20	.400	17	20	.850	16	21	37	16	3	0	4	9	4	97	16.2
R. WALLACE	6	6	217	25	69	.362	7	27	.259	6	9	.667	4	34	38	7	26	2	3	9	2	63	10.5
McDYEES	6	0	118	13	28	.464	0	1	.000	10	18	.556	8	22	30	2	18	0	5	13	1	36	6.0
B. WALLACE	6	6	206	14	21	.667	0	0	.000	8	24	.333	21	36	57	10	16	0	9	4	4	36	6.0
HUNTER	6	0	79	7	28	.250	3	14	.214	4	4	1.000	2	2	4	4	13	0	7	5	0	21	3.5
EVANS	4	0	22	3	6	.500	2	3	.667	2	2	1.000	0	3	3	0	2	0	0	0	0	10	2.5
DELK	5	0	32	4	11	.364	0	2	.000	3	4	.750	3	1	4	1	2	0	1	0	0	11	2.2
DAVIS	4	0	19	0	2	.000	0	0	.000	2	4	.500	1	2	3	0	6	0	0	0	0	2	0.5
DELFINO	3	0	12	0	3	.000	0	0	.000	0	0	.000	0	0	0	0	2	0	0	0	0	0	0.0
PISTONS	6	-	1440	181	456	.397	32	111	.288	114	154	.740	68	148	216	95	130	3	39	72	15	508	84.7

NBA Finals vs. Dallas (4-2)

MIAMI				-FIELD GOALS-			-3-POINT FG-			-FREE THROWS-			-REBOUNDS-			AST	PF	DQ	STL	TO	BLK	PTS	AVG
	G	GS	MIN	FG	FGA	PCT	FG	FGA	PCT	FT	FTA	PCT	OFF	DEF	TOT								
WADE	6	6	261	65	139	.468	3	11	.273	75	97	.773	12	35	47	23	22	0	16	22	6	208	34.7
WALKER	6	6	219	34	87	.391	10	37	.270	5	9	.556	4	29	33	13	17	0	4	12	3	83	13.8
O'NEAL	6	6	211	34	56	.607	0	0	.000	14	48	.292	15	46	61	17	22	0	3	19	5	82	13.7
WILLIAMS	6	6	188	18	50	.360	10	29	.345	7	11	.636	0	11	11	28	9	0	3	8	0	53	8.8
POSEY	6	0	177	13	31	.419	8	20	.400	10	13	.769	6	30	36	2	22	1	6	7	0	44	7.3
HASLEM	6	6	175	18	36	.500	0	0	.000	3	10	.300	17	20	37	2	25	1	7	14	0	39	6.5
MOURNING	6	0	66	9	13	.692	0	0	.000	8	12	.667	4	15	19	0	14	0	2	4	9	26	4.3
PAYTON	6	0	134	7	19	.368	1	7	.143	1	3	.333	3	9	12	12	14	0	6	6	0	16	2.7
S. ANDERSON	4	0	31	2	6	.333	0	1	.000	2	4	.500	2	5	7	3	1	0	0	4	0	6	1.5
DOLEAC	1	0	1	0	0	.000	0	0	.000	0	0	.000	0	0	0	0	0	0	0	0	0	0	0.0
KAPONO	1	0	2	0	0	.000	0	0	.000	0	0	.000	0	0	0	0	0	0	0	0	0	0	0.0
HEAT	6	-	1465	200	437	.458	32	105	.305	125	207	.604	63	200	263	100	146	2	47	98	23	557	92.8

DALLAS				-FIELD GOALS-			-3-POINT FG-			-FREE THROWS-			-REBOUNDS-			AST	PF	DQ	STL	TO	BLK	PTS	AVG
	G	GS	MIN	FG	FGA	PCT	FG	FGA	PCT	FT	FTA	PCT	OFF	DEF	TOT								
NOWITZKI	6	6	262	41	105	.390	6	24	.250	49	55	.891	9	56	65	15	20	0	4	13	4	137	22.8
TERRY	6	6	240	54	113	.478	13	41	.317	11	15	.733	1	12	13	21	11	0	11	15	0	132	22.0
HOWARD	6	6	231	31	80	.388	5	19	.263	21	26	.808	10	39	49	11	26	0	7	15	4	88	14.7
STACKHOUSE	5	0	150	22	62	.355	7	19	.368	13	14	.929	5	12	17	15	10	0	4	11	3	64	12.8
HARRIS	6	3	147	16	44	.364	0	3	.000	12	16	.750	3	2	5	17	21	0	5	11	0	44	7.3
DAMPIER	6	0	148	13	18	.722	0	0	.000	8	16	.500	16	33	49	2	22	0	6	8	4	34	5.7
GRIFFIN	6	3	82	9	16	.563	0	0	.000	0	0	.000	8	11	19	5	13	0	5	3	0	18	3.0
DANIELS	6	0	53	6	11	.545	1	3	.333	4	5	.800	2	1	3	8	7	0	0	4	0	17	2.8
DIOP	6	6	94	3	6	.500	0	0	.000	4	8	.500	5	15	20	1	23	1	2	3	5	10	1.7
VAN HORN	5	0	39	3	11	.273	1	6	.167	0	0	.000	1	5	6	0	5	0	0	3	0	7	1.4
ARMSTRONG	1	0	6	0	2	.000	0	1	.000	0	0	.000	0	1	1	0	0	0	0	0	0	0	0.0
MBENGA	2	0	9	0	0	.000	0	0	.000	0	0	.000	0	3	3	0	4	0	0	1	0	0	0.0
POWELL	1	0	4	0	1	.000	0	0	.000	0	0	.000	1	0	1	0	2	0	0	0	0	0	0.0
MAVERICKS	6	-	1465	198	469	.422	33	116	.284	122	155	.787	61	190	251	95	164	1	44	92	20	551	91.8

2005 OVERALL PLAYOFF STATISTICS
MIAMI HEAT (11-4)

PLAYER				-FIELD GOALS-			-3-POINT FG-			-FREE THROWS-			-REBOUNDS-													PTS	AVG
	G	GS	MIN	FG	FGA	PCT	FG	FGA	PCT	FT	FTA	PCT	OFF	DEF	TOT	AST	PF	DQ	STL	TO	BLK						
WADE	14	14	571	136	281	.484	1	10	.100	111	139	.799	23	57	80	93	43	0	22	62	16	384	27.4				
O'NEAL	13	13	431	101	181	.558	0	0	.000	50	106	.472	19	83	102	25	52	1	5	42	19	252	19.4				
E. JONES	15	15	601	71	156	.455	32	80	.400	31	42	.738	10	77	87	39	57	1	18	22	9	205	13.7				
D. JONES	15	15	498	62	129	.481	39	91	.429	18	30	.600	3	38	41	60	24	0	7	17	0	181	12.1				
HASLEM	15	15	543	52	106	.491	0	0	.000	34	46	.739	38	112	150	15	48	0	8	18	6	138	9.2				
DOOLING	15	0	264	43	87	.494	7	19	.368	17	21	.810	1	15	16	25	34	0	6	14	1	110	7.3				
MOURNING	15	2	254	31	44	.705	0	0	.000	29	52	.558	21	51	72	5	49	2	5	22	33	91	6.1				
BUTLER	12	1	182	22	59	.373	11	30	.367	1	3	.333	1	17	18	7	21	0	1	2	1	56	4.7				
LAETTNER	13	0	136	12	24	.500	0	1	.000	5	6	.833	3	22	25	7	17	0	4	6	0	29	2.2				
DOLEAC	9	0	65	7	16	.438	0	0	.000	2	2	1.000	2	12	14	0	13	0	1	3	1	16	1.8				
ANDERSON	8	0	97	3	12	.250	0	1	.000	2	2	1.000	3	16	19	8	10	0	5	6	0	8	1.0				
SMITH	3	0	8	0	2	.000	0	0	.000	0	0	.000	0	0	0	0	0	0	0	0	0	0	0.0				
HEAT	15	-	3650	540	1097	.492	90	232	.388	300	449	.668	124	500	624	284	368	4	82	230	86	1470	98.0				
OPPONENTS	15	-	3650	510	1234	.413	88	264	.333	298	418	.713	184	426	610	289	381	8	109	178	51	1406	93.7				

DUNKS:
Miami-95 (O'Neal-36; Wade-20; Mourning-16; Haslem-11; E. Jones-8; Dooling-3; Laettner-1)
Opponents-57

CHARGES TAKEN:
Miami-24 (E. Jones-8; Dooling-4; Haslem-4; Wade-4; Laettner-2; Anderson-1; D. Jones-1)
Opponents-21

TECHNICAL FOULS:
Miami-19 (Mourning-3; Dooling-2; Haslem-2; D. Jones-1; Van Gundy-1; Defensive 3-Seconds-10)
Opponents-19 (Includes five for Defensive 3-Seconds)

EJECTIONS:
Miami-0
Opponents-0

PLAYER	SINGLE-GAME HIGHS								AVERAGE PER GAME								CAREER HIGHS (G-SET, T-TIED THIS SEASON)								PTS
	MIN	REB	AST	ST	TO	BLK	PTS	MIN	REB	AST	STL	TO	BLK	PTS	FG	FGA	FT	FTA	REB	AST	PTS				
WADE	50	10	15	5	9	3	42	40.8	5.7	6.6	1.57	4.4	1.14	27.4	15C	28C	16C	19C	10C	15C	42C				
O'NEAL	47	13	5	2	6	5	27	33.2	7.8	1.9	0.38	3.2	1.46	19.4	21	33	18	39	24	9	46				
E. JONES	48	10	5	3	4	1	22	40.1	5.8	2.6	1.20	1.5	0.60	13.7	12	21	10	14	11	8	32				
D. JONES	40	7	6	2	3	0	30	33.2	2.7	4.0	0.47	1.1	0.00	12.1	10C	14C	3T	7C	7C	10	30C				
HASLEM	46	19	4	3	4	1	14	36.2	10.0	1.0	0.53	1.2	0.40	9.2	6C	10C	6T	8T	19C	4C	14C				
DOOLING	23	3	4	2	2	1	15	17.6	1.1	1.7	0.40	0.9	0.07	7.3	6C	9C	4C	5C	3C	4C	15C				
MOURNING	35	13	1	2	3	5	21	16.9	4.8	0.3	0.33	1.5	2.20	6.1	13	26	15	18	20	4	34				
BUTLER	41	4	2	1	1	1	13	15.2	1.5	0.6	0.08	0.2	0.08	4.7	5C	11C	1C	2C	4C	2C	13C				
LAETTNER	24	5	3	1	1	0	8	10.5	1.9	0.5	0.31	0.5	0.00	2.2	11	25	10	12	12	6	26				
DOLEAC	19	6	0	1	3	1	8	7.2	1.6	0.0	0.11	0.3	0.11	1.8	4	9	3	4	7	2	11				
ANDERSON	19	4	3	2	2	0	2	12.1	2.4	1.0	0.63	0.8	0.00	1.0	7	15	6	8	11	5	17				
SMITH	6	0	0	0	0	0	0	2.7	0.0	0.0	0.00	0.0	0.00	0.0	13	31	12	14	10	9	35				
HEAT	290	51	24	9	20	10	116	243.3	41.6	18.9	5.47	15.3	5.73	98.0	43C	87	38C	54C	53	27	116C				
OPPONENTS	290	57	27	11	17	8	106	243.3	40.7	19.3	7.27	11.9	3.40	93.7	47	107C	31T	43C	57C	33	120				

2005 PLAYOFF STATISTICS

First Round vs. New Jersey (4-0)

MIAMI	G	GS	MIN	-FIELD GOALS-			-3-POINT FG-			-FREE THROWS-			-REBOUNDS-			AST	PF	DQ	STL	TO	BLK	PTS	AVG
				FG	FGA	PCT	FG	FGA	PCT	FT	FTA	PCT	OFF	DEF	TOT								
WADE	4	4	170	37	74	.500	1	2	.500	30	36	.833	6	19	25	35	10	0	7	20	4	105	26.3
O'NEAL	4	4	132	26	55	.473	0	0	.000	21	41	.512	4	31	35	10	16	0	1	12	3	73	18.3
D. JONES	4	4	140	21	40	.525	17	34	.500	7	12	.583	0	10	10	12	8	0	2	4	0	66	16.5
E. JONES	4	4	153	23	42	.548	13	25	.520	6	10	.600	4	17	21	9	21	1	6	4	1	65	16.3
MOURNING	4	0	62	12	16	.750	0	0	.000	14	23	.609	7	12	19	2	14	1	1	8	3	38	9.5
DOOLING	4	0	63	15	21	.714	2	3	.667	4	4	1.000	0	1	1	2	4	0	0	2	0	36	9.0
HASLEM	4	4	139	12	29	.414	0	0	.000	11	17	.647	11	36	47	6	13	0	1	5	2	35	8.8
LAETTNER	4	0	50	5	7	.714	0	1	.000	0	0	.000	1	6	7	2	6	0	2	2	0	10	2.5
ANDERSON	4	0	72	2	8	.250	0	1	.000	2	2	1.000	2	11	13	7	7	0	4	5	0	6	1.5
BUTLER	2	0	23	1	8	.125	0	2	.000	0	0	.000	0	1	1	1	4	0	0	0	0	2	1.0
DOLEAC	2	0	5	1	1	1.000	0	0	.000	0	0	.000	0	0	0	0	2	0	0	0	1	2	1.0
SMITH	1	0	1	0	0	.000	0	0	.000	0	0	.000	0	0	0	0	0	0	0	0	0	0	0.0
HEAT	4	-	1010	155	301	.515	33	68	.485	95	145	.655	35	144	179	86	105	2	24	63	14	438	109.5

NEW JERSEY	G	GS	MIN	-FIELD GOALS-			-3-POINT FG-			-FREE THROWS-			-REBOUNDS-			AST	PF	DQ	STL	TO	BLK	PTS	AVG
				FG	FGA	PCT	FG	FGA	PCT	FT	FTA	PCT	OFF	DEF	TOT								
CARTER	4	4	179	35	96	.365	6	19	.316	31	36	.861	9	25	34	23	17	0	9	15	0	107	26.8
KRSTIC	4	4	154	27	48	.563	0	0	.000	19	24	.792	10	20	30	7	20	1	1	6	2	73	18.3
KIDD	4	4	182	26	67	.388	11	30	.367	6	11	.545	10	26	36	29	16	0	10	9	0	69	17.3
JEFFERSON	4	1	140	20	50	.400	2	10	.200	21	31	.677	8	14	22	9	14	0	3	8	0	63	15.8
ROBINSON	4	0	71	11	27	.407	4	14	.286	2	2	1.000	2	8	10	5	20	1	3	0	1	28	7.0
BEST	4	0	82	9	22	.409	1	9	.111	8	9	.889	2	4	6	9	9	0	1	3	0	27	6.8
COLLINS	4	4	128	4	17	.235	0	0	.000	3	8	.375	9	17	26	1	19	0	2	5	0	11	2.8
SCALABRINE	4	3	61	2	11	.182	1	4	.250	4	4	1.000	2	5	7	2	6	0	1	4	2	9	2.3
BUFFORD	3	0	4	0	0	.000	0	0	.000	0	0	.000	0	0	0	0	0	0	0	0	0	0	0.0
PLANINIC	3	0	3	0	0	.000	0	0	.000	0	0	.000	0	0	0	0	0	0	0	0	0	0	0.0
SMITH	3	0	4	0	0	.000	0	0	.000	0	0	.000	0	0	0	0	2	0	0	0	0	0	0.0
THOMAS	2	0	2	0	1	.000	0	0	.000	0	0	.000	0	0	0	0	0	0	0	0	0	0	0.0
NETS	4	-	1010	134	339	.395	25	86	.291	94	125	.752	52	119	171	85	123	2	30	52	5	387	96.8

Conference Semifinals vs. Washington (4-0)

MIAMI	G	GS	MIN	-FIELD GOALS-			-3-POINT FG-			-FREE THROWS-			-REBOUNDS-			AST	PF	DQ	STL	TO	BLK	PTS	AVG
				FG	FGA	PCT	FG	FGA	PCT	FT	FTA	PCT	OFF	DEF	TOT								
WADE	4	4	165	44	82	.537	0	4	.000	36	48	.750	9	19	28	32	12	0	5	25	6	124	31.0
O'NEAL	2	2	63	14	23	.609	0	0	.000	7	16	.438	4	10	14	3	10	1	2	7	2	35	17.5
E. JONES	4	4	166	22	45	.489	10	26	.385	8	13	.615	0	20	20	9	13	0	8	5	4	62	15.5
D. JONES	4	4	141	20	45	.444	14	35	.400	5	6	.833	1	8	9	17	6	0	2	7	0	59	14.8
HASLEM	4	4	151	17	32	.531	0	0	.000	8	11	.727	15	30	45	5	14	0	2	7	2	42	10.5
DOOLING	4	0	68	12	23	.522	4	8	.500	1	2	.500	1	6	7	10	13	0	3	3	1	29	7.3
MOURNING	4	2	77	9	14	.643	0	0	.000	6	11	.545	7	20	27	1	15	0	1	6	9	24	6.0
BUTLER	3	0	31	6	14	.429	4	9	.444	0	0	.000	0	2	2	2	5	0	0	0	0	16	5.3
LAETTNER	3	0	39	4	9	.444	0	0	.000	3	4	.750	1	6	7	4	6	0	1	1	0	11	3.7
DOLEAC	4	0	41	4	11	.364	0	0	.000	2	2	1.000	1	10	11	0	9	0	1	3	0	10	2.5
ANDERSON	3	0	18	1	4	.250	0	0	.000	0	0	.000	1	4	5	1	2	0	0	0	0	2	0.7
HEAT	4	-	960	153	302	.507	32	82	.390	76	113	.673	40	135	175	84	105	1	25	70	24	414	103.5

WASHINGTON	G	GS	MIN	-FIELD GOALS-			-3-POINT FG-			-FREE THROWS-			-REBOUNDS-			AST	PF	DQ	STL	TO	BLK	PTS	AVG
				FG	FGA	PCT	FG	FGA	PCT	FT	FTA	PCT	OFF	DEF	TOT								
ARENAS	4	4	174	29	76	.382	8	35	.229	32	47	.681	3	12	15	23	14	1	11	16	1	98	24.5
JAMISON	4	4	152	30	70	.429	9	20	.450	7	9	.778	7	12	19	2	8	0	2	4	2	76	19.0
HUGHES	4	4	171	21	64	.328	3	12	.250	27	32	.844	10	20	30	13	11	1	7	9	3	72	18.0
HAYWOOD	4	4	133	20	42	.476	0	0	.000	12	17	.706	15	20	35	4	18	1	6	3	9	52	13.0
DIXON	4	0	96	17	37	.459	4	12	.333	3	4	.750	0	12	12	4	8	0	3	4	0	41	10.3
THOMAS	2	0	24	5	7	.714	0	0	.000	1	4	.250	3	2	5	0	6	0	0	1	1	11	5.5
JEFFRIES	4	4	101	8	23	.348	1	2	.500	3	3	1.000	7	7	14	4	15	0	4	5	3	20	5.0
PEELER	3	0	20	1	6	.167	0	1	.000	2	2	1.000	0	5	5	1	0	0	0	3	0	4	1.3
BLAKE	2	0	10	1	2	.500	0	0	.000	0	0	.000	0	2	2	2	1	0	0	1	0	2	1.0
RUFFIN	4	0	76	1	3	.333	0	0	.000	0	4	.000	7	8	15	3	15	1	1	4	0	2	0.5
PROFIT	1	0	3	0	1	.000	0	0	.000	0	0	.000	0	1	1	1	1	0	0	0	0	0	0.0
WIZARDS	4	-	960	133	331	.402	25	82	.305	87	122	.713	52	101	153	57	96	4	34	52	19	378	94.5

2005 PLAYOFF STATISTICS

Conference Finals vs. Detroit (3-4)

MIAMI	G	GS	MIN	-FIELD GOALS-			-3-POINT FG-			-FREE THROWS-			-REBOUNDS-				PF	DQ	STL	TO	BLK	PTS	AVG
				FG	FGA	PCT	FG	FGA	PCT	FT	FTA	PCT	OFF	DEF	TOT	AST							
WADE	6	6	236	55	125	.440	0	4	.000	45	55	.818	8	19	27	26	21	0	10	17	6	155	25.8
O'NEAL	7	7	236	61	103	.592	0	0	.000	22	49	.449	11	42	53	12	26	0	2	23	14	144	20.6
E. JONES	7	7	282	26	69	.377	9	29	.310	17	19	.895	6	40	46	21	23	0	4	13	4	78	11.1
HASLEM	7	7	253	23	45	.511	0	0	.000	15	18	.833	12	46	58	4	21	0	5	6	2	61	8.7
D. JONES	7	7	217	21	44	.477	8	22	.364	6	12	.500	2	20	22	31	10	0	3	6	0	56	8.0
DOOLING	7	0	133	16	43	.372	1	8	.125	12	15	.800	0	8	8	13	17	0	3	9	0	45	6.4
BUTLER	7	1	128	15	37	.405	7	19	.368	1	3	.333	1	14	15	4	12	0	1	2	1	38	5.4
MOURNING	7	0	115	10	14	.714	0	0	.000	9	18	.500	7	19	26	2	20	1	3	8	21	29	4.1
DOLEAC	3	0	19	2	4	.500	0	0	.000	0	0	.000	1	2	3	0	2	0	0	0	0	4	1.3
LAETTNER	6	0	47	3	8	.375	0	0	.000	2	2	1.000	1	10	11	1	5	0	1	3	0	8	1.3
ANDERSON	1	0	7	0	0	.000	0	0	.000	0	0	.000	0	1	1	0	1	0	1	1	0	0	0.0
SMITH	2	0	7	0	2	.000	0	0	.000	0	0	.000	0	0	0	0	0	0	0	0	0	0	0.0
HEAT	7	-	1680	232	494	.470	25	82	.305	129	191	.675	49	221	270	114	158	1	33	97	48	618	88.3

DETROIT	G	GS	MIN	-FIELD GOALS-			-3-POINT FG-			-FREE THROWS-			-REBOUNDS-				PF	DQ	STL	TO	BLK	PTS	AVG
				FG	FGA	PCT	FG	FGA	PCT	FT	FTA	PCT	OFF	DEF	TOT	AST							
HAMILTON	7	7	310	63	133	.474	2	10	.200	37	47	.787	10	18	28	41	18	0	8	13	2	165	23.6
BILLUPS	7	7	284	40	95	.421	14	33	.424	24	31	.774	6	21	27	41	20	1	5	13	0	118	16.9
PRINCE	7	7	275	42	94	.447	9	18	.500	10	13	.769	15	23	38	20	16	0	5	12	1	103	14.7
R. WALLACE	7	7	216	36	73	.493	9	20	.450	20	26	.769	9	40	49	5	30	1	5	11	6	101	14.4
B. WALLACE	7	7	268	23	63	.365	0	2	.000	6	21	.286	18	54	72	9	23	0	12	6	11	52	7.4
McDYESS	7	0	125	21	45	.467	0	0	.000	2	3	.667	15	23	38	3	24	0	3	7	4	44	6.3
HUNTER	7	0	100	9	32	.281	4	13	.308	7	12	.583	3	7	10	11	14	0	4	5	3	29	4.1
ARROYO	6	0	45	5	17	.294	0	0	.000	7	10	.700	1	6	7	15	5	0	1	2	0	17	2.8
CAMPBELL	7	0	44	4	11	.364	0	0	.000	4	8	.500	2	13	15	2	12	0	2	4	0	12	1.7
DUPREE	3	0	7	0	1	.000	0	0	.000	0	0	.000	1	1	2	0	0	0	0	0	0	0	0.0
HAM	2	0	3	0	0	.000	0	0	.000	0	0	.000	0	0	0	0	0	0	0	0	0	0	0.0
MILICIC	2	0	3	0	0	.000	0	0	.000	0	0	.000	0	0	0	0	0	0	0	0	0	0	0.0
PISTONS	7	-	1680	243	564	.431	38	96	.396	117	171	.684	80	206	286	147	162	2	45	74	27	641	91.6



Udonis Haslem is Miami's all-time postseason leader in offensive, defensive and total rebounds.

2004 OVERALL PLAYOFF STATISTICS

MIAMI HEAT (6-7)

PLAYER				-FIELD GOALS-			-3-POINT FG-			-FREE THROWS-			-REBOUNDS-							PTS	AVG		
	G	GS	MIN	FG	FGA	PCT	FG	FGA	PCT	FT	FTA	PCT	OFF	DEF	TOT	AST	PF	DQ	STL			TO	BLK
WADE	13	13	510	86	189	.455	3	8	.375	59	75	.787	16	36	52	73	45	0	17	54	4	234	18.0
ODOM	13	13	512	81	182	.445	8	26	.308	49	72	.681	32	76	108	37	58	2	15	42	10	219	16.8
JONES	13	13	478	56	153	.366	20	67	.299	40	50	.800	3	44	47	29	37	0	18	19	11	172	13.2
C. BUTLER	13	13	511	59	153	.386	2	11	.182	47	57	.825	18	92	110	31	45	0	28	23	7	167	12.8
GRANT	13	13	399	42	98	.429	0	1	.000	8	14	.571	45	67	112	10	52	1	7	18	8	92	7.1
ALSTON	13	0	295	29	91	.319	12	52	.231	21	25	.840	4	25	29	22	22	0	5	10	1	91	7.0
ALLEN	10	0	138	22	49	.449	0	0	.000	6	9	.667	12	18	30	4	21	0	2	4	9	50	5.0
HASLEM	13	0	199	13	33	.394	0	0	.000	21	31	.677	18	26	44	3	22	0	5	3	3	47	3.6
R. BUTLER	10	0	58	9	22	.409	3	9	.333	0	0	.000	0	11	11	2	12	0	1	1	0	21	2.1
WALKER	4	0	11	0	2	.000	0	0	.000	0	0	.000	0	1	1	0	2	0	0	0	0	0	0.0
ZHI-ZHI	3	0	7	0	0	.000	0	0	.000	0	0	.000	0	0	0	1	1	0	0	1	0	0	0.0
WOODS	1	0	2	0	0	.000	0	0	.000	0	0	.000	0	0	0	0	0	0	0	0	0	0	0.0
HEAT	13	—	3120	397	972	.408	48	174	.276	251	333	.754	148	396	544	212	317	3	98	184	53	1093	84.1
OPPONENTS	13	—	3120	385	951	.405	77	229	.336	244	330	.739	148	397	545	244	284	3	82	206	65	1091	83.9

DUNKS:

Miami-34 (Odom-11; Wade-11; C. Butler-5; Grant-3; Haslem-3; R. Butler-1)

Opponents-34

TECHNICAL FOULS:

Miami-21 (Grant-3; Alston-2; Haslem-2; Odom-2; Allen-1; Jones-1; Van Gundy-1; Defensive 3-Seconds-9)

Opponents-21 (Includes five for Defensive 3-Seconds)

EJECTIONS:

Miami-1 (Alston)

Opponents-2

PLAYER	SINGLE-GAME HIGHS							AVERAGE PER GAME							CAREER HIGHS (C=SET, T=TIED THIS SEASON)							
	MIN	REB	AST	ST	TO	BLK	PTS	MIN	REB	AST	STL	TO	BLK	PTS	FG	FGA	FT	FTA	REB	AST	PTS	
WADE	47	7	10	3	6	2	27	39.2	4.0	5.6	1.31	4.2	0.31	18.0	10C	21C	12C	17C	7C	10C	27C	
ODOM	44	12	6	4	7	2	25	39.4	8.3	2.8	1.15	3.2	0.77	16.8	9C	18C	12C	14C	12C	6C	25C	
JONES	43	8	4	3	4	3	25	36.8	3.6	2.2	1.38	1.5	0.85	13.2	12	21T	10	14	11	8	32	
C. BUTLER	47	15	4	5	5	2	24	39.3	8.5	2.4	2.15	1.8	0.54	12.8	10C	18C	8C	10C	15C	4C	24C	
GRANT	39	16	3	2	3	3	15	30.7	8.6	0.8	0.54	1.4	0.62	7.1	10	14	9	13	16C	3T	23	
ALSTON	36	7	5	1	2	1	17	22.7	2.2	1.7	0.38	0.8	0.08	7.0	6C	12C	5C	6C	7C	5C	17C	
ALLEN	29	8	1	2	2	2	13	13.8	3.0	0.4	0.20	0.4	0.90	5.0	6C	9C	2C	2C	8C	1C	13C	
HASLEM	30	9	1	2	1	1	8	15.3	3.4	0.2	0.38	0.2	0.23	3.6	3C	9C	6C	8C	9C	1C	8C	
R. BUTLER	15	3	1	1	1	0	5	5.8	1.1	0.2	0.10	0.1	0.00	2.1	2C	5C	0C	0C	3C	1C	5C	
WALKER	5	1	0	0	0	0	0	2.8	0.3	0.0	0.00	0.0	0.00	0.0	5	8	4	6	16	2	13	
ZHI-ZHI	4	0	1	0	1	0	0	2.3	0.0	0.3	0.00	0.3	0.00	0.0	3	5	2	4	2	2	7	
WOODS	2	0	0	0	0	0	0	2.0	0.0	0.0	0.00	0.0	0.00	0.0	1	3	0T	0T	1	0T	2	
HEAT	240	51	21	13	21	7	100	240.0	41.8	16.3	7.54	14.2	4.08	84.1	39	87	31	43	53	27	114	
OPPONENTS	240	53	27	11	23	8	96	240.0	41.9	18.8	6.31	15.8	5.00	83.9	47	91	31	42	54	33	120	

2004 PLAYOFF STATISTICS

First Round vs. New Orleans (4-3)

MIAMI	G	GS	MIN	-FIELD GOALS-			-3-POINT FG-			-FREE THROWS-			-REBOUNDS-			AST	PF	DQ	STL	TO	BLK	PTS	AVG
				FG	FGA	PCT	FG	FGA	PCT	FT	FTA	PCT	OFF	DEF	TOT								
ODUM	7	7	275	42	96	.438	5	16	.313	25	34	.735	16	39	55	26	33	1	8	28	7	114	16.3
WADE	7	7	267	42	99	.424	3	6	.500	21	27	.778	8	20	28	39	22	0	9	27	1	108	15.4
JONES	7	7	270	35	93	.376	12	45	.267	23	30	.767	1	28	29	13	20	0	9	8	9	105	15.0
C. BUTLER	7	7	272	40	97	.412	0	5	.000	23	33	.697	14	50	64	15	22	0	20	16	2	103	14.7
GRANT	7	7	225	26	56	.464	0	0	.000	5	9	.556	27	36	63	6	25	0	4	9	4	57	8.1
ALSTON	7	0	160	15	49	.306	6	30	.200	16	19	.842	3	12	15	10	13	0	3	5	1	52	7.4
HASLEM	7	0	144	7	17	.412	0	0	.000	17	24	.708	13	21	34	3	17	0	4	3	3	31	4.4
R. BUTLER	5	0	38	4	14	.286	2	8	.250	0	0	.000	0	7	7	1	8	0	0	0	0	10	2.0
ALLEN	4	0	9	2	4	.500	0	0	.000	1	2	.500	2	2	4	0	1	0	0	1	1	5	1.3
WALKER	4	0	11	0	2	.000	0	0	.000	0	0	.000	0	1	1	0	2	0	0	0	0	0	0.0
ZHI-ZHI	3	0	7	0	0	.000	0	0	.000	0	0	.000	0	0	0	1	1	0	0	1	0	0	0.0
WOODS	1	0	2	0	0	.000	0	0	.000	0	0	.000	0	0	0	0	0	0	0	0	0	0	0.0
HEAT	7	-	1680	213	527	.404	28	110	.255	131	178	.736	84	216	300	114	164	1	57	106	28	585	83.6

NEW ORLEANS	G	GS	MIN	-FIELD GOALS-			-3-POINT FG-			-FREE THROWS-			-REBOUNDS-			AST	PF	DQ	STL	TO	BLK	PTS	AVG
				FG	FGA	PCT	FG	FGA	PCT	FT	FTA	PCT	OFF	DEF	TOT								
DAVIS	7	7	260	43	114	.377	16	49	.327	25	33	.758	6	23	29	49	21	0	11	19	5	127	18.1
MAGLOIRE	7	7	239	28	67	.418	0	1	.000	21	28	.750	16	48	64	5	22	1	3	11	7	77	11.0
WESLEY	7	7	243	24	74	.324	11	30	.367	15	21	.714	1	15	16	17	21	0	5	16	0	74	10.6
BROWN	7	7	256	26	71	.366	0	0	.000	10	11	.909	29	39	68	15	16	0	3	13	11	62	8.9
LYNCH	7	7	147	25	57	.439	3	12	.250	5	8	.625	13	24	37	12	15	0	3	7	3	58	8.3
AUGMON	7	0	168	18	48	.375	0	1	.000	16	18	.889	4	15	19	7	13	0	6	13	1	52	7.4
SMITH	5	0	46	12	26	.462	6	11	.545	2	3	.667	2	6	8	1	5	0	0	3	0	32	6.4
WEST	7	0	111	15	28	.536	0	0	.000	11	13	.846	8	22	30	8	10	0	2	7	4	41	5.9
ARMSTRONG	7	0	150	8	34	.235	5	25	.200	3	3	1.000	6	9	15	16	10	0	6	13	0	24	3.4
TRAYLOR	4	0	40	4	9	.444	0	0	.000	2	3	.667	1	9	10	1	8	0	3	2	1	10	2.5
WILLIAMS	3	0	18	2	5	.400	0	1	.000	3	4	.750	0	0	0	4	5	0	1	4	0	7	2.3
CARTER	1	0	2	0	1	.000	0	0	.000	0	0	.000	0	0	0	0	0	0	0	0	0	0	0.0
HORNETS	7	-	1680	205	534	.384	41	130	.315	113	145	.779	86	210	296	135	146	1	43	120	32	564	80.6

Conference Semifinals vs. Indiana (2-4)

MIAMI				-FIELD GOALS-			-3-POINT FG-			-FREE THROWS-			-REBOUNDS-				PF	DQ	STL	TO	BLK	PTS	AVG
	G	GS	MIN	FG	FGA	PCT	FG	FGA	PCT	FT	FTA	PCT	OFF	DEF	TOT	AST							
WADE	6	6	243	44	90	.489	0	2	.000	38	48	.792	8	16	24	34	23	0	8	27	3	126	21.0
ODOM	6	6	237	39	86	.453	3	10	.300	24	38	.632	16	37	53	11	25	1	7	14	3	105	17.5
JONES	6	6	208	21	60	.350	8	22	.364	17	20	.850	2	16	18	16	17	0	9	11	2	67	11.2
C. BUTLER	6	6	239	19	56	.339	2	6	.333	24	24	1.000	4	42	46	16	23	0	8	7	5	64	10.7
ALLEN	6	0	129	20	45	.444	0	0	.000	5	7	.714	10	16	26	4	20	0	2	3	8	45	7.5
ALSTON	6	0	135	14	42	.333	6	22	.273	5	6	.833	1	13	14	12	9	0	2	5	0	39	6.5
GRANT	6	6	174	16	42	.381	0	1	.000	3	5	.600	18	31	49	4	27	1	3	9	4	35	5.8
HASLEM	6	0	55	6	16	.375	0	0	.000	4	7	.571	5	5	10	0	5	0	1	0	0	16	2.7
R. BUTLER	5	0	20	5	8	.625	1	11	.000	0	0	.000	0	4	4	1	4	0	1	1	0	11	2.2
HEAT	6	-	1440	184	445	.413	20	64	.313	120	155	.774	64	180	244	98	153	2	41	78	25	508	84.7

INDIANA	G	GS	MIN	-FIELD GOALS-			-3-POINT FG-			-FREE THROWS-			-REBOUNDS-			PF	DQ	STL	TO	BLK	PTS	AVG	
				FG	FGA	PCT	FG	FGA	PCT	FT	FTA	PCT	OFF	DEF	TOT								
ARTIST	6	6	240	44	100	.440	9	22	.409	31	45	.689	12	21	33	21	21	1	6	20	8	128	21.3
O'NEAL	6	6	222	45	105	.429	0	1	.000	35	52	.673	10	42	52	8	24	0	2	9	12	125	20.8
MILLER	6	6	178	17	37	.459	8	21	.381	24	25	.960	0	12	12	15	7	0	6	9	1	66	11.0
TINSLEY	6	6	178	20	44	.455	9	23	.391	6	6	1.000	3	24	27	35	22	0	14	13	0	55	9.2
HARRINGTON	6	0	156	17	42	.405	1	2	.500	11	25	.440	9	23	32	3	24	1	3	13	6	46	7.7
FOSTER	6	6	142	13	20	.650	0	1	.000	7	9	.778	21	29	50	7	17	0	3	10	0	33	5.5
F. JONES	4	0	78	4	9	.444	3	6	.500	5	6	.833	0	9	9	5	5	0	2	2	2	16	4.0
JOHNSON	6	0	111	8	20	.400	2	7	.286	5	8	.625	1	11	12	8	10	0	2	3	1	23	3.8
BENDER	6	0	76	8	24	.333	2	9	.222	3	4	.750	4	9	13	3	2	0	0	3	3	21	3.5
CROSHERE	5	0	49	4	14	.286	2	7	.286	3	3	1.000	2	4	6	4	4	0	1	2	0	13	2.6
POLLARD	1	0	6	0	1	.000	0	0	.000	1	2	.500	0	3	3	0	1	0	0	0	0	1	1.0
ANDERSON	1	0	4	0	1	.000	0	0	.000	0	0	.000	0	0	0	0	1	0	0	1	0	0	0.0
PACERS	6	-	1440	180	417	.432	36	99	.364	131	185	.708	62	187	249	109	138	2	39	86	33	527	87.8

2001 OVERALL PLAYOFF STATISTICS

MIAMI HEAT (0-3)

PLAYER	G	GS	MIN	-FIELD GOALS-			-3-POINT FG-			-FREE THROWS-			-REBOUNDS-				PF	DQ	STL	TO	BLK	PTS	AVG
				FG	FGA	PCT	FG	FGA	PCT	FT	FTA	PCT	OFF	DEF	TOT	AST							
JONES	3	3	108	22	44	.500	7	16	.438	6	7	.857	2	16	18	7	9	0	3	7	1	57	19.0
HOUSE	3	0	64	16	40	.400	2	7	.286	4	5	.800	1	4	5	5	7	0	3	5	1	38	12.7
MOURNING	3	3	91	12	25	.480	0	0	.000	11	19	.579	3	13	16	3	9	0	0	5	5	35	11.7
GRANT	3	0	84	10	24	.417	0	0	.000	10	14	.714	6	18	24	1	9	0	0	6	5	30	10.0
CARTER	3	1	69	9	19	.474	0	1	.000	0	0	.000	0	6	6	11	9	0	2	10	1	18	6.0
MAJERLE	3	0	71	5	16	.313	4	14	.286	2	4	.500	3	7	10	5	7	0	3	2	0	16	5.3
MASON	3	3	98	5	13	.385	0	1	.000	6	6	1.000	1	8	9	4	6	0	1	7	0	16	5.3
BOWEN	3	3	58	5	16	.313	2	8	.250	0	0	.000	1	1	2	2	8	0	2	2	2	12	4.0
HARDAWAY	2	2	36	2	9	.222	1	3	.333	0	0	.000	1	1	2	9	4	0	0	8	0	5	2.5
CEBALLOS	3	0	15	2	7	.286	0	0	.000	1	2	.500	3	3	6	1	3	0	0	1	0	5	1.7
GREEN	3	0	21	1	3	.333	0	0	.000	1	1	1.000	1	3	4	2	4	0	1	1	0	3	1.0
CAUSWELL	1	0	5	0	1	.000	0	0	.000	0	0	.000	0	3	3	0	1	0	0	0	0	0	0.0
HEAT	3	—	720	89	217	.410	16	50	.320	41	58	.707	22	83	105	50	76	0	15	56	15	235	78.3
OPPONENTS	3	—	720	103	223	.462	15	35	.429	81	102	.794	36	95	131	55	62	1	37	42	12	302	100.7

DUNKS:

Miami-1 (Mourning)

Opponents-10

TECHNICAL FOULS:

Miami-3 (Carter-1; House-1; Illegal Defense-1)

Opponents-1

EJECTIONS:

Miami-0

Opponents-1

PLAYER	SINGLE-GAME HIGHS							AVERAGE PER GAME							CAREER HIGHS (C=SET, T=TIED THIS SEASON)						
	MIN	REB	AST	ST	TO	BL	PTS	MIN	REB	AST	STL	TO	BLK	PTS	FG	FGA	FT	FTA	REB	AST	PTS
JONES	40	7	4	2	3	1	22	36.0	6.0	2.3	1.00	2.3	0.33	19.0	12	21	10	14	11	8	32
HOUSE	31	3	2	1	3	1	16	21.3	1.7	1.7	1.00	1.7	0.33	12.7	6C	18C	3C	3C	3C	2C	16C
MOURNING	38	9	2	0	3	3	14	30.3	5.3	1.0	0.00	1.7	1.67	11.7	13	26	15	18	20	4	34
GRANT	31	10	1	0	3	3	15	28.0	8.0	0.3	0.00	2.0	1.67	10.0	10	14C	9	13	15	3	23
CARTER	26	3	5	2	5	1	10	23.0	2.0	3.7	0.67	3.3	0.33	6.0	6	13	4	4	7	13	15
MAJERLE	28	5	2	2	2	0	8	23.7	3.3	1.7	1.00	0.7	0.00	5.3	12	24	10	12	12	9	34
MASON	35	4	2	1	3	0	8	32.7	3.0	1.3	0.33	2.3	0.00	5.3	13	18	8	12	15	7	29
BOWEN	22	1	1	2	2	2	7	19.3	0.7	0.7	0.67	0.7	0.67	4.0	3T	8C	3	4	3	2	11
HARDAWAY	19	1	5	0	4	0	3	18.0	1.0	4.5	0.00	4.0	0.00	2.5	15	29	9	15	8	20	38
CEBALLOS	7	4	1	0	1	0	3	5.0	2.0	0.3	0.00	0.3	0.00	1.7	10	20	8	10	12	6	25
GREEN	8	2	1	1	1	0	2	7.0	1.3	0.7	0.33	0.3	0.00	1.0	9	16	10	15	20	7	25
CAUSWELL	5	3	0	0	0	0	0	5.0	3.0	0.0	0.00	0.0	0.00	0.0	1	2	4	4	3T	1	4
HEAT	240	39	17	6	23	7	80	240.0	35.0	16.7	5.00	18.7	5.00	78.3	39	87	31	43	53	27	114
OPPONENTS	240	47	21	17	15	7	106	240.0	43.7	18.3	12.33	14.0	4.00	100.7	47	91	31	42	54	33	120

CHARLOTTE	G	GS	MIN	-FIELD GOALS-			-3-POINT FG-			-FREE THROWS-			-REBOUNDS-				PF	DQ	STL	TO	BLK	PTS	AVG
				FG	FGA	PCT	FG	FGA	PCT	FT	FTA	PCT	OFF	DEF	TOT	AST							
MASHBURN	3	3	119	22	50	.440	2	3	.667	25	25	1.000	4	14	18	14	6	0	4	7	0	71	23.7
DAVIS	3	3	110	22	40	.550	4	10	.400	13	15	.867	4	10	14	15	6	0	9	10	0	61	20.3
WESLEY	3	3	95	18	33	.545	7	10	.700	7	9	.778	2	7	9	6	4	0	8	2	1	50	16.7
ROBINSON	3	0	63	17	24	.708	0	0	.000	2	2	1.000	6	8	14	5	3	0	2	2	1	36	12.0
BROWN	3	3	110	7	17	.412	0	0	.000	10	13	.769	9	18	27	3	9	0	5	7	4	24	8.0
CAMPBELL	3	3	63	5	17	.294	0	0	.000	9	12	.750	3	10	13	2	14	1	1	5	2	19	6.3
COLEMAN	3	0	62	5	22	.227	1	7	.143	4	5	.800	4	12	16	4	9	0	3	3	1	15	5.0
HAWKINS	3	0	40	3	8	.375	1	4	.250	5	7	.714	1	7	8	3	4	0	3	0	0	12	4.0
BURRELL	2	0	12	2	3	.667	0	1	.000	1	2	.500	0	3	3	1	0	0	2	0	0	5	2.5
MAGLOIRE	3	0	29	2	5	.400	0	0	.000	2	8	.250	2	5	7	0	6	0	0	1	3	6	2.0
RECASNER	2	0	9	0	1	.000	0	0	.000	3	4	.750	0	1	1	2	0	0	0	1	0	3	1.5
THORPE	2	0	8	0	3	.000	0	0	.000	0	0	.000	1	0	1	0	1	0	0	1	0	0	0.0
HORNETS	3	-	720	103	223	.462	15	35	.429	81	102	.794	36	95	131	55	62	1	37	42	12	302	100.7

2000 OVERALL PLAYOFF STATISTICS
MIAMI HEAT (6-4)

PLAYER	G	GS	MIN	-FIELD GOALS-			-3-POINT FG-			-FREE THROWS-			-REBOUNDS-			PF	DQ	STL	TO	BLK	PTS	AVG	
				FG	FGA	PCT	FG	FGA	PCT	FT	FTA	PCT	OFF	DEF	TOT								AST
MOURNING	10	10	376	76	157	.484	0	1	.000	64	96	.667	31	69	100	14	40	1	2	24	33	216	21.6
MASHBURN	10	10	423	63	157	.401	13	33	.394	36	42	.857	9	37	46	32	30	0	11	24	2	175	17.5
BUFORD	1	0	16	4	8	.500	1	2	.500	2	2	1.000	0	1	1	1	3	0	0	0	0	11	11.0
MAJERLE	10	10	372	30	71	.423	20	50	.400	10	14	.714	5	65	70	32	34	0	21	11	1	90	9.0
HARDAWAY	7	7	182	20	68	.294	7	34	.206	7	10	.700	1	14	15	33	10	0	5	11	0	54	7.7
CARTER	10	3	275	32	77	.416	1	6	.167	12	16	.750	8	32	40	56	23	0	12	24	2	77	7.7
BROWN	10	10	308	35	82	.427	0	0	.000	5	6	.833	26	56	82	11	42	3	8	11	4	75	7.5
WEATHERSPOON	10	0	170	25	60	.417	0	0	.000	14	24	.583	18	23	41	1	23	0	4	8	3	64	6.4
BOWEN	10	0	157	10	27	.370	5	22	.227	10	16	.625	1	9	10	8	27	1	7	6	4	35	3.5
THORPE	10	0	136	13	27	.481	0	1	.000	7	14	.500	6	23	29	3	29	0	0	11	2	33	3.3
STRICKLAND	1	0	10	1	3	.333	0	0	.000	0	2	.000	0	0	0	0	0	0	2	1	0	2	2.0
HEAT	10	-	2425	309	737	.419	47	149	.315	167	242	.690	105	329	434	191	261	5	72	140	51	832	83.2
OPPONENTS	10	-	2425	288	713	.404	39	114	.342	192	251	.765	78	303	381	139	233	3	67	128	33	807	80.7

DUNKS:

Miami-35 (Mourning-20; Thorpe-5; Weatherspoon-4; Brown-3; Buford-1; Majerle-1; Mashburn-1)

Opponents-22

TECHNICAL FOULS:

Miami-7 (Hardaway-1; Mourning-1; Illegal Defense-5)

Opponents-8 (Includes two for Illegal Defense)

EJECTIONS:

Miami-0

Opponents-0

PLAYER	SINGLE-GAME HIGHS							AVERAGE PER GAME							CAREER HIGHS (C=SET, T=TIED THIS SEASON)							
	MIN	REB	AST	ST	TO	BLK	PTS	MIN	REB	AST	STL	TO	BLK	PTS	FG	FGA	FT	FTA	REB	AST	PTS	
MOURNING	46	17	3	1	9	9	29	37.6	10.0	1.4	0.20	2.4	3.30	21.6	13	26	15	18	20	4	34	
MASHBURN	48	7	5	2	5	1	29	42.3	4.6	3.2	1.10	2.4	0.20	17.5	10C	22C	9C	9C	8	5T	29C	
BUFORD	16	1	1	0	0	0	11	16.0	1.0	1.0	0.00	0.0	0.00	11.0	4C	8C	2C	2C	1C	1C	11C	
MAJERLE	45	12	7	4	3	1	16	37.2	7.0	3.2	2.10	1.1	0.10	9.0	12	24	10	12	12T	9	34	
HARDAWAY	36	4	7	1	3	0	15	26.0	2.1	4.7	0.71	1.6	0.00	7.7	15	29	9	15	8	20	38	
CARTER	42	7	13	4	5	2	15	27.5	4.0	5.6	1.20	2.4	0.20	7.7	6C	13C	4C	4C	7C	13C	15C	
BROWN	42	16	3	2	3	1	14	30.8	8.2	1.1	0.80	1.1	0.40	7.5	8	17C	8	10	16C	3C	20	
WEATHERSPOON	36	10	1	1	3	1	18	17.0	4.1	0.1	0.40	0.8	0.30	6.4	8C	11C	5	6T	10C	1T	18C	
BOWEN	26	3	2	2	2	1	11	15.7	1.0	0.8	0.70	0.6	0.40	3.5	3C	5C	3C	4C	3C	2C	11C	
THORPE	26	10	1	0	3	1	10	13.6	2.9	0.3	0.00	1.1	0.20	3.3	12	17	11	14	17	6	28	
STRICKLAND	10	0	0	2	1	0	2	10.0	0.0	0.0	2.00	1.0	0.00	2.0	4	5	2	2T	7	1	9	
HEAT	265	50	22	11	23	11	95	242.5	43.4	19.1	7.20	14.0	5.10	83.2	39	87	31	43	53	27	114	
OPPONENTS	265	46	19	10	19	10	91	242.5	38.1	13.9	6.70	12.8	3.30	80.7	47	91	31T	42C	54	33	120	

2000 PLAYOFF STATISTICS

First Round vs. Detroit (3-0)

MIAMI	G	GS	MIN	-FIELD GOALS-			-3-POINT FG-			-FREE THROWS-			-REBOUNDS-				PF	DQ	STL	TO	BLK	PTS	AVG
				FG	FGA	PCT	FG	FGA	PCT	FT	FIA	PCT	OFF	DEF	TOT	AST							
MASHBURN	3	3	120	23	47	.489	4	8	.500	14	17	.824	1	14	15	15	10	0	2	8	1	64	21.3
MOURNING	3	3	96	19	35	.543	0	1	.000	16	22	.727	9	17	26	4	12	0	4	14	54	18.0	
BUFORD	1	0	16	4	8	.500	1	2	.500	2	2	1.000	0	1	1	1	3	0	0	0	0	11	11.0
MAJERLE	3	3	103	9	19	.474	7	14	.500	5	6	.833	0	16	16	6	11	0	8	6	1	30	10.0
CARTER	3	3	116	13	34	.382	0	0	.000	2	4	.500	0	13	13	29	8	0	8	11	2	28	9.3
WEATHERSPOON	3	0	68	11	23	.478	0	0	.000	6	8	.750	6	10	16	0	9	0	2	5	1	28	9.3
BROWN	3	3	71	12	24	.500	0	0	.000	0	0	.000	5	12	17	3	14	1	1	6	1	24	8.0
BOWEN	3	0	70	5	11	.455	2	8	.250	4	8	.500	1	3	4	4	12	1	5	2	1	16	5.3
THORPE	3	0	50	6	11	.545	0	1	.000	1	4	.250	3	13	16	2	10	0	0	8	1	13	4.3
STRICKLAND	1	0	10	1	3	.333	0	0	.000	0	2	.000	0	0	0	0	0	0	2	1	0	2	2.0
HEAT	3	-	720	103	215	.479	14	34	.412	50	73	.685	25	99	124	64	89	2	28	51	22	270	90.0

DETROIT	G	GS	MIN	-FIELD GOALS-			-3-POINT FG-			-FREE THROWS-			-REBOUNDS-				PF	DQ	STL	TO	BLK	PTS	AVG
				FG	FGA	PCT	FG	FGA	PCT	FT	FIA	PCT	OFF	DEF	TOT	AST							
STACKHOUSE	3	3	120	24	59	.407	3	7	.429	23	31	.742	1	11	12	10	4	0	2	14	0	74	24.7
HILL	2	2	55	6	16	.375	1	2	.500	9	10	.900	0	11	11	9	7	0	1	10	0	22	11.0
CURRY	3	1	79	12	23	.522	0	0	.000	4	6	.667	0	3	3	3	5	0	1	2	1	28	9.3
HUNTER	3	3	93	10	32	.313	1	9	.111	4	6	.667	0	7	7	5	4	0	5	5	1	25	8.3
MILLS	3	3	77	9	15	.600	6	9	.667	1	2	.500	0	6	6	1	12	1	2	2	0	25	8.3
LAETTNER	3	3	75	7	17	.412	0	0	.000	6	8	.750	2	13	15	6	14	0	0	3	1	20	6.7
MOORE	3	0	42	5	12	.417	0	0	.000	8	8	1.000	7	5	12	3	9	0	1	4	0	18	6.0
WILLIAMS	3	0	73	7	14	.500	0	0	.000	1	8	.125	7	14	21	2	8	0	3	3	0	15	5.0
BUECHLER	3	0	34	2	7	.286	2	5	.400	0	0	.000	0	4	4	1	4	0	0	0	1	6	2.0
CROTTY	3	0	51	2	10	.200	0	3	.000	2	2	1.000	0	4	4	4	4	0	1	4	1	6	2.0
MONTROSS	2	0	5	0	0	.000	0	0	.000	0	0	.000	0	2	2	0	2	0	0	0	0	0	0.0
VAUGHT	2	0	16	0	3	.000	0	0	.000	0	0	.000	1	5	6	0	1	0	2	1	0	0	0.0
PISTONS	3	-	720	84	208	.404	13	35	.371	58	81	.716	18	85	103	44	74	1	18	51	5	239	79.7

Conference Semifinals vs. New York (3-4)

MIAMI	G	GS	MIN	-FIELD GOALS-			-3-POINT FG-			-FREE THROWS-			-REBOUNDS-				PF	DQ	STL	TO	BLK	PTS	AVG
				FG	FGA	PCT	FG	FGA	PCT	FT	FTA	PCT	OFF	DEF	TOT	AST							
MOURNING	7	7	280	57	122	.467	0	0	.000	48	74	.649	22	52	74	10	28	1	2	20	19	162	23.1
MASHBURN	7	7	303	40	110	.364	9	25	.360	22	25	.880	8	23	31	17	20	0	9	16	1	111	15.9
MAJERLE	7	7	269	21	52	.404	13	36	.361	5	8	.625	5	49	54	26	23	0	13	5	0	60	8.6
HARDAWAY	7	7	182	20	68	.294	7	34	.206	7	10	.700	1	14	15	33	10	0	5	11	0	54	7.7
BROWN	7	7	237	23	58	.397	0	0	.000	5	6	.833	21	44	65	8	28	2	7	5	3	51	7.3
CARTER	7	0	159	19	43	.442	1	6	.167	10	12	.833	8	19	27	14	0	4	12	0	49	7.0	
WEATHERSPOON	7	0	102	14	37	.378	0	0	.000	8	16	.500	12	13	25	1	14	0	2	3	2	36	5.1
THORPE	7	0	86	7	16	.438	0	0	.000	6	10	.600	3	10	13	1	19	0	0	3	1	20	2.9
BOWEN	7	0	87	5	16	.313	3	14	.214	6	8	.750	0	6	6	4	15	0	2	4	3	19	2.7
HEAT	7	-	1705	206	522	.395	33	115	.287	117	169	.692	80	230	310	127	171	3	44	88	29	562	80.3

NEW YORK	G	GS	MIN	-FIELD GOALS-			-3-POINT FG-			-FREE THROWS-			-REBOUNDS-				PF	DQ	STL	TO	BLK	PTS	AVG
				FG	FGA	PCT	FG	FGA	PCT	FT	FIA	PCT	OFF	DEF	TOT	AST							
SPREWELL	7	7	305	43	115	.374	1	5	.200	37	43	.860	5	28	33	28	14	0	13	18	4	124	17.7
HOUSTON	7	7	294	40	101	.396	8	20	.400	24	26	.923	2	21	23	11	16	0	8	16	0	112	16.0
EWING	7	7	256	36	89	.404	0	0	.000	30	42	.714	18	58	76	1	29	0	9	11	10	102	14.6
WARD	7	7	209	30	61	.492	11	32	.344	6	9	.667	4	28	32	23	14	0	8	11	1	77	11.0
JOHNSON	7	7	254	23	53	.434	2	10	.200	14	18	.778	6	28	34	11	21	0	2	8	0	62	8.9
CAMBY	7	0	179	13	39	.333	0	0	.000	11	17	.647	17	33	50	3	27	1	3	5	12	37	5.1
CHILDS	7	0	135	11	29	.379	4	12	.333	10	11	.909	0	12	12	16	21	1	3	6	0	36	5.1
THOMAS	7	0	72	8	18	.444	0	0	.000	2	4	.500	8	10	18	2	17	0	3	2	1	18	2.6
DUDLEY	1	0	1	0	0	.000	0	0	.000	0	0	.000	0	0	0	0	0	0	0	0	0	0	0.0
KNICKS	7	-	1705	204	505	.404	26	79	.329	134	170	.788	60	218	278	95	159	2	49	77	28	568	81.1

1999 OVERALL PLAYOFF STATISTICS
MIAMI HEAT (2-3)

PLAYER	G	GS	MIN	FIELD GOALS-			-3-POINT FG-			-FREE THROWS-			-REBOUNDS-					PF	DQ	STL	TO	BLK	PTS	AVG
				FG	FGA	PCT	FG	FGA	PCT	FT	FTA	PCT	OFF	DEF	TOT	AST								
MOURNING	5	5	194	38	73	.521	0	0	.000	32	49	.653	7	34	41	4	19	0	8	12	14	108	21.6	
BROWN	5	5	144	21	45	.467	0	1	.000	9	10	.900	14	17	31	5	17	0	2	3	2	51	10.2	
MASHBURN	5	5	152	19	49	.388	6	14	.429	6	9	.667	4	9	13	10	11	0	2	10	0	50	10.0	
LENARD	4	0	57	12	22	.545	9	14	.643	4	4	1.000	0	1	1	3	4	0	0	1	1	37	9.3	
HARDAWAY	5	5	182	15	56	.268	5	25	.200	10	16	.625	3	11	14	32	14	0	5	18	1	45	9.0	
PORTER	5	0	139	15	32	.469	3	12	.250	12	15	.800	3	16	19	15	8	0	3	8	0	45	9.0	
WEATHERSPOON	5	0	112	9	26	.346	0	0	.000	11	17	.647	4	17	21	2	8	0	7	3	1	29	5.8	
MAJERLE	5	5	152	5	26	.192	5	22	.227	5	7	.714	3	26	29	6	15	0	5	3	2	20	4.0	
STRICKLAND	2	0	8	1	2	.500	0	0	.000	2	2	1.000	1	2	3	0	0	0	1	1	0	4	2.0	
CAUSWELL	4	0	20	1	2	.500	0	0	.000	4	6	.667	0	2	2	1	2	0	1	0	0	6	1.5	
ASKINS	4	0	27	0	4	.000	0	3	.000	0	0	.000	2	2	4	0	5	0	2	0	1	0	0.0	
WALTERS	3	0	13	0	3	.000	0	2	.000	0	0	.000	0	0	0	4	0	0	0	0	0	0	0.0	
HEAT	5	—	1200	136	340	.400	28	93	.301	95	135	.704	41	137	178	82	103	0	36	63	22	395	79.0	
OPPONENTS	5	—	1200	156	356	.438	23	70	.329	80	105	.762	56	146	202	64	119	0	39	63	15	415	83.0	

DUNKS:

Miami-11 (Mourning-8; Brown-1; Mashburn-1; Weatherspoon-1)

Opponents-10

TECHNICAL FOULS:

Miami-5 (Brown-2; Hardaway-2; Illegal Defense-1)

Opponents-4

EJECTIONS:

Miami-2 (Brown-1; Hardaway-1)

Opponents-0

PLAYER	SINGLE-GAME HIGHS							AVERAGE PER GAME							CAREER HIGHS (C=SET, T=TIED THIS SEASON)							
	MIN	REB	AST	ST	TO	BLK	PTS	MIN	REB	AST	STL	TO	BLK	PTS	FG	FGA	FT	FTA	REB	AST	PTS	
MOURNING	46	13	2	3	5	5	27	38.8	8.2	0.8	1.60	2.4	2.80	21.6	13	26	15	18	20	4	34	
BROWN	36	12	2	1	2	1	16	28.8	6.2	1.0	0.40	0.6	0.40	10.2	8	12	8	10	14	27	20	
MASHBURN	37	4	4	2	3	0	16	30.4	2.6	2.0	0.40	2.0	0.00	10.0	7	18	6	7	8	5	22	
LENARD	20	1	2	0	1	1	13	14.3	0.3	0.8	0.00	0.3	0.25	9.3	10	17	8	9	7	5	28	
HARDAWAY	41	4	11	4	4	1	14	36.4	2.8	6.4	1.00	3.6	0.20	9.0	15	29	9	15	8	20	38	
PORTER	32	6	7	2	3	0	16	27.8	3.8	3.0	0.60	1.6	0.00	9.0	13	19	15	16	8	15	41	
WEATHERSPOON	31	6	1	3	2	1	14	22.4	4.2	0.4	1.40	0.6	0.20	5.8	5C	10C	5C	6C	6C	1C	14C	
MAJERLE	39	10	3	2	1	9	9	30.4	5.8	1.2	1.00	0.6	0.40	4.0	12	24	10	12	12	9	34	
STRICKLAND	5	2	0	1	1	0	4	4.0	1.5	0.0	0.50	0.5	0.00	2.0	4	5	2C	2T	7	1	9	
CAUSWELL	7	1	1	1	0	0	4	5.0	0.5	0.3	0.25	0.0	0.00	1.5	1T	2	4C	4T	7	1T	4C	
ASKINS	14	4	0	2	0	1	0	6.8	1.0	0.0	0.50	0.0	0.25	0.0	4	7	3	3	5	3	13	
WALTERS	6	0	2	0	0	0	0	4.3	0.0	1.3	0.00	0.0	0.00	0.0	1	2C	0T	0T	0T	2C	2	
HEAT	240	37	22	11	18	6	87	240.0	35.6	16.4	7.20	12.6	4.40	79.0	39	87	31	43	53	27	114	
OPPONENTS	240	45	18	11	16	6	97	240.0	40.4	12.8	7.80	12.6	3.00	83.0	47	91	31	37	54	33	120	

NEW YORK	G	GS	MIN	-FIELD GOALS-			-3-POINT FG-			-FREE THROWS-			-REBOUNDS-			PF	DQ	STL	TO	BLK	PTS	AVG	
				FG	FGA	PCT	FG	FGA	PCT	FT	FTA	PCT	OFF	DEF	REB								AST
SPREWELL	5	0	159	29	66	.439	2	7	.286	21	26	.808	5	16	21	9	7	0	6	14	0	81	16.2
HOUSTON	5	5	177	27	58	.466	2	5	.400	20	22	.909	1	11	12	7	10	0	1	12	0	76	15.2
EWING	5	5	172	30	68	.441	0	0	.000	13	20	.650	10	44	54	3	14	0	5	5	6	73	14.6
JOHNSON	5	5	176	25	61	.410	9	28	.321	1	5	.200	10	19	29	9	12	0	5	9	0	60	12.0
CAMBY	5	0	103	15	22	.682	0	0	.000	7	11	.636	11	15	26	2	18	0	6	1	3	37	7.4
WARD	5	5	145	10	30	.333	7	22	.318	5	6	.833	4	8	12	22	14	0	9	8	0	32	6.4
CHILDS	5	0	108	6	17	.353	3	8	.375	7	9	.778	4	11	15	8	12	0	3	6	0	22	4.4
THOMAS	5	5	103	9	25	.360	0	0	.000	2	2	1.000	5	15	20	3	19	0	3	4	5	20	4.0
DUDLEY	3	0	38	3	4	.750	0	0	.000	2	2	1.000	6	4	10	0	10	0	1	0	1	8	2.7
BRUNSON	4	0	11	2	3	.667	0	0	.000	2	2	1.000	0	0	0	1	1	0	0	3	0	6	1.5
H. WILLIAMS	3	0	8	0	2	.000	0	0	.000	0	0	.000	0	3	3	0	2	0	0	0	0	0	0.0
KNICKS	5	-	1200	156	356	.438	23	70	.329	80	105	.762	56	146	202	64	119	0	39	63	15	415	83.0

1998 OVERALL PLAYOFF STATISTICS

MIAMI HEAT (2-3)

PLAYER	G	GS	MIN	-FIELD GOALS-			-3-POINT FG-			-FREE THROWS-			-REBOUNDS-				PF	DQ	STL	TO	BLK	PTS	AVG
				FG	FGA	PCT	FG	FGA	PCT	FT	FTA	PCT	OFF	DEF	TOT	AST							
HARDAWAY	5	5	222	42	94	.447	17	39	.436	29	37	.784	3	14	17	33	9	0	6	18	0	130	26.0
MOURNING	4	4	138	29	56	.518	0	0	.000	19	29	.655	10	24	34	5	18	0	3	8	10	77	19.3
LENARD	5	5	186	24	52	.462	9	26	.346	15	20	.750	1	18	19	7	20	0	1	11	2	72	14.4
MURDOCK	5	0	125	11	32	.344	2	9	.222	23	28	.821	3	17	20	15	11	0	7	4	0	47	9.4
BROWN	5	5	190	19	37	.514	0	0	.000	8	22	.364	15	29	44	4	22	1	7	6	3	46	9.2
MASHBURN	5	3	129	12	45	.267	4	11	.364	3	4	.750	4	18	22	9	21	2	3	9	1	31	6.2
MAJERLE	2	2	62	3	8	.375	2	6	.333	1	2	.500	1	4	5	5	3	0	4	1	1	9	4.5
STRICKLAND	3	0	28	4	5	.800	0	0	.000	1	2	.500	2	5	7	0	4	0	0	0	1	9	3.0
CONLON	3	0	46	3	7	.429	0	0	.000	1	2	.500	1	3	4	3	7	0	1	6	1	7	2.3
MILLS	2	0	11	1	5	.200	1	4	.250	1	2	.500	0	3	3	0	3	0	0	0	0	4	2.0
ASKINS	4	0	58	2	7	.286	1	5	.200	0	0	.000	1	6	7	1	9	0	2	1	0	5	1.3
CAUSWELL	1	1	5	0	0	.000	0	0	.000	0	0	.000	0	2	2	0	0	0	0	1	0	0	0.0
HEAT	5	-	1200	150	348	.431	36	100	.360	101	148	.682	41	143	184	82	127	3	34	68	19	437	87.4
OPPONENTS	5	-	1200	155	358	.433	23	61	.377	115	146	.788	56	153	209	95	132	2	42	73	7	448	89.6

DUNKS:

Miami-13 (Mourning-7; Brown-4; Strickland-2)
Opponents-6

TECHNICAL FOULS:

Miami-3 (Mourning-2; Hardaway-1)
Opponents-8 (Includes four for Illegal Defense)

EJECTIONS:

Miami-1 (Mourning)
Opponents-1

PLAYER	SINGLE-GAME HIGHS							AVERAGE PER GAME							CAREER HIGHS (C=SET, T=TIED THIS SEASON)							
	MIN	REB	AST	ST	TO	BLK	PTS	MIN	REB	AST	STL	TO	BLK	PTS	FG	FGA	FT	FTA	REB	AST	PTS	
HARDAWAY	48	5	9	2	4	0	34	44.4	3.4	6.6	1.20	3.6	0.00	26.0	15	29	9T	15	8	20	38	
MOURNING	45	13	3	2	4	4	30	34.5	8.5	1.3	0.75	2.0	2.50	19.3	13	26	15	18	20	4	34	
LENARD	41	7	3	1	4	2	28	37.2	3.8	1.4	0.20	2.2	0.40	14.4	10C	17C	8	9	7T	5	28C	
MURDOCK	30	6	5	2	2	0	16	25.0	4.0	3.0	1.40	0.8	0.00	9.4	5C	12C	6C	8C	6C	5C	16C	
BROWN	47	10	2	2	2	1	18	38.0	8.8	0.8	1.40	1.2	0.60	9.2	8C	12	8	10	14	2T	20	
MASHBURN	41	7	5	1	4	1	14	25.8	4.4	1.8	0.60	1.8	0.20	6.2	7	18C	6	7	8	5T	22	
MAJERLE	38	4	3	3	1	1	8	31.0	2.5	2.5	2.00	0.5	0.50	4.5	12	24	10	12	12	9	34	
STRICKLAND	24	7	0	0	0	1	9	9.3	2.3	0.0	0.00	0.0	0.33	3.0	4C	5T	1C	2T	7C	1	9C	
CONLON	28	4	2	1	3	1	4	15.3	1.3	1.0	0.33	2.0	0.33	2.3	2C	3C	2	2T	4C	2C	4C	
MILLS	6	2	0	0	0	0	4	5.5	1.5	0.0	0.00	0.0	0.00	2.0	7	14	4	6	10	41	7	
ASKINS	21	5	1	1	1	0	3	14.5	1.8	0.3	0.50	0.3	0.00	1.3	4	7	3	3	5T	31	3	
CAUSWELL	5	2	0	0	1	0	0	5.0	2.0	0.0	0.00	1.0	0.00	0.0	1	2	3	4	31	3	0	
HEAT	240	44	18	10	18	7	94	240.0	36.8	16.4	6.80	13.6	3.80	87.4	39	87	31	43	53	27	114	
OPPONENTS	240	50	26	10	22	2	98	240.0	41.8	19.0	8.40	14.6	1.40	89.6	47	91	31	37T	54	33	120	

NEW YORK	G	GS	MIN	-FIELD GOALS-			-3-POINT FG-			-FREE THROWS-			-REBOUNDS-				PF	DQ	STL	TO	BLK	PTS	AVG
				FG	FGA	PCT	FG	FGA	PCT	FT	FTA	PCT	OFF	DEF	REB	AST							
HOUSTON	5	5	206	39	91	.429	4	14	.286	34	39	.872	4	20	24	15	12	0	4	17	0	116	23.2
JOHNSON	4	4	157	29	61	.475	0	1	.000	25	32	.781	14	15	29	6	13	0	4	12	2	83	20.8
STARKS	5	1	158	28	55	.509	11	23	.478	17	20	.850	3	17	20	10	19	1	9	6	1	84	16.8
OAKLEY	5	5	189	17	42	.405	0	0	.000	16	17	.941	11	36	47	10	19	1	5	8	0	50	10.0
CHILD	5	0	122	11	32	.344	3	9	.333	6	10	.600	2	9	11	15	16	0	1	8	0	31	6.2
B. WILLIAMS	2	0	37	3	8	.375	0	0	.000	6	6	1.000	7	9	16	1	2	0	0	2	1	12	6.0
WARD	5	5	136	11	26	.423	2	9	.222	5	10	.500	1	18	19	34	15	0	12	8	1	29	5.8
MILLS	4	2	89	8	19	.421	3	5	.600	3	3	1.000	5	11	16	1	12	0	1	1	1	22	5.5
CUMMINGS	4	1	66	5	15	.333	0	0	.000	1	5	.200	5	15	20	2	12	0	3	4	1	11	2.8
DUDLEY	3	2	22	3	7	.429	0	0	.000	2	4	.500	4	3	7	0	8	0	2	1	0	8	2.7
BOWIE	5	0	18	1	2	.500	0	0	.000	0	0	.000	0	0	0	1	4	0	1	1	0	2	0.4
KNICKS	5	-	1200	155	358	.433	23	61	.377	115	146	.788	56	153	209	95	132	2	42	73	7	448	89.6

1997 OVERALL PLAYOFF STATISTICS
MIAMI HEAT (8-9)

PLAYER			-FIELD GOALS-			-3-POINT FG-			-FREE THROWS-			-REBOUNDS-											
	G	GS	MIN	FG	FGA	PCT	FG	FGA	PCT	FT	FTA	PCT	OFF	DEF	TOT	AST	PF	DQ	STL	TO	BLK	PTS	AVG
HARDAWAY	17	17	701	103	287	.359	42	134	.313	70	88	.795	13	56	69	119	37	0	27	53	1	318	18.7
MOURNING	17	17	630	107	218	.491	3	8	.375	86	155	.555	44	129	173	18	73	2	11	70	46	303	17.8
LENARD	17	17	548	63	155	.406	36	91	.396	32	37	.865	12	38	50	36	49	0	11	30	3	194	11.4
MASHBURN	17	17	554	65	168	.387	22	62	.355	26	40	.650	22	62	84	35	58	2	17	30	2	178	10.5
BROWN	15	15	451	42	103	.408	0	0	.000	38	53	.717	48	81	129	10	40	0	9	16	20	122	8.1
MAJERLE	17	2	496	46	117	.393	25	74	.338	19	28	.679	16	56	72	43	31	0	21	13	4	136	8.0
AUSTIN	15	0	287	36	81	.444	1	4	.250	25	31	.806	16	50	66	6	35	0	6	22	7	98	6.5
ANDERSON	9	0	120	11	30	.367	2	8	.250	9	10	.900	2	15	17	5	20	0	4	12	2	33	3.7
ASKINS	12	0	146	10	23	.435	6	12	.500	4	4	1.000	11	17	28	7	26	0	3	3	2	30	2.5
CROTTY	15	0	125	13	33	.394	5	12	.417	6	7	.857	5	6	11	11	15	0	4	14	0	37	2.5
PINCKNEY	2	0	6	2	3	.667	0	0	.000	0	0	.000	0	0	0	1	0	0	0	0	0	4	2.0
STRICKLAND	4	0	16	4	8	.500	0	0	.000	0	2	.000	0	3	3	1	0	0	1	2	0	8	2.0
HEAT	17	-	4080	502	1226	.409	142	405	.351	315	455	.692	189	513	702	292	384	4	114	276	87	1461	85.9
OPPONENTS	17	-	4080	525	1279	.410	80	266	.301	327	423	.773	207	506	713	290	383	5	151	242	75	1457	85.7

DUNKS:

Miami-49 (Mourning-24; Brown-9; Austin-8; Majerle-4; Lenard-1; Mashburn-1; Pinckney-1; Strickland-1)

Opponents-54

TECHNICAL FOULS:

Miami-25 (Brown-4; Mourning-3; Crotty-2; Hardaway-2; Mashburn-2; Anderson-1; Austin-1; Majerle-1; Robertson-1; Illegal Defense-8)

Opponents-31 (Includes seven for Illegal Defense)

EJECTIONS:

Miami-1 (Brown)

Opponents-3

PLAYER	SINGLE-GAME HIGHS							AVERAGE PER GAME							CAREER HIGHS (C=SET, T=TIED THIS SEASON)						
	MIN	REB	AST	ST	TO	BLK	PTS	MIN	REB	AST	STL	TO	BLK	PTS	FG	FGA	FT	FTA	REB	AST	PTS
HARDAWAY	48	8	11	5	6	1	38	41.2	4.1	7.0	1.59	3.1	0.06	18.7	15	29	9C	15	8T	20	38C
MOURNING	44	17	3	3	9	6	28	37.1	10.2	1.1	0.65	4.1	2.71	17.8	13	26	15	18	20	4	34
LENARD	42	7	5	2	4	1	24	32.2	2.9	2.1	0.65	1.8	0.18	11.4	8C	15C	8C	9C	7C	5C	24C
MASHBURN	42	8	5	3	4	1	22	32.6	4.9	2.1	1.00	1.8	0.12	10.5	7C	15C	6C	7C	8C	5C	22C
BROWN	41	14	2	2	2	3	20	30.1	8.6	0.7	0.60	1.1	1.33	8.1	6C	12C	8C	10C	14C	2C	20C
MAJERLE	43	9	6	3	3	1	18	29.2	4.2	2.5	1.24	0.8	0.24	8.0	12	24	10	12	12	9	34
AUSTIN	30	8	2	2	4	2	12	19.1	4.4	0.4	0.40	1.5	0.47	6.5	5C	9C	6C	8C	8C	2C	12C
ANDERSON	26	6	4	2	4	1	9	13.3	1.9	0.6	0.44	1.3	0.22	3.7	18	25	7	9	10	7	38
ASKINS	24	5	3	1	1	1	7	12.2	2.3	0.6	0.25	0.3	0.17	2.5	4	7	3	3	5T	3C	13
CROTTY	23	3	5	1	3	0	8	8.3	0.7	0.7	0.27	0.9	0.00	2.5	3C	6C	3C	3T	3C	5C	8C
PINCKNEY	4	0	1	0	0	0	2	3.0	0.0	0.5	0.00	0.0	0.00	2.0	6	9	8	8	14	2	17
STRICKLAND	6	2	1	1	1	0	6	4.0	0.8	0.3	0.25	0.5	0.00	2.0	3C	5C	0C	2C	2C	1C	6C
HEAT	240	53	27	13	32	11	104	240.0	41.3	17.2	6.71	16.2	5.12	85.9	39C	87C	31	43	53C	27C	114
OPPONENTS	240	54	26	19	21	11	100	240.0	41.9	17.1	8.88	14.2	4.41	85.7	47	91	31	37	54C	33	120

1997 PLAYOFF STATISTICS

First Round vs. Orlando (3-2)

MIAMI	G	GS	MIN	-FIELD GOALS-			-3-POINT FG-			-FREE THROWS-			-REBOUNDS-				PF	DQ	STL	TO	BLK	PTS	AVG
				FG	FGA	PCT	FG	FGA	PCT	FT	FIA	PCT	OFF	DEF	TOT	AST							
MOURNING	5	5	188	37	68	.544	0	0	.000	17	35	.486	17	45	62	7	19	0	3	16	13	91	18.2
LENARD	5	5	169	25	56	.446	16	34	.471	7	8	.875	0	10	10	12	14	0	5	10	1	73	14.6
HARDWAY	5	5	201	25	83	.301	10	40	.250	12	14	.857	6	14	20	49	10	0	8	18	0	72	14.4
BROWN	5	5	166	19	39	.487	0	0	.000	22	25	.880	16	36	52	3	10	0	3	4	7	60	12.0
MASHBURN	5	5	160	19	50	.380	8	18	.444	7	12	.583	6	25	31	16	18	1	6	6	1	53	10.6
MAJERLE	5	0	128	21	43	.488	8	24	.333	1	1	1.000	8	8	16	13	7	0	4	5	2	51	10.2
AUSTIN	3	0	48	6	15	.400	0	0	.000	8	10	.800	6	9	15	3	4	0	0	3	2	20	6.7
ASKINS	5	0	92	7	16	.438	4	7	.571	4	4	1.000	7	10	17	5	14	0	2	1	2	22	4.4
CROTTY	4	0	24	4	7	.571	2	5	.400	0	0	.000	1	2	3	1	5	0	0	2	0	10	2.5
PINCKNEY	2	0	6	2	3	.667	0	0	.000	0	0	.000	0	0	0	1	0	0	0	0	0	4	2.0
ANDERSON	2	0	8	1	3	.333	0	0	.000	0	0	.000	0	1	1	0	1	0	0	0	0	2	1.0
STRICKLAND	2	0	10	1	3	.333	0	0	.000	0	2	.000	0	2	2	1	0	0	1	1	0	2	1.0
HEAT	5	-	1200	167	386	.433	48	128	.375	78	111	.703	67	162	229	111	102	1	32	69	28	460	92.0

ORLANDO	G	GS	MIN	-FIELD GOALS-			-3-POINT FG-			-FREE THROWS-			-REBOUNDS-				PF	DQ	STL	TO	BLK	PTS	AVG
				FG	FGA	PCT	FG	FGA	PCT	FT	FIA	PCT	OFF	DEF	TOT	AST							
HARDWAY	5	5	220	52	111	.468	11	30	.367	40	54	.741	7	23	30	17	14	0	12	9	7	155	31.0
STRONG	5	5	195	21	40	.525	0	1	.000	19	25	.760	20	30	50	4	20	1	2	14	2	61	12.2
ARMSTRONG	5	0	143	20	42	.476	6	18	.333	11	13	.846	3	18	21	17	6	0	8	7	1	57	11.4
WILKINS	5	0	144	16	45	.356	3	9	.333	12	14	.857	3	6	9	4	7	0	0	3	2	47	9.4
SEIKALY	3	3	86	7	22	.318	0	0	.000	5	7	.714	5	11	16	0	10	0	1	4	3	19	6.3
ANDERSON	5	5	130	12	36	.333	4	15	.267	0	2	.000	3	26	29	3	8	0	3	6	9	28	5.6
SCHAYES	5	2	92	9	23	.391	0	0	.000	4	4	1.000	4	8	12	5	16	0	2	4	1	22	4.4
SCOTT	5	1	94	6	23	.261	3	11	.273	0	0	.000	2	7	9	5	8	0	2	2	0	15	3.0
McCASKILL	2	0	7	2	3	.667	0	0	.000	1	3	.333	0	3	3	1	1	0	0	0	0	5	2.5
SHAW	5	4	82	3	19	.158	2	6	.333	2	4	.500	1	8	9	8	5	0	1	8	1	10	2.0
EVANS	2	0	7	1	1	1.000	0	0	.000	0	0	.000	0	0	0	2	0	0	1	0	0	2	1.0
MAGIC	5	-	1200	149	365	.408	29	90	.322	94	126	.746	48	140	188	66	95	1	32	62	26	421	84.2

Conference Semifinals vs. New York (4-3)

MIAMI	G	GS	MIN	-FIELD GOALS-			-3-POINT FG-			-FREE THROWS-			-REBOUNDS-				PF	DQ	STL	TO	BLK	PTS	AVG
				FG	FGA	PCT	FG	FGA	PCT	FT	FIA	PCT	OFF	DEF	TOT	AST							
HARDWAY	7	7	292	51	127	.402	21	52	.404	37	49	.755	2	24	26	42	13	0	16	25	0	160	22.9
MOURNING	7	7	250	48	103	.466	2	6	.333	36	69	.522	15	49	64	7	36	2	7	27	20	134	19.1
LENARD	7	7	217	22	59	.373	8	30	.267	20	22	.909	4	18	22	15	14	0	2	10	1	72	10.3
BROWN	5	5	159	15	34	.441	0	0	.000	14	22	.636	21	29	50	6	16	0	4	6	10	44	8.8
MASHBURN	7	7	236	21	58	.362	8	21	.381	11	15	.733	10	21	31	10	21	0	9	10	1	61	8.7
MAJERLE	7	2	118	17	44	.386	12	29	.414	13	20	.650	6	34	40	23	12	0	9	6	2	59	8.4
AUSTIN	7	0	140	15	37	.405	1	11	.091	6	8	.750	5	22	27	1	19	0	5	10	5	37	5.3
ANDERSON	4	0	60	6	13	.462	1	3	.333	2	2	1.000	1	6	7	5	10	0	2	7	1	15	3.8
CROTTY	7	0	76	8	22	.364	3	7	.429	4	5	.800	4	3	7	4	8	0	3	8	0	23	3.3
ASKINS	3	0	30	1	2	.500	1	2	.500	0	0	.000	1	6	7	0	6	0	0	0	0	3	1.0
STRICKLAND	1	0	2	0	0	.000	0	0	.000	0	0	.000	0	0	0	0	0	0	0	0	0	0	0.0
HEAT	7	-	1680	204	499	.409	57	151	.377	143	212	.675	69	212	281	113	155	2	57	115	40	608	86.9

NEW YORK	G	GS	MIN	-FIELD GOALS-			-3-POINT FG-			-FREE THROWS-			-REBOUNDS-				PF	DQ	STL	TO	BLK	PTS	AVG
				FG	FGA	PCT	FG	FGA	PCT	FT	FIA	PCT	OFF	DEF	TOT	AST							
EWING	6	6	235	60	123	.488	0	1	.000	22	29	.759	21	48	69	8	19	0	2	16	13	142	23.7
HOUSTON	6	6	243	36	93	.387	16	34	.471	28	31	.903	2	14	16	14	10	0	3	17	3	116	19.3
STARKS	6	1	170	26	64	.406	7	27	.259	18	21	.857	4	16	20	14	20	1	6	14	0	77	12.8
JOHNSON	6	6	193	22	45	.489	2	6	.333	25	30	.833	9	18	27	14	16	0	7	11	1	71	11.8
OAKLEY	7	7	266	26	66	.394	0	1	.000	19	22	.864	18	51	69	10	26	0	16	16	3	71	10.1
CHILDS	7	7	236	23	56	.411	4	15	.267	13	17	.765	8	28	36	37	31	1	15	19	0	63	9.0
B. WILLIAMS	7	1	135	10	24	.417	0	0	.000	5	13	.385	8	17	25	3	22	0	1	4	3	25	3.6
WALLACE	4	1	40	4	15	.267	0	1	.000	2	2	1.000	2	5	7	5	6	0	1	2	2	10	2.5
WARD	6	0	129	5	19	.263	0	6	.000	3	4	.750	1	17	18	26	15	1	13	10	0	13	2.2
McCARTY	2	0	4	2	2	1.000	0	0	.000	0	0	.000	0	0	0	0	0	0	1	0	0	4	2.0
H. WILLIAMS	2	0	22	2	5	.400	0	0	.000	0	0	.000	0	1	1	0	3	0	0	0	0	4	2.0
BROOKS	4	0	7	1	2	.500	0	0	.000	1	1	1.000	0	0	0	0	0	0	0	0	0	3	0.8
KNICKS	7	-	1680	217	514	.422	29	91	.319	136	170	.800	73	215	288	131	168	3	65	113	25	599	85.6

1997 PLAYOFF STATISTICS

Conference Finals vs. Chicago (1-4)

MIAMI	G	GS	MIN	-FIELD GOALS-			-3-POINT FG-			-FREE THROWS-			-REBOUNDS-				PF	DQ	STL	TO	BLK	PTS	AVG
				FG	FGA	PCT	FG	FGA	PCT	FT	FIA	PCT	OFF	DEF	TOT	AST							
HARDAWAY	5	5	208	27	77	.351	11	42	.262	21	25	.840	5	18	23	28	14	0	3	10	1	86	17.2
MOURNING	5	5	192	22	47	.468	1	2	.500	33	51	.647	12	35	47	4	18	0	1	27	13	78	15.6
MASHBURN	5	5	158	25	60	.417	6	23	.261	8	13	.615	6	16	22	9	19	1	2	14	0	64	12.8
LENARD	5	5	162	16	40	.400	12	27	.444	5	7	.714	8	10	18	9	21	0	4	10	1	49	9.8
AUSTIN	5	0	99	15	29	.517	0	3	.000	11	13	.846	5	19	24	2	12	0	1	9	0	41	8.2
STRICKLAND	1	0	4	3	5	.600	0	0	.000	0	0	.000	0	1	1	0	0	0	0	1	0	6	6.0
ANDERSON	3	0	52	4	14	.286	1	5	.200	7	8	.875	1	8	9	0	9	0	2	5	1	16	5.3
MAJERLE	5	0	150	8	30	.267	5	21	.238	5	7	.714	2	14	16	7	12	0	8	2	0	26	5.2
BROWN	5	5	126	8	30	.267	0	0	.000	2	6	.333	11	16	27	1	14	0	2	6	3	18	3.6
ASKINS	4	0	24	2	5	.400	1	3	.333	0	0	.000	3	1	4	2	6	0	1	2	0	5	1.3
CROTTY	4	0	25	1	4	.250	0	0	.000	2	2	1.000	0	1	1	6	2	0	1	4	0	4	1.0
HEAT	5	-	1200	131	341	.384	37	126	.294	94	132	.712	53	139	192	68	127	1	25	92	19	393	78.6

CHICAGO	G	GS	MIN	-FIELD GOALS-			-3-POINT FG-			-FREE THROWS-			-REBOUNDS-				PF	DQ	STL	TO	BLK	PTS	AVG
				FG	FGA	PCT	FG	FGA	PCT	FT	FIA	PCT	OFF	DEF	TOT	AST							
JORDAN	5	5	209	53	137	.387	2	17	.118	43	50	.860	13	27	40	13	13	0	9	13	4	151	30.2
PIPPEN	5	5	170	30	72	.417	9	27	.333	15	18	.833	8	17	25	14	12	0	8	15	1	84	16.8
HARPER	5	5	141	14	36	.389	6	18	.333	7	11	.636	6	16	22	20	12	0	9	4	3	41	8.2
LONGLEY	5	5	105	15	26	.577	0	0	.000	5	8	.625	9	11	20	5	17	0	2	7	7	35	7.0
RODMAN	5	5	176	11	29	.379	1	6	.167	7	9	.778	24	38	62	10	20	1	5	10	0	30	6.0
DELE	5	0	113	11	25	.440	0	0	.000	4	7	.571	13	15	28	3	19	0	6	4	6	26	5.2
KUKOC	5	0	96	6	27	.222	1	7	.143	6	10	.600	5	10	15	18	5	0	6	6	0	19	3.8
BUECHLER	5	0	58	7	16	.438	1	4	.250	2	3	.667	4	9	13	2	5	0	0	0	1	17	3.4
KERR	5	0	74	5	15	.333	2	6	.333	5	6	.833	0	2	2	4	6	0	5	1	1	17	3.4
BROWN	5	0	37	6	14	.429	0	0	.000	1	3	.333	2	3	5	2	8	0	4	1	1	13	2.6
CAFFEY	4	0	21	1	3	.333	0	0	.000	2	2	1.000	2	3	5	2	3	0	0	2	0	4	1.0
BULLS	5	-	1200	159	400	.398	22	85	.259	97	127	.764	86	151	237	93	120	1	54	67	24	437	87.4

1996 OVERALL PLAYOFF STATISTICS

MIAMI HEAT (0-3)

PLAYER	G	GS	MIN	-FIELD GOALS-			-3-POINT FG-			-FREE THROWS-			-REBOUNDS-				PF	DQ	STL	TO	BLK	PTS	AVG
				FG	FGA	PCT	FG	FGA	PCT	FT	FTA	PCT	OFF	DEF	TOT	AST							
MOURNING	3	3	92	17	35	.486	0	0	.000	20	28	.714	3	15	18	4	13	1	2	16	3	54	18.0
HARDAWAY	3	3	110	20	43	.465	8	22	.364	5	7	.714	1	4	5	17	10	0	3	15	0	53	17.7
CHAPMAN	3	3	88	12	28	.429	3	13	.231	0	0	.000	0	6	6	5	6	0	3	1	0	27	9.0
DANILOVIC	3	0	60	9	18	.500	4	10	.400	3	3	1.000	1	0	1	4	8	0	1	3	0	25	8.3
SMITH	3	0	61	9	19	.474	4	10	.400	0	0	.000	3	1	4	8	7	0	4	3	0	22	7.3
GATLING	3	0	68	6	22	.273	0	0	.000	6	12	.500	10	14	24	1	8	1	2	8	0	18	6.0
WILLIAMS	3	3	70	6	18	.333	1	9	.111	1	2	.500	3	9	12	5	4	0	1	3	1	14	4.7
ASKINS	3	0	48	4	11	.364	2	6	.333	3	3	1.000	3	5	8	2	9	0	1	4	0	13	4.0
THOMAS	3	3	60	4	10	.400	0	0	.000	4	4	1.000	4	12	16	3	13	1	2	5	1	12	3.5
SCHAYES	2	0	17	3	4	.750	0	0	.000	1	2	.500	2	2	4	0	1	0	0	2	0	7	2.5
CORBIN	2	0	34	1	5	.200	0	0	.000	3	4	.750	4	3	7	1	3	0	2	1	0	5	1.0
KING	1	0	12	0	3	.000	0	0	.000	1	2	.500	0	3	3	1	1	0	0	0	0	1	0.0
HEAT	3	-	720	91	216	.421	22	70	.314	47	67	.701	34	74	108	51	83	3	21	63	5	251	83.7
OPPONENTS	3	-	720	116	227	.511	18	58	.310	70	102	.686	41	89	130	75	70	1	31	48	10	320	106.7

DUNKS:

Miami-7 (Mourning-3; Askins-1; Chapman-1; Thomas-1; Williams-1)

Opponents-11

TECHNICAL FOULS:

Miami-9 (Gatling-2; Hardaway-2; McAdoo-1; Mourning-1; Riley-1; Thomas-1; Illegal Defense-1)

Opponents-2

EJECTIONS:

Miami-3 (Gatling-1; Mourning-1; Riley-1)

Opponents-1

PLAYER	SINGLE-GAME HIGHS							AVERAGE PER GAME						
	MIN	REB	AST	ST	TO	BLK	PTS	MIN	REB	AST	STL	TO	BLK	PTS
MOURNING	41	8	2	1	7	2	30	30.7	6.0	1.3	0.67	5.3	1.00	18.0
HARDAWAY	44	3	7	3	9	0	30	36.7	1.7	5.7	1.00	5.0	0.00	17.7
CHAPMAN	34	4	2	2	1	0	11	29.3	2.0	1.7	1.00	0.3	0.00	9.0
DANILOVIC	23	1	2	1	3	0	15	20.0	0.3	1.3	0.33	1.0	0.00	8.3
SMITH	26	2	3	2	1	0	10	20.3	1.3	2.7	1.33	1.0	0.00	7.3
GATLING	26	11	1	1	5	0	10	22.7	8.0	0.3	0.67	2.7	0.00	6.0
WILLIAMS	34	8	2	1	1	1	12	23.3	4.0	1.7	0.33	1.0	0.33	4.7
ASKINS	30	3	1	1	3	0	13	16.0	2.7	0.7	0.33	1.3	0.00	4.3
THOMAS	26	8	2	1	2	1	6	20.0	5.3	1.0	0.67	1.7	0.33	4.0
SCHAYES	10	3	0	0	1	0	5	8.5	2.0	0.0	0.00	1.0	0.00	3.5
CORBIN	26	4	1	1	1	0	5	17.0	3.5	0.5	1.00	0.5	0.00	2.5
KING	12	3	1	0	0	0	1	12.0	3.0	1.0	0.00	0.0	0.00	1.0
HEAT	240	38	22	8	28	2	91	240.0	36.0	17.0	7.00	21.0	1.67	83.7
OPPONENTS	240	48	31	14	21	4	112	240.0	43.3	25.0	10.33	16.0	3.33	106.7

CHICAGO	G	GS	MIN	-FIELD GOALS-			-3-POINT FG-			-FREE THROWS-			-REBOUNDS-			PF	DQ	STL	TO	BLK	PTS	AVG	
				FG	FGA	PCT	FG	FGA	PCT	FT	FTA	PCT	OFF	DEF	REB								AST
JORDAN	3	3	103	32	62	.516	5	10	.500	21	27	.778	3	8	11	8	5	0	5	4	1	90	30.0
PIPPEN	3	3	116	20	36	.556	5	13	.385	14	23	.609	11	23	34	21	5	0	9	10	5	59	19.7
KUKOC	3	3	105	17	37	.459	1	16	.063	8	11	.727	4	15	19	11	6	0	1	6	1	43	14.3
HARPER	3	3	89	13	19	.684	1	3	.333	3	8	.375	4	5	9	11	7	0	7	6	0	30	10.0
KERR	3	0	72	6	15	.400	3	10	.300	13	14	.929	0	4	4	10	4	0	3	2	0	28	9.3
LONGLEY	3	3	50	8	17	.471	0	0	.000	5	6	.833	6	7	13	4	13	1	0	6	2	21	7.0
EDWARDS	1	0	8	2	3	.667	0	0	.000	1	2	.500	0	2	2	0	2	0	0	1	0	5	5.0
BUECHLER	3	0	34	5	12	.417	3	6	.500	0	0	.000	1	5	6	1	3	0	1	2	0	13	4.3
RODMAN	3	0	59	4	8	.500	0	0	.000	3	6	.500	7	11	18	6	12	0	0	4	0	11	3.7
BROWN	3	0	22	4	6	.667	0	0	.000	1	2	.500	0	1	1	0	1	0	1	0	0	9	3.0
WENNINGTON	3	0	28	4	8	.500	0	0	.000	0	0	.000	5	4	9	2	4	0	3	1	0	8	2.7
SALLEY	3	0	34	1	4	.250	0	0	.000	1	3	.333	0	4	4	1	8	0	1	3	1	3	1.0
BULLS	3	-	720	116	227	.511	18	58	.310	70	102	.686	41	89	130	75	70	1	31	48	10	320	106.7

1994 OVERALL PLAYOFF STATISTICS
MIAMI HEAT (2-3)

PLAYER	G	GS	MIN	-FIELD GOALS-			-3-POINT FG-			-FREE THROWS-			-REBOUNDS-				PF	DQ	STL	TO	BLK	PTS	AVG
				FG	FGA	PCT	FG	FGA	PCT	FT	FTA	PCT	OFF	DEF	TOT	AST							
SMITH	5	5	192	33	80	.413	9	22	.409	21	25	.840	17	13	30	11	12	0	4	10	2	96	19.2
COLES	5	0	140	25	47	.532	1	4	.250	18	23	.783	2	12	14	17	15	0	7	11	1	69	13.8
RICE	5	5	195	26	68	.382	7	23	.304	6	8	.750	6	30	36	10	14	0	11	14	2	65	13.0
LONG	4	2	110	14	36	.389	0	0	.000	21	27	.778	10	8	18	7	16	1	3	10	2	49	12.3
SALLEY	5	5	201	22	57	.386	0	0	.000	11	16	.688	16	24	40	8	21	1	2	6	5	55	11.0
SEIKALY	5	3	165	14	32	.438	0	0	.000	13	23	.565	19	28	47	8	22	0	4	11	7	41	8.2
MINER	4	0	57	12	26	.462	0	0	.000	8	11	.727	3	5	8	2	4	0	1	2	0	32	8.0
SHAW	5	5	112	16	41	.390	0	13	.000	7	12	.583	3	17	20	9	8	0	4	13	1	39	7.8
BURTON	2	0	11	1	4	.250	0	2	.000	0	0	.000	0	0	0	0	3	0	0	1	0	2	1.0
GEIGER	2	0	11	0	2	.000	0	0	.000	1	2	.500	0	4	4	0	1	0	0	0	0	1	0.5
ASKINS	1	0	6	0	1	.000	0	0	.000	0	0	.000	1	0	1	0	0	0	0	2	0	0	0.0
HEAT	5	-	1200	163	394	.414	17	64	.266	106	147	.721	77	141	218	72	116	2	36	82	20	449	89.8
OPPONENTS	5	-	1200	184	410	.449	17	53	.321	98	124	.790	71	145	216	127	125	0	40	70	26	483	96.6

DUNKS:

Miami-17 (Miner-5; Salley-5; Rice-3; Smith-2; Long-1; Seikaly-1)
Opponents-22

TECHNICAL FOULS:

Miami-7 (Askins-1; Long-1; Loughery-1; Rice-1; Illegal Defense-3)
Opponents-5

EJECTIONS:

Miami-1 (Long-1)
Opponents-0

PLAYER	SINGLE-GAME HIGHS							AVERAGE PER GAME						
	MIN	REB	AST	ST	TO	BLK	PTS	MIN	REB	AST	STL	TO	BLK	PTS
SMITH	41	9	4	1	3	1	25	38.4	6.0	2.2	0.80	2.0	0.40	19.2
COLES	32	6	7	4	4	1	18	28.0	2.8	3.4	1.40	2.2	0.20	13.8
RICE	43	10	2	3	4	1	19	39.0	7.2	2.0	2.20	2.8	0.40	13.0
LONG	30	10	2	2	4	1	22	27.5	4.5	1.8	0.75	2.5	0.50	12.3
SALLEY	48	9	2	2	2	2	17	40.2	8.0	1.6	0.40	1.2	1.00	11.0
SEIKALY	44	20	4	2	3	2	13	33.0	9.4	1.6	0.80	2.2	1.40	8.2
MINER	23	3	1	1	2	0	15	14.3	2.0	0.5	0.25	0.5	0.00	8.0
SHAW	32	6	4	2	4	1	17	22.4	4.0	1.8	0.80	2.6	0.20	7.8
BURTON	8	0	0	0	1	0	2	5.5	0.0	0.0	0.00	0.5	0.00	1.0
GEIGER	7	4	0	0	0	0	1	5.5	2.0	0.0	0.00	0.0	0.00	0.5
ASKINS	6	1	0	0	2	0	0	6.0	1.0	0.0	0.00	2.0	0.00	0.0
HEAT	240	48	18	10	18	6	93	240.0	43.6	14.4	7.20	16.4	4.00	89.8
OPPONENTS	240	47	30	10	19	8	104	240.0	43.2	25.4	8.00	14.0	5.20	96.6

ATLANTA	G	GS	MIN	-FIELD GOALS-			-3-POINT FG-			-FREE THROWS-			-REBOUNDS-				PF	DQ	STL	TO	BLK	PTS	AVG
				FG	FGA	PCT	FG	FGA	PCT	FT	FTA	PCT	OFF	DEF	REB	AST							
MANNING	5	5	194	37	78	.474	0	0	.000	16	22	.727	9	16	25	23	17	0	8	13	5	90	18.0
EHLO	5	0	157	28	62	.452	3	16	.188	10	15	.667	8	8	16	16	15	0	4	2	0	69	13.8
BLAYLOCK	5	5	190	21	68	.309	14	35	.400	12	13	.923	8	15	23	48	10	0	10	11	0	68	13.6
WILLIS	5	5	182	28	57	.491	0	1	.000	11	13	.846	18	51	69	5	19	0	3	14	3	67	13.4
AUGMON	5	5	164	23	40	.575	0	0	.000	17	19	.895	7	13	20	16	11	0	4	7	0	63	12.6
KONCAK	5	5	93	18	37	.486	0	0	.000	4	10	.400	2	15	17	7	13	0	3	3	9	40	8.0
FERRELL	5	0	76	10	26	.385	0	1	.000	18	19	.947	10	4	14	7	11	0	2	2	2	38	7.6
LANG	5	0	74	10	21	.476	0	0	.000	7	9	.778	5	12	17	1	15	0	2	5	7	27	5.4
WHATLEY	5	0	50	6	17	.353	0	0	.000	2	2	1.000	3	7	10	4	10	0	3	6	0	14	2.8
KEEFE	3	0	20	3	4	.750	0	0	.000	1	2	.500	1	4	5	0	4	0	1	2	0	7	2.3
HAWKS	5	-	1200	184	410	.449	17	53	.321	98	124	.790	71	145	216	127	125	0	40	70	26	483	96.6

1992 OVERALL PLAYOFF STATISTICS

MIAMI HEAT (0-3)

PLAYER				-FIELD GOALS-			-3-POINT FG-			-FREE THROWS-			-REBOUNDS-							PTS	AVG		
	G	GS	MIN	FG	FGA	PCT	FG	FGA	PCT	FT	FIA	PCT	OFF	DEF	TOT	AST	PF	DQ	STL			TO	BLK
SEIKALY	3	3	117	19	35	.543	0	0	.000	24	32	.750	11	19	30	4	15	1	1	9	5	62	20.7
RICE	3	3	119	24	64	.375	3	12	.250	6	7	.857	3	7	10	5	7	0	2	6	0	57	19.0
SMITH	3	3	100	18	34	.529	7	11	.636	5	6	.833	3	3	6	15	2	0	4	3	1	48	16.0
LONG	3	3	120	16	36	.417	0	4	.000	7	10	.700	7	8	15	8	11	0	5	5	0	37	12.3
SHAW	3	3	85	14	30	.467	3	5	.600	5	8	.626	2	11	13	12	13	0	2	7	0	36	12.0
COLES	3	0	45	7	10	.700	1	11	.000	8	10	.800	2	5	7	6	5	0	3	5	0	23	7.7
EDWARDS	3	0	55	5	13	.385	0	0	.000	5	8	.625	1	6	7	7	3	0	2	5	0	15	5.0
ASKINS	3	0	48	5	11	.455	3	5	.600	0	2	.000	4	5	9	3	7	0	1	1	0	13	4.3
MORTON	1	0	2	0	0	.000	0	0	.000	2	2	1.000	0	0	0	0	0	0	0	1	0	2	2.0
OGG	3	0	15	1	3	.333	0	0	.000	1	2	.500	0	1	1	0	3	0	1	0	3	3	1.0
KESSLER	2	0	12	0	2	.000	0	0	.000	2	2	1.000	0	1	1	0	1	0	0	1	0	2	1.0
SUNDVOLD	1	0	2	0	1	.000	0	0	.000	0	0	.000	0	0	0	0	1	0	0	0	0	0	0.0
HEAT	3	-	720	108	239	.452	16	38	.447	65	89	.730	33	66	99	60	68	1	21	44	9	298	99.3
OPPONENTS	3	-	720	136	254	.535	4	9	.444	76	94	.809	48	88	136	86	69	0	31	38	15	352	117.3

DUNKS:

Miami-19 (Seikaly-6; Rice-5; Long-3; Edwards-2; Smith-2; Shaw-1)

Opponents-23

TECHNICAL FOULS:

Miami-1 (Loughery)

Opponents-1 (Illegal Defense)

EJECTIONS:

Miami-0

Opponents-0

PLAYER	SINGLE-GAME HIGHS							AVERAGE PER GAME						
	MIN	REB	AST	ST	TO	BLK	PTS	MIN	REB	AST	STL	TO	BLK	PTS
SEIKALY	46	12	2	1	5	5	26	39.0	10.0	1.3	0.33	3.0	1.67	20.7
RICE	42	6	3	1	3	0	25	39.7	3.3	1.7	0.67	2.0	0.00	19.0
SMITH	36	5	7	3	2	1	19	33.3	2.0	5.0	1.33	1.0	0.33	16.0
LONG	45	9	4	2	3	0	17	40.0	5.0	2.7	1.67	1.7	0.00	12.3
SHAW	37	6	6	1	3	0	19	28.3	4.3	4.0	0.67	2.3	0.00	12.0
COLES	18	4	4	2	2	0	9	15.0	2.3	2.0	1.00	1.7	0.00	7.7
EDWARDS	26	3	3	2	2	0	8	18.3	2.3	2.3	0.67	1.7	0.00	5.0
ASKINS	25	5	2	1	1	0	8	16.0	3.0	1.0	0.33	0.3	0.00	4.3
MORTON	2	0	0	0	1	0	2	2.0	0.0	0.0	0.00	1.0	0.00	2.0
OGG	8	1	0	1	0	2	3	5.0	0.3	0.0	0.33	0.0	1.00	1.0
KESSLER	7	1	0	0	1	0	2	6.0	0.5	0.0	0.00	0.5	0.00	1.0
SUNDVOLD	2	0	0	0	0	0	0	2.0	0.0	0.0	0.00	0.0	0.00	0.0
HEAT	240	38	21	8	19	6	114	240.0	33.0	20.0	7.00	14.7	3.00	99.3
OPPONENTS	240	52	33	15	17	6	120	240.0	45.3	28.7	10.33	12.7	5.00	117.3

CHICAGO				-FIELD GOALS-			-3-POINT FG-			-FREE THROWS-			-REBOUNDS-							PTS	AVG		
	G	GS	MIN	FG	FGA	PCT	FG	FGA	PCT	FT	FTA	PCT	OFF	DEF	REB	AST	PF	DQ	STL			TO	BLK
JORDAN	3	3	119	53	87	.609	0	0	.000	29	32	.906	6	23	29	20	10	0	9	11	3	135	45.0
PIPPEN	3	3	124	26	47	.553	0	1	.000	20	23	.870	6	12	18	21	8	0	7	4	4	72	24.0
KING	1	0	7	4	7	.571	1	11	.000	3	4	.750	2	2	4	2	1	0	1	1	0	12	12.0
GRANT	3	3	111	15	26	.577	0	0	.000	4	5	.800	13	12	25	8	8	0	5	3	1	34	11.3
PERDUE	3	0	38	9	13	.692	0	0	.000	5	8	.625	6	7	13	3	8	0	2	3	4	23	7.7
ARMSTRONG	3	0	56	7	14	.500	1	2	.500	6	6	1.000	0	7	7	5	4	0	5	4	0	21	7.0
PAXSON	3	3	78	7	15	.467	0	0	.000	2	2	1.000	0	2	2	12	5	0	0	1	0	16	5.3
LEVINGSTON	3	0	32	6	11	.545	0	0	.000	1	2	.500	5	4	9	2	5	0	0	2	2	13	4.3
CARTWRIGHT	3	3	81	4	12	.333	0	0	.000	3	6	.500	5	7	12	8	9	0	1	3	0	11	3.7
HODGES	3	0	21	3	7	.429	2	3	.667	0	0	.000	0	1	1	2	3	0	0	1	0	8	2.7
WILLIAMS	3	0	35	1	8	.125	0	1	.000	3	6	.500	3	9	12	0	6	0	1	4	1	5	1.7
HANSEN	2	0	18	1	7	.143	0	1	.000	0	0	.000	2	2	4	3	2	0	0	1	0	2	1.0
BULLS	3	-	720	136	254	.535	4	9	.444	76	94	.809	48	88	136	86	69	0	31	38	15	352	117.3

HEAT PLAYOFF FIRSTS

Note: Record was set on April 24, 1992 @ Chicago unless otherwise noted.

First Field Goal:

BRIAN SHAW (Layup, off Grant Long steal)
(At 9:45, first quarter, to tie score, 2-2)

First Offensive Rebound:

BRIAN SHAW (Off own miss) (At 9:07, first quarter)

First Defensive Rebound:

RONY SEIKALY (Off Michael Jordan miss)
(At 7:14, first quarter)

First Steal:

GLEN RICE (Off Michael Jordan errant pass)
(At 11:42, first quarter)

First Turnover:

BRIAN SHAW (Commits offensive foul)
(At 7:33, first quarter)

First Assist:

STEVE SMITH (Pass to Brian Shaw for layup) (At 8:18, first quarter, to make score 9-6, HEAT)

First Free Throw:

STEVE SMITH (After Horace Grant foul)
(At 8:39, first quarter)

First Personal Foul:

GLEN RICE (At 8:31, first quarter)

First Blocked Shot:

STEVE SMITH (At 1:52, third quarter -
April 26, 1992 @ Chicago)

First Three-Point Field Goal:

GLEN RICE (24-ft jumper, left side) (At 5:29, first quarter)

First Dunk:

STEVE SMITH (Off pass from Kevin Edwards)
(At 0:16.4, first quarter)

First 40-Point Game:

DWYANE WADE (42 - May 14, 2005 @ Washington)

First 30-Point Game:

TIM HARDAWAY (30 - April 26, 1996 @ Chicago)

First 20-Point Game:

RONY SEIKALY (26 - April 26, 1992 @ Chicago)

First 20-Rebound Game:

RONY SEIKALY (20 - May 3, 1994 vs. Atlanta)

First 10-Rebound Game:

GLEN RICE (10- April 28, 1994 @ Atlanta)

First Double-Double:

RONY SEIKALY (14 points, 11 rebounds,
April 24, 1992 @ Chicago)

First Triple-Double:

LeBRON JAMES (17 points, 10 rebounds,
10 assists, June 9, 2011 @ Dallas)

First Starting Lineup:

GLEN RICE, GRANT LONG, RONY SEIKALY,
STEVE SMITH, BRIAN SHAW

First Substitution:

KEVIN EDWARDS (At 2:30, first quarter)

Playoff Game:

@ Chicago, April 24, 1992 (Lost 113-94)

Playoff Win:

@ Atlanta, April 28, 1994 (Game 1, 93-88)

Playoff Series Win:

vs. Orlando, May 4, 1997 (Game 5, 91-83,
Miami-3, Orlando-2)

Eastern Conference Semifinals Game:

vs. New York, May 7, 1997 (Lost 88-79)

Eastern Conference Semifinals Playoff Win:

vs. New York, May 9, 1997 (Game 2, 88-84)

Eastern Conference Semifinals Series Win:

vs. New York, May 18, 1997 (Game 7, 101-90)

Eastern Conference Finals Game:

@ Chicago, May 20, 1997 (Lost 84-77)

Eastern Conference Finals Win:

vs. Chicago, May 26, 1997 (Game 4, 87-80)

Eastern Conference Series Win:

vs. Detroit, June 2, 2006 (Game 6, 95-78)

NBA Finals Game:

@ Dallas, June 8, 2006 (Lost 90-80)

NBA Finals Win:

vs. Dallas, June 13, 2006 (Game 3, 98-96)

NBA Finals Series Win:

@ Dallas, June 20, 2006 (Game 6, 95-92)

Management

Players

12/13 Review

Records

Playoffs

History

All-Time
Roster

NBA/NBADL

Opponents

Media

Now on the **NEW FM 104.3 & 790 The Ticket**

SPORTS TALK
790^{AM} / 104.3^{FM}
THE TICKET

TheTicketMiami.com

Home of the
CHAMPIONS!

2006

2012

2013

Hochman & Zaslow 6a-10a

The Herd with Colin Cowherd 10a-1p


The Eric Reed Show 1p-3p

The Dan LeBatard Show with Stugotz 3p-7p





HISTORY



2011-12 SEASON

RECORD: 46-20 (NBA Champions/Eastern Conference Champions/Southeast Division Champions)

HOME: 28-5

ROAD: 18-15

OVERTIME: 2-4



Front Row (L-R): Mike Miller, Norris Cole, Dwyane Wade, Assistant Coach Ron Rothstein, Assistant Coach Bob McAdoo, Head Coach Erik Spoelstra, Assistant Coach Keith Askins, Assistant Coach David Fizdale, Assistant Coach Chad Kammerer, Mario Chalmers, Terrel Harris.

Back Row (L-R): Assistant Athletic Trainer/Director of Rehabilitation Rey Jaffet, Equipment Manager Rob Pimental, Head Athletic Trainer Jay Sabol, Shane Battier, LeBron James, Juwan Howard, Chris Bosh, Eddy Curry, Dexter Pittman, Ronny Turiaf, Joel Anthony, Udonis Haslem, James Jones, Assistant Coach/Strength & Conditioning Bill Foran, Neuromuscular Therapist Vinny Aquilino, Video Coordinator/Player Development Coach Dan Craig.

Head Coach: Erik Spoelstra

Assistant Coaches: Bob McAdoo, Keith Askins, Ron Rothstein, David Fizdale, Chad Kammerer, Bill Foran

Team Captains: Udonis Haslem, Dwyane Wade

CONFERENCE RECORDS

	Overall	Home	Road	Overtime
Eastern:	35-13	20-4	15-9	2-2
Western:	11-7	8-1	3-6	0-2

DIVISION RECORDS

	Overall	Home	Road	Overtime
Atlantic:	14-3	8-1	6-2	0-0
Central:	12-5	7-1	5-4	1-1
Southeast:	9-5	5-2	4-3	1-1
Southwest:	5-1	4-1	1-0	0-0
Northwest:	3-3	1-0	2-3	0-0
Pacific:	3-3	3-0	0-3	0-2

RECORDS BY MONTH

	Overall	Home	Road	Overtime
December:	4-0	1-0	3-0	0-0
January:	12-5	9-2	3-3	1-2
February:	11-2	5-0	6-2	0-0
March:	10-6	6-0	4-6	1-1
April:	9-7	7-3	2-4	0-1

Playoff Results: Defeated New York in the First Round (4-1); Defeated Indiana in the Eastern Conference Semifinals (4-2); Defeated Boston in the Eastern Conference Finals (4-3); Defeated Oklahoma City in the NBA Finals (4-1)

NBA Honors: Shane Battier, Southeast Division Sportsmanship Award; Chris Bosh, All-Star Game; Norris Cole, Rising Stars Game (All-Star Weekend); LeBron James, NBA Finals MVP, NBA Regular Season MVP, All-NBA First Team, All-Defensive First Team, All-Star Game, Eastern Conference Player of the Month (December/January; February), Eastern Conference Player of the Week (weeks ending: Jan. 1, 2012; Jan. 8, 2012; Jan. 29, 2012; Feb. 19, 2012; Apr. 8, 2012; Apr. 22, 2012); Pat Riley, Chuck Daly Lifetime Achievement Award; Erik Spoelstra, Eastern Conference Coach of the Month (February); Dwyane Wade, All-NBA Third Team, All-Star Game

Home Attendance: 657,855 (19,935 average/19,600 capacity); 33 sellouts

2011-12 GAME BY GAME

DATE	OPPONENTS	SCORE	W/L	REC	STRK	ATTEND	HEAT HIGH SCORER	OPP. HIGH SCORER
1. 12/25	@ Dallas	105-94	W	1-0	+1	20,421	James.....37	Terry.....23
2. 12/27	BOSTON	115-107	W	2-0	+2	20,166	James.....26	Allen.....28
3. 12/28	@ Charlotte	96-95	W	3-0	+3	19,614	James.....35	Henderson.....21
4. 12/30	@ Minnesota	103-101	W	4-0	+4	19,356	James.....34	Love.....25
5. 1/1	CHARLOTTE	129-90	W	5-0	+5	20,016	Bosh.....24	White.....21
6. 1/2	ATLANTA	100-92	L	5-1	-1	20,078	James.....28	J. Johnson.....21
7. 1/4	INDIANA	118-83	W	6-1	+1	20,201	James.....33	Hibbert.....16
8. 1/5	@ Atlanta	***116-109	W	7-1	+2	18,371	James.....33	J. Johnson.....20
9. 1/7	@ New Jersey	101-90	W	8-1	+3	18,711	James.....32	Humphries.....25
10. 1/10	@ Golden State	*111-106	L	8-2	-1	19,596	Wade.....34	Robinson.....24
11. 1/11	@ L.A. Clippers	*95-89	L	8-3	-2	19,341	James.....23	Paul.....27
12. 1/13	@ Denver	117-104	L	8-4	-3	19,155	James.....35	Lawson.....24
13. 1/17	SAN ANTONIO	120-98	W	9-4	+1	19,600	James.....33	Green.....20
14. 1/19	L.A. LAKERS	98-87	W	10-4	+2	20,004	James.....31	Gasol.....26
15. 1/21	PHILADELPHIA	113-92	W	11-4	+3	19,725	Bosh.....30	Williams.....22
16. 1/22	MILWAUKEE	91-82	L	11-5	-1	19,600	James.....28	Jennings.....23
17. 1/24	CLEVELAND	92-85	W	12-5	+1	19,600	Bosh.....35	Irving.....17
18. 1/25	@ Detroit	101-98	W	13-5	+2	18,058	James.....32	Daye.....28
19. 1/27	NEW YORK	99-89	W	14-5	+3	19,707	James.....31	Walker.....21
20. 1/29	CHICAGO	97-93	W	15-5	+4	20,054	James.....35	Rose.....34
21. 1/30	NEW ORLEANS	109-95	W	16-5	+5	19,804	James/Wade.....22	Jack/Landry.....14
22. 2/1	@ Milwaukee	105-97	L	16-6	-1	16,116	James.....40	Jennings.....31
23. 2/3	@ Philadelphia	99-79	W	17-6	+1	20,694	Wade.....26	Young.....16
24. 2/5	TORONTO	95-89	W	18-6	+2	19,802	James.....30	DeRozan.....25
25. 2/7	CLEVELAND	107-91	W	19-6	+3	20,078	Wade.....26	Jamison.....25
26. 2/8	@ Orlando	102-89	L	19-7	-1	18,972	Wade.....33	Anderson.....27
27. 2/10	@ Washington	106-89	W	20-7	+1	20,282	Wade.....26	McGee.....24
28. 2/12	@ Atlanta	107-87	W	21-7	+2	18,371	James.....23	Green.....17
29. 2/13	@ Milwaukee	114-96	W	22-7	+3	16,749	James.....35	Delfino.....24
30. 2/14	@ Indiana	105-90	W	23-7	+4	18,165	James.....23	West.....14
31. 2/17	@ Cleveland	111-87	W	24-7	+5	20,562	James.....28	Irving.....17
32. 2/19	ORLANDO	90-78	W	25-7	+6	20,185	Wade.....27	Redick.....17
33. 2/21	SACRAMENTO	120-108	W	26-7	+7	20,068	Wade.....30	Thomas.....24
34. 2/23	NEW YORK	102-88	W	27-7	+8	20,197	Bosh.....25	Anthony.....19
35. 3/1	@ Portland	107-93	W	28-7	+9	20,597	James.....28	Aldridge.....20
36. 3/2	@ Utah	99-98	L	28-8	-1	19,911	James.....35	Jefferson.....20
37. 3/4	@ L.A. Lakers	93-83	L	28-9	-2	18,977	James.....25	Bryant.....33
38. 3/6	NEW JERSEY	108-78	W	29-9	+1	19,600	James.....21	D. Williams.....16
39. 3/7	ATLANTA	89-86	W	30-9	+2	20,018	James.....31	Smith.....23
40. 3/10	INDIANA	*93-91	W	31-9	+3	20,154	Wade.....28	Granger.....19
41. 3/13	@ Orlando	*104-98	L	31-10	-1	18,879	Wade.....28	Nelson.....25
42. 3/14	@ Chicago	106-102	L	31-11	-2	23,028	Wade.....36	Lucas.....24
43. 3/16	@ Philadelphia	84-78	W	32-11	+1	20,396	James.....29	Turner.....13
44. 3/18	ORLANDO	91-81	W	33-11	+2	20,003	Wade.....31	Howard.....18
45. 3/20	PHOENIX	99-95	W	34-11	+3	20,212	Bosh.....29	Hill.....19
46. 3/23	@ Detroit	88-73	W	35-11	+4	22,076	Wade.....24	Knight.....18
47. 3/25	@ Oklahoma City	103-87	L	35-12	-1	18,203	Wade.....22	Durant.....28
48. 3/26	@ Indiana	105-90	L	35-13	-2	17,415	James/Wade.....24	Granger.....25
49. 3/29	DALLAS	106-85	W	36-13	+1	20,096	Bosh/James.....19	Nowitzki.....25
50. 3/30	@ Toronto	113-101	W	37-13	+2	19,883	Bosh/Wade.....30	DeRozan.....28
51. 4/1	@ Boston	91-72	L	37-14	-1	18,624	James.....23	Pierce.....23
52. 4/3	PHILADELPHIA	99-93	W	38-14	+1	20,015	James.....41	Turner.....26
53. 4/4	OKLAHOMA CITY	98-83	W	39-14	+2	20,104	James.....34	Durant.....30
54. 4/6	MEMPHIS	97-82	L	39-15	-1	20,008	James.....21	Gay.....17
55. 4/8	DETROIT	98-75	W	40-15	+1	20,017	James.....26	Knight.....16
56. 4/10	BOSTON	115-107	L	40-16	-1	19,954	James.....36	Pierce.....27
57. 4/12	@ Chicago	*96-86	L	40-17	-2	23,015	James.....30	Boozer.....19
58. 4/13	CHARLOTTE	105-82	W	41-17	+1	19,600	James.....19	Brown.....21
59. 4/15	@ New York	93-85	W	42-17	+2	19,763	James.....29	Anthony.....42
60. 4/16	@ New Jersey	101-98	W	43-17	+3	18,711	James.....37	Humphries.....29
61. 4/18	TORONTO	96-72	W	44-17	+4	19,600	James.....28	J. Johnson.....18
62. 4/19	CHICAGO	83-72	W	45-17	+5	20,008	James.....27	Lucas.....16
63. 4/21	WASHINGTON	86-84	L	45-18	-1	19,722	Chalmers/Miller.....16	Martin.....22
64. 4/22	HOUSTON	97-88	W	46-18	+1	19,859	James.....32	Parsons.....23
65. 4/24	@ Boston	78-66	L	46-19	-1	18,624	Pittman.....12	Pavlovic.....16
66. 4/26	@ Washington	104-70	L	46-20	-2	19,537	James.....14	Evans.....18

(*Overtime ***Triple Overtime)

Management

Players

12/13 Review

Records

Playoffs

History

All-Time Roster

NBA/NBADL

Opponents

Media

FINAL 2011-12 STATISTICS (46-20)

NBA Champions/Eastern Conference Champions/Southeast Division Champions

PLAYER				-FIELD GOALS-			-3-POINT FG-			-FREE THROWS-			-REBOUNDS-						PTS	AVG			
	G	GS	MIN	FG	FGA	PCT	FG	FGA	PCT	FT	FTA	PCT	OFF	DEF	TOT	AST	PF	DQ			STL	TO	BLK
JAMES	62	62	2326	621	1169	.531	54	149	.362	387	502	.771	94	398	492	387	96	0	115	213	50	1683	27.1
WADE	49	49	1625	416	837	.497	15	56	.268	235	297	.791	73	164	237	225	110	1	82	129	63	1082	22.1
BOSH	57	57	2007	393	807	.487	10	35	.286	229	279	.821	94	358	452	103	128	0	51	117	45	1025	18.0
CHALMERS	64	64	1825	223	498	.448	101	260	.388	80	101	.792	16	155	171	222	166	0	97	142	11	627	9.8
COLE	65	2	1260	177	450	.393	21	76	.276	66	85	.776	21	70	91	133	124	0	44	105	2	441	6.8
MILLER	39	2	752	91	209	.435	53	117	.453	2	5	.400	22	106	128	42	58	0	14	30	6	237	6.1
HASLEM	64	10	1589	151	357	.423	0	0	.000	83	102	.814	117	353	470	42	142	0	35	60	24	385	6.0
BATTIER	65	10	1499	113	292	.387	62	183	.339	23	37	.622	56	100	156	82	105	1	64	37	33	311	4.8
HARRIS	22	1	318	29	83	.349	8	39	.205	14	21	.667	18	33	51	26	34	0	9	25	2	80	3.6
JONES	51	10	666	57	150	.380	46	114	.404	25	30	.833	6	43	49	19	45	0	17	10	9	185	3.6
ANTHONY	64	51	1349	85	152	.559	0	0	.000	49	71	.690	100	150	250	9	126	0	36	45	84	219	3.4
PITTMAN	35	6	301	44	94	.468	0	0	.000	18	28	.643	27	44	71	9	73	1	8	17	8	106	3.0
TURIAF (TOT)	17	5	279	19	33	.576	0	1	.000	13	22	.591	20	50	70	10	39	0	14	14	17	51	3.0
TURIAF (MIA)	13	5	221	6	30	.533	0	1	.000	13	22	.591	19	39	58	5	32	0	8	8	14	45	3.5
CURRY	14	1	83	12	26	.462	0	0	.000	6	8	.750	4	8	12	1	17	0	0	10	2	30	2.1
HOWARD	28	0	190	17	55	.309	0	0	.000	8	10	.800	18	29	47	10	18	0	4	20	1	42	1.5
GLADNESS	8	0	28	1	3	.333	0	0	.000	0	0	.000	1	10	11	2	8	0	1	3	1	2	0.3
HEAT	66	-	16040	2446	5212	.469	370	1030	.359	1238	1598	.775	686	2060	2746	1317	1282	3	585	1002	355	6500	98.5
OPPONENTS	66	-	16040	2285	5267	.434	479	1318	.363	1056	1457	.725	727	1897	2624	1297	1356	9	549	1107	280	6105	92.5

DUNKS:

Miami-310 (James-104; Bosh-66; Wade-63; Anthony-25; Haslem-23; Pittman-15; Curry-5; Turiaf-4; Harris-2; Chalmers-1; Cole-1; Miller-1)

Opponents-226

CHARGES TAKEN:

Miami-88 (Haslem-25; Battier-19; Anthony-8; Cole-7; Harris-6; James-6; Chalmers-5; Jones-4; Bosh-2; Miller-2; Wade-2; Howard-1; Turiaf-1)

Opponents-54

TECHNICAL FOULS:

Miami-46 (Wade-6; Howard-3; James-3; Spoelstra-3; Haslem-2; Pittman-2; Anthony-1; Chalmers-1; Miller-1; Rothstein-1; Defensive 3-Seconds-23)

Opponents-59 (Includes 26 for Defensive 3-Seconds)

EJECTIONS:

Miami-3 (Howard-1; Jones-1; Spoelstra-1)

Opponents-1

PLAYER	— SINGLE-GAME HIGHS —							— AVERAGE PER GAME —							— CAREER HIGHS (C=SET, T=TIED THIS SEASON) —						
	MIN	REB	AST	ST	TO	BLK	PTS	MIN	REB	AST	STL	TO	BLK	PTS	FG	FGA	FT	FTA	REB	AST	PTS
JAMES	47	13	13	5	8	3	41	37.5	7.9	6.2	1.85	3.4	0.81	27.1	19	36	24	28	19	15	56
WADE	42	11	10	5	6	4	36	33.2	4.8	4.6	1.67	2.6	1.29	22.1	19	39	23	24	16	16	55
BOSH	47	16	5	4	8	4	35	35.2	7.9	1.8	0.89	2.1	0.79	18.0	16	31	22	24	22	9	44
CHALMERS	49	7	8	5	6	1	29	28.5	2.7	3.5	1.52	2.2	0.17	9.8	10C	21C	9	12	71	13	30
COLE	38	4	9	3	6	1	20	19.4	1.4	2.0	0.68	1.6	0.03	6.8	8C	16C	6C	8C	4C	9C	20C
MILLER	29	10	6	2	5	1	18	19.3	3.3	1.1	0.36	0.8	0.15	6.1	16	27	12	13	19	14	45
HASLEM	47	15	2	4	3	3	16	24.8	7.3	0.7	0.55	0.9	0.38	6.0	12	21	12	12T	18	7	28
BATTIER	49	6	5	5	3	4	18	23.1	2.4	1.3	0.98	0.6	0.51	4.8	12	20	9	11	14	8	33
HARRIS	44	14	4	2	3	1	10	14.5	2.3	1.2	0.41	1.1	0.09	3.6	4C	13C	3C	4C	14C	4C	10C
JONES	33	6	2	4	2	1	18	13.1	1.0	0.4	0.33	0.2	0.18	3.6	10	16	9	11	12	5	27
ANTHONY	37	9	2	3	3	5	11	21.1	3.9	0.1	0.56	0.7	1.31	3.4	6	9C	7	8	16	3	13
PITTMAN	26	7	3	2	5	2	16	8.6	2.0	0.3	0.23	0.5	0.23	3.0	7C	11C	4C	4C	7C	3C	16C
TURIAF (TOT)	30	9	2	3	3	3	8	16.4	4.1	0.6	0.82	0.8	1.00	3.0	8	12	10	12	15	8	23
TURIAF (MIA)	30	9	1	3	3	3	8	17.0	4.5	0.4	0.62	0.6	1.08	3.5							
CURRY	24	4	1	0	4	1	10	5.9	0.9	0.1	0.00	0.7	0.14	2.1	17	24	13	16	15	5	43
HOWARD	29	9	2	2	4	1	7	6.8	1.7	0.4	0.14	0.7	0.04	1.5	19	29	15	17	16	9	42
GLADNESS	9	4	2	1	2	1	2	3.5	1.4	0.3	0.13	0.4	0.13	0.3	7	10	2	4	9	2T	14
HEAT	315	56	33	16	25	10	129	243.0	41.6	20.0	8.86	15.2	5.38	98.5	56	113	47	61	69	39	141
OPPONENTS	315	54	30	15	25	10	117	243.0	39.8	19.7	8.32	16.8	4.24	92.5	59	115	47	57	69	42	148

2010-11 SEASON

RECORD: 58-24 (Eastern Conference Champions/Southeast Division Champions)

HOME: 30-11

ROAD: 28-13

OVERTIME: 2-2



Front Row (L-R): Mike Miller, Mike Bibby, Dwyane Wade, Assistant Coach Ron Rothstein, Assistant Coach Bob McAdoo, Head Coach Erik Spoelstra, Assistant Coach Keith Askins, Assistant Coach David Fizdale, Assistant Coach Chad Kammerer, Mario Chalmers, Eddie House.

Back Row (L-R): Video Coordinator Dan Craig, Assistant Athletic Trainer/Director of Rehabilitation Rey Jaffet, Head Athletic Trainer Jay Sabol, Udonis Haslem, Joel Anthony, Dexter Pittman, Chris Bosh, Erick Dampier, Zydrunas Ilgauskas, Jamaal Magloire, Juwan Howard, LeBron James, James Jones, Assistant Coach/Strength & Conditioning Bill Foran, Neuromuscular Therapist Vinny Aquilino, Assistant Trainer/Equipment Manager David Parks.

Head Coach: Erik Spoelstra

Assistant Coaches: Bob McAdoo, Keith Askins, Ron Rothstein, David Fizdale, Chad Kammerer, Bill Foran

Team Captains: Udonis Haslem, Dwyane Wade

CONFERENCE RECORDS

	Overall	Home	Road	Overtime
Eastern:	38-14	19-7	19-7	1-1
Western:	20-10	11-4	9-6	1-1

DIVISION RECORDS

	Overall	Home	Road	Overtime
Atlantic:	13-5	7-2	6-3	0-0
Central:	12-6	6-3	6-3	1-0
Southeast:	13-3	6-2	7-1	0-1
Southwest:	5-5	4-1	1-4	1-0
Northwest:	6-4	2-3	4-1	1-1
Pacific:	9-1	5-0	4-1	0-0

RECORDS BY MONTH

	Overall	Home	Road	Overtime
October:	3-1	1-0	2-1	0-0
November:	7-7	7-3	0-4	0-1
December:	15-1	5-1	10-0	0-0
January:	9-5	5-1	4-4	2-1
February:	9-3	4-1	5-2	0-0
March:	9-6	6-4	3-2	0-0
April:	6-1	2-1	4-0	0-0

Playoff Results: Defeated Philadelphia in the First Round (4-1); Defeated Boston in the Eastern Conference Semifinals (4-1); Defeated Chicago in the Eastern Conference Finals (4-1); Lost to Dallas in the NBA Finals (4-2)

NBA Honors: Chris Bosh, All-Star Game; LeBron James, All-NBA First Team, All-Defensive First Team, All-Star Game, Eastern Conference Player of the Month (December, January, April), Eastern Conference Player of the Week (weeks ending: Dec. 26, 2010; Jan. 9, 2011; Jan. 30, 2011; Feb. 6, 2011, Mar. 20, 2011); James Jones, Foot Locker Three-Point Champion (All-Star Weekend); Pat Riley, Co-NBA Executive of the Year; Erik Spoelstra, Eastern Conference Coach of the Month (December); Dwyane Wade, All-NBA Second Team, All-Star Game, Eastern Conference Player of the Month (January), Eastern Conference Player of the Week (weeks ending: Dec. 12, 2010; Jan. 2, 2011; Mar. 13, 2011), NBA Community Assist Award (2010 Offseason)

Home Attendance: 810,930 (19,779 average/19,600 capacity); 41 sellouts

2010-11 GAME BY GAME

DATE	OPPONENTS	SCORE	W/L	REC	STRK	ATTEND	HEAT HIGH SCORER	OPP. HIGH SCORER
1. 10/26	@ Boston	88-80	L	0-1	-1	18,624	James.....	31 Allen.....
2. 10/27	@ Philadelphia	97-87	W	1-1	+1	20,389	Wade.....	30 Turner.....
3. 10/29	ORLANDO	96-70	W	2-1	+2	19,600	Wade.....	26 Howard.....
4. 10/31	@ New Jersey	101-78	W	3-1	+3	17,086	James.....	20 Lopez.....
5. 11/2	MINNESOTA	129-97	W	4-1	+4	19,600	Wade.....	26 Love.....
6. 11/5	@ New Orleans	96-93	L	4-2	-1	17,988	Wade.....	28 Okafor.....
7. 11/6	NEW JERSEY	101-89	W	5-2	+1	19,600	Wade.....	29 Morrow.....
8. 11/9	UTAH	*116-114	L	5-3	-1	19,600	Wade.....	39 Millsap.....
9. 11/11	BOSTON	112-107	L	5-4	-2	19,650	James.....	35 Allen.....
10. 11/13	TORONTO	109-100	W	6-4	+1	19,600	Wade.....	31 Bargnani.....
11. 11/17	PHOENIX	123-96	W	7-4	+2	19,600	Bosh.....	35 Nash.....
12. 11/19	CHARLOTTE	95-87	W	8-4	+3	19,600	James.....	32 Jackson.....
13. 11/20	@ Memphis	97-95	L	8-5	-1	18,119	James.....	29 Randolph.....
14. 11/22	INDIANA	93-77	L	8-6	-2	19,600	James.....	25 Granger/Rush.....
15. 11/24	@ Orlando	104-95	L	8-7	-3	18,936	James.....	25 Howard.....
16. 11/26	PHILADELPHIA	99-90	W	9-7	+1	19,800	Wade.....	23 Meeks.....
17. 11/27	@ Dallas	106-95	L	9-8	-1	20,536	James.....	23 Butler.....
18. 11/29	WASHINGTON	105-94	W	10-8	+1	19,600	James.....	20 Blatche.....
19. 12/1	DETROIT	97-72	W	11-8	+2	19,600	James.....	18 Monroe.....
20. 12/2	@ Cleveland	118-90	W	12-8	+3	20,562	James.....	32 Gibson.....
21. 12/4	ATLANTA	89-77	W	13-8	+4	19,600	Bosh.....	27 Horford.....
22. 12/6	@ Milwaukee	88-78	W	14-8	+5	17,167	Wade.....	25 Maggette.....
23. 12/8	@ Utah	111-98	W	15-8	+6	19,911	James.....	33 Jefferson.....
24. 12/10	@ Golden State	106-84	W	16-8	+7	20,036	Wade.....	20 Ellis.....
25. 12/11	@ Sacramento	104-83	W	17-8	+8	16,396	Wade.....	36 Casspi.....
26. 12/13	NEW ORLEANS	96-84	W	18-8	+9	19,600	Wade.....	32 West.....
27. 12/15	CLEVELAND	101-95	W	19-8	+10	19,899	Wade.....	28 Gibson.....
28. 12/17	@ New York	113-91	W	20-8	+11	19,763	James.....	32 Gallinari.....
29. 12/18	@ Washington	95-94	W	21-8	+12	20,278	James.....	32 Young.....
30. 12/20	DALLAS	98-96	L	21-9	-1	20,178	Wade.....	22 Nowitzki.....
31. 12/23	@ Phoenix	95-83	W	22-9	+1	18,422	James.....	36 Dudley.....
32. 12/25	@ L.A. Lakers	96-80	W	23-9	+2	18,997	James.....	27 Bryant/Gasol.....
33. 12/28	NEW YORK	106-98	W	24-9	+3	20,288	Wade.....	40 Stoudemire.....
34. 12/29	@ Houston	125-119	W	25-9	+4	18,409	Wade.....	45 Scoll.....
35. 1/1	GOLDEN STATE	114-107	W	26-9	+5	20,254	James/Wade.....	25 D. Wright.....
36. 1/3	@ Charlotte	96-82	W	27-9	+6	19,233	James.....	38 Jackson.....
37. 1/4	MILWAUKEE	101-89	W	28-9	+7	20,215	Wade.....	34 Salmons.....
38. 1/7	@ Milwaukee	*101-95	W	29-9	+8	18,717	James.....	26 Douglas-Roberts.....
39. 1/9	@ Portland	*107-100	W	30-9	+9	20,636	James.....	44 Aldridge.....
40. 1/12	@ L.A. Clippers	111-105	L	30-10	-1	19,803	Wade.....	31 Gordon.....
41. 1/13	@ Denver	130-102	L	30-11	-2	19,155	Bosh.....	24 Smith.....
42. 1/15	@ Chicago	99-96	L	30-12	-3	23,017	Wade.....	33 Rose.....
43. 1/18	ATLANTA	*93-89	L	30-13	-4	19,600	James.....	34 Ja. Crawford/Johnson.....
44. 1/22	TORONTO	120-103	W	31-13	+1	20,025	James.....	38 DeRozan.....
45. 1/27	@ New York	93-88	L	31-14	-1	19,763	Wade.....	34 Stoudemire.....
46. 1/28	DETROIT	88-87	W	32-14	+1	19,805	James.....	39 Gordon.....
47. 1/30	@ Oklahoma City	108-103	W	33-14	+2	18,203	Wade.....	32 Durant.....
48. 1/31	CLEVELAND	117-90	W	34-14	+3	19,600	Wade.....	34 Jamison.....
49. 2/3	@ Orlando	104-100	W	35-14	+4	18,945	James.....	51 Nelson.....
50. 2/4	@ Charlotte	109-97	W	36-14	+5	19,592	Wade.....	22 Jackson/Wallace.....
51. 2/6	L.A. CLIPPERS	97-79	W	37-14	+6	19,702	Wade.....	28 Griffin.....
52. 2/8	INDIANA	117-112	W	38-14	+7	19,600	James.....	41 Hibbert.....
53. 2/11	@ Detroit	106-92	W	39-14	+8	22,076	Wade.....	24 Daye.....
54. 2/13	@ Boston	85-82	L	39-15	-1	18,624	Bosh.....	24 Garnett.....
55. 2/15	@ Indiana	110-103	W	40-15	+1	18,165	Wade.....	41 Hibbert.....
56. 2/16	@ Toronto	103-95	W	41-15	+2	20,156	Wade.....	28 Bargnani.....
57. 2/22	SACRAMENTO	117-97	W	42-15	+3	19,754	James.....	31 Dalember.....
58. 2/24	@ Chicago	93-89	L	42-16	-1	23,024	Wade.....	34 Rose.....
59. 2/25	WASHINGTON	121-113	W	43-16	+1	19,825	Wade.....	41 Young.....
60. 2/27	NEW YORK	91-86	L	43-17	-1	19,702	James.....	27 Anthony.....
61. 3/3	ORLANDO	99-96	L	43-18	-2	19,600	James.....	29 J. Richardson.....
62. 3/4	@ San Antonio	125-95	L	43-19	-3	18,581	James.....	26 Ginobili.....
63. 3/6	CHICAGO	87-86	L	43-20	-4	19,763	James.....	26 Rose.....
64. 3/8	PORTLAND	105-96	L	43-21	-5	19,835	Wade.....	38 Aldridge.....
65. 3/10	L.A. LAKERS	94-88	W	44-21	+1	19,986	Bosh.....	24 Bryant.....
66. 3/12	MEMPHIS	118-85	W	45-21	+2	19,600	Wade.....	28 Mayo.....
67. 3/14	SAN ANTONIO	110-80	W	46-21	+3	20,021	Bosh.....	30 Parker.....
68. 3/16	OKLAHOMA CITY	96-85	L	46-22	-1	20,083	Bosh/Wade.....	21 Durant.....
69. 3/18	@ Atlanta	106-85	W	47-22	+1	20,024	James.....	43 Williams.....
70. 3/19	DENVER	103-98	W	48-22	+2	19,600	James.....	43 Smith.....
71. 3/23	@ Detroit	100-94	W	49-22	+3	22,076	Wade.....	24 Hamilton.....
72. 3/25	PHILADELPHIA	111-99	W	50-22	+4	19,840	Wade.....	39 Williams.....
73. 3/27	HOUSTON	125-119	W	51-22	+5	19,825	James.....	33 Martin.....
74. 3/29	@ Cleveland	102-90	L	51-23	-1	20,562	James.....	27 Hickson.....
75. 3/30	@ Washington	123-107	W	52-23	+1	18,916	James.....	35 Crawford.....
76. 4/1	@ Minnesota	111-92	W	53-23	+2	19,096	Wade.....	32 Webster.....
77. 4/3	@ New Jersey	108-94	W	54-23	+3	18,711	James.....	31 Williams.....
78. 4/6	MILWAUKEE	90-85	L	54-24	-1	20,017	James.....	29 Salmons.....
79. 4/8	CHARLOTTE	112-103	W	55-24	+1	19,897	Bosh/Wade.....	27 Brown.....
80. 4/10	BOSTON	100-77	W	56-24	+2	19,766	James.....	27 Pierce.....
81. 4/11	@ Atlanta	98-90	W	57-24	+3	18,529	James.....	34 Smith.....
82. 4/13	@ Toronto	97-79	W	58-24	+4	20,108	House.....	35 Bayless.....

(*Overtime)

FINAL 2010-11 STATISTICS (58-24)

Eastern Conference Champions/Southeast Division Champions

PLAYER	G	GS	MIN	-FIELD GOALS-			-3-POINT FG-			-FREE THROWS-			-REBOUNDS-			AST	PF	DQ	STL	TO	BLK	PTS	AVG
				FG	FGA	PCT	FG	FGA	PCT	FT	FTA	PCT	OFF	DEF	TOT								
JAMES	79	79	3063	758	1485	.510	92	279	.330	503	663	.759	80	510	590	554	163	0	124	284	50	2111	26.7
WADE	76	76	2823	692	1384	.500	63	206	.306	494	652	.758	123	362	485	346	197	0	111	237	87	1941	25.5
BOSH	77	77	2795	524	1056	.496	6	25	.240	384	471	.815	141	500	641	144	172	0	59	138	49	1438	18.7
BIBBY (TOT)	80	68	2284	248	576	.431	153	348	.440	39	62	.629	17	178	195	265	175	0	50	101	9	688	8.6
BIBBY (MIA)	22	12	582	55	126	.437	40	88	.455	10	16	.625	2	47	49	55	47	0	11	32	3	160	7.3
HASLEM	13	0	345	44	86	.512	0	0	.000	16	20	.800	29	77	106	6	39	0	7	14	3	104	8.0
HOUSE	56	1	978	128	321	.399	68	175	.389	38	40	.950	9	83	92	62	68	0	32	29	3	362	6.5
CHALMERS	70	28	1579	155	388	.399	83	231	.359	54	62	.871	12	134	146	177	158	1	76	91	7	447	6.4
JONES	81	8	1549	146	346	.422	123	287	.429	60	72	.833	23	137	160	43	129	0	29	21	19	475	5.9
ARROYO	49	42	995	109	238	.458	28	64	.438	28	35	.800	13	67	80	100	60	0	14	43	1	274	5.6
MILLER	41	2	838	81	202	.401	43	118	.364	23	34	.676	38	146	184	51	88	0	20	41	2	228	5.6
ILGAUSKAS	72	51	1145	162	319	.508	0	1	.000	36	46	.783	108	179	287	26	185	0	23	52	58	360	5.0
DAMPIER	51	22	815	52	89	.584	0	1	.000	24	44	.545	53	124	177	22	82	0	14	32	47	128	2.5
HOWARD	57	0	592	55	125	.440	0	0	.000	29	35	.829	36	86	122	23	61	0	10	25	4	139	2.4
ANTHONY	75	11	1463	53	99	.535	0	0	.000	47	73	.644	104	162	266	24	194	1	10	36	93	153	2.0
MAGLOIRE	18	0	158	13	22	.591	0	0	.000	9	18	.500	17	44	61	3	26	0	4	5	2	35	1.9
STACKHOUSE	7	1	50	3	12	.250	1	4	.250	5	7	.714	1	6	7	3	3	0	0	2	2	12	1.7
PITTMAN	2	0	11	1	3	.333	0	0	.000	0	0	.000	1	2	3	0	2	0	0	2	0	2	1.0
HEAT	82	-	19780	3031	6301	.481	547	1479	.370	1760	2288	.769	790	2666	3456	1639	1674	2	544	1142	430	8369	102.1
OPPONENTS	82	-	19780	2869	6614	.434	546	1584	.345	1473	1980	.744	864	2349	3213	1651	1788	16	574	1081	246	7757	94.6

DUNKS:

Miami-308 (Wade-102; James-98; Bosh-51; Dampier-23; Anthony-14; Ilgauskas-11; Haslem-5; Magloire-3; Miller-1)

Opponents-287

CHARGES TAKEN:

Miami-83 (Jones-29; Haslem-10; James-9; Bosh-6; Howard-6; Anthony-5; Miller-5; Wade-4; Chalmers-3; Bibby-2; Arroyo-1; House-1; Ilgauskas-1; Magloire-1)

Opponents-85

TECHNICAL FOULS:

Miami-87 (Wade-12; James-8; Ilgauskas-7; Spoelstra-6; Howard-5; Bosh-3; Arroyo-2; Chalmers-2; House-2; Jones-2; Bibby-1; Dampier-1; Fizdale-1; Magloire-1; Defensive 3-Seconds-34)

Opponents-83 (Includes 38 for Defensive 3-Seconds)

EJECTIONS:

Miami-5 (Howard-2; Ilgauskas-2; Dampier-1)

Opponents-5

PLAYER	-- SINGLE-GAME HIGHS --							-- AVERAGE PER GAME --							-- CAREER HIGHS (C=SET, T=TIED THIS SEASON) --						
	MIN	REB	AST	ST	TO	BLK	PTS	MIN	REB	AST	STL	TO	BLK	PTS	FG	FGA	FT	FTA	REB	AST	PTS
JAMES	47	13	14	6	9	3	51	38.8	7.5	7.0	1.57	3.6	0.63	26.7	19	36	24	28	19	15	56
WADE	46	16	10	4	9	5	45	37.1	6.4	4.6	1.46	3.1	1.14	25.5	19	39	23	24	16C	16	55
BOSH	44	17	6	4	7	3	35	36.3	8.3	1.9	0.77	1.8	0.64	18.7	16	31	22	24	22	9	44
BIBBY (TOT)	43	10	8	4	6	1	23	28.6	2.4	3.3	0.63	1.3	0.11	8.6	17	32	14	18	11	18	44
BIBBY (MIA)	43	5	7	2	6	1	23	26.5	2.2	2.5	0.50	1.5	0.14	7.3							
HASLEM	37	11	2	2	3	1	21	26.5	8.2	0.5	0.54	1.1	0.23	8.0	12	21	12	12	18	7	28
HOUSE	45	6	4	3	2	1	35	17.5	1.6	1.1	0.57	0.5	0.05	6.5	14C	27C	6	6	10	8	35C
CHALMERS	40	6	13	3	4	1	16	22.6	2.1	2.5	1.09	1.3	0.10	6.4	9	16	9	12	7	13T	30
JONES	36	7	3	3	2	2	20	19.1	2.0	0.5	0.36	0.3	0.23	5.9	10	16	9	11	12	5	27
ARROYO	36	6	5	2	3	1	18	20.3	1.6	2.0	0.29	0.9	0.02	5.6	11	21	12	12	9	14	30
MILLER	42	12	8	2	4	1	32	20.4	4.5	1.2	0.49	1.0	0.05	5.6	16	27	12	13	19	14	45
ILGAUSKAS	31	14	2	3	4	4	16	15.9	4.0	0.4	0.32	0.7	0.81	5.0	15	28	17	19	22	7	35
DAMPIER	31	14	2	2	3	3	10	16.0	3.5	0.4	0.27	0.6	0.92	2.5	10	19	15	18	26	7	31
HOWARD	32	7	2	1	2	1	18	10.4	2.1	0.4	0.18	0.4	0.07	2.4	19	29	15	17	16	9	42
ANTHONY	43	16	3	1	3	5	8	19.5	3.5	0.3	0.13	0.5	1.24	2.0	6	7	7	8T	16C	3C	13
MAGLOIRE	29	19	1	2	2	1	8	8.8	3.4	0.2	0.22	0.3	0.11	1.9	9	21	15	20	22	4	27
STACKHOUSE	19	3	1	0	1	1	5	7.1	1.0	0.4	0.00	0.3	0.29	1.7	21	36	18	21	15	13	57
PITTMAN	9	2	0	0	2	0	2	5.5	1.5	0.0	0.00	1.0	0.00	1.0	1C	2C	0C	0C	2C	0C	2C
HEAT	265	56	33	12	11	129		241.2	42.1	20.0	6.63	13.9	5.24	102.1	56	113	47	61	69	39	141
OPPONENTS	265	53	33	11	23	9	130		241.2	39.2	20.1	7.00	13.2	3.00	59	115	47	57	69	42	148

2009-10 SEASON

RECORD: 47-35 (3rd in Southeast Division)

HOME: 24-17

ROAD: 23-18

OVERTIME: 4-2



Front Row (L-R): Kenny Hasbrouck, Mario Chalmers, Dwyane Wade, Assistant Coach Ron Rothstein, Assistant Coach Bob McAdoo, Head Coach Erik Spoelstra, Assistant Coach Keith Askins, Assistant Coach David Fizdale, Assistant Coach Chad Kammerer, Daequan Cook, Carlos Arroyo.

Back Row (L-R): Video Coordinator Dan Craig, Assistant Athletic Trainer/Director of Rehabilitation Rey Jaffet, Head Athletic Trainer Jay Sabol, Yakhouba Diawara, Dorell Wright, Michael Beasley, Shavlik Randolph, Jermaine O'Neal, Jamaal Magloire, Joel Anthony, Udonis Haslem, James Jones, Quentin Richardson, Assistant Coach/Strength & Conditioning Bill Foran, Neuromuscular Therapist Vinny Aquilino, Assistant Athletic Trainer/Equipment Manager David Parks.

Head Coach: Erik Spoelstra

Assistant Coaches: Bob McAdoo, Keith Askins, Ron Rothstein, David Fizdale, Chad Kammerer, Bill Foran

Team Captains: Udonis Haslem, Dwyane Wade

CONFERENCE RECORDS

	Overall	Home	Road	Overtime
Eastern:	32-20	16-10	16-10	2-2
Western:	15-15	8-7	7-8	2-0

DIVISION RECORDS

	Overall	Home	Road	Overtime
Atlantic:	13-5	7-2	6-3	1-1
Central:	10-8	4-5	6-3	1-0
Southeast:	9-7	5-3	4-4	0-1
Southwest:	4-6	2-3	2-3	1-0
Northwest:	4-6	2-3	2-3	0-0
Pacific:	7-3	4-1	3-2	1-0

RECORDS BY MONTH

	Overall	Home	Road	Overtime
October:	2-0	1-0	1-0	0-0
November:	7-7	5-5	2-2	0-0
December:	7-7	4-3	3-4	0-0
January:	8-9	3-3	5-6	0-1
February:	5-8	1-3	4-5	1-0
March:	12-3	8-2	4-1	1-1
April:	6-1	2-1	4-0	2-0

Playoff Results: Lost to Boston in the First Round (4-1)

NBA Honors: Michael Beasley, Rookie Challenge Game (All-Star Weekend); Daequan Cook, NBA Community Assist Award (Summer of 2009); Erik Spoelstra, Eastern Conference Coach of the Month (March); Dwyane Wade, All-NBA First Team, All-Defensive Second Team, All-Star Game MVP, Eastern Conference Player of the Month (March), Eastern Conference Player of the Week (weeks ending: Mar. 7, 2010; Mar. 28, 2010)

Home Attendance: 726,935 (17,730 average); 15 sellouts (3 @ 16,500 capacity, 12 @ 19,600 capacity)

2009-10 GAME BY GAME

	DATE	OPPONENTS	SCORE	W/L	REC	STRK	ATTEND	HEAT	HIGH SCORER	OPP. HIGH SCORER	
1.	10/28	NEW YORK	115-93	W	1-0	+1	19,600	Wade	26	Gallinari/Lee	22
2.	10/30	@ Indiana	96-83	W	2-0	+2	18,165	Wade	32	Granger	22
3.	11/1	CHICAGO	95-87	W	3-0	+3	15,865	Wade	25	Deng	26
4.	11/3	PHOENIX	104-96	L	3-1	-1	15,105	Wade	23	Nash	30
5.	11/4	@ Washington	93-89	W	4-1	+1	17,413	Wade	40	Arenas	32
6.	11/6	DENVER	96-88	W	5-1	+2	19,600	Wade	22	Anthony	30
7.	11/10	WASHINGTON	90-76	W	6-1	+3	15,054	Wade	41	Arenas	21
8.	11/12	CLEVELAND	111-104	L	6-2	-1	19,600	Wade	36	James	34
9.	11/14	NEW JERSEY	81-80	W	7-2	+1	17,124	Haslem	28	Hassell/Lopez	17
10.	11/17	OKLAHOMA CITY	100-87	L	7-3	-1	14,443	Wade	22	Durant	32
11.	11/18	@ Atlanta	105-90	L	7-4	-2	18,729	Beasley	21	Johnson	30
12.	11/20	@ Toronto	120-113	L	7-5	-3	19,800	Chalmers/Wade	30	Bosh	29
13.	11/22	NEW ORLEANS	102-101	W	8-5	+1	16,500	Wade	31	Thornton	25
14.	11/25	@ Orlando	99-98	W	9-5	+2	17,461	Wade	24	Williams	25
15.	11/27	WASHINGTON	94-84	L	9-6	-1	17,684	Chalmers	20	Jamison	24
16.	11/29	BOSTON	92-85	L	9-7	-2	18,104	Wade	27	Garnett	24
17.	12/1	@ Portland	107-100	W	10-7	+1	20,417	Beasley	27	Roy	25
18.	12/3	@ Denver	114-96	L	10-8	-1	14,998	Wade	25	Anthony	22
19.	12/4	@ L.A. Lakers	108-107	L	10-9	-2	18,997	Wade	26	Bryant	33
20.	12/6	@ Sacramento	115-102	W	11-9	+1	13,186	Wade	34	Evans	30
21.	12/11	DALLAS	106-93	L	11-10	-1	18,703	Wade	28	Nowitzki	25
22.	12/13	MEMPHIS	118-90	L	11-11	-2	14,465	Wade	25	Gay	41
23.	12/15	TORONTO	115-95	W	12-11	+1	15,106	Beasley	28	Bosh	28
24.	12/17	ORLANDO	104-86	W	13-11	+2	18,303	Wade	25	Howard	17
25.	12/20	PORTLAND	102-95	L	13-12	-1	16,500	Wade	28	Roy	28
26.	12/23	UTAH	80-70	W	14-12	+1	19,600	Wade	29	Williams	18
27.	12/25	@ New York	93-87	W	15-12	+2	19,763	Wade	30	Gallinari	26
28.	12/27	INDIANA	114-80	W	16-12	+3	19,600	Wade	25	Murphy	16
29.	12/30	@ New Orleans	95-91	L	16-13	-1	17,301	Wade	22	West	21
30.	12/31	@ San Antonio	108-78	L	16-14	-2	18,581	Beasley	26	Duncan	23
31.	1/2	CHARLOTTE	107-97	L	16-15	-3	17,856	Wade	29	Jackson	35
32.	1/4	ATLANTA	92-75	W	17-15	+1	16,500	Wade	28	Crawford	23
33.	1/6	BOSTON	*112-106	L	17-16	-1	19,600	Wade	44	Rondo	25
34.	1/8	@ Phoenix	109-105	W	18-16	+1	18,422	Wade	33	Hill/Stoudemire	18
35.	1/10	@ L.A. Clippers	94-84	L	18-17	-1	19,060	Wade	24	Kaman	22
36.	1/11	@ Utah	118-89	L	18-18	-2	19,284	Beasley	20	Boozler	25
37.	1/13	@ Golden State	115-102	W	19-18	+1	17,121	Wade	35	Maggette	25
38.	1/15	@ Houston	115-106	W	20-18	+2	16,720	Wade	37	Budinger/Scola	17
39.	1/16	@ Oklahoma City	98-80	L	20-19	-1	18,203	Beasley	28	Durant	36
40.	1/19	INDIANA	113-83	W	21-19	+1	14,986	Wade	32	Rush	17
41.	1/20	@ Charlotte	104-65	L	21-20	-1	14,212	Wade/Wright	16	Jackson	24
42.	1/22	@ Washington	112-88	W	22-20	+1	20,173	Wade	32	Blatche	19
43.	1/23	SACRAMENTO	115-84	W	23-20	+2	18,521	Wade	27	Evans	15
44.	1/25	CLEVELAND	92-91	L	23-21	-1	19,600	Wade	32	James	32
45.	1/27	@ Toronto	111-103	L	23-22	-2	18,265	Wade	35	Bargnani	27
46.	1/29	@ Detroit	92-65	W	24-22	+1	20,669	Wade	22	Villanueva	15
47.	1/30	@ Milwaukee	95-84	L	24-23	-1	18,717	Wade	21	Warrick	22
48.	2/1	MILWAUKEE	97-81	L	24-24	-2	15,858	Wade	23	Bogut	22
49.	2/3	@ Boston	107-102	L	24-25	-3	18,624	Wade	30	R. Allen	23
50.	2/4	@ Cleveland	102-86	L	24-26	-4	20,562	Wade	24	James	36
51.	2/6	@ Chicago	95-91	L	24-27	-5	22,352	O'Neal	24	Deng	25
52.	2/9	HOUSTON	99-66	W	25-27	+1	18,654	Wade	17	Scola	12
53.	2/10	@ Atlanta	94-76	W	26-27	+2	17,074	O'Neal	19	Josh Smith	18
54.	2/16	@ Philadelphia	105-78	W	27-27	+3	15,602	Wade	24	Young	16
55.	2/17	@ New Jersey	87-84	W	28-27	+4	12,251	Beasley	23	Lopez	26
56.	2/19	@ Memphis	**100-87	W	29-27	+5	16,127	Beasley	30	Gasol	22
57.	2/20	@ Dallas	97-91	L	29-28	-1	20,328	Cook	22	Nowitzki	28
58.	2/23	MINNESOTA	91-88	L	29-29	-2	15,854	Wright	26	Love	17
59.	2/27	MILWAUKEE	94-71	L	29-30	-3	18,883	O'Neal	14	Salmons	18
60.	2/28	@ Orlando	96-80	L	29-31	-4	17,461	Wade	21	Lewis	22
61.	3/2	GOLDEN STATE	110-106	W	30-31	+1	15,213	Wade	35	Morrow	24
62.	3/4	L.A. LAKERS	*114-111	W	31-31	+2	19,600	Wade	27	Bryant	39
63.	3/6	ATLANTA	100-94	W	32-31	+3	19,600	Wade	38	Crawford	24
64.	3/9	@ Charlotte	83-78	L	32-32	-1	18,646	Wade	27	Jackson	17
65.	3/10	L.A. CLIPPERS	108-97	W	33-32	+1	14,785	Wade	27	Butler	31
66.	3/12	CHICAGO	108-95	W	34-32	+2	19,600	O'Neal	25	Johnson/Pargo	20
67.	3/14	PHILADELPHIA	104-91	W	35-32	+3	18,129	Wade	38	Kapono	17
68.	3/16	SAN ANTONIO	88-76	L	35-33	-1	18,925	Wade	28	Ginobili	22
69.	3/18	ORLANDO	*108-102	L	35-34	-2	18,874	Wade	36	Carter	27
70.	3/20	CHARLOTTE	77-71	W	36-34	+1	18,766	Richardson	18	Jackson	18
71.	3/22	@ New Jersey	99-89	W	37-34	+1	11,934	Wade	27	Lopez	26
72.	3/25	@ Chicago	103-74	W	38-34	+2	21,592	O'Neal	24	Warrick	14
73.	3/26	@ Milwaukee	87-74	W	39-34	+3	17,841	Wade	30	Salmons	23
74.	3/28	TORONTO	97-94	W	40-34	+4	19,600	Wade	32	Bosh	19
75.	3/31	@ Detroit	98-81	W	41-34	+5	22,076	Beasley	28	Stuckey	18
76.	4/2	@ Indiana	*105-96	W	42-34	+6	16,787	Wade	43	Murphy	29
77.	4/3	@ Minnesota	97-84	W	43-34	+7	17,601	Wade	39	Jefferson/Sessions	12
78.	4/7	PHILADELPHIA	99-95	W	44-34	+8	18,221	Wade	22	Dalember	19
79.	4/9	DETROIT	106-99	L	44-35	-1	19,600	Wade	19	Gordon	39
80.	4/11	@ New York	111-98	W	45-35	+1	19,763	Wade	32	Lee	26
81.	4/12	@ Philadelphia	107-105	W	46-35	+2	17,401	Wade	30	Kapono	24
82.	4/14	NEW JERSEY	**94-86	W	47-35	+3	18,754	Beasley	25	Yi	23

(*Overtime **Double Overtime)

FINAL 2009-10 STATISTICS (47-35)

PLAYER	G	GS	MIN	-FIELD GOALS-			-3-POINT FG-			-FREE THROWS-			-REBOUNDS-			PF	DQ	STL	TO	BLK	PTS	AVG	
				FG	FGA	PCT	FG	FGA	PCT	FT	FTA	PCT	OFF	DEF	TOT								
WADE	77	77	2792	719	1511	.476	73	243	.300	534	702	.761	107	266	373	501	181	0	142	252	82	2045	26.6
BEASLEY	78	78	2328	468	1040	.450	28	102	.275	192	240	.800	123	375	498	100	221	2	80	131	49	1156	14.8
O'NEAL	70	70	1991	394	745	.529	0	2	.000	162	225	.720	124	362	486	92	212	2	25	125	95	950	13.6
HASLEM	78	0	2177	312	632	.494	0	0	.000	147	193	.762	167	462	629	52	174	0	30	75	23	771	9.9
RICHARDSON	76	75	2082	242	561	.431	142	358	.397	52	71	.732	64	310	374	93	169	0	70	62	18	678	8.9
ALSTON (TOT)	52	38	1420	155	446	.348	58	168	.345	59	81	.728	13	116	129	176	103	0	50	95	10	427	8.2
ALSTON (MIA)	25	25	655	60	169	.355	30	81	.370	15	27	.556	4	50	54	72	53	0	23	34	5	165	6.6
CHALMERS	73	22	1807	182	454	.401	75	236	.318	82	110	.745	25	110	135	246	175	1	91	123	12	521	7.1
WRIGHT	72	1	1496	194	419	.463	61	157	.389	61	69	.884	50	185	235	91	94	0	52	53	32	510	7.1
ARROYO	72	35	1585	178	375	.475	7	25	.280	76	90	.844	26	104	130	225	102	0	36	54	6	439	6.1
COOK	45	3	691	81	253	.320	40	126	.317	21	25	.840	9	73	82	43	50	0	14	24	10	223	5.0
JONES	36	6	503	43	119	.361	37	90	.411	23	28	.821	4	41	45	17	45	1	11	11	4	146	4.1
ANTHONY	80	16	1322	76	159	.478	0	0	.000	66	92	.717	123	126	249	12	158	1	20	45	109	218	2.7
RANDOLPH (TOT)	6	0	53	6	18	.333	0	0	.000	2	2	1.000	7	7	14	1	9	0	1	3	1	14	2.3
RANDOLPH (MIA)	3	0	47	5	15	.333	0	0	.000	0	0	.000	7	6	13	0	9	0	1	2	1	10	3.3
MAGLOIRE	36	0	359	28	56	.500	0	0	.000	21	59	.356	41	80	121	1	59	0	9	17	11	77	2.1
DIAWARA	6	2	44	2	10	.200	1	6	.167	0	0	.000	1	3	4	3	8	0	1	3	0	5	0.8
HEAT	82	-	19880	2984	6518	.458	494	1426	.346	1452	1931	.752	875	2553	3428	1548	1710	7	605	1079	457	7914	96.5
OPPONENTS	82	-	19880	2813	6408	.439	524	1531	.342	1577	2091	.754	856	2483	3339	1545	1639	9	517	1184	355	7727	94.2

DUNKS:

Miami-363 (Wade-115; O'Neal-68; Beasley-67; Wright-33; Anthony-25; Haslem-20; Richardson-18; Magloire-10; Chalmers-4; Cook-1; Diawara-1; Randolph-1)

Opponents-242

CHARGES TAKEN:

Miami-88 (O'Neal-22; Haslem-21; Richardson-19; Chalmers-7; Arroyo-5; Magloire-3; Randolph-3; Beasley-2; Jones-2; Wade-2; Anthony-1; Wright-1)

Opponents-54

TECHNICAL FOULS:

Miami-67 (O'Neal-10; Wade-9; Richardson-5; Spoelstra-4; Beasley-3; Alston-1; Magloire-1; Defensive 3-Seconds-34)

Opponents-79 (Includes 43 for Defensive 3-Seconds and 1 for Delay of Game)

EJECTIONS:

Miami-1 (O'Neal-1)

Opponents-3

PLAYER	-- SINGLE-GAME HIGHS --							-- AVERAGE PER GAME --							-- CAREER HIGHS (C=SET, T=TIED THIS SEASON) --						
	MIN	REB	AST	ST	TO	BLK	PTS	MIN	REB	AST	STL	TO	BLK	PTS	FG	FGA	FT	FTA	REB	AST	PTS
WADE	45	11	14	6	7	5	44	36.3	4.8	6.5	1.84	3.3	1.06	26.6	19	39	23	24	11T	16	55
BEASLEY	41	13	5	4	5	3	30	29.8	6.4	1.3	1.03	1.7	0.63	14.8	13C	25C	11C	12C	16	5C	30C
O'NEAL	41	16	5	2	5	5	25	28.4	6.9	1.3	0.36	1.8	1.36	13.6	18	30	19	25	21	7	55
HASLEM	40	18	5	3	4	2	28	27.9	8.1	0.7	0.38	1.0	0.29	9.9	12C	21	12	12	18T	7	28T
RICHARDSON	43	14	4	4	3	1	25	27.4	4.9	1.2	0.92	0.8	0.24	8.9	17C	30	9	11	16	9	44
ALSTON (TOT)	46	10	10	4	6	1	20	27.3	2.5	3.4	0.96	1.8	0.19	8.2	12	25	13	15	10C	15	31
ALSTON (MIA)	39	5	9	4	3	1	17	26.2	2.2	2.9	0.92	1.4	0.20	6.6							
CHALMERS	42	7	9	4	5	2	30	24.8	1.8	3.4	1.25	1.7	0.16	7.1	9C	16	9C	12C	7T	13	30C
WRIGHT	36	8	7	4	3	3	26	20.8	3.3	1.3	0.72	0.7	0.44	7.1	9C	17	10	12	18	7C	26C
ARROYO	43	7	10	3	4	2	17	22.0	1.8	3.1	0.50	0.8	0.08	6.1	11	21	12	12	9	14	30
COOK	35	6	3	1	3	3	22	15.4	1.8	1.0	0.31	0.5	0.22	5.0	9	21	9	9	9	5	27
JONES	39	6	4	2	1	1	16	14.0	1.3	0.5	0.31	0.3	0.11	4.1	10	16	9	11	12	5	27
ANTHONY	40	10	2	2	3	5	13	16.5	3.1	0.2	0.25	0.6	1.36	2.7	6C	7	7	8	13	2T	13C
RANDOLPH (TOT)	23	6	1	1	1	1	8	8.8	2.3	0.2	0.17	0.5	0.17	2.3	5	10	5	8	13	5	12
RANDOLPH (MIA)	23	6	0	1	1	1	8	15.7	4.3	0.0	0.33	0.7	0.33	3.3							
MAGLOIRE	23	10	1	2	2	3	7	10.0	3.4	0.0	0.25	0.5	0.31	2.1	9	21	15	20	22	4	27
DIAWARA	20	3	2	1	2	0	3	7.3	0.7	0.5	0.17	0.5	0.00	0.8	8	16	4	4	6	4	23
HEAT	290	55	30	15	20	13	115	242.4	41.8	18.9	7.38	13.2	5.57	96.5	56	113	47	61	69	39	141
OPPONENTS	290	54	35	14	25	11	120	242.4	40.7	18.8	6.30	14.4	4.33	94.2	59	115	47	57	69	42	148

2008-09 SEASON

RECORD: 43-39 (3rd In Southeast Division)
HOME: 28-13 **ROAD:** 15-26 **OVERTIME:** 6-2



Front Row (L-R): Yakhoubia Diawara, Chris Quinn, Dwyane Wade, Assistant Coach Ron Rothstein, Assistant Coach Bob McAdoo, Head Coach Erik Spoelstra, Assistant Coach Keith Askins, Assistant Coach David Fizdale, Assistant Coach Chad Kammerer, Mario Chalmers, Daequan Cook.

Back Row (L-R): Video Coordinator Dan Craig, Assistant Athletic Trainer/Director of Rehabilitation Rey Jaffet, Head Athletic Trainer Jay Sabol, Luther Head, Jamarion Moon, Dorell Wright, Joel Anthony, Mark Blount, Jermaine O'Neal, Jamaal Magloire, Udonis Haslem, Michael Beasley, James Jones, Assistant Coach/Strength & Conditioning Bill Foran, Neuromuscular Therapist Vinny Aquilino, Assistant Athletic Trainer/Equipment Manager David Parks.

Head Coach: Erik Spoelstra

Assistant Coaches: Bob McAdoo, Keith Askins, Ron Rothstein, David Fizdale, Chad Kammerer, Bill Foran

Team Captains: Udonis Haslem, Dwyane Wade

CONFERENCE RECORDS

	Overall	Home	Road	Overtime
Eastern:	28-24	20-6	8-18	3-1
Western:	15-15	8-7	7-8	3-1

DIVISION RECORDS

	Overall	Home	Road	Overtime
Atlantic:	9-9	7-2	2-7	1-1
Central:	10-8	7-2	3-6	2-0
Southeast:	9-7	6-2	3-5	0-0
Southwest:	2-8	1-4	1-4	0-1
Northwest:	5-5	2-3	3-2	1-0
Pacific:	8-2	5-0	3-2	2-0

RECORDS BY MONTH

	Overall	Home	Road	Overtime
October:	1-1	1-0	0-1	0-0
November:	7-8	4-3	3-5	0-0
December:	9-4	6-2	3-2	1-0
January:	8-8	4-3	4-5	2-0
February:	6-6	5-2	1-4	0-0
March:	8-8	6-2	2-6	2-1
April:	4-4	2-1	2-3	1-1

Playoff Results: Lost to Atlanta in the First Round (4-3)

NBA Honors: Michael Beasley, All-Rookie First Team, Rookie Challenge Game (All-Star Weekend), Eastern Conference Rookie of the Month (April); Mario Chalmers, All-Rookie Second Team; Daequan Cook, Foot Locker Three-Point Shootout Champion (All-Star Weekend); Dwyane Wade, All-NBA First Team, All-Defensive Second Team, All-Star Game, Eastern Conference Player of the Month (November, February), Eastern Conference Player of the Week (weeks ending: Nov. 23, 2008; Dec. 7, 2008; Mar. 8, 2009)

Home Attendance: 748,778 (18,263 average/19,600 capacity); 22 sellouts

2008-09 GAME BY GAME

	DATE	OPPONENTS	SCORE	W/L	REC	STRK	ATTEND	HEAT	HIGH SCORER	OPP. HIGH SCORER	
1.	10/29	@ New York	120-115	L	0-1	-1	19,763	Wade	26	Crawford	29
2.	10/31	SACRAMENTO	103-77	W	1-1	+1	19,600	Wade	20	Douby/Salmons	14
3.	11/1	@ Charlotte	100-87	L	1-2	-1	19,238	Beasley	25	Wallace	34
4.	11/5	PHILADELPHIA	106-83	W	2-2	+1	15,103	Wade	29	Young	19
5.	11/7	@ San Antonio	99-83	W	3-2	+2	17,387	Wade	33	Duncan	22
6.	11/8	@ New Orleans	100-89	L	3-3	-1	17,701	Wade	30	Paul/West	21
7.	11/10	NEW JERSEY	99-94	W	4-3	+1	15,028	Wade	33	Yi	24
8.	11/12	PORTLAND	104-96	L	4-4	-1	15,021	Wade	36	Fernandez	25
9.	11/14	WASHINGTON	97-77	W	5-4	+1	15,284	Wade	24	Jamison	15
10.	11/16	@ Toronto	107-96	L	5-5	-1	19,800	Wade	29	Bosh	27
11.	11/18	@ Washington	94-87	W	6-5	+1	15,102	Wade	19	Jamison	25
12.	11/19	TORONTO	101-95	L	6-6	-1	15,014	Wade	40	Bargnani	25
13.	11/22	INDIANA	109-100	W	7-6	+1	18,685	Wade	38	Daniels	25
14.	11/24	HOUSTON	107-98	L	7-7	-1	18,704	Chalmers/Wade	23	Yao	28
15.	11/26	@ Portland	106-68	L	7-8	-2	20,528	Beasley	14	Frye	17
16.	11/28	@ Phoenix	107-92	W	8-8	+1	18,422	Wade	43	Barbosa	20
17.	11/29	@ L.A. Clippers	97-96	L	8-9	-1	16,245	Wade	26	Randolph/Thornton	27
18.	12/1	@ Golden State	*130-129	W	9-9	+1	18,723	Wade	37	Crawford	40
19.	12/3	@ Utah	93-89	W	10-9	+2	19,911	Wade	23	Millisap	20
20.	12/6	OKLAHOMA CITY	105-99	W	11-9	+3	17,585	Wade	38	Westbrook	30
21.	12/8	CHARLOTTE	100-96	W	12-9	+4	15,024	Wade	41	Richardson	24
22.	12/12	ATLANTA	87-73	L	12-10	-1	19,600	Wade	21	Johnson	21
23.	12/14	@ Memphis	102-86	L	12-11	-2	12,271	Beasley	20	Mayo	28
24.	12/15	MILWAUKEE	98-83	L	12-12	-3	15,029	Chalmers	20	Redd	21
25.	12/19	L.A. LAKERS	89-87	W	13-12	+1	19,600	Wade	35	Bryant	28
26.	12/20	@ New Jersey	106-103	W	14-12	+2	14,139	Wade	43	Lopez	22
27.	12/23	GOLDEN STATE	96-88	W	15-12	+3	17,862	Wade	32	Watson	18
28.	12/26	CHICAGO	90-77	W	16-12	+4	19,600	Wade	28	Gordon	15
29.	12/28	@ Cleveland	93-86	L	16-13	-1	20,562	Wade	29	James	33
30.	12/30	CLEVELAND	104-95	W	17-13	+1	19,600	Chalmers/Wade	21	James	38
31.	1/2	@ Orlando	86-76	L	17-14	-1	17,461	Wade	33	Lewis	17
32.	1/3	NEW JERSEY	*101-96	W	18-14	+1	19,600	Wade	29	Dooling	23
33.	1/5	SAN ANTONIO	91-84	L	18-15	-1	19,600	Wade	24	Duncan	19
34.	1/7	@ Denver	108-97	L	18-16	-2	15,459	Wade	31	Billups/Kleiza/Smith	21
35.	1/9	@ Sacramento	*119-115	W	19-16	+1	12,587	Wade	41	Salmons	29
36.	1/11	@ L.A. Lakers	108-105	L	19-17	-1	18,997	Wade	27	Bynum	24
37.	1/13	@ Minnesota	99-96	W	20-17	+1	10,856	Wade	31	Foye	29
38.	1/14	@ Milwaukee	102-99	W	21-17	+2	15,271	Cook	24	Ridnour	25
39.	1/17	@ Houston	93-86	L	21-18	-1	18,369	Wade	29	Yao	26
40.	1/18	@ Oklahoma City	104-94	W	22-18	+1	19,136	Wade	32	Durant	31
41.	1/21	BOSTON	98-83	L	22-19	-1	19,600	Wade	25	R. Allen	27
42.	1/24	ORLANDO	103-97	W	23-19	+1	19,600	Wade	27	Howard	22
43.	1/26	ATLANTA	95-79	W	24-19	+2	18,103	Wade	35	Johnson	19
44.	1/28	WASHINGTON	93-71	W	25-19	+3	16,424	Beasley/Cook	16	Jamison	21
45.	1/30	@ Indiana	114-103	L	25-20	-1	14,031	Wade	24	Dunleavy	30
46.	1/31	DALLAS	111-96	L	25-21	-2	19,600	Wade	30	Nowitzki	30
47.	2/2	L.A. CLIPPERS	119-95	W	26-21	+1	15,985	Wade	32	Randolph	21
48.	2/4	@ Detroit	93-90	L	26-22	-1	21,720	Wade	29	Wallace/Stuckey	18
49.	2/7	@ Philadelphia	94-84	L	26-23	-2	17,216	Wade	21	Miller/Spieghts	15
50.	2/8	CHARLOTTE	96-92	W	27-23	+1	17,656	Wade	22	Augustin	27
51.	2/10	DENVER	99-82	L	27-24	-1	16,784	Wade	33	Billups	23
52.	2/12	@ Chicago	95-93	W	28-24	+1	21,801	Wade	24	Gordon	34
53.	2/18	MINNESOTA	111-104	L	28-25	-1	17,525	Wade	37	Telfair	30
54.	2/21	PHILADELPHIA	97-91	W	29-25	+1	19,600	Wade	25	Miller	30
55.	2/22	@ Orlando	122-99	L	29-26	-1	17,461	Wade	50	Howard	32
56.	2/24	DETROIT	103-91	W	30-26	+1	19,600	Wade	31	Iverson	22
57.	2/27	@ Atlanta	91-83	L	30-27	-1	19,157	Beasley	23	Johnson	24
58.	2/28	NEW YORK	120-115	W	31-27	+1	19,600	Wade	46	Robinson	29
59.	3/2	CLEVELAND	107-100	L	31-28	-1	19,600	Wade	41	James	42
60.	3/4	PHOENIX	135-129	W	32-28	+1	19,600	Wade	35	Nash	34
61.	3/6	@ Toronto	108-102	W	33-28	+2	19,800	Wade	42	Bosh	39
62.	3/7	@ Cleveland	99-89	L	33-29	-1	20,562	Wade	25	M. Williams	34
63.	3/9	CHICAGO	**130-127	W	34-29	+1	19,600	Wade	48	Gordon	43
64.	3/11	BOSTON	107-99	W	35-29	+2	19,600	Wade	32	R. Allen	27
65.	3/14	UTAH	***140-129	W	36-29	+3	19,600	Wade	50	Williams	30
66.	3/15	@ Philadelphia	85-77	L	36-30	-1	20,100	O'Neal	20	Igoudala	21
67.	3/18	@ Boston	*112-108	L	36-31	-2	18,624	Beasley	21	Pierce	36
68.	3/20	@ New Jersey	96-88	L	36-32	-3	18,108	Wade	27	Douglas-Roberts/Hayes	18
69.	3/22	@ Detroit	101-96	W	37-32	+1	22,076	Wade	39	Stuckey	29
70.	3/23	MEMPHIS	94-82	W	38-32	+2	18,654	Wade	27	Mayo	21
71.	3/25	@ Indiana	90-88	L	38-33	-1	17,117	Wade	21	Granger	28
72.	3/26	@ Chicago	106-87	L	38-34	-2	21,908	Wade	31	Salmons	27
73.	3/28	MILWAUKEE	102-85	W	39-34	+1	18,108	Wade	27	Jefferson	32
74.	3/30	ORLANDO	101-95	L	39-35	-1	19,600	Wade	42	Howard	22
75.	4/1	@ Dallas	98-96	L	39-36	-2	20,021	Wade	23	Nowitzki	30
76.	4/3	@ Charlotte	97-92	W	40-36	+1	19,568	Wade	27	Wallace	21
77.	4/4	@ Washington	118-104	W	41-36	+2	20,173	Wade	33	Butler	27
78.	4/7	NEW ORLEANS	*93-87	L	41-37	-1	19,600	Wade	32	Paul	26
79.	4/10	@ Boston	105-98	L	41-38	-2	18,624	Wade	31	Pierce	28
80.	4/12	NEW YORK	122-105	W	42-38	+1	19,600	Wade	55	Chandler/Harrington	21
81.	4/14	@ Atlanta	81-79	L	42-39	-1	18,179	Beasley	23	Murray	17
82.	4/15	DETROIT	*102-96	W	43-39	+1	19,600	Quinn	26	Brown	17

(* Overtime **Double Overtime ***Triple Overtime)

FINAL 2008-09 STATISTICS (43-39)

PLAYER	-FIELD GOALS-						-3-POINT FG-			-FREE THROWS-			-REBOUNDS-			AST	PF	DQ	STL	TO	BLK	PTS	AVG
	G	GS	MIN	FG	FGA	PCT	FG	FGA	PCT	FT	FTA	PCT	OFF	DEF	TOT								
WADE	79	79	3048	854	1739	.491	88	278	.317	590	771	.765	89	309	398	589	178	1	173	272	106	2386	30.2
BEASLEY	81	19	2009	452	957	.472	33	81	.407	186	241	.772	110	329	439	83	184	0	41	121	37	1123	13.9
O'NEAL (TOT)	68	61	2028	365	770	.474	0	1	.000	175	222	.788	126	307	433	122	211	2	29	144	136	905	13.3
O'NEAL (MIA)	27	27	811	145	305	.475	0	0	.000	60	80	.750	55	90	145	55	81	1	11	52	54	350	13.0
MARION	42	41	1516	215	446	.482	8	40	.200	67	85	.788	107	258	365	77	92	1	57	56	45	505	12.0
HASLEM	75	75	2560	333	643	.518	0	0	.000	128	170	.753	169	449	618	85	204	0	43	82	25	794	10.6
CHALMERS	82	82	2826	278	662	.420	114	311	.367	148	193	.767	37	191	228	403	240	6	160	165	8	818	10.0
COOK	75	4	1833	242	645	.375	153	395	.387	49	56	.875	19	170	189	71	125	1	39	42	10	686	9.1
MOON (TOT)	80	60	2068	222	474	.468	65	183	.355	68	80	.850	58	307	365	95	133	0	86	43	60	577	7.2
MOON (MIA)	26	21	689	72	157	.459	27	73	.370	13	15	.867	10	106	116	25	48	0	21	12	16	184	7.1
QUINN	66	0	962	118	289	.408	56	137	.409	47	58	810	8	67	75	132	79	0	24	33	2	339	5.1
HEAD (TOT)	32	4	497	55	144	.382	20	54	.370	19	24	.792	6	46	52	58	37	0	17	25	2	149	4.7
HEAD (MIA)	10	0	176	16	43	.372	6	16	.375	5	8	.625	3	22	25	23	22	0	11	9	1	43	4.3
JONES	40	1	630	55	149	.369	33	96	.344	26	31	.839	12	50	62	20	58	0	12	12	14	169	4.2
BLOUNT	20	0	207	30	78	.385	11	27	.407	8	13	.615	10	31	41	4	17	0	1	14	7	79	4.0
DIAWARA	63	21	851	76	217	.350	51	163	.313	10	19	.526	26	56	82	27	75	0	13	16	6	213	3.4
WRIGHT	6	0	73	8	20	.400	0	0	.000	2	6	.333	2	18	20	2	8	0	2	6	0	18	3.0
MAGLOIRE	55	12	709	65	131	.496	0	0	.000	29	60	.483	82	140	222	22	121	0	11	32	25	159	2.9
BANKS	16	0	166	15	39	.385	2	14	.143	10	15	.667	0	15	15	22	21	0	10	11	2	42	2.6
LIVINGSTON	4	0	41	3	8	.375	0	0	.000	3	4	.750	0	2	2	4	0	2	3	0	9	2.3	
ANTHONY	65	28	1048	57	118	.483	0	0	.000	30	46	.652	89	108	197	27	139	0	20	41	93	144	2.2
HEAT	82	-	19955	3034	6646	.457	582	1631	.357	1411	1871	.754	828	2411	3239	1671	1696	10	651	1026	451	8061	98.3
OPPONENTS	82	-	19955	2920	6412	.455	591	1519	.389	1609	2086	.771	896	2536	3432	1646	1632	12	528	1246	335	8040	98.0

DUNKS:

Miami-363 (Wade-128; Marion-55; Haslem-33; Beasley-32; Magloire-25; O'Neal-25; Moon-22; Anthony-17; Chalmers-10; Cook-8; Blount-3; Diawara-3; Wright-2)

Opponents-286

CHARGES TAKEN:

Miami-102 (Haslem-29; O'Neal-18; Magloire-13; Chalmers-11; Jones-7; Anthony-5; Quinn-4; Cook-3; Marion-3; Banks-2; Blount-2; Wade-2; Beasley-1; Diawara-1; Moon-1)

Opponents-53

TECHNICAL FOULS:

Miami-78 (Wade-11; Spoelstra-6; Haslem-4; Magloire-4; O'Neal-4; Rothstein-2; Anthony-1; Beasley-1; Head-1; Jones-1; Marion-1; Defensive 3-Seconds-41)

Opponents-47 (Includes 18 for Defensive 3-Seconds)

EJECTIONS:

Miami-4 (Wade-2; Haslem-1; Magloire-1)

Opponents-2

PLAYER	— SINGLE-GAME HIGHS —							— AVERAGE PER GAME —							— CAREER HIGHS (C-SET, T-TIED THIS SEASON) —						
	MIN	REB	AST	ST	TO	BLK	PTS	MIN	REB	AST	STL	TO	BLK	PTS	FG	FGA	FT	FTA	REB	AST	PTS
WADE	52	10	16	7	8	5	55	38.6	5.0	7.5	2.19	3.4	1.34	30.2	19C	39C	23	24T	11	16C	55C
BEASLEY	48	16	4	3	5	3	28	24.8	5.4	1.0	0.51	1.5	0.46	13.9	12C	20C	10C	10C	16C	4C	28C
O'NEAL (TOT)	48	18	6	3	6	9	36	29.8	6.4	1.8	0.43	2.1	2.00	13.3	18	30	19	25	21	7	55
O'NEAL (MIA)	48	11	6	2	5	5	28	30.0	5.4	2.0	0.41	1.9	2.00	13.0							
MARION	44	16	6	6	5	4	25	36.1	8.7	1.8	1.36	1.3	1.07	12.0	16	30	11	13	24	8	44
HASLEM	53	15	5	3	5	3	23	34.1	8.2	1.1	0.57	1.1	0.33	10.6	11	21	12	12	18	7	28
CHALMERS	53	7	13	9	7	1	23	32.0	2.8	4.9	1.95	2.0	0.10	10.0	8C	16C	8C	9C	7C	13C	23C
COOK	39	7	5	3	3	1	27	24.4	2.5	0.9	0.52	0.6	0.13	9.1	9T	21	9	9	9	5T	27C
MOON (TOT)	43	12	6	5	3	3	17	25.9	4.6	1.2	1.08	0.5	0.75	7.2	8	15	5C	6	15	6C	17T
MOON (MIA)	40	12	6	4	3	3	17	26.5	4.5	1.0	0.81	0.5	0.62	7.1							
QUINN	33	4	7	2	4	1	26	14.6	1.1	2.0	0.36	0.5	0.03	5.1	9C	17	7	8	7	9	26C
HEAD (TOT)	41	5	5	4	3	1	21	15.5	1.6	1.8	0.53	0.8	0.06	4.7	10	20	7	10	10	11	30
HEAD (MIA)	21	5	5	4	3	1	7	17.6	2.5	2.3	1.10	0.9	0.10	4.3							
JONES	37	6	2	2	1	2	13	15.8	1.6	0.5	0.30	0.3	0.35	4.2	10	16	9	11	12	5	27
BLOUNT	24	8	2	1	3	2	17	10.4	2.1	0.2	0.05	0.7	0.35	4.0	13	22	9	11	21	8	29
DIAWARA	35	6	3	2	2	1	19	13.5	1.3	0.4	0.21	0.3	0.10	3.4	8	16	4T	4T	6T	4	23
WRIGHT	30	10	2	1	3	0	7	12.2	3.3	0.3	0.33	1.0	0.00	3.0	8	17	10	12	18	6	21
MAGLOIRE	30	12	2	1	4	2	14	12.9	4.0	0.4	0.20	0.6	0.45	2.9	9	21	15	20	22	4	27
BANKS	27	4	5	4	2	2	11	10.4	0.9	1.4	0.63	0.7	0.13	2.6	12	19	12	14	7	10	28
LIVINGSTON	18	1	3	1	2	0	3	10.3	0.5	1.0	0.50	0.8	0.00	2.3	10	17	8	9	9	14	21
ANTHONY	39	13	2	3	3	5	12	16.1	3.0	0.4	0.31	0.6	1.43	2.2	5T	7	7	8	13C	2C	12C
HEAT	315	52	32	18	21	12	140	243.4	39.5	20.4	7.94	12.5	5.50	98.3	56	113	47	61	69	39	141
OPPONENTS	315	55	34	13	26	11	129	243.4	41.9	20.1	6.44	15.2	4.09	98.0	59	115	47C	57	69	42	148

2007-08 SEASON

RECORD: 15-67 (5th in Southeast Division)
HOME: 9-32 **ROAD:** 6-35 **OVERTIME:** 0-6



Front Row (L-R): Blake Ahearn, Marcus Banks, Dwyane Wade, Assistant Coach Ron Rothstein, Assistant Coach Bob McAdoo, President and Head Coach Pat Riley, Assistant Coach/Director of Scouting Erik Spoelstra, Assistant Coach Keith Askins, Jason Williams, Chris Quinn, Daequan Cook.

Back Row (L-R): Assistant Athletic Trainer Jay Sabol, Athletic Trainer/Travel Coordinator Ron Culp, Stephane Lasme, Alexander Johnson, Joel Anthony, Earl Barron, Mark Blount, Alonzo Mourning, Udonis Haslem, Dorell Wright, Shawn Marion, Ricky Davis, Assistant Coach/Strength & Conditioning Bill Foran, Neuromuscular Therapist Vinny Aquilino.

President and Head Coach: Pat Riley

Assistant Coaches: Bob McAdoo, Keith Askins, Erik Spoelstra, Ron Rothstein, Bill Foran

Team Captain: Udonis Haslem

CONFERENCE RECORDS

	Overall	Home	Road	Overtime
Eastern:	8-44	5-21	3-23	0-5
Western:	7-23	4-11	3-12	0-1

DIVISION RECORDS

	Overall	Home	Road	Overtime
Atlantic:	2-16	0-9	2-7	0-3
Central:	4-14	3-6	1-8	0-0
Southeast:	2-14	2-6	0-8	0-2
Southwest:	1-9	1-4	0-5	0-0
Northwest:	3-7	2-3	1-4	0-1
Pacific:	3-7	1-4	2-3	0-0

RECORDS BY MONTH

	Overall	Home	Road	Overtime
November:	4-11	2-6	2-5	0-0
December:	4-12	2-4	2-8	0-3
January:	1-13	1-7	0-6	0-0
February:	2-10	1-5	1-5	0-2
March:	2-15	1-7	1-8	0-1
April:	2-6	2-3	0-3	0-0

Playoff Results: None

NBA Honors: Alonzo Mourning, Community Assist Award (July 2008); Dwyane Wade, All-Star Game, Community Assist Award (August 2007)

Home Attendance: 798,004 (19,464 average/19,600 capacity); 27 sellouts

2007-08 GAME BY GAME

DATE	OPPONENTS	SCORE	W/L	REC	STRK	ATTEND	HEAT HIGH SCORER	OPP. HIGH SCORER
1. 11/1	DETROIT	91-80	L	0-1	-1	19,600	Davis.....	23 Prince.....
2. 11/2	@ Indiana	87-85	L	0-2	-2	12,887	Cook.....	17 Granger.....
3. 11/4	CHARLOTTE	90-88	L	0-3	-3	19,600	Haslem.....	18 Richardson.....
4. 11/7	@ San Antonio	88-78	L	0-4	-4	17,503	O'Neal.....	17 Ginobili.....
5. 11/9	PHOENIX	106-101	L	0-5	-5	19,600	O'Neal.....	25 Nash.....
6. 11/11	@ New York	75-72	W	1-5	+1	19,763	Williams.....	17 Curry.....
7. 11/13	@ Charlotte	91-76	L	1-6	-1	12,169	O'Neal.....	17 Wallace.....
8. 11/14	SEATTLE	104-95	L	1-7	-2	19,600	Davis.....	19 Wilcox.....
9. 11/16	@ Boston	92-91	L	1-8	-3	18,624	Wade.....	23 Garnett.....
10. 11/17	@ New Jersey	91-87	W	2-8	+1	16,797	Wade.....	23 S. Williams.....
11. 11/21	ATLANTA	82-79	L	2-9	-1	19,600	O'Neal.....	18 J. Johnson.....
12. 11/23	HOUSTON	98-91	W	3-9	+1	19,600	Wade.....	31 Scola/Yao.....
13. 11/24	@ Orlando	120-99	L	3-10	-1	17,519	Wade.....	32 Turkoglu.....
14. 11/27	CHARLOTTE	110-90	W	4-10	+1	19,600	Davis.....	23 Wallace.....
15. 11/30	BOSTON	95-85	L	4-11	-1	20,022	Williams.....	22 Pierce.....
16. 12/2	@ Denver	115-89	L	4-12	-2	16,386	Wade.....	13 Anthony.....
17. 12/3	@ Utah	110-101	L	4-13	-3	19,911	Wade.....	26 Okur.....
18. 12/6	@ Portland	112-106	L	4-14	-4	19,980	Wade.....	21 Roy.....
19. 12/7	@ Golden State	120-113	L	4-15	-5	19,596	Wade.....	33 Jackson.....
20. 12/9	@ L.A. Clippers	100-94	W	5-15	+1	16,335	Wade.....	33 Maggette.....
21. 12/10	@ Phoenix	117-113	W	6-15	+2	18,422	Wade.....	31 Four players.....
22. 12/13	WASHINGTON	104-91	L	6-16	-1	19,600	Quinn.....	22 Stevenson.....
23. 12/15	INDIANA	106-103	L	6-17	-2	19,600	Haslem/Wade.....	24 Tinsley.....
24. 12/17	MINNESOTA	91-87	W	7-17	+1	19,600	Wade.....	30 Jefferson.....
25. 12/19	@ Atlanta	*114-111	L	7-18	-1	17,069	Wade.....	36 M. Williams.....
26. 12/20	NEW JERSEY	*107-103	L	7-19	-2	19,600	Wade.....	41 Carter.....
27. 12/22	UTAH	104-102	W	8-19	+1	19,600	Wade.....	20 Williams.....
28. 12/25	@ Cleveland	96-82	L	8-20	-1	20,562	Wade.....	22 James.....
29. 12/26	@ Philadelphia	96-85	L	8-21	-2	18,431	Wade.....	27 Iguodala.....
30. 12/28	ORLANDO	*121-114	L	8-22	-3	19,805	Wade.....	48 Howard.....
31. 12/29	@ Washington	96-74	L	8-23	-4	20,173	Davis.....	22 Blatche.....
32. 1/2	MILWAUKEE	103-98	L	8-24	-5	19,600	Wade.....	27 Williams.....
33. 1/4	@ Dallas	94-89	L	8-25	-6	20,357	Blount/Davis.....	17 Nowitzki.....
34. 1/6	@ Memphis	101-94	L	8-26	-7	14,581	Davis.....	24 Gasol.....
35. 1/8	@ Minnesota	101-91	L	8-27	-8	13,111	Wade.....	25 McCants.....
36. 1/9	@ Milwaukee	98-92	L	8-28	-9	15,834	Wade.....	34 Williams.....
37. 1/11	@ New Orleans	114-88	L	8-29	-10	16,133	Blount.....	27 Jackson.....
38. 1/16	CHICAGO	126-96	L	8-30	-11	19,600	O'Neal/Wade.....	24 Gordon.....
39. 1/18	PORTLAND	98-91	L	8-31	-12	19,600	Wade.....	37 Roy.....
40. 1/19	NEW YORK	88-84	L	8-32	-13	19,600	Wade.....	22 Crawford.....
41. 1/21	CLEVELAND	97-90	L	8-33	-14	19,600	Wade.....	42 James.....
42. 1/24	SAN ANTONIO	90-89	L	8-34	-15	19,600	Wade.....	27 Duncan.....
43. 1/26	INDIANA	98-96	W	9-34	+1	19,600	Wade.....	35 Dunleavy.....
44. 1/29	BOSTON	117-87	L	9-35	-1	19,600	Blount.....	20 Powe.....
45. 1/30	@ Orlando	107-91	L	9-36	-2	17,519	Davis.....	21 Turkoglu.....
46. 2/1	NEW JERSEY	94-85	L	9-37	-3	19,600	Wade.....	15 Jefferson.....
47. 2/4	TORONTO	114-82	L	9-38	-4	19,600	Wright.....	17 Bosh.....
48. 2/6	@ Detroit	100-95	L	9-39	-5	22,076	Wade.....	30 Wallace.....
49. 2/7	@ Philadelphia	101-84	L	9-40	-6	14,103	Wade.....	19 Iguodala.....
50. 2/10	L.A. LAKERS	104-94	L	9-41	-7	19,600	Blount.....	22 Bryant.....
51. 2/12	DENVER	*114-113	L	9-42	-8	19,600	Wade.....	29 Smith.....
52. 2/14	@ Chicago	99-92	L	9-43	-9	21,792	Wade.....	30 Hinrich.....
53. 2/21	@ Houston	112-100	L	9-44	-10	15,994	Wade.....	33 McGrady.....
54. 2/23	PHILADELPHIA	*101-96	L	9-45	-11	19,600	Wade.....	33 Iguodala/Miller.....
55. 2/26	SACRAMENTO	107-86	W	10-45	+1	19,243	Marion.....	24 Hawes.....
56. 2/28	@ L.A. Lakers	106-88	L	10-46	-1	18,997	Wade.....	18 Farnar.....
57. 2/29	@ Seattle	103-93	W	11-46	+1	12,542	Wade.....	31 Wilcox.....
58. 3/2	@ Sacramento	120-109	L	11-47	-1	15,028	Wade.....	26 Artest.....
59. 3/5	TORONTO	108-83	L	11-48	-2	19,143	Banks.....	21 Nesterovic.....
60. 3/7	GOLDEN STATE	134-99	L	11-49	-3	19,161	Banks/Quinn.....	20 Jackson.....
61. 3/8	@ Atlanta	97-94	L	11-50	-4	17,022	Davis.....	27 J. Johnson.....
62. 3/10	L.A. CLIPPERS	99-98	L	11-51	-5	19,014	Davis.....	27 Mobley.....
63. 3/12	NEW YORK	91-88	L	11-52	-6	19,103	Davis.....	27 Crawford.....
64. 3/14	ORLANDO	103-94	L	11-53	-7	19,312	Williams.....	34 Nelson.....
65. 3/16	DALLAS	98-73	L	11-54	-8	19,304	Barron.....	21 Nowitzki.....
66. 3/18	@ Milwaukee	112-106	W	12-54	+1	13,379	Williams.....	21 Redd.....
67. 3/19	@ Toronto	96-54	L	12-55	-1	19,800	Quinn.....	14 Bargnani/Parker.....
68. 3/21	WASHINGTON	103-86	L	12-56	-2	19,345	Jones.....	15 Butler.....
69. 3/22	@ Charlotte	94-82	L	12-57	-3	17,522	Williams.....	19 Wallace.....
70. 3/24	MILWAUKEE	78-73	W	13-57	+1	19,024	Quinn.....	24 Redd.....
71. 3/26	@ New York	*103-96	L	13-58	-1	19,209	Davis.....	28 Crawford.....
72. 3/27	@ Detroit	85-69	L	13-59	-2	22,076	Ahearn.....	15 Afflalo/Maxiell.....
73. 3/30	@ Boston	88-62	L	13-60	-3	18,624	Davis/Quinn.....	14 Powe.....
74. 3/31	@ Indiana	105-85	L	13-61	-4	11,529	Cook.....	16 Granger.....
75. 4/2	NEW ORLEANS	106-77	L	13-62	-5	19,122	Quinn.....	18 West.....
76. 4/4	@ Washington	109-95	L	13-63	-6	18,875	Davis.....	33 Butler.....
77. 4/6	DETROIT	91-75	L	13-64	-7	19,141	Barron.....	20 Stuckey.....
78. 4/8	CHICAGO	95-88	W	14-64	+1	19,175	Powell.....	18 Deng.....
79. 4/11	MEMPHIS	96-91	L	14-65	-1	19,017	Barron.....	22 Lowry/Warrick.....
80. 4/13	@ Cleveland	84-76	L	14-66	-2	20,562	Davis.....	17 West.....
81. 4/14	@ Toronto	91-75	L	14-67	-3	18,855	Cook.....	22 Nesterovic.....
82. 4/16	ATLANTA	113-99	W	15-67	+1	19,073	Williams.....	17 Smith.....

(*Overtime)

FINAL 2007-08 STATISTICS (15-67)

PLAYER	G	GS	MIN	-FIELD GOALS-			-3-POINT FG-			-FREE THROWS-			-REBOUNDS-			PF	DQ	STL	TO	BLK	PTS	AVG	
				FG	FGA	PCT	FG	FGA	PCT	FT	FTA	PCT	OFF	DEF	TOT								
WADE	51	49	1954	439	937	.469	22	77	.286	354	467	.758	45	169	214	354	137	0	87	224	37	1254	24.6
MARION (TOT)	63	62	2315	400	787	.508	66	198	.333	106	150	.707	136	507	643	138	150	0	125	86	85	972	15.4
MARION (MIA)	16	15	602	96	209	.459	8	31	.258	29	42	.690	50	129	179	40	33	0	30	37	15	229	14.3
O'NEAL	33	33	945	191	329	.581	0	0	.000	88	178	.494	99	159	258	45	134	6	19	98	54	470	14.2
DAVIS	82	47	2963	420	971	.433	135	333	.405	155	197	.787	55	298	353	276	187	1	87	191	14	1130	13.8
HASLEM	49	48	1805	237	507	.467	0	0	.000	115	142	.810	107	336	443	68	145	2	39	67	18	589	12.0
COOK	59	19	1441	196	514	.381	79	238	.332	47	57	.825	20	157	177	75	157	4	23	63	9	518	8.8
WILLIAMS	67	53	1886	211	550	.384	97	275	.353	69	80	.863	12	118	130	307	93	0	83	91	5	588	8.8
BLOUNT	69	46	1542	238	515	.462	17	44	.386	88	138	.638	69	194	263	41	133	1	33	70	34	581	8.4
JONES	6	0	143	17	32	.531	6	15	.400	8	13	.615	8	16	24	5	18	0	2	7	0	48	8.0
WRIGHT	44	34	1104	143	293	.488	4	11	.364	57	69	.826	48	172	220	60	79	0	29	29	41	347	7.9
QUINN	60	25	1340	158	373	.424	64	159	.403	85	98	.867	11	107	118	178	90	0	46	55	4	465	7.8
POWELL	11	4	304	35	95	.368	8	33	.242	6	9	.667	8	36	44	18	18	0	9	5	2	84	7.6
BARRON	46	15	889	132	327	.404	1	13	.077	61	87	.701	67	131	198	29	114	0	19	48	8	326	7.1
BANKS (TOT)	36	3	569	86	191	.450	40	102	.392	27	35	.771	4	41	45	61	65	0	14	37	13	239	6.6
BANKS (MIA)	12	2	259	42	82	.512	15	37	.405	15	19	.789	1	24	25	36	27	0	6	21	5	114	9.5
MOURNING	25	0	389	52	95	.547	0	0	.000	45	76	.592	34	59	93	7	56	0	4	25	42	149	6.0
AHEARN	12	0	177	15	57	.263	10	34	.294	30	31	.968	1	18	19	19	20	0	6	16	0	70	5.8
JACKSON	14	1	228	26	80	.325	11	30	.367	16	23	.696	7	26	33	17	22	1	8	9	0	79	5.6
LASME (TOT)	16	4	303	32	71	.451	0	0	.000	19	32	.594	26	27	53	3	35	0	13	15	22	83	5.2
LASME (MIA)	15	4	303	32	71	.451	0	0	.000	19	32	.594	26	27	53	3	35	0	13	15	22	83	5.5
PARKER	9	0	183	17	54	.315	6	24	.250	3	4	.750	2	17	19	15	13	0	5	8	3	43	4.8
JOHNSON	43	6	549	61	125	.488	0	0	.000	57	83	.687	32	62	94	13	80	2	13	42	10	179	4.2
HARDAWAY	16	8	325	22	60	.367	8	19	.421	8	9	.889	3	32	35	35	24	0	19	13	1	60	3.8
ANTHONY	24	1	498	28	60	.467	0	0	.000	29	49	.592	38	55	93	3	55	1	9	17	31	85	3.5
HEAT	82	-	19830	2808	6336	.443	491	1373	.358	1384	1903	.727	743	2342	3085	1644	1670	18	589	1202	355	7491	91.4
OPPONENTS	82	-	19830	3029	6477	.468	552	1497	.369	1590	2105	.755	916	2617	3533	1817	1650	10	631	1166	341	8200	100.0

DUNKS:

Miami-284 (O'Neal-51; Wade-40; Blount-37; Marion-26; Wright-22; Mourning-20; Davis-19; Haslem-15; Johnson-13; Cook-12; Lasme-10; Barron-7; Anthony-6; Powell-3; Banks-1; Jackson-1; Jones-1)

Opponents-378

CHARGES TAKEN:

Miami-94 (Haslem-28; Blount-16; Barron-10; Davis-10; Quinn-5; Johnson-4; Williams-4; Anthony-3; Wade-3; Hardaway-2; Jones-2; Wright-2; Ahearn-1; Banks-1; Cook-1; Lasme-1; O'Neal-1)

Opponents-45

TECHNICAL FOULS:

Miami-67 (Wade-4; Haslem-3; Mourning-3; O'Neal-3; Riley-3; Williams-3; Askins-1; Barron-1; Defensive 3-Seconds-46)

Opponents-30 (Includes 16 for Defensive 3-Seconds and 1 for Delay of Game)

EJECTIONS:

Miami-0

Opponents-1

PLAYER	— SINGLE-GAME HIGHS —							— AVERAGE PER GAME —							— CAREER HIGHS (C=SET, T=TIED THIS SEASON) —						
	MIN	REB	AST	ST	TO	BLK	PTS	MIN	REB	AST	STL	TO	BLK	PTS	FG	FGA	FT	FTA	REB	AST	PTS
WADE	52	10	12	5	9	3	48	38.3	4.2	6.9	1.71	4.4	0.73	24.6	18	36	23	24	11	15	48T
MARION (TOT)	48	24	5	6	5	6	27	36.7	10.2	2.2	1.98	1.4	1.35	15.4	16	30	11	13	24T	8	44
MARION (MIA)	48	18	5	5	5	3	24	37.6	11.2	2.5	1.88	2.3	0.94	14.3							
O'NEAL	37	14	5	3	6	7	26	28.6	7.8	1.4	0.58	3.0	1.64	14.2	24	40	19	31	28	10	61
DAVIS	51	14	10	4	7	2	33	36.1	4.3	3.4	1.06	2.3	0.17	13.8	17	34	15	20	14C	12	45
HASLEM	49	16	3	4	4	1	24	36.8	9.0	1.4	0.80	1.4	0.37	12.0	11	21	12	12	18	7	28
COOK	44	9	5	3	6	2	23	24.4	3.0	1.3	0.39	1.1	0.15	8.8	9C	21C	9C	9C	9C	5C	23C
WILLIAMS	46	7	10	6	5	1	34	28.1	1.9	4.6	1.24	1.4	0.07	8.8	16	28	10	11	9	19	38
BLOUNT	45	13	4	3	4	3	27	22.3	3.8	0.6	0.48	1.0	0.49	8.4	13T	22	9	11	21	8	29
JONES	35	8	2	1	3	0	15	23.8	4.0	0.8	0.33	1.2	0.00	8.0	8	13	5	6	13	7	20
WRIGHT	46	18	4	3	4	4	19	25.1	5.0	1.4	0.66	0.7	0.93	7.9	8C	17C	10	12	18C	6	21
QUINN	48	7	9	6	5	1	24	22.3	2.0	3.0	0.77	0.9	0.07	7.8	8C	17C	7C	8C	7C	9T	24C
POWELL	40	10	3	4	2	1	18	27.6	4.0	1.6	0.82	0.5	0.18	7.6	8C	16C	2C	3C	10C	3C	18C
BARRON	34	8	4	3	5	1	22	19.3	4.3	0.6	0.41	1.0	0.17	7.1	9C	17C	8C	9C	8C	4C	22C
BANKS (TOT)	41	5	6	2	4	2	23	15.8	1.3	1.7	0.39	1.0	0.36	6.6	12	19	12	14	7	10	28
BANKS (MIA)	41	5	4	2	4	2	21	21.6	2.1	3.0	0.50	1.8	0.42	9.5							
MOURNING	24	10	2	1	4	4	13	15.6	3.7	0.3	0.16	1.0	1.68	6.0	19	34	17	24	22	7	50
AHEARN	32	4	5	2	3	0	15	14.8	1.6	1.6	0.50	1.3	0.00	5.8	3C	12C	8C	9C	4C	5C	15C
JACKSON	34	6	3	1	2	0	14	16.3	2.4	1.2	0.57	0.6	0.00	5.6	12	16	8	10	6C	5	30
LASME (TOT)	29	9	1	2	4	3	12	18.9	3.3	0.2	0.81	0.9	1.38	5.2	6C	8C	5C	6C	9C	1C	12C
LASME (MIA)	29	9	1	2	4	3	12	20.2	3.5	0.2	0.87	1.0	1.47	5.5							
PARKER	28	3	3	2	2	2	8	20.3	2.1	1.7	0.56	0.9	0.33	4.8	10	19	9	11	12	10	26
JOHNSON	31	10	3	2	4	2	14	12.8	2.2	0.3	0.30	1.0	0.23	4.2	7	13C	9	10	10T	3T	23
HARDAWAY	38	5	6	4	3	1	16	20.3	2.2	2.2	1.19	0.8	0.06	3.8	17	27	17	20	13	19	42
ANTHONY	39	12	1	3	3	6	11	20.8	3.9	0.1	0.38	0.7	1.29	3.5	5C	7C	7C	8C	12C	1C	11C
HEAT	265	57	33	15	24	11	117	241.8	37.6	20.0	7.18	14.7	4.33	91.4	56	113	47	61	69	39	141
OPPONENTS	265	69	38	15	27	13	134	241.8	43.1	22.2	7.70	14.2	4.16	100.0	59	115	44	57	69C	42	148

2006-07 SEASON

RECORD: 44-38 (Southeast Division Champions)
HOME: 27-14 **ROAD:** 17-24 **OVERTIME:** 3-4



Front Row (L-R): Chris Quinn, Gary Payton, Dwyane Wade, Assistant Coach Ron Rothstein, Assistant Coach Bob McAdoo, President and Head Coach Pat Riley, Assistant Coach Keith Askins, Assistant Coach/Director of Scouting Erik Spoelstra, Jason Williams, Eddie Jones, Dorell Wright.

Back Row (L-R): Assistant Athletic Trainer Jay Sabol, Athletic Trainer/Travel Coordinator Ron Culp, James Posey, Wayne Simien, Earl Barron, Michael Doleac, Shaquille O'Neal, Antoine Walker, Alonzo Mourning, Jason Kapono, Udonis Haslem, Assistant Coach/Strength & Conditioning Bill Foran, Neuromuscular Therapist Vinny Aquilino.

President and Head Coach: Pat Riley

Assistant Coaches: Bob McAdoo, Keith Askins, Erik Spoelstra, Ron Rothstein, Bill Foran

Team Captains: None

CONFERENCE RECORDS

	Overall	Home	Road	Overtime
Eastern:	27-25	17-9	10-16	2-3
Western:	17-13	10-5	7-8	1-1

DIVISION RECORDS

	Overall	Home	Road	Overtime
Atlantic:	9-9	5-4	4-5	0-1
Central:	9-9	7-2	2-7	1-1
Southeast:	9-7	5-3	4-4	1-1
Southwest:	4-6	3-2	1-4	0-0
Northwest:	8-2	4-1	4-1	0-0
Pacific:	5-5	3-2	2-3	1-1

RECORDS BY MONTH

	Overall	Home	Road	Overtime
October:	0-1	0-1	0-0	0-0
November:	6-8	3-5	3-3	1-0
December:	7-8	5-2	2-6	1-0
January:	7-8	3-2	4-6	0-3
February:	8-4	5-0	3-4	0-0
March:	11-4	8-2	3-2	0-0
April:	5-5	3-2	2-3	1-1

Playoff Results: Lost to Chicago in the First Round (4-0)

NBA Honors: Jason Kapono, Foot Locker Three-Point Shootout Champion (All-Star Weekend); Shaquille O'Neal, All-Star Game; Pat Riley, Eastern Conference Coach of the Month (March); Dwyane Wade, All-NBA Third Team, All-Star Game, Playstation Skills Challenge Champion (All-Star Weekend), Eastern Conference Player of the Week (weeks ending: Jan. 14, 2007; Feb. 4, 2007; Feb. 11, 2007)

Home Attendance: 808,541 (19,721 average/19,600 capacity); 41 sellouts

2006-07 GAME BY GAME

	DATE	OPPONENTS	SCORE	W/L	REC	STRK	ATTEND	HEAT HIGH SCORER	OPP. HIGH SCORER
1.	10/31	CHICAGO	108-66	L	0-1	-1	20,229	Wade.....25	Hinrich.....26
2.	11/3	NEW JERSEY	91-85	W	1-1	+1	19,600	O'Neal.....21	Carter.....27
3.	11/5	@ Philadelphia	107-98	L	1-2	-1	16,644	Walker.....23	Iverson.....31
4.	11/7	SEATTLE	90-87	W	2-2	+1	19,600	Wade.....31	Lewis.....23
5.	11/10	@ New Jersey	113-106	W	3-2	+2	20,032	Wade.....34	Carter.....33
6.	11/12	HOUSTON	94-72	L	3-3	-1	19,600	Wade.....24	Yao.....34
7.	11/14	DENVER	112-105	L	3-4	-2	19,600	Wade.....37	Anthony.....33
8.	11/17	NEW YORK	100-76	L	3-5	-3	19,600	Wade.....20	Crawford.....19
9.	11/18	@ Atlanta	*93-88	W	4-5	+1	19,744	Wade.....37	Johnson.....22
10.	11/21	@ N.O./Okla. City	101-86	L	4-6	-1	19,329	Wade.....29	Stojakovic.....23
11.	11/22	@ San Antonio	106-86	L	4-7	-2	18,797	Wade.....18	Duncan.....19
12.	11/24	ORLANDO	107-104	L	4-8	-3	19,600	Wade.....33	Hill.....24
13.	11/25	@ Charlotte	102-93	W	5-8	+1	19,403	Wade.....35	Morrison.....27
14.	11/27	PHILADELPHIA	103-91	W	6-8	+2	19,600	Wade.....33	Iverson.....45
15.	11/30	DETROIT	87-85	L	6-9	-1	19,600	Wade.....21	Hamilton.....24
16.	12/2	@ Memphis	98-97	W	7-9	+1	18,119	Wade.....23	Miller.....22
17.	12/5	@ L.A. Clippers	101-97	L	7-10	-1	19,060	Wade.....33	Brand.....33
18.	12/7	@ Sacramento	*93-91	W	8-10	+1	17,317	Wade.....32	Bibby.....20
19.	12/8	@ Denver	123-107	L	8-11	-1	19,155	Haslem/Wade.....21	J.R. Smith.....37
20.	12/11	TORONTO	99-77	W	9-11	+1	19,600	Wade.....37	Parker.....18
21.	12/13	PHOENIX	99-89	L	9-12	-1	19,600	Mourning.....19	Marion.....23
22.	12/15	@ Washington	106-95	L	9-13	-2	20,173	Posey.....26	Butler.....30
23.	12/16	MEMPHIS	98-90	W	10-13	+1	19,600	Wade.....41	Miller/Warrick.....20
24.	12/18	N.O./OKLA. CITY	101-99	W	11-13	+2	19,600	Wade.....29	Paul.....26
25.	12/20	@ Milwaukee	121-95	L	11-14	-1	17,136	Wade.....27	Redd.....28
26.	12/23	GOLDEN STATE	105-92	W	12-14	+1	19,600	Kapono.....27	Barnes.....20
27.	12/25	L.A. LAKERS	101-85	W	13-14	+2	20,283	Wade.....40	Bryant.....16
28.	12/27	@ Chicago	109-103	L	13-15	-1	22,946	Williams.....28	Gordon.....40
29.	12/29	NEW JERSEY	91-81	L	13-16	-2	20,165	Wright.....21	Carter.....23
30.	12/30	@ Orlando	97-68	L	13-17	-3	17,451	Kapono.....15	Howard.....18
31.	1/3	L.A. CLIPPERS	110-95	L	13-18	-4	19,600	Kapono.....19	Brand.....28
32.	1/5	@ Phoenix	108-80	L	13-19	-5	18,422	Mourning.....15	Nash.....22
33.	1/7	@ Portland	93-90	W	14-19	+1	19,980	Wade.....33	Roy.....18
34.	1/10	@ Seattle	107-103	W	15-19	+2	15,676	Wade.....29	Allen.....29
35.	1/12	@ Golden State	118-96	W	16-19	+3	18,845	Wade.....22	Davis.....21
36.	1/13	@ Utah	119-110	W	17-19	+4	19,911	Wade.....32	Boozier.....29
37.	1/15	@ L.A. Lakers	*124-118	L	17-20	-1	18,997	Wade.....35	Bryant/Cook.....25
38.	1/18	INDIANA	104-101	W	18-20	+1	19,600	Wade.....33	Granger.....26
39.	1/19	@ Philadelphia	*98-95	L	18-21	-1	17,569	Wade.....28	Green/Iguodala/Miller.....18
40.	1/21	DALLAS	99-93	L	18-22	-2	20,195	Wade.....31	Howard.....25
41.	1/22	NEW YORK	101-83	W	19-22	+1	19,600	Kapono.....22	Curry.....26
42.	1/24	@ Indiana	*96-94	L	19-23	-1	14,169	Wade.....32	Murphy.....17
43.	1/26	@ New York	116-96	L	19-24	-2	19,763	Wade.....37	Crawford.....52
44.	1/27	@ Chicago	100-97	L	19-25	-3	22,951	Wade.....24	Gordon.....34
45.	1/30	MILWAUKEE	110-80	W	20-25	+1	19,600	Wade.....28	Villanueva.....17
46.	2/1	CLEVELAND	92-89	W	21-25	+2	20,125	Wade.....41	Gibson.....19
47.	2/3	@ Milwaukee	117-98	W	22-25	+3	17,836	Wade.....32	Williams.....38
48.	2/5	CHARLOTTE	113-93	W	23-25	+4	19,600	Wade.....27	Felton.....20
49.	2/7	@ Boston	91-79	W	24-25	+5	17,088	Wade.....30	Gomes.....15
50.	2/9	@ Cleveland	103-79	L	24-26	-1	20,562	Wade.....27	James.....29
51.	2/11	SAN ANTONIO	100-85	W	25-26	+1	20,210	Wade.....26	Ginobili.....26
52.	2/13	PORTLAND	104-85	W	26-26	+2	19,600	Wade.....35	Randolph.....17
53.	2/21	@ Houston	112-102	L	26-27	-1	18,324	Wade.....27	McGrady.....32
54.	2/22	@ Dallas	112-100	L	26-28	-2	20,448	O'Neal/Posey.....17	Nowitzki.....31
55.	2/25	CLEVELAND	86-81	W	27-28	+1	20,255	O'Neal.....19	James.....29
56.	2/26	@ New York	99-93	L	27-29	-1	19,763	Kapono.....24	Curry.....28
57.	2/28	@ Washington	92-83	W	28-29	+1	20,173	O'Neal/Williams.....23	Stevenson.....19
58.	3/2	DETROIT	85-82	W	29-29	+2	20,279	O'Neal.....31	Prince.....22
59.	3/5	ATLANTA	88-81	W	30-29	+3	19,600	Jones.....21	A. Johnson/Smith.....16
60.	3/7	CHICAGO	103-70	W	31-29	+4	19,600	O'Neal.....24	Gordon.....14
61.	3/9	MINNESOTA	105-91	W	32-29	+5	19,600	O'Neal.....32	Garnett.....23
62.	3/11	WASHINGTON	106-104	W	33-29	+6	19,600	Jones.....18	Arenas.....33
63.	3/13	UTAH	88-86	W	34-29	+7	19,600	Williams.....15	Boozier.....20
64.	3/15	@ New Jersey	93-86	W	35-29	+8	18,227	Haslem.....21	Jefferson.....20
65.	3/16	SACRAMENTO	103-97	W	36-29	+9	19,600	O'Neal.....23	Artest.....32
66.	3/18	ORLANDO	97-83	L	36-30	-1	19,600	O'Neal.....20	Turkoglu.....20
67.	3/21	@ Atlanta	91-83	W	37-30	+1	19,089	Williams.....21	Smith.....27
68.	3/23	@ Indiana	95-70	L	37-31	-1	17,975	O'Neal.....13	Granger.....22
69.	3/24	PHILADELPHIA	93-85	L	37-32	-2	19,600	Williams.....21	Iguodala.....19
70.	3/26	ATLANTA	106-89	W	38-32	+1	19,600	O'Neal.....22	Stoudamire.....22
71.	3/28	@ Toronto	96-83	L	38-33	-1	19,800	O'Neal.....17	Parker.....20
72.	3/30	@ Minnesota	92-77	W	39-33	+1	20,056	Haslem.....19	Garnett.....22
73.	4/1	@ Detroit	94-88	L	39-34	-1	22,076	O'Neal.....23	Hamilton.....19
74.	4/3	TORONTO	92-89	W	40-34	+1	19,600	Haslem/O'Neal.....16	Bosh.....24
75.	4/5	@ Cleveland	*94-90	W	41-34	+2	20,562	O'Neal/Walker.....20	James.....35
76.	4/6	@ Boston	88-85	W	42-34	+3	18,624	O'Neal.....22	Gomes.....24
77.	4/8	CHARLOTTE	*111-103	L	42-35	-1	19,600	Mourning.....20	Wallace.....30
78.	4/10	@ Charlotte	92-82	L	42-36	-2	17,105	Walker.....17	Wallace.....24
79.	4/11	WASHINGTON	85-82	W	43-36	+1	19,600	Walker.....19	Haywood.....14
80.	4/13	INDIANA	100-96	W	44-36	+2	19,600	Wade.....23	Granger.....24
81.	4/16	BOSTON	91-89	L	44-37	-1	19,600	Kapono/Williams.....16	West.....28
82.	4/18	@ Orlando	94-68	L	44-38	-2	17,451	Wright.....17	Hill.....17

(*Overtime)

FINAL 2006-07 STATISTICS (44-38)

Southeast Division Champions

PLAYER	G	GS	MIN	-FIELD GOALS-			-3-POINT FG-			-FREE THROWS-			-REBOUNDS-			AST	PF	DQ	STL	TO	BLK	PTS	AVG
				FG	FGA	PCT	FG	FGA	PCT	FT	FTA	PCT	OFF	DEF	TOT								
WADE	51	50	1931	472	962	.491	21	79	.266	432	535	.807	51	188	239	384	117	0	107	216	62	1397	27.4
O'NEAL	40	39	1135	283	479	.591	0	0	.000	124	294	.422	97	200	297	79	139	2	8	95	55	690	17.3
KAPONO	67	35	1767	278	563	.494	108	210	.514	66	74	.892	26	154	180	81	135	1	38	70	2	730	10.9
WILLIAMS	61	55	1865	235	569	.413	100	295	.339	94	103	.913	18	123	141	322	68	0	58	100	1	664	10.9
HASLEM	79	79	2483	353	717	.492	0	4	.000	138	203	.680	188	466	654	97	236	1	49	110	26	844	10.7
MOURNING	77	43	1572	238	425	.560	0	0	.000	185	308	.601	126	224	350	18	219	3	13	129	178	661	8.6
WALKER	78	15	1818	265	668	.397	84	305	.275	46	105	.438	92	247	339	130	173	3	48	141	17	660	8.5
POSEY	71	19	1919	186	432	.431	97	259	.375	81	98	.827	66	291	357	94	193	1	71	55	23	550	7.7
JONES (TOT)	64	41	1594	178	422	.422	78	222	.351	59	75	.787	31	159	190	109	124	1	68	47	10	493	7.7
JONES (MIA)	35	27	1033	121	271	.446	56	148	.378	34	41	.829	17	112	129	76	70	0	46	24	8	332	9.5
WRIGHT	66	19	1292	162	364	.445	5	34	.147	64	86	.744	40	232	272	95	112	0	41	65	46	393	6.0
PAYTON	68	28	1503	144	366	.393	32	123	.260	38	57	.667	18	114	132	201	117	0	43	66	3	358	5.3
HITE	12	0	136	19	60	.317	5	23	.217	8	12	.667	4	12	16	8	8	0	3	6	2	51	4.3
DOLEAC	56	0	698	82	175	.469	0	1	.000	36	41	.878	44	111	155	22	96	0	18	30	15	200	3.6
QUINN	42	1	408	48	131	.366	20	57	.351	25	37	.676	6	24	30	65	32	1	15	21	0	141	3.4
SIMIEN	8	0	93	9	23	.391	0	0	.000	5	7	.714	5	6	11	4	13	0	2	3	0	23	2.9
BARRON	28	0	93	24	83	.289	0	1	.000	17	18	.944	19	22	41	5	21	0	6	11	4	65	2.3
HEAT	82	-	19855	2919	6288	.464	528	1539	.343	1393	2019	.690	817	2526	3343	1681	1749	12	566	1201	442	7759	94.6
OPPONENTS	82	-	19855	2895	6517	.444	531	1495	.355	1513	2039	.742	921	2467	3388	1656	1790	14	562	1185	314	7834	95.5

DUNKS:

Miami-314 (Mourning-85; O'Neal-83; Wade-59; Haslem-33; Wright-25; Posey-18; Walker-6; Barron-2; Doleac-2; Hite-1)

Opponents-265

CHARGES TAKEN:

Miami-152 (Posey-45; Haslem-31; Walker-22; Jones-8; Kapono-8; Doleac-7; Wade-6; Barron-5; Quinn-5; Payton-4; Williams-4; Wright-3; O'Neal-2; Mourning-1; Simien-1)

Opponents-62

TECHNICAL FOULS:

Miami-113 (Mourning-8; Payton-6; Haslem-5; Wade-4; Riley-3; O'Neal-2; Posey-2; Rothstein-2; Williams-2; Askins-1; Walker-1; Defensive 3-Seconds-76; Delay of Game-1)

Opponents-66 (Includes 22 for Defensive 3-Seconds and 1 for Delay of Game)

EJECTIONS:

Miami-5 (Mourning-1; Payton-1; Posey-1; Walker-1; Williams-1)

Opponents-2

PLAYER	— SINGLE-GAME HIGHS —							— AVERAGE PER GAME —							— CAREER HIGHS (C=SET, T=TIED THIS SEASON) —						
	MIN	REB	AST	ST	TO	BLK	PTS	MIN	REB	AST	STL	TO	BLK	PTS	FG	FGA	FT	FTA	REB	AST	PTS
WADE	49	11	15	6	12	4	41	37.9	4.7	7.5	2.10	4.2	1.22	27.4	18	36	23C	24C	11T	15C	48
O'NEAL	42	16	8	1	6	5	32	28.4	7.4	2.0	0.20	2.4	1.38	17.3	24	40	19	31	28	10	61
KAPONO	41	11	8	5	4	1	28	26.4	2.7	1.2	0.57	1.0	0.03	10.9	11C	18T	7	8	11C	8C	28C
WILLIAMS	44	7	14	3	5	1	28	30.6	2.3	5.3	0.95	1.6	0.02	10.9	16	28	10	11	9	19	38
HASLEM	49	17	7	4	4	2	28	31.4	8.3	1.2	0.62	1.4	0.33	10.7	11	21C	12	12	18	7C	28C
MOURNING	37	15	2	2	5	7	20	20.4	4.5	0.2	0.17	1.7	2.31	8.6	19	34	17	24	22	7	50
WALKER	39	12	5	3	6	2	23	23.3	4.3	1.7	0.62	1.8	0.22	8.5	21	36	16	18	21	14	49
POSEY	40	13	6	4	3	2	26	27.0	5.0	1.3	1.00	0.8	0.32	7.7	12	24	15	18	19	10	38
JONES (TOT)	42	11	8	4	3	2	23	24.9	3.0	1.7	1.06	0.7	0.16	7.7	14	27	15	17	13	12	38
JONES (MIA)	42	11	8	4	3	2	23	29.5	3.7	2.2	1.31	0.7	0.23	9.5							
WRIGHT	43	16	6	4	5	6	21	19.6	4.1	1.4	0.62	1.0	0.70	6.0	7T	15C	10	12	16C	6C	21C
PAYTON	43	7	13	2	4	1	17	22.1	1.9	3.0	0.63	1.0	0.04	5.3	19	32	14	20	16	18	44
HITE	25	3	2	1	2	1	16	11.3	1.3	0.7	0.25	0.5	0.17	4.3	6C	14C	3C	4C	3C	2C	16C
DOLEAC	32	11	4	5	2	2	11	12.5	2.8	0.4	0.32	0.5	0.27	3.6	11	21	7	9	13	5	25
QUINN	36	5	9	2	3	0	14	9.7	0.7	1.5	0.36	0.5	0.00	3.4	4C	10C	4C	6C	5C	9C	14C
SIMIEN	26	3	2	1	1	0	10	11.6	1.4	0.5	0.25	0.4	0.00	2.9	4T	8	3T	5C	6	2T	10C
BARRON	26	6	1	2	3	1	15	7.3	1.5	0.2	0.21	0.4	0.14	2.3	6C	12C	3C	3C	6C	1C	15C
HEAT	265	56	36	14	26	14	119	242.1	40.8	20.5	6.90	14.6	5.39	94.6	56	113	47	61	69	39	141
OPPONENTS	265	53	34	20	23	11	124	242.1	41.3	20.2	6.85	14.5	3.83	95.5	59	115	44	57	64	42	148

2005-06 SEASON

RECORD: 52-30 (NBA Champions/Eastern Conference Champions/Southeast Division Champions)
HOME: 31-10 **ROAD:** 21-20 **OVERTIME:** 3-0



Front Row (L-R): Shandon Anderson, Gary Payton, Dwyane Wade, Assistant Coach Ron Rothstein, Assistant Coach Keith Askins, President and Head Coach Pat Riley, Assistant Coach Bob McAdoo, Assistant Coach/Director of Scouting Erik Spoelstra, Jason Williams, Derek Anderson, Dorell Wright.

Back Row (L-R): Assistant Athletic Trainer Jay Sabol, Athletic Trainer/Travel Coordinator Ron Culp, James Posey, Wayne Simien, Earl Barron, Michael Doleac, Shaquille O'Neal, Alonzo Mourning, Antoine Walker, Jason Kapon, Udonis Haslem, Assistant Coach/Strength & Conditioning Bill Foran, Neuromuscular Therapist Vinny Aquilino.

Head Coach: Pat Riley (41-20); Stan Van Gundy (11-10)

Assistant Coaches: Bob McAdoo, Keith Askins, Erik Spoelstra, Ron Rothstein, Bill Foran

Team Captains: None

CONFERENCE RECORDS

	Overall	Home	Road	Overtime
Eastern:	35-17	21-5	14-12	2-0
Western:	17-13	10-5	7-8	1-0

DIVISION RECORDS

	Overall	Home	Road	Overtime
Atlantic:	13-5	8-1	5-4	0-0
Central:	9-9	6-3	3-6	0-0
Southeast:	13-3	7-1	6-2	2-0
Southwest:	5-5	3-2	2-3	1-0
Northwest:	7-3	4-1	3-2	0-0
Pacific:	5-5	3-2	2-3	0-0

RECORDS BY MONTH

	Overall	Home	Road	Overtime
November:	9-6	7-2	2-4	1-0
December:	9-7	4-2	5-5	1-0
January:	10-5	4-2	6-3	0-0
February:	8-2	6-0	2-2	0-0
March:	12-3	7-1	5-2	1-0
April:	4-7	3-3	1-4	0-0

Playoff Results: Defeated Chicago in the First Round (4-2); Defeated New Jersey in the Eastern Conference Semifinals (4-1); Defeated Detroit in the Eastern Conference Finals (4-2); Defeated Dallas in the NBA Finals (4-2)

NBA Honors: Alonzo Mourning, NBA Community Assist Award (August, 2006); Shaquille O'Neal, All-NBA First Team, All-Star Game, Southeast Division Sportsmanship Award; Pat Riley, Eastern Conference Coach of the Month (February); Dwyane Wade, NBA Finals MVP, All-NBA Second Team, All-Star Game, Playstation Skills Challenge Champion (All-Star Weekend), Eastern Conference Player of the Month (February), Eastern Conference Player of the Week (weeks ending: Dec. 4, 2005; Jan. 1, 2006)

Home Attendance: 818,149 (19,955 average/19,600 capacity); 41 sellouts

2005-06 GAME BY GAME

	DATE	OPPONENTS	SCORE	W/L	REC	STRK	ATTEND	HEAT	HIGH SCORER	OPP. HIGH SCORER	
1.	11/2	@ Memphis	97-78	W	1-0	+1	18,119	Walker	25	Gasol	26
2.	11/3	INDIANA	105-102	L	1-1	-1	20,128	Wade	31	O'Neal	27
3.	11/5	@ Milwaukee	105-100	L	1-2	-2	18,717	Wade	21	Redd/Simmons	23
4.	11/7	NEW JERSEY	90-89	W	2-2	+1	19,600	Wade	23	Carter	32
5.	11/9	@ Indiana	95-90	L	2-3	-1	17,586	Wade	29	Artest	24
6.	11/10	HOUSTON	88-84	W	3-3	+1	19,600	Wade	25	Yao	24
7.	11/12	CHARLOTTE	108-99	W	4-3	+2	19,600	Williams	22	May	18
8.	11/15	N.O./OKLA. CITY	*109-102	W	5-3	+3	19,600	Wade	25	Brown	24
9.	11/18	PHILADELPHIA	106-96	W	6-3	+4	20,068	Wade	32	Iverson	33
10.	11/20	@ Toronto	107-94	L	6-4	-1	17,594	Wade	33	Bosh	27
11.	11/23	PORTLAND	100-79	W	7-4	+1	19,600	Wade	19	Miles	19
12.	11/25	DALLAS	103-90	L	7-5	-1	20,246	Williams	24	Howard	25
13.	11/26	@ Orlando	80-77	L	7-6	-2	16,619	Wade	21	Turkoglu	18
14.	11/28	NEW YORK	107-94	W	8-6	+1	19,894	Wade	33	Marbury	19
15.	11/30	@ Atlanta	96-74	W	9-6	+2	16,029	Williams	21	Pachulia	17
16.	12/2	@ Sacramento	98-87	W	10-6	+3	17,317	Wade	27	Miller	18
17.	12/3	@ Denver	101-99	L	10-7	-1	18,196	Wade	32	Anthony	23
18.	12/5	@ L.A. Clippers	99-89	L	10-8	-2	19,060	Wade	29	Brand	37
19.	12/7	@ San Antonio	98-84	L	10-9	-3	18,797	Wade	31	Duncan	28
20.	12/9	DENVER	100-92	L	10-10	-4	19,896	Wade	37	Anthony	40
21.	12/11	WASHINGTON	*104-101	W	11-10	+1	19,600	Wade	41	Butler	28
22.	12/13	@ Chicago	100-97	W	12-10	+2	19,129	O'Neal	30	Hinrich	26
23.	12/14	@ Milwaukee	100-83	W	13-10	+3	16,287	Wade	27	Redd	24
24.	12/16	@ Philadelphia	112-105	W	14-10	+4	20,652	Wade	32	Iverson	35
25.	12/17	@ Cleveland	115-107	L	14-11	-1	20,562	Wade	33	James	41
26.	12/20	ATLANTA	111-92	W	15-11	+1	20,294	O'Neal	28	Williams	26
27.	12/23	NEW JERSEY	95-88	L	15-12	-1	20,065	O'Neal	24	Carter	51
28.	12/25	L.A. LAKERS	97-92	W	16-12	+1	20,277	Payton	21	Bryant	37
29.	12/27	MILWAUKEE	109-98	W	17-12	+2	20,270	Wade	35	Williams	24
30.	12/29	@ Detroit	106-101	L	17-13	-1	22,076	Wade	33	Billups	30
31.	12/30	@ Washington	128-113	W	18-13	+1	20,173	Wade	34	Arenas	47
32.	1/1	MINNESOTA	97-90	W	19-13	+2	20,274	Wade	19	Szczerbiak	19
33.	1/4	@ N.O./Okla. City	107-92	L	19-14	-1	19,326	O'Neal/Wade	19	Mason	24
34.	1/6	@ Phoenix	111-93	L	19-15	-2	18,422	Walker	22	Bell	24
35.	1/8	@ Portland	118-89	W	20-15	+1	18,032	Wade	31	Patterson	16
36.	1/11	@ Golden State	110-96	W	21-15	+2	20,075	Wade	32	Davis	26
37.	1/13	@ Seattle	117-104	W	22-15	+3	17,072	Possey/Williams	19	Lewis	33
38.	1/14	@ Utah	100-94	W	23-15	+4	19,911	Wade	31	Kirilenko	25
39.	1/16	@ L.A. Lakers	100-92	L	23-16	-1	18,997	Wade	34	Bryant	37
40.	1/20	SAN ANTONIO	101-94	L	23-17	-2	20,287	Wade	36	Parker	38
41.	1/22	SACRAMENTO	119-99	W	24-17	+1	20,071	O'Neal	27	Stojakovic	19
42.	1/24	MEMPHIS	94-82	W	25-17	+2	19,600	Wade	25	Jackson	22
43.	1/26	PHOENIX	107-98	L	25-18	-1	20,025	Wade	25	Bell	22
44.	1/27	@ Charlotte	91-85	W	26-18	+1	19,026	O'Neal	23	Carroll	20
45.	1/29	@ Houston	101-95	W	27-18	+2	18,199	Wade	32	McGrady	37
46.	1/30	L.A. CLIPPERS	118-114	W	28-18	+3	19,600	Wade	28	Brand	31
47.	2/2	CLEVELAND	101-73	W	29-18	+4	20,168	Wade	24	James	29
48.	2/4	@ New Jersey	105-92	L	29-19	-1	19,268	Wade	31	Carter	28
49.	2/6	BOSTON	114-98	W	30-19	+1	19,986	Wade	34	Pierce	31
50.	2/9	@ Dallas	112-76	L	30-20	-1	20,273	O'Neal	23	Nowitzki	27
51.	2/12	DETROIT	100-98	W	31-20	+1	20,289	Wade	37	Billups	29
52.	2/14	ORLANDO	107-93	W	32-20	+2	19,600	Wade	38	Dooling/Francis/Turkoglu	15
53.	2/15	@ Orlando	110-100	W	33-20	+3	17,283	Wade	36	Battie/Howard	16
54.	2/22	@ New York	103-83	W	34-20	+4	19,763	Wade/Williams	24	Frye	17
55.	2/25	SEATTLE	115-106	W	35-20	+5	20,255	O'Neal	31	Lewis	25
56.	2/27	TORONTO	101-94	W	36-20	+6	19,600	Wade	32	James	26
57.	3/1	@ Boston	103-96	W	37-20	+7	18,624	Wade	24	Pierce	38
58.	3/4	ATLANTA	95-93	W	38-20	+8	20,023	O'Neal	21	Johnson	28
59.	3/6	@ Charlotte	*106-105	W	39-20	+9	17,165	O'Neal	35	Wallace	26
60.	3/8	WASHINGTON	118-112	W	40-20	+10	19,600	Wade	40	Arenas	28
61.	3/10	GOLDEN STATE	111-106	L	40-21	-1	19,600	Wade	42	Richardson	44
62.	3/12	CLEVELAND	98-92	W	41-21	+1	20,268	Wade	35	James	47
63.	3/14	UTAH	121-83	W	42-21	+2	19,600	Wade	25	Harpring	30
64.	3/16	BOSTON	107-104	W	43-21	+3	20,188	Wade	30	Pierce	24
65.	3/18	@ Chicago	85-84	W	44-21	+4	22,439	Wade	15	Deng	19
66.	3/19	@ New York	111-100	W	45-21	+5	19,763	Wade	30	Curry	18
67.	3/21	@ Minnesota	100-96	L	45-22	-1	17,927	Wade	35	Davis	26
68.	3/22	@ Detroit	82-73	L	45-23	-2	22,076	O'Neal	27	Billups	24
69.	3/24	CHARLOTTE	114-93	W	46-23	+1	20,146	Wade	24	Felton	23
70.	3/27	INDIANA	96-91	W	47-23	+2	20,204	O'Neal	23	Jackson	22
71.	3/29	@ Toronto	98-94	W	48-23	+3	19,973	Wade	37	Peterson	28
72.	4/1	@ Cleveland	106-99	L	48-24	-1	20,562	Wade	44	James	47
73.	4/2	@ New Jersey	90-78	L	48-25	-2	18,928	Wade	32	Carter	43
74.	4/4	MILWAUKEE	115-89	W	49-25	+1	19,600	O'Neal	24	Bell	29
75.	4/6	DETROIT	95-82	L	49-26	-1	20,290	Wade	29	Prince/R. Wallace	20
76.	4/8	@ Washington	99-86	W	50-26	+1	20,173	O'Neal	27	Arenas	30
77.	4/9	ORLANDO	93-84	L	50-27	-1	20,021	Wade	27	Nelson	36
78.	4/11	TORONTO	106-97	W	51-27	+1	19,600	Walker	32	James	32
79.	4/14	PHILADELPHIA	104-85	W	52-27	+2	20,268	Wade	25	Iverson	30
80.	4/16	CHICAGO	117-92	L	52-28	-1	20,248	Walker	22	Deng	26
81.	4/18	@ Atlanta	103-100	L	52-29	-2	19,843	Wright	19	Pachulia	18
82.	4/19	@ Boston	85-78	L	52-30	-3	18,624	Wright	20	Gomes	19

(*Overtime)

FINAL 2005-06 STATISTICS (52-30)

NBA Champions/Eastern Conference Champions/Southeast Division Champions

PLAYER	G	GS	MIN	-FIELD GOALS-			-3-POINT FG-			-FREE THROWS-			-REBOUNDS-			AST	PF	DQ	STL	TO	BLK	PTS	AVG
				FG	FGA	PCT	FG	FGA	PCT	FT	FTA	PCT	OFF	DEF	TOT								
WADE	75	75	2892	699	1413	.495	13	76	.171	629	803	.783	107	323	430	503	217	0	146	268	58	2040	27.2
O'NEAL	59	58	1806	480	800	.600	0	0	.000	221	471	.469	172	369	541	113	230	4	23	168	104	1181	20.0
WILLIAMS	59	56	1874	268	606	.442	107	288	.372	85	98	.867	6	133	139	287	101	0	53	100	5	728	12.3
WALKER	82	19	2199	391	898	.435	137	383	.358	81	129	.628	103	318	421	166	187	1	47	150	30	1000	12.2
HASLEM	81	80	2491	300	591	.508	0	2	.000	157	199	.789	167	467	634	95	216	2	50	80	17	757	9.3
D. ANDERSON (TOT)	43	11	1047	108	303	.356	40	134	.299	93	111	.838	21	122	143	101	98	1	23	54	6	349	8.1
D. ANDERSON (MIA)	23	3	465	40	130	.308	21	67	.313	32	38	.842	9	51	60	48	49	1	8	17	2	133	5.8
MOURNING	65	20	1302	188	315	.597	0	1	.000	133	224	.594	125	234	359	11	177	4	13	79	173	509	7.8
PAYTON	81	25	2305	230	547	.420	66	230	.287	100	126	.794	34	199	233	257	169	0	71	102	10	626	7.7
POSEY	67	63	1914	159	395	.403	117	290	.403	48	61	.787	33	286	319	89	196	2	54	58	20	483	7.2
FITCH	18	1	239	30	89	.337	7	26	.269	17	23	.739	7	23	30	33	28	0	7	15	5	84	4.7
KAPONO	51	2	665	79	177	.446	21	53	.396	28	33	.848	12	59	71	37	89	0	7	20	3	207	4.1
SIMIEN	43	2	414	58	120	.483	0	0	.000	30	34	.882	38	50	88	7	70	2	13	24	1	146	3.4
DOLEAC	31	3	371	37	88	.420	0	0	.000	24	30	.800	23	62	85	8	45	0	10	14	7	98	3.2
WRIGHT	20	2	132	20	43	.465	3	6	.500	15	17	.882	2	30	32	8	12	0	3	14	1	58	2.9
S. ANDERSON	48	1	638	54	126	.429	5	19	.263	13	18	.722	18	63	81	30	75	1	17	24	6	126	2.6
BARRON	8	0	45	5	16	.313	0	0	.000	3	4	.750	2	8	10	0	10	0	5	0	5	13	1.6
WALSH	2	0	3	1	1	1.000	0	0	.000	0	2	.000	0	0	0	0	0	0	0	1	0	2	1.0
HEAT	82	-	19755	3039	6355	.478	497	1441	.345	1616	2310	.700	858	2675	3533	1692	1871	17	522	1186	442	8191	99.9
OPPONENTS	82	-	19755	2871	6529	.440	490	1359	.361	1642	2223	.739	826	2359	3185	1596	1938	24	560	1063	298	7874	96.0

DUNKS:

Miami-500 (O'Neal-202; Wade-154; Mourning-74; Haslem-48; Posey-8; Walker-8; Simien-3; Wright-2; Doleac-1)

Opponents-299

CHARGES TAKEN:

Miami-119 (Haslem-34; Posey-31; Wade-11; Doleac-8; Payton-6; Simien-6; D. Anderson-5; Kapono-5; O'Neal-5; Williams-5; S. Anderson-2; Barron-1)

Opponents-83

TECHNICAL FOULS:

Miami-100 (Wade-9; Haslem-8; Payton-7; O'Neal-6; Mourning-5; Walker-5; Riley-3; Van Gundy-3; Fitch-2; Posey-1; Rothstein-1; Defensive 3-Seconds-49; Delay of Game-1)

Opponents-63 (Includes 27 for Defensive 3-Seconds and 1 for Delay of Game)

EJECTIONS:

Miami-4 (Doleac-1; Fitch-1; Haslem-1; Mourning-1)

Opponents-2

	— SINGLE-GAME HIGHS —							— AVERAGE PER GAME —							— CAREER HIGHS (C=SET, T=TIED THIS SEASON) —						
PLAYER	MIN	REB	AST	ST	TO	BLK	PTS	MIN	REB	AST	STL	TO	BLK	PTS	FG	FGA	FT	FTA	REB	AST	PTS
WADE	47	11	14	6	10	4	44	38.6	5.7	6.7	1.95	3.6	0.77	27.2	18T	36C	18T	23	11C	14C	48
O'NEAL	43	17	10	2	6	4	35	30.6	9.2	1.9	0.39	2.8	1.76	20.0	24	40	19	31	28	10C	61
WILLIAMS	45	6	11	3	5	1	24	31.8	2.4	4.9	0.90	1.7	0.08	12.3	16	28	10C	11	9	19	38
WALKER	44	16	7	3	6	3	32	26.8	5.1	2.0	0.57	1.8	0.37	12.2	21	36	16	18	21	14	49
HASLEM	43	14	4	5	4	2	24	30.8	7.8	1.2	0.62	1.0	0.21	9.3	11	17	12	12	18	6	24C
D. ANDERSON (TOT)	40	9	6	3	5	2	23	24.3	3.3	2.3	0.53	1.3	0.14	8.1	14	23	16	17	14	14	35
D. ANDERSON (MIA)	38	6	6	2	2	1	20	20.2	2.6	2.1	0.35	0.7	0.09	5.8							
MOURNING	41	21	1	2	6	9	21	20.0	5.5	0.2	0.20	1.2	2.66	7.8	19	34	17	24	22	7	50
PAYTON	46	7	8	3	8	1	21	28.5	2.9	3.2	0.88	1.3	0.12	7.7	19	32	14	20	16	18	44
POSEY	46	10	6	4	3	2	19	28.6	4.8	1.3	0.81	0.9	0.30	7.2	12	24	15	18	19	10	38
FITCH	26	8	6	2	3	1	15	13.3	1.7	1.8	0.39	0.8	0.28	4.7	4C	8C	6C	8C	8C	6C	15C
KAPONO	34	5	6	1	2	1	16	13.0	1.4	0.7	0.14	0.4	0.06	4.1	8	18	7	8	8	6C	25
SIMIEN	28	6	2	2	4	1	9	9.6	2.0	0.2	0.30	0.6	0.02	3.4	4C	8C	3C	4C	6C	2C	9C
DOLEAC	28	8	1	2	2	2	14	12.0	2.7	0.3	0.32	0.5	0.23	3.2	11	21	7	9	13	5	25
WRIGHT	30	7	4	2	4	1	20	6.6	1.6	0.4	0.15	0.7	0.05	2.9	7C	11C	10C	12C	7C	4C	20C
S. ANDERSON	35	6	4	2	2	2	15	13.3	1.7	0.6	0.35	0.5	0.13	2.6	12	22	13	15	13	8	35
BARRON	17	5	0	0	2	0	6	5.6	1.3	0.0	0.00	0.6	0.00	1.6	3C	6C	2C	2C	5C	0C	6C
WALSH	2	0	0	0	1	0	2	1.5	0.0	0.0	0.00	0.5	0.00	1.0	1C	1C	0C	2C	0C	0C	2C
HEAT	265	56	34	12	27	13	128	240.9	43.1	20.6	6.37	14.5	5.39	99.9	56	113	47	61	69	39	141
OPPONENTS	265	54	38	20	20	9	117	240.9	38.8	19.5	6.83	13.0	3.63	96.0	59	115	44	57	64	42	148

2004-05 SEASON

RECORD: 59-23 (Southeast Division Champions)
HOME: 35-6 **ROAD:** 24-17 **OVERTIME:** 4-6



Front Row (L-R): Shandon Anderson, Eddie Jones, Dwyane Wade, Assistant Coach Ron Rothstein, Assistant Coach Keith Askins, Head Coach Stan Van Gundy, Assistant Coach Bob McAdoo, Assistant Coach/Director of Scouting Erik Spoelstra, Director of Player Development Bimbo Coles, Keyon Dooling, Damon Jones, Dorell Wright.

Back Row (L-R): Assistant Athletic Trainer Jay Sabol, Athletic Trainer/Travel Coordinator Ron Culp, Steve Smith, Qyntel Woods, Michael Doleac, Wang Zhi-Zhi, Shaquille O'Neal, Christian Laettner, Alonzo Mourning, Udonis Haslem, Rasual Butler, Assistant Coach/Strength & Conditioning Bill Foran, Neuromuscular Therapist Vinny Aquilino.

Head Coach: Stan Van Gundy

Assistant Coaches: Bob McAdoo, Keith Askins, Erik Spoelstra, Ron Rothstein, Bill Foran

Team Captain: Eddie Jones

CONFERENCE RECORDS

	Overall	Home	Road	Overtime
Eastern:	41-11	23-3	18-8	2-5
Western:	18-12	12-3	6-9	2-1

DIVISION RECORDS

	Overall	Home	Road	Overtime
Atlantic:	14-4	8-1	6-3	1-1
Central:	12-6	7-2	5-4	1-4
Southeast:	15-1	8-0	7-1	0-0
Southwest:	5-5	4-1	1-4	0-0
Northwest:	5-5	3-2	2-3	1-0
Pacific:	8-2	5-0	3-2	1-1

RECORDS BY MONTH

	Overall	Home	Road	Overtime
November:	10-6	6-3	4-3	2-0
December:	14-1	6-0	8-1	1-0
January:	9-6	5-2	4-4	0-2
February:	9-3	6-0	3-3	1-2
March:	12-3	9-0	3-3	0-1
April:	5-4	3-1	2-3	0-1

Playoff Results: Defeated New Jersey in the First Round (4-0); Defeated Washington in the Eastern Conference Semifinals (4-0); Lost to Detroit in the Eastern Conference Finals (4-3)

NBA Honors: Udonis Haslem, Rookie Challenge Game (All-Star Weekend); Shaquille O'Neal, All-NBA First Team, All-Star Game, Eastern Conference Player of the Month (March), Eastern Conference Player of the Week (week ending: Dec. 19, 2004), NBA Community Assist Award (December); Stan Van Gundy, Eastern Conference Coach of the Month (December, March); Dwyane Wade, All-NBA Second Team, All-Defensive Second Team, All-Star Game, Rookie Challenge Game (All-Star Weekend), Eastern Conference Player of the Month (December), Eastern Conference Player of the Week (week ending: Nov. 8, 2004), NBA Community Assist Award (August)

Home Attendance: 815,143 (19,882 average/19,600 capacity); 36 sellouts

2004-05 GAME BY GAME

DATE	OPPONENTS	SCORE	W/L	REC	STRK	ATTEND	HEAT	HIGH SCORER	OPP.	HIGH SCORER
1. 11/3	@ New Jersey	100-77	W	1-0	+1	17,260	Wade	21	Jefferson	19
2. 11/4	CLEVELAND	92-86	W	2-0	+2	20,235	Wade	28	Gooden	24
3. 11/6	@ Washington	118-106	W	3-0	+3	19,859	Wade	37	Arenas	27
4. 11/9	WASHINGTON	103-93	W	4-0	+4	18,465	Wade	22	Arenas	20
5. 11/11	DALLAS	113-93	L	4-1	-1	19,985	O'Neal	22	Nowitzki	41
6. 11/12	@ San Antonio	93-84	L	4-2	-2	18,797	O'Neal	23	GINOBILI	29
7. 11/14	MILWAUKEE	***112-110	W	5-2	+1	18,984	E. Jones/O'Neal	19	Van Horn	26
8. 11/16	@ Minnesota	108-97	L	5-3	-1	17,347	Wade	25	Garnett	25
9. 11/17	@ Milwaukee	113-106	W	6-3	+1	15,891	E. Jones	27	Redd	33
10. 11/19	UTAH	*107-105	W	7-3	+2	19,735	Wade	39	Boozer	25
11. 11/21	PHILADELPHIA	93-83	W	8-3	+3	19,600	Wade	25	Jackson	21
12. 11/23	PORTLAND	99-87	L	8-4	-1	19,065	Wade	19	Randolph	24
13. 11/24	@ Atlanta	99-93	W	9-4	+1	14,590	Wade	31	Walker	22
14. 11/26	@ Detroit	78-77	L	9-5	-1	22,076	O'Neal	24	Hamilton	24
15. 11/28	BOSTON	106-104	W	10-5	+1	19,600	Wade	25	LaFrentz	21
16. 11/30	TORONTO	94-92	L	10-6	-1	18,993	O'Neal	24	Rose	24
17. 12/3	@ Chicago	105-81	W	11-6	+1	18,860	Laettner	23	Hinrich	17
18. 12/4	@ Denver	104-95	L	11-7	-1	18,282	Wade	26	Anthony	28
19. 12/6	@ Utah	100-80	W	12-7	+1	18,245	Wade	23	Harping/Snyder	12
20. 12/8	@ Milwaukee	101-96	W	13-7	+2	15,632	Haslem	20	Mason	19
21. 12/10	MEMPHIS	92-84	W	14-7	+3	19,600	Wade	26	Wright	18
22. 12/12	@ Toronto	106-98	W	15-7	+4	19,202	O'Neal/Wade	20	Rose	25
23. 12/13	WASHINGTON	106-83	W	16-7	+5	19,600	O'Neal	40	Arenas	18
24. 12/15	@ Washington	98-93	W	17-7	+6	18,234	Wade	29	Jamison	26
25. 12/17	DENVER	107-100	W	18-7	+7	19,984	Wade	25	Miller	24
26. 12/19	ORLANDO	117-107	W	19-7	+8	20,128	O'Neal	27	Francis	31
27. 12/21	BOSTON	108-100	W	20-7	+9	20,146	Wade	33	Pierce	25
28. 12/23	@ Sacramento	109-107	W	21-7	+10	17,317	O'Neal	25	Webber	26
29. 12/25	@ L.A. Lakers	*104-102	W	22-7	+11	18,997	Wade	29	Bryant	42
30. 12/27	ATLANTA	116-102	W	23-7	+12	20,291	O'Neal	31	Deik/Drobnjak/Walker	16
31. 12/30	@ Detroit	89-78	W	24-7	+13	22,076	Wade	31	Hamilton	19
32. 1/1	CHARLOTTE	113-90	W	25-7	+14	20,281	Wade	26	Okafor	17
33. 1/3	SEATTLE	98-96	L	25-8	-1	20,284	Wade	28	Allen	35
34. 1/5	NEW YORK	102-94	W	26-8	+1	20,275	O'Neal	33	Marbury	28
35. 1/7	@ Portland	103-92	W	27-8	+2	18,666	O'Neal	27	Patterson	27
36. 1/9	@ Seattle	108-98	L	27-9	-1	17,072	O'Neal	28	Radmanovic	27
37. 1/11	@ Phoenix	122-107	L	27-10	-2	18,422	O'Neal	34	Stoudemire	34
38. 1/12	@ Golden State	98-91	W	28-10	+1	18,596	O'Neal	26	Murphy	22
39. 1/14	@ L.A. Clippers	*114-112	L	28-11	-1	20,043	O'Neal	39	Brand	29
40. 1/19	ATLANTA	111-92	W	29-11	+1	19,600	O'Neal/Wade	25	Walker	18
41. 1/21	INDIANA	*106-100	L	29-12	-1	20,131	Wade	30	Tinsley	30
42. 1/23	NEW ORLEANS	97-68	W	30-12	+1	19,600	Wade	18	Dickau	16
43. 1/24	@ Philadelphia	106-98	L	30-13	-1	19,172	O'Neal	24	Iverson	45
44. 1/26	@ Toronto	111-96	W	31-13	+1	19,800	O'Neal	33	Alston	29
45. 1/28	@ Atlanta	106-96	W	32-13	+2	18,886	O'Neal	26	Walker	36
46. 1/30	HOUSTON	104-95	W	33-13	+3	20,178	Wade	30	McGrady	28
47. 2/1	@ Dallas	109-104	L	33-14	-1	20,465	Wade	29	Stackhouse	24
48. 2/3	CLEVELAND	100-88	W	34-14	+1	19,968	O'Neal	26	James	31
49. 2/5	CHICAGO	108-97	W	35-14	+2	20,061	O'Neal	26	Gordon	25
50. 2/7	GOLDEN STATE	105-96	W	36-14	+3	19,078	O'Neal	27	Dunleavy	26
51. 2/9	@ New York	*116-110	W	37-14	+4	19,763	Wade	30	Marbury	36
52. 2/11	@ Charlotte	97-87	W	38-14	+5	22,166	O'Neal	32	Knight	17
53. 2/13	SAN ANTONIO	96-92	W	39-14	+6	20,258	Wade	28	GINOBILI	24
54. 2/16	L.A. CLIPPERS	113-95	W	40-14	+7	19,600	D. Jones	31	Maggette	23
55. 2/22	@ Chicago	*105-101	L	40-15	-1	22,682	Wade	21	Gordon	29
56. 2/23	@ Indiana	*93-91	L	40-16	-2	18,345	Wade	38	O'Neal	29
57. 2/26	ORLANDO	101-98	W	41-16	+1	20,043	Wade	25	Hill	28
58. 2/27	@ Orlando	112-103	W	42-16	+2	17,283	Wade	28	Hill	34
59. 3/3	@ New Jersey	106-90	W	43-16	+3	17,353	Wade	27	Carter	27
60. 3/4	SACRAMENTO	104-83	W	44-16	+4	20,122	Wade	22	Bibby	22
61. 3/6	@ Cleveland	102-82	W	45-16	+5	20,562	E. Jones	19	James	23
62. 3/7	PHILADELPHIA	108-100	W	46-16	+6	20,261	Wade	32	Iverson	27
63. 3/10	MINNESOTA	107-90	W	47-16	+7	19,854	O'Neal	33	Garnett	22
64. 3/12	NEW JERSEY	90-65	W	48-16	+8	20,054	E. Jones	18	Carter	20
65. 3/14	MILWAUKEE	110-71	W	49-16	+9	19,600	Wade	29	Redd	14
66. 3/15	@ New York	98-96	W	50-16	+10	19,763	Wade	24	Marbury	24
67. 3/17	L.A. LAKERS	102-89	W	51-16	+11	20,272	Wade	27	Bryant	26
68. 3/19	NEW YORK	97-82	W	52-16	+12	20,268	O'Neal	33	Marbury	23
69. 3/22	@ Houston	84-82	L	52-17	-1	18,292	O'Neal	23	McGrady	26
70. 3/25	PHOENIX	125-115	W	53-17	+1	20,278	Wade	35	Richardson	26
71. 3/26	@ Charlotte	94-92	L	53-18	-1	23,319	O'Neal	26	Brezec	27
72. 3/29	TORONTO	103-91	W	54-18	+1	20,197	O'Neal	28	Alston	19
73. 3/31	@ Indiana	*114-108	L	54-19	-1	18,345	Wade	37	Miller	31
74. 4/2	@ New Orleans	111-99	W	55-19	+1	18,582	O'Neal	34	Brown	21
75. 4/5	CHICAGO	104-86	W	56-19	+2	20,206	Wade	39	Gordon/Nocioni	14
76. 4/8	@ Memphis	97-81	L	56-20	-1	18,119	Wade	16	Miller	30
77. 4/10	DETROIT	80-72	L	56-21	-2	20,218	E. Jones	19	Hamilton	17
78. 4/14	@ Philadelphia	*126-119	L	56-22	-3	20,754	Wade	18	Iverson	38
79. 4/15	@ Boston	101-99	L	56-23	-4	18,624	O'Neal	34	Pierce	22
80. 4/17	INDIANA	84-80	W	57-23	+1	20,187	E. Jones	17	Jackson	21
81. 4/19	CHARLOTTE	99-80	W	58-23	+2	19,858	R. Butler	25	Bogans/Ely/Kapono	14
82. 4/20	@ Orlando	98-93	W	59-23	+3	16,812	Doolling	19	Francis/Howard	21

(* Overtime **Double Overtime)

FINAL 2004-05 STATISTICS (59-23)

Southeast Division Champions

PLAYER	G	GS	MIN	-FIELD GOALS-			-3-POINT FG-			-FREE THROWS-			-REBOUNDS-			AST	PF	DQ	STL	TO	BLK	PTS	AVG
				FG	FGA	PCT	FG	FGA	PCT	FT	FTA	PCT	OFF	DEF	TOT								
WADE	77	77	2974	630	1318	.478	13	45	.289	581	762	.762	110	287	397	520	230	4	121	321	82	1854	24.1
O'NEAL	73	73	2492	658	1095	.601	0	0	.000	353	765	.461	253	507	760	200	262	4	36	203	171	1669	22.9
E. JONES	80	80	2839	351	820	.428	142	382	.372	174	216	.806	38	367	405	212	251	4	86	99	38	1018	12.7
D. JONES	82	66	2576	331	726	.456	225	521	.432	68	86	.791	14	217	231	350	121	0	44	98	5	955	11.6
HASLEM	80	80	2675	346	641	.540	0	4	.000	178	225	.791	239	487	726	108	260	5	63	113	41	870	10.9
MOURNING (TOT)	37	17	702	100	212	.472	0	0	.000	82	141	.582	53	145	198	18	82	1	8	57	74	282	7.6
MOURNING (MIA)	19	3	245	32	62	.516	0	0	.000	31	55	.564	22	49	71	4	32	0	3	12	33	95	5.0
BUTLER	65	15	1203	163	409	.399	57	153	.373	37	48	.771	15	136	151	62	104	0	18	37	29	420	6.5
SMITH (TOT)	50	1	750	102	248	.411	41	105	.390	69	80	.863	15	50	65	71	82	2	14	27	7	314	6.3
SMITH (MIA)	13	0	114	9	30	.300	3	15	.200	2	3	.667	2	14	16	14	8	0	2	3	0	23	1.8
ALLEN	14	0	248	35	76	.461	0	0	.000	13	14	.929	24	28	52	11	29	0	4	11	11	83	5.9
LAETTNER	49	0	739	107	184	.582	1	7	.143	45	59	.763	36	95	131	41	78	0	32	29	15	260	5.3
DOOLING	74	0	1184	139	345	.403	19	75	.253	85	109	.780	11	79	90	132	120	0	39	65	11	382	5.2
DOLEAC	80	8	1175	148	331	.447	0	2	.000	25	41	.610	74	185	259	47	160	0	23	36	22	321	4.0
PERSON	16	3	206	25	57	.439	8	21	.381	4	4	1.000	1	21	22	11	6	0	6	7	0	62	3.9
ANDERSON (TOT)	66	5	1171	98	217	.452	5	29	.172	54	66	.818	41	150	191	70	138	1	40	50	14	255	3.9
ANDERSON (MIA)	65	5	1151	98	215	.456	5	28	.179	54	66	.818	40	150	190	70	136	1	40	49	14	255	3.9
WOODS	3	0	40	5	12	.417	0	0	.000	0	0	.000	2	4	6	0	6	0	4	2	0	10	3.3
WRIGHT	3	0	27	3	11	.273	0	4	.000	1	1	1.000	0	1	1	3	2	0	4	3	0	7	2.3
ZHI-ZHI	20	0	92	17	36	.472	2	3	.667	7	12	.583	6	12	18	5	9	0	3	5	2	43	2.2
HEAT	82	—	19980	3097	6368	.486	475	1260	.377	1658	2466	.672	887	2639	3526	1790	1814	18	528	1127	474	8327	101.5
OPPONENTS	82	—	19980	2865	6705	.427	441	1269	.348	1621	2134	.760	922	2397	3319	1620	2020	24	611	1085	264	7792	95.0

DUNKS:

Miami-497 (O'Neal-255; Wade-113; Haslem-69; E. Jones-16; Mourning-10; Dooling-9; Butler-8; Doleac-8; Allen-5; Anderson-3; Wright-1)

Opponents-239

CHARGES TAKEN:

Miami-101 (E. Jones-24; Haslem-23; Doleac-16; Wade-14; Dooling-10; Anderson-6; O'Neal-4; Allen-2; D. Jones-2)

TECHNICAL FOULS:

Miami-91 (D. Jones-8; Van Gundy-8; Wade-8; O'Neal-7; Mourning-6; Haslem-5; Allen-1; Anderson-1; E. Jones-1; Defensive 3-Seconds-46)

Opponents-59 (Includes 19 for Defensive 3-Seconds)

EJECTIONS:

Miami-2 (Haslem-1; Mourning-1)

Opponents-5

	— SINGLE-GAME HIGHS —							— AVERAGE PER GAME —							— CAREER HIGHS (C=SET, T=TIED THIS SEASON) —						
PLAYER	MIN	REB	AST	ST	TO	BLK	PTS	MIN	REB	AST	STL	TO	BLK	PTS	FG	FGA	FT	FTA	REB	AST	PTS
WADE	49	10	12	5	8	4	48	38.6	5.2	6.8	1.57	4.2	1.06	24.1	18C	33C	18C	23C	10T	12C	48C
O'NEAL	51	21	7	3	9	7	40	34.1	10.4	2.7	0.49	2.8	2.34	22.9	24	40	19	31	28	9	61
E. JONES	50	11	8	4	5	3	27	35.5	5.1	2.7	1.08	1.2	0.48	12.7	14	27	15	17	13	12	38
D. JONES	46	8	10	3	4	2	31	31.4	2.8	4.3	0.54	1.2	0.06	11.6	10C	18	8T	10	8C	17	31C
HASLEM	48	18	6	4	5	3	22	33.4	9.1	1.4	0.79	1.4	0.51	10.9	11C	17C	12C	12C	18C	6C	22C
MOURNING (TOT)	40	14	3	1	7	6	18	19.0	5.4	0.5	0.22	1.5	2.00	7.6	19	34	17	24	22	7	50
MOURNING (MIA)	37	14	1	1	3	5	11	12.9	3.7	0.2	0.16	0.6	1.74	5.0							
BUTLER	52	7	5	2	4	2	25	18.5	2.3	1.0	0.28	0.6	0.45	6.5	11C	24C	8	10	7T	5T	25C
SMITH (TOT)	42	4	8	2	3	2	22	15.0	1.3	1.4	0.28	0.5	0.14	6.3	14	28	18	21	14	15	41
SMITH (MIA)	20	4	4	1	1	0	6	8.8	1.2	1.1	0.15	0.2	0.00	1.8							
ALLEN	30	7	2	2	3	2	10	17.7	3.7	0.8	0.29	0.8	0.79	5.9	10	24	7	8	13	4	23
LAETTNER	27	8	3	3	4	3	23	15.1	2.7	0.8	0.65	0.6	0.31	5.3	13	25	18	21	19	9	37
DOOLING	31	5	6	3	4	1	19	16.0	1.2	1.8	0.53	0.9	0.15	5.2	8	19	8T	10C	6	10	20
DOLEAC	38	9	4	2	3	2	16	14.7	3.2	0.6	0.29	0.5	0.28	4.0	11	21	7	9	13	5	25
PERSON	35	7	4	4	3	0	10	12.9	1.4	0.7	0.38	0.4	0.00	3.9	14	23	11	11	15	7	33
ANDERSON (TOT)	42	10	4	4	4	3	21	17.7	2.9	1.1	0.61	0.8	0.21	3.9	12	22	13	15	13	8	35
ANDERSON (MIA)	42	10	4	4	4	3	21	17.7	2.9	1.1	0.62	0.8	0.22	3.9							
WOODS	22	2	0	4	1	0	8	13.3	2.0	0.0	1.33	0.7	0.00	3.3	7	11	7	10	8	3	16
WRIGHT	22	1	2	3	2	0	7	9.0	0.3	1.0	1.33	1.0	0.00	2.3	3C	7C	1C	1C	1C	2C	7C
ZHI-ZHI	19	4	3	2	1	1	11	4.6	0.9	0.3	0.15	0.3	0.10	2.2	9	15	6	7	7	3T	21
HEAT	290	55	32	12	26	11	125	243.7	43.0	21.8	6.44	13.7	5.78	101.5	56	113	47	61	69	39	141
OPPONENTS	290	59	30	17	22	10	126	243.7	40.5	19.8	7.45	13.2	3.22	95.0	59	115	44C	57	64	42	148

2003-04 SEASON

RECORD: 42-40 (2nd in Atlantic Division)

HOME: 29-12

ROAD: 13-28

OVERTIME: 2-1



Front Row (L-R): Caron Butler, Eddie Jones, Dwyane Wade, Athletic Trainer/Travel Coordinator Ron Culp, Assistant Coach Keith Askins, Head Coach Stan Van Gundy, Assistant Coach Bob McAdoo, Assistant Coach Erik Spoelstra, Bimbo Coles, Rafer Alston, Rasual Butler.

Back Row (L-R): Assistant Athletic Trainer/Assistant Strength & Conditioning Coach/Equipment Manager Jay Sabol, John Wallace, Jerome Beasley, Brian Grant, Samaki Walker, Wang Zhi-Zhi, Loren Woods, Lamar Odom, Malik Allen, Udonis Haslem, Assistant Coach/Strength & Conditioning Bill Foran, Neuromuscular Therapist Vinny Aquilino.

Head Coach: Stan Van Gundy

Assistant Coaches: Bob McAdoo, Keith Askins, Erik Spoelstra, Bill Foran

Team Captains: Brian Grant, Eddie Jones

CONFERENCE RECORDS

	Overall	Home	Road	Overtime
Eastern:	30-24	19-8	11-16	1-1
Western:	12-16	10-4	2-12	1-0

DIVISION RECORDS

	Overall	Home	Road	Overtime
Atlantic:	15-10	9-4	6-6	1-0
Central:	15-14	10-4	5-10	0-1
Midwest:	5-9	5-2	0-7	1-0
Pacific:	7-7	5-2	2-5	0-0

RECORDS BY MONTH

	Overall	Home	Road	Overtime
October:	0-3	0-1	0-2	0-0
November:	5-9	4-1	1-8	1-0
December:	8-7	5-3	3-4	0-0
January:	8-8	5-2	3-6	0-0
February:	4-8	3-4	1-4	0-1
March:	12-3	9-1	3-2	1-0
April:	5-2	3-0	2-2	0-0

Playoff Results: Defeated New Orleans in the First Round (4-3); Lost to Indiana in the Eastern Conference Semifinals (4-2)

NBA Honors: Udonis Haslem, All-Rookie Second Team, Rookie Challenge Game (All-Star Weekend); Lamar Odom, Eastern Conference Player of the Month (March), Eastern Conference Player of the Week (week ending: Mar. 8, 2004), NBA Community Assist Award (May); Stan Van Gundy, Eastern Conference Coach of the Month (March); Dwyane Wade, All-Rookie First Team, Rookie Challenge Game (All-Star Weekend), Eastern Conference Player of the Week (week ending: Feb. 23, 2004)

Home Attendance: 624,809 (15,239 average); 11 sellouts (10 @ 16,500 capacity, 1 @ 19,600 capacity)

2003-04 GAME BY GAME

	DATE	OPPONENTS	SCORE	W/L	REC	STRK	ATTEND	HEAT HIGH SCORER	OPP. HIGH SCORER
1.	10/28	@ Philadelphia	89-74	L	0-1	-1	18,295	Wade.....18	Iverson.....26
2.	10/29	@ Boston	98-75	L	0-2	-2	18,624	Jones.....22	Pierce.....23
3.	10/31	DETROIT	93-81	L	0-3	-3	15,825	Jones.....20	Billups.....27
4.	11/3	@ Dallas	103-93	L	0-4	-4	19,463	Haslem.....20	Nowitzki.....30
5.	11/4	@ San Antonio	80-73	L	0-5	-5	17,666	Jones.....26	Ginobili.....15
6.	11/8	MINNESOTA	88-79	L	0-6	-6	14,645	Jones.....21	Garnett.....25
7.	11/11	@ Houston	90-70	L	0-7	-7	11,135	Jones.....25	Mobley.....30
8.	11/12	CLEVELAND	88-83	W	1-7	+1	15,329	Jones.....25	Ilgaukas.....20
9.	11/14	WASHINGTON	*105-101	W	2-7	+2	14,371	Jones.....27	Arenas.....27
10.	11/16	@ L.A. Lakers	99-77	L	2-8	-1	18,997	Odom.....18	Bryant.....27
11.	11/18	@ Seattle	105-98	W	3-8	+1	10,531	Odom.....21	Murray.....31
12.	11/19	@ Portland	94-93	L	3-9	-1	15,503	Jones.....26	Wallace.....21
13.	11/21	@ Golden State	101-91	L	3-10	-2	12,869	Odom.....20	Richardson.....29
14.	11/22	@ Phoenix	100-98	L	3-11	-3	16,379	Wade.....27	Stoudemire.....24
15.	11/25	NEW ORLEANS	91-87	W	4-11	+1	14,424	Jones.....25	Davis.....38
16.	11/28	@ Atlanta	95-83	L	4-12	-1	12,816	Jones.....28	Abdur-Rahim.....34
17.	11/29	TORONTO	78-66	W	5-12	+1	14,585	Wade.....16	Murray.....14
18.	12/3	@ Detroit	87-73	L	5-13	-1	17,703	Odom.....22	Hamilton.....18
19.	12/5	PHILADELPHIA	93-90	L	5-14	-2	14,722	Wade.....21	Iverson.....35
20.	12/6	SAN ANTONIO	86-70	L	5-15	-3	14,603	Odom.....17	Duncan/Nesterovic.....21
21.	12/9	PHOENIX	92-72	W	6-15	+1	14,468	Grant/Wade.....18	Marion.....27
22.	12/12	MEMPHIS	91-88	W	7-15	+2	14,429	Odom.....29	Posey.....19
23.	12/14	@ Toronto	90-89	W	8-15	+3	17,950	Wade.....23	Marshall.....25
24.	12/16	ATLANTA	97-79	W	9-15	+4	14,355	Wade.....32	Abdur-Rahim.....16
25.	12/17	@ Philadelphia	87-76	L	9-16	-1	17,430	Wade.....22	McKie.....20
26.	12/19	@ Memphis	97-83	L	9-17	-2	13,869	Wade.....21	Miller.....18
27.	12/21	GOLDEN STATE	104-93	W	10-17	+1	14,497	Wade.....33	Richardson/Van Excel.....17
28.	12/23	WASHINGTON	79-72	W	11-17	+2	14,447	Wade.....20	Hughes.....16
29.	12/26	@ Washington	92-84	W	12-17	+3	15,824	Jones.....22	Hughes.....21
30.	12/27	NEW YORK	100-80	L	12-18	-1	16,500	Odom.....25	Van Horn.....28
31.	12/29	@ Chicago	90-83	W	13-18	+1	20,472	Odom.....25	Hinrich.....16
32.	12/30	@ New York	102-73	L	13-19	-1	19,763	Odom.....19	Van Horn.....22
33.	1/2	ORLANDO	112-101	W	14-19	+1	15,864	Jones.....33	Gooden.....29
34.	1/5	INDIANA	87-65	L	14-20	-1	14,453	Grant.....14	Artest/O'Neal.....22
35.	1/7	CHICAGO	102-95	W	15-20	+1	14,413	Jones.....27	Dupree.....18
36.	1/9	@ Milwaukee	103-94	L	15-21	-1	18,717	Odom.....22	Kukoc.....28
37.	1/10	@ Minnesota	83-77	L	15-22	-2	17,026	Grant.....17	Garnett.....24
38.	1/13	@ Sacramento	90-86	L	15-23	-3	17,317	Odom.....21	Stojakovic.....24
39.	1/15	@ Utah	97-85	L	15-24	-4	19,751	Jones.....26	Kirilenko.....26
40.	1/16	@ L.A. Clippers	87-85	W	16-24	+1	14,233	Jones.....21	Brand.....22
41.	1/18	@ Denver	88-80	L	16-25	-1	17,635	Odom.....26	Anthony.....31
42.	1/20	BOSTON	86-84	L	16-26	-2	14,327	Haslem.....18	Pierce.....29
43.	1/23	NEW JERSEY	85-64	W	17-26	+1	16,028	Jones.....18	Martin.....16
44.	1/24	@ New York	85-77	W	18-26	+2	19,763	Jones.....26	Doleac.....18
45.	1/26	HOUSTON	95-81	W	19-26	+3	14,523	Jones.....27	Taylor.....16
46.	1/28	@ Cleveland	94-93	L	19-27	-1	14,433	Jones.....16	Ilgaukas.....30
47.	1/30	L.A. CLIPPERS	97-88	W	20-27	+1	14,346	Odom.....25	Brand.....23
48.	1/31	@ New Orleans	94-70	W	21-27	+2	15,476	Jones.....24	Mashburn.....18
49.	2/2	DETROIT	*102-100	L	21-28	-1	15,438	Jones.....19	Prince.....24
50.	2/4	@ New Jersey	99-88	L	21-29	-2	11,668	Odom.....27	Martin.....24
51.	2/7	NEW YORK	76-64	L	21-30	-3	16,500	Odom.....18	Marbury.....16
52.	2/8	@ Indiana	97-91	L	21-31	-4	16,091	Odom.....25	O'Neal.....22
53.	2/10	L.A. LAKERS	98-83	L	21-32	-5	16,500	Wade.....19	O'Neal.....25
54.	2/11	@ Orlando	111-98	W	22-32	+1	12,784	Wade.....27	McGrady.....24
55.	2/17	UTAH	97-85	W	23-32	+2	14,431	Wade.....31	Kirilenko.....31
56.	2/20	ATLANTA	125-92	W	24-32	+3	14,332	Jones.....24	Crawford.....21
57.	2/21	DENVER	97-81	W	25-32	+4	16,500	Wade.....28	Anthony.....16
58.	2/23	PORTLAND	89-81	L	25-33	-1	14,474	Odom.....25	Randolph.....22
59.	2/28	@ New Jersey	92-86	L	25-34	-2	16,584	Jones.....21	Jefferson.....25
60.	2/29	@ Milwaukee	108-104	L	25-35	-3	18,311	Jones.....25	Redd.....27
61.	3/2	TORONTO	89-86	L	25-36	-4	14,178	Odom.....23	Carter.....27
62.	3/4	MILWAUKEE	104-98	W	26-36	+1	14,338	Alston.....23	Van Horn.....22
63.	3/6	SACRAMENTO	102-96	W	27-36	+2	16,500	Odom.....30	Bibby.....24
64.	3/9	ORLANDO	100-89	W	28-36	+3	14,349	R. Butler/Jones.....19	McGrady.....26
65.	3/10	@ New Orleans	95-84	L	28-37	-1	11,036	Jones.....18	Allen/Lewis/Murray.....13
66.	3/12	SEATTLE	82-74	W	29-37	+1	14,422	Jones.....19	Davis/Thomas.....36
67.	3/14	NEW JERSEY	104-95	W	30-37	+2	14,568	Jones.....23	Jefferson.....25
68.	3/16	NEW ORLEANS	96-83	W	31-37	+3	14,412	Wade.....23	Davis.....25
69.	3/20	PHILADELPHIA	101-69	W	32-37	+4	16,500	Jones/Wade.....17	Iverson/Thomas.....23
70.	3/21	@ Washington	101-81	W	33-37	+5	17,220	Wade.....22	Blake.....21
71.	3/24	@ Orlando	105-90	W	34-37	+6	13,695	Jones.....28	Gooden.....23
72.	3/26	DALLAS	*119-118	W	35-37	+7	16,500	Odom.....26	Daniels.....31
73.	3/28	@ Indiana	87-80	L	35-38	-1	17,284	C. Butler/Jones/Wade.....14	O'Neal.....23
74.	3/29	CHICAGO	105-96	W	36-38	+1	16,500	C. Butler.....30	Hinrich.....20
75.	3/31	@ Atlanta	100-97	W	37-38	+2	17,055	Jones.....23	Jackson.....29
76.	4/2	@ Detroit	92-84	L	37-39	-1	22,076	Odom.....18	Billups.....31
77.	4/3	@ Chicago	97-83	W	38-39	+1	17,764	Jones.....21	Curry.....20
78.	4/7	BOSTON	104-101	W	39-39	+2	16,500	Odom.....24	Pierce.....31
79.	4/9	CLEVELAND	106-91	W	40-39	+3	20,213	Wade.....20	James.....24
80.	4/10	@ Cleveland	91-80	L	40-40	-1	20,562	Wade.....17	McNnis.....16
81.	4/12	@ Boston	84-77	W	41-40	+1	15,730	Odom.....28	Davis.....25
82.	4/14	NEW JERSEY	96-84	W	42-40	+2	16,500	C. Butler.....22	Jefferson.....18

(*Overtime)

FINAL 2003-04 STATISTICS (42-40)

PLAYER	G	GS	MIN	FIELD GOALS-			-3-POINT FG-			-FREE THROWS-			-REBOUNDS-				STL	TO	BLK	PTS	AVG		
				FG	FGA	PCT	FG	FGA	PCT	FT	FTA	PCT	OFF	DEF	TOT	AST						PF	DQ
JONES	81	81	2998	473	1156	.409	177	479	.370	278	333	.835	38	270	308	258	226	2	92	129	34	1401	17.3
ODOM	80	80	3003	485	1127	.430	61	205	.298	340	458	.742	160	616	776	327	273	5	85	236	71	1371	17.1
WADE	61	56	2126	371	798	.465	16	53	.302	233	312	.747	85	162	247	275	140	0	86	196	34	991	16.2
ALSTON	82	28	2581	287	764	.376	161	434	.371	103	134	.769	26	200	226	372	212	1	114	128	18	838	10.2
C. BUTLER	68	56	2030	240	631	.380	10	42	.238	133	176	.756	92	234	326	126	162	0	75	91	13	623	9.2
GRANT	76	76	2303	289	613	.471	0	1	.000	86	110	.782	174	350	524	69	254	4	51	82	35	664	8.7
HASLEM	75	24	1795	205	447	.459	0	3	.000	140	183	.765	189	284	473	51	197	2	33	74	24	550	7.3
R. BUTLER	45	0	675	119	250	.476	50	108	.463	16	21	.762	4	57	61	23	72	0	10	28	13	304	6.8
WALLACE	37	0	368	61	145	.421	5	13	.385	31	40	.775	12	47	59	14	38	0	5	24	8	158	4.3
ALLEN	45	6	616	83	198	.419	0	0	.000	25	33	.758	42	77	119	16	81	0	12	27	28	191	4.2
WOODS	38	2	506	44	96	.458	0	0	.000	33	55	.600	65	69	134	10	52	0	11	26	19	121	3.2
WALKER	33	0	418	38	99	.384	0	2	.000	29	44	.659	42	70	112	6	54	0	9	15	11	105	3.2
ZHI-ZHI (TOT)	16	0	114	17	46	.370	4	14	.286	9	10	.900	4	14	18	2	13	0	3	6	5	47	2.9
ZHI-ZHI (MIA)	14	0	105	17	45	.378	4	14	.286	5	6	.833	4	10	14	2	13	0	3	6	4	43	3.1
HILL	5	0	38	3	5	.600	0	0	.000	3	4	.750	5	3	8	0	10	0	0	2	1	9	1.8
PENNEY	2	0	18	1	6	.167	1	3	.333	0	0	.000	0	1	1	1	1	0	1	3	0	3	1.5
COLES	22	1	170	12	34	.353	0	0	.000	4	6	.667	2	8	10	15	27	0	3	9	0	28	1.3
BEASLEY	2	0	5	1	3	.333	0	0	.000	0	0	.000	0	1	1	0	0	0	0	0	0	2	1.0
HEAT	82	—	19755	2729	6417	.425	485	1357	.357	1459	1915	.762	940	2459	3399	1565	1812	14	590	1137	313	7402	90.3
OPPONENTS	82	—	19755	2658	6205	.428	431	1256	.343	1612	2100	.768	892	2486	3378	1526	1729	14	578	1207	439	7359	89.7

DUNKS:

Miami-211 (Wade-64; Odom-29; Grant-28; Haslem-28; C. Butler-21; Jones-13; Woods-10; Walker-7; R. Butler-5; Wallace-3; Allen-2; Alston-1)

Opponents-213

TECHNICAL FOULS:

Miami-74 (Odom-10; Van Gundy-8; Alston-7; C. Butler-4; Coles-3; Grant-3; Haslem-3; Jones-2; Allen-1; Askins-1; R. Butler-1; Wade-1; Woods-1; Defensive 3-Seconds-29)

Opponents-80 (Includes 38 for Defensive 3-Seconds)

EJECTIONS:

Miami-2 (Alston-1; Odom-1)

Opponents-2

PLAYER	— SINGLE-GAME HIGHS —							— AVERAGE PER GAME —							— CAREER HIGHS (C=SET, T=TIED THIS SEASON) —						
	MIN	REB	AST	ST	TO	BLK	PTS	MIN	REB	AST	STL	TO	BLK	PTS	FG	FGA	FT	FTA	REB	AST	PTS
JONES	45	8	11	5	5	3	33	37.0	3.8	3.2	1.14	1.6	0.42	17.3	14	27	15	17	13	12	38
ODOM	51	19	11	4	7	5	30	37.5	9.7	4.1	1.06	3.0	0.89	17.1	13	31C	14T	15T	19C	11T	34
WADE	44	10	8	6	10	2	33	34.9	4.0	4.5	1.41	3.2	0.56	16.2	15C	24C	14C	17C	10C	8C	33C
ALSTON	46	7	10	5	7	2	23	31.5	2.8	4.5	1.39	1.6	0.22	10.2	10	21C	8	9	8	11	23T
C. BUTLER	45	14	8	5	5	2	30	29.9	4.8	1.9	1.10	1.3	0.19	9.2	15	25	9T	12	14C	8T	35
GRANT	43	13	4	4	5	3	19	30.3	6.9	0.9	0.67	1.1	0.46	8.7	14	23	14	17	24	7	34
HASLEM	44	17	3	2	5	2	20	23.9	6.3	0.7	0.44	1.0	0.32	7.3	9C	12C	9C	11C	17C	3C	20C
R. BUTLER	30	5	2	2	3	2	20	15.0	1.4	0.5	0.22	0.6	0.29	6.8	9	18	8	10	7	5	22
WALLACE	28	7	5	2	3	3	19	9.9	1.6	0.4	0.14	0.6	0.22	4.3	14	28	11	12	12	6	30
ALLEN	29	7	3	2	3	4	14	13.7	2.6	0.4	0.27	0.6	0.62	4.2	10	24	7	8	13	4	23
WOODS	29	9	2	2	3	2	12	13.3	3.5	0.3	0.29	0.7	0.50	3.2	7	10	8	12	10	4	18
WALKER	29	9	3	2	2	2	9	12.7	3.4	0.2	0.27	0.5	0.33	3.2	11	22	8	10	20	5	26
ZHI-ZHI (TOT)	18	4	1	1	2	1	11	7.1	1.1	0.1	0.19	0.4	0.31	2.9	9	15	6	7	7	3	21
ZHI-ZHI (MIA)	18	4	1	1	2	1	11	7.5	1.0	0.1	0.21	0.4	0.29	3.1							
HILL	12	4	0	0	1	1	6	7.6	1.6	0.0	0.00	0.4	0.20	1.8	12	20	11	16	20	5	29
PENNEY	14	1	1	1	3	0	3	9.0	0.5	0.5	0.50	1.5	0.00	1.5	1C	6C	0C	0C	1C	1C	3C
COLES	25	2	3	1	2	0	4	7.7	0.5	0.7	0.14	0.4	0.00	1.3	11	20	12	13	9	15	26
BEASLEY	3	1	0	0	0	0	2	2.5	0.5	0.0	0.00	0.0	0.00	1.0	1C	2C	0C	0C	1C	0C	2C
HEAT	265	56	30	14	23	10	125	240.9	41.5	19.1	7.20	13.9	3.82	90.3	56	113	47	61	69	39	141
OPPONENTS	265	58	31	16	24	14	118	240.9	41.2	18.6	7.05	14.7	5.35	89.7	59	115	42T	57	64	42	148

2002-03 SEASON

RECORD: 25-57 (7th in Atlantic Division)
HOME: 16-25 **ROAD:** 9-32 **OVERTIME:** 2-3



Front Row (L-R): Rasual Butler, LaPhonso Ellis, Brian Grant, Sean Marks, Ken Johnson, Vladimir Stepania, Malik Allen, Caron Butler, Eddie Jones, Sean Lampley.

Back Row (L-R): Travis Best, Eddie House, Neuromuscular Therapist Vinny Aquilino, Assistant Coach/Strength & Conditioning Bill Foran, Athletic Trainer/Travel Coordinator Ron Culp, Assistant Coach Keith Askins, President and Head Coach Pat Riley, Assistant Coach Bob McAdoo, Assistant Head Coach Stan Van Gundy, Assistant Coach/Director of Scouting Erik Spoelstra, Assistant Athletic Trainer/Assistant Strength & Conditioning Coach/Equipment Manager Jay Sabol, Anthony Carter, Mike James.

Not pictured: Alonzo Mourning.

President and Head Coach: Pat Riley

Assistant Head Coach: Stan Van Gundy

Assistant Coaches: Bob McAdoo, Keith Askins, Erik Spoelstra, Bill Foran

Team Captains: Brian Grant, Eddie Jones

CONFERENCE RECORDS

	Overall	Home	Road	Overtime
Eastern:	18-36	11-16	7-20	1-1
Western:	7-21	5-9	2-12	1-2

DIVISION RECORDS

	Overall	Home	Road	Overtime
Atlantic:	5-19	3-9	2-10	0-0
Central:	13-17	8-7	5-10	1-1
Midwest:	2-12	1-6	1-6	0-2
Pacific:	5-9	4-3	1-6	1-0

RECORDS BY MONTH

	Overall	Home	Road	Overtime
October:	0-1	0-1	0-0	0-0
November:	4-11	3-5	1-6	0-1
December:	7-7	3-3	4-4	1-1
January:	5-11	4-3	1-8	1-0
February:	3-9	2-3	1-6	0-1
March:	4-13	3-8	1-5	0-0
April:	2-5	1-2	1-3	0-0

Playoff Results: None

NBA Honors: Caron Butler, All-Rookie First Team, Rookie Challenge Game (All-Star Weekend), Eastern Conference Rookie of the Month (November 2002, January 2003, February 2003, March 2003)

Home Attendance: 628,242 (15,323 average); 10 sellouts (9 @ 16,500 capacity, 1 @ 19,600 capacity)

2002-03 GAME BY GAME

	DATE	OPPONENTS	SCORE	W/L	REC	STRK	ATTEND	HEAT HIGH SCORER	OPP. HIGH SCORER
1.	10/30	ORLANDO	100-86	L	0-1	-1	16,500	Allen/Best.....22	McGrady.....24
2.	11/2	@ New Orleans	100-95	L	0-2	-2	15,419	Jones.....30	Mashburn.....35
3.	11/3	SACRAMENTO	88-78	W	1-2	+1	15,468	Jones.....16	Clark.....19
4.	11/5	INDIANA	83-79	L	1-3	-1	15,068	Jones.....17	B. Miller.....28
5.	11/9	SEATTLE	84-82	L	1-4	-2	15,313	Jones.....23	Lewis.....24
6.	11/12	L.A. CLIPPERS	101-82	L	1-5	-3	15,022	R. Butler.....15	Brand.....25
7.	11/15	NEW JERSEY	93-84	L	1-6	-4	15,722	C. Butler/Jones.....18	Kidd.....33
8.	11/16	@ Washington	95-65	L	1-7	-5	20,173	Allen.....14	Stackhouse.....16
9.	11/19	@ Milwaukee	97-93	W	2-7	+1	13,632	Jones.....22	Allen.....24
10.	11/20	@ Detroit	79-68	L	2-8	-1	16,867	Jones.....15	Atkins.....21
11.	11/22	DETROIT	75-72	L	2-9	-2	15,328	Jones.....17	Hamilton.....17
12.	11/24	@ Orlando	77-75	L	2-10	-3	13,308	C. Butler.....18	Miller.....31
13.	11/26	L.A. LAKERS	97-85	W	3-10	+1	16,500	Jones.....18	Bryant.....21
14.	11/27	@ Philadelphia	83-74	L	3-11	-1	20,258	Grant.....17	Iverson.....36
15.	11/29	@ Atlanta	*100-94	L	3-12	-2	12,034	Allen.....21	Abdur-Rahim.....29
16.	11/30	CLEVELAND	85-79	W	4-12	+1	14,802	C. Butler.....16	Wagner.....28
17.	12/2	@ Phoenix	*100-90	W	5-12	+2	12,420	Jones.....21	Marion.....30
18.	12/4	@ L.A. Clippers	89-80	L	5-13	-1	14,015	Allen/House.....12	Brand.....25
19.	12/6	@ Portland	88-69	L	5-14	-2	18,033	House.....15	Wells.....17
20.	12/7	@ Seattle	100-71	L	5-15	-3	13,587	R. Butler.....19	Radmanovic.....19
21.	12/10	MEMPHIS	107-96	L	5-16	-4	14,558	Jones.....33	Gooden.....25
22.	12/13	NEW YORK	97-92	L	5-17	-5	15,895	Jones.....24	Sprewell.....30
23.	12/14	GOLDEN STATE	101-92	W	6-17	+1	14,603	Jones.....38	Jamison.....25
24.	12/16	HOUSTON	*105-100	L	6-18	-1	14,758	Jones.....32	Mobley.....27
25.	12/18	@ Boston	91-81	W	7-18	+1	13,994	Jones.....25	Delk.....20
26.	12/20	@ Toronto	97-77	W	8-18	+2	19,235	C. Butler.....21	Lenard.....19
27.	12/22	@ New York	92-84	W	9-18	+3	19,763	Jones.....22	Eisley.....19
28.	12/23	@ Cleveland	74-72	L	9-19	-1	8,973	Grant.....19	Davis.....33
29.	12/27	BOSTON	90-70	W	10-19	+1	16,500	Jones.....28	Pierce.....19
30.	12/30	ATLANTA	93-84	W	11-19	+2	14,821	Jones.....23	Wilks.....19
31.	1/1	@ Atlanta	107-73	W	12-19	+3	8,414	C. Butler.....25	Terry.....17
32.	1/3	NEW JERSEY	100-80	L	12-20	-1	14,624	R. Butler.....12	Jefferson.....26
33.	1/5	@ Sacramento	96-70	L	12-21	-2	17,317	C. Butler.....16	Bibby.....22
34.	1/6	@ Golden State	99-85	L	12-22	-3	12,279	Lamprey.....18	Arenas/Jamison.....22
35.	1/8	@ Denver	86-76	L	12-23	-4	12,930	C. Butler.....20	Howard.....28
36.	1/10	@ Utah	92-76	L	12-24	-5	19,417	C. Butler.....19	Harping.....31
37.	1/12	@ L.A. Lakers	106-81	L	12-25	-6	18,997	C. Butler.....23	Bryant.....36
38.	1/14	DETROIT	88-85	W	13-25	+1	14,783	C. Butler.....22	Hamilton.....24
39.	1/15	@ Indiana	104-81	L	13-26	-1	15,580	R. Butler.....21	B. Miller.....21
40.	1/18	CHICAGO	**102-101	W	14-26	+1	16,500	Allen.....23	Rose.....30
41.	1/20	@ New York	72-65	L	14-27	-1	18,704	Jones.....19	Sprewell.....24
42.	1/22	PHOENIX	92-85	W	15-27	+1	14,633	Grant.....16	Marion.....27
43.	1/25	PHILADELPHIA	97-91	L	15-28	-1	16,500	Jones.....26	Van Horn.....26
44.	1/27	INDIANA	102-95	L	15-29	-2	14,503	C. Butler.....22	R. Miller.....21
45.	1/29	NEW YORK	82-80	W	16-29	+1	14,623	Jones.....22	Sprewell.....28
46.	1/31	@ Philadelphia	104-99	L	16-30	-1	20,365	Jones.....22	Van Horn.....33
47.	2/1	SAN ANTONIO	67-65	L	16-31	-2	15,729	Jones.....17	Parker.....18
48.	2/3	ATLANTA	99-79	W	17-31	+1	14,546	Jones.....26	Abdur-Rahim.....19
49.	2/5	PORTLAND	101-87	L	17-32	-1	14,566	Jones.....20	Pippen.....26
50.	2/11	NEW ORLEANS	78-69	L	17-33	-2	14,484	Jones.....26	Magloire/Mashburn.....15
51.	2/14	@ Houston	94-82	W	18-33	+1	15,310	C. Butler.....24	Francis.....27
52.	2/15	@ Dallas	98-92	L	18-34	-1	20,003	Best.....21	Nowitzki.....25
53.	2/17	@ Detroit	93-62	L	18-35	-2	17,177	C. Butler.....13	Hamilton.....34
54.	2/18	@ New Jersey	84-79	L	18-36	-3	11,656	C. Butler.....17	Martin.....28
55.	2/22	CHICAGO	100-90	W	19-36	+1	14,987	Jones.....23	Rose.....31
56.	2/25	@ San Antonio	84-69	L	19-37	-1	17,322	Jones.....13	Duncan.....17
57.	2/26	@ New Orleans	91-82	L	19-38	-2	12,460	Grant.....24	Mashburn.....18
58.	2/28	@ Memphis	*126-116	L	19-39	-3	19,351	C. Butler/Jones.....24	Gasol.....25
59.	3/2	WASHINGTON	93-83	W	20-39	+1	16,500	C. Butler.....20	Stackhouse.....24
60.	3/4	MILWAUKEE	100-91	L	20-40	-1	14,228	Grant.....20	Cassell.....25
61.	3/7	DALLAS	91-89	L	20-41	-2	16,500	R. Butler/James.....20	Nash.....22
62.	3/8	DENVER	98-92	L	20-42	-3	14,418	R. Butler.....22	Harrington.....19
63.	3/10	UTAH	83-73	L	20-43	-4	14,897	C. Butler.....24	Malone.....29
64.	3/11	@ Cleveland	77-75	W	21-43	+1	8,059	Best.....16	Davis.....19
65.	3/14	NEW ORLEANS	87-83	L	21-44	-1	14,477	C. Butler.....25	Mashburn.....21
66.	3/15	@ Washington	89-82	L	21-45	-2	20,173	Best/Grant.....16	Stackhouse.....37
67.	3/18	PHILADELPHIA	103-83	L	21-46	-3	14,897	C. Butler.....26	Iverson.....32
68.	3/19	@ Orlando	109-93	L	21-47	-4	14,242	C. Butler.....20	McGrady.....36
69.	3/21	TORONTO	107-98	W	22-47	+1	14,492	C. Butler.....22	V. Carter.....30
70.	3/23	ORLANDO	96-74	L	22-48	-1	16,500	C. Butler.....19	McGrady.....37
71.	3/25	@ Minnesota	108-91	L	22-49	-2	15,237	C. Butler.....21	Garnett/Szczerbiak.....26
72.	3/26	@ Chicago	82-74	L	22-50	-3	18,221	C. Butler.....21	Rose.....19
73.	3/28	MINNESOTA	111-84	W	23-50	+1	14,522	C. Butler.....35	Garnett.....17
74.	3/30	@ Milwaukee	109-87	L	23-51	-1	18,717	C. Butler.....24	Payton.....24
75.	3/31	MILWAUKEE	91-86	L	23-52	-2	14,458	House.....21	Cassell/Payton.....20
76.	4/2	@ Boston	90-62	L	23-53	-3	17,156	C. Butler.....18	Pierce.....28
77.	4/4	@ New Jersey	99-83	L	23-54	-4	16,152	Grant.....23	Kidd.....30
78.	4/6	@ Indiana	90-69	L	23-55	-5	15,014	James.....16	Bender.....15
79.	4/8	TORONTO	89-83	W	24-55	+1	14,365	Grant.....16	A. Williams.....16
80.	4/11	WASHINGTON	91-87	L	24-56	-1	20,152	C. Butler.....16	Jordan.....25
81.	4/13	BOSTON	94-86	L	24-57	-2	16,500	C. Butler.....20	Pierce.....32
82.	4/15	@ Toronto	103-99	W	25-57	+1	16,510	Jones.....22	Hudson.....22

(*Overtime **Double Overtime)

FINAL 2002-03 STATISTICS (25-57)

PLAYER	G	GS	MIN	-FIELD GOALS-			-3-POINT FG-			-FREE THROWS-			-REBOUNDS-			PF	DQ	STL	TO	BLK	PTS	AVG	
				FG	FGA	PCT	FG	FGA	PCT	FT	FTA	PCT	OFF	DEF	TOT								
JONES	47	47	1789	291	688	.423	98	241	.407	189	230	.822	35	191	226	173	137	1	64	85	31	869	18.5
C. BUTLER	78	78	2858	429	1032	.416	34	107	.318	309	375	.824	135	262	397	213	230	3	137	192	31	1201	15.4
GRANT	82	82	2641	344	676	.509	0	0	.000	158	205	.771	241	596	837	104	300	8	63	129	47	846	10.3
ALLEN	80	73	2318	335	790	.424	0	4	.000	97	121	.802	134	291	425	54	234	1	37	128	78	767	9.6
BEST	72	52	1807	231	583	.396	36	109	.330	105	123	.854	26	121	147	255	174	6	44	106	7	603	8.4
JAMES	78	8	1722	218	585	.373	67	228	.294	104	142	.732	26	123	149	246	176	1	64	108	5	607	7.8
R. BUTLER	72	28	1514	207	572	.362	50	171	.292	76	104	.731	29	157	186	93	105	0	21	77	43	540	7.5
HOUSE	55	7	1025	172	444	.387	36	120	.300	31	36	.861	17	84	101	87	73	0	44	46	1	411	7.5
STEPANIA	79	6	1594	185	427	.433	0	0	.000	71	134	.530	211	343	554	24	169	0	45	69	40	441	5.6
ELLIS	55	3	784	100	262	.382	27	107	.252	50	66	.758	44	113	157	15	88	0	15	31	15	277	5.0
LAMPLEY	35	0	487	56	129	.434	0	4	.000	57	82	.695	26	57	83	31	43	0	7	25	3	169	4.8
CARTER	49	26	912	83	233	.356	0	8	.000	33	50	.660	12	71	83	203	70	0	45	81	5	199	4.1
MARKS	23	0	223	22	59	.373	0	1	.000	10	15	.667	8	27	35	3	37	1	5	14	6	54	2.3
JOHNSON	16	0	156	15	37	.405	0	0	.000	2	6	.333	4	28	32	0	20	0	1	6	12	32	2.0
HEAT	82	—	19830	2688	6517	.412	348	1100	.316	1292	1689	.765	948	2464	3412	1501	1856	21	592	1167	324	7016	85.6
OPPONENTS	82	—	19830	2713	6208	.437	406	1149	.353	1598	2129	.751	872	2587	3459	1482	1671	9	626	1173	436	7430	90.6

DUNKS:

Miami-181 (C. Butler-54; Grant-36; Stepania-23; Allen-16; Lampley-15; R. Butler-12; Jones-8; Ellis-6; Marks-5; Carter-3; James-2; Johnson-1)
Opponents-233

TECHNICAL FOULS:

Miami-85 (Riley-19; Grant-7; Best-4; C. Butler-3; Stepania-3; House-2; Allen-1; Askins-1; James-1; Van Gundy-1; Defensive 3-Seconds-43)
Opponents-67 (Includes 26 for Defensive 3-Seconds)

EJECTIONS:

Miami-5 (Grant-2; Riley-2; Stepania-1)
Opponents-4

PLAYER	— SINGLE-GAME HIGHS —							— AVERAGE PER GAME —							— CAREER HIGHS (C=SET, T=TIED THIS SEASON) —						
	MIN	REB	AST	ST	TO	BLK	PTS	MIN	REB	AST	STL	TO	BLK	PTS	FG	FGA	FT	FTA	REB	AST	PTS
JONES	51	11	7	6	8	4	38	38.1	4.8	3.7	1.36	1.8	0.66	18.5	14	27C	15	17	13	12	38C
C. BUTLER	50	11	8	7	5	2	35	36.6	5.1	2.7	1.76	2.5	0.40	15.4	15C	25C	9C	12C	11C	8C	35C
GRANT	49	20	7	4	4	3	24	32.2	10.2	1.3	0.77	1.6	0.57	10.3	14	23	14	17	24	7C	34
ALLEN	47	13	4	3	4	4	23	29.0	5.3	0.7	0.46	1.6	0.98	9.6	10C	24C	7C	8C	13C	4C	23C
BEST	42	7	10	2	5	1	22	25.1	2.0	3.5	0.61	1.5	0.10	8.4	12	20	12	15	11	13	30
JAMES	41	9	9	4	6	1	20	22.1	1.9	3.2	0.82	1.4	0.06	7.8	7C	15C	8C	10C	9C	9C	20C
R. BUTLER	42	7	5	2	4	3	22	21.0	2.6	1.3	0.29	1.1	0.60	7.5	9C	18C	8C	10C	7C	5C	22C
HOUSE	36	6	6	4	3	1	21	18.6	1.8	1.6	0.80	0.8	0.02	7.5	10	18	6	6	7	8	28
STEPANIA	35	15	2	4	4	3	17	20.2	7.0	0.3	0.57	0.9	0.51	5.6	8C	14	7	12	15C	3	19
ELLIS	33	9	2	2	3	2	15	14.3	2.9	0.3	0.27	0.6	0.27	5.0	14	27	12	16	19	8	39
LAMPLEY	31	9	4	2	3	1	18	13.9	2.4	0.9	0.20	0.7	0.09	4.8	8C	12C	7C	8C	9C	4C	18C
CARTER	36	7	15	4	5	1	12	18.6	1.7	4.1	0.92	1.7	0.10	4.1	9	15	7	8	8	15C	21
MARKS	23	4	1	2	3	2	6	9.7	1.5	0.1	0.22	0.6	0.26	2.3	7	12	3T	4T	11	2	15
JOHNSON	33	10	0	1	2	3	8	9.8	2.0	0.0	0.06	0.4	0.75	2.0	4C	9C	1C	2C	10C	0C	8C
HEAT	290	58	30	18	24	10	116	241.8	41.6	18.3	7.22	14.2	3.95	85.6	56	113	47	61	69	39	141
OPPONENTS	290	56	33	16	27	14	126	241.8	42.2	18.1	7.63	14.3	5.32	90.6	59	115	42	57	64	42	148

2001-02 SEASON

RECORD: 36-46 (6th in Atlantic Division)

HOME: 18-23

ROAD: 18-23

OVERTIME: 7-2



Front Row (L-R): Eddie House, Anthony Carter, Athletic Trainer/Travel Coordinator Ron Culp, Assistant Coach/Scout Keith Askins, Assistant Head Coach Stan Van Gundy, President and Head Coach Pat Riley, Assistant Coach Bob McAdoo, Assistant Coach/Director of Player Development Marc Iavaroni, Assistant Coach/Director of Scouting Erik Spoelstra, Rod Strickland, Mike James.

Back Row (L-R): Assistant Coach/Strength & Conditioning Bill Foran, Jim Jackson, LaPhonso Ellis, Brian Grant, Sean Marks, Ernest Brown, Alonzo Mourning, Vladimir Stepania, Chris Gatling, Malik Allen, Eddie Jones, Kendall Gill, Assistant Athletic Trainer/Assistant Strength & Conditioning Coach/Equipment Manager Jay Sabol, Neuromuscular Therapist Vinny Aquilino.

President and Head Coach: Pat Riley

Assistant Head Coach: Stan Van Gundy

Assistant Coaches: Bob McAdoo, Marc Iavaroni, Erik Spoelstra, Keith Askins, Bill Foran

Team Captains: Brian Grant, Eddie Jones, Alonzo Mourning

CONFERENCE RECORDS

	Overall	Home	Road	Overtime
Eastern:	22-32	12-15	10-17	2-2
Western:	14-14	6-8	8-6	5-0

DIVISION RECORDS

	Overall	Home	Road	Overtime
Atlantic:	10-14	5-7	5-7	0-0
Central:	12-18	7-8	5-10	2-2
Midwest:	7-7	3-4	4-3	2-0
Pacific:	7-7	3-4	4-3	3-0

RECORDS BY MONTH

	Overall	Home	Road	Overtime
October:	1-0	1-0	0-0	0-0
November:	1-13	1-8	0-5	1-1
December:	4-10	1-4	3-6	1-1
January:	10-5	4-1	6-4	3-0
February:	8-4	5-2	3-2	1-0
March:	8-8	3-4	5-4	0-0
April:	4-6	3-4	1-2	1-0

Playoff Results: None

NBA Honors: LaPhonso Ellis, Atlantic Division Sportsmanship Award; Eddie Jones, Eastern Conference Player of the Week (week ending: Jan. 6, 2002); Alonzo Mourning, J. Walter Kennedy Citizenship Award (NBA Citizenship Award), NBA All-Star Game

Home Attendance: 655,549 (15,989 average); 12 sellouts (9 @ 16,500 capacity, 3 @ 19,600 capacity)

2001-02 GAME BY GAME

	DATE	OPPONENTS	SCORE	W/L	REC	STRK	ATTEND	HEAT HIGH SCORER	OPP. HIGH SCORER
1.	10/31	TORONTO	97-92	W	1-0	+1	16,500	Mourning.....25	Carter.....20
2.	11/2	CLEVELAND	90-83	L	1-1	-1	15,208	Mourning.....17	Miller.....30
3.	11/3	@ Atlanta	90-83	L	1-2	-2	9,472	Mourning.....23	Terry.....20
4.	11/6	SEATTLE	*87-85	W	2-2	+1	16,500	Jones.....25	Payton.....24
5.	11/8	@ Milwaukee	86-82	L	2-3	-1	18,364	Jones.....29	Robinson.....26
6.	11/10	SACRAMENTO	90-75	L	2-4	-2	17,853	Gatling/Jones.....12	Stojakovic.....22
7.	11/13	PHILADELPHIA	82-76	L	2-5	-3	15,465	Jones.....20	Iverson.....25
8.	11/15	@ New York	83-74	L	2-6	-4	19,763	Jones.....22	Houston.....17
9.	11/16	CHARLOTTE	96-87	L	2-7	-5	15,322	Jones.....22	Davis.....23
10.	11/20	MINNESOTA	80-73	L	2-8	-6	15,226	Ellis/House.....17	Sczerbiak.....22
11.	11/23	DALLAS	104-94	L	2-9	-7	15,486	Jones.....22	Nowitzki.....33
12.	11/24	@ Cleveland	*100-96	L	2-10	-8	14,051	Jones.....27	Person.....25
13.	11/27	BOSTON	84-83	L	2-11	-9	15,064	Jones.....27	Pierce.....33
14.	11/29	@ Chicago	78-72	L	2-12	-10	17,003	Jones.....15	Mercer.....19
15.	11/30	WASHINGTON	84-75	L	2-13	-11	20,118	Ellis.....24	Jordan.....22
16.	12/4	@ L.A. Clippers	87-83	L	2-14	-12	16,594	Mourning.....21	Brand.....23
17.	12/7	@ Seattle	*98-94	W	3-14	+1	13,645	Mourning.....21	Payton.....25
18.	12/9	@ Sacramento	95-88	L	3-15	-1	17,317	Jackson.....17	Stojakovic.....23
19.	12/11	MILWAUKEE	99-97	W	4-15	+1	15,321	Jones.....23	Allen.....30
20.	12/12	@ Washington	82-80	L	4-16	-1	20,674	Jackson.....18	Jordan.....25
21.	12/14	NEW JERSEY	95-86	L	4-17	-2	15,212	Jackson.....24	Kittles.....27
22.	12/15	@ Houston	76-73	W	5-17	+1	11,035	Jones.....19	Thomas.....26
23.	12/18	UTAH	95-56	L	5-18	-1	15,122	Jones.....12	Malone/Marshall.....21
24.	12/21	CLEVELAND	*86-81	L	5-19	-2	15,381	Jones.....24	Jones.....18
25.	12/23	@ Toronto	83-76	L	5-20	-3	19,800	Jackson.....12	Carter.....27
26.	12/27	@ Atlanta	100-96	L	5-21	-4	13,240	Jones.....24	Terry.....32
27.	12/28	MEMPHIS	91-86	L	5-22	-5	15,558	Mourning.....20	Williams.....19
28.	12/30	@ Detroit	86-80	L	5-23	-6	22,076	Grant.....22	Stackhouse.....24
29.	12/31	@ Indiana	89-87	W	6-23	+1	16,838	Jones.....29	Bender/Rose.....20
30.	1/4	@ Boston	89-66	W	7-23	+2	16,473	Jones.....23	Pierce.....20
31.	1/6	GOLDEN STATE	92-84	W	8-23	+3	15,098	Jones.....22	Jamison.....31
32.	1/8	@ New Jersey	104-95	L	8-24	-1	8,195	Mourning.....26	Van Horn.....23
33.	1/10	PORTLAND	92-85	L	8-25	-2	15,133	Jones.....25	Wallace/Wells.....23
34.	1/12	@ Phoenix	108-74	L	8-26	-3	15,304	House.....15	Marion.....21
35.	1/14	@ Golden State	85-79	W	9-26	+1	11,604	Jones.....28	Hughes.....19
36.	1/16	@ L.A. Lakers	102-96	W	10-26	+2	18,997	Mourning.....28	Bryant.....29
37.	1/17	@ Portland	*92-90	W	11-26	+3	18,721	Jones.....25	Anderson.....19
38.	1/19	INDIANA	100-88	W	12-26	+4	15,689	Jones.....23	Rose.....21
39.	1/21	@ Cleveland	*95-93	W	13-26	+5	11,977	Jones.....27	Person.....19
40.	1/22	CHICAGO	92-79	W	14-26	+6	15,058	Jones/Strickland.....20	Artest.....24
41.	1/24	@ Orlando	92-87	L	14-27	-1	15,021	Jones.....28	Armstrong.....18
42.	1/26	NEW JERSEY	90-77	W	15-27	+1	15,238	Mourning.....23	Martin.....19
43.	1/28	@ Utah	101-89	L	15-28	-1	18,808	Strickland.....16	Russell.....20
44.	1/29	@ Denver	*100-94	W	16-28	+1	15,492	Jones.....37	LaFrentz.....30
45.	2/1	SAN ANTONIO	88-83	W	17-28	+2	15,658	Jones.....21	Duncan.....29
46.	2/3	@ New York	94-83	W	18-28	+3	19,763	Mourning.....21	Houston.....28
47.	2/5	ATLANTA	76-73	L	18-29	-1	15,213	Jones/Strickland.....16	Abdur-Rahim.....34
48.	2/13	ORLANDO	112-95	W	19-29	+1	16,500	Jones.....22	McGrady.....26
49.	2/15	@ Milwaukee	*90-88	W	20-29	+2	18,717	Jones.....22	Allen.....30
50.	2/17	@ Minnesota	93-80	L	20-30	-1	19,279	Jones.....23	Billups.....23
51.	2/18	CHICAGO	102-80	W	21-30	+1	15,325	Mourning.....27	Chandler/Guyton.....13
52.	2/20	L.A. CLIPPERS	81-71	L	21-31	-1	15,423	Strickland.....19	Richardson.....25
53.	2/23	@ Washington	97-95	W	22-31	+1	20,674	Jones.....25	Jordan.....37
54.	2/24	WASHINGTON	92-80	W	23-31	+2	19,600	Strickland.....16	Lue.....21
55.	2/27	@ Philadelphia	82-72	L	23-32	-1	20,021	Jackson.....16	Iverson.....31
56.	2/28	NEW YORK	100-86	W	24-32	+1	16,500	Jones.....32	Spewell.....22
57.	3/2	@ Dallas	109-95	W	25-32	+2	20,140	Jones.....26	Finley.....25
58.	3/5	@ Detroit	93-91	W	26-32	+3	16,279	Jones.....24	Stackhouse.....22
59.	3/6	@ Chicago	92-87	W	27-32	+4	17,054	Strickland.....23	Rose.....23
60.	3/8	TORONTO	83-74	L	27-33	-1	16,500	Jones.....22	Davis.....23
61.	3/9	@ Memphis	93-88	W	28-33	+1	16,226	Jackson/Mourning.....18	Williams.....19
62.	3/12	PHOENIX	90-78	W	29-33	+2	15,358	Jackson.....23	Marbury.....19
63.	3/15	@ New Jersey	97-78	L	29-34	-1	15,435	Jackson.....17	Van Horn.....28
64.	3/16	DENVER	101-76	W	30-34	+1	16,500	Mourning.....24	Cheaney.....20
65.	3/19	PHILADELPHIA	91-79	L	30-35	-1	16,500	Jones.....23	Iverson.....33
66.	3/20	@ Philadelphia	82-77	W	31-35	+1	20,629	House.....20	Iverson.....38
67.	3/22	INDIANA	104-94	L	31-36	-1	15,853	Jones/Mourning.....20	O'Neal.....21
68.	3/23	@ San Antonio	89-79	L	31-37	-2	24,336	Jackson.....17	Duncan.....23
69.	3/25	BOSTON	88-82	L	31-38	-3	15,328	Mourning.....20	Strickland.....23
70.	3/27	@ Toronto	81-80	L	31-39	-4	19,800	Strickland.....24	Peterson.....21
71.	3/29	ATLANTA	92-80	W	32-39	+1	15,423	Jones.....16	Terry.....23
72.	3/31	@ Indiana	100-81	L	32-40	-1	15,382	Jones.....25	Artest.....24
73.	4/2	DETROIT	90-87	L	32-41	-2	15,401	Jones.....20	Williamson.....20
74.	4/3	@ Charlotte	97-90	L	32-42	-3	9,217	Jones.....27	Davis/Mashburn.....22
75.	4/5	MILWAUKEE	102-97	W	33-42	+1	15,623	House.....22	Cassell/Robinson.....19
76.	4/7	L.A. LAKERS	96-88	L	33-43	-1	19,600	Strickland.....21	O'Neal.....40
77.	4/9	HOUSTON	*120-117	W	34-43	+1	15,223	Jones.....26	Francis.....35
78.	4/10	@ Boston	70-65	L	34-44	-1	14,859	Jones/Mourning.....16	Walker.....21
79.	4/12	ORLANDO	99-94	W	35-44	+1	16,500	House.....28	McGrady.....34
80.	4/14	NEW YORK	94-67	L	35-45	-1	16,500	Mourning.....15	Thomas.....20
81.	4/16	CHARLOTTE	88-81	L	35-46	-2	15,469	Mourning.....25	Mashburn.....23
82.	4/17	@ Orlando	103-89	W	36-46	+1	16,510	Jones.....22	Hudson.....22

(* Overtime **Double Overtime)

FINAL 2001-02 STATISTICS (36-46)

PLAYER	G	GS	MIN	-FIELD GOALS-			-3-POINT FG-			-FREE THROWS-			-REBOUNDS-			AST	PF	DQ	STL	TO	BLK	PTS	AVG
				FG	FGA	PCT	FG	FGA	PCT	FT	FTA	PCT	OFF	DEF	TOT								
JONES	81	81	3156	517	1198	.432	149	382	.390	297	355	.837	61	317	378	262	258	2	117	148	77	1480	18.3
MOURNING	75	74	2455	447	866	.516	1	3	.333	283	431	.657	182	450	632	87	258	7	27	182	186	1178	15.7
JACKSON	55	19	1825	238	538	.442	38	81	.469	75	87	.862	54	236	290	140	145	0	42	106	14	589	10.7
STRICKLAND	76	64	2294	316	714	.443	8	26	.308	154	201	.766	49	183	232	463	114	0	82	159	11	794	10.4
GRANT	72	72	2256	286	610	.469	0	2	.000	101	119	.849	168	407	575	137	236	6	48	122	31	673	9.3
HOUSE	64	3	1230	209	524	.399	54	157	.344	42	49	.857	17	93	110	123	98	1	43	80	5	514	8.0
ELLIS	66	14	1684	189	452	.418	38	124	.306	53	84	.631	107	180	287	56	196	4	30	73	37	469	7.1
GATLING	54	1	809	131	293	.447	1	8	.125	82	117	.701	71	135	206	25	109	1	17	58	11	345	6.4
GILL	65	49	1410	162	422	.384	6	44	.136	42	62	.677	29	155	184	100	140	0	44	55	8	372	5.7
MARKS	21	6	319	38	88	.432	0	0	.000	20	34	.588	19	56	75	8	40	0	5	19	10	96	4.6
ALLEN	12	2	161	22	51	.431	0	1	.000	8	10	.800	15	23	38	5	16	0	3	2	8	52	4.3
CARTER	46	18	1050	89	260	.342	1	19	.053	19	36	.528	19	98	117	214	85	2	50	72	3	198	4.3
STEPANIA	67	4	884	117	249	.470	1	2	.500	50	104	.481	100	170	270	16	103	1	24	52	44	285	4.3
MACK	12	1	159	14	49	.286	7	28	.250	5	7	.714	2	12	14	4	17	0	5	7	1	40	3.3
JAMES	15	0	119	15	43	.349	8	21	.381	4	7	.571	2	12	14	19	17	0	6	13	1	42	2.8
HAMILTON	9	2	98	10	19	.526	0	1	.000	0	1	.000	6	12	18	5	10	0	4	2	0	20	2.2
BROWN	3	0	21	1	6	.167	0	0	.000	1	4	.250	1	5	6	0	4	0	0	3	1	3	1.0
HEAT	82	—	19930	2801	6382	.439	312	899	.347	1236	1708	.724	902	2544	3446	1664	1846	24	547	1217	448	7150	87.2
OPPONENTS	82	—	19930	2666	6279	.425	379	1109	.342	1565	2127	.736	894	2484	3378	1461	1709	21	620	1134	353	7276	88.7

DUNKS:

Miami-266 (Mourning-135; Grant-30; Jones-29; Marks-19; Stepania-13; Ellis-11; Gatling-10; Jackson-8; Hamilton-5; Gill-3; Allen-2)

Opponents-220

TECHNICAL FOULS:

Miami-117 (Mourning-18; Riley-15; Carter-4; Gatling-4; Grant-4; Van Gundy-4; Gill-3; Jackson-3; Stepania-2; Ellis-1; House-1; Iavaroni-1; Jones-1; Strickland-1; Defensive 3-Seconds-55; Excessive timeouts-1)

Opponents-86 (Includes 32 for Defensive 3-Seconds)

EJECTIONS:

Miami-3 (Jackson-1; Mourning-1; Riley-1)

Opponents-4

PLAYER	— SINGLE-GAME HIGHS —							— AVERAGE PER GAME —							— CAREER HIGHS (C=SET, T=TIED THIS SEASON) —						
	MIN	REB	AST	ST	TO	BLK	PTS	MIN	REB	AST	STL	TO	BLK	PTS	FG	FGA	FT	FTA	REB	AST	PTS
JONES	50	13	8	7	6	5	37	39.0	4.7	3.2	1.44	1.8	0.95	18.3	14	25C	15	17	13T	12	37C
MOURNING	42	14	4	3	7	7	28	32.7	8.4	1.2	0.36	2.4	1.48	15.7	19	34	17	24	22	7	50
JACKSON	46	11	7	3	5	3	24	33.2	5.3	2.5	0.76	1.9	0.25	10.7	17	36	16	18	14	12	50
STRICKLAND	46	10	14	4	5	1	24	30.2	3.1	6.1	1.08	2.1	0.14	10.4	15	25	16	18	12	20	37
GRANT	45	15	6	5	5	3	22	31.3	8.0	1.9	0.67	1.7	0.43	9.3	14	23	14	17	24	6T	34
HOUSE	44	7	6	5	4	2	28	19.2	1.7	1.9	0.67	1.3	0.08	8.0	10	18C	6C	6C	7C	8	28C
ELLIS	42	10	3	3	5	3	24	25.5	4.3	0.8	0.45	1.1	0.56	7.1	14	27	12	16	19	8	39
GATLING	30	8	3	2	4	1	19	15.0	3.8	0.5	0.31	1.1	0.20	6.4	17	26	12	16	20	5	38
GILL	35	8	7	3	3	1	13	21.7	2.8	1.5	0.68	0.8	0.12	5.7	17	27	18	22	13	12	41
MARKS	36	11	2	2	3	4	15	15.2	3.6	0.4	0.24	0.9	0.48	4.6	7C	12C	3C	4C	11C	2C	15C
ALLEN	42	11	2	1	1	2	16	13.4	3.2	0.4	0.25	0.2	0.67	4.3	8C	16C	3C	3C	11C	2C	16C
CARTER	40	7	14	3	4	1	12	22.8	2.5	4.7	1.09	1.6	0.07	4.3	9	15T	7	8	8	14C	21
STEPANIA	45	12	2	3	3	7	19	13.2	4.0	0.2	0.36	0.8	0.66	4.3	7C	14C	7	12C	12C	3	19C
MACK	25	4	1	2	2	1	11	13.3	1.2	0.3	0.42	0.6	0.08	3.3	10	21	12	13	9	8	38
JAMES	16	5	4	2	4	1	12	7.9	0.9	1.3	0.40	0.9	0.07	2.8	5C	6C	2C	2C	5C	4C	12C
HAMILTON	27	6	2	2	1	0	8	10.9	2.0	0.6	0.44	0.2	0.00	2.2	4C	8C	0C	1C	6C	2C	8C
BROWN	12	4	0	0	2	1	3	7.0	2.0	0.0	0.00	1.0	0.33	1.0	1C	5C	1C	2C	4C	0C	3C
HEAT	290	55	33	12	24	10	120	243.0	42.0	20.3	6.67	14.8	5.46	87.2	56	113	47	61	69	39	141
OPPONENTS	290	59	28	15	24	11	117	243.0	41.2	17.8	7.56	13.8	4.30	88.7	59	115	42	57	64	42	148

2000-01 SEASON

RECORD: 50-32 (2nd in Atlantic Division)
HOME: 29-12 **ROAD:** 21-20 **OVERTIME:** 6-2



Front Row (L-R): Eddie House, Anthony Carter, Assistant Coach Keith Askins, Assistant Coach/Director of Scouting Jeff Bzdelik, Assistant Head Coach Stan Van Gundy, President and Head Coach Pat Riley, Assistant Coach Bob McAdoo, Assistant Coach/Director of Player Development Marc Iavaroni, Assistant Coach/Advance Scout Erik Spoelstra, Eddie Jones, Tim Hardaway.

Back Row (L-R): Assistant Coach/Strength & Conditioning Bill Foran, Trainer/Travel Coordinator Ron Culp, Dan Majerle, Anthony Mason, Brian Grant, Don MacLean, Duane Causwell, Alonzo Mourning, Todd Fuller, A.C. Green, Cedric Ceballos, Bruce Bowen, Ricky Davis, Assistant Trainer/Assistant Strength & Conditioning Coach/Equipment Manager Jay Sabol, Neuromuscular Therapist Vinny Aquilino.

President and Head Coach: Pat Riley

Assistant Head Coach: Stan Van Gundy

Assistant Coaches: Bob McAdoo, Jeff Bzdelik, Marc Iavaroni, Erik Spoelstra, Keith Askins, Bill Foran

Team Captains: Tim Hardaway, Dan Majerle, Alonzo Mourning

CONFERENCE RECORDS

	Overall	Home	Road	Overtime
Eastern:	34-20	20-7	14-13	4-1
Western:	16-12	9-5	7-7	2-1

DIVISION RECORDS

	Overall	Home	Road	Overtime
Atlantic:	15-10	8-4	7-6	0-1
Central:	19-10	12-3	7-7	4-0
Midwest:	8-6	4-3	4-3	0-1
Pacific:	8-6	5-2	3-4	2-0

RECORDS BY MONTH

	Overall	Home	Road	Overtime
November:	6-9	4-4	2-5	1-0
December:	12-5	5-2	7-3	2-0
January:	10-4	6-0	4-4	0-0
February:	6-6	4-2	2-4	2-2
March:	9-5	6-2	3-3	1-0
April:	7-3	4-2	3-1	0-0

Playoff Results: Lost to Charlotte in the First Round (3-0)

NBA Honors: Bruce Bowen, All-Defensive Second-Team; Anthony Mason, All-Star Game; Alonzo Mourning, All-Star Game, All-Interview Second-Team; Pat Riley, Coach of the Month (December)

Home Attendance: 677,186 (16,517 average); 20 sellouts (15 @ 16,500 capacity, 5 @ 19,600 capacity)

2000-01 GAME BY GAME

DATE	OPPONENTS	SCORE	W/L	REC	STRK	ATTEND	HEAT HIGH SCORER	OPP. HIGH SCORER
1. 11/1	ORLANDO	105-79	W	1-0	+1	16,500	Hardaway/Jones.....17	McGrady.....16
2. 11/3	@ Charlotte	83-79	L	1-1	-1	14,016	Grant.....33	Mashburn.....30
3. 11/4	PHILADELPHIA	84-82	L	1-2	-2	16,029	Jones.....26	Iverson.....23
4. 11/8	SEATTLE	87-81	W	2-2	+1	15,083	Grant.....30	Payton.....22
5. 11/10	@ Utah	87-80	W	3-2	+2	19,093	Grant.....21	Malone.....21
6. 11/11	@ Phoenix	84-82	L	3-3	-1	18,120	Hardaway.....19	Marion.....18
7. 11/14	CHARLOTTE	*89-86	W	4-3	+1	14,983	Jones.....19	Mashburn.....31
8. 11/15	@ New Jersey	93-91	L	4-4	-1	13,504	Hardaway.....26	Marbury.....31
9. 11/17	@ Philadelphia	94-73	L	4-5	-2	20,720	Grant.....16	Iverson.....19
10. 11/18	PORTLAND	86-80	W	5-5	+1	16,500	Grant.....24	Wallace.....20
11. 11/22	CLEVELAND	86-67	L	5-6	-1	14,755	Mason.....16	Miller.....13
12. 11/24	@ Cleveland	85-80	L	5-7	-2	20,562	Jones.....19	Weatherspoon.....16
13. 11/25	HOUSTON	91-80	L	5-8	-3	15,721	Jones.....18	Mobley.....21
14. 11/28	MILWAUKEE	102-101	L	5-9	-4	14,863	Jones.....26	Hunter.....23
15. 11/29	@ New York	84-81	W	6-9	+1	19,763	Grant.....24	Sprewell.....22
16. 12/1	UTAH	94-92	L	6-10	-1	15,632	Jones.....25	Malone.....27
17. 12/2	@ Washington	93-90	W	7-10	+1	20,674	Jones/Mason.....20	Strickland.....22
18. 12/5	@ Atlanta	100-92	W	8-10	+2	10,691	Jones.....18	Terry.....23
19. 12/6	DENVER	95-78	W	9-10	+3	14,463	Green.....16	McDyess.....15
20. 12/8	ATLANTA	80-76	W	10-10	+4	15,031	Jones.....23	Henderson.....22
21. 12/10	@ Sacramento	101-97	L	10-11	-1	17,317	Hardaway.....25	Webber.....19
22. 12/12	@ Denver	96-85	W	11-11	+1	12,894	Jones.....28	McDyess.....22
23. 12/13	@ L.A. Clippers	*94-88	W	12-11	+2	14,329	Mason.....24	Odom.....18
24. 12/15	@ Seattle	99-81	L	12-12	-1	17,072	Mason.....16	Payton.....25
25. 12/16	@ Golden State	93-85	W	13-12	+1	16,411	Grant.....23	Jackson.....26
26. 12/19	L.A. LAKERS	81-79	L	13-13	-1	19,600	Mason.....20	Bryant.....23
27. 12/20	@ Charlotte	65-56	L	13-14	-2	13,176	Grant/Mason.....11	Mashburn.....19
28. 12/22	CLEVELAND	103-95	W	14-14	+1	15,854	Jones.....31	Miller.....28
29. 12/23	@ New Jersey	86-80	W	15-14	+2	13,542	Jones.....31	Marbury.....37
30. 12/27	INDIANA	91-79	W	16-14	+3	16,500	Jones.....22	Rose.....13
31. 12/29	WASHINGTON	98-91	W	17-14	+4	16,025	Jones.....31	Howard.....19
32. 12/30	@ Detroit	*110-102	W	18-14	+5	15,789	Jones.....23	Stackhouse.....35
33. 1/2	@ San Antonio	80-72	L	18-15	-1	18,412	Jones.....18	Daniels.....19
34. 1/4	NEW JERSEY	81-78	W	19-15	+1	16,013	Mason.....18	Marbury.....27
35. 1/6	BOSTON	112-86	W	20-15	+2	16,122	Hardaway.....24	Walker.....26
36. 1/8	GOLDEN STATE	88-78	W	21-15	+3	15,725	Mason.....24	Jamison.....27
37. 1/10	@ Boston	88-76	L	21-16	-1	12,758	Jones.....24	Pierce.....28
38. 1/13	@ Indiana	87-71	L	21-17	-2	18,345	Mason.....24	Rose.....21
39. 1/14	CHICAGO	90-81	W	22-17	+1	16,014	Jones.....23	Brand.....25
40. 1/16	DETROIT	93-85	W	23-17	+2	16,011	Mason.....23	Stackhouse.....28
41. 1/18	@ Portland	85-74	L	23-18	-1	20,267	Jones.....26	Wells.....22
42. 1/19	@ Vancouver	97-86	W	24-18	+1	14,281	Jones.....26	Reeves.....21
43. 1/21	@ L.A. Lakers	103-92	W	25-18	+2	18,997	Jones.....26	Bryant.....34
44. 1/24	TORONTO	103-83	W	26-18	+3	16,500	Mason.....21	Carter.....21
45. 1/27	@ Orlando	81-59	W	27-18	+4	16,286	Grant.....18	McGrady.....19
46. 1/30	@ Houston	103-85	W	28-18	+5	11,754	Mason.....19	Mobley.....22
47. 2/1	@ Dallas	*95-91	L	28-19	-1	14,497	Mason.....23	Finley.....26
48. 2/2	@ Atlanta	91-80	W	29-19	+1	19,061	Jones.....24	Terry.....31
49. 2/4	NEW YORK	*103-100	L	29-20	-1	20,058	Jones/Mason.....29	Rice.....29
50. 2/6	INDIANA	102-89	W	30-20	+1	16,500	Mason.....29	Harrington.....20
51. 2/13	L.A. CLIPPERS	*101-99	W	31-20	+2	16,500	Jones.....22	Odom.....19
52. 2/15	@ Toronto	*98-91	W	32-20	+3	19,800	Hardaway/Jones.....18	Carter.....28
53. 2/17	@ Chicago	89-82	L	32-21	-1	21,876	Grant.....20	Mercer.....27
54. 2/20	@ New York	76-74	L	32-22	-2	19,763	Mason.....17	Sprewell.....17
55. 2/21	PHOENIX	100-85	L	32-23	-3	16,500	Grant.....21	Robinson.....25
56. 2/24	NEW JERSEY	75-70	W	33-23	+1	16,500	Grant.....21	Newman.....17
57. 2/27	WASHINGTON	103-95	W	34-23	+2	15,623	Grant.....26	Richmond.....20
58. 2/28	@ Philadelphia	79-69	L	34-24	-1	20,562	Jones.....22	Iverson.....27
59. 3/2	@ Detroit	*97-93	W	35-24	+1	15,454	Jones.....25	Atkins.....36
60. 3/4	@ Cleveland	91-79	W	36-24	+2	14,078	Mason.....23	Miller/Murray.....14
61. 3/5	DETROIT	87-84	W	37-24	+3	15,812	Grant.....20	Stackhouse.....32
62. 3/7	DALLAS	93-86	L	37-25	-1	15,864	Mason.....25	Nowitzki.....29
63. 3/9	MINNESOTA	86-79	W	38-25	+1	16,500	Mason.....22	Szczerbiak.....19
64. 3/11	@ New York	86-83	L	38-26	-1	19,763	Grant.....22	Sprewell/Thomas.....16
65. 3/12	@ Minnesota	94-77	L	38-27	-2	17,882	Grant.....24	Garnett.....24
66. 3/14	SACRAMENTO	114-104	W	39-27	+1	19,600	Mason.....25	Webber.....26
67. 3/17	VANCOUVER	95-81	W	40-27	+2	16,500	Mason.....18	Abdur-Rahim.....20
68. 3/21	CHICAGO	109-81	W	41-27	+3	16,383	Grant.....22	Crawford.....17
69. 3/25	SAN ANTONIO	88-83	W	42-27	+4	16,500	Hardaway.....25	Duncan.....26
70. 3/27	TORONTO	101-92	L	42-28	-1	18,221	Mason.....23	Carter.....38
71. 3/29	@ Milwaukee	104-96	L	42-29	-2	18,574	Hardaway.....25	Robinson.....27
72. 3/31	@ Chicago	97-90	W	43-29	+1	22,301	Hardaway.....21	Brand.....20
73. 4/3	BOSTON	82-77	L	43-30	-1	16,500	Mason.....16	Pierce.....33
74. 4/4	@ Washington	86-84	W	44-30	+1	12,904	Grant/Mourning.....16	Alexander.....25
75. 4/6	CHARLOTTE	81-76	W	45-30	+2	16,500	Mason.....22	Mashburn.....20
76. 4/8	NEW YORK	81-76	W	46-30	+3	20,103	Hardaway.....25	Camby.....23
77. 4/10	PHILADELPHIA	83-81	W	47-30	+4	20,098	Mourning.....20	Iverson.....41
78. 4/11	@ Boston	102-87	W	48-30	+5	17,121	Mason.....23	Pierce.....41
79. 4/13	@ Toronto	94-82	L	48-31	-1	20,104	Carter.....17	Carter.....27
80. 4/15	ORLANDO	90-73	L	48-32	-2	16,500	Mason.....20	McGrady.....24
81. 4/17	MILWAUKEE	91-89	W	49-32	+1	16,500	Mourning.....25	Robinson.....22
82. 4/18	@ Orlando	103-91	W	50-32	+2	16,377	Jones.....22	Miller.....20

(*Overtime)

FINAL 2000-01 STATISTICS (50-32)

PLAYER	G	GS	MIN	-FIELD GOALS-			-3-POINT FG-			-FREE THROWS-			-REBOUNDS-			PF	DQ	STL	TO	BLK	PTS	AVG	
				FG	FGA	PCT	FG	FGA	PCT	FT	FTA	PCT	OFF	DEF	TOT								AST
JONES	63	58	2282	388	871	.445	90	238	.378	228	270	.844	75	217	292	171	183	5	110	135	58	1094	17.4
MASON	80	80	3254	460	954	.482	0	0	.000	370	474	.781	169	601	770	248	231	5	80	179	25	1290	16.1
GRANT	82	79	2771	484	1010	.479	0	1	.000	282	354	.797	217	501	718	101	293	5	60	170	71	1250	15.2
HARDAWAY	77	77	2613	408	1042	.392	189	517	.366	145	181	.801	26	178	204	483	155	1	90	189	6	1150	14.9
MOURNING	13	3	306	73	141	.518	0	1	.000	31	55	.564	35	66	101	12	24	0	4	28	31	177	13.6
BOWEN	82	72	2685	211	581	.363	103	307	.336	98	161	.609	45	200	245	132	269	8	83	74	53	623	7.6
CEBALLOS (TOT)	40	0	559	101	229	.441	22	73	.301	37	43	.860	34	72	106	20	61	0	16	32	7	261	6.5
CEBALLOS (MIA)	27	0	393	73	158	.462	11	33	.333	29	33	.879	27	53	80	13	42	0	10	23	4	186	6.9
CARTER	72	6	1630	195	480	.406	6	40	.150	65	103	.631	46	134	180	268	154	1	73	119	10	461	6.4
MAJERLE	53	19	1306	87	259	.336	57	181	.315	36	44	.818	20	146	166	88	98	0	53	35	15	267	5.0
HOUSE	50	0	550	104	247	.421	19	55	.345	24	35	.686	5	37	42	52	58	0	13	35	0	251	5.0
DAVIS	7	0	70	12	29	.414	1	1	1.000	7	8	.875	1	6	7	11	7	0	5	5	2	32	4.6
GREEN	82	1	1411	144	324	.444	0	6	.000	79	111	.712	107	206	313	39	119	0	30	45	8	367	4.5
MacLEAN	8	1	76	10	20	.500	2	2	1.000	9	12	.750	7	11	18	4	9	0	5	10	1	31	3.9
FULLER	10	0	77	10	35	.286	0	0	.000	8	8	1.000	7	11	18	1	10	0	3	3	2	28	2.8
CAUSWELL	31	14	384	32	85	.376	0	0	.000	12	25	.480	23	60	83	5	67	0	8	23	18	76	2.5
ROBINSON	6	0	72	3	22	.136	0	2	.000	0	0	.000	3	8	11	2	7	0	6	3	0	6	1.0
HEAT	82	—	19880	2694	6258	.430	478	1384	.345	1423	1874	.759	813	2435	3248	1630	1726	25	633	1122	304	7289	88.9
OPPONENTS	82	—	19880	2701	6261	.431	360	1087	.331	1339	1818	.737	914	2528	3442	1421	1824	23	598	1275	424	7101	86.6

DUNKS:

Miami-187 (Grant-70; Jones-36; Mourning-22; Bowen-16; Carter-10; Mason-10; Ceballos-7; Causwell-5; Green-5; Davis-2; Fuller-2; Majerle-1; Robinson-1)
Opponents-215

TECHNICAL FOULS:

Miami-82 (Mason-15; Riley-13; Hardaway-10; Grant-7; Bowen-3; Mourning-3; Carter-2; Causwell-2; Ceballos-1; Green-1; Jones-1; Van Gundy-1; Illegal Defense-22; Excessive timeouts-1)
Opponents-64 (Includes 18 for Illegal Defense and one for Delay of Game)

EJECTIONS:

Miami-2 (Hardaway-1; Riley-1)
Opponents-5

PLAYER	— SINGLE-GAME HIGHS —							— AVERAGE PER GAME —							— CAREER HIGHS (C=SET, T=TIED THIS SEASON) —						
	MIN	REB	AST	ST	TO	BLK	PTS	MIN	REB	AST	STL	TO	BLK	PTS	FG	FGA	FT	FTA	REB	AST	PTS
JONES	49	12	7	6	6	4	31	36.2	4.6	2.7	1.75	2.1	0.92	17.4	14	24	15	17	13	12	35
MASON	51	18	9	4	7	2	29	40.7	9.6	3.1	1.00	2.2	0.31	16.1	12T	21T	15	16C	22	12	31
GRANT	49	21	5	5	6	6	33	33.8	8.8	1.2	0.73	2.1	0.87	15.2	14	23C	14	17	24	6	34
HARDAWAY	44	7	12	4	6	1	26	33.9	2.6	6.3	1.17	2.5	0.08	14.9	17	33	15	19	11	22	45
MOURNING	33	16	3	1	4	5	25	23.5	7.8	0.9	0.31	2.2	2.38	13.6	19	34	17	24	22	7	50
BOWEN	46	8	5	6	4	4	20	32.7	3.0	1.6	1.01	0.9	0.65	7.6	7C	16C	6T	9	9	5T	20C
CEBALLOS (TOT)	26	12	4	2	3	1	21	14.0	2.7	0.5	0.40	0.8	0.17	6.5	21	31	17	20	17	7	50
CEBALLOS (MIA)	26	12	4	2	3	1	21	14.6	3.0	0.5	0.37	0.9	0.15	6.9							
CARTER	43	7	10	5	5	2	19	22.6	2.5	3.7	1.01	1.7	0.14	6.4	9T	15	7	8T	8	13	21
MAJERLE	42	8	5	4	3	3	13	24.6	3.1	1.7	1.00	0.7	0.28	5.0	15	27	14	15	15	13	37
HOUSE	35	5	8	2	4	0	23	11.0	0.8	1.0	0.26	0.7	0.00	5.0	10C	17C	3C	4C	5C	8C	23C
DAVIS	23	3	6	3	2	1	11	10.0	1.0	1.6	0.71	0.7	0.29	4.6	12	20	8	9	9	6C	32
GREEN	38	14	5	3	5	2	19	17.2	3.8	0.5	0.37	0.5	0.10	4.5	14	23	17	21	20	8	35
MacLEAN	22	5	1	2	5	1	16	9.5	2.3	0.5	0.63	1.3	0.13	3.9	14	27	13	16	15	7	38
FULLER	18	5	1	2	1	1	12	7.7	1.8	0.1	0.30	0.3	0.20	2.8	7	14	10	10	15	3	18
CAUSWELL	36	9	2	1	2	2	9	12.4	2.7	0.2	0.26	0.7	0.58	2.5	10	17	8	12	16	5	22
ROBINSON	20	3	1	2	2	0	2	12.0	1.8	0.3	1.00	0.5	0.00	1.0	1C	8C	0C	0C	3C	1C	2C
HEAT	265	53	33	15	23	10	114	242.4	39.6	19.9	7.72	13.7	3.71	88.9	56	113	47	61	69	39	141
OPPONENTS	265	56	31	14	29	10	104	242.4	42.0	17.3	7.29	15.5	5.17	86.6	59	115	42	57	64	42	148

1999-00 SEASON

RECORD: 52-30 (Atlantic Division Champions)
HOME: 33-8 **ROAD:** 19-22 **OVERTIME:** 4-1



Front Row (L-R): Anthony Carter, Voshon Lenard, Assistant Coach Keith Askins, Assistant Coach/Director of Scouting Jeff Bzdelik, Assistant Head Coach Stan Van Gundy, President and Head Coach Pat Riley, Assistant Coach Bob McAdoo, Assistant Coach/Director of Player Development Marc Iavaroni, Assistant Coach/Advancement Scout Erik Spoelstra, Dan Majerle, Tim Hardaway.

Back Row (L-R): Assistant Trainer/Assistant Strength & Conditioning Coach/Equipment Manager Jay Sabol, Trainer/Travel Coordinator Ron Culp, Tim James, Bruce Bowen, Harold Jamison, Otis Thorpe, P.J. Brown, Alonzo Mourning, Duane Causwell, Mark Strickland, Jamal Mashburn, Clarence Weatherspoon, Rodney Buford, Assistant Coach/Strength & Conditioning Bill Foran.

President and Head Coach: Pat Riley

Assistant Head Coach: Stan Van Gundy

Assistant Coaches: Bob McAdoo, Jeff Bzdelik, Marc Iavaroni, Erik Spoelstra, Keith Askins, Bill Foran

Team Captains: P.J. Brown, Alonzo Mourning, Otis Thorpe

CONFERENCE RECORDS

	Overall	Home	Road	Overtime
Eastern:	34-20	22-5	12-15	4-1
Western:	18-10	11-3	7-7	0-0

DIVISION RECORDS

	Overall	Home	Road	Overtime
Atlantic:	18-6	11-1	7-5	2-0
Central:	16-14	11-4	5-10	2-1
Midwest:	10-4	6-1	4-3	0-0
Pacific:	8-6	5-2	3-4	0-0

RECORDS BY MONTH

	Overall	Home	Road	Overtime
November:	11-3	7-1	4-2	1-0
December:	8-6	3-2	5-4	0-0
January:	8-7	5-3	3-4	1-1
February:	9-5	6-0	3-5	0-0
March:	9-5	6-1	3-4	1-0
April:	7-4	6-1	1-3	1-0

Playoff Results: Defeated Detroit in the First Round (3-0); Lost to New York in the Eastern Conference Semifinals (4-3)

NBA Honors: Alonzo Mourning, Defensive Player of the Year, All-Defensive First-Team, All-NBA Second-Team, All-Star Game, NBA Player of the Month (December), NBA Player of the Week (weeks ending: Dec. 13, 1999; Apr. 10, 2000)

Total Home Attendance: 707,325 (17,252 average); 15 sellouts

Miami Arena Attendance: 192,841 (14,834 average/15,200 capacity); 5 sellouts

AmericanAirlines Arena Attendance: 514,484 (18,374 average/19,600 capacity); 10 sellouts

1999-00 GAME BY GAME

DATE	OPPONENTS	SCORE	W/L	REC	STRK	ATTEND	HEAT HIGH SCORER	OPP. HIGH SCORER
1. 11/2	DETROIT	**128-122	W	1-0	+1	14,623	Hardaway32	Hill41
2. 11/4	@ Toronto	97-86	L	1-1	-1	16,389	Mourning18	Christie28
3. 11/5	@ Chicago	105-87	W	2-1	+1	21,972	Lenard22	Kukoc25
4. 11/9	INDIANA	113-101	W	3-1	+2	15,200	Mourning33	Rose17
5. 11/11	DALLAS	128-105	W	4-1	+3	14,683	Mashburn34	Nowitzki23
6. 11/12	@ Washington	104-95	W	5-1	+4	13,941	Mourning25	Murray15
7. 11/14	@ New York	94-88	W	6-1	+5	19,763	Mourning25	Camby22
8. 11/16	PORTLAND	101-96	L	6-2	-1	15,200	Mourning23	Wallace22
9. 11/17	@ Philadelphia	98-93	W	7-2	+1	15,671	Mourning27	Lynch26
10. 11/20	BOSTON	110-92	W	8-2	+2	15,200	Mashburn23	Walker18
11. 11/23	@ Atlanta	113-106	L	8-3	-1	11,279	Mourning26	Rider32
12. 11/24	ATLANTA	93-91	W	9-3	+1	14,554	Mourning23	Rider28
13. 11/27	WASHINGTON	89-86	W	10-3	+2	14,621	Mourning30	Richmond30
14. 11/29	SACRAMENTO	98-88	W	11-3	+3	14,723	Mashburn22	Webber18
15. 12/1	PHILADELPHIA	90-83	W	12-3	+4	14,513	Mourning28	Hill/McKie20
16. 12/3	@ Boston	96-84	L	12-4	-1	15,954	Lenard23	Pierce26
17. 12/6	@ L.A. Clippers	99-91	W	13-4	+1	10,194	Mourning25	Odom20
18. 12/7	@ Portland	86-76	W	14-4	+2	20,317	Mourning17	Anthony19
19. 12/10	@ Sacramento	107-97	W	15-4	+3	17,317	Mourning37	Webber26
20. 12/11	@ Seattle	92-88	L	15-5	-1	15,141	Mourning23	Payton26
21. 12/14	@ Golden State	102-97	L	15-6	-2	11,083	Mourning26	Mills23
22. 12/16	MILWAUKEE	96-95	L	15-7	-3	14,503	Lenard29	Allen28
23. 12/18	CHARLOTTE	106-89	L	15-8	-4	14,621	Mourning18	Jones24
24. 12/20	@ Dallas	92-89	W	16-8	+1	14,049	Brown25	Trent22
25. 12/22	UTAH	74-72	W	17-8	+2	15,200	Mourning17	Malone21
26. 12/26	@ Milwaukee	93-85	L	17-9	-1	15,075	Mourning25	Robinson30
27. 12/28	MINNESOTA	89-78	W	18-9	+1	15,200	Mourning30	Garrett16
28. 12/29	@ Orlando	109-106	W	19-9	+2	15,645	Mourning28	Abdul-Wahad/Gatling21
29. 1/2	ORLANDO	*111-103	W	20-9	+3	19,600	Lenard24	Abdul-Wahad22
30. 1/4	VANCOUVER	91-87	L	20-10	-1	19,035	Mashburn21	Bibby22
31. 1/6	HOUSTON	111-99	W	21-10	+1	19,600	Mourning28	Francis22
32. 1/8	NEW JERSEY	90-89	L	21-11	-1	19,036	Mourning23	Marbury20
33. 1/11	@ Minnesota	116-106	W	22-11	+1	15,121	Majerle33	Garrett35
34. 1/13	@ Utah	93-83	L	22-12	-1	19,543	Mourning27	Russell19
35. 1/14	@ Denver	92-87	W	23-12	+1	15,730	Mourning28	McDyess26
36. 1/16	@ Vancouver	94-83	W	24-12	+2	15,456	Mourning27	Dickerson23
37. 1/18	CHICAGO	*92-85	L	24-13	-1	19,344	Carter/Mourning20	Brand24
38. 1/21	ATLANTA	101-79	W	25-13	+1	19,600	Mashburn28	Jackson18
39. 1/23	@ Houston	101-88	L	25-14	-1	15,292	Mourning23	Bullard24
40. 1/25	BOSTON	115-89	W	26-14	+1	19,026	Lenard21	Walker28
41. 1/28	@ Toronto	108-93	L	26-15	-1	19,800	Mourning26	Carter23
42. 1/29	@ Indiana	94-84	L	26-16	-2	18,345	Mourning24	Miller30
43. 1/31	DETROIT	104-82	W	27-16	+1	19,128	Mashburn23	Stackhouse17
44. 2/2	@ Boston	105-103	W	28-16	+2	15,411	Mashburn/Mourning23	Walker35
45. 2/4	WASHINGTON	99-92	W	29-16	+3	19,231	Mourning32	Richmond21
46. 2/6	@ New York	94-80	L	29-17	-1	19,763	Hardaway23	Ewing/Houston25
47. 2/9	GOLDEN STATE	115-100	W	30-17	+1	16,133	Mashburn26	Blaylock/Jamison17
48. 2/15	L.A. CLIPPERS	107-88	W	31-17	+2	15,703	Mashburn26	Murdoch/Piatkowski15
49. 2/17	@ Chicago	83-76	L	31-18	-1	22,207	Mourning15	Brand26
50. 2/18	@ New Jersey	91-84	L	31-19	-2	16,494	Hardaway18	Van Horn19
51. 2/20	@ Charlotte	85-80	W	32-19	+1	21,359	Hardaway23	Jones18
52. 2/21	@ Detroit	95-87	L	33-19	-1	15,413	Mourning20	Hill26
53. 2/23	NEW JERSEY	99-85	W	33-20	+1	16,235	Mourning43	Kittles24
54. 2/25	CLEVELAND	87-82	W	34-20	+2	18,504	Mashburn18	Murray28
55. 2/26	@ Washington	98-88	W	35-20	+3	20,674	Mourning28	Murray20
56. 2/28	NEW YORK	85-76	W	36-20	+4	19,708	Mashburn24	Johnson20
57. 2/29	@ San Antonio	93-69	L	36-21	-1	18,629	Brown16	Robinson19
58. 3/2	SEATTLE	101-83	W	37-21	+1	18,859	Mashburn29	Patterson24
59. 3/5	@ L.A. Lakers	93-80	L	37-22	-1	18,997	Mourning21	Rice23
60. 3/6	@ Phoenix	101-92	L	37-23	-2	19,023	Mourning25	Hardaway28
61. 3/10	DENVER	96-88	W	38-23	+1	19,016	Mourning28	Clark28
62. 3/12	@ Indiana	105-96	W	39-23	+2	18,345	Mourning35	Miller26
63. 3/14	MILWAUKEE	108-104	W	40-23	+3	15,836	Mashburn28	Allen26
64. 3/16	PHILADELPHIA	92-77	W	41-23	+4	19,600	Mourning21	Ratliff26
65. 3/18	@ Cleveland	*92-90	W	42-23	+5	20,562	Mashburn29	Kemp22
66. 3/20	L.A. LAKERS	100-89	L	42-24	-1	20,075	Mourning33	O'Neal/Rice28
67. 3/21	@ Atlanta	82-77	L	42-25	-2	10,175	Mashburn20	Henderson/Jackson15
68. 3/24	@ Milwaukee	99-87	W	43-25	+1	17,597	Mourning24	Allen36
69. 3/26	@ Orlando	94-69	L	43-26	-1	13,505	Mourning14	Garrity20
70. 3/28	PHOENIX	81-78	W	44-26	+1	15,923	Hardaway/Mourning20	Rogers22
71. 3/30	CHICAGO	105-80	W	45-26	+2	15,886	Hardaway16	Brand17
72. 4/2	SAN ANTONIO	88-84	W	46-26	+3	19,600	Mashburn26	Robinson28
73. 4/4	CLEVELAND	111-85	W	47-26	+4	15,625	Mashburn17	Person14
74. 4/6	CHARLOTTE	76-70	W	48-26	+5	15,803	Mourning26	Mason14
75. 4/7	@ New Jersey	103-85	W	49-26	+6	16,039	Mashburn21	Gill/Perry18
76. 4/9	NEW YORK	*95-94	W	50-26	+7	19,600	Mourning33	Houston23
77. 4/10	@ Philadelphia	96-80	L	50-27	-1	20,374	Mashburn16	Iverson33
78. 4/12	@ Detroit	90-73	L	50-28	-2	17,388	Mashburn22	Stackhouse29
79. 4/14	INDIANA	105-101	L	50-29	-3	19,821	Mourning28	Miller26
80. 4/16	ORLANDO	95-84	W	51-29	+1	19,247	Mourning18	Armstrong16
81. 4/18	TORONTO	97-73	W	52-29	+2	19,710	Carter17	Carter17
82. 4/19	@ Charlotte	83-73	L	52-30	-1	18,838	Carter16	Jones/Mason14

(*Overtime **Double Overtime)

Management

Players

12/13 Review

Records

Playoffs

History

All-Time Roster

NBA/NBADL

Opponents

Media

FINAL 1999-00 STATISTICS (52-30)

Atlantic Division Champions

PLAYER	G	GS	MIN	-FIELD GOALS-			-3-POINT FG-			-FREE THROWS-			-REBOUNDS-			AST	PF	DQ	STL	TO	BLK	PTS	AVG
				FG	FGA	PCT	FG	FGA	PCT	FT	FTA	PCT	OFF	DEF	TOT								
MOURNING	79	78	2748	652	1184	.551	0	4	.000	414	582	.711	215	538	753	123	308	8	40	217	294	1718	21.7
MASHBURN	76	76	2828	515	1158	.445	112	278	.403	186	239	.778	64	317	381	298	215	3	79	180	14	1328	17.5
HARDAWAY	52	52	1672	246	638	.386	94	256	.367	110	133	.827	25	125	150	385	112	0	49	119	4	696	13.4
LENARD	53	13	1434	228	560	.407	89	228	.390	84	106	.792	37	116	153	136	127	2	41	80	15	629	11.9
BROWN	80	80	2302	322	671	.480	0	1	.000	120	159	.755	216	384	600	145	264	4	65	100	61	764	9.6
MAJERLE	69	69	2308	170	422	.403	110	304	.362	56	69	.812	27	306	333	206	156	1	89	62	17	506	7.3
WEATHERSPOON	78	2	1615	215	419	.513	0	0	.000	135	183	.738	128	321	449	93	165	1	51	100	49	565	7.2
CARTER	79	30	1859	201	509	.395	3	23	.130	93	124	.750	48	151	199	378	167	0	93	173	5	498	6.3
THORPE	51	1	777	125	243	.514	0	3	.000	29	48	.604	56	110	166	33	136	4	26	59	9	279	5.5
STRICKLAND	58	5	663	122	224	.545	0	0	.000	40	56	.714	44	96	140	22	68	0	15	24	18	284	4.9
BUFORD	34	0	386	62	151	.411	7	29	.241	16	22	.727	10	38	48	21	44	0	10	9	8	147	4.3
BOWEN (TOT)	69	2	878	72	194	.371	27	58	.466	25	43	.581	27	69	96	34	118	0	23	19	15	196	2.8
BOWEN (MIA)	27	2	567	46	121	.380	26	56	.464	19	31	.613	13	47	60	18	81	0	14	14	10	137	5.1
WALTERS	33	0	389	38	91	.418	5	20	.250	12	16	.750	8	28	36	65	44	0	6	29	0	93	2.8
JAMES	4	0	23	5	14	.357	0	0	.000	1	3	.333	3	1	4	2	1	0	0	2	3	11	2.8
CAUSWELL	25	2	185	20	37	.541	0	0	.000	26	38	.684	11	36	47	2	42	0	2	10	16	66	2.6
JAMISON	12	0	74	7	20	.350	0	0	.000	4	18	.222	16	5	21	4	17	0	2	4	1	18	1.5
HEAT	82	—	19830	2974	6462	.460	446	1202	.371	1345	1827	.736	921	2619	3540	1931	1947	23	582	1231	524	7739	94.4
OPPONENTS	82	—	19830	2782	6595	.422	408	1130	.361	1512	2022	.748	974	2341	3315	1582	1795	12	621	1150	364	7484	91.3

DUNKS:

Miami-354 (Mourning-169; Weatherspoon-54; Strickland-47; Brown-38; Thorpe-12; Buford-11; Mashburn-8; Carter-4; Causwell-4; Bowen-2; Jamison-2; Majerle-2; Lenard-1)
Opponents-217

TECHNICAL FOULS:

Miami-44 (Hardaway-4; Mourning-4; Riley-4; Mashburn-3; Walters-2; Carter-1; Causwell-1; Lenard-1; Strickland-1; Illegal Defense-23)
Opponents-46 (Includes 6 for Illegal Defense)

EJECTIONS:

Miami-1 (Carter)
Opponents-6

PLAYER	— SINGLE-GAME HIGHS —							— AVERAGE PER GAME —							— CAREER HIGHS (G=SET, T=TIED THIS SEASON) —						
	MIN	REB	AST	ST	TO	BLK	PTS	MIN	REB	AST	STL	TO	BLK	PTS	FG	FGA	FT	FTA	REB	AST	PTS
MOURNING	47	18	4	2	7	9	43	34.8	9.5	1.6	0.51	2.7	3.72	21.7	19	34	17C	24C	22	7	50
MASHBURN	50	11	10	5	7	1	34	37.2	5.0	3.9	1.04	2.4	0.18	17.5	19	37	15	18	13	10C	50
HARDAWAY	46	9	14	3	7	1	32	32.2	2.9	7.4	0.94	2.3	0.08	13.4	17	33	15	19	11	22	45
LENARD	42	9	7	3	5	2	29	27.1	2.9	2.6	0.77	1.5	0.28	11.9	13	21	9	10C	10	8	38
BROWN	41	15	5	3	6	4	25	28.8	7.5	1.8	0.81	1.3	0.76	9.6	13	18	9	10	20	8	30
MAJERLE	44	12	7	5	4	2	33	33.4	4.8	3.0	1.29	0.9	0.25	7.3	15	27	14	15	15	13	37
WEATHERSPOON	39	16	4	2	5	3	15	20.7	5.8	1.2	0.65	1.3	0.63	7.2	14	26	12	19	23	13	35
CARTER	45	8	13	4	5	1	21	23.5	2.5	4.8	1.18	2.2	0.06	6.3	9C	15C	7C	8C	8C	13C	21C
THORPE	25	10	2	3	3	2	17	15.2	3.3	0.6	0.51	1.2	0.18	5.5	15	27	14	19	26	11	40
STRICKLAND	23	9	3	3	2	2	13	11.4	2.4	0.4	0.26	0.4	0.31	4.9	11	18	6	8	13	4	23
BUFORD	26	6	5	3	2	2	17	11.4	1.4	0.6	0.29	0.3	0.24	4.3	8C	13C	4C	5C	6C	5C	17C
BOWEN (TOT)	37	6	3	3	3	2	16	12.7	1.4	0.5	0.33	0.3	0.22	2.8	6T	12	6	9	9	5	16T
BOWEN (MIA)	37	6	2	3	3	2	16	21.0	2.2	0.7	0.52	0.5	0.37	5.1							
WALTERS	28	3	8	1	3	0	10	11.8	1.1	2.0	0.18	0.9	0.00	2.8	11	17	8	8	9	12	27
JAMES	7	2	1	0	1	2	4	5.8	1.0	0.5	0.00	0.5	0.75	2.8	2C	5C	1C	2C	2C	1C	4C
CAUSWELL	22	6	1	1	2	3	13	7.4	1.9	0.1	0.08	0.4	0.64	2.6	10	17	8	12	16	5	22
JAMISON	17	8	1	1	2	1	6	6.2	1.8	0.3	0.17	0.3	0.08	1.5	3C	5C	2C	4C	8C	1C	6C
HEAT	290	66	38	17	25	15	128	241.8	43.2	23.5	7.10	15.0	6.39	94.4	56	113	47	61	69	39	141
OPPONENTS	290	63	33	14	25	14	122	241.8	40.4	19.3	7.57	14.0	4.44	91.3	59	115	42	57	64	42	148

1998-99 SEASON

RECORD: 33-17 (Atlantic Division Champions)
HOME: 18-7 **ROAD:** 15-10 **OVERTIME:** 1-0



Front Row (L-R): Voshon Lenard, Rex Walters, Trainer Ron Culp, Assistant Coach Jeff Bzdelik, Assistant Head Coach Stan Van Gundy, President and Head Coach Pat Riley, Assistant Coach Bob McAdoo, Assistant Coach Tony Fiorentino, Assistant Coach/Video Coordinator Erik Spoelstra, Terry Porter, Tim Hardaway.

Back Row (L-R): Assistant Trainer/Assistant Strength & Conditioning Coach/Equipment Manager Jay Sabol, Blue Edwards, Clarence Weatherspoon, Keith Askins, Terry Mills, Marty Conlon, Duane Causwell, Alonzo Mourning, P.J. Brown, Mark Strickland, Jamal Mashburn, Dan Majerle, Assistant Coach/Strength & Conditioning Bill Foran.

President and Head Coach: Pat Riley

Assistant Head Coach: Stan Van Gundy

Assistant Coaches: Bob McAdoo, Tony Fiorentino, Jeff Bzdelik, Erik Spoelstra, Bill Foran

Team Captains: Keith Askins, Tim Hardaway, Alonzo Mourning

CONFERENCE RECORDS

	Overall	Home	Road	Overtime
Eastern:	30-15	15-7	15-8	1-0
Western:	3-2	3-0	0-2	0-0

DIVISION RECORDS

	Overall	Home	Road	Overtime
Atlantic:	12-8	6-4	6-4	1-0
Central:	18-7	9-3	9-4	0-0
Midwest:	3-2	3-0	0-2	0-0
Pacific:	0-0	0-0	0-0	0-0

RECORDS BY MONTH

	Overall	Home	Road	Overtime
February:	9-4	4-2	5-2	0-0
March:	10-5	7-1	3-4	1-0
April:	12-6	5-3	7-3	0-0
May:	2-2	2-1	0-1	0-0

Playoff Results: Lost to New York in the First Round (3-2)

NBA Honors: P.J. Brown, All-Defensive Second Team; Tim Hardaway, All-NBA Second Team; Alonzo Mourning, All-NBA First Team, Defensive Player of the Year, All-Defensive First Team, NBA Player of the Week (week ending: Mar. 14, 1999)

Home Attendance: 378,813 (15,153 average/15,200 capacity); 21 sellouts

1998-99 GAME BY GAME

DATE	OPPONENTS	SCORE	W/L	REC	STRK	ATTEND	HEAT HIGH SCORER	OPP. HIGH SCORER
1. 2/5	DETROIT	95-81	L	0-1	-1	15,200	Mashburn.....19	Stackhouse.....24
2. 2/7	@ New York	83-79	W	1-1	+1	19,763	Mashburn.....23	Ewing.....24
3. 2/8	@ Charlotte	94-91	L	1-2	-1	18,044	Hardaway.....32	Reid.....19
4. 2/9	BOSTON	108-101	L	1-3	-2	15,200	Hardaway.....24	Walker.....31
5. 2/11	TORONTO	102-84	W	2-3	+1	14,832	Hardaway.....27	Christie.....20
6. 2/15	NEW JERSEY	95-72	W	3-3	+2	15,200	Mourning.....34	Van Horn.....19
7. 2/16	@ Indiana	89-78	W	4-3	+3	15,812	Brown.....22	Mullin.....16
8. 2/17	@ Detroit	91-80	W	5-3	+4	17,225	Hardaway.....29	Hill.....22
9. 2/20	HOUSTON	81-71	W	6-3	+5	15,200	Brown.....24	Harrington.....17
10. 2/23	@ Washington	96-80	W	7-3	+6	12,879	Mourning.....29	Richmond.....25
11. 2/24	@ Charlotte	91-83	W	8-3	+7	17,828	Mourning.....20	Phills.....20
12. 2/26	@ Detroit	95-93	L	8-4	-1	20,083	Mourning.....29	Hill.....22
13. 2/28	ORLANDO	84-78	W	9-4	+1	15,200	Mourning.....24	Anderson.....25
14. 3/2	NEW YORK	*85-84	W	10-4	+2	15,200	Mourning.....28	Ewing.....31
15. 3/4	DENVER	95-87	W	11-4	+3	14,834	Mourning.....27	Williams.....21
16. 3/5	@ Philadelphia	89-78	W	12-4	+4	19,949	Hardaway.....26	Iverson.....34
17. 3/7	@ Indiana	85-72	L	12-5	-1	16,703	Mourning.....17	Miller.....16
18. 3/8	PHILADELPHIA	91-89	W	13-5	+1	15,200	Porter.....20	Iverson.....28
19. 3/10	ATLANTA	88-78	W	14-5	+2	15,200	Hardaway.....21	Crawford.....14
20. 3/11	TORONTO	83-73	W	15-5	+3	14,911	Mourning.....23	Wallace.....20
21. 3/14	NEW JERSEY	102-76	W	16-5	+4	15,036	Mourning.....25	Marbury.....21
22. 3/16	WASHINGTON	94-85	W	17-5	+5	15,200	Hardaway.....24	Richmond.....22
23. 3/17	@ Atlanta	86-85	W	18-5	+6	16,117	Hardaway.....24	Smith.....22
24. 3/20	INDIANA	94-89	L	18-6	-1	15,200	Hardaway.....28	A. Davis/Mullin.....17
25. 3/23	@ Utah	84-81	L	18-7	-2	19,911	Hardaway.....30	Malone.....23
26. 3/24	@ Milwaukee	84-76	W	19-7	+1	17,126	Hardaway.....22	Robinson.....17
27. 3/26	@ Minnesota	100-93	L	19-8	-1	19,006	Mourning.....28	Garnett.....19
28. 3/28	@ Orlando	94-87	L	19-9	-2	17,248	Mourning.....24	Armstrong.....25
29. 4/1	PHILADELPHIA	88-84	L	19-10	-3	15,200	Mourning.....20	Geiger.....25
30. 4/3	@ New Jersey	88-77	L	19-11	-4	18,114	Mourning.....23	Van Horn.....27
31. 4/4	@ Washington	90-79	W	20-11	+1	14,951	Mourning.....24	Howard.....20
32. 4/6	@ Toronto	92-70	W	21-11	+2	19,209	Mourning.....20	McGrady.....12
33. 4/7	DALLAS	93-87	W	22-11	+3	15,200	Brown.....23	Trent.....27
34. 4/10	@ Chicago	82-49	W	23-11	+4	22,508	Hardaway.....22	David.....13
35. 4/11	MILWAUKEE	95-92	W	24-11	+5	15,200	Mashburn.....25	Allen.....25
36. 4/13	CHICAGO	90-74	W	25-11	+6	15,200	Mourning.....19	Kukoc.....25
37. 4/14	@ Milwaukee	98-86	L	25-12	-1	14,395	Mourning.....30	Allen.....31
38. 4/16	@ Boston	82-81	L	25-13	-2	18,624	Hardaway.....19	Walker.....29
39. 4/18	INDIANA	92-88	W	26-13	+1	15,200	Mourning.....24	A. Davis.....18
40. 4/19	@ Cleveland	94-87	W	27-13	+2	13,111	Mashburn.....23	Kemp.....32
41. 4/21	CLEVELAND	93-80	W	28-13	+3	15,200	Mashburn.....19	Ferry/Stack.....11
42. 4/22	@ Orlando	75-70	W	29-13	+4	17,248	Mourning.....18	Anderson.....14
43. 4/25	NEW YORK	82-80	L	29-14	-1	15,200	Mourning.....29	Johnson.....23
44. 4/26	@ Cleveland	90-65	W	30-14	+1	13,857	Mourning.....23	Anderson.....14
45. 4/27	@ New Jersey	95-76	W	31-14	+2	15,883	Mashburn.....16	Carr.....18
46. 4/29	BOSTON	107-96	L	31-15	-1	15,200	Weatherspoon.....19	Pierce.....31
47. 5/1	CHICAGO	101-86	L	31-16	-2	15,200	Hardaway.....20	Harper.....25
48. 5/2	CHARLOTTE	100-93	W	32-16	+1	15,200	Mashburn.....20	Jones.....23
49. 5/4	ATLANTA	93-79	W	33-16	+2	15,200	Mashburn.....18	Smith.....21
50. 5/5	@ New York	106-88	L	33-17	-1	19,763	Brown.....18	Camby.....22

(* Overtime)

FINAL 1998-99 STATISTICS (33-17)

Atlantic Division Champions

PLAYER	G	GS	MIN	-FIELD GOALS-			-3-POINT FG-			-FREE THROWS-			-REBOUNDS-			AST	PF	DQ	STL	TO	BLK	PTS	AVG
				FG	FGA	PCT	FG	FGA	PCT	FT	FTA	PCT	OFF	DEF	TOT								
MOURNING	46	46	1753	324	634	.511	0	2	.000	276	423	.652	166	341	507	74	161	1	34	139	180	924	20.1
HARDAWAY	48	48	1772	301	752	.400	112	311	.360	121	149	.812	15	137	152	352	102	1	57	131	6	835	17.4
MASHBURN	24	23	855	134	297	.451	13	30	.433	75	104	.721	24	122	146	75	58	0	20	60	3	356	14.8
BROWN	50	50	1611	229	477	.480	0	0	.000	113	146	.774	115	231	346	66	166	2	46	69	48	571	11.4
PORTER	50	1	1365	172	370	.465	58	141	.411	123	148	.831	13	127	140	146	97	0	48	74	11	525	10.5
MILLS	1	0	29	3	8	.375	2	4	.500	1	2	.500	3	1	4	0	3	0	1	3	0	9	9.0
WEATHERSPOON	49	3	1040	141	264	.534	0	0	.000	115	143	.804	72	171	243	34	107	0	28	61	17	397	8.1
MAJERLE	48	48	1624	118	298	.396	68	203	.335	33	46	.717	21	187	208	150	100	0	38	55	7	337	7.0
LENARD	12	2	190	31	79	.392	12	35	.343	8	11	.727	4	12	16	10	18	0	3	7	1	82	6.8
STRICKLAND	32	1	357	50	101	.495	0	1	.000	19	26	.731	26	52	78	9	28	0	7	13	8	119	3.7
EDWARDS	24	0	283	32	72	.444	4	10	.400	9	13	.692	7	26	33	30	23	0	17	21	5	77	3.2
WALTERS	33	13	506	35	95	.368	12	38	.316	19	23	.826	10	40	50	58	63	0	10	32	3	101	3.1
CAUSWELL	19	1	137	20	35	.571	0	0	.000	4	12	.333	14	21	35	2	32	1	0	18	11	44	2.3
DAVIS	4	1	35	2	6	.333	0	0	.000	5	6	.833	2	5	7	1	12	1	1	7	0	9	2.3
ASKINS	33	13	415	20	62	.323	8	29	.276	5	8	.625	10	34	44	10	58	0	17	13	3	53	1.6
CONLON	7	0	35	3	13	.231	0	0	.000	2	2	1.000	1	4	5	1	6	0	0	3	1	8	1.1
WATSON	3	0	18	1	2	.500	0	0	.000	0	0	.000	0	1	1	1	1	0	0	1	0	2	0.7
HEAT	50	—	12025	1616	3565	.453	289	804	.359	928	1262	.735	503	1512	2015	1019	1035	6	327	744	304	4449	89.0
OPPONENTS	50	—	12025	1565	3805	.411	211	606	.348	860	1167	.737	619	1342	1961	853	1102	9	387	677	188	4201	84.0

DUNKS:

Miami-174 (Mourning-88; Weatherspoon-26; Brown-24; Strickland-21; Causwell-7; Mashburn-5; Edwards-2; Majerle-1)
Opponents-104

TECHNICAL FOULS:

Miami-26 (Hardaway-5; Mourning-5; Riley-2; Askins-1; Brown-1; Davis-1; Edwards-1; Mashburn-1; Illegal Defense-9)
Opponents-32 (Includes 8 for Illegal Defense)

EJECTIONS:

Miami-1 (Askins)
Opponents-4

	— SINGLE-GAME HIGHS —							— AVERAGE PER GAME —							— CAREER HIGHS (G=SET, T=TIED THIS SEASON) —						
PLAYER	MIN	REB	AST	ST	TO	BLK	PTS	MIN	REB	AST	STL	TO	BLK	PTS	FG	FGA	FT	FTA	REB	AST	PTS
MOURNING	46	21	6	3	8	9	34	38.1	11.0	1.6	0.74	3.0	3.91	20.1	19	34	16	20	22	7	50
HARDAWAY	44	7	11	4	9	1	32	36.9	3.2	7.3	1.19	2.7	0.13	17.4	17	33	15	19	11	22	45
MASHBURN	48	12	7	4	8	2	25	35.6	6.1	3.1	0.83	2.5	0.13	14.8	19	37	15	18	13	9	50
BROWN	42	15	4	3	4	5	24	32.2	6.9	1.3	0.92	1.4	0.96	11.4	13	18	9C	10T	20	8	30
PORTER	41	8	10	5	4	1	21	27.3	2.8	2.9	0.96	1.5	0.22	10.5	15	26	14	16	13	19	40
MILLS	29	4	0	1	3	0	9	29.0	4.0	0.0	1.00	3.0	0.00	9.0	16	28	11	13	19	9	41
WEATHERSPOON	37	11	5	3	3	2	22	21.2	5.0	0.7	0.57	1.2	0.35	8.1	14	26	12	19	23	13	35
MAJERLE	44	10	8	3	5	2	22	33.8	4.3	3.1	0.79	1.1	0.15	7.0	15	27	14	15	15	13	37
LENARD	36	5	2	2	2	1	14	15.8	1.3	0.8	0.25	0.6	0.08	6.8	13	21	9	9	10	8	38
STRICKLAND	30	8	3	2	2	3	13	11.2	2.4	0.3	0.22	0.4	0.25	3.7	11	18	6	8	13	4	23
EDWARDS	31	5	4	4	5	1	12	11.8	1.4	1.3	0.71	0.9	0.21	3.2	14	23	11	12	13	11	36
WALTERS	46	5	9	3	6	2	9	15.3	1.5	1.8	0.30	1.0	0.09	3.1	11	17	8	8	9	12	27
CAUSWELL	26	5	1	0	5	3	10	7.2	1.8	0.1	0.00	0.9	0.58	2.3	10	17	8	12	16	5	22
DAVIS	14	5	1	1	4	0	6	8.8	1.8	0.3	0.25	1.8	0.00	2.3	13	25	10	11	12	7	27
ASKINS	25	6	5	3	2	1	6	12.6	1.3	0.3	0.52	0.4	0.09	1.6	8	15	6	6	16	7	21
CONLON	13	3	1	0	1	1	4	5.0	0.7	0.1	0.00	0.4	0.14	1.1	10	16	8	13	14	8	22
WATSON	14	1	1	0	1	0	2	6.0	0.3	0.3	0.00	0.3	0.00	0.7	6	9	4	4	6	6	14
HEAT	265	54	26	14	24	15	102	240.5	40.3	20.4	6.54	14.9	6.08	89.0	56	113	47	61	69	39	141
OPPONENTS	265	61	27	16	22	10	108	240.5	39.2	17.1	7.74	13.5	3.76	84.0	59	115	42	57	64	42	148

1997-98 SEASON

RECORD: 55-27 (Atlantic Division Champions)

HOME: 30-11

ROAD: 25-16

OVERTIME: 1-2



Front Row (L-R): Eric Murdock, Rex Walters, Strength & Conditioning Coach Bill Foran, Assistant Coach Jeff Bzdelik, Assistant Head Coach Stan Van Gundy, President and Head Coach Pat Riley, Assistant Coach Bob McAdoo, Assistant Coach Tony Fiorentino, Trainer Ron Culp, Voshon Lenard, Tim Hardaway.

Back Row (L-R): Assistant Trainer/Assistant Strength & Conditioning Coach/Equipment Manager Jay Sabol, Brent Barry, Antonio Lang, Keith Askins, Terry Mills, Marty Conlon, Duane Causwell, Alonzo Mourning, P.J. Brown, Mark Strickland, Jamal Mashburn, Dan Majerle, Assistant Coach/Video Coordinator Erik Spoelstra.

President and Head Coach: Pat Riley

Assistant Head Coach: Stan Van Gundy

Assistant Coaches: Bob McAdoo, Tony Fiorentino, Jeff Bzdelik, Erik Spoelstra

Team Captains: Keith Askins, Alonzo Mourning

CONFERENCE RECORDS

	Overall	Home	Road	Overtime
Eastern:	36-18	20-7	16-11	1-1
Western:	19-9	10-4	9-5	0-1

DIVISION RECORDS

	Overall	Home	Road	Overtime
Atlantic:	18-6	10-2	8-4	0-0
Central:	18-12	10-5	8-7	1-1
Midwest:	10-4	5-2	5-2	0-0
Pacific:	9-5	5-2	4-3	0-1

RECORDS BY MONTH

	Overall	Home	Road	Overtime
October:	1-0	1-0	0-0	0-0
November:	9-5	6-2	3-3	0-0
December:	10-4	5-1	5-3	0-0
January:	7-7	4-3	3-4	0-1
February:	13-2	4-1	9-1	0-0
March:	12-3	8-2	4-1	0-1
April:	3-6	2-2	1-4	1-0

Playoff Results: Lost to New York in the First Round (3-2)

NBA Honors: Tim Hardaway, All-NBA Second Team, All-Star Game; Alonzo Mourning, NBA Player of the Week (week ending: Mar. 29, 1998); Pat Riley, Coach of the Month (February)

Home Attendance: 614,861 (14,997 average/15,200 capacity); 24 sellouts

1997-98 GAME BY GAME

	DATE	OPPONENTS	SCORE	W/L	REC	STRK	ATTEND	HEAT HIGH SCORER	OPP. HIGH SCORER
1.	10/31	TORONTO	114-101	W	1-0	+1	14,795	Mashburn.....22	Christie/Williams.....18
2.	11/1	@ Washington	109-108	W	2-0	+2	18,281	Hardaway.....26	Webber.....30
3.	11/3	CHARLOTTE	112-99	L	2-1	-1	14,587	Mashburn.....18	Rice.....28
4.	11/5	@ Boston	90-74	W	3-1	+1	16,210	Mashburn.....32	Walker.....20
5.	11/7	@ New Jersey	99-87	L	3-2	-1	18,231	Austin.....21	Gatting.....24
6.	11/8	WASHINGTON	114-106	W	4-2	+1	14,859	Hardaway.....25	Webber.....34
7.	11/11	SACRAMENTO	101-82	W	5-2	+2	14,603	Austin.....24	Richmond.....17
8.	11/14	@ Indiana	82-78	L	5-3	-1	13,794	Brown.....21	Miller.....21
9.	11/15	DENVER	96-93	W	6-3	+1	14,893	Hardaway.....26	L. Ellis.....20
10.	11/19	L.A. CLIPPERS	122-113	W	7-3	+2	14,311	Hardaway.....23	Murray.....32
11.	11/21	@ Charlotte	119-102	L	7-4	-1	24,042	Hardaway.....23	Rice.....26
12.	11/22	TORONTO	108-104	W	8-4	+1	14,381	Austin.....33	Wallace.....28
13.	11/25	L.A. LAKERS	103-86	W	9-4	+2	15,200	Hardaway/Mashburn.....22	Van Exel.....21
14.	11/26	@ Orlando	84-60	W	10-4	+3	17,248	Mashburn.....19	Hardaway.....19
15.	11/29	MILWAUKEE	93-87	L	10-5	-1	14,897	Austin.....26	Allen.....24
16.	12/3	PHILADELPHIA	91-90	W	11-5	+1	14,312	Austin.....28	Iverson.....21
17.	12/5	BOSTON	117-97	W	12-5	+2	14,937	Strickland.....20	Walker.....26
18.	12/8	NEW JERSEY	105-97	W	13-5	+3	14,387	Hardaway.....23	Cassell.....19
19.	12/9	@ Atlanta	97-81	W	14-5	+4	9,156	Lenard.....22	Lattner.....22
20.	12/12	@ Indiana	104-89	L	14-6	-1	14,159	Hardaway.....28	Smits.....29
21.	12/13	@ Milwaukee	87-84	W	15-6	+1	15,803	Austin.....22	Robinson.....28
22.	12/16	UTAH	103-95	L	15-7	-1	15,200	Hardaway.....21	Malone.....29
23.	12/17	@ Washington	88-74	L	15-8	-2	19,411	Mourning.....24	Strickland.....21
24.	12/19	@ Philadelphia	91-84	W	16-8	+1	15,489	Hardaway.....22	Ratiff/Thomas.....17
25.	12/20	ATLANTA	99-92	W	17-8	+2	15,200	Mourning.....21	Smith.....23
26.	12/23	@ Chicago	90-80	L	17-9	-1	24,182	Mashburn.....20	Jordan.....24
27.	12/26	@ Detroit	88-74	W	18-9	+1	22,076	Hardaway/Lenard.....15	B. Williams.....20
28.	12/28	INDIANA	101-90	W	19-9	+2	15,200	Mourning.....22	Miller.....19
29.	12/30	@ Cleveland	90-78	W	20-9	+3	18,962	Hardaway.....29	Kemp.....15
30.	1/2	@ Charlotte	*99-88	L	20-10	-1	24,042	Hardaway.....23	Rice.....42
31.	1/3	SAN ANTONIO	84-77	W	21-11	-2	15,200	Mourning.....18	Robinson.....27
32.	1/7	CHICAGO	99-72	W	21-11	+1	15,200	Mashburn.....18	Jordan.....26
33.	1/9	@ Denver	98-79	W	22-11	+2	9,719	Mourning.....25	L. Ellis.....19
34.	1/11	@ Vancouver	96-90	W	23-11	+3	15,186	Hardaway.....25	Abdur-Rahim.....26
35.	1/13	@ Portland	76-68	W	24-11	+4	19,759	Mashburn.....18	Wallace.....17
36.	1/15	@ Seattle	103-85	L	24-12	-1	17,072	Mourning.....17	Payton.....20
37.	1/17	@ L.A. Lakers	108-99	W	24-13	-2	17,505	Lenard.....28	O'Neal.....24
38.	1/18	@ Phoenix	96-87	L	24-14	-3	19,023	Mashburn.....25	McDyess.....20
39.	1/21	PHILADELPHIA	92-87	W	25-14	+1	15,200	Lenard.....26	Coleman.....22
40.	1/23	ORLANDO	102-90	W	26-14	+2	15,200	Hardaway.....27	Strong.....24
41.	1/26	CLEVELAND	94-93	L	26-15	-1	14,891	Hardaway.....33	Ilgauskas.....23
42.	1/28	NEW YORK	86-82	W	27-15	+1	15,200	Hardaway.....27	Houston.....27
43.	1/30	PHOENIX	74-71	L	27-16	-1	15,200	Hardaway.....19	Robinson.....23
44.	2/1	@ New York	89-83	L	27-17	-2	19,763	Mashburn/Mourning.....22	Johnson.....35
45.	2/2	ATLANTA	90-83	W	28-17	+1	14,723	Mourning.....22	Blaylock.....20
46.	2/4	@ Philadelphia	98-84	W	29-17	+2	14,497	Mourning.....19	Coleman/Iverson.....18
47.	2/5	@ Milwaukee	91-87	W	30-17	+3	15,788	Mashburn.....25	Allen/Robinson.....25
48.	2/10	@ Cleveland	91-81	W	31-17	+4	16,101	Mashburn.....21	Henderson.....18
49.	2/11	INDIANA	110-101	W	31-18	+1	14,986	Hardaway.....32	Miller.....30
50.	2/13	DETROIT	100-86	W	32-18	+1	15,200	Mourning.....39	Hill.....22
51.	2/15	@ Toronto	116-95	W	33-18	+2	16,888	Mourning.....31	Wallace.....27
52.	2/17	MINNESOTA	110-84	W	34-18	+3	15,200	Lenard.....26	Garnett.....14
53.	2/19	@ L.A. Clippers	89-80	W	35-18	+4	13,157	Mourning.....28	Taylor.....17
54.	2/20	@ Sacramento	91-77	W	36-18	+5	17,317	Mourning.....26	Richmond.....22
55.	2/22	@ Golden State	90-82	W	37-18	+6	14,862	Hardaway.....24	Marshall.....28
56.	2/24	@ Utah	104-102	W	38-18	+7	19,911	Lenard/Mourning.....20	Malone.....26
57.	2/26	DALLAS	91-72	W	39-18	+8	15,200	Hardaway.....20	Finley.....31
58.	2/28	@ New Jersey	95-93	W	40-18	+9	20,049	Mourning.....28	Gill.....22
59.	3/1	NEW JERSEY	85-84	W	41-18	+10	15,200	Lenard.....27	Van Horn.....22
60.	3/3	SEATTLE	*97-91	L	41-19	-1	15,200	Hardaway/Mourning.....20	Hawkins/Schrempf.....18
61.	3/5	@ Houston	117-93	W	42-19	+1	16,285	Hardaway.....25	Barkley.....18
62.	3/7	@ Dallas	94-88	W	43-19	+2	16,907	Hardaway.....27	Finley.....24
63.	3/10	@ Chicago	106-91	L	43-20	-1	24,102	Mourning.....21	Jordan.....37
64.	3/12	CLEVELAND	97-74	W	44-20	+1	15,063	Mourning/Strickland.....13	Anderson.....16
65.	3/15	@ Orlando	79-76	W	45-20	+2	17,248	Hardaway.....22	Anderson.....30
66.	3/16	DETROIT	104-90	L	45-21	-1	14,783	Mourning.....26	Hill.....26
67.	3/18	VANCOUVER	94-91	W	46-21	+1	14,653	Mourning.....26	Abdur-Rahim.....21
68.	3/20	GOLDEN STATE	93-87	W	47-21	+2	15,200	Mourning.....25	Caffey.....20
69.	3/22	PORTLAND	112-80	W	48-21	+3	15,200	Strickland.....23	Rider.....23
70.	3/25	@ Boston	105-91	W	49-21	+4	18,624	Mourning.....26	Walker.....29
71.	3/27	MILWAUKEE	102-77	W	50-21	+5	15,200	Mourning.....34	Gilliam.....14
72.	3/29	HOUSTON	109-77	W	51-21	+6	15,200	Majere.....22	Ellie.....18
73.	3/31	BOSTON	121-95	W	52-21	+7	15,200	Lenard.....26	Walker.....19
74.	4/2	@ San Antonio	103-89	L	52-22	-1	14,833	Hardaway.....21	Duncan.....22
75.	4/4	CHARLOTTE	101-88	W	53-22	+1	15,200	Hardaway.....29	Davac.....18
76.	4/7	@ Minnesota	92-89	L	53-23	-1	17,978	Mourning.....28	Garnett.....27
77.	4/8	@ New York	83-80	L	53-24	-2	19,763	Mourning.....26	Houston.....29
78.	4/10	@ Toronto	*111-105	W	54-24	+1	16,111	Hardaway.....28	Christie.....26
79.	4/12	NEW YORK	82-81	W	55-24	+2	15,200	Mourning.....22	Houston.....21
80.	4/15	ORLANDO	99-87	L	55-25	-1	15,200	Hardaway.....22	Anderson.....24
81.	4/17	WASHINGTON	97-89	L	55-26	-2	15,200	Mourning.....20	Howard.....22
82.	4/19	@ Atlanta	101-89	L	55-27	-3	20,980	Lenard.....18	Smith.....30

(* Overtime)

Management

Players

12/13 Review

Records

Playoffs

History

All-Time Roster

NBA/IBADL

Opponents

Media

FINAL 1997-98 STATISTICS (55-27)

Atlantic Division Champions

PLAYER	G	GS	MIN	-FIELD GOALS-			-3-POINT FG-			-FREE THROWS-			-REBOUNDS-			AST	PF	DQ	STL	TO	BLK	PTS	AVG
				FG	FGA	PCT	FG	FGA	PCT	FT	FTA	PCT	OFF	DEF	TOT								
MOURNING	58	56	1939	403	732	.551	0	0	.000	309	465	.665	193	365	558	52	208	4	40	179	130	1115	19.2
HARDAWAY	81	81	3031	558	1296	.431	155	442	.351	257	329	.781	48	251	299	672	200	2	136	224	16	1528	18.9
MASHBURN	48	48	1729	251	577	.435	37	122	.303	184	231	.797	72	164	236	132	137	1	43	108	14	723	15.1
AUSTIN	52	25	1371	252	532	.474	0	3	.000	155	228	.680	119	211	330	87	162	5	43	117	34	659	12.7
LENARD	81	81	2621	363	854	.425	153	378	.405	141	179	.788	72	220	292	180	219	0	58	99	16	1020	12.6
BARRY (TOT)	58	36	1600	213	506	.421	90	229	.393	115	134	.858	29	142	171	153	118	0	64	104	27	631	10.9
BARRY (MIA)	17	0	259	23	62	.371	12	34	.353	12	12	1.000	2	26	28	21	30	0	14	9	4	70	4.1
BROWN	74	74	2362	278	590	.471	0	0	.000	151	197	.766	235	400	635	103	264	9	66	97	98	707	9.6
MAJERLE	72	22	1928	184	439	.419	111	295	.376	40	51	.784	48	220	268	157	139	2	68	65	15	519	7.2
STRICKLAND	51	8	847	145	269	.539	0	1	.000	59	82	.720	80	133	213	26	87	0	18	47	34	349	6.8
MURDOCK	82	1	1395	177	419	.422	28	91	.308	125	156	.801	39	117	156	219	173	1	103	104	13	507	6.2
DAY	5	0	69	11	31	.355	2	12	.167	6	9	.667	4	2	6	7	10	0	7	3	0	30	6.0
CONLON	18	0	209	28	62	.452	0	0	.000	32	44	.727	16	30	46	12	27	0	9	11	5	88	4.9
MILLS	50	0	782	81	206	.393	25	81	.309	25	33	.758	34	118	152	39	129	1	19	45	9	212	4.2
ASKINS	46	12	681	39	122	.320	21	74	.284	12	19	.632	28	73	101	29	107	3	27	26	12	111	2.4
CAUSWELL	37	2	363	37	89	.416	0	0	.000	15	26	.577	29	70	99	5	73	0	7	18	27	89	2.4
WALTERS (TOT)	38	0	235	24	53	.453	6	22	.273	26	28	.929	5	19	24	35	28	0	8	27	1	80	2.1
WALTERS (MIA)	19	0	108	13	24	.542	3	8	.375	9	11	.818	2	13	15	14	11	0	3	10	1	38	2.0
LANG	6	0	29	3	5	.600	0	0	.000	6	8	.750	2	3	5	1	3	0	2	4	0	12	2.0
SMITH	11	0	32	4	18	.222	1	3	.333	1	2	.500	5	3	8	2	3	0	2	6	1	10	0.9
HEAT	82	—	19755	2850	6327	.450	548	1544	.355	1539	2082	.739	1028	2419	3447	1758	1982	28	665	1226	429	7787	95.0
OPPONENTS	82	—	19755	2723	6355	.428	305	921	.331	1632	2195	.744	1058	2232	3290	1630	1851	18	637	1214	370	7383	90.0

TECHNICAL FOULS:

Miami-81 (Mourning-11; Hardaway-9; Austin-5; Brown-5; Majerle-4; Lenard-3; Riley-3; Murdock-2; Strickland-2; Askins-1; Conlon-1; Walters-1; Illegal Defense-34)

Opponents-58 (Includes 9 for Illegal Defense)

EJECTIONS:

Miami-3 (Askins-1; Austin-1; Hardaway-1)

Opponents-2

PLAYER	— SINGLE-GAME HIGHS —							— AVERAGE PER GAME —							— CAREER HIGHS (C=SET, T=TIED THIS SEASON) —						
	MIN	REB	AST	ST	TO	BLK	PTS	MIN	REB	AST	STL	TO	BLK	PTS	FG	FGA	FT	FTA	REB	AST	PTS
MOURNING	48	18	4	4	7	7	39	33.4	9.6	0.9	0.69	3.1	2.24	19.2	19	34	16	20	22	7	50
HARDAWAY	51	11	15	8	5	2	33	37.4	3.7	8.3	1.68	2.8	0.20	18.9	17	33	15	19	11T	22	45
MASHBURN	48	11	7	4	6	3	32	36.0	4.9	2.8	0.90	2.3	0.29	15.1	12C	29C	9T	18	22C	6T	33C
AUSTIN	43	22	6	5	8	4	33	26.4	6.3	1.7	0.83	2.3	0.65	12.7	19	37	15C	13	13	9	50
LENARD	46	10	7	3	4	2	28	32.4	3.6	2.2	0.72	1.2	0.20	12.6	13	21C	9C	9C	10C	8	38
BARRY (TOT)	45	9	9	6	6	2	26	27.6	2.9	2.6	1.10	1.8	0.47	10.9	10C	20C	9	11	9C	11	30
BARRY (MIA)	25	4	3	3	3	2	10	15.2	1.6	1.2	0.82	0.5	0.24	4.1							
BROWN	45	20	5	4	6	5	21	31.9	8.6	1.4	0.89	1.3	1.32	9.6	13	18T	8T	10	20C	8	30
MAJERLE	43	10	7	5	4	2	22	26.8	3.7	2.2	0.94	0.9	0.21	7.2	15	27	14	15	15	13	37
STRICKLAND	40	13	4	2	4	4	23	16.6	4.2	0.5	0.35	0.9	0.67	6.8	11C	18C	6C	8C	13C	4C	23C
MURDOCK	35	7	11	6	5	2	17	17.0	1.9	2.7	1.26	1.3	0.16	6.2	12	23	12	14	15	17	32
DAY	21	2	3	3	2	0	13	13.8	1.2	1.4	1.40	0.6	0.00	6.0	13	29	14	18	11	6	41
CONLON	27	7	2	3	2	2	11	11.6	2.6	0.7	0.50	0.6	0.28	4.9	10	16	8	13	14	8	22
MILLS	28	10	3	2	3	1	20	15.6	3.0	0.8	0.38	0.9	0.18	4.2	16	28	11	13	19	9	41
ASKINS	33	6	2	3	3	2	10	14.8	2.2	0.6	0.59	0.6	0.26	2.4	8	15	6	6	16	7	21
CAUSWELL	34	14	1	2	3	4	15	9.8	2.7	0.1	0.19	0.5	0.73	2.4	10	17	8	12	16	5	22
WALTERS (TOT)	18	3	5	2	3	1	11	6.2	0.6	0.9	0.21	0.7	0.03	2.1	11	17	8C	8T	9	12	27
WALTERS (MIA)	18	3	4	1	3	1	9	5.7	0.8	0.7	0.16	0.5	0.05	2.0							
LANG	11	2	1	1	1	0	6	4.8	0.8	0.2	0.33	0.7	0.00	2.0	7	10	4	5	8	4	14
SMITH	7	2	1	1	1	1	3	2.9	0.7	0.2	0.18	0.5	0.09	0.9	6	12	3	5	4	3	16
HEAT	265	59	35	16	27	13	122	240.9	42.0	21.4	8.11	15.0	5.23	95.0	56	113	47	61	69	39	141
OPPONENTS	265	53	34	16	25	13	119	240.9	40.1	19.9	7.77	14.8	4.51	90.0	59	115	42	57	64	42	148

1996-97 SEASON

RECORD: 61-21 (Atlantic Division Champions)
HOME: 29-12 **ROAD:** 32-9 **OVERTIME:** 3-1



Front Row (L-R): John Crotty, Gary Grant, Strength and Conditioning Coach Bill Foran, Assistant Coach Tony Fiorentino, Assistant Coach Scotty Robertson, President and Head Coach Pat Riley, Assistant Coach Stan Van Gundy, Assistant Coach Bob McAdoo, Trainer Ron Culp, Voshon Lenard, Tim Hardaway.

Back Row (L-R): Assistant Trainer/Assistant Strength and Conditioning Coach/Equipment Manager Jay Sabol, Bruce Bowen, Dan Majerle, Keith Askins, Isaac Austin, P.J. Brown, Matt Fish, Alonzo Mourning, Ed Pinckney, Mark Strickland, Jamal Mashburn, Willie Anderson, Video Coordinator Erik Spoelstra.

Not Pictured: Assistant Coach Jeff Bzdelik.

President and Head Coach: Pat Riley

Assistant Coaches: Scotty Robertson, Bob McAdoo, Stan Van Gundy, Jeff Bzdelik, Tony Fiorentino

Team Captains: Keith Askins, Alonzo Mourning

CONFERENCE RECORDS

	Overall	Home	Road	Overtime
Eastern:	40-14	19-8	21-6	1-0
Western:	21-7	10-4	11-3	2-1

DIVISION RECORDS

	Overall	Home	Road	Overtime
Atlantic:	16-8	6-6	10-2	1-0
Central:	24-6	13-2	11-4	0-0
Midwest:	11-3	5-2	6-1	0-1
Pacific:	10-4	5-2	5-2	2-0

RECORDS BY MONTH

	Overall	Home	Road	Overtime
November:	12-4	4-2	8-2	1-0
December:	11-3	3-3	8-0	0-1
January:	9-5	5-1	4-4	0-0
February:	10-3	6-2	4-1	0-0
March:	11-3	7-1	4-2	2-0
April:	8-3	4-3	4-0	0-0

Playoff Results: Defeated Orlando in the First Round (3-2); Defeated New York in the Eastern Conference Semifinals (4-3); Lost to Chicago in the Eastern Conference Finals (4-1)

NBA Honors: Isaac Austin, NBA Most Improved Player Award; P.J. Brown, NBA All-Defensive Second Team, J. Walter Kennedy Citizenship Award (NBA Citizenship Award); Tim Hardaway, All-Star Game, All-NBA First Team, NBA Player of the Week (week ending: Dec. 30, 1996); Alonzo Mourning, All-Star Game, NBA Player of the Week (week ending: Feb. 17, 1997); Pat Riley, NBA Coach of the Year, NBA Coach of the Month (December)

Home Attendance: 615,160 (15,004 average/15,200 capacity); 21 sellouts

1996-97 GAME BY GAME

	DATE	OPPONENTS	SCORE	W/L	REC	STRK	ATTEND	HEAT HIGH SCORER	OPP. HIGH SCORER
1.	11/1	ATLANTA	94-81	W	1-0	+1	15,113	Mourning.....26	Laettner.....31
2.	11/2	@ Indiana	97-95	W	2-0	+2	15,948	Mourning.....27	Miller.....34
3.	11/6	MILWAUKEE	106-100	L	2-1	-1	15,200	Mourning.....33	Jordan.....50
4.	11/8	CHICAGO	101-89	W	3-1	+1	15,200	Mourning.....23	Baker.....27
5.	11/9	@ Dallas	91-84	W	4-1	+2	15,021	Hardaway/Majerle.....19	Mashburn.....19
6.	11/12	CHARLOTTE	105-97	W	5-1	+3	14,393	Hardaway.....22	Rice.....26
7.	11/13	@ Chicago	103-71	L	5-2	-1	23,889	Mourning.....20	Jordan.....28
8.	11/15	@ Atlanta	85-77	L	5-3	-2	16,378	Hardaway.....23	Corbin.....22
9.	11/16	PHILADELPHIA	91-89	L	5-4	-3	15,200	Hardaway.....23	Stackhouse.....33
10.	11/19	@ Denver	104-86	W	6-4	+1	12,119	Mourning.....23	McDyess.....27
11.	11/20	@ Vancouver	94-75	W	7-4	+2	15,054	Hardaway.....19	Reeves.....16
12.	11/22	@ Sacramento	**111-108	W	8-4	+3	17,317	Hardaway.....22	Richmond.....32
13.	11/24	@ Phoenix	87-84	W	9-4	+4	19,023	Mourning.....20	Johnson.....15
14.	11/26	@ Golden State	107-88	W	10-4	+5	15,026	Majerle.....23	Smith.....24
15.	11/27	@ L.A. Clippers	98-82	W	11-4	+6	7,006	Majerle.....26	Martin.....18
16.	11/30	BOSTON	78-77	W	12-4	+7	15,112	Hardaway.....19	Radja/Williams.....14
17.	12/3	@ New York	99-75	W	13-4	+8	19,763	Majerle.....22	Houston.....14
18.	12/4	DALLAS	101-79	W	14-4	+9	14,658	Hardaway.....33	Gatling.....16
19.	12/6	NEW YORK	103-85	L	14-5	-1	15,200	Hardaway.....28	Ewing.....26
20.	12/7	@ Chicago	83-80	W	15-5	+1	23,861	Mourning.....20	Jordan.....37
21.	12/10	@ Cleveland	76-74	W	16-5	+2	14,361	Hardaway.....25	Mills.....17
22.	12/11	@ Philadelphia	84-79	W	17-5	+3	13,201	Hardaway.....21	Coleman.....24
23.	12/14	TORONTO	89-88	W	18-5	+4	14,712	Mourning.....26	Williams.....18
24.	12/17	INDIANA	**94-87	L	18-6	-1	14,498	Mourning.....25	A. Davis.....21
25.	12/19	UTAH	**94-87	L	18-7	-2	14,919	Hardaway.....24	Malone.....35
26.	12/21	@ Houston	86-66	W	19-7	+1	16,285	Lenard.....22	Olajuwon.....20
27.	12/23	@ San Antonio	90-79	W	20-7	+2	24,702	Mourning.....32	Elliot/Robinson.....18
28.	12/26	ORLANDO	96-76	W	21-7	+3	15,200	Hardaway.....25	Scott.....18
29.	12/27	@ Charlotte	101-86	W	22-7	+4	24,042	Hardaway.....26	Curry.....23
30.	12/29	@ Milwaukee	95-94	W	23-7	+5	16,235	Hardaway.....36	Baker.....26
31.	1/2	NEW JERSEY	101-91	W	24-7	+6	15,200	Mourning.....28	Bradley.....21
32.	1/4	@ Utah	83-80	L	24-8	-1	19,911	Lenard/Mourning.....18	Malone.....28
33.	1/7	@ Seattle	94-85	L	24-9	-2	17,072	Hardaway.....28	Payton.....30
34.	1/8	@ Portland	85-81	W	25-9	+1	20,047	Hardaway.....28	Richter/Sabonis.....17
35.	1/10	@ L.A. Lakers	94-85	W	26-10	-1	17,505	Mourning.....31	O'Neal.....34
36.	1/13	WASHINGTON	98-95	W	26-10	+1	14,921	Mourning.....32	Howard.....23
37.	1/16	@ Boston	102-94	W	27-10	+2	15,039	Hardaway.....22	Wesley.....21
38.	1/17	@ Washington	103-92	W	28-10	+3	12,756	Mourning.....34	Howard.....33
39.	1/19	ORLANDO	99-87	W	28-11	-1	15,200	Lenard.....21	Hardaway.....19
40.	1/21	ATLANTA	94-91	W	29-11	+4	14,853	Hardaway.....24	Smith.....22
41.	1/23	@ Toronto	99-87	W	30-11	+2	15,817	Hardaway.....26	Williams.....23
42.	1/26	@ New York	95-89	L	30-12	-1	19,763	Mourning.....22	Ewing.....22
43.	1/27	PHOENIX	125-97	W	31-12	+1	14,809	Hardaway.....21	Meyer.....18
44.	1/29	BOSTON	103-83	W	32-12	+2	14,509	Mourning.....21	Wesley.....23
45.	2/1	@ Cleveland	71-66	W	33-12	+3	19,974	Mourning.....15	Brandon.....15
46.	2/2	CLEVELAND	80-76	W	34-12	+4	14,556	Hardaway.....20	Brandon.....16
47.	2/5	@ Boston	118-117	W	35-12	+5	14,825	Lenard.....28	Fox.....33
48.	2/6	MILWAUKEE	102-90	W	36-12	+6	14,518	Lenard.....38	Newman.....26
49.	2/11	DETROIT	104-91	W	37-12	+7	15,200	Hardaway.....31	Hill.....27
50.	2/13	INDIANA	106-90	W	38-12	+8	15,098	Mourning.....29	A. Davis/Miller.....14
51.	2/15	PHILADELPHIA	125-99	W	39-12	+9	15,200	Lenard/Mourning.....24	Stackhouse.....26
52.	2/18	@ Philadelphia	111-83	W	40-12	+10	15,989	Hardaway.....29	Stackhouse.....18
53.	2/20	@ New Jersey	92-87	W	41-12	+11	18,962	Hardaway.....35	Cassell/Gill.....17
54.	2/21	PORTLAND	114-110	L	41-13	-1	15,200	Lenard.....29	Wallace.....25
55.	2/23	DENVER	95-86	W	42-13	+1	14,874	Austin.....15	L. Ellis.....29
56.	2/26	@ Orlando	98-86	L	42-14	-1	17,248	Mashburn.....21	Seikaly/Scott.....26
57.	2/28	SEATTLE	96-95	L	42-15	-2	15,200	Hardaway.....29	Payton.....27
58.	3/2	SAN ANTONIO	79-72	W	43-15	+1	15,200	Brown.....16	Williams.....28
59.	3/4	@ Detroit	108-99	W	44-15	+2	21,454	Hardaway.....28	Hunter.....26
60.	3/6	WASHINGTON	99-95	L	44-16	-1	14,879	Austin/Mashburn.....19	Murray.....22
61.	3/7	@ Washington	*108-105	W	45-16	+1	18,756	Hardaway.....45	Howard/Strickland.....28
62.	3/9	@ Charlotte	82-76	L	45-17	-1	24,042	Hardaway.....31	Rice.....22
63.	3/11	@ Milwaukee	108-93	W	46-17	+1	14,989	Hardaway.....29	Beakes.....27
64.	3/14	VANCOUVER	88-82	W	47-17	+2	14,728	Hardaway.....19	Reeves.....27
65.	3/16	HOUSTON	101-80	W	48-17	+3	15,200	Hardaway.....31	Olajuwon.....20
66.	3/19	GOLDEN STATE	*93-91	W	49-17	+4	15,200	Mashburn.....29	Spewell.....27
67.	3/21	L.A. LAKERS	98-97	W	50-17	+5	15,200	Lenard.....25	Campbell.....24
68.	3/23	@ Minnesota	113-108	W	51-17	+6	19,006	Hardaway/Lenard.....22	Marbury.....27
69.	3/26	SACRAMENTO	101-98	W	52-17	+7	14,973	Hardaway/Mourning.....26	Richmond.....32
70.	3/28	CLEVELAND	83-79	W	53-17	+8	15,200	Mourning.....23	Mills.....21
71.	3/30	@ Toronto	102-97	L	53-18	-1	17,959	Mourning.....27	Stoudamire.....35
72.	4/1	L.A. CLIPPERS	97-87	W	54-18	+1	14,981	Hardaway/Lenard.....26	Vaught.....26
73.	4/3	@ Indiana	92-78	W	55-18	+2	14,912	Mashburn.....23	Smits.....16
74.	4/5	TORONTO	98-84	W	56-18	+3	15,200	Hardaway.....20	Stoudamire.....25
75.	4/7	@ Detroit	94-88	W	57-18	+4	21,454	Brown/Mourning.....21	Thorpe.....23
76.	4/8	@ New Jersey	94-92	W	58-18	+5	16,191	Mourning.....35	Kittles.....23
77.	4/10	DETROIT	93-83	W	59-18	+6	15,200	Hardaway.....30	Mills.....24
78.	4/12	NEW YORK	100-99	L	59-19	-1	15,200	Hardaway.....28	Ewing.....25
79.	4/14	MINNESOTA	95-87	L	59-20	-2	14,856	Mourning.....20	Marbury.....17
80.	4/16	CHICAGO	102-92	W	60-20	+1	15,200	Mashburn.....23	Pippen.....28
81.	4/18	NEW JERSEY	86-74	L	60-21	-1	15,200	Lenard.....16	Gill.....24
82.	4/19	@ Orlando	102-88	W	61-21	+1	17,248	Majerle.....18	Strong.....27

(* Overtime ** Double Overtime)

FINAL 1996-97 STATISTICS (61-21)

Atlantic Division Champions

PLAYER	G	GS	MIN	-FIELD GOALS-			-3-POINT FG-			-FREE THROWS-			-REBOUNDS-			AST	PF	DQ	STL	TO	BLK	PTS	AVG
				FG	FGA	PCT	FG	FGA	PCT	FT	FTA	PCT	OFF	DEF	TOT								
HARDAWAY	81	81	3136	575	1384	.415	203	590	.344	291	364	.799	49	228	277	695	165	2	151	230	9	1644	20.3
MOURNING	66	65	2320	473	885	.534	1	9	.111	363	565	.642	189	467	656	104	272	9	56	226	189	1310	19.8
LENARD	73	47	2111	314	684	.459	183	442	.414	86	105	.819	38	179	217	161	168	1	50	109	18	897	12.3
MASHBURN (TOT)	69	51	2164	286	743	.385	90	277	.325	160	228	.702	69	225	294	204	186	4	78	114	12	822	11.9
MASHBURN (MIA)	32	30	1189	146	367	.398	48	146	.329	88	117	.752	41	138	179	111	117	4	43	57	7	428	13.4
DANILOVIC	43	33	1351	175	396	.442	63	176	.358	73	94	.777	21	81	102	77	123	2	39	94	8	486	11.3
MAJERLE	36	26	1264	141	347	.406	68	201	.338	40	59	.678	45	117	162	116	75	0	54	50	14	390	10.8
AUSTIN	82	17	1881	321	639	.502	0	3	.000	150	226	.664	136	342	478	101	244	4	45	161	43	792	9.7
BROWN	80	71	2592	300	656	.457	0	2	.000	161	220	.732	239	431	670	92	283	7	85	113	98	761	9.5
THOMAS	18	9	374	39	105	.371	0	1	.000	35	46	.761	31	76	107	9	67	3	12	25	9	113	6.3
ASKINS	78	30	1773	138	319	.433	69	172	.401	39	58	.672	86	185	271	75	196	4	53	59	19	384	4.9
CROTTY	48	0	659	79	154	.513	20	49	.408	54	64	.844	15	32	47	102	79	0	18	42	0	232	4.8
GRANT	28	0	365	39	110	.355	14	46	.304	18	22	.818	8	30	38	45	39	0	16	27	0	110	3.9
ANDERSON	28	1	303	29	64	.453	8	19	.421	17	20	.850	15	27	42	34	36	0	14	19	4	83	3.0
PINCKNEY	27	0	273	23	43	.535	0	0	.000	20	25	.800	25	40	65	6	30	0	8	19	9	66	2.4
STRICKLAND	31	0	153	25	60	.417	0	1	.000	12	21	.571	16	21	37	1	17	0	4	15	10	62	2.0
MUJRSEPP	10	0	27	5	14	.357	1	4	.250	6	14	.429	2	3	5	3	3	0	0	3	1	17	1.7
FISH (TOT)	6	0	8	1	3	.333	0	0	.000	0	0	.000	1	4	5	0	2	0	0	2	0	2	0.3
FISH (MIA)	1	0	1	0	0	.000	0	0	.000	0	0	.000	0	0	0	0	0	0	0	0	0	0	0.0
SCOTT	8	0	32	0	8	.000	0	4	.000	1	2	.500	1	5	6	3	5	0	2	2	0	1	0.1
BOWEN	1	0	1	0	0	.000	0	0	.000	0	0	.000	0	0	0	0	0	0	0	0	1	0	0.0
HEAT	82	—	19805	2822	6235	.453	678	1865	.364	1454	2022	.719	957	2402	3359	1735	1919	36	650	1306	439	7776	94.8
OPPONENTS	82	—	19805	2687	6226	.432	411	1134	.362	1541	2108	.731	999	2321	3320	1512	1831	15	646	1324	392	7326	89.3

TECHNICAL FOULS:

Miami-73 (Austin-5; Mourning-5; DaniloVIC-4; Riley-4; Thomas-3; Brown-2; Hardaway-2; Anderson-1; Askins-1; Lenard-1; Illegal Defense-45)

Opponents-75 (Includes 20 for Illegal Defense)

EJECTIONS:

Miami-4 (Mourning-2; Brown-1; Thomas-1)

Opponents-6

PLAYER	MIN	REB	— SINGLE-GAME HIGHS —					PTS	MIN	REB	— AVERAGE PER GAME —					BLK	PTS
			AST	ST	TO	BLK	AST				STL	TO	BLK				
HARDAWAY	51	9	16	6	7	1	45	38.7	3.4	8.6	1.86	2.8	0.11	20.3			
MOURNING	47	19	5	3	8	8	35	35.2	9.9	1.6	0.85	3.4	2.86	19.8			
LENARD	45	9	8	3	4	2	38	28.9	3.0	2.2	0.68	1.5	0.25	12.3			
MASHBURN (TOT)	50	12	8	5	5	2	29	31.4	4.3	3.0	1.13	1.7	0.17	11.9			
MASHBURN (MIA)	50	12	7	5	4	2	29	37.2	5.6	3.5	1.34	1.8	0.22	13.4			
DANILOVIC	47	7	6	3	6	3	21	31.4	2.4	1.8	0.91	2.2	0.19	11.3			
MAJERLE	52	10	8	4	4	2	26	35.1	4.5	3.2	1.50	1.4	0.39	10.8			
AUSTIN	43	15	4	2	8	2	26	22.9	5.8	1.2	0.55	2.0	0.52	9.7			
BROWN	47	17	4	4	6	6	21	32.4	8.4	1.2	1.06	1.4	1.23	9.5			
THOMAS	39	14	2	2	3	2	18	20.8	5.9	0.5	0.67	1.4	0.50	6.3			
ASKINS	48	10	4	4	3	2	15	22.7	3.5	1.0	0.68	0.8	0.24	4.9			
CROTTY	30	4	6	2	4	0	18	13.7	1.0	2.1	0.38	0.9	0.00	4.8			
GRANT	38	7	6	2	3	0	12	13.0	1.4	1.6	0.57	1.0	0.00	3.9			
ANDERSON	24	6	5	2	3	1	11	10.8	1.5	1.2	0.50	0.7	0.14	3.0			
PINCKNEY	26	8	2	2	4	3	11	10.1	2.4	0.2	0.30	0.7	0.33	2.4			
STRICKLAND	25	4	1	1	4	3	11	4.9	1.2	0.0	0.13	0.5	0.32	2.0			
MUJRSEPP	8	1	1	0	1	1	4	2.7	0.5	0.3	0.00	0.3	0.10	1.7			
FISH (TOT)	2	2	0	0	1	0	2	1.3	0.8	0.0	0.00	0.3	0.00	0.3			
FISH (MIA)	1	0	0	0	0	0	0	1.0	0.0	0.0	0.00	0.0	0.00	0.0			
SCOTT	7	2	1	1	1	0	1	4.0	0.8	0.4	0.25	0.3	0.00	0.1			
BOWEN	1	0	0	0	0	1	0	1.0	0.0	0.0	0.00	0.0	1.00	0.0			
HEAT	290	55	39	16	24	12	125	241.5	41.0	21.2	7.93	15.9	5.35	94.8			
OPPONENTS	290	58	29	15	27	10	117	241.5	40.5	18.4	7.88	16.1	4.78	89.3			

1995-96 SEASON

RECORD: 42-40 (3rd in Atlantic Division)

HOME: 26-15

ROAD: 16-25

OVERTIME: 2-1



Front Row (L-R): Rex Chapman, Tony Smith, Assistant Coach Tony Fiorentino, Assistant Coach Scotty Robertson, President and Head Coach Pat Riley, Assistant Coach Stan Van Gundy, Assistant Coach Bob McAdoo, Voshon Lenard, Tim Hardaway.

Back Row (L-R): Assistant Trainer/Assistant Strength and Conditioning Coach/Equipment Manager Jay Sabol, Trainer Ron Culp, Sasha Danilovic, Keith Askins, Chris Gatling, Stacey King, Dan Schayes, Alonzo Mourning, Kurt Thomas, Walt Williams, Tyrone Corbin, Jeff Malone, Strength and Conditioning Coach Bill Foran.

Not Pictured: Assistant Coach Jeff Bzdelik.

President and Head Coach: Pat Riley

Assistant Coaches: Scotty Robertson, Bob McAdoo, Stan Van Gundy, Jeff Bzdelik, Tony Fiorentino

Team Captains: Keith Askins, Alonzo Mourning

CONFERENCE RECORDS

	Overall	Home	Road	Overtime
Eastern:	29-25	17-10	12-15	2-1
Western:	13-15	9-5	4-10	0-0

DIVISION RECORDS

	Overall	Home	Road	Overtime
Atlantic:	13-12	9-4	4-8	1-1
Central:	16-13	8-6	8-7	1-0
Midwest:	9-5	6-1	3-4	0-0
Pacific:	4-10	3-4	1-6	0-0

RECORDS BY MONTH

	Overall	Home	Road	Overtime
November:	9-3	7-1	2-2	0-0
December:	6-10	3-3	3-7	2-1
January:	4-12	2-4	2-8	0-0
February:	8-5	6-3	2-2	0-0
March:	10-4	5-2	5-2	0-0
April:	5-6	3-2	2-4	0-0

Playoff Results: Lost to Chicago in the First Round (3-0)

NBA Honors: Chris Gatling, NBA Player of the Week (week ending: Mar. 25, 1996); Alonzo Mourning, All-Star Game; Kurt Thomas, All-Star Rookie Game (All-Star Weekend)

HEAT Honors: Alonzo Mourning, Most Valuable Player; Keith Askins, Leadership Award

Home Attendance: 606,091 (14,783 average/15,200 capacity); 13 sellouts

1995-96 GAME BY GAME

	DATE	OPPONENTS	SCORE	W/L	REC	STRK	ATTEND	HEAT	HIGH SCORER	OPP. HIGH SCORER	
1.	11/4	CLEVELAND	85-71	W	1-0	+1	15,200	Danilovic	16	Hill	13
2.	11/8	HOUSTON	89-82	W	2-0	+2	14,731	Coles/Owens	18	Olajuwon	22
3.	11/10	NEW JERSEY	106-80	W	3-0	+3	14,289	Willis	18	Childs/Gilliam	12
4.	11/11	@ Orlando	94-93	L	3-1	-1	17,248	Mourning	28	Hardaway	33
5.	11/15	INDIANA	103-97	L	3-2	-2	14,443	Danilovic/Mourning	21	Miller	24
6.	11/17	@ Atlanta	91-88	W	4-2	+1	11,217	Owens	24	Lang	20
7.	11/18	ORLANDO	93-90	W	5-2	+2	15,200	Owens	20	Scott	22
8.	11/22	GOLDEN STATE	103-93	W	6-2	+3	14,439	Mourning	27	Mullin	19
9.	11/24	@ Washington^	110-94	L	6-3	-1	12,073	Mourning	24	Pack	21
10.	11/25	VANCOUVER	111-91	W	7-3	+1	14,293	Mourning	30	Benjamin	22
11.	11/28	DALLAS	111-89	W	8-3	+2	14,268	Mourning	38	Mashburn	24
12.	11/30	@ Detroit	118-107	W	9-3	+3	14,520	Coles	26	Hill	33
13.	12/1	CHARLOTTE	*108-101	W	10-3	+4	15,200	Coles	26	Johnson	32
14.	12/3	@ Toronto	112-94	W	11-3	+5	21,238	Mourning	28	Miller	29
15.	12/4	@ Boston	**121-120	L	11-4	-1	17,540	Mourning	36	Radja	27
16.	12/6	BOSTON	105-101	L	11-5	-2	15,200	Mourning	26	Radja	22
17.	12/9	@ Phoenix	94-92	W	12-5	+1	19,023	Danilovic	30	Johnson	20
18.	12/10	@ Sacramento	110-90	L	12-6	-1	17,317	Thomas	29	Richmond	15
19.	12/12	@ Golden State	105-80	L	12-7	-2	15,025	Thomas	20	Mullin	26
20.	12/14	@ L.A. Clippers	89-84	L	12-8	-3	7,382	Gamble	24	Vaught	20
21.	12/16	UTAH	83-74	L	12-9	-4	14,296	Gamble	20	Malone	30
22.	12/19	@ New York	89-70	L	12-10	-5	19,763	Thomas	20	Ewing	18
23.	12/20	@ New Jersey	*112-104	W	13-10	+1	12,646	Gamble	37	Anderson	26
24.	12/22	DETROIT	84-75	L	13-11	-1	14,851	Thomas	21	Hill	24
25.	12/23	@ Charlotte	87-75	L	13-12	-2	24,042	Willis	22	Johnson	29
26.	12/26	NEW JERSEY	96-93	W	14-12	+1	14,996	Owens	31	Gilliam	29
27.	12/28	@ Indiana	91-77	L	14-13	-1	16,759	Willis	21	Smits	21
28.	12/30	L.A. CLIPPERS	105-96	W	15-13	+1	14,413	Owens	34	Williams	21
29.	1/4	SEATTLE	84-81	L	15-14	-1	14,964	Willis	25	Kemp	21
30.	1/6	@ Denver	88-86	W	16-14	+1	17,171	Mourning	38	Ellis/Stith	16
31.	1/8	@ Utah	94-92	L	16-15	-1	19,911	Mourning	22	Malone	32
32.	1/10	@ Portland	90-89	L	16-16	-2	20,482	Mourning	33	Robinson	20
33.	1/12	@ Seattle	113-81	L	16-17	-3	17,072	Mourning	29	Kemp	27
34.	1/13	@ Vancouver	69-65	L	16-18	-4	17,532	Mourning/Owens	17	Anthony	21
35.	1/15	@ L.A. Lakers	96-88	L	16-19	-5	14,109	Mourning	28	Jones	20
36.	1/17	WASHINGTON	96-89	W	17-19	+1	14,573	Mourning	38	Price	27
37.	1/19	CHARLOTTE	114-106	L	17-20	-1	14,893	Mourning	32	Johnson	29
38.	1/20	@ Atlanta	98-78	L	17-21	-2	15,422	Lenard/Thomas	13	Long	20
39.	1/22	SAN ANTONIO	96-89	W	18-21	+1	14,589	Chapman/Mourning	25	Elliott/Robinson	25
40.	1/24	NEW YORK	88-79	L	18-22	-1	15,200	Mourning	25	Ewing	37
41.	1/26	@ Chicago	102-80	L	18-23	-2	23,814	Thomas	13	Jordan	25
42.	1/27	@ Cleveland	102-85	W	19-23	+1	20,562	Chapman	29	Mills	18
43.	1/29	@ New York	94-85	L	19-24	-1	19,763	Chapman	23	Ewing	35
44.	1/30	PHOENIX	114-99	L	19-25	-2	14,851	Lenard	15	Barkley	37
45.	2/1	PHILADELPHIA	124-104	W	20-25	+1	14,278	Chapman	23	Ruffin	28
46.	2/3	BOSTON	100-99	L	20-26	-1	14,755	Mourning	45	Fox	19
47.	2/5	SACRAMENTO	103-92	W	21-26	+1	14,284	Mourning	25	Richmond	18
48.	2/7	ATLANTA	101-89	W	22-26	+2	14,314	Mourning	36	Smith	27
49.	2/13	TORONTO	98-87	L	22-27	-1	14,286	Mourning	25	Stoudamire	29
50.	2/15	DENVER	97-91	W	23-27	+1	14,290	Coles	24	McDyess	26
51.	2/17	ORLANDO	95-93	L	23-28	-1	15,200	Mourning	27	O'Neal	31
52.	2/19	@ Cleveland	73-70	L	23-29	-2	18,119	Mourning	20	Brandon	27
53.	2/21	@ Philadelphia	66-57	W	24-29	+1	11,121	Mourning/Owens	16	Coleman	16
54.	2/23	CHICAGO	113-104	W	25-29	+2	15,200	Chapman	39	Jordan	31
55.	2/25	PHILADELPHIA	108-101	W	26-29	+3	15,014	Hardaway	20	Ruffin/Weatherspoon	19
56.	2/27	@ New Jersey	93-90	W	27-29	+4	15,241	Williams	21	Bradley	23
57.	2/28	@ Orlando	116-112	L	27-30	-1	17,248	Hardaway	22	O'Neal	31
58.	3/1	PORTLAND	102-88	L	27-31	-2	14,763	Mourning	21	Robinson	20
59.	3/3	@ Minnesota	89-87	L	27-32	-3	14,519	Chapman	23	Rider	30
60.	3/5	MINNESOTA	113-72	W	28-32	+1	14,328	Williams	20	Webb	16
61.	3/8	TORONTO	109-79	W	29-32	+2	14,319	Hardaway	23	Esposito	12
62.	3/10	CLEVELAND	88-81	W	30-32	+3	15,200	Hardaway	21	Sura	18
63.	3/12	@ Dallas	125-118	W	31-32	+4	17,502	Mourning	40	Jackson/McCloud	28
64.	3/14	@ San Antonio	120-100	L	31-33	-1	19,955	Hardaway	26	Robinson	28
65.	3/16	@ Houston	121-97	W	32-33	+1	16,285	Hardaway	28	Olajuwon	26
66.	3/20	DETROIT	102-93	W	33-33	+2	15,200	Gatling/Mourning	24	Hill/Houston	21
67.	3/22	@ Milwaukee	122-106	W	34-33	+3	18,054	Gatling/Williams	23	Baker	23
68.	3/24	@ Boston	111-95	W	35-33	+4	18,159	Mourning	27	Wesley	24
69.	3/27	L.A. LAKERS	106-95	L	35-34	-1	15,200	Hardaway/Mourning	19	Johnson	27
70.	3/29	WASHINGTON	112-93	W	36-34	+1	15,066	Mourning	50	Howard	20
71.	3/30	@ Detroit	95-85	W	37-34	+2	21,454	Mourning	26	Houston	22
72.	4/2	CHICAGO	110-92	L	37-35	-1	15,200	Mourning	24	Jordan/Pippen	32
73.	4/4	@ Chicago	100-92	L	37-36	-2	23,702	Hardaway/Williams	20	Jordan	40
74.	4/6	@ Indiana	99-97	L	37-37	-3	16,732	Gatling/Hardaway	19	Miller	40
75.	4/8	@ Washington	111-99	L	37-38	-4	18,756	Mourning	28	Howard	25
76.	4/10	@ Charlotte	116-95	W	38-38	+1	24,042	Hardaway	29	Curry	22
77.	4/11	MILWAUKEE	115-105	W	39-38	+2	15,090	Mourning	32	Baker	29
78.	4/13	NEW YORK	103-95	W	40-38	+3	15,200	Mourning	25	Mason	26
79.	4/15	NEW JERSEY	110-90	W	41-38	+4	14,815	Mourning	20	Bradley	16
80.	4/17	@ Philadelphia	90-86	L	41-39	-1	12,613	Gatling	19	Maxwell	31
81.	4/19	@ Milwaukee	106-100	W	42-39	+1	18,633	Mourning	28	Robinson	28
82.	4/21	ATLANTA	104-92	L	42-40	-1	15,200	Mourning	17	Augmon	23

^ - @ Baltimore, MD

(*Overtime **Double Overtime)

Management

Players

12/13 Review

Records

Playoffs

History

All-Time Roster

NBA/NBADL

Opponents

Media

FINAL 1995-96 STATISTICS (42-40)

PLAYER	G	GS	-FIELD GOALS-				-3-POINT FG-			-FREE THROWS-			-REBOUNDS-			PF	DQ	STL	TO	BLK	PTS	AVG	
			FG	FGA	PCT	FG	FGA	PCT	FT	FTA	PCT	OFF	DEF	TOT									
MOURNING	70	70	2671	563	1076	.523	9	30	.300	488	712	.685	218	509	727	159	245	5	70	262	189	1623	23.2
HARDAWAY (TOT)	80	46	2534	419	992	.422	138	379	.364	241	305	.790	35	194	229	640	201	3	132	235	17	1217	15.2
HARDAWAY (MIA)	28	28	1047	164	386	.425	53	147	.361	101	123	.821	13	85	98	280	70	0	58	110	6	482	17.2
OWENS	40	40	1388	239	473	.505	0	6	.000	112	177	.633	94	192	286	134	132	1	30	113	22	590	14.8
CHAPMAN	56	50	1865	289	679	.426	125	337	.371	83	113	.735	22	123	145	166	117	0	45	79	10	786	14.0
WILLIAMS (TOT)	73	73	2169	359	808	.444	114	293	.389	163	232	.703	99	220	319	230	238	0	85	151	58	995	13.6
WILLIAMS (MIA)	28	28	788	124	268	.463	56	123	.455	33	60	.550	37	75	112	65	87	0	32	48	16	337	12.0
DANILOVIC	19	18	542	83	184	.451	34	78	.436	55	72	.764	12	34	46	47	49	0	15	37	3	255	13.4
COLES	52	52	1882	231	559	.413	63	172	.366	139	173	.803	38	163	201	296	175	3	63	123	12	664	12.8
GATLING (TOT)	71	2	1427	326	567	.575	0	1	.000	139	207	.671	129	288	417	43	217	0	85	151	58	995	13.6
GATLING (MIA)	24	0	565	155	259	.598	0	0	.000	55	75	.733	51	124	175	17	82	0	17	35	11	365	15.2
WILLIS	47	42	1357	195	412	.473	0	5	.000	89	125	.712	134	286	420	34	158	4	19	99	25	479	10.2
THOMAS	74	42	1655	274	547	.501	0	2	.000	118	178	.663	122	317	439	46	271	7	47	98	36	666	9.0
GAMBLE	44	13	1033	117	297	.394	38	91	.418	33	38	.868	14	72	86	82	119	2	31	32	5	305	6.9
ASKINS	75	14	1897	157	391	.402	99	237	.418	45	57	.789	113	211	324	121	271	6	48	82	61	458	6.1
LENARD	30	0	323	53	141	.376	36	101	.356	34	43	.791	12	40	52	31	31	0	6	23	1	176	5.9
CORBIN (TOT)	71	2	1284	155	351	.442	3	18	.167	100	120	.833	81	163	244	84	147	1	63	67	20	413	5.8
CORBIN (MIA)	22	0	354	38	92	.413	2	6	.333	23	28	.821	26	39	65	23	51	0	16	17	3	101	4.6
MALONE (TOT)	32	3	510	76	193	.394	5	16	.313	29	32	.906	8	32	40	26	25	0	16	22	0	186	5.8
MALONE (MIA)	7	0	103	13	33	.394	0	0	.000	5	6	.833	0	8	8	7	6	0	3	3	0	31	4.4
SMITH (TOT)	59	3	938	116	274	.423	38	116	.328	28	46	.609	30	65	95	154	106	2	37	66	10	298	5.1
SMITH (MIA)	25	1	410	46	101	.455	13	39	.333	4	9	.444	6	33	39	68	46	1	16	26	5	109	4.4
MYERS	39	1	639	62	160	.388	11	42	.262	49	76	.645	21	52	73	97	75	1	14	56	11	184	4.7
SCHAYES	32	6	399	32	94	.340	0	0	.000	37	46	.804	29	60	89	9	60	0	11	23	16	101	3.2
RENCHER	34	1	397	32	99	.323	9	29	.310	30	43	.698	9	33	42	54	36	0	16	41	1	103	3.0
KING	15	0	156	17	36	.472	0	0	.000	4	8	.500	9	14	23	2	39	2	7	18	2	38	2.5
GRANDISON	18	3	235	13	39	.333	4	13	.308	13	19	.684	14	22	36	10	27	0	8	11	1	43	2.4
ELLIS	12	1	74	5	22	.227	0	0	.000	3	6	.500	5	3	8	4	11	0	2	3	3	13	1.1
HEAT	82	—	19780	2902	6348	.457	552	1458	.379	1553	2187	.710	999	2495	3494	1752	2158	32	574	1394	439	7909	96.5
OPPONENTS	82	—	19780	2734	6303	.434	446	1237	.361	1878	2498	.752	982	2315	3297	1645	2031	30	662	1268	403	7792	95.0

TECHNICAL FOULS:

Miami-117 (Willis-11; Coles-10; Mourning-9; Gatling-8; Riley-6; Chapman-5; Thomas-5; Myers-3; Robertson-3; Williams-3; Askins-2; Daniloivic-1; Hardaway-1; King-1; Illegal Defense-49)

Opponents-85 (Includes 17 for Illegal Defense)

EJECTIONS:

Miami-6 (Chapman-1; Coles-1; Daniloivic-1; Riley-1; Robertson-1; Williams-1)

Opponents-7

PLAYER	— SINGLE-GAME HIGHS —							— AVERAGE PER GAME —						
	MIN	REB	AST	ST	TO	BLK	PTS	MIN	REB	AST	STL	TO	BLK	PTS
MOURNING	47	22	7	4	10	9	50	38.2	10.4	2.3	1.00	3.7	2.70	23.2
HARDAWAY (TOT)	45	8	19	6	8	3	31	31.7	2.9	8.0	1.65	2.9	0.21	15.2
HARDAWAY (MIA)	45	8	19	6	8	2	29	37.4	3.5	10.0	2.07	3.9	0.21	17.2
OWENS	49	15	8	3	7	3	34	34.7	7.2	3.4	0.75	2.8	0.55	14.8
CHAPMAN	46	8	9	3	5	2	39	33.3	2.6	3.0	0.80	1.4	0.18	14.0
WILLIAMS (TOT)	44	12	8	5	8	3	29	29.7	4.4	3.2	1.16	2.1	0.79	13.6
WILLIAMS (MIA)	44	12	6	5	6	3	27	28.1	4.0	2.3	1.14	1.7	0.57	12.0
DANILOVIC	42	4	4	2	7	2	30	28.5	2.4	2.5	0.79	1.9	0.16	13.4
COLES	51	8	12	4	6	1	26	36.2	3.9	5.7	1.21	2.4	0.23	12.8
GATLING (TOT)	35	18	2	3	5	4	24	20.1	5.9	0.6	0.51	1.3	0.56	11.1
GATLING (MIA)	35	18	2	3	5	2	24	23.5	7.3	0.7	0.71	1.5	0.46	15.2
WILLIS	43	21	3	2	6	4	25	28.9	8.9	0.7	0.40	2.1	0.53	10.2
THOMAS	41	15	5	4	5	4	29	22.4	5.9	0.6	0.64	1.3	0.49	9.0
GAMBLE	46	7	5	5	3	1	37	23.5	2.0	1.9	0.70	0.7	0.11	6.9
ASKINS	47	13	7	3	5	5	21	25.3	4.3	1.6	0.64	1.1	0.81	6.1
LENARD	34	6	6	1	4	1	20	10.8	1.7	1.0	0.20	0.8	0.03	5.9
CORBIN (TOT)	31	13	5	4	5	2	19	18.1	3.4	1.2	0.89	0.9	0.28	5.8
CORBIN (MIA)	30	8	5	4	4	1	13	16.1	3.0	1.0	0.73	0.8	0.14	4.6
MALONE (TOT)	35	4	4	3	3	0	21	15.9	1.3	0.8	0.50	0.7	0.00	5.8
MALONE (MIA)	26	2	3	1	1	0	10	14.7	1.1	1.0	0.43	0.4	0.00	4.4
SMITH (TOT)	34	5	9	3	4	1	17	15.9	1.6	2.6	0.63	1.1	0.17	5.1
SMITH (MIA)	34	4	7	3	3	1	16	16.4	1.6	2.7	0.64	1.0	0.20	4.4
MYERS	43	8	11	2	5	2	20	16.4	1.9	2.5	0.36	1.4	0.28	4.7
SCHAYES	41	16	2	2	3	3	17	12.5	2.8	0.3	0.34	0.7	0.50	3.2
RENCHER	28	4	5	2	3	1	8	11.7	1.2	1.6	0.47	1.2	0.03	3.0
KING	22	7	2	2	5	1	8	10.4	1.5	0.1	0.47	1.2	0.13	2.5
GRANDISON	39	6	2	3	2	1	8	13.1	2.0	0.6	0.44	0.6	0.06	2.4
ELLIS	23	3	1	1	1	2	4	6.2	0.7	0.3	0.17	0.3	0.25	1.1
HEAT	290	61	33	17	27	14	125	241.2	42.6	21.4	7.00	17.0	5.35	96.5
OPPONENTS	290	58	34	19	29	13	121	241.2	40.2	20.1	8.07	15.7	4.91	95.0

1994-95 SEASON

RECORD: 32-50 (4th in Atlantic Division)

HOME: 22-19

ROAD: 10-31

OVERTIME: 1-3



Front Row (L-R): Khalid Reeves, Bimbo Coles, Assistant Coach Tony Fiorentino, Head Coach Alvin Gentry, Assistant Coach Ed Badger, Harold Miner, Kevin Pritchard.

Back Row (L-R): Strength and Conditioning Coach Bill Foran, Ledell Eackles, Billy Owens, Glen Rice, Kevin Willis, Matt Geiger, John Salley, Brad Lohaus, Keith Askins, Kevin Gamble, Trainer Ron Culp, Equipment Manager John Manoogian.

Head Coach: Alvin Gentry (15-21); Kevin Loughery (17-29)

Assistant Coaches: Tony Fiorentino, Ed Badger

Team Captains: Bimbo Coles, Glen Rice

CONFERENCE RECORDS

	Overall	Home	Road	Overtime
Eastern:	25-31	17-11	8-20	1-1
Western:	7-19	5-8	2-11	0-2

DIVISION RECORDS

	Overall	Home	Road	Overtime
Atlantic:	9-19	6-8	3-11	0-1
Central:	16-12	11-30	5-9	1-0
Midwest:	3-9	2-4	1-5	0-1
Pacific:	4-10	3-4	1-6	0-1

RECORDS BY MONTH

	Overall	Home	Road	Overtime
November:	3-9	2-3	1-6	0-0
December:	6-9	5-4	1-5	1-0
January:	5-10	3-3	2-7	0-2
February:	7-5	4-2	3-3	0-0
March:	7-11	4-5	3-6	0-1
April:	4-6	4-2	0-4	0-0

Playoff Results: None

NBA Honors: Harold Miner, Slam Dunk Champion (All-Star Weekend); Khalid Reeves, Rookie All-Star Game (All-Star Weekend); Glen Rice, Long Distance Shootout Champion (All-Star Weekend)

HEAT Honors: Glen Rice, Most Valuable Player; Keith Askins, Leadership Award

Home Attendance: 598,761 (14,604 average/15,200 capacity); 8 sellouts

Management

Players

12/13 Review

Records

Playoffs

History

All-Time Roster

NBA/NBADL

Opponents

Media

1994-95 GAME BY GAME

	DATE	OPPONENTS	SCORE	W/L	REC	STRK	ATTEND	HEAT HIGH SCORER	OPP. HIGH SCORER
1.	11/4	@ Utah	119-108	L	0-1	-1	19,991	Smith/Rice	19 Hornacek
2.	11/6	@ Phoenix	119-107	L	0-2	-2	19,023	Rice	23 Johnson
3.	11/8	@ Golden State	121-114	L	0-3	-3	15,025	Rice	31 Sprewell
4.	11/12	WASHINGTON	109-99	L	0-4	-4	15,100	Eackles	22 Chapman
5.	11/15	DALLAS	115-102	W	1-4	+1	14,324	Willis	24 Jackson
6.	11/16	@ Philadelphia	109-96	L	1-5	-1	7,312	Rice	24 Malone
7.	11/18	BOSTON	115-111	L	1-6	-2	14,556	Rice	34 Wikins
8.	11/21	@ Orlando	124-89	L	1-7	-3	16,010	Willis	20 Hardaway
9.	11/23	CLEVELAND	100-87	W	2-7	+1	14,498	Rice	30 Mills/Price
10.	11/25	@ Detroit	111-97	W	3-7	+2	20,284	Willis	30 Mills
11.	11/29	SACRAMENTO	94-89	L	3-8	-1	14,301	Coles	19 Williams
12.	11/30	@ Charlotte	105-87	L	3-9	-2	23,698	Miner/Willis	14 Johnson
13.	12/2	NEW JERSEY	115-97	W	4-9	+1	14,449	Rice	34 Anderson
14.	12/3	PHILADELPHIA	111-102	L	4-10	-1	14,514	Rice	25 Malone
15.	12/9	ORLANDO	110-96	L	4-11	-2	15,200	Owens	21 O'Neal
16.	12/10	@ Indiana	117-103	L	4-12	-3	16,039	Rice	21 Miller
17.	12/12	@ New York	122-111	W	5-12	+1	19,763	Rice	38 Ewing
18.	12/13	@ Philadelphia	105-90	L	5-13	-1	7,157	Rice	25 Barton
19.	12/15	DENVER	101-99	L	5-14	-2	14,531	Willis	29 Williams
20.	12/17	ATLANTA	96-85	W	6-14	+1	14,486	Willis	24 Elio
21.	12/18	@ New Jersey	103-102	L	6-15	-1	10,255	Willis	26 Benjamin
22.	12/21	MILWAUKEE	122-112	W	7-15	+1	14,402	Rice	30 Baker
23.	12/23	CHARLOTTE	116-93	W	8-15	+2	14,698	Rice	37 Burrell
24.	12/26	HOUSTON	101-88	L	8-16	-1	15,200	Rice	20 Olajuwon
25.	12/27	@ Orlando	103-83	L	8-17	-2	16,010	Rice	20 O'Neal
26.	12/29	L.A. CLIPPERS	126-83	W	9-17	+1	14,626	Rice	35 Ellis
27.	12/30	@ Chicago	133-88	L	9-18	-1	22,284	Reeves	19 Armstrong
28.	1/4	@ Boston	117-113	L	9-19	-2	14,890	Rice	37 Wilkins
29.	1/5	MINNESOTA	114-91	W	10-19	+1	14,305	Rice	24 Rich
30.	1/7	@ Sacramento	96-95	L	10-20	-1	17,317	Rice	23 Richmond/Williams
31.	1/8	@ L.A. Lakers	122-105	L	10-21	-2	12,997	Rice	26 Peeler
32.	1/11	@ Houston	108-97	L	10-22	-3	12,424	Miner	19 Smith
33.	1/12	@ San Antonio	113-108	L	10-23	-4	14,651	Willis	30 Elliott
34.	1/14	@ Dallas	84-77	W	11-23	+1	17,502	Willis	27 Mashburn
35.	1/16	@ Atlanta	99-95	W	11-24	+1	9,608	Owens	22 Raylock
36.	1/18	BOSTON	121-93	W	12-24	+1	14,681	Willis	25 Radja
37.	1/20	SAN ANTONIO	*115-114	L	12-25	-1	14,687	Rice	24 Robinson
38.	1/22	NEW YORK	104-95	L	12-26	-2	15,200	Rice	21 Starks
39.	1/24	INDIANA	107-96	W	13-26	+1	14,304	Owens	19 McKey
40.	1/27	@ Milwaukee	96-87	W	14-26	+2	18,171	Coles	25 Day
41.	1/28	@ Detroit	89-85	L	14-27	-1	15,345	Owens	26 Hill
42.	1/30	ATLANTA	95-92	L	14-28	-2	14,259	Askins	19 Smith
43.	2/1	DETROIT	98-75	W	15-28	+1	14,304	Rice	19 Mills
44.	2/3	@ Washington	105-95	W	16-28	+2	17,206	Owens	30 Chapman
45.	2/5	@ Seattle	136-109	L	16-29	-1	14,852	Owens	21 Kemp
46.	2/8	WASHINGTON	111-107	W	17-29	+1	14,279	Rice	27 Howard
47.	2/14	MILWAUKEE	112-99	W	18-29	+2	14,345	Owens	20 Robinson
48.	2/16	NEW YORK	96-87	L	18-30	-1	15,200	Rice	33 Davis/Mason
49.	2/17	@ New York	100-91	L	18-31	-2	19,763	Owens	26 D. Davis/Miller
50.	2/19	@ Indiana	106-87	L	18-32	-3	16,452	Willis	22 Williams
51.	2/20	@ Cleveland	103-96	W	19-32	+1	20,562	Rice	36 Pippen
52.	2/24	CHICAGO	91-83	W	20-32	+2	15,200	Rice	24 Pippen
53.	2/26	@ Minnesota	106-99	L	20-33	-1	15,789	Owens	19 Rider
54.	2/28	@ Milwaukee	95-85	W	21-33	+1	13,075	Rice	24 Robinson
55.	3/1	@ Chicago	111-85	L	21-34	-1	22,202	Owens	20 Pippen
56.	3/3	@ Denver	100-98	L	21-35	-2	17,171	Rice	24 Abdul-Rauf
57.	3/5	WASHINGTON	103-90	W	22-35	+1	14,132	Eackles	17 Howard
58.	3/7	L.A. LAKERS	110-104	W	23-35	+2	14,452	Owens	24 Dvac/Peeler
59.	3/9	PORTLAND	99-90	L	23-36	-1	14,252	Owens/Rice	16 Thorpe
60.	3/11	@ Charlotte	104-95	L	23-37	-2	23,698	Rice	28 Johnson
61.	3/12	UTAH	96-86	L	23-38	-3	14,301	Rice	25 Malone
62.	3/14	@ Portland	121-114	L	23-39	-4	12,888	Rice	25 McKie
63.	3/16	@ Seattle	103-78	L	23-40	-5	15,257	Gamble	16 Schrempt
64.	3/17	@ L.A. Clippers	120-98	W	24-40	+1	8,269	Rice	45 Vaughn
65.	3/19	PHOENIX	*121-117	L	24-41	-1	15,200	Owens	22 Barkley
66.	3/21	INDIANA	97-95	W	25-41	+1	14,345	Rice	28 Smits
67.	3/22	@ Atlanta	98-84	W	26-41	+2	10,291	Willis	24 Corbin
68.	3/24	GOLDEN STATE	115-111	W	27-41	+3	14,461	Rice	22 Sprewell
69.	3/25	NEW JERSEY	96-95	L	27-42	-1	14,389	Rice	30 Coleman
70.	3/28	BOSTON	126-115	L	27-43	-2	14,377	Rice	39 Brown
71.	3/29	@ Washington	101-97	W	28-43	+1	18,756	Rice	26 Webber
72.	3/31	@ Boston	100-99	L	28-44	-1	14,890	Rice	26 Douglas
73.	4/2	CHARLOTTE	105-92	L	28-45	-2	14,389	Rice	30 Barrows/Mourning
74.	4/4	PHILADELPHIA	95-92	W	29-45	+1	14,375	Rice	25 Barrows
75.	4/8	@ New Jersey	103-93	L	29-46	-1	18,568	Rice	19 Gilliam
76.	4/11	@ New York	112-99	L	29-47	-2	19,763	Reeves	24 Ewing
77.	4/13	CLEVELAND	85-84	W	30-47	+1	14,311	Rice	22 O'Neal
78.	4/15	ORLANDO	123-117	W	31-47	+2	15,200	Rice	56 P'Neal
79.	4/17	CHICAGO	98-93	L	31-48	-1	15,200	Reeves	27 Jordan
80.	4/19	@ Cleveland	90-79	L	31-49	-2	20,562	Rice	19 Hill
81.	4/21	@ Philadelphia	113-106	L	31-50	-3	15,204	Rice	36 Barros
82.	4/23	DETROIT	129-105	W	32-50	+1	14,876	Rice	32 Houston

(* Overtime)

FINAL 1994-95 STATISTICS (32-50)

PLAYER	G	GS	MIN	-FIELD GOALS-			-3-POINT FG-			-FREE THROWS-			-REBOUNDS-			PF	DQ	STL	TO	BLK	PTS	AVG	
				FG	FGA	PCT	FG	FGA	PCT	FT	FTA	PCT	OFF	DEF	TOT								
RICE	82	82	3014	667	1403	.475	185	451	.410	312	365	.855	99	279	378	192	203	1	112	153	14	1831	22.3
SMITH	2	2	62	11	29	.379	2	12	.167	17	22	.773	4	2	6	7	9	0	2	4	1	41	20.5
WILLIS (TOT)	67	63	2390	473	1015	.466	3	15	.200	205	297	.690	227	505	732	86	215	3	60	162	36	1154	17.2
WILLIS (MIA)	65	61	2301	457	974	.469	3	14	.214	195	282	.691	217	479	696	83	208	3	59	155	33	1112	17.1
OWENS	70	60	2296	403	820	.491	2	22	.091	194	313	.620	203	299	502	246	205	6	80	204	30	1002	14.3
COLES	68	65	2207	261	607	.430	16	76	.211	141	174	.810	46	145	191	416	185	1	99	156	13	679	10.0
REEVES	67	17	1462	206	465	.443	67	171	.392	140	196	.714	52	134	186	288	139	1	77	132	10	619	9.2
GEIGER	74	43	1712	260	485	.536	4	10	.400	93	143	.650	146	267	413	55	245	5	41	113	51	617	8.3
LONG	2	2	62	5	12	.417	0	0	.000	6	10	.600	1	10	11	4	11	1	2	4	0	16	8.0
GAMBLE	77	0	1223	220	450	.489	39	98	.398	87	111	.784	29	93	122	119	130	0	52	49	10	566	7.4
EACKLES	54	6	898	143	326	.439	18	41	.439	91	126	.722	33	62	95	72	88	0	19	53	2	395	7.3
MINER	45	16	871	123	305	.403	14	49	.286	69	95	.726	38	79	117	69	85	0	15	77	6	329	7.3
SALLEY	75	50	1955	197	395	.499	0	0	.000	153	207	.739	110	226	336	123	279	5	47	97	85	547	7.3
ASKINS	50	5	854	81	207	.391	21	78	.269	46	57	.807	86	112	198	39	109	0	35	25	17	229	4.6
LOHAUS	61	1	730	97	231	.420	63	155	.406	10	15	.667	28	74	102	43	85	2	20	29	25	267	4.4
PRITCHARD (TOT)	19	0	194	13	32	.406	2	8	.250	16	21	.762	0	12	12	34	22	0	2	12	1	44	2.3
PRITCHARD (MIA)	14	0	158	13	29	.448	2	5	.400	15	17	.882	0	11	11	23	19	0	2	7	1	43	3.1
HEAT	82	—	19805	3144	6738	.467	436	1182	.369	1569	2133	.736	1092	2272	3364	1779	2000	25	662	1291	298	8293	101.1
OPPONENTS	82	—	19805	3092	6566	.471	511	1417	.361	1732	2340	.740	1036	2355	3391	1860	1896	21	656	1332	385	8427	102.8

TECHNICAL FOULS:

Miami-125 (Willis-19; Coles-9; Loughery-6; Owens-6; Askins-5; Gentry-4; Eackles-3; Salley-3; Miner-2; Rice-2; Geiger-1; Team-1; Delay of Game-1; Illegal Defense-63)

Opponents-145 (Includes 81 for Illegal Defense and 1 for Delay of Game)

EJECTIONS:

Miami-2 (Coles-1; Miner-1)

Opponents-5

PLAYER	— SINGLE-GAME HIGHS —							— AVERAGE PER GAME —						
	MIN	REB	AST	ST	TO	BLK	PTS	MIN	REB	AST	STL	TO	BLK	PTS
RICE	46	9	7	6	5	2	56	36.8	4.6	2.3	1.37	1.9	0.17	22.3
SMITH	40	5	4	1	3	1	22	31.0	3.0	3.5	1.00	2.0	0.50	20.5
WILLIS (TOT)	50	24	5	4	8	3	31	35.7	10.9	1.3	0.90	2.4	0.54	17.2
WILLIS (MIA)	50	24	5	4	8	3	31	35.4	10.7	1.3	0.91	2.4	0.51	17.1
OWENS	46	16	10	5	8	3	30	32.8	7.2	3.5	1.14	2.9	0.43	14.3
COLES	53	7	15	4	7	2	25	32.5	2.8	6.1	1.46	2.3	0.19	10.0
REEVES	44	10	14	4	6	2	32	21.8	2.8	4.3	1.15	2.0	0.15	9.2
GEIGER	44	12	4	4	6	4	22	23.1	5.6	0.7	0.55	1.5	0.69	8.3
LONG	33	6	3	1	3	0	11	31.0	5.5	2.0	1.00	2.0	0.00	8.0
GAMBLE	30	5	5	3	3	1	23	15.9	1.6	1.5	0.68	0.6	0.13	7.4
EACKLES	33	8	8	2	3	1	22	16.6	1.8	1.3	0.35	1.0	0.04	7.3
MINER	37	8	6	3	8	1	23	19.4	2.6	1.5	0.33	1.7	0.13	7.3
SALLEY	45	12	6	5	4	6	21	26.1	4.5	1.6	0.63	1.3	1.13	7.3
ASKINS	45	14	3	4	5	2	19	17.1	4.0	0.8	0.70	0.5	0.34	4.6
LOHAUS	37	8	3	3	4	3	18	12.0	1.7	0.7	0.33	0.5	0.41	4.4
PRITCHARD (TOT)	22	3	6	1	3	1	11	10.2	0.6	1.8	0.11	0.6	0.05	2.3
PRITCHARD (MIA)	22	3	4	1	3	1	11	11.3	0.8	1.6	0.14	0.5	0.07	3.1
HEAT	290	62	37	17	26	10	129	241.5	41.0	21.7	8.07	15.7	3.63	101.1
OPPONENTS	290	60	38	18	30	12	136	241.5	41.4	22.7	8.00	16.2	4.70	102.8

1993-94 SEASON

RECORD: 42-40 (4th in Atlantic Division)

HOME: 22-19

ROAD: 20-21

OVERTIME: 1-3



Front Row (L-R): Harold Miner, Steve Smith, Assistant Coach Bob Staak, Head Coach Kevin Loughery, Assistant Coach Alvin Gentry, Brian Shaw, Bimbo Coles.

Back Row (L-R): Strength and Conditioning Coach Bill Foran, Morlon Wiley, Willie Burton, Glen Rice, Alec Kessler, Rony Seikaly, Matt Geiger, John Salley, Grant Long, Keith Askins, Trainer Ron Culp, Equipment Manager John Manoogian.

Head Coach: Kevin Loughery

Assistant Coaches: Bob Staak, Alvin Gentry

Team Captains: Grant Long, Steve Smith

CONFERENCE RECORDS

	Overall	Home	Road	Overtime
Eastern:	32-24	16-12	16-12	0-1
Western:	10-16	6-7	4-9	1-2

DIVISION RECORDS

	Overall	Home	Road	Overtime
Atlantic:	16-12	8-6	8-6	0-1
Central:	16-12	8-6	8-6	0-0
Midwest:	6-6	3-3	3-3	1-1
Pacific:	4-10	3-4	1-6	0-1

RECORDS BY MONTH

	Overall	Home	Road	Overtime
November:	5-7	2-5	3-2	0-0
December:	7-6	5-4	2-2	0-2
January:	8-8	3-2	5-6	0-0
February:	9-4	3-2	6-2	0-0
March:	8-8	5-3	3-5	1-1
April:	5-7	4-3	1-4	0-0

Playoff Results: Lost to Atlanta in the First Round (3-2)

NBA Honors: Glen Rice, NBA Player of the Week (week ending: Nov. 28, 1993)

HEAT Honors: Glen Rice, Most Valuable Player; Grant Long, Leadership Award

Home Attendance: 617,242 (15,055 average/15,200 capacity); 18 sellouts

1993-94 GAME BY GAME

DATE	OPPONENTS	SCORE	W/L	REC	STRK	ATTEND	HEAT HIGH SCORER	OPP. HIGH SCORER
1. 11/5	ORLANDO	116-96	L	0-1	-1	15,200	Seikaly.....21	O'Neal.....42
2. 11/6	@ Chicago	95-71	W	1-1	+1	18,676	Seikaly.....28	Pippen.....18
3. 11/11	MILWAUKEE	116-103	W	2-1	+2	15,010	Seikaly.....33	Norman.....30
4. 11/12	@ Orlando	115-111	W	3-1	+3	15,291	Rice.....30	Anderson.....29
5. 11/17	UTAH	115-111	L	3-2	-1	14,879	Seikaly.....24	Malone.....30
6. 11/19	ATLANTA	95-92	L	3-3	-2	15,031	Seikaly.....19	Willis.....23
7. 11/20	@ Washington	104-102	L	3-4	-3	12,736	Miner.....24	Gugliotta.....25
8. 11/22	@ New York	119-87	L	3-5	-4	19,763	Seikaly.....16	Starks.....37
9. 11/24	GOLDEN STATE	108-102	L	3-6	-5	15,002	Smith.....32	Spewell.....27
10. 11/26	@ Boston	101-93	W	4-6	+1	14,890	Rice.....38	Radja.....24
11. 11/27	CHARLOTTE	114-100	W	5-6	+2	15,200	Rice.....29	Curry.....18
12. 11/30	PORTLAND	123-109	L	5-7	-1	14,798	Seikaly.....19	Drexler.....33
13. 12/3	CHICAGO	104-99	L	5-8	-2	15,200	Rice.....33	Armstrong.....22
14. 12/7	@ Dallas	106-101	W	6-8	+1	10,784	Rice.....29	Harper.....33
15. 12/8	@ Houston	*115-09	W	6-9	+1	12,707	Rice.....40	Olajuwon.....28
16. 12/11	BOSTON	111-80	W	7-9	+1	15,200	Miner.....28	Gamble.....19
17. 12/13	@ New Jersey	**110-105	L	7-10	-1	9,105	Rice.....39	Anderson.....32
18. 12/14	HOUSTON	97-88	L	7-11	-2	15,011	Miner.....24	Maxwell.....25
19. 12/16	CLEVELAND	90-89	W	8-11	+1	14,792	Rice.....24	Daugherty.....25
20. 12/18	PHILADELPHIA	113-90	W	9-11	+2	14,869	Rice.....30	Weatherspoon.....18
21. 12/22	@ Philadelphia	98-90	W	10-11	+3	10,246	Rice.....25	Barros/Weatherspoon.....17
22. 12/23	L.A. LAKERS	109-92	W	11-11	+4	15,200	Smith.....23	Van Exel.....16
23. 12/26	SACRAMENTO	109-95	W	12-11	+5	15,200	Smith.....23	Richmond.....38
24. 12/28	SAN ANTONIO	84-76	L	12-12	-1	15,200	Smith.....21	Robinson.....20
25. 12/30	ORLANDO	100-100	L	12-13	-2	15,200	Rice.....24	O'Neal.....27
26. 1/2	@ Detroit	93-85	W	13-13	+1	19,274	Rice/Seikaly.....18	Dumars.....24
27. 1/4	NEW JERSEY	100-83	W	14-13	+2	15,082	Rice.....22	Gilliam.....14
28. 1/7	@ Utah	110-104	W	15-13	+3	19,911	Rice.....27	Stockton.....22
29. 1/8	@ L.A. Clippers	103-90	W	16-13	+4	11,866	Geiger.....23	Manning.....27
30. 1/11	@ Sacramento	103-95	L	16-14	-1	17,317	Smith.....26	Tisdale.....23
31. 1/12	@ Golden State	100-92	L	16-15	-2	15,025	Geiger.....22	Webber.....27
32. 1/14	@ Portland	115-110	L	16-16	-3	12,888	Rice.....29	Robinson.....31
33. 1/15	@ Seattle	97-78	L	16-17	-4	14,787	Smith.....15	Kemp.....25
34. 1/18	L.A. CLIPPERS	126-124	L	16-18	-5	14,901	Rice.....32	Jackson.....24
35. 1/19	@ Indiana	109-92	L	16-19	-6	9,771	Geiger.....14	Miller/Scott.....21
36. 1/21	DETROIT	118-98	L	16-20	-7	14,925	Smith.....20	Dumars.....35
37. 1/23	WASHINGTON	113-80	W	17-20	+1	14,802	Rice.....21	Cheaney.....15
38. 1/25	CHARLOTTE	119-98	L	18-20	+2	15,200	Seikaly.....26	Johnson.....20
39. 1/26	@ Boston	103-97	W	18-21	+1	14,890	Seikaly.....23	Radja.....23
40. 1/28	@ Orlando	106-97	W	19-21	+1	15,291	Rice.....34	Anderson/O'Neal.....21
41. 1/29	@ Cleveland	113-98	W	20-21	+2	19,183	Rice.....28	Battle.....20
42. 2/1	@ Milwaukee	88-82	W	21-21	+3	13,197	Smith.....23	Edwards.....18
43. 2/4	@ Charlotte	124-118	W	22-21	+4	23,698	Smith.....26	Johnson.....26
44. 2/5	PHILADELPHIA	96-94	L	22-22	-1	15,006	Shaw.....27	Barros/Perry.....14
45. 2/7	NEW YORK	96-85	W	23-22	+1	15,200	Smith.....25	Anthony.....17
46. 2/9	INDIANA	102-98	L	23-23	-1	14,889	Seikaly/Smith.....19	McKey.....30
47. 2/10	@ Atlanta	114-98	L	23-24	-2	12,088	Rice.....22	Wilkins.....33
48. 2/16	@ Chicago	109-101	W	24-24	+1	18,241	Smith.....25	Williams.....22
49. 2/17	SEATTLE	115-112	W	25-24	+2	15,200	Smith.....32	Kemp/Schrempf.....22
50. 2/19	@ San Antonio	100-96	L	25-25	-1	35,717	Smith.....24	Reid.....22
51. 2/21	WASHINGTON	128-98	W	26-25	+1	14,890	Rice.....29	MacLean.....18
52. 2/22	@ New Jersey	123-97	W	27-25	+2	11,618	Rice/Smith.....21	Williams.....15
53. 2/25	@ Philadelphia	115-104	W	28-25	+3	12,914	Rice.....25	Weatherspoon.....22
54. 2/26	@ Detroit	105-80	W	29-25	+4	21,454	Long/Smith.....18	Thomas.....24
55. 3/1	@ Milwaukee	110-102	W	30-25	+5	13,855	Rice.....25	Baker.....26
56. 3/2	@ Minnesota	*108-100	W	31-25	+6	16,906	Rice.....33	Laettner.....21
57. 3/5	PHILADELPHIA	120-83	W	32-25	+7	15,022	Rice.....32	Malone.....21
58. 3/7	BOSTON	112-104	L	32-26	-1	15,200	Long.....24	Brown.....21
59. 3/9	DENVER	102-80	W	33-26	+1	14,929	Rice.....26	Rogers.....14
60. 3/11	PHOENIX	122-107	L	33-27	-1	15,200	Rice.....20	Ceballos.....28
61. 3/13	@ Boston	106-87	W	34-27	+1	14,890	Seikaly.....36	Harris.....22
62. 3/15	MILWAUKEE	101-94	W	35-27	+2	14,911	Rice.....28	Murdoch.....32
63. 3/17	DALLAS	115-95	W	36-27	+3	14,920	Seikaly.....28	Jackson.....25
64. 3/19	CLEVELAND	106-95	W	37-27	+4	15,200	Rice.....33	Brandon.....22
65. 3/21	@ L.A. Lakers	84-81	L	37-28	-1	11,497	Seikaly.....21	Threatt.....23
66. 3/22	@ Phoenix	*124-118	L	37-29	-2	19,023	Burton.....28	K. Johnson.....35
67. 3/24	@ Denver	113-101	L	37-30	-3	17,171	Rice.....18	Abdul-Rauf.....25
68. 3/26	@ Atlanta	100-90	L	37-31	-4	16,368	Smith.....17	Augmon.....25
69. 3/29	DETROIT	123-115	L	37-32	-5	14,938	Geiger.....23	Dumars.....30
70. 3/30	@ New Jersey	111-101	L	37-33	-6	16,058	Rice.....21	Coleman.....25
71. 4/1	INDIANA	101-91	W	38-33	+1	15,091	Rice/Salley.....17	Davis/Scott.....20
72. 4/2	@ New York	110-87	L	38-34	-1	19,763	Miner.....15	Davis.....21
73. 4/5	NEW YORK	100-86	W	39-34	+1	15,200	Miner.....22	Ewing.....18
74. 4/6	@ Washington	114-103	W	40-34	+2	11,444	Smith.....26	Butler.....26
75. 4/9	ORLANDO	125-05	L	40-35	-1	15,200	Rice.....31	Anderson.....25
76. 4/11	@ Charlotte	99-97	L	40-36	-2	23,698	Salley.....21	Curry.....21
77. 4/13	CHICAGO	96-90	L	40-37	-3	15,200	Rice/Salley/Smith.....16	Pippen.....27
78. 4/15	@ Cleveland	108-100	L	40-38	-4	19,346	Smith.....27	Price.....26
79. 4/17	NEW JERSEY	110-103	L	40-39	-5	14,991	Salley/Smith.....19	Anderson.....29
80. 4/19	MINNESOTA	126-99	W	41-39	+1	14,953	Rice.....32	Rider.....28
81. 4/21	ATLANTA	94-89	W	42-39	+2	15,200	Rice.....21	Manning.....21
82. 4/23	@ Indiana	114-81	L	42-40	-1	16,019	Seikaly.....17	Miller.....24

(* Overtime ** Double Overtime)

Management

Players

12/13 Review

Records

Playoffs

History

All-Time Roster

NBA/IBADL

Opponents

Media

FINAL 1993-94 STATISTICS (42-40)

PLAYER	G	GS	MIN	-FIELD GOALS-			-3-POINT FG-			-FREE THROWS-			-REBOUNDS-			PF	DQ	STL	TO	BLK	PTS	AVG	
				FG	FGA	PCT	FG	FGA	PCT	FT	FTA	PCT	OFF	DEF	TOT								
RICE	81	81	2999	663	1421	.467	132	346	.382	250	284	.880	76	358	434	184	186	0	110	130	32	1708	21.1
SMITH	78	77	2776	491	1076	.456	91	262	.347	273	327	.835	156	196	352	394	217	6	84	202	35	1346	17.3
SEIKALY	72	60	2410	392	803	.488	0	2	.000	304	422	.720	244	496	740	136	279	8	59	195	100	1088	15.1
LONG	69	59	2201	300	672	.446	1	6	.167	187	238	.786	190	305	495	170	244	5	89	125	26	788	11.4
MINER	63	31	1358	254	532	.477	4	6	.667	149	180	.828	75	81	156	95	132	0	31	95	13	661	10.5
SHAW	77	52	2037	278	667	.417	73	216	.338	64	89	.719	104	246	350	385	195	1	71	173	21	693	9.0
COLES	76	4	1726	233	519	.449	20	99	.202	102	131	.779	50	109	159	263	132	0	75	107	12	588	7.7
SALLEY	76	45	1910	208	436	.477	2	3	.667	164	225	.729	132	275	407	135	260	4	56	94	78	582	7.7
GEIGER	72	0	1199	202	352	.574	1	5	.200	116	149	.779	119	184	303	32	201	2	36	61	29	521	7.2
BURTON	53	1	697	124	283	.438	3	15	.200	120	158	.759	50	86	136	39	96	0	18	54	20	371	7.0
ASKINS	37	0	319	36	88	.409	4	21	.190	9	10	.900	33	49	82	13	57	0	11	21	1	85	2.3
KESSLER	15	0	66	11	25	.440	5	9	.556	6	8	.750	4	6	10	2	14	0	1	5	1	33	2.2
WILEY	4	0	34	3	8	.375	1	4	.250	0	0	.000	0	4	4	7	4	0	2	6	0	7	1.8
ALEXANDER	4	0	12	1	2	.500	0	0	.000	0	2	.000	1	2	3	1	3	0	0	1	0	2	0.5
BOL	8	0	61	1	12	.083	0	3	.000	0	0	.000	1	10	11	0	4	0	0	5	6	2	0.3
HEAT	82	—	19805	3197	6896	.464	337	997	.338	1744	2223	.785	1235	2407	3642	1856	2024	26	643	1315	374	8475	103.4
OPPONENTS	82	—	19805	3036	6641	.457	295	892	.331	1889	2527	.748	1074	2266	3340	1821	1946	23	689	1314	438	8256	100.7

TECHNICAL FOULS:

Miami-81 (Loughery-15; Smith-7; Seikaly-5; Coles-3; Gentry-3; Askins-2; Rice-2; Shaw-2; Staak-2; Burton-1; Geiger-1; Long-1; Miner-1; Salley-1; Team-1; Illegal Defense-34)

Opponents-86 (Includes 22 for Illegal Defense and 2 for Delay of Game)

EJECTIONS:

Miami-3 (Gentry-1; Loughery-1; Staak-1)

Opponents-1

PLAYER	— SINGLE-GAME HIGHS —							— AVERAGE PER GAME —						
	MIN	REB	AST	ST	TO	BLK	PTS	MIN	REB	AST	STL	TO	BLK	PTS
RICE	55	16	5	6	8	3	40	37.0	5.4	2.3	1.36	1.6	0.40	21.1
SMITH	49	11	15	4	7	2	32	35.6	4.5	5.1	1.08	2.6	0.45	17.3
SEIKALY	50	21	6	3	10	5	36	33.5	10.3	1.9	0.82	2.7	1.39	15.1
LONG	43	17	8	5	6	3	24	31.9	7.2	2.5	1.29	1.8	0.38	11.4
MINER	39	10	8	3	4	2	28	21.6	2.5	1.5	0.49	1.5	0.21	10.5
SHAW	46	11	15	4	6	2	27	26.5	4.5	5.0	0.92	2.2	0.27	9.0
COLES	54	9	9	7	4	2	19	22.7	2.1	3.5	0.99	1.4	0.16	7.7
SALLEY	47	17	6	4	4	5	21	25.1	5.4	1.8	0.74	1.2	1.03	7.7
GEIGER	35	14	3	2	4	3	23	16.7	4.2	0.4	0.50	0.8	0.40	7.2
BURTON	30	11	4	3	3	2	28	13.2	2.6	0.7	0.34	1.0	0.38	7.0
ASKINS	28	8	2	2	2	1	13	8.6	2.2	0.4	0.30	0.6	0.03	2.3
KESSLER	9	2	1	1	2	1	5	4.4	0.7	0.1	0.07	0.3	0.07	2.2
WILEY	20	2	5	1	3	0	4	8.5	1.0	1.8	0.50	1.5	0.00	1.8
ALEXANDER	5	2	1	0	1	0	2	3.0	0.8	0.3	0.00	0.3	0.00	0.5
BOL	14	5	0	0	2	2	2	7.6	1.4	0.0	0.00	0.6	0.75	0.3
HEAT	290	58	36	20	26	14	128	241.5	44.4	22.6	7.84	16.0	4.56	103.4
OPPONENTS	290	60	35	17	26	12	126	241.5	40.7	22.2	8.40	16.0	5.34	100.7

1992-93 SEASON

RECORD: 36-46 (5th in Atlantic Division)

HOME: 26-15

ROAD: 10-31

OVERTIME: 3-6



Front Row (L-R): Kevin Edwards, Harold Miner, Assistant Coach Alvin Gentry, Head Coach Kevin Loughery, Assistant Coach Bob Staak, Brian Shaw, Bimbo Coles.

Back Row (L-R): Strength and Conditioning Coach Bill Foran, Keith Askins, Steve Smith, Glen Rice, Alec Kessler, John Salley, Rony Seikaly, Matt Geiger, Grant Long, Trainer Ron Culp.

Not pictured: Willie Burton

Head Coach: Kevin Loughery

Assistant Coaches: Bob Staak, Alvin Gentry

Team Captains: Grant Long, Rony Seikaly, Steve Smith

CONFERENCE RECORDS

	Overall	Home	Road	Overtime
Eastern:	22-34	17-11	5-23	1-4
Western:	14-12	9-4	5-8	2-2

DIVISION RECORDS

	Overall	Home	Road	Overtime
Atlantic:	9-19	8-6	1-13	1-4
Central:	13-15	9-5	4-10	0-0
Midwest:	7-5	4-2	3-3	2-1
Pacific:	7-7	5-2	2-5	0-1

RECORDS BY MONTH

	Overall	Home	Road	Overtime
November:	4-8	3-3	1-5	0-1
December:	4-10	3-5	1-5	0-0
January:	5-9	3-2	2-7	0-4
February:	8-5	6-2	2-3	1-1
March:	10-5	7-0	3-5	1-0
April:	5-9	4-3	1-6	1-0

Playoff Results: None

NBA Honors: Harold Miner, Slam Dunk Champion (All-Star Weekend); Rony Seikaly, NBA Player of the Week (week ending: Mar. 7, 1993)

HEAT Honors: Steve Smith, Most Valuable Player; Grant Long, Leadership Award

Home Attendance: 614,923 (14,998 average/15,008 capacity); 38 sellouts

1992-93 GAME BY GAME

DATE	OPPONENTS	SCORE	W/L	REC	STRK	ATTEND	HEAT	HIGH SCORER	OPP. HIGH SCORER
1. 11/6	@ Orlando	110-100	L	0-1	-1	15,151	Burton	23	Anderson.....22
2. 11/7	NEW JERSEY	106-94	W	1-1	+1	15,008	Coles	25	Petrovic.....22
3. 11/10	BOSTON	110-106	W	2-1	+2	15,008	Rice	27	Lewis.....29
4. 11/12	@ Detroit	95-88	L	2-2	-1	21,454	Seikaly	29	Dumars.....29
5. 11/14	@ Charlotte	104-95	W	3-2	+1	23,698	Seikaly	27	Gill.....23
6. 11/17	GOLDEN STATE	125-119	L	3-3	-1	15,008	Seikaly	27	Hardaway.....26
7. 11/20	@ Philadelphia ***	129-128	L	3-4	-2	13,417	Rice	35	Hornacek.....32
8. 11/21	CHARLOTTE	123-111	L	3-5	-3	15,008	Rice	32	Curry.....27
9. 11/24	@ Indiana	114-82	L	3-6	-4	10,098	Edwards	16	Miller.....20
10. 11/25	INDIANA	110-93	W	4-6	+1	15,008	Rice	28	Schrempf.....18
11. 11/27	HOUSTON	101-93	L	4-7	-1	15,008	Rice	22	Olajuwon.....33
12. 11/28	@ Atlanta	112-100	L	4-8	-2	10,330	Rice	30	Wilkins.....32
13. 12/3	@ Milwaukee	100-97	L	4-9	-3	14,516	Edwards/Seikaly	26	Brickowski.....23
14. 12/4	@ Boston	114-104	L	4-10	-4	14,890	Edwards	22	Lewis.....22
15. 12/5	NEW JERSEY	111-104	L	4-11	-5	15,008	Rice	35	Petrovic.....29
16. 12/8	@ Dallas	126-112	W	5-11	+1	11,201	Long	21	Harper.....27
17. 12/10	@ San Antonio	101-91	L	5-12	-1	16,037	Seikaly	16	Robinson.....26
18. 12/12	PHOENIX	122-118	L	5-13	-2	15,008	Seikaly	25	Barkley.....39
19. 12/15	SACRAMENTO	106-98	W	6-13	+1	14,892	Seikaly	27	Richmond.....23
20. 12/18	ATLANTA	108-100	L	6-14	-1	15,008	Coles	22	Blaylock.....20
21. 12/19	@ New York	91-87	L	6-15	-2	19,763	Seikaly	21	Ewing.....24
22. 12/21	@ Chicago	86-82	L	6-16	-3	18,147	Rice	21	Pippen.....22
23. 12/23	UTAH	92-86	L	6-17	-4	15,008	Rice	18	K. Malone.....23
24. 12/26	ORLANDO	106-100	W	7-17	+1	15,008	Edwards	22	O'Neal.....18
25. 12/28	L.A. LAKERS	107-96	W	8-17	+2	15,008	Edwards	23	Worthy.....26
26. 12/30	CHICAGO	105-100	L	8-18	-1	15,008	Rice	33	Jordan.....39
27. 1/2	@ Washington	100-93	L	8-19	-2	8,129	Rice	19	Adams/Ellison/Grant.....16
28. 1/7	DETROIT	89-83	W	9-19	+1	15,008	Miner	19	Thomas.....25
29. 1/9	@ Golden State	119-105	L	9-20	-1	15,025	Edwards	26	Mullin.....24
30. 1/9	@ Sacramento	108-94	W	10-21	+2	17,317	Seikaly	18	Richmond.....32
31. 1/10	@ L.A. Lakers	101-89	W	10-22	+1	14,956	Edwards	25	Divac.....24
32. 1/12	@ Utah	**125-122	L	10-23	-1	19,911	Rice	31	K. Malone.....30
33. 1/14	@ Portland	**104-93	L	10-23	-2	12,888	Miner	20	Porter.....32
34. 1/15	@ Phoenix	**107-99	L	10-24	-3	19,023	Miner	23	Barkley.....31
35. 1/20	PHILADELPHIA	**115-112	L	10-25	-4	15,008	Seikaly	28	Hornacek.....27
36. 1/22	@ Orlando	110-104	W	11-25	+1	15,151	Rice	31	Bowie.....18
37. 1/24	DALLAS	122-106	W	12-25	+2	15,008	Rice	31	Harper.....24
38. 1/26	@ Washington	**104-102	L	12-26	-1	7,041	Rice	26	Adams.....25
39. 1/28	MILWAUKEE	109-87	W	12-27	+2	15,008	Seikaly	18	Roberts.....22
40. 1/30	CLEVELAND	98-95	W	13-27	+1	15,008	Smith	21	Daugherty.....25
41. 2/3	ATLANTA	116-96	W	14-27	+2	15,008	Rice	45	Wilkins.....34
42. 2/5	NEW YORK	108-105	L	14-28	-1	15,008	Seikaly	28	Ewing.....26
43. 2/7	@ New York	104-82	W	15-29	+2	19,763	Seikaly	21	Campbell/Ewing.....21
44. 2/9	@ Detroit	106-105	W	15-29	+1	21,454	Long	24	Mills.....28
45. 2/10	@ Minnesota	101-90	W	16-29	+2	18,289	Long	19	Person.....20
46. 2/12	CHARLOTTE	116-107	L	16-30	-1	15,008	Rice	21	Johnson.....30
47. 2/14	@ New Jersey	**117-111	L	16-31	-2	16,299	Long	31	Petrovic.....34
48. 2/15	DENVER	**130-129	W	17-31	+1	14,888	Shaw	23	Jackson.....27
49. 2/17	DETROIT	111-107	W	18-31	+2	15,008	Rice	33	Aguirre.....29
50. 2/23	@ Cleveland	102-100	W	18-32	+1	18,648	Long/Miner	18	Price.....29
51. 2/24	PORTLAND	102-91	W	19-32	+2	15,008	Rice/Seikaly	24	Drexler.....20
52. 2/26	SAN ANTONIO	93-86	W	20-32	+1	15,008	Long	25	Robinson.....17
53. 2/28	MINNESOTA	105-93	W	21-32	+3	15,008	Long	23	Bailey.....23
54. 3/3	WASHINGTON	125-106	W	22-32	+4	14,839	Smith	30	Stewart.....22
55. 3/5	L.A. CLIPPERS	109-105	W	23-32	+5	15,008	Rice/Seikaly	21	Manning.....32
56. 3/7	INDIANA	104-99	W	24-32	+6	15,008	Long	24	Schrempf.....25
57. 3/9	@ Houston	104-94	L	24-33	-1	13,351	Long	22	Olajuwon.....34
58. 3/11	CHICAGO	97-95	W	25-33	+1	15,008	Seikaly	30	Jordan.....29
59. 3/13	SEATTLE	106-102	W	26-33	+2	15,008	Long	23	Johnson.....27
60. 3/15	@ Denver	**103-100	W	27-33	+3	13,009	Rice	30	Jackson.....22
61. 3/16	@ Seattle	98-85	L	27-34	-1	14,252	Seikaly	20	Kemp.....19
62. 3/18	@ L.A. Clippers	133-117	W	28-34	+1	13,178	Rice	26	Manning.....29
63. 3/20	CLEVELAND	96-91	W	29-34	+2	15,008	Rice	20	Nance.....20
64. 3/23	@ Orlando	103-89	L	29-35	-1	15,151	Rice	24	O'Neal.....28
65. 3/24	@ Boston	115-109	L	29-36	-2	14,090	Rice	35	Lewis.....22
66. 3/26	NEW JERSEY	110-100	W	30-36	+1	15,008	Rice	27	Coleman.....32
67. 3/27	@ Atlanta	118-106	L	30-37	-1	15,527	Rice	19	Wilkins.....37
68. 3/30	@ Charlotte	116-89	W	31-37	+1	23,698	Seikaly	20	Mourning.....22
69. 4/1	@ New Jersey	95-82	L	31-38	-2	12,234	Seikaly	17	Coleman.....21
70. 4/2	NEW YORK	123-107	L	31-39	-2	15,008	Miner/Smith	20	Ewing.....26
71. 4/4	ORLANDO	124-106	W	32-39	+1	15,008	Smith	31	Anderson.....27
72. 4/6	@ Cleveland	115-100	L	32-40	-1	19,137	Long	18	Daugherty.....27
73. 4/8	@ Milwaukee	117-92	W	33-40	+1	15,487	Shaw	32	Lohaus.....20
74. 4/10	PHILADELPHIA	119-114	W	34-40	+2	15,008	Rice	24	Hawkins.....40
75. 4/12	MILWAUKEE	106-95	W	35-40	+3	15,008	Rice	25	Day.....20
76. 4/14	@ Chicago	119-92	L	35-41	-1	18,676	Miner	19	Jordan.....34
77. 4/15	@ Washington	110-92	L	35-42	-2	11,007	Rice	23	Chapman/Gugliotta.....22
78. 4/17	BOSTON	103-100	L	35-43	-3	15,008	Seikaly	23	Lewis.....32
79. 4/20	NEW YORK	109-97	L	35-44	-4	15,008	Seikaly	20	Smith.....36
80. 4/21	@ Philadelphia	107-97	L	35-45	-5	7,854	Kessler	17	Hawkins.....32
81. 4/23	WASHINGTON	**121-120	W	36-45	+1	15,008	Long	31	Stewart.....32
82. 4/24	@ Indiana	94-88	L	36-46	-1	15,311	Smith	23	Fleming.....31

(* Overtime ** Double Overtime *** Triple Overtime)

FINAL 1992-93 STATISTICS (36-46)

PLAYER	G	GS	MIN	-FIELD GOALS-			-3-POINT FG-			-FREE THROWS-			-REBOUNDS-			AST	PF	DQ	STL	TO	BLK	PTS	AVG
				FG	FGA	PCT	FG	FGA	PCT	FT	FTA	PCT	OFF	DEF	TOT								
RICE	82	82	3082	582	1324	.440	148	386	.383	242	295	.820	92	332	424	180	201	0	92	157	25	1554	19.0
SEIKALY	72	64	2456	417	868	.480	1	8	.125	397	540	.735	259	587	846	100	260	3	38	203	83	1232	17.1
SMITH	48	43	1610	279	619	.451	53	132	.402	155	197	.787	56	141	197	267	148	3	50	129	16	766	16.0
LONG	76	62	2728	397	847	.469	6	26	.231	261	341	.765	197	371	568	182	264	8	104	133	31	1061	14.0
EDWARDS	40	30	1134	216	462	.468	5	17	.294	119	141	.844	48	73	121	120	69	0	68	75	12	556	13.9
COLES	81	37	2232	318	686	.464	42	137	.307	177	220	.805	58	108	166	373	199	4	80	108	11	855	10.6
MINER	73	0	1383	292	615	.475	3	9	.333	163	214	.762	74	73	147	73	130	2	34	92	8	750	10.3
SALLEY	51	34	1422	154	307	.502	0	0	.000	115	144	.799	113	200	313	83	192	7	32	101	70	423	8.3
BURTON	26	8	451	54	141	.383	5	15	.333	91	127	.717	22	48	70	16	58	0	13	50	16	204	7.8
SHAW	68	45	1603	197	501	.393	43	130	.331	61	78	.782	70	187	257	235	163	2	48	96	19	498	7.3
GEIGER	48	2	554	76	145	.524	0	4	.000	62	92	.674	46	74	120	14	123	6	15	36	18	214	4.5
KESSLER	40	2	415	57	122	.467	5	11	.455	36	47	.766	25	66	91	14	63	0	4	21	12	155	3.9
ASKINS	69	1	935	88	213	.413	22	65	.338	29	40	.725	74	124	198	31	141	2	31	37	29	227	3.3
HEAT	82	—	20005	3127	6850	.456	333	940	.354	1908	2476	.771	1134	2384	3518	1688	2011	37	609	1287	350	8495	103.6
OPPONENTS	82	—	20005	3232	6791	.476	265	781	.339	1860	2416	.770	1032	2424	3456	1965	2053	20	656	1304	426	8589	104.7

TECHNICAL FOULS:

Miami-57 (Loughery-14; Seikaly-7; Coles-5; Smith-4; Geiger-3; Askins-2; Long-2; Salley-2; Shaw-2; Staak-2; Gentry-1; Illegal Defense-13)
Opponents-94 (Includes 42 for Illegal Defense)

EJECTIONS:

Miami-5 (Loughery-3; Askins-1; Staak-1)
Opponents-4

PLAYER	— SINGLE-GAME HIGHS —							— AVERAGE PER GAME —						
	MIN	REB	AST	ST	TO	BLK	PTS	MIN	REB	AST	STL	TO	BLK	PTS
RICE	59	17	5	4	7	2	45	37.6	5.2	2.2	1.12	1.9	0.30	19.0
SEIKALY	46	34	6	3	7	4	30	34.1	11.8	1.4	0.53	2.8	1.15	17.1
SMITH	46	11	12	4	7	2	31	33.5	4.1	5.6	1.04	2.7	0.33	16.0
LONG	53	17	9	6	8	2	31	35.9	7.5	2.4	1.37	1.8	0.41	14.0
EDWARDS	46	8	7	6	5	2	26	28.4	3.0	3.0	1.70	1.9	0.30	13.9
COLES	45	7	14	3	5	2	25	27.6	2.0	4.6	0.99	1.3	0.14	10.6
MINER	39	7	4	2	4	1	27	18.9	2.0	1.0	0.47	1.3	0.11	10.3
SALLEY	52	12	8	3	7	4	23	27.9	6.1	1.6	0.63	2.0	1.37	8.3
BURTON	36	9	2	2	5	3	23	17.3	2.7	0.6	0.50	1.9	0.62	7.8
SHAW	47	11	12	4	6	2	32	23.6	3.8	3.5	0.71	1.4	0.28	7.3
GEIGER	38	8	2	2	4	3	18	11.5	2.5	0.3	0.31	0.8	0.38	4.5
KESSLER	28	9	3	1	4	1	17	10.4	2.3	0.4	0.10	0.5	0.30	3.9
ASKINS	39	16	3	4	3	3	14	13.6	2.9	0.4	0.45	0.5	0.42	3.3
HEAT	315	59	36	18	26	10	133	244.0	42.9	20.6	7.43	15.7	4.27	103.6
OPPONENTS	315	64	42	17	26	12	129	244.0	42.1	24.0	8.00	15.9	5.20	104.7

1991-92 SEASON

RECORD: 38-44 (4th in Atlantic Division)

HOME: 28-13

ROAD: 10-31

OVERTIME: 2-4



Front Row (L-R): John Morton, Kevin Edwards, Assistant Coach Bob Staak, Head Coach Kevin Loughery, Assistant Coach Alvin Gentry, Jon Sundvold, Bimbo Coles.

Back Row (L-R): Strength and Conditioning Coach Bill Foran, Trainer Ron Culp, Willie Burton, Steve Smith, Grant Long, Rony Seikaly, Alan Ogg, Alec Kessler, Glen Rice, Keith Askins, Brian Shaw, Equipment Manager John Manoogian.

Head Coach: Kevin Loughery

Assistant Coaches: Bob Staak, Alvin Gentry

Team Captains: Grant Long, Rony Seikaly

CONFERENCE RECORDS

	Overall	Home	Road	Overtime
Eastern:	27-29	20-8	7-21	2-1
Western:	11-15	8-5	3-10	0-3

DIVISION RECORDS

	Overall	Home	Road	Overtime
Atlantic:	14-14	10-4	4-10	0-0
Central:	13-15	10-4	3-11	2-1
Midwest:	7-5	5-1	2-4	0-2
Pacific:	4-10	3-4	1-6	0-1

RECORDS BY MONTH

	Overall	Home	Road	Overtime
November:	8-7	6-2	2-5	1-0
December:	6-9	5-2	1-7	1-1
January:	7-8	5-2	2-6	0-2
February:	6-7	4-2	2-5	0-0
March:	7-8	5-3	2-5	0-1
April:	4-5	3-2	1-3	0-0

Playoff Results: Lost to Chicago in the First Round (3-0)

NBA Honors: Glen Rice, NBA Player of the Month (April); Steve Smith, All-Rookie First Team

HEAT Honors: Glen Rice, Most Valuable Player; Grant Long, Leadership Award

Home Attendance: 613,583 (14,965 average/15,008 capacity); 34 sellouts

1991-92 GAME BY GAME

	DATE	OPPONENTS	SCORE	W/L	REC	STRK	ATTEND	HEAT HIGH SCORER	OPP. HIGH SCORER
1.	11/2	NEW YORK	107-93	W	1-0	-1	15,008	Rice.....29	Ewing.....24
2.	11/5	BOSTON	93-89	L	1-1	-1	15,008	Coles/Rice/Seikaly.....16	Lewis.....25
3.	11/7	@ New Jersey	111-89	W	2-1	+1	11,643	Burton.....24	Bowie.....20
4.	11/9	@ Atlanta	97-93	L	2-2	-1	10,236	Rice.....24	Wilkins.....34
5.	11/13	DETROIT	107-102	W	3-2	+1	15,008	Coles.....19	I. Thomas.....34
6.	11/15	CHARLOTTE	120-105	W	4-2	+2	15,008	Rice.....33	Frederick.....20
7.	11/16	@ Milwaukee	*120-116	W	5-2	+3	15,621	Rice.....30	Malone.....26
8.	11/19	UTAH	111-81	W	6-2	+4	15,008	Seikaly.....23	K. Malone.....25
9.	11/20	@ Philadelphia	114-107	L	6-3	-1	10,683	Rice.....27	Barkley.....29
10.	11/22	SACRAMENTO	118-112	W	7-4	+1	15,008	Rice/Smith.....23	Richmond.....32
11.	11/23	@ Indiana	119-83	L	7-5	-1	11,961	Long.....16	Person.....24
12.	11/26	@ New York	98-81	L	7-6	-2	15,711	Rice.....23	Wilkins.....28
13.	11/27	L.A. LAKERS	89-87	L	7-7	-3	15,008	Seikaly.....17	Scott.....23
14.	11/29	PHILADELPHIA	95-92	W	8-6	+1	15,008	Seikaly.....20	Anderson.....25
15.	11/30	@ Orlando	105-99	L	8-7	-1	15,151	Smith.....24	Porter.....26
16.	12/3	PORTLAND	124-94	L	8-8	-2	15,008	Long/Rice.....27	Parish.....31
17.	12/4	@ Boston	124-97	L	8-9	-3	14,890	Rice.....27	Johnson.....30
18.	12/7	PHOENIX	109-108	L	8-10	-4	15,008	Burton/Seikaly.....18	Blackman.....31
19.	12/10	@ Dallas	*114-110	L	8-11	-5	14,239	Burton.....23	Price.....21
20.	12/11	CLEVELAND	105-103	W	9-11	+1	14,707	Rice.....21	Johnson.....25
21.	12/13	@ Charlotte	121-108	W	10-11	+2	23,698	Seikaly.....28	Willis.....23
22.	12/14	ATLANTA	121-101	W	11-11	+3	15,008	Rice.....26	Battle/Price.....18
23.	12/17	@ Cleveland	148-80	L	11-12	-1	10,487	Smith.....15	Person.....26
24.	12/18	INDIANA	*118-112	W	12-12	+1	15,008	Seikaly.....22	Barkley/Gilliam.....31
25.	12/20	@ Philadelphia	127-99	W	12-13	+1	10,847	Seikaly.....21	Lewis.....19
26.	12/21	BOSTON	112-101	W	13-13	+1	15,008	Seikaly.....26	Anderson.....31
27.	12/23	ORLANDO	113-102	W	14-13	+2	15,008	Seikaly.....27	Perry.....21
28.	12/26	@ Phoenix	132-104	L	14-14	-1	14,496	Smith.....22	K. Malone.....38
29.	12/28	@ Utah	128-103	L	14-15	-2	19,911	Smith.....19	Drexler.....22
30.	12/29	@ Portland	*129-96	L	14-16	-3	12,888	Edwards.....26	Pierce.....34
31.	1/2	@ Seattle	*113-109	L	14-17	-4	10,787	Edwards.....26	Webb.....24
32.	1/4	@ Sacramento	110-97	W	15-17	+1	17,014	Rice.....22	Worthy.....33
33.	1/5	@ L.A. Lakers	123-111	L	15-18	-1	16,530	Long.....23	Jordan.....40
34.	1/8	CHICAGO	108-106	L	15-19	-2	15,008	Long/Seikaly.....23	Thorpe.....32
35.	1/10	HOUSTON	*111-107	L	15-20	-3	15,008	Rice.....22	Jordan.....30
36.	1/11	@ Chicago	108-99	L	15-21	-4	18,676	Long.....31	Brickowski/Humphries.....23
37.	1/15	MILWAUKEE	134-115	W	16-21	+1	15,008	Rice.....35	Grant.....28
38.	1/16	@ Washington	102-94	W	17-21	+2	6,522	Seikaly.....25	Miller.....32
39.	1/18	@ Indiana	127-103	L	17-22	-1	11,782	Rice.....22	Campbell.....21
40.	1/20	MINNESOTA	121-106	W	18-22	+1	15,008	Seikaly.....22	Eackles.....22
41.	1/22	WASHINGTON	125-112	W	19-22	+2	14,541	Rice.....35	Coleman.....38
42.	1/24	@ New Jersey	123-117	W	19-23	+1	11,415	Rice.....33	Harper.....24
43.	1/25	DALLAS	103-101	W	20-23	+1	15,008	Rice.....30	Pierce.....28
44.	1/29	SEATTLE	119-114	W	21-23	+2	14,728	Long/Rice.....21	Dumars.....29
45.	1/31	@ Detroit	109-98	L	21-24	-1	21,454	Rice.....28	Gill.....23
46.	2/2	CHARLOTTE	118-100	W	22-24	+1	15,008	Rice.....21	Ewing.....19
47.	2/4	@ New York	122-91	L	22-25	-1	15,005	Rice.....33	Mullin.....26
48.	2/5	GOLDEN STATE	126-124	W	23-25	+1	15,008	Seikaly.....23	Hawkins.....29
49.	2/11	PHILADELPHIA	114-102	L	23-26	-1	15,008	Long/Rice.....26	Robinson.....25
50.	2/13	ATLANTA	121-119	W	24-26	+1	23,698	Coles.....16	Johnson.....28
51.	2/16	@ Charlotte	126-109	L	24-27	-1	15,008	Rice.....26	Ewing.....22
52.	2/17	NEW YORK	104-102	L	24-28	-2	15,008	Rice.....30	Brickowski.....25
53.	2/20	@ Milwaukee	111-109	W	25-28	+1	13,642	Rice.....23	Dumars.....27
54.	2/22	DETROIT	107-98	W	26-28	+2	15,008	Long.....25	Robinson.....26
55.	2/25	@ San Antonio	123-101	L	26-29	-1	16,057	Rice.....38	Jackson.....29
56.	2/26	@ Denver	105-98	W	27-29	+1	8,944	Edwards.....24	Manning.....34
57.	2/28	@ L.A. Clippers	108-92	L	27-30	-1	11,279	Burton.....25	Owens.....23
58.	2/29	@ Golden State	136-110	L	27-31	-2	15,025	Rice.....30	Manning.....30
59.	3/3	L.A. CLIPPERS	117-116	L	27-32	-3	14,822	Shaw.....20	Maxwell/Thorpe.....25
60.	3/5	@ Houston	114-93	L	27-33	-4	13,884	Edwards.....21	Jordan.....27
61.	3/7	@ Chicago	123-81	L	27-34	-5	18,487	Rice.....30	Ellison.....24
62.	3/8	WASHINGTON	112-98	W	28-34	+1	14,890	Rice.....31	Lewis.....28
63.	3/10	BOSTON	108-101	W	29-34	+2	15,008	Rice.....29	Liberty.....17
64.	3/13	DENVER	113-109	W	30-34	+3	15,008	Rice.....22	Augmon.....24
65.	3/14	@ Atlanta	115-102	L	30-35	-1	15,699	Seikaly.....21	Person.....27
66.	3/16	CHICAGO	*116-100	L	30-36	-2	15,008	Rice.....12	McDaniel.....18
67.	3/18	INDIANA	*116-111	L	30-37	-3	14,799	Long.....29	Coleman.....32
68.	3/21	@ New York	105-88	W	30-38	-4	19,763	Long.....27	Brooks.....26
69.	3/22	NEW JERSEY	107-100	W	31-38	+1	15,008	Rice.....35	Cummings.....26
70.	3/25	@ Minnesota	105-97	W	32-38	+2	18,818	Rice.....29	Bowie.....26
71.	3/27	SAN ANTONIO	118-101	W	33-38	+3	15,008	Rice.....30	Baugherty.....23
72.	3/28	@ Orlando	109-100	W	34-38	+4	15,151	Seikaly.....19	Parkley.....24
73.	3/31	@ Cleveland	123-114	L	34-39	-1	16,020	Rice.....25	Laimeber/Salley.....19
74.	4/1	PHILADELPHIA	108-91	L	34-40	-2	12,132	Long.....21	Grant.....20
75.	4/3	CLEVELAND	103-100	L	34-41	-3	15,008	Seikaly.....24	Eackles/Stewart.....20
76.	4/5	@ Detroit	104-80	L	34-42	-1	21,454	Rice.....46	Anderson.....34
77.	4/7	WASHINGTON	100-89	W	35-42	+1	14,824	Rice.....36	Coleman.....24
78.	4/10	@ Washington	108-93	W	36-42	+2	10,137	Rice.....23	Lohaus.....23
79.	4/11	ORLANDO	105-101	W	37-42	+3	15,008	Rice.....34	Lewis/Parish.....22
80.	4/14	NEW JERSEY	105-100	L	37-43	-1	15,008		
81.	4/16	MILWAUKEE	95-87	W	38-43	+1	15,008		
82.	4/19	@ Boston	109-93	L	38-44	-1	14,890		

(* Overtime)

Management

Players

12/13 Review

Records

Playoffs

History

All-Time Roster

NBA/BADL

Opponents

Media



FINAL 1991-92 STATISTICS (38-44)

PLAYER	G	GS	MIN	-FIELD GOALS-			-3-POINT FG-			-FREE THROWS-			-REBOUNDS-			PF	DQ	STL	TO	BLK	PTS	AVG	
				FG	FGA	PCT	FG	FGA	PCT	FT	FTA	PCT	OFF	DEF	TOT								
RICE	79	79	3007	672	1432	.469	155	396	.391	266	318	.836	84	310	394	184	170	0	90	145	35	1765	22.3
SEIKALY	79	78	2800	463	947	.489	0	3	.000	370	505	.733	307	627	934	109	278	2	40	216	121	1296	16.4
LONG	82	82	3063	440	890	.494	6	22	.273	326	404	.807	259	432	691	225	248	2	139	185	40	1212	14.8
SMITH	61	59	1806	297	654	.454	40	125	.320	95	127	.748	81	107	188	278	162	1	59	152	19	729	12.0
BURTON	68	50	1585	280	622	.450	6	15	.400	196	245	.800	76	168	244	123	186	2	46	119	37	762	11.2
EDWARDS	81	1	1840	325	716	.454	7	32	.219	162	191	.848	56	155	211	170	138	1	99	120	20	819	10.1
COLES	81	28	1976	295	649	.455	10	52	.192	216	262	.824	69	120	189	366	151	3	73	167	13	816	10.1
SHAW (TOT)	63	26	1423	209	513	.407	5	23	.217	72	91	.791	50	154	204	250	115	0	57	99	22	495	7.9
SHAW (MIA)	46	23	987	139	349	.398	5	16	.313	37	51	.725	39	96	135	161	86	0	45	67	12	320	7.0
DOUGLAS	5	2	98	16	31	.516	0	1	.000	5	7	.714	1	5	6	19	10	0	4	8	0	37	7.4
KESSLER	77	4	1197	158	383	.413	0	0	.000	94	115	.817	114	200	314	34	185	3	17	58	32	410	5.3
MORTON (TOT)	25	0	270	36	93	.387	2	16	.125	32	38	.842	6	20	26	32	23	0	13	28	1	106	4.2
MORTON (MIA)	21	0	216	33	81	.407	2	15	.133	24	29	.828	3	16	19	27	20	0	12	24	1	92	4.4
ASKINS	59	4	843	84	205	.410	25	73	.342	26	37	.703	65	77	142	38	109	0	40	47	15	219	3.7
BENNETT (TOT)	54	45	833	80	211	.379	0	1	.000	35	50	.700	63	99	162	38	122	1	19	33	9	195	3.6
BENNETT (MIA)	2	0	2	1	2	.500	0	0	.000	0	0	.000	1	0	1	0	1	0	0	0	0	2	1.0
OGG	43	0	367	46	84	.548	0	0	.000	16	30	.533	30	44	74	7	73	0	5	19	28	108	2.5
BABIC	9	0	35	6	13	.462	0	0	.000	6	8	.750	2	9	11	6	0	0	1	5	0	18	2.0
SUNDVOLD	3	0	8	1	3	.333	1	1	1.000	0	0	.000	0	0	0	2	2	0	0	0	0	3	1.0
HEAT	82	—	19830	3256	7061	.461	257	751	.342	1839	2329	.790	1187	2366	3553	1749	1819	14	670	1377	373	8608	105.0
OPPONENTS	82	—	19830	3529	7157	.493	210	606	.347	1685	2242	.752	1134	2415	3549	2070	1968	21	731	1316	447	8953	109.2

TECHNICAL FOULS:

Miami-42 (Loughery-10; Seikaly-4; Gentry-3; Burton-2; Kessler-2; Long-2; Askins-1; Coles-1; Ogg-1; Rice-1; Illegal Defense-15)

Opponents-69 (Includes 27 for Illegal Defense)

EJECTIONS:

Miami-3 (Seikaly-2; Burton-1)

Opponents-4

PLAYER	— SINGLE-GAME HIGHS —								— AVERAGE PER GAME —							
	MIN	REB	AST	ST	TO	BLK	PTS		MIN	REB	AST	STL	TO	BLK	PTS	
RICE	50	14	6	4	6	2	46		38.1	5.0	2.3	1.14	1.8	0.44	22.3	
SEIKALY	48	24	5	2	6	6	28		35.4	11.8	1.4	0.51	2.7	1.53	16.4	
LONG	46	15	6	5	6	3	29		37.4	8.4	2.7	1.70	2.3	0.49	14.8	
SMITH	41	8	9	4	9	2	24		29.6	3.1	4.6	0.97	2.5	0.31	12.0	
BURTON	44	9	6	3	6	3	28		23.3	3.6	1.8	0.68	1.8	0.54	11.2	
EDWARDS	35	9	7	6	7	2	26		22.7	2.6	2.1	1.22	1.5	0.25	10.1	
COLES	41	7	12	4	7	1	22		24.4	2.3	4.5	0.90	2.1	0.16	10.1	
SHAW (TOT)	36	9	12	6	5	3	24		22.6	3.2	4.0	0.90	1.6	0.35	7.9	
SHAW (MIA)	35	8	9	6	5	2	20		21.5	2.9	3.5	0.98	1.5	0.26	7.0	
DOUGLAS	27	3	7	2	3	0	11		19.6	1.2	3.8	0.80	1.6	0.00	7.4	
KESSLER	29	14	3	3	4	3	15		15.5	4.1	0.4	0.22	0.8	0.42	5.3	
MORTON (TOT)	31	4	7	2	3	1	16		10.8	1.0	1.3	0.52	1.1	0.04	4.2	
MORTON (MIA)	31	4	7	2	3	1	16		10.3	0.9	1.3	0.57	1.1	0.05	4.4	
ASKINS	34	9	4	3	3	3	18		14.3	2.4	0.6	0.68	0.8	0.25	3.7	
BENNETT (TOT)	31	10	3	2	3	2	14		15.4	3.0	0.7	0.35	0.6	0.17	3.6	
BENNETT (MIA)	1	1	0	0	0	0	2		1.0	0.5	0.0	0.00	0.0	0.00	1.0	
OGG	27	6	2	2	3	4	10		8.5	1.7	0.2	0.12	0.4	0.65	2.5	
BABIC	12	5	2	1	1	0	6		3.9	1.2	0.7	0.11	0.6	0.00	2.0	
SUNDVOLD	6	0	2	0	0	0	3		2.7	0.0	0.7	0.00	0.0	0.00	1.0	
HEAT	265	56	35	16	29	9	134		241.8	43.3	21.3	8.17	16.8	4.55	105.0	
OPPONENTS	265	59	42	20	29	13	148		241.8	43.3	25.2	8.91	16.0	5.45	109.2	

1990-91 SEASON

RECORD: 24-58 (6th in Atlantic Division)

HOME: 18-23

ROAD: 6-35

OVERTIME: 0-3



Front Row (L-R): Sherman Douglas, Jon Sundvold, Assistant Coach Tony Fiorentino, Head Coach Ron Rothstein, Assistant Coach Dave Wohl, Bimbo Coles, Kevin Edwards.

Back Row (L-R): Equipment Manager John Manoojian, Trainer Ron Culp, Willie Burton, Glen Rice, Terry Davis, Alan Ogg, Rony Seikaly, Alec Kessler, Grant Long, Billy Thompson, Keith Askins, Strength and Conditioning Coach Bill Foran.

Head Coach: Ron Rothstein

Assistant Coaches: Dave Wohl, Tony Fiorentino

Team Captains: Sherman Douglas, Grant Long

CONFERENCE RECORDS

	Overall	Home	Road	Overtime
Eastern:	15-39	12-15	3-24	0-3
Western:	9-19	6-8	3-11	0-0

DIVISION RECORDS

	Overall	Home	Road	Overtime
Atlantic:	9-19	7-8	2-11	0-2
Central:	6-20	5-7	1-13	0-1
Midwest:	6-8	4-3	2-5	0-0
Pacific:	3-11	2-5	1-6	0-0

RECORDS BY MONTH

	Overall	Home	Road	Overtime
November:	5-9	4-3	1-6	0-0
December:	3-12	1-7	2-5	0-0
January:	3-12	3-4	0-8	0-1
February:	6-6	4-4	2-2	0-0
March:	5-11	4-4	1-7	0-2
April:	2-8	2-1	0-7	0-0

Playoff Results: None

NBA Honors: Willie Burton, All-Rookie Second Team

HEAT Honors: Sherman Douglas, Most Valuable Player; Grant Long, Leadership Award

Home Attendance: 615,328 (15,008 average/15,008 capacity); 41 sellouts

Management

Players

12/13 Review

Records

Playoffs

History

All-Time Roster

NBA/NBADL

Opponents

Media

1990-91 GAME BY GAME

	DATE	OPPONENTS	SCORE	W/L	REC	STRK	ATTEND	HEAT HIGH SCORER	OPP. HIGH SCORER
1.	11/2	WASHINGTON	119-95	W	1-0	+1	15,008	Burton.....25	King.....18
2.	11/6	MILWAUKEE	106-94	L	1-1	-1	15,008	Rice.....19	Robertson.....27
3.	11/8	@ New Jersey	114-103	L	1-2	-2	12,138	Douglas.....24	Theus.....24
4.	11/10	INDIANA	120-105	W	2-2	+1	15,008	Edwards.....30	Miller.....29
5.	11/13	@ Detroit	118-93	L	2-3	-1	21,454	Edwards.....14	Thomas.....23
6.	11/14	DALLAS	105-93	W	3-3	+1	15,008	Seikaly.....30	Harper.....30
7.	11/16	@ Indiana	106-80	L	3-4	-1	10,010	Thompson.....12	Miller.....17
8.	11/17	@ Houston	117-100	L	3-5	-2	14,563	Edwards.....27	Thorpe.....28
9.	11/20	DETROIT	106-90	L	3-6	-3	15,008	Rice.....19	Salley.....24
10.	11/21	@ Cleveland	123-109	L	3-7	-4	13,884	Seikaly.....27	Nance.....27
11.	11/23	@ Charlotte	116-100	W	4-7	+1	23,901	Edwards.....34	Newman/Reid.....20
12.	11/24	CHARLOTTE	125-112	L	4-8	-1	15,008	Wagner.....15	Newman.....30
13.	11/26	@ Boston	118-101	L	4-9	-2	15,239	Seikaly.....21	Bird.....21
14.	11/28	NEW JERSEY	97-79	W	5-9	+1	15,008	Edwards.....20	Coleman.....14
15.	12/1	GOLDEN STATE	137-111	L	5-10	-1	15,008	Rice.....25	Mullin.....28
16.	12/4	PORTLAND	98-95	L	5-11	-2	15,008	Seikaly.....24	Porter.....26
17.	12/6	SEATTLE	105-103	L	5-12	-3	15,008	Seikaly.....27	Threatt.....18
18.	12/11	@ New York	109-90	L	5-13	-4	13,927	Burton/Edwards.....15	Ewing.....29
19.	12/12	ATLANTA	118-93	L	5-14	-5	15,008	Douglas/Rice.....16	Wilkins.....28
20.	12/14	@ Philadelphia	95-92	L	5-15	-6	16,244	Seikaly.....27	Barkley.....35
21.	12/15	BOSTON	114-100	L	5-16	-7	15,008	Burton.....23	Parish.....23
22.	12/18	@ Chicago	112-103	L	5-17	-8	17,877	Edwards.....20	Jordan.....39
23.	12/19	NEW YORK	104-94	L	5-18	-9	15,008	Douglas/Rice.....23	Ewing.....26
24.	12/21	PHILADELPHIA	126-102	L	5-19	-10	15,008	Rice.....25	Barkley/Hawkins.....25
25.	12/23	UTAH	98-93	W	6-19	+1	15,008	Douglas.....23	K. Malone.....25
26.	12/26	@ San Antonio	111-97	L	6-20	-1	15,908	Seikaly.....26	Anderson.....24
27.	12/27	@ Denver	124-114	W	7-20	+1	8,878	Douglas.....42	Adams.....23
28.	12/29	@ Phoenix	132-95	L	7-21	-1	14,487	Edwards.....22	McDaniel.....24
29.	12/30	@ L.A. Clippers	112-97	W	8-21	+1	12,404	Douglas.....25	Benjamin/Norman.....21
30.	1/2	@ Utah	112-104	L	8-22	-1	12,616	Rice.....26	K. Malone.....40
31.	1/4	@ Seattle	112-86	L	8-23	-2	12,074	Rice.....20	Threatt.....30
32.	1/5	@ Portland	132-108	L	8-24	-3	12,884	Burton.....20	Robinson.....20
33.	1/8	SACRAMENTO	95-83	W	9-24	+1	15,008	Rice.....21	Mays.....19
34.	1/11	MINNESOTA	108-107	L	9-25	-1	15,008	Rice.....33	Campbell.....29
35.	1/12	@ Detroit	*109-103	L	9-26	-2	21,454	Douglas.....23	Thomas.....25
36.	1/15	ORLANDO	104-102	W	10-26	+1	15,008	Douglas.....24	Reynolds.....23
37.	1/16	@ Cleveland	108-94	L	10-27	-1	11,766	Burton.....19	Daugherty.....22
38.	1/18	NEW YORK	107-86	W	11-27	+1	15,008	Douglas.....20	Ewing.....23
39.	1/21	CHICAGO	117-106	L	11-28	-1	15,008	Burton.....21	Jordan.....37
40.	1/22	@ Atlanta	118-107	L	11-29	-2	10,440	Douglas.....25	Willis.....29
41.	1/25	@ Chicago	108-87	L	11-30	-3	18,676	Edwards.....16	Jordan.....26
42.	1/26	NEW JERSEY	127-105	L	11-31	-4	15,008	Kessler.....18	Theus.....35
43.	1/29	@ Washington	105-101	L	11-32	-5	6,101	Long/Rice.....20	King.....26
44.	1/30	PHOENIX	115-104	L	11-33	-6	15,008	Rice.....23	Majerle.....22
45.	2/1	INDIANA	116-113	W	12-34	+1	15,008	Douglas.....35	Miller.....26
46.	2/2	@ Orlando	108-98	L	12-34	-1	15,077	Rice.....37	Skiles.....27
47.	2/6	@ New Jersey	134-119	W	13-34	+1	8,944	Douglas/Rice.....36	Coleman.....29
48.	2/12	CLEVELAND	94-78	W	13-35	+1	15,008	Douglas.....29	Daugherty.....25
49.	2/14	DENVER	141-112	W	14-35	+2	15,008	Edwards/Kessler.....21	Woolridge.....20
50.	2/16	CHARLOTTE	94-82	W	15-35	+2	15,008	Douglas/Seikaly.....22	Curry.....16
51.	2/19	@ Milwaukee	116-90	L	15-36	-1	15,587	Seikaly.....19	Robertson.....21
52.	2/21	@ Washington	104-90	W	16-36	+1	7,183	Rice.....27	Ellison.....17
53.	2/22	PHILADELPHIA	103-96	L	16-37	-1	15,008	Rice.....22	Hawkins.....26
54.	2/24	NEW YORK	108-92	L	16-38	-2	15,008	Rice.....21	G. Wilkins.....21
55.	2/26	MILWAUKEE	119-106	L	16-39	-3	15,008	Burton/Douglas.....18	Schayes.....29
56.	2/28	DETROIT	100-98	W	17-39	+1	15,008	Douglas.....27	Johnson.....32
57.	3/2	@ Dallas	109-103	W	18-39	+2	17,007	Douglas.....25	Blackman.....19
58.	3/5	L.A. CLIPPERS	116-113	W	19-39	+3	15,008	Douglas.....27	Harper.....31
59.	3/6	@ Boston	126-117	L	19-40	-1	14,890	Douglas.....27	McHale.....31
60.	3/8	ATLANTA	101-86	L	19-41	-2	15,008	Burton/Douglas.....18	Rivers.....19
61.	3/10	NEW JERSEY	101-88	W	20-41	+1	15,008	Douglas.....28	Theus.....22
62.	3/12	L.A. LAKERS	102-95	L	20-42	-1	15,008	Douglas.....19	Johnson/Scott.....21
63.	3/14	@ New York	**125-121	L	20-43	-2	15,514	Douglas.....33	G. Wilkins.....27
64.	3/15	@ Philadelphia	*105-103	L	20-44	-3	16,349	Douglas.....28	Barkley.....27
65.	3/17	@ Minnesota	90-87	L	20-45	-4	19,006	Rice.....30	Campbell.....24
66.	3/19	@ Milwaukee	101-88	L	20-46	-5	16,274	Burton.....24	Ellis.....29
67.	3/20	@ Indiana	117-107	L	20-47	-6	8,532	Rice.....31	Miller.....27
68.	3/22	SAN ANTONIO	97-90	L	20-48	-7	15,008	Seikaly.....25	Robinson.....28
69.	3/23	@ Atlanta	108-93	L	20-49	-8	14,159	Burton.....23	Wilkins.....26
70.	3/26	CLEVELAND	104-98	W	21-49	+1	15,008	Edwards.....28	Daugherty.....16
71.	3/28	BOSTON	90-88	W	22-49	+2	15,008	Rice.....19	Parish.....16
72.	3/31	HOUSTON	123-103	L	22-50	-1	15,008	Rice.....16	Johnson.....32
73.	4/2	@ Sacramento	96-90	L	22-51	-2	15,008	Douglas.....22	Mays.....25
74.	4/3	@ Golden State	127-114	L	22-52	-3	15,025	Rice.....27	Mullin.....28
75.	4/5	@ L.A. Lakers	108-87	L	22-53	-4	17,505	Edwards.....19	Johnson.....20
76.	4/10	WASHINGTON	112-106	W	23-53	+1	15,008	Seikaly.....27	Ellison/Williams.....19
77.	4/12	@ Boston	119-109	L	23-54	-1	14,890	Seikaly.....22	Lewis.....42
78.	4/14	@ Washington	101-96	L	23-55	-2	9,930	Douglas.....26	Grant.....26
79.	4/16	@ Charlotte	92-87	L	23-56	-3	23,901	Douglas.....23	Curry.....19
80.	4/17	CHICAGO	111-101	L	23-57	-4	15,008	Seikaly.....24	Jordan.....26
81.	4/19	PHILADELPHIA	114-100	W	24-57	+1	15,008	Seikaly.....35	Hawkins.....22
82.	4/20	@ New Jersey	118-103	L	24-58	-1	13,415	Edwards.....18	Blaylock.....27

(*Overtime **Double Overtime)

FINAL 1990-91 STATISTICS (24-58)

PLAYER	G	GS	MIN	-FIELD GOALS-			-3-POINT FG-			-FREE THROWS-			-REBOUNDS-			PF	DQ	STL	TO	BLK	PTS	AVG	
				FG	FGA	PCT	FG	FGA	PCT	FT	FTA	PCT	OFF	DEF	TOT								
DOUGLAS	73	73	2562	532	1055	.504	4	31	.129	284	414	.686	78	131	209	624	178	2	121	270	5	1352	18.5
RICE	77	77	2646	550	1193	.461	71	184	.386	171	209	.818	85	296	381	189	216	0	101	166	26	1342	17.4
SEIKALY	64	59	2171	395	822	.481	2	6	.333	258	417	.619	207	502	709	95	213	2	51	205	86	1050	16.4
EDWARDS	79	16	2000	380	927	.410	24	84	.286	171	213	.803	80	125	205	240	151	2	129	163	46	955	12.1
BURTON	76	26	1928	341	773	.441	4	30	.133	229	293	.782	111	151	262	107	275	6	72	144	24	915	12.0
LONG	80	66	2514	276	561	.492	1	6	.167	181	230	.787	225	343	568	176	295	10	119	156	43	734	9.2
THOMPSON	73	46	1481	205	411	.499	0	4	.000	89	124	.718	120	192	312	111	161	3	32	117	48	499	6.8
KESSLER	78	18	1259	199	468	.425	0	4	.000	88	131	.672	115	221	336	31	189	1	17	108	26	486	6.2
DAVIS	55	17	996	115	236	.487	1	2	.500	69	124	.556	107	159	266	39	129	2	18	36	28	300	5.5
COLES	82	9	1355	162	393	.412	6	34	.176	71	95	.747	56	97	153	232	149	0	65	98	12	401	4.9
WAGNER	13	1	116	24	57	.421	6	17	.353	9	11	.818	0	7	7	15	14	0	2	12	3	63	4.8
SUNDVOLD	24	0	225	43	107	.402	15	35	.429	11	11	1.000	3	6	9	24	11	0	7	16	0	112	4.7
ASKINS	39	1	266	34	81	.420	6	25	.240	12	25	.480	30	38	68	19	46	0	16	11	13	86	2.2
OGG	31	1	261	24	55	.436	0	2	.000	6	10	.600	15	34	49	2	53	1	6	8	27	54	1.7
HEAT	82	—	19780	3280	7139	.459	140	464	.302	1649	2307	.715	1232	2302	3534	1904	2080	29	756	1551	387	8349	101.8
OPPONENTS	82	—	19780	3335	6974	.478	173	514	.337	1997	2603	.767	1176	2364	3540	2006	1960	13	853	1466	502	8840	107.8

TECHNICAL FOULS:

Miami-44 (Douglas-6; Davis-4; Burton-3; Rothstein-3; Kessler-1; Long-1; Rice-1; Illegal Defense-23; Delay of Game-1; Not enough players on the court-1)

Opponents-65 (Includes 23 for Illegal Defense)

EJECTIONS:

Miami-2 (Burton-1; Davis-1)

Opponents-4

PLAYER	— SINGLE-GAME HIGHS —							— AVERAGE PER GAME —						
	MIN	REB	AST	ST	TO	BLK	PTS	MIN	REB	AST	STL	TO	BLK	PTS
DOUGLAS	51	7	16	5	8	1	42	35.1	2.9	8.5	1.66	3.7	0.07	18.5
RICE	44	11	8	6	6	3	37	34.4	4.9	2.5	1.31	2.2	0.34	17.4
SEIKALY	53	21	6	4	7	5	35	33.9	11.1	1.5	0.80	3.2	1.34	16.4
EDWARDS	43	10	7	5	6	4	34	25.3	2.6	3.0	1.65	2.1	0.58	12.1
BURTON	43	12	5	4	9	2	27	25.4	3.4	1.4	0.95	1.9	0.32	12.0
LONG	50	20	6	5	5	3	22	31.4	7.1	2.2	1.49	2.0	0.54	9.2
THOMPSON	38	15	5	4	5	3	20	20.3	4.3	1.5	0.44	1.6	0.66	6.8
KESSLER	40	15	3	2	5	3	21	16.1	4.3	0.4	0.22	1.4	0.33	6.2
DAVIS	36	13	3	2	3	2	13	18.1	4.8	0.7	0.33	0.7	0.51	5.5
COLES	41	8	10	4	5	2	15	16.5	1.9	2.8	0.79	1.2	0.15	4.9
WAGNER	23	2	3	1	5	3	15	8.9	0.5	1.2	0.15	0.9	0.23	4.8
SUNDVOLD	23	2	4	1	3	0	13	9.4	0.4	1.0	0.29	0.7	0.00	4.7
ASKINS	27	7	6	4	2	3	10	6.8	1.7	0.5	0.41	0.3	0.33	2.2
OGG	23	7	1	1	2	4	11	8.4	1.6	0.1	0.19	0.3	0.87	1.7
HEAT	290	69	32	17	29	13	141	241.2	43.1	23.2	9.23	18.9	4.72	101.8
OPPONENTS	290	63	40	19	28	15	137	241.2	43.2	24.5	10.40	17.9	6.12	107.8

1989-90 SEASON

Record: 18-64 (5th in Atlantic Division)

Home: 11-30

Road: 7-34

Overtime: 2-0



Front Row (L-R): Rory Sparrow, Kevin Edwards, Assistant Coach Tony Fiorentino, Head Coach Ron Rothstein, Assistant Coach Dave Wohl, Sherman Douglas, Jon Sundvold.

Back Row (L-R): Equipment Manager John Manoogian, Strength and Conditioning Coach Bill Foran, Billy Thompson, Glen Rice, Tellis Frank, Rony Seikaly, Pat Cummings, Terry Davis, Grant Long, Scott Haffner, Trainer Ron Culp.

Head Coach: Ron Rothstein

Assistant Coaches: Dave Wohl, Tony Fiorentino

Team Captains: Grant Long, Rony Seikaly

CONFERENCE RECORDS

	Overall	Home	Road	Overtime
Eastern:	11-43	7-20	4-23	1-0
Western:	7-21	4-10	3-11	1-0

DIVISION RECORDS

	Overall	Home	Road	Overtime
Atlantic:	4-22	2-11	2-11	0-0
Central:	7-21	5-9	2-12	1-0
Midwest:	4-10	2-5	2-5	0-0
Pacific:	3-11	2-5	1-6	1-0

RECORDS BY MONTH

	Overall	Home	Road	Overtime
November:	4-12	2-4	2-8	0-0
December:	3-11	1-7	2-4	1-0
January:	2-13	1-6	1-7	0-0
February:	3-10	3-5	0-5	0-0
March:	5-9	3-5	2-4	1-0
April:	1-9	1-3	0-6	0-0

Playoff Results: None

NBA Honors: Sherman Douglas, All-Rookie First Team; Glen Rice, All-Rookie Second Team; Rony Seikaly, NBA Most Improved Player Award, NBA Player of the Week (week ending: Mar. 11, 1990)

HEAT Honors: Rony Seikaly, Most Valuable Player; Rory Sparrow, Leadership Award

Home Attendance: 615,328 (15,008 average/ 15,008 capacity); 41 sellouts

1989-90 GAME BY GAME

	DATE	OPPONENTS	SCORE	W/L	REC	STRK	ATTEND	HEAT HIGH SCORER	OPP. HIGH SCORER
1.	11/3	NEW JERSEY	110-90	L	0-1	-1	15,008	Edwards18	Hopson19
2.	11/4	@ New York	119-99	L	0-2	-2	18,212	Davis17	Ewing35
3.	11/7	@ New Jersey	83-77	W	1-3	+1	11,998	Frank/Seikaly14	Hopson17
4.	11/8	@ Philadelphia	115-91	L	1-3	-1	10,118	Douglas/Long/Rice15	Barkley29
5.	11/10	@ Indiana	102-98	L	1-4	-2	12,453	Seikaly20	Fleming23
6.	11/11	DETROIT	88-84	W	2-4	+1	15,008	Edwards/Seikaly21	Thomas19
7.	11/14	HOUSTON	101-99	W	3-4	+2	15,008	Edwards33	Wiggins24
8.	11/15	@ Detroit	130-94	L	3-5	-1	21,454	Frank16	Dumars24
9.	11/18	@ Dallas	100-99	L	3-6	-2	17,007	Sundvold15	Harper24
10.	11/19	@ Houston	132-94	L	3-7	-3	14,650	Thompson21	Wiggins26
11.	11/21	@ Charlotte	98-87	W	4-7	+1	23,901	Thompson23	Chapman28
12.	11/22	PHILADELPHIA	113-103	L	4-8	-1	15,008	Douglas19	Barkley/Hawkins20
13.	11/24	ATLANTA	103-87	L	4-9	-2	15,008	Rice15	Wilkins35
14.	11/25	@ Washington	107-88	L	4-10	-3	8,524	Thompson20	King26
15.	11/28	@ Orlando	104-99	L	4-11	-4	15,077	Seikaly19	Cattedge26
16.	11/29	MINNESOTA	105-100	L	4-12	-5	15,008	Thompson28	Campbell31
17.	12/1	@ New Jersey	101-77	L	4-13	-6	10,240	Seikaly13	Schackelford19
18.	12/2	CHICAGO	114-107	L	4-14	-7	15,008	Long21	Jordan36
19.	12/5	PORTLAND	113-107	L	4-15	-8	15,008	Douglas19	Drexler/Porter26
20.	12/6	@ Philadelphia	121-98	L	4-16	-9	8,895	Thompson27	Dawkins/Hawkins24
21.	12/8	ORLANDO	*122-114	W	5-16	+1	15,008	Douglas31	Cattedge33
22.	12/13	L.A. LAKERS	102-75	L	5-17	-1	15,008	Thompson17	Worthy21
23.	12/15	@ Minnesota	95-84	W	6-17	+1	21,899	Seikaly20	Campbell23
24.	12/16	@ Milwaukee	95-86	W	7-17	+2	15,715	Seikaly22	Sikma23
25.	12/19	NEW JERSEY	100-98	L	7-18	-1	15,008	Seikaly30	Hopson20
26.	12/21	ATLANTA	117-115	L	7-19	-2	15,008	Rice27	Malone28
27.	12/23	DENVER	135-104	L	7-20	-3	15,008	Sundvold15	Adams21
28.	12/28	NEW YORK	100-94	L	7-21	-4	15,008	Seikaly26	Oakley19
29.	12/30	@ Denver	132-107	L	7-22	-5	11,501	Cummings/Edwards/Long14	English20
30.	12/30	@ Utah	117-98	L	7-23	-6	12,616	Rice19	Malone33
31.	1/2	@ Portland	119-95	L	7-24	-7	12,884	Rice16	Rexler25
32.	1/4	@ Golden State	119-117	L	7-25	-8	15,025	Seikaly22	Mullin/Richmond27
33.	1/5	@ Seattle	140-110	L	7-26	-9	9,819	Rice27	Ellis26
34.	1/7	@ L.A. Lakers	132-93	L	7-27	-10	17,505	Douglas21	Divac/Johnson21
35.	1/9	SAN ANTONIO	107-102	L	7-28	-11	15,008	Seikaly21	Cummings31
36.	1/11	WASHINGTON	100-89	L	7-29	-12	15,008	Seikaly25	Malone39
37.	1/13	BOSTON	105-96	L	7-30	-13	15,008	Seikaly28	Parish30
38.	1/15	@ Washington	111-105	W	8-30	+1	10,921	Rice27	King30
39.	1/17	INDIANA	121-111	W	9-30	+2	15,008	Seikaly31	Person32
40.	1/19	PHILADELPHIA	102-95	L	9-31	-1	15,008	Seikaly23	Barkley32
41.	1/21	@ Milwaukee	127-101	L	9-32	-2	15,017	Seikaly26	Pierce22
42.	1/23	PHOENIX	118-99	L	9-33	-3	15,008	Frank17	Chambers32
43.	1/24	@ Boston	116-95	L	9-34	-4	14,890	Rice22	Parish23
44.	1/26	@ Indiana	115-105	L	9-35	-5	11,811	Edwards21	Miller34
45.	1/30	CLEVELAND	106-94	L	9-36	-6	15,008	Rice19	Williams24
46.	2/2	L.A. CLIPPERS	126-91	W	10-36	+1	15,008	Edwards29	Smith21
47.	2/5	@ New York	116-107	L	10-37	-1	17,769	Seikaly22	Ewing/Oakley24
48.	2/6	WASHINGTON	118-100	L	10-38	-2	15,008	Seikaly22	Malone34
49.	2/8	@ Cleveland	106-82	L	10-39	-3	13,628	Edwards20	Price18
50.	2/13	CHICAGO	107-95	L	10-40	-4	15,008	Seikaly40	Jordan26
51.	2/16	@ Chicago	119-105	L	10-41	-5	18,097	Thompson20	Jordan26
52.	2/17	DETROIT	97-79	L	10-42	-6	15,008	Frank24	Thomas23
53.	2/19	@ Detroit	94-85	L	10-43	-7	21,454	Douglas16	Dumars20
54.	2/21	SEATTLE	92-85	L	10-44	-8	15,008	Frank/Rice17	Barros18
55.	2/23	NEW YORK	128-121	W	11-44	+1	15,008	Douglas28	Jackson27
56.	2/25	MILWAUKEE	113-108	L	11-45	-1	15,008	Douglas17	Pierce30
57.	2/26	@ Atlanta	123-114	L	11-46	-2	10,647	Seikaly26	Wilkins36
58.	2/28	SACRAMENTO	113-92	W	12-46	+1	15,008	Edwards32	Carr20
59.	3/2	BOSTON	122-110	L	12-47	-1	15,008	Seikaly25	Bird28
60.	3/5	UTAH	105-104	W	13-47	+1	15,008	Seikaly25	Malone32
61.	3/7	ORLANDO	122-105	W	14-47	+2	15,008	Seikaly31	Theus31
62.	3/11	NEW YORK	106-90	L	14-48	-1	15,008	Seikaly28	Ewing30
63.	3/13	@ Sacramento	121-97	L	14-49	-2	17,014	Rice18	Tisdale23
64.	3/14	@ L.A. Clippers	*121-97	W	15-49	+1	9,388	Douglas33	Manning28
65.	3/16	@ Phoenix	129-103	L	15-50	-1	14,487	Rice18	Chambers36
66.	3/17	@ San Antonio	111-98	L	15-51	-2	15,910	Seikaly22	Cummings28
67.	3/20	INDIANA	112-98	L	15-52	-3	15,008	Davis15	Schrempf29
68.	3/21	@ Philadelphia	118-97	L	15-53	-4	12,644	Frank/Thompson16	Hawkins25
69.	3/23	DALLAS	106-103	L	15-54	-5	15,008	Frank24	Harper34
70.	3/25	MILWAUKEE	105-102	W	16-54	+1	15,008	Douglas24	Pierce31
71.	3/28	@ Orlando	109-104	W	17-54	+2	15,008	Edwards25	Green23
72.	3/30	CLEVELAND	105-104	L	17-55	-1	15,008	Frank/Rice16	Price26
73.	4/1	@ Chicago	111-103	L	17-56	-2	18,263	Douglas27	Jordan47
74.	4/4	GOLDEN STATE	128-114	L	17-57	-3	15,008	Thompson29	Mullin30
75.	4/7	BOSTON	115-105	L	17-58	-4	15,008	Douglas22	Bird37
76.	4/8	@ New Jersey	102-101	L	17-59	-5	7,821	Douglas27	Morris23
77.	4/12	@ Boston	139-118	L	17-60	-6	14,990	Douglas37	Bird40
78.	4/14	@ Cleveland	93-85	L	17-61	-7	19,132	Rice25	Daugherty/Ehlo17
79.	4/16	@ New York	119-102	L	17-62	-8	17,590	Long17	Ewing25
80.	4/18	CHARLOTTE	98-91	L	17-63	-9	15,008	Rice23	Trippucka26
81.	4/20	WASHINGTON	117-112	W	18-63	+1	15,008	Edwards28	Eackles23
82.	4/21	@ Atlanta	130-109	L	18-64	-1	13,114	Edwards21	Wilkins36

(* Overtime)

Management

Players

12/13 Review

Records

Playoffs

History

All-Time Roster

NBA/IBADL

Opponents

Media

FINAL 1989-90 STATISTICS (18-64)

PLAYER	G	GS	MIN	-FIELD GOALS-			-3-POINT FG-			-FREE THROWS-			-REBOUNDS-			PF	DQ	STL	TO	BLK	PTS	AVG	
				FG	FGA	PCT	FG	FGA	PCT	FT	FTA	PCT	OFF	DEF	TOT								AST
SEIKALY	74	72	2409	486	968	.502	0	1	.000	256	431	.594	253	513	766	78	258	8	78	236	124	1228	16.6
DOUGLAS	81	66	2470	463	938	.494	5	31	.161	224	326	.687	70	136	206	619	187	0	145	246	10	1155	14.3
RICE	77	60	2311	470	1071	.439	17	69	.246	91	124	.734	100	252	352	138	198	1	67	113	27	1048	13.6
EDWARDS	78	54	2211	395	959	.412	9	30	.300	139	183	.760	77	205	282	252	149	1	125	180	33	938	12.0
THOMPSON	79	45	2142	375	727	.516	2	4	.500	115	185	.622	238	313	551	166	237	1	54	156	89	867	11.0
FRANK	77	39	1762	278	607	.458	0	0	.000	179	234	.765	151	234	385	85	282	6	51	134	27	735	9.5
LONG	81	31	1856	257	532	.483	0	3	.000	172	241	.714	156	246	402	96	300	11	91	139	38	686	8.5
SUNDVOLD	63	2	867	148	363	.408	44	100	.440	44	52	.846	15	56	71	102	69	0	25	52	0	384	6.1
SPARROW	82	25	1756	210	510	.412	8	40	.200	59	77	.766	37	101	138	298	140	0	49	99	4	487	5.9
DAVIS	63	9	884	122	262	.466	0	1	.000	54	87	.621	93	136	229	25	171	2	25	68	28	298	4.7
CUMMINGS	37	1	391	77	159	.484	0	0	.000	21	37	.568	28	65	93	13	60	1	12	32	4	175	4.7
HAFFNER	43	6	559	88	217	.406	3	21	.143	17	25	.680	7	44	51	80	53	0	13	33	2	196	4.6
ROWINSKI	14	0	112	14	32	.438	0	0	.000	22	26	.846	17	12	29	5	19	0	1	10	2	50	3.6
HEAT	82	—	19303	3383	7345	.461	88	300	.293	1393	2028	.687	1242	2313	3555	1957	2123	31	736	1557	388	8247	100.6
OPPONENTS	82	—	19303	3418	7010	.488	158	462	.342	2050	2716	.755	1125	2467	3592	2076	1781	13	860	1473	477	9044	110.3

TECHNICAL FOULS:

Miami-65 (Rothstein-16; Frank-4; Long-4; Douglas-3; Seikaly-3; Sparrow-2; Davis-1; Edwards-1; Sundvold-1; Wohl-1; Illegal Defense-29)

Opponents-54 (Includes 19 for Illegal Defense and 1 for Delay of Game)

EJECTIONS:

Miami-2 (Rothstein-2)

Opponents-3

PLAYER	— SINGLE-GAME HIGHS —							— AVERAGE PER GAME —						
	MIN	REB	AST	ST	TO	BLK	PTS	MIN	REB	AST	STL	TO	BLK	PTS
SEIKALY	42	22	4	3	7	8	40	32.6	10.4	1.1	1.05	3.2	1.68	16.6
DOUGLAS	49	7	17	6	10	1	37	30.5	2.5	7.6	1.79	3.0	0.12	14.3
RICE	45	3	6	4	5	2	28	30.0	4.6	1.8	0.87	1.5	0.35	13.6
EDWARDS	48	10	9	5	6	3	33	28.3	3.6	3.2	1.60	2.3	0.42	12.0
THOMPSON	46	18	7	4	7	5	29	27.1	7.0	2.1	0.68	2.0	1.13	11.0
FRANK	41	13	4	3	5	2	24	22.9	5.0	1.1	0.66	1.7	0.35	9.5
LONG	42	14	4	5	5	2	22	22.9	5.0	1.2	1.12	1.7	0.47	8.5
SUNDVOLD	27	5	7	3	4	0	18	13.8	1.1	1.6	0.40	0.8	0.00	6.1
SPARROW	41	7	11	3	4	1	21	21.4	1.7	3.6	0.60	1.2	0.05	5.9
DAVIS	42	16	3	2	3	3	18	14.0	3.6	0.4	0.40	1.1	0.44	4.7
CUMMINGS	28	7	2	3	5	1	14	10.6	2.5	0.4	0.32	0.9	0.11	4.7
HAFFNER	35	4	7	2	4	1	14	13.0	1.2	1.9	0.30	0.8	0.05	4.6
ROWINSKI	18	7	1	1	2	1	11	8.0	2.1	0.4	0.07	0.7	0.14	3.6
HEAT	265	62	35	16	29	15	128	240.6	43.4	23.9	8.98	19.0	4.73	100.6
OPPONENTS	265	63	38	17	30	13	140	240.6	43.8	25.3	10.49	18.0	5.82	110.3

1988-89 SEASON

Record: 15-67 (6th in Midwest Division)

Home: 12-29

Road: 3-38

Overtime: 3-2



Front Row (L-R): Rory Sparrow, Kevin Edwards, Assistant Coach Tony Fiorentino, Head Coach Ron Rothstein, Assistant Coach Dave Wohl, Dwayne Washington, Jon Sundvold.

Back Row (L-R): Equipment Manager John Manoogian, Craig Neal, Billy Thompson, Sylvester Gray, John Shasky, Rony Seikaly, Pat Cummings, Scott Hastings, Grant Long, Trainer Ron Culp.

Head Coach: Ron Rothstein

Assistant Coaches: Dave Wohl, Tony Fiorentino

Team Captains: Scott Hastings, Rory Sparrow

CONFERENCE RECORDS

	Overall	Home	Road	Overtime
Eastern:	5-19	5-7	0-12	1-0
Western:	10-48	7-22	3-26	2-2

DIVISION RECORDS

	Overall	Home	Road	Overtime
Atlantic:	3-9	3-3	0-6	0-0
Central:	2-10	2-4	0-6	1-0
Midwest:	6-24	5-10	1-14	2-1
Pacific:	4-24	2-12	2-12	0-1

RECORDS BY MONTH

	Overall	Home	Road	Overtime
November:	0-12	0-6	0-6	0-1
December:	3-12	2-6	1-6	0-0
January:	1-13	1-5	0-8	1-0
February:	4-9	4-5	0-4	0-1
March:	5-11	4-4	1-7	1-0
April:	2-10	1-3	1-7	1-0

Playoff Results: None

NBA Honors: Kevin Edwards, All-Rookie Second Team

HEAT Honors: Grant Long, Most Valuable Player; Rory Sparrow, Leadership Award

Home Attendance: 612,754 (14,945 average/15,008 capacity); 35 sellouts

Management

Players

12/13 Review

Records

Playoffs

History

All-Time
Roster

NBA/NBADL

Opponents

Media

1988-89 GAME BY GAME

DATE	OPPONENTS	SCORE	W/L	REC	STRK	ATTEND	HEAT HIGH SCORER	OPP. HIGH SCORER
1. 11/5	L.A. CLIPPERS	111-91	L	0-1	-1	15,008	Washington.....16	Norman.....22
2. 11/8	@ Dallas	92-88	L	0-2	-2	16,129	Edwards.....21	Blackman.....20
3. 11/9	@ San Antonio	117-93	L	0-3	-3	9,226	Cummings.....12	W. Anderson.....29
4. 11/11	HOUSTON	121-100	L	0-4	-4	15,008	Seikaly.....18	Chievous.....22
5. 11/15	BOSTON	94-65	L	0-5	-5	15,008	Sparrow.....10	McHale.....17
6. 11/17	@ Houston	113-107	L	0-6	-6	16,288	Gray.....19	Olajuwon.....29
7. 11/18	GOLDEN STATE	*123-117	L	0-7	-7	13,907	Seikaly.....29	Mullin.....22
8. 11/23	L.A. LAKERS	138-91	L	0-8	-8	15,008	Seikaly.....21	Woodridge.....29
9. 11/26	@ Milwaukee	103-93	L	0-9	-9	18,573	Taylor.....21	Gray.....18
10. 11/27	@ Cleveland	109-80	L	0-10	-10	9,499	Long.....14	Harper.....26
11. 11/29	@ Charlotte	99-84	L	0-11	-11	23,388	Washington.....18	Chapman.....22
12. 11/30	SAN ANTONIO	105-101	L	0-12	-12	14,298	Edwards.....24	Robertson.....27
13. 12/2	PORTLAND	105-102	L	0-13	-13	15,008	Sparrow.....24	Drexler.....36
14. 12/9	SACRAMENTO	96-94	L	0-14	-14	15,008	Sundvold.....15	D. Smith.....21
15. 12/9	DENVER	121-110	L	0-15	-15	14,812	Thompson.....22	Adams.....28
16. 12/10	@ Chicago	111-88	L	0-16	-16	16,615	Long.....14	Jordan.....38
17. 12/12	@ Utah	110-94	L	0-17	-17	12,444	Seikaly.....19	Malone.....33
18. 12/14	@ L.A. Clippers	89-88	W	1-17	+1	7,703	Cummings/Long/Thompson...15	Manning.....23
19. 12/15	@ Sacramento	94-90	L	1-18	-1	16,517	Sparrow.....24	K. Smith.....19
20. 12/17	DALLAS	104-87	L	1-19	-2	15,008	Sparrow.....16	Perkins.....16
21. 12/20	@ Detroit	116-100	L	1-20	-3	21,454	Sparrow.....23	Johnson.....22
22. 12/21	SEATTLE	109-101	L	1-21	-4	15,008	Long.....23	McDaniel.....23
23. 12/23	UTAH	101-80	W	2-21	+1	15,008	Sparrow.....19	Malone.....32
24. 12/26	SAN ANTONIO	111-109	W	3-21	+2	15,008	Sparrow.....28	G. Anderson.....23
25. 12/27	HOUSTON	101-93	L	3-22	-1	15,008	Sundvold.....25	Olajuwon.....22
26. 12/29	@ Seattle	129-99	L	3-23	-2	14,794	Sundvold.....23	Elis/McDaniel.....25
27. 12/30	@ Denver	109-83	L	3-24	-3	12,214	Long/Sparrow.....18	English.....24
28. 1/3	@ Portland	119-95	L	3-25	-4	12,848	Long.....19	Drexler.....21
29. 1/4	@ Golden State	109-100	L	3-26	-5	12,831	Seikaly.....20	Mullin.....26
30. 1/6	@ L.A. Lakers	118-86	L	3-27	-6	17,505	Seikaly.....16	Woodridge.....29
31. 1/7	@ Phoenix	107-99	L	3-28	-7	12,288	Edwards.....23	Chambers.....23
32. 1/10	UTAH	92-88	L	3-29	-8	15,008	Seikaly.....30	Malone.....29
33. 1/12	@ Washington	106-100	L	3-30	-9	6,487	Seikaly.....23	King/Malone.....32
34. 1/13	MILWAUKEE	107-101	L	3-31	-10	15,008	Sundvold.....19	Pierce.....23
35. 1/15	INDIANA	**118-117	W	4-31	+1	15,008	Sundvold.....25	Person.....29
36. 1/19	CHICAGO	112-108	L	4-32	-1	15,008	Sparrow.....27	Jordan.....34
37. 1/23	@ San Antonio	119-101	L	4-33	-2	9,404	Long.....16	W. Anderson.....26
38. 1/24	@ Houston	118-93	L	4-34	-3	16,611	Thompson.....20	Floyd.....22
39. 1/26	DENVER	129-108	L	4-35	-4	15,008	Sundvold/Thompson.....17	English.....34
40. 1/29	@ Boston	121-103	L	4-36	-5	14,890	Seikaly.....22	McHale.....21
41. 1/30	GOLDEN STATE	105-98	L	4-37	-6	14,880	Thompson.....30	Richmond.....26
42. 2/2	SEATTLE	100-93	L	4-38	-7	14,798	Thompson.....19	Ellis.....30
43. 2/5	SACRAMENTO	102-98	W	5-38	+1	15,008	Cummings.....24	K. Smith.....20
44. 2/7	@ Utah	96-77	L	5-39	-2	12,444	Long/Sparrow.....14	Malone.....26
45. 2/9	@ Denver	117-92	L	5-40	-2	14,935	Mitchell.....15	Lever.....38
46. 2/14	CLEVELAND	109-98	L	5-41	-3	15,008	Edwards.....24	Priest.....21
47. 2/16	@ Dallas	93-80	L	5-42	-4	17,007	Edwards.....16	Blackman.....17
48. 2/17	CHARLOTTE	103-102	W	6-42	+1	15,008	Sundvold.....20	Trippucka.....31
49. 2/19	ATLANTA	124-102	W	7-42	+2	15,008	Long.....30	Wilkins.....25
50. 2/20	@ New Jersey	117-109	L	7-43	-1	4,076	Edwards.....34	Hinson.....24
51. 2/22	PHILADELPHIA	139-108	L	7-44	-2	15,008	Sundvold.....26	Barkley.....39
52. 2/24	L.A. CLIPPERS	111-91	W	8-44	+1	15,008	Edwards.....22	Benjamin.....19
53. 2/26	PORTLAND	124-102	L	8-45	-1	15,008	Thompson.....25	Drexler.....26
54. 2/29	DALLAS	*111-110	L	8-46	-2	14,779	Long.....24	Blackman.....27
55. 3/2	@ New York	132-123	L	8-47	-3	14,064	Gray.....25	Vandeweghe.....23
56. 3/3	UTAH	107-95	L	8-48	-4	15,008	Washington.....15	Malone.....34
57. 3/5	DETROIT	109-100	L	8-49	-5	15,008	Long.....26	Johnson/Thomas.....22
58. 3/8	L.A. LAKERS	127-87	L	8-50	-6	15,008	Shasky.....18	Campbell.....19
59. 3/10	DENVER	**131-130	W	9-50	+1	15,008	Sparrow.....28	English.....51
60. 3/11	@ Atlanta	111-78	L	9-51	-1	16,371	Sparrow.....14	Wilkins.....26
61. 3/13	PHOENIX	112-104	L	9-52	-2	15,008	Thompson.....16	K. Johnson.....22
62. 3/15	@ L.A. Clippers	109-103	W	10-52	+1	9,307	Sparrow.....29	Benjamin.....23
63. 3/17	@ Utah	118-96	L	10-53	-1	12,444	Thompson.....15	Malone.....31
64. 3/18	@ Denver	110-105	L	10-54	-2	15,068	Edwards.....20	English.....25
65. 3/20	@ Phoenix	115-97	L	10-55	-3	12,315	Long.....18	Chambers.....26
66. 3/22	NEW YORK	107-103	W	11-55	+1	15,008	Edwards.....26	Newman.....26
67. 3/25	SAN ANTONIO	107-105	W	12-55	+2	15,008	Sundvold.....16	W. Anderson.....30
68. 3/27	NEW JERSEY	100-79	W	13-55	+3	15,008	Washington.....21	Carroll/McGee.....12
69. 3/29	@ Indiana	96-89	L	13-56	-1	8,792	Sparrow.....17	Person.....31
70. 3/31	@ Philadelphia	114-93	L	13-57	-2	14,127	Long.....18	Darkey.....24
71. 4/2	@ Dallas	98-96	L	13-58	-3	16,846	Edwards.....27	Dantley.....25
72. 4/4	@ San Antonio	109-87	L	13-59	-4	9,736	Edwards/Gray.....14	W. Anderson.....22
73. 4/6	WASHINGTON	101-93	L	13-60	-5	15,008	Seikaly.....17	King/Williams.....23
74. 4/8	HOUSTON	*107-104	W	14-60	+1	15,008	Long.....30	Olajuwon.....43
75. 4/10	@ Sacramento	108-69	L	14-61	-1	16,517	Seikaly.....18	Smith.....23
76. 4/11	@ Golden State	114-98	L	14-62	-2	15,025	Sparrow.....18	Mullin.....25
77. 4/13	@ Seattle	116-111	L	14-63	-3	11,267	Edwards.....23	McDaniel.....35
78. 4/14	@ Portland	97-86	L	14-64	-4	12,880	Edwards.....16	Drexler.....20
79. 4/16	@ L.A. Lakers	121-108	L	14-65	-5	15,505	Edwards.....27	Johnson.....24
80. 4/18	DALLAS	103-99	L	14-66	-6	15,008	Edwards.....25	Dantley/Harper.....23
81. 4/19	PHOENIX	117-91	L	14-67	-7	15,008	Edwards/Hastings.....17	Johnson.....29
82. 4/22	@ Houston	91-89	W	15-67	+1	16,611	Edwards/Long.....17	Olajuwon.....19

(*Overtime **Double Overtime)

FINAL 1988-89 STATISTICS (15-67)

PLAYER	G	GS	MIN	-FIELD GOALS-			-3-POINT FG-			-FREE THROWS-			-REBOUNDS-			PF	DQ	STL	TO	BLK	PTS	AVG	
				FG	FGA	PCT	FG	FGA	PCT	FT	FTA	PCT	OFF	DEF	TOT								
EDWARDS	79	62	2349	470	1105	.425	10	37	.270	144	193	.746	85	177	262	349	154	0	139	246	27	1094	13.8
SPARROW	80	79	2613	444	982	.452	18	74	.243	94	107	.879	55	161	216	429	168	0	103	204	17	1000	12.5
LONG	82	73	2435	336	692	.486	0	5	.000	304	406	.749	240	306	546	149	337	13	122	201	48	976	11.9
SEIKALY	78	62	1962	333	744	.448	1	4	.250	181	354	.511	204	345	549	55	258	8	46	200	96	848	10.9
THOMPSON	79	58	2273	349	716	.487	0	4	.000	156	224	.696	241	331	572	176	260	8	56	189	105	854	10.8
SUNDVOLD	68	8	1338	307	675	.455	48	92	.522	47	57	.825	18	69	87	137	78	0	27	87	1	709	10.4
CUMMINGS	53	28	1096	197	394	.500	0	2	.000	72	97	.742	84	197	281	47	160	3	29	111	18	466	8.8
GRAY	55	15	1220	167	398	.420	1	4	.250	105	156	.673	117	169	286	117	144	1	36	102	25	440	8.0
WASHINGTON	54	8	1065	164	387	.424	1	14	.071	82	104	.788	49	74	123	226	101	0	73	122	4	411	7.6
WHEELER	8	0	143	24	42	.571	0	0	.000	8	10	.800	5	7	12	21	9	0	8	6	0	56	7.0
TAYLOR	21	7	368	60	151	.397	0	2	.000	24	32	.750	11	23	34	43	37	0	22	20	5	144	6.9
UPSHAW	9	0	144	26	63	.413	1	5	.200	4	6	.667	4	9	13	20	18	0	7	13	0	57	6.3
SHASKY	65	4	944	121	248	.488	0	2	.000	115	167	.689	96	136	232	22	94	0	14	46	13	357	5.5
MITCHELL	22	0	320	41	88	.466	0	0	.000	36	60	.600	17	30	47	20	49	0	15	29	2	118	5.4
HASTINGS	75	6	1206	143	328	.436	9	28	.321	91	107	.850	72	159	231	59	203	5	32	68	42	386	5.1
NEAL (TOT)	53	0	500	45	123	.366	10	34	.294	14	23	.609	7	22	29	118	70	0	24	54	4	114	2.2
NEAL (MIA)	32	0	341	34	88	.386	8	25	.320	13	21	.619	4	14	18	86	46	0	15	40	4	89	2.8
POPSON (TOT)	17	0	106	16	40	.400	0	0	.000	2	4	.500	12	15	27	8	17	0	1	10	3	34	2.0
POPSON (MIA)	7	0	38	5	15	.333	0	0	.000	1	2	.500	7	4	11	2	8	0	0	4	1	11	1.6
HEAT	82	—	19855	3221	7116	.453	97	298	.326	1477	2103	.702	1309	2211	3520	1958	2124	38	744	1728	408	8016	97.8
OPPONENTS	82	—	19855	3384	6928	.488	148	432	.343	2021	2613	.773	1188	2366	3554	2062	1830	15	926	1543	533	8937	109.0

TECHNICAL FOULS:

Miami-52 (Hastings-11; Rothstein-11; Washington-4; Cummings-3; Gray-2; Shasky-2; Thompson-2; Wohl-2; Long-1; Illegal Defense-14)

Opponents-36 (Includes 8 for Illegal Defense)

EJECTIONS:

Miami-3 (Gray-1; Rothstein-1; Washington-1)

Opponents-2

PLAYER	— SINGLE-GAME HIGHS —							— AVERAGE PER GAME —						
	MIN	REB	AST	ST	TO	BLK	PTS	MIN	REB	AST	STL	TO	BLK	PTS
EDWARDS	54	10	12	6	11	3	34	29.7	3.3	4.4	1.76	3.1	0.34	13.8
SPARROW	48	10	12	5	6	2	29	32.7	2.7	5.4	1.29	2.6	0.21	12.5
LONG	46	14	5	6	7	6	30	29.7	6.7	1.8	1.49	2.5	0.59	11.9
SEIKALY	45	16	6	4	8	6	30	25.2	7.0	0.7	0.59	2.6	1.23	10.9
THOMPSON	44	16	7	4	6	5	30	28.8	7.2	2.2	0.71	2.4	1.33	10.8
SUNDVOLD	47	6	8	3	3	1	28	19.7	1.3	2.0	0.40	1.3	0.01	10.4
CUMMINGS	39	15	4	4	6	3	24	20.7	5.3	0.9	0.55	2.1	0.34	8.8
GRAY	43	14	7	3	5	2	25	22.2	5.2	2.1	0.65	1.9	0.45	8.0
WASHINGTON	36	11	12	5	6	1	21	19.7	2.3	4.2	1.35	2.3	0.07	7.6
WHEELER	28	4	6	3	2	0	13	17.9	1.5	2.6	1.00	0.8	0.00	7.0
TAYLOR	36	7	5	4	3	1	21	17.5	1.6	2.0	1.05	1.0	0.24	6.9
UPSHAW	30	5	5	3	3	0	13	16.0	1.4	2.2	0.78	1.4	0.00	6.3
SHASKY	45	12	3	2	3	1	19	14.5	3.6	0.3	0.22	0.7	0.20	5.5
MITCHELL	35	6	5	4	4	1	15	14.5	2.1	0.9	0.68	1.3	0.09	5.4
HASTINGS	41	11	4	2	4	3	17	16.1	3.1	0.8	0.43	0.9	0.56	5.1
NEAL (TOT)	28	2	9	2	5	1	9	9.4	0.5	2.2	0.45	1.0	0.08	2.2
NEAL (MIA)	28	2	9	2	4	1	9	9.4	0.5	2.7	0.47	1.3	0.13	2.8
POPSON (TOT)	17	4	2	1	3	2	8	6.2	1.6	0.5	0.06	0.6	0.18	2.0
POPSON (MIA)	12	4	2	0	1	1	4	5.4	1.6	0.3	0.00	0.6	0.14	1.6
HEAT	290	62	36	19	35	11	131	242.1	42.9	23.9	9.07	21.1	4.98	97.8
OPPONENTS	290	57	36	22	30	14	139	242.1	43.3	25.1	11.29	18.8	6.74	109.0

KEY DATES AND TRANSACTIONS

1986

- May 6** **Billy Cunningham** and theatrical producer **Zev Bufman** announced plans to bring an NBA expansion team to South Florida.
- May 29** The Miami City Commission approved plans to build an arena in Miami.
- June 9** **Cunningham** and **Bufman** formally applied for an NBA expansion franchise.
- July 30** Entertainer **Julio Iglesias** joined the ownership group.
- July 31** **Lewis Schaffel**, Vice President and Chief Operating Officer of the New Jersey Nets, resigned to officially join the ownership group.
- August 4** Ground was broken on Miami Arena.
- September 9** **Ted Arison**, owner of Carnival Cruise Lines, became a partner in the Miami effort.
- October 16** The Miami franchise selected the name **HEAT** from 20,000 entries. The winning entry was submitted by **Stephanie Freed**.

1987

- April 22** The National Basketball Association officially welcomed the Miami franchise into the NBA. Expansion franchises were also granted to Charlotte, Orlando and Minnesota. The **HEAT** and **Charlotte** began play in 1988-89 while **Orlando** and **Minnesota** started the following season.
- September 28** **Stu Inman**, Director of Player Personnel for the Milwaukee Bucks, resigned to accept a similar position with the **HEAT** bringing to the franchise more than 18 years of personnel experience.
- December 24** The franchise reached the NBA mandated figure of 10,000 season tickets.

1988

- January 19** The **HEAT** announced plans to televise games on SportsChannel Florida and WBFS-TV (Channel 33).
- March 2** The flaming basketball was adopted as Miami's official logo from more than 1,000 entries. **Mark Henderson** submitted the winning entry.
- March 8** The **HEAT** hired veteran NBA trainer **Ron Culp** to be its first Trainer/Travel Coordinator.
- May 13** The **HEAT** and WQAM Radio (560 AM) reached an agreement to broadcast **HEAT** contests.
- June 23** Miami and the Charlotte Hornets selected players from the other NBA teams in the 1988 Expansion Draft. The **HEAT** selected first and picked **Arvid Kramer** from the Dallas Mavericks. Miami received Dallas' 1988 first-round draft choice (**Kevin Edwards**) for not picking centers **Bill Wennington** and **Uwe Blab** or guard **Steve Alford**. Received its choice of the Lakers second-round pick in either 1991 or 1992 in exchange for not selecting center **Kareem Abdul-Jabbar**. Miami opted to take the Lakers' 1992 second-round draft choice (**Matt Geiger**). Received a second-round draft choice from Boston in 1988 (**Sylvester Gray**) for not selecting guard **Dennis Johnson**. Received Seattle's 1988 second-round draft choice (**Orlando Graham**) for not selecting guard **Danny Young**. Forward **Fred Roberts** was traded to the Milwaukee Bucks in exchange for a 1989 second-round draft choice (**Scott Haffner**). Guard **Darnell Valentine** was traded to the Cleveland Cavaliers, in exchange for the Cavs second-round pick in either 1990 or 1992.
- June 28** The **HEAT** participated in its first NBA Draft. Selecting ninth, Miami picked 6-11½ center **Rony Seikaly** from Syracuse University. The team also chose guard **Kevin Edwards** from DePaul University in the first round (20th overall) with the pick received from Dallas.
- July 1** Did not retain right of first refusal on forward **John Stroeder**.
- July 11** **Ron Rothstein**, an assistant from the Detroit Pistons, was chosen to be the **HEAT**'s first head coach.
- July 26** **Sam Smith** was hired as the **HEAT**'s play-by-play voice on Miami's radio and television simulcasts.
- July 27** Veteran NBA coach **Dave Wohl**, who had been serving as a scout for the team, and **Tony Fiorentino**, an assistant coach at Iona College, were hired by Rothstein as assistant coaches.
- July 28** Signed first-round pick **Kevin Edwards**.
- August 1** Did not exercise the option on guard **Kevin Williams**.
- August 29** Miami signed its first veteran free agent, forward/center **Pat Cummings**.
- August 31** Signed second-round pick **Grant Long**.
- September 6** **Eric Reid** was hired as the **HEAT**'s color analyst on Miami's radio and television simulcasts.

KEY DATES AND TRANSACTIONS

1988 continued...

September 7	Signed first-round pick Rony Seikaly .
September 30	Signed third-round pick Nate Johnston and center John Shasky , forward Tony Karasek and guards Charles Bradley , Tony Fairly and Darryl Joe .
October 4	Signed second-round pick Sylvester Gray .
October 5	The HEAT and WAQI Radio (710 AM) announced an agreement to broadcast Miami HEAT games in Spanish, joining the San Antonio Spurs and Los Angeles Lakers as the only NBA teams to have bilingual broadcasts. Sarvelio Del Valle and Carlos Fournier called the action for Miami in the first season.
October 8	The HEAT opened its inaugural training camp on the campus of the University of Miami.
October 12	Waived forward Tony Karasek .
October 14	Miami played its first NBA exhibition game before 4,000 fans at Florida Atlantic University in Boca Raton, Florida. The HEAT was defeated by the Seattle SuperSonics, 116-107.
October 18	Signed guard Jamie Waller . Waived guard Tony Fairly and forward Conner Henry .
October 24	Waived guard Charles Bradley and forward Nate Johnston .
November 3	Signed guard Rory Sparrow . Waived guards Andre Turner and Darryl Joe . Relinquished draft rights to forward Orlando Graham .
November 5	Miami began regular season play in the NBA hosting the Los Angeles Clippers at Miami Arena before a sellout crowd of 15,008. The Clippers won the game, 111-91. Signed guard Anthony Taylor . Waived Jamie Waller .
November 7	Placed Hansi Gnad on the reserve/suspended list.
December 4	Signed guard Clinton Wheeler .
December 14	The HEAT won its first game in franchise history, defeating the Los Angeles Clippers, 89-88, at the Los Angeles Sports Arena.
December 23	Waived Clinton Wheeler .
December 26	Waived Anthony Taylor .
December 31	Signed forward Todd Mitchell to a 10-day contract.

1989

January 9	Signed Todd Mitchell to a second 10-day contract.
January 11	Signed guard Kelvin Upshaw to a 10-day contract.
January 14	Signed Todd Mitchell for remainder of season. Signed guard Craig Neal to a 10-day contract.
January 21	Signed Kelvin Upshaw to a second 10-day contract.
January 24	Signed Craig Neal to a second 10-day contract.
February 3	Signed Craig Neal for remainder of season.
February 24	Waived Todd Mitchell .
March 22	Signed forward Dave Popson to a 10-day contract.
April 2	Signed Dave Popson to a second 10-day contract.
April 12	Signed Dave Popson for the remainder of the season.
April 18	Rory Sparrow recorded the first triple-double in HEAT history by scoring 24 points, dishing out 10 assists and pulling down 10 rebounds in a game against Dallas.
May 4	Miami received its first postseason honor, when guard Kevin Edwards was named to the 1988-89 NBA All-Rookie Second Team.
June 27	The HEAT selected guard/forward Glen Rice from the University of Michigan with the fourth pick in the NBA Draft. The HEAT also selected guard Sherman Douglas from Syracuse University in the second round (28th overall) and guard Scott Haffner from the University of Evansville in the second round (45th overall).
July 1	Did not retain right of first refusal on guards Craig Neal and Dwayne Washington and forward Dave Popson .
August 5	Signed guard Kenny Drummond .
September 7	Re-signed Pat Cummings .
September 28	Signed guard Gary Massey and forward Terry Davis .
October 2	Traded a conditional second-round draft pick obtained from Cleveland (which had been acquired during the 1988 Expansion Draft on June 23, 1988) to Golden State for forward Tellis Frank .

KEY DATES AND TRANSACTIONS

1989 continued...

October 5	Signed first-round pick Glen Rice and forwards Eric Brown and Mark Plansky .
October 7	Signed second-round pick Scott Haffner and guard Gerald Greene .
October 9	Signed second-round pick Sherman Douglas .
October 11	Waived Eric Brown .
October 16	Waived Gerald Greene and Gary Massey .
October 25	Waived Sylvester Gray , John Shasky and Kenny Drummond .
November 1	José Pañeda was named HEAT Spanish radio voice.
November 11	Waived Mark Plansky .

1990

February 11	Miami hosted the 1990 NBA All-Star Game.
March 1	Waived Pat Cummings .
March 8	Signed forward Jim Rowinski for the remainder of season.
March 12	Rony Seikaly was named NBA Player of the Week for the week ending Mar. 11, making him the first player from any of the four new expansion clubs to receive this honor.
April 13	Re-signed Rory Sparrow .
May 8	Rony Seikaly was named Most Improved Player in the NBA for the 1989-90 season.
May 12	Sherman Douglas was named to the 1989-90 All-Rookie First Team. Glen Rice was named to the 1989-90 All-Rookie Second Team.
June 22	Traded its 1990 first-round selection, third overall, to the Denver Nuggets in exchange for Washington's 1990 first (Willie Burton) and Denver's 1990 first (Dave Jamerson). Denver acquired Washington's pick in a prior trade with Dallas.
June 27	The HEAT selected guard/forward Willie Burton from the University of Minnesota with the ninth pick in the NBA Draft. Miami also selected guard Dave Jamerson from Ohio University in the first round (15th overall) and forward Carl Herrera from the University of Houston in the second round (30th overall). Traded the draft rights to Dave Jamerson and Carl Herrera to the Houston Rockets in exchange for the draft rights to forward/center Alec Kessler . Traded guard Rory Sparrow to the Sacramento Kings in exchange for the draft rights to guard Vernell "Bimbo" Coles .
July 1	Did not retain right of first refusal on Tellis Frank and Jim Rowinski .
August 1	The team announced that Miami HEAT games will be broadcast in Spanish on WRFM Radio (830 AM).
August 7	Signed guard/forward Keith Askins .
August 10	Waived Scott Haffner .
August 16	Signed center Alan Ogg .
August 22	Signed forward John "Hot Rod" Williams of the Cleveland Cavaliers, a restricted veteran free agent, to an offer sheet.
August 23	Signed guard Milt Wagner .
September 6	Cleveland matched Miami's offer sheet to John "Hot Rod" Williams and retained his rights.
September 27	Signed first-round pick Willie Burton .
October 2	Acquired forward Jeff Sanders from the Chicago Bulls in exchange for future considerations.
October 4	Re-signed Terry Davis .
October 5	Signed forward/center Alec Kessler and guard Dwight Pernel .
October 8	Signed guard Bimbo Coles .
October 17	Waived Dwight Pernel .
October 30	Waived Jeff Sanders .
December 3	Waived Alan Ogg .
December 5	Waived Milt Wagner .

1991

January 7	Signed center Alan Ogg to a 10-day contract.
January 17	Signed Alan Ogg to a second 10-day contract.

KEY DATES AND TRANSACTIONS

1991 continued...

January 27	Signed Alan Ogg for remainder of the season.
May 1	Ron Rothstein resigned as head coach.
May 16	Willie Burton was named to the 1990-91 NBA All-Rookie Second Team.
June 17	Atlanta Hawks assistant coach Kevin Loughery was hired as Miami's second head coach.
June 21	Signed Rony Seikaly to a contract extension.
June 24	Decided to exercise the option on the Lakers second-round pick in 1992. (Pick acquired in the 1988 Expansion Draft on June 23, 1988).
June 27	The HEAT selected guard Steve Smith from Michigan State University with the fifth pick in the NBA Draft. Miami also selected forward George Ackles from UNLV in the second round (29th overall).
July 1	Did not retain right of first refusal on Terry Davis or pick up the option on Billy Thompson .
July 16	Bob Staak was hired as assistant coach.
July 26	Eric Reid was named HEAT play-by-play voice on Miami's radio and television simulcasts.
August 1	Dave Wohl was named HEAT color analyst on Miami's radio and television simulcasts.
September 9	Alvin Gentry was hired as an assistant coach completing Loughery's staff.
September 19	Tony Fiorentino was named scouting coordinator.
September 24	Signed guard Carlos Funchess .
October 1	Signed forwards Richard Anderson and Ronnie Grandison .
October 3	Al Bianchi was hired as special assignment coach for the Miami HEAT and Phoenix Suns.
October 4	Signed second-round pick George Ackles and forward Milos Babic and guards Phil Henderson , Byron Irvin and Ron Moye .
October 5	Signed first-round pick Steve Smith .
October 6	Re-signed Kevin Edwards .
October 7	Waived Ron Moye .
October 12	Waived Phil Henderson .
October 21	Waived Richard Anderson .
October 22	Waived Ronnie Grandison .
October 23	Waived Byron Irvin .
October 28	Waived Milos Babic and Carlos Funchess .
November 4	Waived George Ackles .
November 19	Signed forward Milos Babic .
November 22	Signed guard John Morton .
December 13	The Los Angeles Lakers signed Miami HEAT restricted free agent Sherman Douglas to an offer sheet.
December 28	Miami matched the Lakers offer sheet and retained the rights to Sherman Douglas .
December 31	Waived Milos Babic . Activated Sherman Douglas .

1992

January 10	Traded Sherman Douglas to the Boston Celtics in exchange for guard Brian Shaw .
April 10	Signed forward Winston Bennett to a 10-day contract.
April 19	Cleveland's victory over Atlanta clinched a spot in the NBA Playoffs for Miami for the first time in franchise history. The HEAT became the first of the four new expansion teams to make the playoffs.
April 20	Glen Rice was named NBA Player of the Month for April.
April 24	The Chicago Bulls hosted Miami in the HEAT's first ever playoff game. Chicago won, 113-94, at Chicago Stadium.
April 26	Miami made its first appearance on network television. In a game telecast on NBC-TV, the HEAT lost to Chicago, 120-90, at Chicago Stadium. Dick Enberg and Magic Johnson announced the game for NBC.
April 29	The HEAT hosted the first playoff game played at Miami Arena, losing to the Bulls, 119-114.
May 14	Steve Smith was named to the 1991-92 NBA All-Rookie First Team.

KEY DATES AND TRANSACTIONS

1992 continued...

June 24	The HEAT selected guard Harold Miner from the University of Southern California with the 12th pick in the NBA Draft. Miami also selected forward Isaiah Morris from Arkansas (37th overall) and center Matt Geiger from Georgia Tech (42nd overall) in the second round.
July 1	Did not retain right of first refusal on John Morton and Alan Ogg .
July 23	David Halberstam was named the HEAT's radio voice.
September 8	Traded a 1993 first-round pick and the draft rights to Isaiah Morris to the Detroit Pistons in exchange for forward/center John Salley .
September 9	Signed John Salley to a contract extension.
September 22	Dr. Jack Ramsay was named the HEAT's television analyst.
October 8	Signed second-round pick Matt Geiger , forward George Ackles and guard Carlos Funchess . Re-signed Keith Askins , Kevin Edwards and Alan Ogg .
October 10	Signed first-round pick Harold Miner . Re-signed Bimbo Coles .
October 19	The HEAT and Chicago Bulls played a preseason game at Miami Arena to benefit the victims of Hurricane Andrew. Over \$500,000 was raised for the relief efforts.
October 28	Waived George Ackles , Carlos Funchess and John Morton .
November 4	Waived Alan Ogg .
November 14	Re-signed Grant Long .

1993

January 24	Chris Wallace was named coordinator of scouting services.
February 20	Harold Miner won the 1993 Slam Dunk Championship at NBA All-Star Weekend.
March 8	Rony Seikaly was named NBA Player of the Week for the week ending Mar. 7.
May 3	WINZ Radio (940 AM) is named the new flagship radio station of the Miami HEAT.
June 30	The HEAT selected center Ed Stokes from the University of Arizona in the second round (35th overall) in the NBA Draft. Miami did not have a first-round selection as it had gone to Detroit as compensation for the John Salley trade (September 8, 1992).
July 14	The HEAT announced that its cable games will be telecast on Sunshine Network.
August 17	1993 second-round pick Ed Stokes signed in Europe with Panionios (Greece).
September 30	The Miami HEAT's new training facility at AMI Palmetto General Hospital opened.
October 7	Re-signed Keith Askins . Signed forwards Gary Alexander and Mark Randall and guards Kurk Lee , Bennie Seltzer and Greg Sutton .
October 8	Signed guard Jeff Martin .
October 12	Signed center Manute Bol .
October 16	Re-signed Matt Geiger .
October 20	Waived Jeff Martin and Bennie Seltzer .
October 29	Waived Kurk Lee and Mark Randall .
November 2	Waived Greg Sutton .
November 28	Glen Rice was named NBA Player of the Week for the week ending Nov. 28.
December 6	Waived Gary Alexander .

1994

January 25	Waived Manute Bol .
March 3	Signed Glen Rice to a multi-year contract extension.
March 9	Signed guard Morlon Wiley to a 10-day contract.
April 21	The HEAT clinched its second postseason berth in three years by defeating the Atlanta Hawks, 94-89, at Miami Arena.
April 28	Miami opened the 1994 NBA Playoffs by defeating the Atlanta Hawks, 93-88, at the Omni in Atlanta. It was the HEAT's first playoff win in franchise history.
May 3	The HEAT earned its first home playoff win with a 90-86 victory over the Hawks at Miami Arena.
June 2	Miami signed Head Coach Kevin Loughery to a multi-year contract extension.

KEY DATES AND TRANSACTIONS

1994 continued...

June 29	The HEAT selected guard Khalid Reeves from the University of Arizona with the 12th pick in the 1994 NBA Draft. Miami also selected forward Jeff Webster from Oklahoma in the second round (40th overall).
August 4-14	HEAT guard Steve Smith was a member of the 1994 United States gold medal-winning team at the World Championship of Basketball that was held in Toronto, Canada. HEAT Trainer Ron Culp was one of the trainers on the United States squad.
August 5	Re-signed Matt Geiger .
August 8	Ed Stokes signed in Europe with Stefanel Milan (Italy).
August 12	The Miami HEAT announced that Whit Hudson purchased a partnership interest in the HEAT. Miami also announced that Billy Cunningham and Lewis Schaffel sold their interests in the team.
August 23	Ed Badger was signed and Alvin Gentry was re-signed as assistant coaches on Kevin Loughery's staff.
August 31	1994 second-round draft pick Jeff Webster signed in Europe with Dafni (Greece).
October 6	Re-signed Keith Askins . Signed forwards Chucky Brown and Andre Spencer and guards Ledell Eackles , Jerome Harmon , Steve Henson and Kevin Pritchard .
October 14	Waived Jerome Harmon .
October 18	Waived Andre Spencer .
October 31	Waived Chucky Brown , Steve Henson and Kevin Pritchard .
November 1	The NBA rejected the bid for sale of the HEAT to Whit Hudson .
November 2	Traded Rony Seikaly to Golden State in exchange for guard/forward Billy Owens and the rights to guard Sasha Danilovic . Waived Alec Kessler .
November 3	Waived Willie Burton .
November 7	Acquired forward/center Kevin Willis and a future first-round draft choice from the Atlanta Hawks for Steve Smith , Grant Long and a future second-round choice.
November 9	Signed Bimbo Coles to a multi-year contract extension.
December 29	The HEAT defeated the Los Angeles Clippers by 43 points (126-83), Miami's largest margin of victory in franchise history.

1995

February 11	Glen Rice won the Long Distance Shootout and Harold Miner won his second Slam Dunk Championship in three years at NBA All-Star Weekend. Khalid Reeves played in the NBA Rookie Game.
February 13	The Arison family solidified its control of the HEAT by purchasing Schaffel's and Cunningham's interests in the team. Micky Arison was named Managing General Partner.
February 14	Dave Wohl was hired as Executive Vice President/Basketball Operations. Pauline Winick was named Executive Vice President/Business Operations. Alvin Gentry was named Head Coach, replacing Kevin Loughery .
February 28	Kevin Loughery was named Vice President/Director of Player Personnel. Bob Reinhardt was hired as a regional scout.
March 6	Signed guard Kevin Pritchard to a 10-day contract.
March 16	Signed Kevin Pritchard to a second 10-day contract.
March 19	Waived Kevin Pritchard .
March 21	Chris Wallace was named Director of College and International Scouting.
March 24	Signed Kevin Pritchard for remainder of the season.
April 15	Glen Rice exploded for a career- and franchise-high 56 points against Orlando. The 56 points were the most points scored by an NBA player during the 1994-95 season.
April 18	Waived Kevin Pritchard .
May 4	Announced Alvin Gentry would not be retained as the HEAT's head coach.
May 5	Tony Fiorentino was named Director of Pro Scouting. Ed Badger was named regional scout.
June 8	Erik Spoelstra was hired as HEAT video coordinator.
June 14	The Atlanta Hawks elected not to send their 1995 first-round pick (16th overall) to the HEAT to complete the Kevin Willis for Steve Smith and Grant Long trade.

KEY DATES AND TRANSACTIONS

1995 continued...

- June 15** Traded **Harold Miner** and the HEAT's 1995 second-round pick to the Cleveland Cavaliers (the Cavs selected **Donny Marshall**) for Cleveland's 1995 second-round pick (the HEAT selected **George Banks**) and future considerations. Signed guard **Sasha Danilovic**.
- June 24** **John Salley** was selected by the Toronto Raptors in the 1995 Expansion Draft.
- June 28** Acquired guard **Rex Chapman** and the draft rights to guard **Terrence Rencher** from the Washington Bullets for the draft rights to center **Ed Stokes** and forward **Jeff Webster**. The HEAT selected forward **Kurt Thomas** from Texas Christian University with the 10th pick in the NBA Draft. Miami also selected forward **George Banks** from the University of Texas-El Paso in the second round (46th overall).
- September 1** The HEAT agreed to send its first-round pick, obtained from Atlanta in the **Steve Smith/Grant Long** for **Kevin Willis** trade, and \$1 million to the New York Knicks for the rights to **Pat Riley**.
- September 2** **Pat Riley** was named President and Head Coach.
- September 19** **Randy Pfund** was hired as Executive Vice President, Player Personnel.
- September 20** **Scotty Robertson**, **Bob McAdoo** and **Stan Van Gundy** were hired as assistant coaches. **Jeff Bzdelik** was hired as assistant coach/scout. **Tony Fiorentino** was named assistant coach/scout.
- September 21** Re-signed **Keith Askins** to a multi-year contract.
- October 5** Signed first-round pick **Kurt Thomas**, guards **Lazelle Durden** and **Tony Miller**, guard/forward **Bruce Bowen**, forwards **Ronnie Grandison** and **Shelton Jones**, forward/center **Stacey King** and centers **Chad Gallagher** and **Alan Ogg**.
- October 12** Waived **Bruce Bowen**, **Shelton Jones**, **Lazelle Durden** and **Tony Miller**.
- October 25** Waived **Chad Gallagher** and **Alan Ogg**.
- November 3** Acquired center **Alonzo Mourning**, guard/forward **Pete Myers** and forward/center **LeRon Ellis** from Charlotte in exchange for **Glen Rice**, **Khalid Reeves**, **Matt Geiger** and a first-round draft pick.
- December 12** Signed center/forward **Dan Schayes** to a free-agent contract.
- December 27** Waived **LeRon Ellis**.
- December 29** Signed CBA standout guard **Voshon Lenard**.

1996

- January 5** Waived **Ronnie Grandison**.
- January 10** HEAT Trainer **Ron Culp** worked his 2,000th career NBA game at Portland.
- January 16** **Kurt Thomas** was named to the Eastern Conference team for the 1996 Schick Rookie Game at the NBA's All-Star Weekend.
- January 30** **Alonzo Mourning** was named to the East team at the 1996 All-Star Game. Mourning became the first HEAT player selected as an All-Star.
- February 10** **Kurt Thomas** started for the East team in the 1996 Rookie Game and scored nine points.
- February 11** **Alonzo Mourning** played 13 minutes and scored two points while grabbing one rebound in the 1996 NBA All-Star Game.
- February 12** The HEAT's new training facility at LaSalle High School opens. Signed guard **Jeff Malone** to a 10-day contract. Released **Pete Myers**.
- February 17** The HEAT vs. Orlando Magic game was broadcast to more than one billion television viewers in five languages: English, Spanish, French, Japanese and Chinese.
- February 19** The HEAT wore its fire-engine red alternate road uniforms for the first time in its game at Cleveland.
- February 22** In one of the biggest trading days in NBA history, Miami acquired guard **Tim Hardaway** and forward/center **Chris Gatling** from Golden State for forward/center **Kevin Willis** and guard **Bimbo Coles**. Acquired forward/guard **Walt Williams** and forward **Tyrone Corbin** from Sacramento for guard/forward **Billy Owens** and forward/guard **Kevin Gamble**. Acquired guard **Tony Smith** from Phoenix for guard **Terrence Rencher**. Signed guard **Jeff Malone** to a second 10-day contract.
- March 3** Signed **Jeff Malone** for the remainder of the season.
- March 26** **Chris Gatling** was named NBA Player of the Week for the week ending Mar. 24.
- April 19** The HEAT clinched its third playoff berth in five seasons by defeating Milwaukee, 106-100, at the Bradley Center.

KEY DATES AND TRANSACTIONS

1996 continued...

June 18	Metro-Dade Commission approved plans to build a new waterfront arena in downtown Miami.
June 26	The HEAT acquired the rights to forward Martin Muursepp of Estonia, who was Utah's first-round pick (25th overall). In exchange, Utah received a future HEAT first-round selection (used in 2000). Miami did not have a 1996 draft pick.
July 17	Renounced the rights to Rex Chapman, Tyrone Corbin, Stacey King, Jeff Malone, Dan Schayes, Tony Smith and Walt Williams . Signed forward Juwan Howard .
July 18	Signed forward P.J. Brown .
July 23	Re-signed Tim Hardaway .
July 31	The NBA voided Juwan Howard's contract, sending it into arbitration.
August 3	Trainer Ron Culp was the trainer for Dream Team II, which claimed the gold medal at the 1996 Olympics by defeating Yugoslavia. Sasha Danilovic was the starting guard for Yugoslavia and earned a silver medal.
August 10	The HEAT settled its arbitration case with the NBA, releasing Juwan Howard from his contract. The HEAT signed Alonzo Mourning to a multi-year deal.
August 12	Signed guard Gary Grant .
August 21	Re-signed Voshon Lenard .
August 22	Signed guard/forward Dan Majerle .
September 3	L. Jay Cross was hired to oversee the HEAT's construction of their new arena.
September 13	Signed Martin Muursepp .
September 25	Signed forward Ed Pinckney .
September 30	Signed forward Ronnie Grandison .
October 3	Signed center Isaac Austin , guard/forward James Scott , and forward Tony Farmer .
October 30	Released Ronnie Grandison .
October 31	Signed forward Mark Strickland .
November 5	Miami voters overwhelmingly approved a plan to build a new waterfront arena for the team. Dade County voters defeated a referendum that would have prohibited construction of AmericanAirlines Arena.
November 19	Randy Pfund was promoted to General Manager.
December 6	Miami-based Arquitectonica was selected as the lead architect for the new HEAT arena.
December 30	Tim Hardaway was named NBA Player of the Week for the week ending Dec. 29.
December 30	Pat Riley was named NBA Coach of the Month for December.

1997

January 6	Signed guard John Crotty to a 10-day contract. Waived James Scott .
January 7	Waived Mark Strickland . L. Jay Cross was promoted to president, business operations.
January 8	Signed guard/forward Willie Anderson to a 10-day contract.
January 12	Signed Mark Strickland to a 10-day contract. Waived Tony Farmer .
January 16	Signed John Crotty to a second 10-day contract.
January 18	Signed Willie Anderson to a second 10-day contract.
January 22	Signed Mark Strickland to a second 10-day contract. Arquitectonica presented initial drawings of the new HEAT arena to the public at a press briefing.
January 26	Signed John Crotty for the remainder of the season.
January 28	Signed Willie Anderson for the remainder of the season.
February 1	Signed Mark Strickland to a multi-year contract. Tim Hardaway and Alonzo Mourning were selected to play in the 1997 NBA All-Star Game.
February 9	Tim Hardaway scored 10 points in the 1997 NBA All-Star Game. Alonzo Mourning did not play due to injury (plantar fasciitis in right foot).
February 14	The HEAT acquired forward Jamal Mashburn from Dallas in exchange for Sasha Danilovic, Kurt Thomas and Martin Muursepp .
February 17	Alonzo Mourning was named NBA Player of the Week for the week ending Feb. 16.
February 24	Signed center Matt Fish to a 10-day contract.
March 6	Signed Matt Fish to a second 10-day contract.
March 7	Tim Hardaway scored his 10,000th career point at Washington.

KEY DATES AND TRANSACTIONS

1997 continued...

- March 15** Signed **Matt Fish** for the remainder of the season. Signed guard/forward **Bruce Bowen** to a 10-day contract.
- March 25** Signed **Bruce Bowen** for the remainder of the season.
- April 10** Coupled with Chicago's victory over New York that evening, the HEAT clinched its first Atlantic Division title with a 93-83 win vs. Detroit at Miami Arena.
- April 11** The Metro-Dade Commission approved a new financing and development plan for a new downtown arena.
- April 26** **P.J. Brown** was presented the NBA's J. Walter Kennedy Citizenship Award for his outstanding community service. The HEAT won Game 1 of the Eastern Conference Playoffs First Round vs. Orlando, 99-64, in Miami.
- April 29** **P.J. Brown** was named to the NBA All-Defensive Second Team.
- May 3** **Isaac Austin** was named the NBA Most Improved Player for 1996-97.
- May 4** The HEAT won its first playoff series with a 91-83 win vs. Orlando in Game 5 of its Opening Round series.
- May 7** Miami played its first-ever Eastern Conference Semifinal game, falling to New York, 88-79, at the Miami Arena.
- May 8** **Pat Riley** was named NBA Coach of the Year, becoming the first coach in NBA history to win Coach of the Year honors with three different franchises.
- May 9** The HEAT won its first-ever Eastern Conference Semifinal game in Game 2 vs. New York, 88-84, in Miami.
- May 18** The HEAT won its first Eastern Conference Semifinals series with a Game 7 win vs. New York, 101-90, in Miami. The HEAT became only the sixth team in NBA history to come back from a 3-1 deficit to win a playoff series.
- May 20** Miami played its first Eastern Conference Finals game, losing at Chicago, 84-77.
- May 21** **Tim Hardaway** was named to the All-NBA First Team.
- May 26** The HEAT won its first Eastern Conference Finals playoff game with an 87-80 victory against Chicago in Game 4 at Miami.
- June 25** The HEAT selected guard **Charles Smith** from the University of New Mexico with the 26th pick in the first round of the NBA Draft. Miami also took forward **Mark Sanford** from the University of Washington in the second round (31st overall).
- July 7** Signed guard **Ruben Nembhard** and forward **Patrick Savoy**.
- July 9** Re-signed **Voshon Lenard**.
- July 21** Signed first-round pick **Charles Smith**.
- July 24** Signed second-round pick **Mark Sanford**.
- August 6** Metro Dade mayor **Alex Penelas** and Miami Mayor **Joe Carollo** struck a deal between the two entities that cleared the way for the new arena.
- August 11** Re-signed **Matt Fish**.
- August 12** The HEAT acquired center **Duane Causwell** from Sacramento in exchange for guard **Gary Grant**, center **Matt Fish** and a conditional 1999 second-round pick.
- August 20** The HEAT signed free agent forward **Terry Mills** to a multi-year contract.
- September 9** **Scotty Robertson** became a college scout and **Jeff Bzdelik** joined the HEAT bench as an assistant coach.
- September 10** Signed free agent guard **Eric Murdock**.
- September 16** Former HEAT player **Ed Pinckney** was named the team's radio analyst.
- September 17** Signed free agent guard/forward **Todd Day**.
- September 29** Signed free agent forward **Ben Davis** and free agent guard **Malcolm Huckaby**.
- October 2** Signed free agent forward **Muntrelle Dobbins**.
- October 21** The HEAT, Miami-Dade County and American Airlines reached accord on a 20-year naming rights pact for the new HEAT arena to be called AmericanAirlines Arena.
- October 22** Waived **Ruben Nembhard** and **Muntrelle Dobbins**.
- October 26** Waived **Patrick Savoy** and **Mark Sanford**.
- October 30** Waived **Ben Davis**.
- November 15** With a 96-93 win over Denver, Coach **Pat Riley** moved past **Dr. Jack Ramsay** (864) for sole possession of fifth-place on the NBA all-time wins list.
- November 22** Waived **Todd Day**.

KEY DATES AND TRANSACTIONS

1997 continued...

December 20	HEAT and Sunshine Network reached a five-year extension on the team's cable rights.
December 23	HEAT and Silver King Broadcasting reached a five-year agreement for over-the-air TV rights; games to be carried by new WAMI-Channel 69.
December 25	The HEAT played in its first Christmas Day game, dropping a 90-80 decision at Chicago in a nationally televised game on NBC.

1998

January 21	Signed guard Gerald Madkins of the CBA's Rockford Lightning to a 10-day contract.
January 27	The HEAT, Miami-Dade County and American Airlines hosted a joint groundbreaking ceremony for the new AmericanAirlines Arena. Waived Gerald Madkins . Signed free agent guard Rex Walters for the remainder of the season.
February 1	Official start date of construction for AmericanAirlines Arena; site clearance began.
February 8	HEAT guard Tim Hardaway scored 10 points at the 1998 NBA All-Star Game in Cleveland.
February 10	Coach Pat Riley became the winningest coach in HEAT history when Miami defeated Cleveland, 91-81, earning HEAT victory No. 134.
February 19	Traded Isaac Austin , Charles Smith and an unconditional 1998 first-round draft pick to the L.A. Clippers for guard Brent Barry .
February 20	Signed center Marty Conlon for the remainder of the season.
March 1	Pat Riley became the fifth coach to record 900 career wins (in just his 1,278th career game) with an 85-84 win at New Jersey, breaking Red Auerbach's all-time record of reaching the milestone in 1,360 games.
March 2	Pat Riley was named the NBA Coach of the Month for February.
March 12	Waived Malcolm Huckaby .
March 13	Signed forward Antonio Lang to a 10-day contract.
March 16	Signed Antonio Lang for the remainder of the season.
March 29	Miami's 109-77 win over Houston in front of a sold-out crowd at Miami Arena clinched the HEAT's second consecutive Atlantic Division title.
March 30	Alonzo Mourning was named NBA Player of the Week for the week ending Mar. 29.
April 19	HEAT, the official team store of the Miami HEAT, opens at Bayside Marketplace.
May 20	Tim Hardaway was named to the All-NBA Second Team. The HEAT announced completion of \$184.8 million private placement of bonds for financing of AmericanAirlines Arena.
June 24	Miami selected guard Corey Brewer of the University of Oklahoma in the second round (51st overall) of the 1998 NBA Draft.
September 2	Mike Inglis was hired to call play-by-play for HEAT radio games.
September 10	The HEAT and Clear Channel Communications reached a long-term deal for radio rights of HEAT games; NewsRadio 610-WIOD will remain flagship station for HEAT broadcasts.

1999

January 22	Re-signed Keith Askins , Mark Strickland , Marty Conlon and Rex Walters . Signed free agent guard Terry Porter . Signed guard Randy Livingston , guard/forward Adrian Griffin , forward Jamie Watson , and centers Amal McCaskill and Thomas Hamilton .
January 24	Signed free agent forward Clarence Weatherspoon .
January 28	Signed free agent guard/forward Mark Davis .
January 30	Waived Adrian Griffin and Randy Livingston .
February 4	Waived Thomas Hamilton .
February 14	Waived Amal McCaskill . Signed free agent guard/forward Blue Edwards to a contract.
February 19	Waived Mark Davis and Jamie Watson .
February 26	The HEAT and WJAN-Channel 41 reached an agreement to broadcast select Miami HEAT games in Spanish to the South Florida TV audience.
March 15	Alonzo Mourning was named NBA Player of the Week for the week ending Mar. 14.
April 1	Alonzo Mourning had six blocked shots versus Philadelphia including his 611th block since joining Miami to surpass Rony Seikaly as the HEAT's all-time leading shot blocker.
April 7	Pat Riley surpassed Dick Motta for fourth place on the NBA's all-time victory list with his 936th career win, 93-87 vs. Dallas.

KEY DATES AND TRANSACTIONS

1999 continued...

- April 13** **Pat Riley** surpassed **Red Auerbach** for third place on the NBA's all-time victory list with his 939th career win, a 90-74 victory vs. Chicago.
- April 22** **Tim Hardaway** surpassed **Bimbo Coles** with his 1,947th assist as a member of the HEAT in a victory at Orlando to become Miami's all-time leader in assists. Miami clinched its sixth playoff berth in club history with a 75-70 win at Orlando.
- April 27** **Pat Riley** surpassed **Bill Fitch** for second place on the NBA's all-time victory list with his 945th career win, a 95-76 victory at New Jersey.
- May 4** Following a win over Atlanta, the HEAT clinched its third consecutive Atlantic Division title and its first number one seed in the Eastern Conference Playoffs.
- May 13** **Alonzo Mourning** was named to the NBA's All-Defensive First Team with **P.J. Brown** being named to the NBA's All-Defensive Second Team.
- May 19** **Alonzo Mourning** was named the winner of the NBA Defensive Player of the Year Award for the 1998-99 season.
- June 8** It was announced that **Alonzo Mourning** was named to the All-NBA First Team with **Tim Hardaway** receiving All-NBA Second Team honors.
- June 30** HEAT drafted forward **Tim James** in the first round (25th overall) and guard/forward **Rodney Buford** in the second round (53rd overall) of the 1999 NBA Draft.
- July 26** **Pat Riley** announced that **Marc Iavaroni** joined the HEAT coaching staff as an assistant coach and director of player development.
- August 4** Signed free agent forward/center **Otis Thorpe**.
- August 6** Signed free agent guard/forward **Mark Davis** and free agent guard **Anthony Carter**.
- August 16** Re-signed **Dan Majerle**.
- August 18** HEAT President and Head Coach **Pat Riley** agreed to a contract extension.
- August 24** Signed first-round pick **Tim James**.
- September 1** Signed free agent center **Amal McCaskill** and forward **Harold Jamison**.
- September 16** Re-signed **Rex Walters**.
- September 29** Signed free agent guard **Corey Brewer** and free agent forwards **Jamie Watson** and **Jermaine Walker**.
- October 1** Signed second-round pick **Rodney Buford**.
- October 8** The HEAT departed for Israel and prepared to play an exhibition game against Maccabi Tel Aviv.
- October 10** The HEAT toured Jerusalem, making stops to plant trees in memory of partner **Ted Arison** and visiting the Western Wall.
- October 11** The HEAT defeated defending Israeli league champion Maccabi Tel Aviv, 126-91, at the Yad Eliyahu Sports Palace in Tel Aviv.
- October 18** Waived **Amal McCaskill**, **Jermaine Walker** and **Jamie Watson**.
- October 25** Waived **Corey Brewer**.
- October 26** **Otis Thorpe** underwent successful surgery on his right thumb, which was broken on October 22 against the Warriors in Bakersfield, CA.
- November 1** Waived **Keith Askins**.
- December 7** **Dan Majerle** scored the 10,000th point of his career in Miami's 86-76 victory at Portland.
- December 11** **Alonzo Mourning** scored the 10,000th point of his career in a 23-point, 10-rebound performance at Seattle.
- December 13** **Alonzo Mourning** was named NBA Player of the Week for the week ending Dec. 12.

2000

- January 2** HEAT played its inaugural game in the state-of-the-art AmericanAirlines Arena, beating the Orlando Magic, 111-103, in overtime.
- January 4** **Alonzo Mourning** was named NBA Player of the Month for December after averaging 23.9 points, 10.5 rebounds and 5.29 blocks per game.
- January 8** HEAT dedicated the media workroom in the AmericanAirlines Arena to the late **Robes Patton**, former HEAT beat writer for the *Ft. Lauderdale Sun-Sentinel*.

KEY DATES AND TRANSACTIONS

2000 continued...

February 13	Alonzo Mourning started for the Eastern Conference in the 2000 NBA All-Star Game at the Arena in Oakland. He tallied 15 points, seven rebounds, a game-high four blocks and a team-high three steals in 27 minutes as the East squad was defeated by the Western Conference All-Stars, 137-126.
February 23	HEAT claimed guard/forward Bruce Bowen off waivers and waived Rex Walters .
March 21	Pat Riley surpassed Red Auerbach for eighth place on the NBA's all-time games coached list with 1,418.
April 10	Alonzo Mourning was named NBA Player of the Week for the week ending Apr. 9.
April 14	With a 95-84 victory over the Orlando Magic at the AmericanAirlines Arena, the HEAT captured their fourth consecutive Atlantic Division Championship. A local power outage during pre-game introductions delayed the start of the game two hours and six minutes.
April 20	HEAT left Harold Jamison , Tim James and Voshon Lenard off the playoff roster.
April 22	The HEAT defeated Detroit, 95-85, in Game 1 of the 2000 NBA Playoffs Opening Round. The contest was the first postseason game played at the AmericanAirlines Arena.
May 4	Alonzo Mourning was named to the NBA's All-Defensive First Team.
May 16	Alonzo Mourning was named the winner of the NBA Defensive Player of the Year Award for the second consecutive year, becoming just the fifth player in league history to win the award in consecutive seasons.
May 24	HEAT assistant coach Bob McAdoo was elected into the Naismith Memorial Basketball Hall of Fame.
June 27	Acquired forward Chris Gatling and the 37th pick in the 2000 NBA Draft from Denver for Voshon Lenard and Mark Strickland .
June 28	HEAT selected guard Eddie House with the 37th pick and center Ernest Brown with the 52nd pick in the 2000 NBA Draft.
July 25	L. Jay Cross resigned as HEAT Group President, Business Operations.
August 1	HEAT re-signed Anthony Carter and Bruce Bowen .
August 2	Acquired guard Eddie Jones , forward Anthony Mason , guard Ricky Davis and guard Dale Ellis from the Charlotte Hornets for forward P.J. Brown , forward Jamal Mashburn , forward Tim James , forward/center Otis Thorpe and guard/forward Rodney Buford .
August 7	HEAT team physician Dr. Harlan Selesnick was named to the five-person medical staff for the 2000 Men's U.S. Olympic Basketball Team.
August 15	Signed Eddie House .
August 17	Dr. Jack Ramsay retired as television analyst for the HEAT.
August 30	Acquired forward/center Brian Grant in a three-way trade with Cleveland and Portland in which Miami sent forward Clarence Weatherspoon , forward Chris Gatling and a conditional first-round draft choice to the Cavaliers; Portland sent Brian Grant to Miami and guard Gary Grant to Cleveland and the Cavs sent forward Shawn Kemp to the Trail Blazers.
August 31	Re-signed Harold Jamison .
September 13	Signed free agent center Todd Fuller and free agent forward Don MacLean .
September 14	Re-signed center Duane Causwell and signed guard/forward Ron Hale .
September 25 - October 1	Alonzo Mourning and Tim Hardaway played on the USA Men's Basketball team that captured the gold medal at the Olympic Games in Sydney, Australia.
September 28	Signed free agent guard Rick Brunson and signed guard/forward Jamal Robinson .
September 29	Re-signed Tim Hardaway .
October 5	HEAT signed free agent center Mario Bennett and free agent forward Ike Nwankwo .
October 10	HEAT released Mario Bennett and Ike Nwankwo .
October 11	Ed Pinckney , who served as Miami's radio analyst the previous three years, was named television analyst for the HEAT replacing the retired Dr. Jack Ramsay .
October 14	HEAT Assistant Coach Bob McAdoo was enshrined in the Naismith Memorial Basketball Hall of Fame in Springfield, MA.
October 16	Alonzo Mourning announced he expects to miss the 2000-01 NBA season after learning he is suffering from a kidney disease (focal glomerulosclerosis).
October 22	The HEAT released Rick Brunson and Ron Hale .
October 30	The HEAT exercised a team option on Ricky Davis' contract and released Dale Ellis .
October 31	The HEAT signed free agent forward A.C. Green and released Harold Jamison .

KEY DATES AND TRANSACTIONS

2000 continued...

- November 1** HEAT Head Coach **Pat Riley** became the second coach in NBA history to win 1,000 career games as Miami downed Orlando, 105-79, in the HEAT's season-opener. Riley became the quickest head coach or manager at the time in any of the four major professional sports in North America to win 1,000 games, breaking the previous mark held by **Fred Clarke**, who managed the Pittsburgh Pirates from 1900-15, by 63 games.
- November 11** **Ricky Davis** underwent successful surgery on his right foot.
- November 14** **Don MacLean** underwent successful surgery on the fifth toe of his right foot.
- November 26** HEAT acquired forward **Cedric Ceballos** from Detroit in exchange for a conditional second-round draft choice. **Jamal Robinson** was released.
- December 2** The HEAT defeated the Wizards, 93-90, at the MCI Center in Washington to earn **Pat Riley** his 250th win as the HEAT's head coach. Riley became just the fourth coach in NBA history to record at least 250 wins with two different teams.

2001

- January 3** **Pat Riley** was named the IBM Coach of the Month for the month of December after guiding the HEAT to a 12-5 record in December. This marked the ninth time in his career Riley won Coach of the Month honors, the third time he won the award with the HEAT.
- January 13** **Tim Hardaway** became Miami's all-time leader in three-point field goals made when he hit his 709th trey as a member of the HEAT with 1:31 left in the third quarter at Indiana, to surpass **Glen Rice**.
- January 25** **Eric Woolworth** was named President of The HEAT Group's Business Operations.
- January 30** Forward **Anthony Mason** was selected as a reserve for the 2001 Eastern Conference All-Star team. At 34 years and two months old, Mason became the second oldest first-time All-Star in NBA history, just a month younger than Nat "Sweetwater" Clifton was in 1957.
- February 2** Miami recorded a 91-80 victory over the Hawks in Atlanta. The game was the 1,000th in HEAT regular season history.
- February 6** HEAT team physician **Dr. Harlan Selesnick** was selected the team physician for the Western Conference All-Stars for the 2001 NBA All-Star Game.
- February 11** Forward **Anthony Mason** became just the second HEAT player to start an NBA All-Star Game. Mason started in place of an injured **Grant Hill** and although he went scoreless he finished with four rebounds, one assist and one steal in 20 minutes as the Eastern Conference defeated the Western Conference, 111-110, at the MCI Center in Washington.
- March 27** **Alonzo Mourning**, who was expected to miss the entire 2000-01 season due to a kidney disease (focal glomerulosclerosis), announced he would return for the remainder of the regular season and postseason after missing the first 69 games of the season. Toronto defeated Miami, 88-83, at the American Airlines Arena as Mourning scored nine points and grabbed six rebounds in 19 minutes in his 2000-01 season debut.
- April 11** With 1:33 remaining in the fourth quarter of Miami's 102-97 win at Boston, **Alonzo Mourning** blocked an **Antoine Walker** shot attempt. The block was Mourning's 1,000th as a member of the HEAT.
- April 18** **A.C. Green** scored 19 points and grabbed 14 rebounds in Miami's 103-91 win at Orlando to record his 300th career double-double. The game marked the final game of Green's 16-year NBA career and ended his NBA-record consecutive games played streak at 1,192.
- April 19** The HEAT left **Ricky Davis**, **Don MacLean** and **Todd Fuller** off the playoff roster.
- May 2** **Bruce Bowen** was named a member of the 2000-01 NBA All-Defensive Second Team.
- May 3** **Don MacLean** underwent successful surgery performed on his left quadriceps tendon.
- May 9** **Eddie Jones** underwent successful surgery on his left shoulder.
- May 22** **Alonzo Mourning** was named a second team selection on the NBA All-Interview team for the 2000-01 season.
- June 20** **Don MacLean** exercised an option to extend his contract for the 2001-02 season.
- June 27** The HEAT selected center **Ken Johnson** from The Ohio State University with the 49th pick of the 2001 NBA Draft.
- June 29** **Ricky Davis** underwent successful surgery to repair a fractured right foot.
- July 19** Re-signed **Anthony Carter**.
- July 20** Signed free agent forward **Malik Allen** and free agent guard **Mike James**.
- July 28** Signed free agent forward **LaPhonso Ellis**.

KEY DATES AND TRANSACTIONS

2001 continued...

August 5	Signed free agent guard/forward Kendall Gill .
August 13	The HEAT announced a three-year television deal with WFOR (Channel 4) and UPN 33 to air games locally.
August 22	The HEAT traded Tim Hardaway to Dallas in a sign-and-trade deal in which they acquired a second-round draft choice in either 2003 or 2004 and a trade exception.
August 24	Signed free agent forward Tang Hamilton .
September 14	Signed free agent guard/forward Sam Mack .
September 24	Signed free agent guard/forward Rodney Buford .
October 1	Signed free agent forward/center Sean Marks , free agent center Loren Meyer , and free agent guard Geno Carlisle .
October 1	Acquired the draft rights to forward Sean Lampley from Chicago for a conditional second-round draft choice.
October 2	Signed free agent center Vladimir Stepania .
October 9	Released Geno Carlisle and Loren Meyer .
October 13	Signed free agent forward Kimani Friend .
October 22	Signed free agent guard Rod Strickland .
October 25	Released Rodney Buford , Kimani Friend and Mike James .
October 26	The HEAT acquired forward/center Chris Gatling in a three-team sign-and-trade with Cleveland and Toronto. Miami received Gatling from Cleveland, Cleveland received guard Ricky Davis from Miami and forward Brian Skinner from Toronto, and Toronto received forward Don MacLean from Miami.
October 29	Released Sean Lampley .
November 6	The HEAT defeated Seattle, 87-85 in overtime, at the AmericanAirlines Arena to record the 500th win in franchise history.
November 9	Kendall Gill underwent successful surgery to repair a fractured left pinky.
November 30	A then-record crowd of 20,118 attended the HEAT's home game against the Washington Wizards in the AmericanAirlines Arena. The game marked Michael Jordan's first game back in Miami after his retirement on Jan. 13, 1999.
December 2	Signed free agent guard Jim Jackson and released Tang Hamilton .
December 12	Alonzo Mourning moved into 15th place on the NBA's all-time blocked shots list, surpassing Moses Malone , when he blocked a Brendan Haywood attempt with 8:13 left in the second quarter at the MCI Center in Washington. The block was the 1,734th of Mourning's career.
December 13	Released Sam Mack .
December 18	Signed guard Mike James .

2002

January 7	Eddie Jones was named NBA Eastern Conference Player of the Week for the week ending Jan. 6.
January 10	Anthony Carter underwent successful surgery to repair a sports hernia.
January 10	Jim Jackson scored his 10,000th career point with 6:14 remaining in the first quarter of Miami's game against Portland.
January 22	Rod Strickland moved into sole possession of seventh place on the NBA's all-time assists list, surpassing Lenny Wilkens , with his first assist of the night and 7:212th of his career with 8:54 remaining in the opening quarter of Miami's 92-79 home victory over Chicago.
January 29	Alonzo Mourning was selected as a reserve for the 2002 Eastern Conference All-Star team. This marked the seventh time in Mourning's career he had been named an NBA All-Star and the fifth time as a member of the HEAT.
February 10	Alonzo Mourning hit six of his seven field goal attempts at the All-Star Game in Philadelphia and finished with 13 points, three rebounds, two assists and two blocks in 16 minutes as the Eastern Conference All-Stars were defeated by the Western Conference All-Stars, 135-120.
February 13	Radio announcer José Pañeda broadcast his 1,000th HEAT game in Spanish as Miami defeated the Magic, 112-95 at the AmericanAirlines Arena. Pañeda, who broadcast every HEAT regular season game beginning with the 1989-90 season, has broadcast more NBA games in Spanish than any other announcer in league history.

KEY DATES AND TRANSACTIONS

2002 continued...

- March 15** Television play-by-play announcer **Eric Reid**, who has been with the HEAT since its inaugural season, broadcast his 1,000th HEAT regular season game as the Nets defeated Miami, 97-78, at the Continental Airlines Arena in New Jersey.
- March 23** **Rod Strickland** moved past **Maurice Cheeks** into sixth place on the NBA's all-time assist list in the HEAT's contest at San Antonio with his third assist of the game and 7,393rd of his career with 2.8 seconds remaining in the second quarter.
- March 31** Trainer **Ron Culp** worked the 2,500th game of his career as the Pacers defeated the HEAT at Conseco Fieldhouse.
- April 3** **LaPhonso Ellis** was named the winner of the NBA's 2001-02 Atlantic Division Sportsmanship Award. This marked the second time in his career that Ellis had been named a divisional award winner and the first time a HEAT player had received the honor.
- May 2** **Alonzo Mourning** was named the recipient of the NBA's 2001-02 J. Walter Kennedy Citizenship Award for his outstanding community service.
- June 7** Assistant Coach/Director of Player Development **Marc Iavaroni** resigned to become an assistant coach for the Phoenix Suns.
- June 26** The HEAT selected University of Connecticut forward **Caron Butler** with the 10th pick of the 2002 NBA Draft and La Salle University forward **Rasual Butler** with the 53rd pick.
- July 3** Signed forward **Caron Butler**.
- August 6** Re-signed free agent center **Vladimir Stepania**.
- August 14** Signed forward **Rasual Butler**.
- August 15** Signed free agent guard **Luke Recker**.
- September 5** Signed free agent guard **Travis Best**.
- September 12** The HEAT announced that due to a drop in his body chemistry levels, center **Alonzo Mourning** would be out indefinitely.
- September 25** Re-signed **Eddie House**.
- September 26** Signed center **Ken Johnson** and free agent guard **Khalid El-Amin**.
- September 30** Signed free agent forward **Sean Lampley**.
- October 10** The HEAT announced former NBA head coach and current TNT NBA analyst **Mike Fratello** joined its television broadcast team to provide analysis for 60 games during the 2002-03 season. The team also announced **Ed Pinckney** would serve as the team's color analyst for the remaining 22 television broadcasts and take a new role within the organization as Team Mentor. Pinckney would also provide analysis for home radio broadcasts when he was not working on the television broadcast.
- October 14** Released **Khalid El-Amin**.
- October 24** Released **Ernest Brown**.
- October 28** Released **Luke Recker** and placed **Alonzo Mourning** (focal glomerulosclerosis) on the injured list.
- November 14** **Sean Marks** underwent successful surgery at Cedar's Hospital. Marks had a plantar fascia release of his right foot performed by HEAT physician **Dr. James Losito**.
- December 2** **Caron Butler** was named the NBA Eastern Conference Rookie of the Month for the month of November. Butler became the first HEAT rookie to capture NBA Rookie of the Month honors.

2003

- January 16** **Caron Butler** was selected to play in the got milk? NBA Rookie Challenge during NBA All-Star Weekend in Atlanta.
- January 22** The HEAT defeated Phoenix, 92-85, at the American Airlines Arena to earn **Pat Riley** his 1,100th career victory.
- January 31** **Eddie Jones** scored his 10,000th career point on a three-point field goal with 11:39 remaining in the fourth quarter at Philadelphia.
- February 2** **Caron Butler** was named the NBA Eastern Conference Rookie of the Month for the month of January, marking the second time he captured Rookie of the Month honors.
- February 8** **Caron Butler** started for the first-year players in the got milk? Rookie Challenge at All-Star Weekend at the Philips Arena in Atlanta and scored a team-high 23 points on 10-18 shooting while adding seven assists, four rebounds and a team-high four steals in a game-high 32 minutes.
- March 3** **Caron Butler** was named the NBA Eastern Conference Rookie of the Month for the third time.

KEY DATES AND TRANSACTIONS

2003 continued...

March 7	The HEAT eclipsed the 9,000,000 mark in all-time home attendance as a sellout crowd of 16,500 attended Miami's game against the Dallas Mavericks at the AmericanAirlines Arena.
March 11	Miami defeated the Cavaliers, 77-75, at Gund Arena in Cleveland to earn Pat Riley his 350th victory as coach of the HEAT. With the victory, Riley became the first coach in NBA history to register at least 350 coaching victories with two different franchises. Previously he had recorded 533 victories while guiding the Lakers from 1981-90.
April 1	Caron Butler was named the NBA Eastern Conference Rookie of the Month for the fourth time in the 2002-03 season and third consecutive month. Butler joined Tim Duncan (1997-98); Shaquille O'Neal (1992-93); David Robinson (1989-90); Ralph Sampson (1983-84) and Terry Cummings (1982-83) as the only players in NBA history to capture four-or-more Rookie of the Month honors since the league began the award in the 1981-82 season.
April 11	A sellout crowd of 20,152 attended Michael Jordan's final game in Miami. Prior to the game during a tribute to Jordan, HEAT President and Head Coach Pat Riley announced the HEAT was retiring number 23 in honor of Jordan. The number 23 became the first number to be retired in franchise history. With his 17th point of the evening, a jumper with 6:59 left in the second quarter, Jordan assured himself of finishing his NBA career with the highest single-game scoring average in league history. With his first point in the game, a jumper with 1:29 left in the first quarter, Caron Butler broke the HEAT rookie scoring record (1,155) which had been held by Sherman Douglas .
April 24	Caron Butler finished third in the Rookie of the Year balloting, becoming the first HEAT rookie to ever receive a Rookie of the Year vote. Butler finished with 13 first-place votes, nine second-place votes and 87 third-place votes for a total of 179 points in the voting of 117 media members. The 13 first-place votes were the most by a third-place finisher since Shareef Abdur-Rahim garnered 25 in the 1996-97 Rookie of the Year voting.
May 7	Caron Butler was selected as a member of the 2002-03 NBA All-Rookie First Team. Butler became only the third HEAT player to earn All-Rookie First Team honors after receiving 55 points and 27 first-team votes in a vote of the league's 28 head coaches. Butler, who was named on all 28 ballots, was one point shy of being Miami's first unanimous First Team selection.
June 9	HEAT team physician Dr. Harlan Selesnick was elected the 2002-03 NBA Physician of the Year by the National Basketball Trainers Association at the Chicago Pre-Draft Camp.
June 26	The HEAT selected guard Dwyane Wade from Marquette University with the fifth pick of the 2003 NBA Draft and selected forward Jerome Beasley from the University of North Dakota in the second round with the 33rd pick.
June 30	The HEAT requested waivers on LaPhonso Ellis .
June 30	The HEAT picked up the contract options on Rasual Butler and Sean Lampley . The club also made a qualifying offer to Malik Allen , making him a restricted free agent. The HEAT did not extend qualifying offers to Eddie House and Mike James , making them unrestricted free agents.
July 16	Signed restricted free agent forward Elton Brand to an offer sheet. Unrestricted free agent center Alonzo Mourning signed with the New Jersey Nets, leaving Miami after eight seasons as the team's all-time leader in field goal percentage, blocked shots and free throws made.
July 22	The Clippers matched Miami's offer sheet to restricted free agent Elton Brand and retained his rights.
August 1	Signed free agent forward Samaki Walker .
August 6	Signed free agent forward Udonis Haslem .
August 8	Signed free agent forward John Wallace and free agent center Loren Woods .
August 11	Signed restricted free agent forward Lamar Odom to an offer sheet.
August 19	Signed guard Dwyane Wade .
August 27	Signed free agent forward Lamar Odom after the Los Angeles Clippers declined to match the offer sheet.
September 4	Signed free agent guard Rafer Alston and forward Jerome Beasley .
September 10	Re-signed Malik Allen .
September 23	Signed free agent guard Bimbo Coles .
September 29	Signed free agent center Isaac Austin and free agent guard Joe Crispin .
September 30	Signed free agent forward/center Cherokee Parks .

Management

Players

12/13 Review

Records

Playoffs

History

All-Time Roster

NBA/NBADL

Opponents

Media

KEY DATES AND TRANSACTIONS

2003 continued...

- October 1** The HEAT and Clear Channel Communications agreed to a new five-year radio rights deal with NewsRadio 610-WIOD remaining the flagship station for HEAT broadcasts.
- October 4** **Caron Butler** underwent successful arthroscopic surgery on his left knee. The surgery was performed by HEAT team physician **Dr. Harlan Selesnick** at HealthSouth Doctors Hospital.
- October 15** Released **Joe Crispin**.
- October 20** Released **Isaac Austin**.
- October 24** HEAT President and Head Coach **Pat Riley** announced he was stepping down as head coach, but would continue to serve as team President. HEAT Managing General Partner **Micky Arison** and Riley jointly announced that Assistant Head Coach **Stan Van Gundy** was promoted to head coach, becoming the fifth head coach in HEAT history.
- October 27** Released **Cherokee Parks** and **Sean Lampley**.
- October 28** **Stan Van Gundy** made his head coaching debut in an 89-74 loss at Philadelphia.
- November 3** The HEAT signed free agent guard **Kirk Penney**.
- November 6** **Malik Allen** underwent successful bone spur surgery on his right foot at Mercy Hospital. The surgery was performed by HEAT team physician **Dr. James Losito**.
- November 7** Signed free agent forward **Tyrone Hill** and released **Kirk Penney**.
- November 11** For just the second time in league history brothers opposed one another as NBA head coaches as **Jeff Van Gundy** led his Houston Rockets to a 90-70 victory at the Toyota Center in Houston over older brother **Stan Van Gundy** and the HEAT. **Stan Van Gundy** and the HEAT would get revenge in the next meeting on Jan. 26, 2004, a 95-81 HEAT win in Miami. The only previous NBA match-up where brothers opposed one another as head coaches was in 1977 when **Larry Brown** (Denver) and **Herb Brown** (Detroit) coached against each other.
- November 12** The HEAT defeated the Cleveland Cavaliers, 88-83, in **LeBron James'** first visit to Miami and earned Head Coach **Stan Van Gundy** his first career victory.
- November 14** **Eddie Jones** hit his 1,000th career three-point field goal in Miami's 105-101 overtime victory over the Washington Wizards at the AmericanAirlines Arena.
- November 25** The HEAT announced it hired **Brian Hecker** as Scouting Information Coordinator.
- December 1** Signed free agent center **Wang Zhi-Zhi** and released **Tyrone Hill**.

2004

- January 19** **Samaki Walker** underwent successful surgery to remove bone spurs from his right ankle. The surgery was performed by HEAT team physician **Dr. Harlan Selesnick** at Baptist Hospital.
- January 28** **Dwyane Wade** and **Udonis Haslem** were selected to play in the Rookie Challenge during All-Star Weekend in Los Angeles. Wade and Haslem were two of the nine rookies selected to appear against a team of nine second-year players. They were selected by a panel of 11 former NBA players and coaches who were currently working as broadcasters in the league.
- February 13** **Dwyane Wade** started for the Rookies in the Rookie Challenge at All-Star Weekend at the STAPLES Center in Los Angeles and finished with 22 points, four assists and three rebounds in 27 minutes while shooting 11-16 from the floor. **Udonis Haslem** came off the bench for the first-year players and totaled nine points, three rebounds, a game-high three steals and one assist in 15 minutes. Haslem became just the fourth undrafted rookie to ever play in the Rookie Challenge.
- February 23** **Dwyane Wade** was named the Eastern Conference Player of the Week for the week ending Feb. 22. He became the first HEAT rookie to garner Player of the Week honors and just the 21st rookie in NBA history. Wade became the seventh HEAT player to earn NBA Player of the Week honors.
- March 6** **Lamar Odom** turned in one of the finest individual performances in franchise history, recording just the fourth triple-double in the 16-year history of the HEAT. Odom totaled 30 points, 19 rebounds and 11 assists in Miami's 102-96 win over Sacramento at the AmericanAirlines Arena. The triple-double by Odom ended Miami's drought of 739 games without a triple-double, the longest streak in the NBA.
- March 8** **Lamar Odom** was named the NBA's Eastern Conference Player of the Week for the week ending Mar. 7.
- March 16** **Rafer Alston** hit a three-point field goal in his 34th consecutive game breaking the franchise record of 33 held by **Tim Hardaway** in Miami's 96-83 victory over the New Orleans Hornets at the AmericanAirlines Arena.

KEY DATES AND TRANSACTIONS

2004 continued...

- March 16** The HEAT and Sunshine Network announced they agreed to an eight-year deal providing Sunshine Network exclusive regional television rights to the HEAT beginning with the 2004-05 season. The new agreement provided Sunshine Network with telecast rights in all languages to a minimum of 70 HEAT regular season games per year and all available HEAT playoff games.
- March 26** The HEAT defeated Dallas, 119-118 in overtime, at the AmericanAirlines Arena on **Rafer Alston's** three-point field goal with five-tenths of a second remaining. The game was the first HEAT game televised nationally by ESPN.
- April 1** **Lamar Odom** was named NBA Eastern Conference Player of the Month and **Stan Van Gundy** was named NBA Eastern Conference Coach of the Month for the month of March.
- April 6** The HEAT clinched their ninth postseason berth in franchise history as the Toronto Raptors defeated the Cleveland Cavaliers in Cleveland. The postseason berth was the first for Miami in three years.
- April 14** The HEAT defeated the New Jersey Nets, 96-84 at the AmericanAirlines Arena, to close out the 2003-04 regular season with a 12-game home winning streak and the fourth seed in the Eastern Conference in the 2004 NBA Playoffs.
- April 18** **Dwyane Wade** hit a running jumper with 1.3 seconds left to give the HEAT an 81-79 victory over the New Orleans Hornets in Game 1 of the 2004 NBA Playoffs. The victory was the first playoff win for rookie Head Coach **Stan Van Gundy**.
- April 20** **Dwyane Wade** finished third in the NBA Rookie of the Year voting with 117 points (three second-place votes and 108 third-place). Wade finished behind Cleveland's **LeBron James** (508 points, 78 first-place votes, 39 second-place and one third-place) and Denver's **Carmelo Anthony** (430 points, 40 first-place votes, 76 second-place and two third-place).
- April 27** **Dwyane Wade** joined Cleveland's **LeBron James** and Denver's **Carmelo Anthony** as unanimous selections to the 2003-04 NBA All-Rookie First Team. Wade became the first Miami rookie to be a unanimous NBA All-Rookie First Team selection and just the fourth HEAT player to earn First Team honors. His 28 first-place votes and 56 total points, in a balloting of the league's head coaches, both mark the highest total received by a HEAT player. **Udonis Haslem** was named to the 2003-04 NBA All-Rookie Second Team.
- May 4** **Caron Butler** scored a team-high 23 points and grabbed a team-high nine rebounds as the HEAT defeated the New Orleans Hornets in a deciding Game 7 of the Eastern Conference First Round Playoff series at the AmericanAirlines Arena. The victory made **Stan Van Gundy** just the fourth rookie head coach in NBA history to win a Game 7 joining **Paul Westphal**, **Jerry West** and **Joe Mullaney**. Butler had 20 steals in the series against the Hornets to set a franchise record for steals in a playoff series.
- May 12** The HEAT defeated the Indiana Pacers, 100-88 at the AmericanAirlines Arena, in Game 4 of the Eastern Conference Semifinal series. The win extended Miami's overall home-winning streak (regular and postseason) to a franchise-record 18 consecutive games.
- June 2** **Lamar Odom** received the NBA Community Assist Award for the month of May. He became the first HEAT player to receive the honor.
- June 22** **Loren Woods** was selected by the Charlotte Bobcats in the 2004 NBA Expansion Draft.
- June 24** The HEAT selected guard/forward **Dorell Wright** from South Kent Prep (CT) with the 19th pick of the 2004 NBA Draft. Wright became the first high school player ever drafted by the HEAT. Miami also selected forward **Pape Sow** from Cal State Fullerton in the second round with the 47th pick and forward **Matt Freije** from Vanderbilt in the second round with the 53rd pick in the draft. The HEAT then traded the draft rights of Sow to the Toronto Raptors along with a 2005 second-round draft pick for the draft rights to center **Albert Miralles**, the 39th pick of the 2004 NBA Draft.
- June 30** The HEAT announced that the contract of **Malik Allen** became guaranteed for the 2004-05 season. The team also picked up the contract option on **Wang Zhi-Zhi** and made a qualifying offer to **Rasual Butler**.
- July 8** **Dwyane Wade** and **Lamar Odom** were both selected to represent the United States in the 2004 Olympic Games in Athens, Greece, as part of USA Basketball's Senior National Team.
- July 12** The HEAT announced that they had signed General Manager **Randy Pfund** and Head Coach **Stan Van Gundy** to multi-year contract extensions.
- July 14** The HEAT acquired 11-time All-Star center **Shaquille O'Neal** from the Los Angeles Lakers in exchange for **Caron Butler**, **Brian Grant**, **Lamar Odom** and a future first-round draft pick.
- July 15** Signed free agent center **Michael Doleac**.

Management

Players

12/13 Review

Records

Playoffs

History

All-Time Roster

NBA/NBADL

Opponents

Media

KEY DATES AND TRANSACTIONS

2004 continued...

July 22	Signed free agent guard Keyon Dooling .
July 27	Signed guard/forward Dorell Wright .
July 28	Re-signed Rasual Butler .
August 6	Signed free agent guard Damon Jones .
August 11	Signed free agent forward Wesley Person .
August 25	Dwyane Wade and his 11 teammates on the 2004 USA Basketball Men's Senior National Team were named recipients of the NBA's Community Assist Award for the month of August.
August 26	Signed forward Matt Freije .
September 15	Signed free agent forward Christian Laettner .
September 23	The HEAT announced Ron Rothstein joined the coaching staff as an assistant coach.
October 5	Signed free agent forward Tang Hamilton .
October 8	The HEAT and Sunshine Network announced the hiring of Jason Jackson as television host and court-side reporter for HEAT broadcasts on Sunshine Network.
October 25	Released Tang Hamilton .
November 8	Dwyane Wade was named the NBA Eastern Conference Player of the Week for the week ending Nov. 7.
November 14	Signed free agent guard/forward Shandon Anderson and released Matt Freije .
December 1	Malik Allen underwent successful micro discectomy surgery at South Miami Hospital. The hour-long procedure was performed by Dr. Joe Traina .
December 6	Shaquille O'Neal grabbed his 10,000th NBA career rebound with 3:23 left in the third quarter in Miami's 100-80 win at Utah.
December 13	The HEAT topped the 10 million mark in all-time home attendance during a 106-83 victory over the Washington Wizards.
December 20	Shaquille O'Neal was named NBA Eastern Conference Player of the Week for the week ending Dec. 19. This marked the 19th time in his career O'Neal had earned the weekly honor and his first as a member of the HEAT.
December 25	Shaquille O'Neal enjoyed a triumphant return to Los Angeles in his first appearance against the Lakers since being acquired by the HEAT in July 2004. O'Neal helped the HEAT record a 104-102 overtime victory over the Lakers at the STAPLES Center. The game marked only the second time in franchise history the HEAT played on Christmas Day. It was the highest-rated regular season game ever televised by ABC and the highest-rated NBA game since 1998.
December 30	Dwyane Wade became just the fifth player in HEAT history to record a triple-double, totaling 31 points, 10 rebounds and 10 assists while leading Miami to an 89-74 win over the defending NBA champion Detroit Pistons at The Palace of Auburn Hills.

2005

January 1	The HEAT announced the hiring of John Crotty as the team's radio analyst.
January 4	Dwyane Wade was named NBA Eastern Conference Player of the Month and Head Coach Stan Van Gundy was named NBA Eastern Conference Coach of the Month for December. The monthly honors were the first in Wade's career and the second in Van Gundy's.
January 11	Shaquille O'Neal was named the recipient of the NBA's Community Assist Award for the month of December.
January 26	The HEAT signed free agent forward Qyntel Woods and released Jerome Beasley .
January 28	The HEAT defeated the Atlanta Hawks, 106-96, at Philips Arena. The victory guaranteed the HEAT would have the highest winning percentage in the Eastern Conference by the All-Star Game cutoff (Feb. 6), earning Stan Van Gundy and his staff the honor of coaching the Eastern Conference All-Stars in the 2005 All-Star Game and Assistant Coach Bob McAdoo earned the honor of coaching the Sophomores in the got milk? Rookie Challenge.
February 3	Shaquille O'Neal was named a starter for the Eastern Conference in the 2005 All-Star Game.
February 8	Dwyane Wade was selected as a reserve for the Eastern Conference in the 2005 All-Star Game.
February 18	Dwyane Wade and Udonis Haslem both started and led the Sophomores to a 133-106 victory over the Rookies in the 2005 got milk? Rookie Challenge during All-Star Weekend at the Pepsi Center in Denver. Wade finished with 12 points, a game-high nine assists, four rebounds, a team-high two blocks and one steal in 27 minutes. Haslem had four points, five rebounds, four assists and one steal in a game-high 31 minutes. HEAT Assistant Coach Bob McAdoo served as the head coach for the victorious sophomore squad.

KEY DATES AND TRANSACTIONS

2005 continued...

February 20	Shaquille O'Neal and Dwyane Wade helped lead the Eastern Conference to a 125-115 win over the Western Conference in the 54th NBA All-Star Game at the Pepsi Center in Denver. O'Neal, making his seventh All-Star Game start, totaled 12 points, six rebounds, three steals and a game-high three blocks in 25 minutes. Wade, appearing in his first All-Star Game, had 14 points, three rebounds and two steals in 23 minutes off the bench. Stan Van Gundy , coaching in his first All-Star Game, earned the victory. HEAT Assistant Coaches Bob McAdoo , Ron Rothstein and Erik Spoelstra served as assistant coaches for the East All-Stars. Miami Head Athletic Trainer Ron Culp served as the trainer for the East All-Stars, making his third All-Star appearance.
February 24	Re-acquired guard Steve Smith from the Charlotte Bobcats in exchange for Malik Allen .
March 1	Signed free agent center Alonzo Mourning and released Wesley Person .
March 15	Dwyane Wade nailed a pull-back jumper at the buzzer to give the HEAT a 98-96 win over the Knicks at Madison Square Garden. The victory clinched a playoff spot for Miami, making the HEAT the first team to qualify for the 2005 NBA Playoffs. It also marked at the time the earliest date in team history that the HEAT had clinched a playoff spot.
March 25	The HEAT defeated the Phoenix Suns, 125-115, at the AmericanAirlines Arena to capture the inaugural Southeast Division championship. The division title was the fifth in Miami's history and first since capturing the 1999-2000 Atlantic Division crown.
April 1	Shaquille O'Neal was named NBA Eastern Conference Player of the Month and Head Coach Stan Van Gundy was named NBA Eastern Conference Coach of the Month for March. The monthly award was the 12th in O'Neal's career and first as a member of the HEAT. For Van Gundy it marked the third time in his career and second time in the 2004-05 season he earned the monthly honor.
April 5	The HEAT defeated the Chicago Bulls, 104-86 at the AmericanAirlines Arena, establishing a franchise record with its 18th consecutive regular season home victory. In the contest Damon Jones set the franchise single-season record for three-point field goals made when he hit his first trey just 1:23 into the contest. Jones, who would finish the season with 225 treys, broke Tim Hardaway's record of 203 in a season. The victory also clinched the top record and number one seed in the Eastern Conference for the HEAT in the 2005 NBA Playoffs.
April 14	Dwyane Wade scored 48 points in Miami's 126-119 overtime loss at Philadelphia. His 48 points marked the highest total by a 76ers opponent at the Wachovia Center. Wade also set a HEAT record by scoring 12 points in the single overtime period.
April 19	The HEAT defeated the Charlotte Bobcats, 99-80, at the AmericanAirlines Arena to earn Head Coach Stan Van Gundy his 100th NBA regular season victory.
April 28	The HEAT defeated the New Jersey Nets, 108-105 in double overtime, at Continental Airlines Arena. It was the first double-overtime game in Miami's postseason history.
May 1	The HEAT defeated the New Jersey Nets, 110-97 at Continental Airlines Arena, completing a four-game sweep of their Opening Round playoff match-up. The sweep was the first four-game sweep by the HEAT in postseason play.
May 10	Dwyane Wade scored 31 points and handed out a franchise postseason record 15 assists as the HEAT defeated the Wizards, 108-102, to take a 2-0 lead in its Eastern Conference Semifinal series.
May 12	Dwyane Wade was named to the NBA All-Defensive Second Team.
May 14	Dwyane Wade set then HEAT postseason records for points in a game (42) and points in a quarter (22 in the third quarter) as Miami completed a four-game sweep of the Eastern Conference Semifinal series against the Washington Wizards. Miami became the first team in NBA history to record back-to-back 4-0 sweeps in the opening two rounds. The victory was Miami's eighth straight in the postseason, setting a franchise record.
May 18	Shaquille O'Neal was named All-NBA First Team and Dwyane Wade earned All-NBA Second Team honors. It marked the seventh time in his career, and the sixth consecutive year, that O'Neal received All-NBA First Team honors. It marked the first time for Wade that he captured All-NBA honors.
May 29	The HEAT defeated the Pistons, 113-104 at The Palace of Auburn Hills, in Game 3 of the Eastern Conference Finals. The victory was Miami's record-setting fifth consecutive postseason road win.
June 17	The HEAT announced it picked up the team option on Alonzo Mourning for the 2005-06 season and the fourth-year rookie option on Dwyane Wade for the 2006-07 season.

Management

Players

12/13 Review

Records

Playoffs

History

All-Time Roster

NBA/NBADL

Opponents

Media

KEY DATES AND TRANSACTIONS

2005 continued...

- June 28** The HEAT selected forward **Wayne Simien** from the University of Kansas with the 29th pick of the 2005 NBA Draft.
- June 29** The HEAT announced it picked up the team option on **Qyntel Woods** for the 2005-06 season.
- August 2** Re-signed **Shaquille O'Neal** and **Udonis Haslem**.
- August 2** In the largest trade in NBA history, a five-team, 13-player deal, the HEAT acquired forward **Antoine Walker** from Boston; guards **Jason Williams** and **Andre Emmett** and forward **James Posey** from Memphis; and the draft rights to center **Roberto Duenas** from New Orleans. The HEAT traded guard **Eddie Jones** to Memphis; forward **Rasual Butler** to New Orleans; and a 2006 second-round draft pick, a conditional second-round draft pick, forward **Qyntel Woods** and the draft rights to forward **Albert Miralles** to Boston. Additionally, Memphis sent center **Greg Ostertag** to Utah and the Jazz sent center **Curtis Borchardt** to the Celtics, guard **Raul Lopez** to the Grizzlies and guard **Kirk Snyder** to the Hornets.
- August 8** Signed free agent center/forward **Earl Barron**.
- August 12** Signed **Wayne Simien** and free agent guard **Gerald Fitch**.
- August 15** Signed free agent guard **Matt Walsh**.
- August 17** **Alonzo Mourning** announced he would return to play in the 2005-06 season.
- September 8** The HEAT and defending NBA champion San Antonio Spurs announced plans to play a preseason game at the AmericanAirlines Arena on October 10 with all proceeds going to help benefit victims of Hurricane Katrina.
- September 19** Re-signed **Shandon Anderson**.
- September 22** Signed nine-time NBA All-Star free agent guard **Gary Payton**.
- September 22** The NBA announced the preseason game between the HEAT and New Orleans Hornets scheduled for October 25 in Bossier City, LA would now be played in Baton Rouge, LA with all proceeds from the game going to the Hurricane Katrina relief efforts.
- September 30** Signed forward **Jason Kapono** to an offer sheet.
- October 3** Signed free agent forward **Jason Kapono** after the Charlotte Bobcats declined to match the offer sheet. The HEAT also announced the signing of free agent forward **Darius Rice** and free agent guard **Kevin Braswell**.
- October 10** The HEAT and San Antonio Spurs played a preseason game at the AmericanAirlines Arena to benefit the victims of Hurricane Katrina. **Kevin Braswell's** driving lay-up as time expired gave the HEAT a 103-101 victory over the defending NBA champions. The proceeds from the game, totaling \$1.1 million, included all ticket revenue, concessions, parking and retail sales. The money was donated to the American Red Cross, Habitat for Humanity, Salvation Army and Feed the Children on behalf of the HEAT, the Spurs and the National Basketball Players Association for the victims of Hurricane Katrina.
- October 12** Released **Kevin Braswell**.
- October 31** Released **Andre Emmett**, **Gerald Fitch** and **Darius Rice**.
- November 18** Signed free agent **Gerald Fitch** and released **Matt Walsh**.
- December 5** **Dwyane Wade** was named the NBA Eastern Conference Player of the Week for the week ending Dec. 4.
- December 12** Head Coach **Stan Van Gundy** announced he was resigning his position as head coach due to personal and family reasons and would stay with the organization as an NBA free agent evaluator and scout. The HEAT announced that President **Pat Riley** would assume the head coaching responsibilities.
- December 13** The HEAT recorded a 100-97 victory over the Chicago Bulls at the United Center in **Pat Riley's** return to the bench.
- December 25** The HEAT defeated the Los Angeles Lakers, 97-92, at the AmericanAirlines Arena in front of a sellout crowd of 20,277. The game marked the second straight year and the third time overall that the HEAT played on Christmas Day. The contest marked the first time in franchise history that the HEAT hosted a Christmas Day game.

2006

- January 3** Assigned **Dorell Wright** and **Earl Barron** to their NBA Development League affiliate, the Florida Flame.
- January 3** **Dwyane Wade** was named the NBA Eastern Conference Player of the Week for the week ending Jan. 1.

KEY DATES AND TRANSACTIONS

2006 continued...

January 4	Dwyane Wade recorded his second career triple-double, and the sixth in franchise history, with 19 points, 10 rebounds and 10 assists against the Hornets in Oklahoma City. Wade became the first HEAT player to record multiple triple-doubles in his career.
January 13	Dwyane Wade registered his third career triple-double with 15 points, 14 assists and 10 rebounds against the Seattle SuperSonics in KeyArena. Wade became the first HEAT player to record multiple triple-doubles in the same season.
January 18	Recalled Dorell Wright and Earl Barron from the NBA D-League's Florida Flame.
February 3	Shaquille O'Neal and Dwyane Wade were named starters for the Eastern Conference in the 2006 NBA All-Star Game at Houston.
February 12	Dwyane Wade set a HEAT franchise record for consecutive points as he scored the final 17 points in Miami's 100-98 victory over the defending Eastern Conference champion Detroit Pistons in a nationally televised game at the AmericanAirlines Arena.
February 18	Dwyane Wade won the 2006 PlayStation Skills Challenge at NBA All-Star Weekend in Houston.
February 19	Dwyane Wade grabbed an offensive rebound and scored the game-winning field goal on a lay-up with 16.6 seconds remaining snapping a 120-120 tie to give the Eastern Conference a 122-120 victory over the Western Conference in the 2006 NBA All-Star Game at the Toyota Center in Houston. Wade finished with 20 points, four rebounds and three assists while teammate Shaquille O'Neal finished with 17 points, a team-high nine rebounds and four assists.
February 23	Acquired guard/forward Derek Anderson from the Houston Rockets in exchange for Gerald Fitch .
March 1	Dwyane Wade was named the NBA Eastern Conference Player of the Month and Pat Riley was named the NBA Eastern Conference Coach of the Month for February. This marked the second time in Wade's career he earned the monthly honor becoming the first HEAT player to capture the award twice. The Coach of the Month honor for Riley marked the 10th time in his career he earned the monthly award.
March 19	For the second straight year the HEAT clinched a playoff berth with a win in New York. Miami defeated the Knicks, 111-100, in Madison Square Garden to secure their 11th postseason berth.
April 5	Shaquille O'Neal was named the recipient of the 2005-06 Southeast Division Sportsmanship Award. O'Neal became the second HEAT player to win the divisional honor, joining LaPhonso Ellis.
April 11	Shaquille O'Neal recorded his second career triple-double and his first as a member of the HEAT with 15 points, 11 rebounds and a career-high 10 assists in a 106-97 victory over the Toronto Raptors at the AmericanAirlines Arena.
May 4	Shaquille O'Neal scored 30 points and grabbed 20 rebounds in Game 6 of the HEAT's Opening Round playoff series against Chicago. Miami eliminated Chicago with a 113-96 victory at the United Center. O'Neal's 30-point, 20-rebound effort was the first in HEAT postseason history and marked the first in the NBA since O'Neal accomplished the feat in Game 4 of the 2004 NBA Finals at Detroit while a member of the Lakers.
May 16	The HEAT registered a 106-105 victory against the New Jersey Nets in Game 5 of the Eastern Conference Semifinals. The victory sent Miami to the Eastern Conference Finals for the second consecutive year and third time in team history.
May 17	Shaquille O'Neal was named All-NBA First Team and Dwyane Wade earned All-NBA Second Team honors. It marked the eighth time in his career, and the seventh consecutive year, that O'Neal was selected to the All-NBA First Team. For Wade it marked the second consecutive year he received All-NBA Second Team honors.
June 2	The HEAT recorded a resounding 95-78 victory over the defending Eastern Conference champion Detroit Pistons in Game 6 of the Eastern Conference Finals at the AmericanAirlines Arena in Miami to earn their first trip to the NBA Finals.
June 8	The HEAT played its first NBA Finals game, dropping a 90-80 decision against the Dallas Mavericks at the American Airlines Center in Dallas.
June 12	HEAT Athletic Trainer/Travel Coordinator Ron Culp was unanimously named the 2005-06 Athletic Trainer of the Year by the National Basketball Athletic Trainers Association. Culp, who is one of only three multiple-time recipients, became the first trainer to capture the award three times.

Management

Players

12/13 Review

Records

Playoffs

History

All-Time Roster

NBA/NBADL

Opponents

Media

KEY DATES AND TRANSACTIONS

2006 continued...

- June 13** In the first NBA Finals game ever played in Miami, the HEAT overcame a 13-point deficit over the final 6:34 of the fourth quarter to record a 98-96 victory over the Dallas Mavericks. The 13-point deficit marked the largest fourth quarter deficit overcome in HEAT postseason history.
- June 18** **Dwyane Wade** hit a pair of free throws with 1.9 seconds left in overtime of Game 5 of the NBA Finals to give the HEAT a 101-100 victory over the Mavericks. The game, which gave Miami a 3-2 lead in the series, marked the first NBA Finals overtime game in HEAT history.
- June 20** The HEAT defeated the Dallas Mavericks, 95-92, at the American Airlines Center in Dallas to capture their first NBA Championship. **Dwyane Wade** was named the NBA Finals MVP after averaging 34.7 points, 7.8 rebounds, 3.8 assists, 2.67 steals and 1.00 blocks in the six-game series. The HEAT became only the third team in NBA Finals history to lose the first two games of the series and come back to win the championship.
- June 23** An estimated 250,000 fans gathered in downtown Miami along Biscayne Boulevard for the HEAT's championship parade and rally at the American Airlines Arena.
- July 6** Signed free agent guards **Mike Gansey** and **Chris Quinn**.
- July 8** Signed free agent guard **Vincent Grier**.
- July 9** Signed free agent guard **Daniel Horton**.
- July 12** Signed **Dwyane Wade** to a multi-year contract extension.
- July 21** **Jason Williams** underwent successful surgery at Baptist Doctors Hospital to repair a partial tear of the right patella tendon. The surgery was performed by HEAT team physician **Dr. Harlan Selesnick**.
- August 4** Signed free agent guard **Robert Hite**.
- August 8** **Alonzo Mourning** was named the recipient of the NBA's Community Assist Award for the month of July.
- August 18** Re-signed **Alonzo Mourning**.
- August 23** The HEAT announced that President and Head Coach **Pat Riley** would remain on the sidelines as head coach for the 2006-07 season.
- September 6** Re-signed **Gary Payton**.
- September 12** Released **Derek Anderson**.
- September 15** The HEAT announced that they exercised the fourth year Rookie Scale option on **Dorell Wright** and the third year Rookie Scale option on **Wayne Simien**.
- September 30** Released **Mike Gansey**.
- October 2** The HEAT signed free agent guard **Antonio Burks**.
- October 24** Released **Antonio Burks** and **Daniel Horton**.
- October 29** Released **Vincent Grier**.
- November 19** **Shaquille O'Neal** underwent successful surgery on a flap tear in the articular cartilage of his left knee. The 45-minute procedure was performed by HEAT team physician **Dr. Harlan Selesnick**. The injury caused O'Neal to miss 34 games.
- November 25** **Pat Riley** recorded his 400th victory as the head coach of the HEAT with a 102-93 win at Charlotte.
- December 4** **Dwyane Wade** was chosen as the 2006 *Sports Illustrated* Sportsman of the Year for symbolizing in character and performance the ideals of sportsmanship. Wade became just the sixth NBA player to receive the award joining **Bill Russell** (1968), **Kareem Abdul-Jabbar** (1985), **Michael Jordan** (1991) and **Tim Duncan** and **David Robinson** (2003). He became the youngest player on the NBA/SI Sportsman list.

2007

- January 3** The HEAT announced that President and Head Coach **Pat Riley** would take an indefinite leave of absence from his head coaching responsibilities to have surgery on his right knee and left hip. Assistant Coach **Ron Rothstein** was named Acting Head Coach in Riley's absence.
- January 5** HEAT President and Head Coach **Pat Riley** underwent successful surgery on his right knee. The 60-minute procedure was performed by team physician **Dr. Harlan Selesnick**.
- January 12** HEAT President and Head Coach **Pat Riley** underwent successful left hip replacement surgery. The procedure was performed by **Dr. Carlos Lavernia**.
- January 16** **Dwyane Wade** was named the NBA's Eastern Conference Player of the Week for the week ending Jan. 14.

KEY DATES AND TRANSACTIONS

2007 continued...

January 25	Shaquille O'Neal and Dwyane Wade were named starters for the Eastern Conference in the 2007 NBA All-Star Game in Las Vegas.	Management
February 1	Signed free agent guard Eddie Jones and released Robert Hite .	Players
February 5	Dwyane Wade was named the NBA's Eastern Conference Player of the Week for the week ending Feb. 4.	
February 12	Dwyane Wade was named the NBA's Eastern Conference Player of the Week for the week ending Feb. 11. Wade became the first HEAT player to win the award in consecutive weeks and three times in a season.	12/13 Review
February 17	Dwyane Wade won the 2007 PlayStation Skills Challenge at NBA All-Star Weekend in Las Vegas and Jason Kapono won the Foot Locker Three-Point Shootout. For Wade it marked the second consecutive year he captured the Skills Challenge.	Records
February 18	Shaquille O'Neal tied the NBA record for consecutive All-Star appearances at 14 with Jerry West and Karl Malone . O'Neal and Dwyane Wade each started for the Eastern Conference at the Thomas & Mack Center in Las Vegas. Wade tallied 10 points, a game-high six steals and three assists in 24:22 and O'Neal finished with 10 points, six rebounds, one assist and one blocked shot in 17:15 of playing time.	
February 21	Dwyane Wade suffered a dislocated left shoulder with 10:27 left in the fourth quarter of Miami's game at Houston. The injury caused him to miss the next 23 games. The game in Houston also marked the return to the bench for HEAT President and Head Coach Pat Riley . In his absence the team went 13-9 under Assistant Coach Ron Rothstein .	Playoffs
February 26	Shaquille O'Neal became the 14th player in NBA history to reach the 25,000-point plateau when he hit a hook shot with 6:04 remaining in the first quarter of Miami's game against the Knicks at Madison Square Garden.	
February 27	President George W. Bush welcomed the HEAT to the White House to honor the 2006 NBA champions.	History
April 2	Pat Riley was named the NBA Eastern Conference Coach of the Month for March. The Coach of the Month honor for Riley marked the 11th time he earned the monthly award.	
April 5	The HEAT defeated the Cavaliers, 94-90 in overtime at the Quicken Loans Arena, to clinch their fourth consecutive and 12th overall postseason berth.	All-Time Roster
May 10	The NBA announced that Dwyane Wade earned All-NBA Third Team honors. It marked the third consecutive year he received All-NBA honors.	
May 15	Dwyane Wade underwent a pair of successful surgeries to repair his dislocated left shoulder and his left patella tendon. Both surgeries were performed by team physician Dr. Harlan Selesnick .	NBA/NBADL
June 7	The HEAT announced that former Head Coach Stan Van Gundy was released from his contract as a team consultant in order to become the head coach of the Orlando Magic. In return for releasing Van Gundy from his contractual obligations the HEAT received a second-round draft pick from the Magic in the 2007 NBA Draft. Miami also received the right to exchange first-round picks in the 2008 NBA Draft provided that Orlando's pick was not among the first 14 selections. If Orlando's pick is among the top 14 selections or if Miami chooses not to exchange first-round selections the HEAT will receive Orlando's own second-round pick in the 2008 NBA Draft and future compensation.	
June 28	The HEAT selected forward/center Jason Smith from Colorado State University with the 20th pick of the 2007 NBA Draft and traded his draft rights to the Philadelphia 76ers for the draft rights to guard Daequan Cook (No. 21 overall selection), a 2009 second-round draft pick and cash considerations. The HEAT also selected center Stanko Barac with the 39th overall pick of the 2007 NBA Draft and traded his draft rights to the Indiana Pacers in exchange for Indiana's 2009 second-round pick.	Opponents
July 2	Signed free agent forward Marcus Slaughter .	
July 3	Wayne Simien underwent arthroscopic surgery on his left knee at Baptist Doctors Hospital. The surgery was performed by HEAT team physician Dr. Harlan Selesnick .	Media
July 3	Signed free agent center Joel Anthony and free agent guard Jeremy Richardson .	
July 5	Signed Daequan Cook .	
July 15	Alonzo Mourning announced he would play one more year and that the 2007-08 season would be his final season before retiring.	
July 27	Signed free agent guard Smush Parker .	
August 9	Signed free agent guard/forward Anfernee "Penny" Hardaway .	
August 10	Signed free agent guard/forward Devin Green .	

KEY DATES AND TRANSACTIONS

2007 continued...

August 24	Signed free agent forward Alexander Johnson .
September 11	Dwyane Wade was named the recipient of the NBA's Community Assist Award for the month of August.
September 17	Signed restricted free agent guard Charlie Bell to an offer sheet.
September 20	The Milwaukee Bucks matched Miami's offer sheet to restricted free agent Charlie Bell and retained his rights.
September 25	Signed free agent guard Brian Chase .
September 26	Re-signed Earl Barron .
October 24	Acquired forward/guard Ricky Davis and center Mark Blount from the Minnesota Timberwolves in exchange for forwards Antoine Walker and Wayne Simien , center Michael Doleac and a conditional first-round draft pick.
October 29	Released Brian Chase , Devin Green , Jeremy Richardson and Marcus Slaughter .
December 9	HEAT President and Head Coach Pat Riley recorded his 1,200th career victory with a 100-94 win over the Los Angeles Clippers at the STAPLES Center. Riley became the fastest coach in NBA history to register 1,200 wins accomplishing the feat in just 1,842 games.
December 12	Signed free agent guard/forward Luke Jackson and released Anfernee "Penny" Hardaway .
December 20	Alonzo Mourning underwent surgery to repair a torn patella tendon and a torn quadriceps tendon in his right knee that he suffered the previous night in Atlanta. The surgery was performed by team physician Dr. Harlan Selesnick .

2008

January 11	The NBA upheld a protest filed by the HEAT after its 117-111 overtime loss to the Atlanta Hawks on December 19, 2007 at Philips Arena, which would result in the replay of the final 51.9 seconds of the game's overtime period with Miami trailing 114-111. The replay was scheduled to take place prior to the next contest between the two teams, at Atlanta on March 8. The HEAT protested the game because, with 51.9 seconds left in overtime, the Hawks' scoring table personnel incorrectly disqualified HEAT center Shaquille O'Neal , asserting a foul committed by O'Neal was his sixth of the game, when in fact it was his fifth. The error occurred because the Hawks' Official Scorer mistakenly attributed to O'Neal a foul with 3:24 remaining in the fourth quarter which was actually called on Udonis Haslem . NBA Commissioner David Stern ruled that the Hawks were grossly negligent in committing this scoring error, since they failed to follow league-mandated scoring procedures and failed to respond effectively when the members of the statisticians' crew noticed the mistake. Under the unprecedented set of circumstances, the Commissioner granted the HEAT's protest, and fined the Hawks \$50,000 for their violation of league rules. The protest was the first granted by the NBA since December 14, 1982 when then-NBA Commissioner Larry O'Brien upheld a protest by the San Antonio Spurs in a double-overtime loss to the Los Angeles Lakers.
January 24	Dwyane Wade was named a starter for the Eastern Conference in the 2008 NBA All-Star game in New Orleans. Wade finished as the top vote-getter among Eastern Conference guards with 1,608,260 votes.
February 6	Acquired four-time All-Star forward Shawn Marion and guard Marcus Banks from the Phoenix Suns for Shaquille O'Neal .
February 6	Released Luke Jackson .
February 15	HEAT President and Head Coach Pat Riley was among the 15 Finalists named by the Naismith Memorial Basketball Hall of Fame for induction in the Class of 2008.
February 17	Dwyane Wade made his fourth consecutive All-Star appearance and third consecutive start in the 2008 NBA All-Star Game at the New Orleans Arena and finished with 14 points, four rebounds, three assists, one block in 21:48 minutes.
February 27	Assigned Daequan Cook and Joel Anthony to their NBA Development League affiliate, the Iowa Energy.
March 3	Dorell Wright underwent surgery to repair a meniscal tear on the lateral joint line of his left knee which he injured the previous night at Sacramento. The surgery was performed by team physician Dr. Harlan Selesnick .
March 8	Recalled Daequan Cook and Joel Anthony from the Iowa Energy of the NBA D-League.
March 8	The HEAT and Hawks replayed the final 51.9 seconds of overtime from their December 19, 2007 game, in which the NBA upheld a HEAT protest. Neither team scored after the resumption of play and the Hawks won the protested game, 114-111. The Hawks then went on to win the regularly scheduled game at Philips Arena, 97-94, to complete the sweep.

KEY DATES AND TRANSACTIONS

2008 continued...

March 10	Released Smush Parker .
March 11	Dwyane Wade underwent shock wave therapy on his left knee, performed by team physician Dr. Harlan Selesnick , ending his 2007-08 season.
March 12	Signed forward Bobby Jones to a 10-day contract.
March 21	Signed forward Stephane Lasme and guard Blake Ahearn to 10-day contracts after receiving a pair of special roster exemptions granted by the NBA.
March 21	Udonis Haslem underwent season-ending ankle arthroscopy and debridement surgery to remove a large bone spur in his left ankle. The surgery was performed by team physician Dr. Harlan Selesnick and was assisted by Dr. Jim Losito .
March 22	Signed free agent forward Kasib Powell to a 10-day contract.
March 27	The NBA announced the HEAT and New Jersey Nets will oppose one another in preseason games in London and Paris in October of 2008 as part of the NBA Europe Live tour.
March 31	Signed Blake Ahearn and Stephane Lasme to second 10-day contracts.
April 7	HEAT President and Head Coach Pat Riley headlined a group of seven members elected as the Naismith Memorial Basketball Hall of Fame Class of 2008. Joining Riley among the Class of 2008 inductees were Adrian Dantley , Bill Davidson , Patrick Ewing , Hakeem Olajuwon , Cathy Rush and Dick Vitale .
April 8	Signed Kasib Powell for the remainder of the season.
April 10	Signed Stephane Lasme for the remainder of the season.
April 11	Signed Blake Ahearn for the remainder of the season.
April 14	Trainer Ron Culp worked his 3,000th career game as the Raptors defeated the HEAT in Toronto.
April 16	Trainer Ron Culp worked his 3,001st and final game, retiring after 37 years in the NBA and 20 with the HEAT as Miami defeated Atlanta, 113-99, in the season finale. Culp was honored with a special halftime ceremony in which a banner was hung from the AmericanAirlines Arena rafters in his honor.
April 28	Pat Riley announced he decided to step down as head coach of the HEAT, but would continue to serve as team President. HEAT Managing General Partner Micky Arison and Riley jointly announced that Assistant Coach Erik Spoelstra was promoted to head coach, becoming the sixth head coach in franchise history.
May 20	The HEAT received the second overall pick in the 2008 NBA Draft during the league's Draft Lottery.
June 6	The HEAT promoted Assistant Trainer Jay Sabol to Athletic Trainer/Travel Coordinator. Sabol replaced Ron Culp who retired after the 2007-08 season. Sabol became just the second head trainer in HEAT history.
June 13	The HEAT announced the hiring of former Atlanta Hawks assistant coach David Fizdale as an assistant coach.
June 23	Dwyane Wade was selected as a member of the United States Senior National Team which would represent the United States at the 2008 Summer Olympics in Beijing, China from August 8-24.
June 23	Released Alexander Johnson .
June 26	The HEAT selected forward Michael Beasley from Kansas State University with the second pick of the 2008 NBA Draft. The HEAT also selected University of Kansas forward Darnell Jackson with the 52nd pick of the draft and then traded his draft rights to the Cleveland Cavaliers for a 2009 second-round draft choice.
June 26	The HEAT acquired the draft rights to University of Kansas guard Mario Chalmers (No. 34 overall selection) from the Minnesota Timberwolves in exchange for cash considerations and a pair of 2009 second-round draft choices.
July 2	Signed forward Michael Beasley , free agent center David Padgett and free agent guard Jason Richards .
July 9	Signed free agent guard/forward James Jones and guard Mario Chalmers .
July 25	The HEAT promoted advance scout Chad Kammerer to assistant coach.
August 5	Claimed forward Bobby Jones off waivers.
August 7	Signed free agent guard/forward Yakhouba Diawara .
August 14	The HEAT and Clear Channel Radio agreed to a multi-year radio rights deal with WINZ (940 AM) becoming the new flagship station for HEAT radio broadcasts.

Management

Players

12/13 Review

Records

Playoffs

History

All-Time Roster

NBA/NBADL

Opponents

Media

KEY DATES AND TRANSACTIONS

2008 continued...

- August 15** Released **Bobby Jones**.
- August 21** Re-signed **Dorell Wright**.
- August 24** **Dwyane Wade** scored a game-high 27 points to lead the United States Senior National Team to a 118-107 victory over Spain in the gold medal game of the 2008 Summer Olympic Games in Beijing, China.
- September 2** Signed free agent center **Jamaal Magloire**.
- September 3** Released **Stephane Lasme**.
- September 5** HEAT President **Pat Riley** was enshrined in the Naismith Memorial Basketball Hall of Fame in Springfield, MA.
- September 11** Re-signed **Chris Quinn**.
- September 26** Signed free agent guards **Eddie Basden** and **Tre Kelly** and free agent forwards **Omar Barlett** and **Matt Walsh**.
- September 29** The HEAT announced General Manager **Randy Pfund** resigned his position to pursue other business opportunities.
- October 3** Signed free agent guard **Shaun Livingston** and released **Tre Kelley**.
- October 4** Released **Matt Walsh**.
- October 14** Released **Omar Barlett** and **Eddie Basden**.
- October 20** **James Jones** underwent successful surgery to repair a ruptured extensor tendon in his right wrist. The surgery was performed by **Dr. Ann Ouellette** and consulted by HEAT team physician **Dr. Harlan Selesnick**.
- October 26** Released **David Padgett** and **Jason Richards**.
- October 28** The HEAT exercised the third year Player Option on **Daequan Cook**.
- October 29** **Erik Spoelstra** made his head coaching debut in a 120-115 loss to the New York Knicks at Madison Square Garden. Forward **Michael Beasley** became the youngest player to ever play in a game for the HEAT (19 years, 294 days old).
- October 31** The HEAT defeated the Sacramento Kings, 103-77, in their 2008-09 home-opener to earn Head Coach **Erik Spoelstra** his first career victory.
- November 24** **Dwyane Wade** was named the NBA's Eastern Conference Player of the Week for the week ending Nov. 23.
- November 25** **Dorell Wright** underwent successful surgery to clean loose bodies in his left knee. The 45-minute follow-up surgery was performed by team physician **Dr. Harlan Selesnick**.
- December 8** **Dwyane Wade** was named the NBA's Eastern Conference Player of the Week for the week ending Dec. 7.

2009

- January 2** **Dwyane Wade** was named the NBA's Eastern Conference Player of the Month for the month of December.
- January 7** The HEAT traded **Shaun Livingston** and cash considerations to the Memphis Grizzlies in exchange for a 2012 conditional second-round draft pick.
- January 22** **Alonzo Mourning** officially announced his retirement after an NBA career that spanned 15 years.
- January 22** **Dwyane Wade** was named a starter for the Eastern Conference in the 2009 NBA All-Star game in Phoenix. Wade finished as the top vote-getter among Eastern Conference guards for the second straight year, finishing with 2,741,413 votes.
- January 28** **Michael Beasley** was selected to play in the T-Mobile Rookie Challenge and Youth Jam at All-Star Weekend in Phoenix and **Dwyane Wade** was named an assistant coach of the Rookie Team.
- February 13** Acquired six-time All-Star forward/center **Jermaine O'Neal**, forward **Jamario Moon**, a conditional first-round pick and a possible conditional second-round draft pick from the Toronto Raptors in exchange for **Shawn Marion**, **Marcus Banks** and cash considerations.
- February 13** **Michael Beasley** started for the Rookie Team in the T-Mobile Rookie Challenge and Youth Jam at All-Star Weekend at the US Airways Center in Phoenix and finished with a team-high 29 points, three rebounds, two steals, one assist and one block in 33:10 minutes.
- February 14** **Daequan Cook** won the 2009 Foot Locker Three-Point Shootout during All-Star Weekend at the US Airways Center in Phoenix.

KEY DATES AND TRANSACTIONS

2009 continued...

February 15	Dwyane Wade made his fifth consecutive All-Star appearance and fourth consecutive start in the 2009 NBA All-Star Game at the US Airways Center in Phoenix and finished with 18 points, five assists, three steals and two rebounds in 26:39 minutes.
February 21	The HEAT defeated the Philadelphia 76ers, 97-91 at the AmericanAirlines Arena, to record Miami's 800th win in franchise history.
March 2	Dwyane Wade was named the NBA's Eastern Conference Player of the Month for the month of February.
March 4	Signed free agent guard Luther Head .
March 9	Dwyane Wade was named the NBA's Eastern Conference Player of the Week for the week ending Mar. 8.
March 14	With his dunk with 11:10 remaining in the third quarter of Miami's 140-129 triple-overtime win over Utah, Dwyane Wade became the HEAT's all-time leading scorer surpassing Alonzo Mourning who scored 9,459 points as a member of the HEAT.
March 30	Alonzo Mourning became the first HEAT player in franchise history to have his jersey retired during a halftime ceremony in Miami's game against the Orlando Magic.
April 3	The HEAT defeated the Charlotte Bobcats, 97-92 at Time Warner Cable Arena, to clinch their 13th overall postseason berth. Miami became only the second team in NBA history to earn a playoff berth after winning 15-or-fewer games the previous season, joining the 1968-69 San Diego Rockets. The postseason berth was Miami's 11th in the past 14 years, topped in the Eastern Conference only by the Detroit Pistons who made 12 postseason appearances over the 14-year span.
April 15	With a 102-96 overtime win over the Detroit Pistons at the AmericanAirlines Arena in the regular season finale, the HEAT finished the 2008-09 season with a 43-39 record, making Erik Spoelstra the winningest first-year head coach in HEAT history surpassing the 42 victories recorded by Pat Riley during the 1995-96 season and then matched by Stan Van Gundy in the 2003-04 campaign. Additionally, the 28-win increase Spoelstra led the HEAT to marked the best single-season improvement under a rookie head coach in NBA history.
April 17	Michael Beasley was named the NBA's Eastern Conference Rookie of the Month for the month of April.
April 22	The HEAT defeated the Atlanta Hawks, 108-93 in Game 2 of their Eastern Conference First Round match-up at Philips Arena, to earn Head Coach Erik Spoelstra his first career postseason win.
April 30	Jamario Moon underwent successful surgery to repair a sports hernia. The procedure was performed by Dr. David Edelman .
May 6	Dwyane Wade was named to the 2008-09 NBA All-Defensive Second Team.
May 13	Dwyane Wade was named to the All-NBA First Team for the first time in his career and became just the fourth player in franchise history to earn First Team honors.
June 22	The HEAT made qualifying offers to Joel Anthony and Jamario Moon making them restricted free agents.
June 25	Acquired the draft rights to guard Patrick Beverley (No. 42 overall selection in the 2009 NBA Draft) from the Los Angeles Lakers in exchange for a 2011 second-round draft pick and cash considerations. Miami selected guard Marcus Thornton from Louisiana State University with the 43rd overall selection of the 2009 NBA Draft and then traded his rights to the New Orleans Hornets for two future second-round picks (one each in 2010 and 2012). The HEAT also selected forward Robert Dozier from the University of Memphis with the 60th and final pick of the draft.
July 20	Re-signed Joel Anthony .
July 22	Re-signed Jamaal Magloire .
July 24	The HEAT declined to match the offer sheet Jamario Moon signed with the Cleveland Cavaliers, making him a member of the Cavaliers.
August 13	Acquired guard/forward Quentin Richardson from the Minnesota Timberwolves in exchange for Mark Blount .
September 24	The HEAT hired Alonzo Mourning as Vice President, Player Programs.
September 28	Signed free agent forwards Alade Aminu , Andre Brown , Shavlik Randolph and Anthony Tolliver and free agent guard John Lucas .
October 4	Released Alade Aminu and Andre Brown .
October 12	Signed free agent guard Carlos Arroyo .

Management

Players

12/13 Review

Records

Playoffs

History

All-Time Roster

NBA/NBADL

Opponents

Media

KEY DATES AND TRANSACTIONS

2009 continued...

- October 20** Exercised the third-year Rookie Scale Option on **Michael Beasley** and the fourth-year Rookie Scale Option on **Daequan Cook**.
- October 20** Released **Anthony Tolliver**.
- October 22** The NBA announced **Daequan Cook** was the recipient of the NBA Cares Community Assist Award for the 2009 offseason.
- October 22** Released **John Lucas**.
- October 28** **Tim Hardaway** became the second HEAT player in franchise history to have his jersey retired during a pre-game ceremony prior to Miami's season-opener against the New York Knicks.
- November 1** **Dwyane Wade** scored his 10,000th NBA career point on a free throw with 1:32 left in the third quarter of the HEAT's 95-87 win over the Bulls at the AmericanAirlines Arena.
- December 14** Released **Shavlik Randolph**.

2010

- January 5** Traded **Chris Quinn** and a 2012 second-round draft pick to the New Jersey Nets in exchange for a 2010 conditional second-round draft pick.
- January 7** Signed free agent guard **Rafer Alston**.
- January 16** **Dwyane Wade** became Miami's all-time assists leader, surpassing **Tim Hardaway** (2,867), on an alley-oop slam dunk by **Michael Beasley** with 5:27 left in the third quarter in the HEAT's game at Oklahoma City.
- January 21** **Dwyane Wade** was named a starter for the Eastern Conference in the 2010 NBA All-Star Game in Dallas. Wade finished as the top vote-getter among Eastern Conference guards for the third straight year, finishing with 2,327,550 votes.
- January 27** **Michael Beasley** was selected to play in the T-Mobile Rookie Challenge and Youth Jam at All-Star Weekend in Dallas.
- February 10** **Dwyane Wade** was selected to the 2010-12 USA Basketball Men's National Team.
- February 13** **Michael Beasley** started for the Sophomore Team in the T-Mobile Rookie Challenge and Youth Jam at All-Star Weekend at the American Airlines Center in Dallas and finished with 26 points, seven rebounds and two assists in 25:43 minutes.
- February 15** **Dwyane Wade** made his sixth consecutive All-Star appearance and fifth consecutive start in the 2010 NBA All-Star Game at Cowboys Stadium in Arlington, TX and captured the MVP Award after tallying a game-high 28 points, a team-high 11 assists, six rebounds and a game-high five steals in 31:20 minutes. Wade became just the third player in NBA history to record at least 25 points and 10 assists in the same All-Star Game, joining Oscar Robertson and Isiah Thomas. Wade also became just the 12th player in NBA history to capture the MVP Award in both the NBA Finals and NBA All-Star Game during his career.
- March 8** **Dwyane Wade** was named the NBA's Eastern Conference Player of the Week for the week ending Mar. 7.
- March 12** Placed **Rafer Alston** on the suspended list for the remainder of the season.
- March 16** Signed free agent guard **Kenny Hasbrouck** to a 10-day contract.
- March 26** Signed **Kenny Hasbrouck** to a second 10-day contract.
- March 27** Signed free agent forward **Alade Aminu** to a 10-day contract.
- March 29** **Dwyane Wade** was named the NBA's Eastern Conference Player of the Week for the week ending Mar. 28.
- April 1** **Erik Spoelstra** was named the NBA's Eastern Conference Coach of the Month for the month of March. It marked the first time in Spoelstra's career he earned the monthly honor.
- April 1** **Dwyane Wade** was named the NBA's Eastern Conference Player of the Month for the month of March. It marked the fifth time in his career that Wade received the monthly honor.
- April 5** Signed **Kenny Hasbrouck** for the remainder of the season.
- April 6** Signed free agent forward **Shavlik Randolph**.
- April 6** The HEAT clinched their 14th overall postseason berth and sixth in seven years.
- May 5** **Dwyane Wade** was named to the 2009-10 NBA All-Defensive Second Team.
- May 6** **Dwyane Wade** was named to the All-NBA First Team for the second consecutive year.
- June 18** The HEAT exercised the team option on **Mario Chalmers**.
- June 23** Traded **Daequan Cook** and its 2010 first-round draft pick to the Oklahoma City Thunder for a 2010 second-round draft pick.

KEY DATES AND TRANSACTIONS

2010 continued...

June 24	With the pick acquired one day earlier in a trade with Oklahoma City for Daequan Cook , the HEAT chose center Dexter Pittman from the University of Texas with the 32nd overall selection of the 2010 NBA Draft. Miami also selected forward Jarvis Varnado from Mississippi State University with the 41st overall selection, forward Da'Sean Butler from West Virginia University with the 42nd pick and forward Latavious Williams from the Tulsa 66ers of the NBA Development League with the 48th overall pick. The HEAT then traded the rights to Williams to the Oklahoma City Thunder for a 2011 protected second-round draft pick.
June 29	Released James Jones .
June 29	The HEAT made a qualifying offer to Joel Anthony making him a restricted free agent.
July 9	Re-signed Dwyane Wade .
July 9	The HEAT acquired forward Chris Bosh from the Toronto Raptors for a pair of first-round draft picks (Miami's lottery protected pick in 2011 and a return of Toronto's 2011 pick previously acquired in the Jermaine O'Neal trade) and forward LeBron James from the Cleveland Cavaliers for a pair of first-round and a pair of second-round draft picks (the first-round picks will come from Miami's lottery protected picks between 2013 and 2017 and the second-round picks are a 2011 pick obtained from Oklahoma City and a 2012 pick acquired from New Orleans).
July 12	Re-signed Udonis Haslem .
July 12	Traded Michael Beasley to the Minnesota Timberwolves in exchange for a pair of second-round draft picks in 2011 and 2014.
July 15	Signed center Dexter Pittman and re-signed center Joel Anthony .
July 16	Signed free agent forward Mike Miller .
July 17	Signed free agent center Zydrunas Ilgauskas .
July 19	Re-signed Jamaal Magloire and James Jones .
July 20	Signed free agent forward Juwan Howard .
July 22	Re-signed Carlos Arroyo .
July 27	Re-signed Shavlik Randolph .
July 28	Re-signed Kenny Hasbrouck .
August 2	Signed guard Patrick Beverley .
August 3	Signed free agent guard Eddie House .
August 30	Signed forward Da'Sean Butler .
September 27	Signed center Mickell Gladness and forward Anthony Mason, Jr.
September 27	Nearly 350 media credentials were requested and a franchise-record 275 were issued for the largest Media Day turnout in franchise history. The HEAT's 2010-11 Media Day was held at the BankUnited Center at the University of Miami. The previous franchise high for Media Day credentials issued was 115 for the 2006-07 season when the HEAT entered as the defending NBA champion.
September 28	The HEAT opened their 2010-11 season with training camp at Hurlburt Field and Eglin Air Force Base in Fort Walton Beach, FL.
October 11	Released Mickell Gladness and Anthony Mason Jr.
October 20	Released Kenny Hasbrouck and Shavlik Randolph .
October 23	Signed free agent guard Jerry Stackhouse .
October 25	Released Patrick Beverley and Da'Sean Butler .
October 26	The HEAT opened the much anticipated 2010-11 season with an 88-80 loss to the Boston Celtics at TD Garden despite a 31-point effort from LeBron James in his HEAT debut.
October 29	The HEAT defeated the Orlando Magic, 96-70, in a nationally televised game marking the home debut of LeBron James and Chris Bosh as members of the HEAT.
November 9	The HEAT and Lincoln Financial Media announced a multi-year radio rights agreement in which 790 the Ticket (WAXY 790 AM) became the new flagship station for HEAT radio broadcasts.
November 23	Signed free agent center Erick Dampier and released Jerry Stackhouse .
November 23	Udonis Haslem underwent successful surgery on an internal fixation of the Lisfranc ligament of his left foot. The surgery was performed by specialist Dr. Tom Sangiovanni and HEAT team physicians Dr. Harlan Selesnick and Dr. James Losito .

Management

Players

12/13 Review

Records

Playoffs

History

All-Time Roster

NBA/NBADL

Opponents

Media

KEY DATES AND TRANSACTIONS

2010 continued...

- November 26** Assigned **Dexter Pittman** to their NBA Development League affiliate, the Sioux Falls Skyforce.
- November 29** The HEAT defeated the Washington Wizards, 105-94, at the AmericanAirlines Arena to earn Head Coach **Erik Spoelstra** his 100th NBA regular season victory.
- December 13** **Dwyane Wade** was named the NBA's Eastern Conference Player of the Week for the week ending Dec. 12.
- December 20** Recalled **Dexter Pittman** from the NBA D-League's Sioux Falls Skyforce.
- December 27** **LeBron James** was named the NBA's Eastern Conference Player of the Week for the week ending Dec. 26.
- December 29** The HEAT defeated the Houston Rockets, 125-119, at the Toyota Center. The victory gave the HEAT a 15-1 overall record for the month, including a perfect 10-0 mark on the road. With the victory the HEAT became the first team in NBA history to win 10 consecutive road games in a calendar month in NBA history.

2011

- January 3** **Dwyane Wade** was named the NBA's Eastern Conference Player of the Week for the week ending Jan. 2.
- January 3** **Erik Spoelstra** was named the NBA's Eastern Conference Coach of the Month for the month of December.
- January 3** **LeBron James** and **Dwyane Wade** were named the NBA's Eastern Conference Co-Players of the Month for the month of December.
- January 6** Re-assigned **Dexter Pittman** to their NBA Development League affiliate, the Sioux Falls Skyforce.
- January 10** **LeBron James** was named the NBA's Eastern Conference Player of the Week for the week ending Jan. 9.
- January 27** **LeBron James** and **Dwyane Wade** were named starters for the Eastern Conference in the 2011 NBA All-Star Game in Los Angeles. James finished as the top vote-getting forward in the Eastern Conference with 2,053,011 votes and Wade finished as the top vote-getter among Eastern Conference guards for the fourth straight year, finishing with 2,048,175 votes.
- January 31** **LeBron James** was named the NBA's Eastern Conference Player of the Week for the week ending Jan. 30.
- February 3** **Chris Bosh** was selected as a reserve for the Eastern Conference in the 2011 All-Star Game.
- February 4** **LeBron James** was named the NBA's Eastern Conference Player of the Month for the month of January.
- February 7** **LeBron James** was named the NBA's Eastern Conference Player of the Week for the week ending Feb. 6.
- February 11** The HEAT defeated the Detroit Pistons, 106-92, at The Palace at Auburn Hills to record the 900th win in franchise history.
- February 15** **Dexter Pittman** underwent successful right knee debridement surgery performed by HEAT team physician **Dr. Harlan Selesnick**.
- February 19** **James Jones** won the 2011 Foot Locker Three-Point Shootout during All-Star Weekend at the STAPLES Center in Los Angeles.
- February 20** For the first time in franchise history, the HEAT had three players all play in the same All-Star Game with **LeBron James** and **Dwyane Wade** each starting for the Eastern Conference and **Chris Bosh** coming off the bench in the Western Conference's 148-143 victory at the STAPLES Center in Los Angeles. James, who finished with team highs in points (29), rebounds (12) and assists (game-high 10), became only the second player in NBA All-Star Game history to record a triple-double, joining **Michael Jordan** who accomplished the feat at the 1997 All-Star Game. Wade and Bosh each finished with 14 points.
- March 1** Released **Carlos Arroyo**.
- March 2** Signed free agent guard **Mike Bibby**.
- March 10** The HEAT clinched their 15th overall postseason berth and seventh in eight years with a 94-88 win over the Los Angeles Lakers at the AmericanAirlines Arena. Miami clinched a playoff berth with 17 games left in the season. The victory was the 134th for Head Coach **Erik Spoelstra** moving him past **Kevin Loughery** into second place on the HEAT's all-time list.

KEY DATES AND TRANSACTIONS

2011 continued...

March 14	Dwyane Wade was named the NBA's Eastern Conference Player of the Week for the week ending Mar. 13.	Management
March 21	LeBron James was named the NBA's Eastern Conference Player of the Week for the week ending Mar. 20.	Players
April 3	The HEAT clinched their fourth Southeast Division title with a 108-94 win over the New Jersey Nets at the Prudential Center.	12/13 Review
April 15	LeBron James was named the NBA's Eastern Conference Player of the Month for the month of April.	Records
May 9	LeBron James was named to the 2010-11 NBA All-Defensive First Team.	Playoffs
May 11	HEAT President Pat Riley was named the 2010-11 NBA Co-Executive of the Year sharing the award with Chicago General Manager Gar Forman .	History
May 11	The HEAT received 34 points and 10 rebounds from Dwyane Wade and 33 points and seven rebounds from LeBron James to record a 97-87 series clinching victory against the Boston Celtics in Game 5 of the Eastern Conference Semifinal series at the AmericanAirlines Arena.	All-Time Roster
May 12	LeBron James was named to the All-NBA First Team and Dwyane Wade was named to the All-NBA Second Team. James was the only unanimous First Team choice as he received all 119 first-place votes, becoming the first player in NBA history to have been named a unanimous All-NBA First Team selection in three consecutive seasons.	NBA/NBADL
May 26	The HEAT, which trailed by 12 points (77-65) with 3:04 left in Game 5 of the Eastern Conference Finals, rallied for an 83-80 victory over the Chicago Bulls at the United Center to eliminate Chicago and earn their second Eastern Conference Championship and NBA Finals berth.	Opponents
June 15	The HEAT made a qualifying offer to Mario Chalmers .	Media
June 24	The HEAT selected forward Bojan Bogdanovic with the 31st pick of the 2011 NBA Draft and traded his draft rights, a future second-round draft pick in the 2014 NBA Draft and cash considerations to Minnesota for the draft rights to guard Norris Cole (28th overall selection) from Cleveland State University.	
July 22	Nick Arison was promoted from Vice President, Basketball Operations to the newly created position of Chief Executive Officer of the HEAT.	
December 9	Re-signed forwards Juwan Howard and James Jones and guard Mario Chalmers . Miami also signed free agent forward Shane Battier and guard Norris Cole .	
December 10	Signed centers Eddy Curry and Mickell Gladness , guards Terrel Harris , Cameron Jones and Jeremy Wise and forward Derrick Byars .	
December 14	Waived Cameron Jones .	
December 15	Signed forward Billy White .	
December 19	Released Billy White and Jeremy Wise .	
December 20	Released Zydrunas Ilgauskas .	
December 23	Released Derrick Byars .	
December 24	Released Eddie House .	
December 25	In a re-match of the 2011 NBA Finals, the HEAT opened the lockout-shortened 2011-12 season with a 105-94 road victory over the Dallas Mavericks behind a 37-point effort from LeBron James .	

2012

January 3	LeBron James was named the NBA's Eastern Conference Player of the Week for the week ending Jan. 1.	
January 9	LeBron James was named the NBA's Eastern Conference Player of the Week for the week ending Jan. 8.	
January 30	LeBron James was named the NBA's Eastern Conference Player of the Week for the week ending Jan. 29.	
February 2	LeBron James and Dwyane Wade were named starters for the Eastern Conference in the 2012 NBA All-Star Game in Orlando. James finished as the top vote-getting forward in the Eastern Conference with 1,360,680 votes and Wade finished as the second highest vote-getter among Eastern Conference guards with 1,334,223 votes.	
February 3	LeBron James was named the NBA's Eastern Conference Player of the Month for the month of December/January.	

KEY DATES AND TRANSACTIONS

2012 continued...

- February 7** Released **Mickell Gladness**.
- February 9** **Chris Bosh** was selected as a reserve for the Eastern Conference in the 2012 All-Star Game.
- February 12** The HEAT signed free agent center **Mickell Gladness** to a 10-day contract.
- February 17** **Norris Cole** was selected to play in the Rising Stars Challenge during All-Star Weekend in Orlando.
- February 20** **LeBron James** was named the NBA's Eastern Conference Player of the Week for the week ending Feb. 19.
- February 28** The HEAT re-signed **Mickell Gladness** to a second 10-day contract.
- March 1** **Erik Spoelstra** was named the NBA's Eastern Conference Coach of the Month for the month of February.
- March 2** **LeBron James** was named the NBA's Eastern Conference Player of the Month for the month of February.
- March 21** Signed free agent forward/center **Ronny Turiaf**.
- April 3** The HEAT clinched their 16th overall postseason berth and eighth in the last nine years with a 99-93 victory over the Philadelphia 76ers at AmericanAirlines Arena. During the game **Udonis Haslem** became Miami's all-time leader in defensive rebounds surpassing **Alonzo Mourning** (3,302).
- April 9** **LeBron James** was named the NBA's Eastern Conference Player of the Week for the week ending Apr. 8.
- April 15** The HEAT clinched their fifth Southeast Division title and ninth overall division title with a 93-85 win over the New York Knicks at Madison Square Garden.
- April 16** **Shane Battier** was named the Southeast Division Sportsmanship Award winner.
- April 23** **LeBron James** was named the NBA's Eastern Conference Player of the Week for the week ending Apr. 22.
- May 12** **LeBron James** was named the winner of the Maurice Podoloff Trophy as the NBA Most Valuable Player. It marked the third time in his career that James captured the MVP award, making him just the second player in league history, joining Kareem Abdul-Jabbar, to earn at least three MVP awards before reaching the age of 28. Additionally, it marked the third time in four years that James captured MVP honors, making him the first player since Michael Jordan to capture three MVP awards. James, who received 1,074 points and 85 first-place votes from a panel of 121 voters consisting of sportswriters and broadcasters throughout the United States and Canada and an NBA.com MVP fan vote, became the first player in HEAT franchise history to capture NBA MVP honors.
- May 23** **LeBron James** was named to the 2011-12 NBA All-Defensive First Team in a vote by the league's 30 head coaches. James led all vote-getters with 53 points, the only player to top the 50-point mark. James finished with 24 First Team votes (tops in the league) and five Second Team votes, becoming the only player to receive a vote from each team. This marked the fourth time in his career and second as a member of the HEAT that James earned a spot on the All-Defensive First Team.
- May 24** **LeBron James** was named to the All-NBA First Team and **Dwyane Wade** was named to the All-NBA Third Team. James led all players with 118 out of a possible 120 First Team votes en route to earning First Team honors for the fifth straight season and sixth overall. The honor for Wade marked the seventh time he earned All-NBA accolades.
- June 7** Behind 45 points, 15 rebounds and five assists from **LeBron James**, the HEAT staved off elimination in Game 6 of the Eastern Conference Finals with a 98-79 win over the Celtics at TD Garden in Boston. The 19 field goals made by James in the contest set a HEAT postseason record.
- June 9** The HEAT defeated the Boston Celtics, 101-88, in Game 7 of the Eastern Conference Finals to earn their second consecutive and third overall NBA Finals appearance. **LeBron James** tallied game highs in points (31) and rebounds (12) and **Dwyane Wade** added 23 points, six rebounds and six assists in the series clincher.
- June 19** HEAT President **Pat Riley** was named the recipient of the 2012 Chuck Daly Lifetime Achievement Award from the National Basketball Coaches Association.
- June 19** The HEAT overcame a 17-point deficit, the largest postseason deficit overcome in franchise history, to record a 104-98 victory over the Oklahoma City Thunder in Game 4 of the 2012 NBA Finals. **LeBron James** (26 points, 12 assists and nine rebounds) missed a triple-double by a single rebound and **Dwyane Wade** and **Mario Chalmers** each scored 25 points as Miami took a commanding 3-1 lead in the series.

KEY DATES AND TRANSACTIONS

2012 continued...

June 21	The HEAT defeated the Oklahoma City Thunder, 121-106, at the AmericanAirlines Arena to capture their second NBA Championship. LeBron James , who was named the NBA Finals MVP, recorded a triple-double in the decisive game finishing with a team-high 26 points and game highs in both assists (13) and rebounds (11). The HEAT also received 24 points and seven rebounds from Chris Bosh , 23 points and five rebounds off the bench from Mike Miller and 20 points and eight rebounds from Dwyane Wade . Miller, who hit seven of his eight three-point field goal attempts in the contest, tied Miami's postseason single-game record for three-pointers made. The 121 points scored by the HEAT set the franchise postseason record for most points in a game. The win also resulted in the 34th postseason victory for Head Coach Erik Spoelstra tying him with Pat Riley for the most postseason wins in franchise history.
June 25	An estimated 400,000 people lined the streets of downtown Miami for the HEAT's championship parade and a standing room only crowd in the AmericanAirlines Arena witnessed the championship celebration.
June 28	Selected forward Arnett Moultrie from Mississippi State University with the 27th pick of the 2012 NBA Draft and traded his draft rights to the Philadelphia 76ers for the draft rights to Louisiana State University center Justin Hamilton (45th overall selection) and a future conditional first-round draft pick.
July 9	Dwyane Wade underwent successful left knee surgery performed by team physician Dr. Harlan Selesnick in a 20-minute procedure at Doctors Hospital.
July 11	Signed free agent guard Ray Allen and free agent forward Rashard Lewis .
July 16	The NBA announced the Miami HEAT and Los Angeles Clippers would participate in NBA China Games 2012. The teams were chosen to play a pair of exhibition games during the 2012-13 preseason in Beijing and Shanghai.
August 8	LeBron James became the first player in USA men's basketball history to record a triple-double in an Olympic game as he finished with 11 points, 14 rebounds and 12 assists in a 119-86 quarterfinal victory over Australia.
August 12	LeBron James earned his second Olympic gold medal as he helped lead the United States Senior National Team to a 107-100 victory over Spain in the gold medal game of the 2012 Summer Olympic Games in London, England.
September 7	Signed forward Jarvis Varnado and free agent center Mickell Gladness .
September 10	Re-signed guard Terrel Harris .
September 13	Signed free agent guard Garrett Temple .
September 17	Signed free agent center Josh Harrellson .
September 27	Signed forwards Rodney Carney and Robert Dozier .
October 11	The HEAT defeated the Los Angeles Clippers, 94-80, at the MasterCard Center in Beijing, China in the first of two games the teams would play as part of the NBA China Games 2012 tour.
October 14	The Los Angeles Clippers gained a split with the HEAT in the two-game NBA China Games 2012 tour with a 99-89 win at the Mercedes-Benz Arena in Shanghai.
October 21	Waived Robert Dozier and Mickell Gladness .
October 26	Waived Rodney Carney and Jarvis Varnado .
October 27	Waived Garrett Temple .
November 12	LeBron James was named the NBA's Eastern Conference Player of the Week for the week ending Nov. 11.
November 19	LeBron James was named the NBA's Eastern Conference Player of the Week for the week ending Nov. 18.
November 21	Udonis Haslem grabbed eight rebounds in Miami's 113-106 overtime win against Milwaukee and surpassed Alonzo Mourning (4,807 rebounds) as the HEAT's all-time leading rebounder. Haslem became the first undrafted player in NBA history to become his team's all-time leading rebounder.
December 3	LeBron James was named the 2012 <i>Sports Illustrated</i> Sportsman of the Year.
December 5	LeBron James was named the NBA's Eastern Conference Player of the Month for the month of October/November.
December 24	LeBron James was named the NBA's Eastern Conference Player of the Week for the week ending Dec. 23.
December 26	The HEAT assigned Dexter Pittman to their NBA Development League affiliate, the Sioux Falls Skyforce.

Management

Players

12/13 Review

Records

Playoffs

History

All-Time Roster

NBA/NBADL

Opponents

Media

KEY DATES AND TRANSACTIONS

2013

- January 2** **LeBron James** was named the USA Basketball Male Athlete of the Year.
- January 2** **LeBron James** was named the NBA's Eastern Conference Player of the Month for the month of December.
- January 5** Released **Terrel Harris**.
- January 7** Released **Josh Harrellson**.
- January 9** Signed forward **Jarvis Varnado** to a 10-day contract.
- January 10** Signed forward **Josh Harrellson** to a 10-day contract.
- January 16** **LeBron James** scored his 20,000th career point and handed out his 5,000th career assist in Miami's 92-75 win at Golden State. At 28 years and 17 days old he became the youngest player in NBA history to reach the 20,000-point plateau.
- January 17** **LeBron James** and **Dwyane Wade** were named starters for the Eastern Conference in the 2013 NBA All-Star Game in Houston. James finished as the top vote-getting forward in the Eastern Conference with 1,583,646 votes and Wade finished as the top vote-getter among Eastern Conference guards with 1,052,310 votes.
- January 17** Recalled **Dexter Pittman** from the NBA D-League's Sioux Falls Skyforce.
- January 18** Re-assigned **Dexter Pittman** to the Sioux Falls Skyforce.
- January 20** Signed **Jarvis Varnado** to a second 10-day contract.
- January 20** Signed free agent forward/center **Chris Andersen** to a 10-day contract.
- January 20** Recalled **Dexter Pittman** from the NBA D-League's Sioux Falls Skyforce.
- January 24** **Chris Bosh** was selected as a reserve for the Eastern Conference in the 2013 All-Star Game.
- January 28** President **Barack Obama** welcomed the HEAT to the White House to honor the 2012 NBA champions.
- January 30** Signed **Chris Andersen** to a second 10-day contract.
- January 30** Signed **Jarvis Varnado** for the remainder of the season.
- February 1** **LeBron James** was named the NBA's Eastern Conference Player of the Month for the month of January.
- February 3** Re-assigned **Dexter Pittman** to the Sioux Falls Skyforce.
- February 3** The NBA named **Erik Spoelstra** as the head coach of the Eastern Conference All-Star team for the 2013 NBA All-Star Game in Houston. It marked the first time in Spoelstra's career he earned the honor and the second time the HEAT has had its head coach serve as an All-Star Game head coach joining **Stan Van Gundy** in 2005.
- February 8** Signed **Chris Andersen** for the remainder of the season.



President Barack Obama welcomed the HEAT to the White House on January 28, 2013 to honor their 2012 NBA Championship.

KEY DATES AND TRANSACTIONS

2013 continued...

February 11	LeBron James was named the NBA's Eastern Conference Player of the Week for the week ending Feb. 10.	Management
February 13	Recalled Dexter Pittman from the NBA D-League's Sioux Falls Skyforce.	Players
February 17	Chris Bosh , LeBron James and Dwyane Wade each started the 2013 NBA All-Star Game in Houston, marking the first trio of teammates to start in the game since 1990 when Magic Johnson, James Worthy and A.C. Green of the Los Angeles Lakers all started. Wade finished with 21 points, seven assists and three rebounds, James totaled 19 points, five assists and three rebounds and Bosh tallied six points, two rebounds and an assist for the Eastern Conference All-Stars who were coached by HEAT Head Coach Erik Spoelstra .	12/13 Review
February 18	Re-assigned Dexter Pittman to the Sioux Falls Skyforce.	Records
February 21	Traded Dexter Pittman , a 2013 second-round draft pick and cash considerations to the Memphis Grizzlies in exchange for the draft rights to forward Ricky Sanchez .	Playoffs
February 25	LeBron James was named the NBA's Eastern Conference Player of the Week for the week ending Feb. 24.	History
March 1	Assigned Jarvis Varnado to the Sioux Falls Skyforce.	Al-Time Roster
March 1	LeBron James was named the NBA's Eastern Conference Player of the Month for the month of February.	NBA/NBADL
March 1	Erik Spoelstra was named the NBA's Eastern Conference Coach of the Month for the month of February.	Opponents
March 2	Signed free agent forward Juwan Howard to a 10-day contract.	Media
March 8	The HEAT clinched its 17th postseason berth in franchise history, and ninth in 10 years, with a 102-93 win over the Philadelphia 76ers. With 22 games remaining in the regular season it marked the earliest in a season that the HEAT had clinched a postseason berth.	
March 10	Recalled Jarvis Varnado from the NBA D-League's Sioux Falls Skyforce.	
March 11	Dwyane Wade was named the NBA's Eastern Conference Player of the Week for the week ending Mar. 10.	
March 12	Signed Juwan Howard to a second 10-day contract.	
March 20	The HEAT rallied from a 27-point second half deficit (67-40 with 7:04 left in the third quarter) in Cleveland to defeat the Cavaliers, 98-95. LeBron James recorded a triple-double with game highs in points (25), rebounds (12) and assists (10). The victory was the 24th consecutive for the HEAT.	
March 21	Re-assigned Jarvis Varnado to the Sioux Falls Skyforce.	
March 22	Signed Juwan Howard for the remainder of the season.	
March 25	LeBron James was named the NBA's Eastern Conference Player of the Week for the week ending Mar. 24.	
March 25	The HEAT defeated the Orlando Magic, 108-94, at the Amway Center to record their franchise-record 27th consecutive victory. The victory marked the 250th regular season win for Head Coach Erik Spoelstra .	
March 27	The HEAT were defeated by the Chicago Bulls, 101-97, at the United Center snapping Miami's franchise-record 27-game winning streak which began at Toronto on Feb. 3.	
April 1	Erik Spoelstra was named the NBA's Eastern Conference Coach of the Month for the month of March.	
April 5	LeBron James was named the NBA's Eastern Conference Player of the Month for the month of March.	
April 7	Recalled Jarvis Varnado from the NBA D-League's Sioux Falls Skyforce.	
April 10	The Pro Basketball Writers Association named Shane Battier as the recipient of the 2013 Magic Johnson Award which is presented annually to a player who combines excellence on the court and cooperation with the media and fans. It marked the second time Battier captured the award and the first time a HEAT player received the honor.	
April 17	The HEAT concluded their most successful regular season with a 105-93 victory over the Orlando Magic. With the win the HEAT finished the season with a 66-16 overall record and in the process set franchise records for overall victories (66) and home victories (37).	
May 5	LeBron James was named the winner of the Maurice Podoloff Trophy as the NBA Most Valuable Player. It marked the fourth time in his career that James captured the MVP award, and the second time as a member of the HEAT. Additionally, it marked the fourth time in five years that James captured MVP honors.	

KEY DATES AND TRANSACTIONS

2013 continued...

- May 13** **LeBron James** was named to the 2012-13 NBA All-Defensive First Team in a vote by the league's 30 head coaches. James finished with 25 First Team votes (tied for the most in the league) and two Second Team votes for a total of 52 points. This marked the fifth time in his career and third as a member of the HEAT that James earned a spot on the All-Defensive First Team.
- May 23** **LeBron James** was named to the All-NBA First Team and **Dwyane Wade** was named to the All-NBA Third Team. James led all players with 595 points, receiving all 119 possible First Team votes in the 5-3-1 points basis, en route to earning First Team honors for the sixth straight season and seventh overall. The honor for Wade marked the eighth time he earned All-NBA accolades.
- June 10** The HEAT announced it entered into a single affiliation partnership with the NBA Development League's Sioux Falls Skyforce and will have full control over their basketball operations beginning with the 2013-14 season.
- June 18** In one of the greatest postseason comebacks in franchise history, the HEAT staved off elimination in Game 6 of the NBA Finals with a 103-100 overtime win over the San Antonio Spurs at the AmericanAirlines Arena. Miami rallied from a 13-point deficit over the final 15 minutes to force a deciding Game 7 two nights later. The HEAT trailed by five (94-89) with 20.2 seconds left in regulation before **LeBron James** hit a trey and the Spurs added a free throw. Miami still trailed by three when **Chris Bosh** grabbed an offensive rebound and found **Ray Allen** in the corner for the game-tying three-pointer with 5.2 seconds left in regulation. In the overtime session Allen hit a pair of free throws with 1.9 seconds left to put Miami up three and Bosh sealed the victory by blocking a three-point field goal attempt by **Danny Green** with 1.2 seconds remaining. James recorded a triple-double for the HEAT with game highs in points (32) and assists (11) and added 10 rebounds.
- June 20** The HEAT defeated the San Antonio Spurs, 95-88, at the AmericanAirlines Arena to capture their second consecutive and third overall NBA Championship. **LeBron James**, who was named the NBA Finals MVP for the second straight year, scored a game-high 37 points and added a team-high 12 rebounds. **Dwyane Wade** added a double-double with 23 points and 10 rebounds and **Shane Battier** hit a postseason career-high six three-point field goals to finish with 18 points.
- June 24** An estimated crowd of 400,000 people once again lined the streets of downtown Miami for the HEAT's championship parade and a standing room only crowd in the AmericanAirlines Arena witnessed the championship celebration.
- June 25** Forwards **James Jones** and **Rashard Lewis** each exercised their player options for the 2013-14 season.
- June 26** Exercised their team option on **Mario Chalmers** for the 2013-14 season.
- June 27** Acquired the draft rights to guard/forward **James Ennis** (50th overall selection in the 2013 NBA Draft) from the Atlanta Hawks in exchange for a future second-round pick.
- June 28** Guard **Ray Allen** exercised his player option for the 2013-14 season.
- July 10** Re-signed forward/center **Chris Andersen**.
- July 16** Released forward **Mike Miller** per the NBA's Amnesty provision.
- August 7** Signed free agent center **Greg Oden**.
- September 10** Signed free agent forward **Eric Griffin** and center **Justin Hamilton**.
- September 11** Signed free agent forward **Michael Beasley**.
- September 20** Signed forward **Ricky Sanchez**.
- September 23** Signed free agent guard **Larry Drew II**.
- September 24** The HEAT announced they would hold their 2013 Training Camp from Oct. 1-4 at The Atlantis Paradise Island Resort in the Bahamas.
- September 27** Signed free agent guard **Roger Mason Jr.** and released **Ricky Sanchez**.
- September 28** The HEAT announced several front office promotions including **Andy Elisburg** to Sr. V.P., Basketball Operations/General Manager, **Adam Simon** to Assistant General Manager/General Manager, Sioux Falls Skyforce, **Dan Craig** to Assistant Coach/Player Development, **Chad Kammerer** to Director of NBA Scouting/Advance Scout and **Keith Askins** to Director of College and Pro Scouting. The team also announced the hiring of **Juwan Howard** as Assistant Coach/Player Development.
- September 30** Signed free agent guard **Charlie Westbrook**.
- October 8** The HEAT exercised their team option on **Norris Cole** for the 2014-15 season.

MIAMI HEAT TRADE HISTORY

Below is a list of each team in the NBA and the previous trades made with the HEAT and that team. The number in parenthesis indicates the total number of trades between the HEAT and that team. During its history Miami has made 58 trades, two of which were three-team trades and one was an NBA-record setting five-team, 13-player deal.

ATLANTA HAWKS (2):

November 7, 1994: The HEAT acquired Kevin Willis and a future first-round draft choice from the Hawks for Steve Smith, Grant Long and a future second-round draft choice. Miami sent the first-round pick obtained from Atlanta (No. 19 overall) to New York in the Sept. 1, 1995 trade to acquire the rights to Pat Riley. Atlanta traded the second-round pick acquired from Miami (No. 45 overall) to Seattle who selected Joe Vogel in the 1996 NBA Draft.

June 27, 2013: The HEAT acquired the draft rights to James Ennis (50th overall selection in the 2013 NBA Draft) from the Hawks in exchange for a future second-round draft pick.

BOSTON CELTICS (3):

June 23, 1988: Miami received a second-round draft pick from Boston in the 1988 NBA Draft for not selecting Dennis Johnson in the 1988 NBA Expansion Draft. Miami used the draft choice (No. 35 overall) to select Sylvester Gray.

January 10, 1992: The HEAT traded Sherman Douglas to the Celtics in exchange for Brian Shaw.

August 2, 2005: In a five-team deal with Boston, Memphis, New Orleans and Utah, the HEAT acquired Antoine Walker from Boston, James Posey, Jason Williams and Andre Emmett from Memphis and the draft rights to Roberto Duenas from New Orleans; the Celtics received Qyntel Woods, the draft rights to Albert Miralles and two conditional second-round draft picks from Miami and Curtis Borchardt from Utah; the Grizzlies received Eddie Jones from Miami and Raul Lopez from Utah; New Orleans received Rasaul Butler from Miami and Kirk Snyder from Utah and the Jazz received Greg Ostertag from Memphis.

BROOKLYN/NEW JERSEY NETS (1):

January 5, 2010: The HEAT traded Chris Quinn and a 2012 conditional second-round draft pick to the Nets for a 2010 conditional second-round draft choice.

CHARLOTTE BOBCATS (1):

February 24, 2005: The HEAT traded Malik Allen to the Bobcats in exchange for Steve Smith.

CHICAGO BULLS (2):

October 2, 1990: The HEAT acquired Jeff Sanders from the Bulls in exchange for future considerations.

October 1, 2001: The HEAT acquired the draft rights to Sean Lampley for a conditional second-round draft pick.

CLEVELAND CAVALIERS (6):

June 23, 1988: The HEAT traded Darnell Valentine, whom they selected in the 1988 NBA Expansion Draft, to Cleveland in exchange for the Cavaliers' second round-pick in either 1990 or 1992. The HEAT traded the pick acquired from Cleveland to Golden State on October 2, 1989 for Tellis Frank.

June 15, 1995: The HEAT traded Harold Miner and its 1995 second-round draft choice to the Cavaliers for Cleveland's 1995 second-round pick and future considerations. The HEAT selected George Banks with the second-round pick (No. 46 overall) it acquired from Cleveland and the Cavaliers selected Donny Marshall with the second-round pick (No. 39 overall) they acquired from Miami.

August 30, 2000: In a three-way deal with Cleveland and Portland, the HEAT acquired Brian Grant. Miami sent Clarence Weatherspoon, Chris Gatling and a conditional first-round draft choice to Cleveland; Portland sent Brian Grant to Miami and Gary Grant to Cleveland and the Cavaliers sent forward Shawn Kemp to the Trail Blazers. Cleveland used the pick it received from Miami to select Brendan Haywood in the 2001 NBA Draft (No. 20 overall).

October 26, 2001: In a three-team sign-and-trade deal with Cleveland and Toronto, the HEAT acquired Chris Gatling from the Cavaliers, Toronto received Don MacLean from Miami and Cleveland received Ricky Davis from the HEAT and Brian Skinner from the Raptors.

June 26, 2008: The HEAT traded the draft rights to Darnell Jackson (52nd overall selection in the 2008 NBA Draft) for a 2009 second-round draft choice. Jackson was selected with a pick Miami received from Orlando in the June 7, 2007 trade that released Stan Van Gundy from his contract.

July 9, 2010: The HEAT acquired LeBron James from the Cavaliers for two future first-round draft picks beginning in 2013, two future second-round picks and gave Cleveland the ability to switch first-round picks in 2012.

DALLAS MAVERICKS (3):

June 23, 1988: The HEAT received Dallas' 1988 first-round draft choice for not selecting Bill Wennington, Uwe Blab or Steve Alford in the 1988 NBA Expansion Draft. Miami used the pick (No. 20 overall) to select Kevin Edwards.

February 14, 1997: The HEAT acquired Jamal Mashburn from the Mavericks in exchange for Sasha Danilovic, Kurt Thomas and Martin Muursepp.

August 22, 2001: The HEAT traded Tim Hardaway to Dallas in a sign-and-trade deal in which they acquired a 2004 second-round draft choice and a trade exception. Miami used the pick (No. 53 overall) to select Matt Freije.

DENVER NUGGETS (2):

June 22, 1990: The HEAT traded its 1990 first-round draft selection, third overall, to Denver in exchange for Washington's 1990 first-round selection and Denver's 1990 first-round selection. The HEAT selected Willie Burton with the Washington pick (No. 9 overall) which Denver had acquired in a previous deal with Dallas on June 21, 1990 and picked Dave Jamerson with Denver's pick (No. 15 overall). The Nuggets selected Mahmoud Abdul-Rauf with the third overall pick received from Miami.

June 27, 2000: The HEAT acquired Chris Gatling and the 37th pick in the 2000 NBA Draft from Denver in exchange for Voshon Lenard and Mark Strickland. Miami used the pick to select Eddie House.

DETROIT PISTONS (1):

September 8, 1992: The HEAT traded its 1993 first-round draft pick and the draft rights to Isaiah Morris to the Pistons in exchange for John Salley. The Pistons used the draft pick (No. 10 overall) to select Lindsey Hunter.

GOLDEN STATE WARRIORS (3):

October 2, 1989: The HEAT traded Cleveland's second-round draft choice in 1990 or 1992, which had been

Management

Players

12/13 Review

Records

Playoffs

History

All-Time Roster

NBA/NBADL

Opponents

Media

MIAMI HEAT TRADE HISTORY

acquired on June 23, 1988 in an NBA Expansion Draft trade, to Golden State for Tellis Frank.

November 2, 1994: The HEAT traded Rony Seikaly to the Warriors in exchange for Billy Owens and the rights to Sasha Danilovic.

February 22, 1996: The HEAT acquired Tim Hardaway and Chris Gatling from the Warriors in exchange for Kevin Willis and Vernell "Bimbo" Coles.

HOUSTON ROCKETS (2):

June 27, 1990: The HEAT traded the draft rights to Dave Jamerson and Carl Herrera to the Rockets in exchange for the draft rights to Alec Kessler.

February 23, 2006: The HEAT acquired Derek Anderson from the Rockets in exchange for Gerald Fitch.

INDIANA PACERS (1):

June 28, 2007: The HEAT traded the draft rights to Stanko Barac (39th overall selection in the 2007 NBA Draft) to the Pacers for a 2009 second-round draft pick. Barac was selected with the pick Miami acquired from Orlando on June 7, 2007 for releasing Stan Van Gundy from his contract.

LOS ANGELES CLIPPERS (1):

February 19, 1998: The HEAT acquired Brent Barry from the Clippers in exchange for Isaac Austin, Charles Smith and an unconditional 1998 first-round draft choice. The Clippers used the pick (No. 22 overall) to select Brian Skinner.

LOS ANGELES LAKERS (3):

June 23, 1988: The HEAT received its choice of the Lakers' second-round draft pick in either 1991 or 1992 in exchange for not selecting Kareem Abdul-Jabbar in the 1988 NBA Expansion Draft. Miami opted to take the Lakers' 1992 second-round draft choice (No. 42 overall) and selected Matt Geiger.

July 14, 2004: The HEAT acquired Shaquille O'Neal from the Lakers in exchange for Caron Butler, Brian Grant, Lamar Odom and a future first-round draft pick. The Lakers used the pick (No. 26 overall in the 2006 NBA Draft) to select Jordan Farmar.

June 25, 2009: The HEAT acquired the draft rights to Patrick Beverley (42nd overall selection in the 2009 NBA Draft) for a 2011 second-round draft choice and cash considerations.

MEMPHIS/VANCOUVER GRIZZLIES (3):

August 2, 2005: In a five-team deal with Boston, Memphis, New Orleans and Utah, the HEAT acquired Antoine Walker from Boston, James Posey, Jason Williams and Andre Emmett from Memphis and the draft rights to Roberto Duenas from New Orleans; the Celtics received Qyntel Woods, the draft rights to Albert Miralles and two conditional second-round draft picks from Miami and Curtis Borchardt from Utah; the Grizzlies received Eddie Jones from Miami and Raul Lopez from Utah; New Orleans received Rasaul Butler from Miami and Kirk Snyder from Utah and the Jazz received Greg Ostertag from Memphis.

January 7, 2009: The HEAT traded Shaun Livingston and cash considerations to the Grizzlies in exchange for a conditional second-round draft pick.

February 21, 2013: The HEAT acquired the draft rights to Ricky Sanchez (35th overall selection in the 2005 NBA Draft) from the Grizzlies in exchange for Dexter Pittman, a 2013 second-round draft choice and cash considerations.

MILWAUKEE BUCKS (1):

June 23, 1988: The HEAT traded Fred Roberts, whom they selected in the 1988 NBA Expansion Draft, to the Bucks in exchange for a 1989 second-round draft pick from Milwaukee. The HEAT used the draft choice (No. 45 overall) to select Scott Haffner.

MINNESOTA TIMBERWOLVES (5):

October 24, 2007: The HEAT acquired Ricky Davis and Mark Blount from the Timberwolves in exchange for Antoine Walker, Michael Doleac, Wayne Simien and a conditional first-round draft pick.

June 26, 2008: The HEAT acquired the draft rights to Mario Chalmers (34th overall selection in the 2008 NBA Draft) in exchange for cash considerations and a pair of 2009 second-round draft choices.

August 13, 2009: The HEAT acquired Quentin Richardson from the Timberwolves in exchange for Mark Blount.

July 12, 2010: The HEAT traded Michael Beasley to the Timberwolves in exchange for two future second-round draft picks (2011 and 2014).

June 24, 2011: The HEAT acquired the draft rights to Norris Cole (28th overall selection in the 2011 NBA Draft) in exchange for the draft rights to Bojan Bogdanovic (31st overall selection in the 2011 NBA Draft), a future second-round draft pick in the 2014 NBA Draft and cash considerations.

NEW ORLEANS/CHARLOTTE HORNETS (4):

November 3, 1995: The HEAT acquired Alonzo Mourning, Pete Myers and LeRon Ellis from the Hornets in exchange for Glen Rice, Khalid Reeves, Matt Geiger and a first-round draft choice. Charlotte used the pick it received from Miami (No. 16 overall) in the 1996 NBA Draft to select Tony Delk.

August 2, 2000: The HEAT acquired Eddie Jones, Anthony Mason, Ricky Davis and Dale Ellis from the Hornets in exchange for P.J. Brown, Jamal Mashburn, Tim James, Otis Thorpe and Rodney Buford.

August 2, 2005: In a five-team deal with Boston, Memphis, New Orleans and Utah, the HEAT acquired Antoine Walker from Boston, James Posey, Jason Williams and Andre Emmett from Memphis and the draft rights to Roberto Duenas from New Orleans; the Celtics received Qyntel Woods, the draft rights to Albert Miralles and two conditional second-round draft picks from Miami and Curtis Borchardt from Utah; the Grizzlies received Eddie Jones from Miami and Raul Lopez from Utah; New Orleans received Rasaul Butler from Miami and Kirk Snyder from Utah and the Jazz received Greg Ostertag from Memphis.

June 25, 2009: The HEAT traded the draft rights of Marcus Thornton (43rd overall selection of the 2009 NBA Draft) to the Hornets for a pair of second-round draft picks (one each in 2010 and 2012).

NEW YORK KNICKS (1):

September 1, 1995: The HEAT agreed to send the first-round draft pick it attained from Atlanta in the Steve Smith/Grant Long for Kevin Willis trade on Nov. 7, 1994 and \$1 million to the Knicks for the rights to Pat Riley. The Knicks used the pick (No. 19 overall) to select Walter McCarty in the 1996 NBA Draft.

MIAMI HEAT TRADE HISTORY

OKLAHOMA CITY THUNDER/SEATTLE SUPERSONICS (3):

June 23, 1988: The HEAT received Seattle's 1988 second-round draft choice in exchange for not selecting Danny Young in the 1988 NBA Expansion Draft. Miami used the draft pick (No. 40 overall) to select Orlando Graham.

July 23, 2010: The HEAT traded Daequan Cook and their 2010 first-round draft pick (18th overall) to the Thunder for a 2010 second-round draft pick (32nd overall). The HEAT used the pick (32nd overall) to select Dexter Pittman. The Thunder used the pick they acquired (18th overall) to select Eric Bledsoe whose rights they subsequently traded to the Los Angeles Clippers.

July 24, 2010: The HEAT traded the draft rights to Latavious Williams (48th overall pick of the 2010 NBA Draft) to the Thunder in exchange for a 2011 protected second-round draft pick.

ORLANDO MAGIC (1):

June 7, 2007: The HEAT acquired a 2007 second-round pick from the Orlando Magic and the right to swap first-round picks in 2008 if the Magic's pick is not among the first 14 selections or acquire Orlando's second-round pick and future compensation in exchange for releasing Consultant to the Head Coach Stan Van Gundy from his contract so he could sign a contract to become Orlando's head coach. Miami used the pick it acquired in the 2007 NBA Draft (No. 39 overall) to select Stanko Barac and then subsequently traded his draft rights to Indiana in exchange for the Pacers' second-round pick in the 2009 NBA Draft. The HEAT used the pick it acquired in the 2008 NBA Draft (52nd overall) to select Darnell Jackson and then subsequently traded his draft rights to Cleveland for a second-round pick in the 2009 NBA Draft.

PHILADELPHIA 76ERS (2):

June 28, 2007: The HEAT acquired the draft rights of Daequan Cook (21st overall selection in the 2007 NBA Draft), a 2009 second-round draft pick and cash considerations from the 76ers in exchange for the draft rights of Jason Smith (20th overall selection in the 2007 NBA Draft).

June 28, 2012: The HEAT acquired the draft rights to Justin Hamilton (45th overall selection in the 2012 NBA Draft) and a future conditional first-round draft pick from the 76ers in exchange for the draft rights to Arnett Moultrie (27th overall selection in the 2012 NBA Draft).

PHOENIX SUNS (2):

February 22, 1996: The HEAT acquired Tony Smith from the Suns in exchange for Terrence Rencher.

February 6, 2008: The HEAT acquired Shawn Marion and Marcus Banks in exchange for Shaquille O'Neal.

PORTLAND TRAIL BLAZERS (1):

August 30, 2000: In a three-way deal with Cleveland and Portland, the HEAT acquired Brian Grant. Miami sent Clarence Weatherspoon, Chris Gatling and a conditional first-round draft choice to Cleveland; Portland sent Brian Grant to Miami and Gary Grant to Cleveland and the Cavaliers sent forward Shawn Kemp to the Trail Blazers. Cleveland used the pick it received from Miami to select Brendan Haywood in the 2001 NBA Draft (No. 20 overall).

SACRAMENTO KINGS (3):

June 27, 1990: The HEAT traded Rory Sparrow to the Kings for the draft rights to Vernell "Bimbo" Coles.

February 22, 1996: The HEAT acquired Walt Williams and Tyrone Corbin from the Kings in exchange for Billy Owens and Kevin Gamble.

August 12, 1997: The HEAT acquired Duane Causwell from the Kings in exchange for Gary Grant, Matt Fish and a conditional 1999 second-round draft choice.

SAN ANTONIO SPURS (0):

The HEAT and Spurs have yet to make a trade with one another.

TORONTO RAPTORS (4):

October 26, 2001: In a three-team sign-and-trade deal with Cleveland and Toronto, the HEAT acquired Chris Gatling from the Cavaliers, Toronto received Don MacLean from Miami and Cleveland received Ricky Davis from the HEAT and Brian Skinner from the Raptors.

June 24, 2004: The HEAT acquired the draft rights to Albert Miralles (No. 39 overall in the 2004 NBA Draft) from the Raptors in exchange for the draft rights to Pape Sow (No. 47 overall in the 2004 NBA Draft) and a 2005 second-round draft choice. Toronto used the pick (No. 58 overall) to select Uros Slokar.

February 13, 2009: The HEAT acquired Jermaine O'Neal, Jamario Moon, a conditional first-round pick and a possible conditional second-round draft pick in exchange for Shawn Marion, Marcus Banks and cash considerations.

July 9, 2010: The HEAT acquired Chris Bosh from the Raptors in exchange for a pair of first-round draft picks, Miami's 2011 lottery protected pick and the conditional first-round pick Toronto sent to Miami in the February 13, 2009 trade.

UTAH JAZZ (2):

June 26, 1996: The HEAT acquired the draft rights to Martin Muursepp (No. 25 overall in the 1996 NBA Draft) in exchange for a future first-round draft choice. Utah used the pick in 2000 (No. 23 overall) to select DeShawn Stevenson.

August 2, 2005: In a five-team deal with Boston, Memphis, New Orleans and Utah, the HEAT acquired Antoine Walker from Boston, James Posey, Jason Williams and Andre Emmett from Memphis and the draft rights to Roberto Duenas from New Orleans; the Celtics received Qyntel Woods, the draft rights to Albert Miralles and two conditional second-round draft picks from Miami and Curtis Borchardt from Utah; the Grizzlies received Eddie Jones from Miami and Raul Lopez from Utah; New Orleans received Rasaul Butler from Miami and Kirk Snyder from Utah and the Jazz received Greg Ostertag from Memphis.

WASHINGTON WIZARDS/BULLETS (1):

June 28, 1995: The HEAT acquired Rex Chapman and the draft rights to Terrence Rencher from Washington in exchange for the draft rights to Ed Stokes and Jeff Webster.

Management

Players

12/13 Review

Records

Playoffs

History

All-Time Roster

NBA/NBADL

Opponents

Media

MIAMI HEAT NBA AWARD WINNERS

PLAYER OF THE WEEK

Rony Seikaly	Mar. 11, 1990
Rony Seikaly	Mar. 7, 1993
Glen Rice	Nov. 28, 1993
Chris Gatling	Mar. 24, 1996
Tim Hardaway	Dec. 29, 1996
Alonzo Mourning	Feb. 16, 1997
Alonzo Mourning	Mar. 29, 1998
Alonzo Mourning	Mar. 14, 1999
Alonzo Mourning	Dec. 13, 1999
Alonzo Mourning	Apr. 10, 2000
Eddie Jones	Jan. 7, 2002
Dwyane Wade	Feb. 22, 2004
Lamar Odom	Mar. 7, 2004
Dwyane Wade	Nov. 7, 2004
Shaquille O'Neal	Dec. 19, 2004
Dwyane Wade	Dec. 4, 2005
Dwyane Wade	Jan. 1, 2006
Dwyane Wade	Jan. 14, 2007
Dwyane Wade	Feb. 4, 2007
Dwyane Wade	Feb. 11, 2007
Dwyane Wade	Nov. 23, 2008
Dwyane Wade	Dec. 7, 2008
Dwyane Wade	Mar. 8, 2009
Dwyane Wade	Mar. 7, 2010
Dwyane Wade	Mar. 28, 2010
Dwyane Wade	Dec. 12, 2010
LeBron James	Dec. 26, 2010
Dwyane Wade	Jan. 2, 2011
LeBron James	Jan. 9, 2011
LeBron James	Jan. 30, 2011
LeBron James	Feb. 6, 2011
Dwyane Wade	Mar. 13, 2011
LeBron James	Mar. 20, 2011
LeBron James	Jan. 1, 2012
LeBron James	Jan. 8, 2012
LeBron James	Jan. 29, 2012
LeBron James	Feb. 19, 2012
LeBron James	Apr. 8, 2012
LeBron James	Apr. 22, 2012
LeBron James	Nov. 11, 2012
LeBron James	Nov. 18, 2012
LeBron James	Dec. 23, 2012
LeBron James	Feb. 10, 2013
LeBron James	Feb. 24, 2013
Dwyane Wade	Mar. 10, 2013
LeBron James	Mar. 24, 2013

COACH OF THE MONTH

Pat Riley	December 1996
Pat Riley	February 1998
Pat Riley	December 2000
Stan Van Gundy	March 2004
Stan Van Gundy	December 2004
Stan Van Gundy	March 2005
Pat Riley	February 2006
Pat Riley	March 2007
Erik Spoelstra	March 2010
Erik Spoelstra	December 2010
Erik Spoelstra	February 2012
Erik Spoelstra	February 2013
Erik Spoelstra	March 2013

PLAYER OF THE MONTH

Glen Rice	April 1992
Alonzo Mourning	December 1999
Lamar Odom	March 2004
Dwyane Wade	December 2004
Shaquille O'Neal	March 2005
Dwyane Wade	February 2006
Dwyane Wade	December 2008
Dwyane Wade	February 2009
Dwyane Wade	March 2010
LeBron James/Dwyane Wade	December 2010
LeBron James	January 2011
LeBron James	April 2011
LeBron James	December 2011/January 2012
LeBron James	February 2012
LeBron James	October/November 2012
LeBron James	December 2012
LeBron James	January 2013
LeBron James	February 2013
LeBron James	March 2013

ROOKIE OF THE MONTH

Caron Butler	November 2002
Caron Butler	January 2003
Caron Butler	February 2003
Caron Butler	March 2003
Michael Beasley	April 2009

ALL-NBA TEAMS

First Team

Tim Hardaway	1996-97
Alonzo Mourning	1998-99
Shaquille O'Neal	2004-05
Shaquille O'Neal	2005-06
Dwyane Wade	2008-09
Dwyane Wade	2009-10
LeBron James	2010-11
LeBron James	2011-12
LeBron James	2012-13

Second Team

Tim Hardaway	1997-98
Tim Hardaway	1998-99
Alonzo Mourning	1999-00
Dwyane Wade	2004-05
Dwyane Wade	2005-06
Dwyane Wade	2010-11

Third Team

Dwyane Wade	2006-07
Dwyane Wade	2011-12
Dwyane Wade	2012-13

NBA ALL-DEFENSIVE TEAMS

First Team

Alonzo Mourning	1998-99
Alonzo Mourning	1999-00
LeBron James	2010-11
LeBron James	2011-12
LeBron James	2012-13

Second Team

P.J. Brown	1996-97
P.J. Brown	1998-99
Bruce Bowen	2000-01
Dwyane Wade	2004-05
Dwyane Wade	2008-09
Dwyane Wade	2009-10

MIAMI HEAT NBA AWARD WINNERS

NBA ALL-ROOKIE TEAMS

First Team

Sherman Douglas	1989-90
Steve Smith	1991-92
Caron Butler	2002-03
Dwyane Wade*	2003-04
Michael Beasley	2008-09

Second Team

Kevin Edwards	1988-89
Glen Rice	1989-90
Willie Burton	1990-91
Udonis Haslem	2003-04
Mario Chalmers	2008-09

* - **Unanimous selection**

NBA EXECUTIVE OF THE YEAR

Pat Riley	2010-11
-----------------	---------

NBA COACH OF THE YEAR

Pat Riley	1996-97
-----------------	---------

NBA FINALS MVP

Dwyane Wade	2006
LeBron James	2012
LeBron James	2013

NBA MOST VALUABLE PLAYER

LeBron James	2011-12
LeBron James	2012-13

NBA DEFENSIVE PLAYER OF THE YEAR

Alonzo Mourning	1998-99
Alonzo Mourning	1999-00

NBA MOST IMPROVED PLAYER

Rony Seikaly	1989-90
Isaac Austin	1996-97

MIAMI HEAT USA OLYMPIANS

Tim Hardaway	2000 (Gold Medal)
Alonzo Mourning	2000 (Gold Medal)
Dwyane Wade	2004 (Bronze Medal)
Dwyane Wade	2008 (Gold Medal)
LeBron James	2012 (Gold Medal)

J. WALTER KENNEDY CITIZENSHIP AWARD

P.J. Brown	1996-97
Alonzo Mourning	2001-02

MAGIC JOHNSON AWARD

Shane Battier	2012-13
---------------------	---------

CHUCK DALY LIFETIME ACHIEVEMENT AWARD

Pat Riley	2012
-----------------	------

DIVISIONAL SPORTSMANSHIP AWARD

LaPhonso Ellis (Atlantic Division)	2001-02
Shaquille O'Neal (Southeast Division)	2005-06
Shane Battier (Southeast Division)	2011-12

NBA YEARLY COMMUNITY ASSIST AWARD

Dwyane Wade	2012-13
-------------------	---------

MONTHLY COMMUNITY ASSIST AWARD

Lamar Odom	May 2004
Dwyane Wade*	August 2004
Shaquille O'Neal	December 2004
Alonzo Mourning	July 2006
Dwyane Wade	August 2007
Alonzo Mourning	July 2008
Daequan Cook	2009 Offseason
Dwyane Wade	2010 Offseason

*-All 2004 USA Olympic Basketball Team members captured the Community Assist Award in August of 2004.

Shane Battier is presented the 2012-13 Magic Johnson Award by PBWA Vice President Josh Robbins. This marks the second time in his career that Battier has captured the award which is given annually by the Professional Basketball Writers Association to a player that combines excellence on the court with cooperation with the media and fans.



MIAMI HEAT ALL-STAR WEEKEND PARTICIPANTS

NBA ALL-STAR GAME

1996:	Alonzo Mourning
1997:	Alonzo Mourning*; Tim Hardaway
1998:	Tim Hardaway
2000:	Alonzo Mourning (Starter)
2001:	Alonzo Mourning* (Starter) Anthony Mason** (Starter)
2002:	Alonzo Mourning
2005:	Shaquille O'Neal (Starter); Dwyane Wade; Stan Van Gundy (Head Coach)
2006:	Shaquille O'Neal (Starter); Dwyane Wade (Starter)
2007:	Shaquille O'Neal (Starter); Dwyane Wade (Starter)
2008:	Dwyane Wade (Starter)
2009:	Dwyane Wade (Starter)
2010:	Dwyane Wade (Starter)
2011:	LeBron James (Starter); Dwyane Wade (Starter); Chris Bosh
2012:	LeBron James (Starter); Dwyane Wade (Starter); Chris Bosh
2013:	Chris Bosh** (Starter); LeBron James (Starter); Dwyane Wade (Starter); Erik Spoelstra (Head Coach)

*-Did not play in the game due to injury

**-Named a replacement starter by head coach

Note:

The Miami HEAT played host to the 1990 All-Star Game at the Miami Arena on Feb. 11, 1990. The East, coached by Chuck Daly, defeated the West, coached by Pat Riley, 130-113. Magic Johnson was named MVP becoming just the third player in NBA history to be named All-Star MVP despite playing on the losing team.

NBA ALL-STAR GAME MVP

2010: Dwyane Wade

ROOKIE CHALLENGE/RIISING STARS GAME PARTICIPANTS

1995:	Khalid Reeves (Starter)
1996:	Kurt Thomas
2003:	Caron Butler (Starter)
2004:	Dwyane Wade (Starter); Udonis Haslem
2005:	Dwyane Wade (Starter); Udonis Haslem (Starter); Bob McAdoo (Head Coach)
2009:	Michael Beasley (Starter)
2010:	Michael Beasley (Starter)
2012:	Norris Cole
2013:	David Fizdale (Head Coach)

SLAM DUNK PARTICIPANTS

1990:	Billy Thompson (7th)
1993:	Harold Miner (1st)
1994:	Harold Miner (Injured)
1995:	Harold Miner (1st)

SHOOTING STARS COMPETITION

2013:	Chris Bosh (1st)
-------	------------------

THREE-POINT SHOOTOUT PARTICIPANTS

1989:	Jon Sundvold (tied-5th)
1990:	Jon Sundvold (3rd)
1991:	Glen Rice (7th)
1995:	Glen Rice (1st)
2007:	Jason Kapono (1st)
2009:	Daequan Cook (1st)
2010:	Daequan Cook (tied-4th)
2011:	James Jones (1st)
2012:	James Jones (3rd); Mario Chalmers (4th)

SKILLS CHALLENGE

2006:	Dwyane Wade (1st)
2007:	Dwyane Wade (1st)
2008:	Dwyane Wade (4th)



The HEAT's Dwyane Wade, LeBron James and Chris Bosh each started the 2013 All-Star Game for the Eastern Conference becoming the first trio of teammates to start the same All-Star Game since Kareem Abdul-Jabbar, Magic Johnson and James Worthy started for the Western Conference in the 1986 All-Star Game.

DRAFT HISTORY

1988 EXPANSION DRAFT

RD	PICK	POS	PLAYER	HT	WT	SELECTED FROM
1	1	F	Arvid Kramer	6-9	220	Dallas
2	3	F	Billy Thompson	6-7	215	L.A. Lakers
3	5	F	Fred Roberts	6-10	220	Boston
4	7	F/C	Scott Hastings	6-11	245	Atlanta
5	9	G	Jon Sundvold	6-2	170	San Antonio
6	11	G	Kevin Williams	6-2	180	Seattle
7	13	C	Hansi Gnad	6-10	235	Philadelphia
8	15	G	Darnell Valentine	6-1	183	L.A. Clippers
9	17	G	Dwayne Washington	6-2	200	New Jersey
10	19	G	Andre Turner	5-10	175	Houston
11	21	F	Conner Henry	6-7	195	Sacramento
12	23	C	John Stroeder	6-10	260	Milwaukee

1988 NBA DRAFT

RD	PICK	POS	PLAYER	HT	WT	SELECTED FROM
1	9	C	Rony Seikaly	6-11½	240	Syracuse
1	20	G	Kevin Edwards	6-3	190	DePaul
2	33	F	Grant Long	6-8	230	Eastern Michigan
2	35	F	Sylvester Gray	6-6	240	Memphis State
2	40	F	Orlando Graham	6-6	230	Auburn-Montgomery
3	59	F	Nate Johnston	6-8	210	Tampa

1989 NBA DRAFT

RD	PICK	POS	PLAYER	HT	WT	SELECTED FROM
1	4	G/F	Glen Rice	6-7	218	Michigan
2	28	G	Sherman Douglas	6-0	180	Syracuse
2	45	G	Scott Haffner	6-3	185	Evansville

1990 NBA DRAFT

RD	PICK	POS	PLAYER	HT	WT	SELECTED FROM
1	9	G/F	Willie Burton	6-8	219	Minnesota
1	15	G	Dave Jamerson	6-5	190	Ohio
2	30	F	Carl Herrera	6-9	220	Houston

1991 NBA DRAFT

RD	PICK	POS	PLAYER	HT	WT	SELECTED FROM
1	5	G	Steve Smith	6-8	202	Michigan State
2	29	F	George Ackles	6-10	215	UNLV

1992 NBA DRAFT

RD	PICK	POS	PLAYER	HT	WT	SELECTED FROM
1	12	G	Harold Miner	6-5	221	Southern California
2	37	F	Isaiah Morris	6-8	228	Arkansas
2	42	C	Matt Geiger	7-0	245	Georgia Tech

1993 NBA DRAFT

RD	PICK	POS	PLAYER	HT	WT	SELECTED FROM
2	35	C	Ed Stokes	7-0	264	Arizona

1994 NBA DRAFT

RD	PICK	POS	PLAYER	HT	WT	SELECTED FROM
1	12	G	Khalid Reeves	6-3	199	Arizona
2	40	F	Jeff Webster	6-8	232	Oklahoma

1995 NBA DRAFT

RD	PICK	POS	PLAYER	HT	WT	SELECTED FROM
1	10	F	Kurt Thomas	6-9	230	Texas Christian
2	46	F	George Banks	6-7	210	Texas El Paso

1996 NBA DRAFT

NO SELECTIONS

1997 NBA DRAFT

RD	PICK	POS	PLAYER	HT	WT	SELECTED FROM
1	26	G	Charles Smith	6-4	194	New Mexico
2	31	F	Mark Sanford	6-9	210	Washington

1998 NBA DRAFT

RD	PICK	POS	PLAYER	HT	WT	SELECTED FROM
2	51	G	Corey Brewer	6-2	190	Oklahoma

DRAFT HISTORY

1999 NBA DRAFT

RD	PICK	POS	PLAYER	HT	WT	SELECTED FROM
1	25	F	Tim James	6-7	221	Miami (FL)
2	53	G/F	Rodney Buford	6-5	195	Creighton

2000 NBA DRAFT

RD	PICK	POS	PLAYER	HT	WT	SELECTED FROM
2	37	G	Eddie House	6-1	180	Arizona State
2	52	C	Ernest Brown	7-0	255	Indian Hills JC

2001 NBA DRAFT

RD	PICK	POS	PLAYER	HT	WT	SELECTED FROM
2	49	C	Ken Johnson	6-11	235	Ohio State

2002 NBA DRAFT

RD	PICK	POS	PLAYER	HT	WT	SELECTED FROM
1	10	F	Caron Butler	6-7	217	Connecticut
2	53	F	Rasual Butler	6-7	205	La Salle

2003 NBA DRAFT

RD	PICK	POS	PLAYER	HT	WT	SELECTED FROM
1	5	G	Dwyane Wade	6-4	212	Marquette
2	33	F	Jerome Beasley	6-9	237	North Dakota

2004 NBA DRAFT

RD	PICK	POS	PLAYER	HT	WT	SELECTED FROM
1	19	G/F	Dorell Wright	6-7	200	South Kent Prep (CT)
2	47	F	Pape Sow	6-10	250	Cal State Fullerton
2	53	F	Matt Freije	6-10	238	Vanderbilt

2005 NBA DRAFT

RD	PICK	POS	PLAYER	HT	WT	SELECTED FROM
1	29	F	Wayne Simien	6-9	250	Kansas

2006 NBA DRAFT

NO SELECTIONS

2007 NBA DRAFT

RD	PICK	POS	PLAYER	HT	WT	SELECTED FROM
1	20	F/C	Jason Smith	7-0	240	Colorado State
2	39	C	Stanko Barac	7-1	240	Siroki Prima (Bosnia)

2008 NBA DRAFT

RD	PICK	POS	PLAYER	HT	WT	SELECTED FROM
1	2	F	Michael Beasley	6-9½	235	Kansas State
2	52	F	Darnell Jackson	6-8	250	Kansas

2009 NBA DRAFT

RD	PICK	POS	PLAYER	HT	WT	SELECTED FROM
2	43	G	Marcus Thornton	6-4	205	Louisiana State
2	60	F	Robert Dozier	6-9	215	Memphis

2010 NBA DRAFT

RD	PICK	POS	PLAYER	HT	WT	SELECTED FROM
2	32	C	Dexter Pittman	6-11½	308	Texas
2	41	F	Jarvis Varnado	6-9	210	Mississippi State
2	42	F	Da'Sean Butler	6-7	230	West Virginia
2	48	F	Latavious Williams	6-8	195	Tulsa 66ers (NBA D-League)

2011 NBA DRAFT

RD	PICK	POS	PLAYER	HT	WT	SELECTED FROM
2	32	F	Bojan Bogdanovic	6-8	216	KK Cibona VIP Zagreb (Croatia)

2012 NBA DRAFT

RD	PICK	POS	PLAYER	HT	WT	SELECTED FROM
1	27	F	Arnett Moultrie	6-11	249	Mississippi State

2013 NBA DRAFT

NO SELECTIONS

HEAT FIRSTS

All firsts occurred on November 5, 1988 vs. L.A. Clippers unless otherwise noted.

Field Goal:

RORY SPARROW (14-ft. jumper, right top of key 11:03, first quarter to tie score, 2-2)

Rebound (defensive):

KEVIN EDWARDS (Off Charles Smith miss at 11:41, first quarter)

Offensive Rebound:

RONY SEIKALY (Off Pat Cummings miss at 10:38, first quarter)

Steal:

PAT CUMMINGS (Off Benoit Benjamin errant pass at 7:18, first quarter)

Turnover:

KEVIN EDWARDS (Loses ball to Norm Nixon at 11:36, first quarter)

Assist:

DWAYNE WASHINGTON (Pass to Sylvester Gray for dunk at 1:08, first quarter to make score, 26-13, L.A.)

Free Throw:

RONY SEIKALY (After Benoit Benjamin foul at 9:25, first quarter)

Personal Foul:

PAT CUMMINGS (At 6:17, first quarter)

Blocked Shot:

RONY SEIKALY (At 1:16, third quarter)

Three-Point Field Goal:

JON SUNDVOLD (24-ft. jumper, right side at 3:40 fourth quarter - Nov. 11, 1988 vs. Houston)

Dunk:

SYLVESTER GRAY (Off fastbreak pass from Dwayne Washington at 1:08, first quarter)

Technical Foul:

SCOTT HASTINGS (1:44, first quarter, Nov. 9, 1988 at San Antonio)

Ejection:

RON ROTHSTEIN (2:52, second quarter, two technical fouls, Dec. 30, 1988 at Denver)

50-Point Game:

GLEN RICE (56 - Apr. 15, 1995 vs. Orlando)

40-Point Game:

RONY SEIKALY (40 - Feb. 13, 1990 vs. Chicago)

30-Point Game:

RONY SEIKALY (30 - Jan. 10, 1989 vs. Utah)

20-Point Game:

KEVIN EDWARDS (21 - Nov. 8, 1988 @ Dallas)

30-Rebound Game:

RONY SEIKALY (34 - Mar. 3, 1993 vs. Washington)

20-Rebound Game:

RONY SEIKALY (22 - Nov. 28, 1989 @ Orlando)

15-Rebound Game:

RONY SEIKALY (16 - Dec. 9, 1988 vs. Denver)

15-Assist Game:

SHERMAN DOUGLAS (17 - Feb. 26, 1990 @ Atlanta)

10-Assist Game:

KEVIN EDWARDS (10 - Dec. 26, 1988 vs. San Antonio)

Double-Double:

RONY SEIKALY (11 points, 13 rebounds - Nov. 9, 1988 @ San Antonio)

Triple-Double:

RORY SPARROW (24 points, 10 rebounds, 10 assists - Apr. 18, 1989 vs. Dallas)

Victory:

Dec. 14, 1988 @ L.A. Clippers, 89-88

Home Victory:

Dec. 23, 1988 vs. Utah, 101-80

Starting Lineup:

RORY SPARROW, KEVIN EDWARDS, RONY SEIKALY, PAT CUMMINGS, BILLY THOMPSON

Substitution:

JON SUNDVOLD (At 5:21 first quarter)

Playoff Game:

@ Chicago, Apr. 24, 1992

Playoff Win:

@ Atlanta, Apr. 28, 1994 (Won 93-88)

Playoff Series Win:

vs. Orlando, May 4, 1997 (Game 5, Eastern Conference First Round, 91-83)

Eastern Conference Semifinals Game:

vs. New York, May 7, 1997 (Lost 88-79)

Eastern Conference Semifinals Playoff Win:

vs. New York, May 9, 1997 (Game 2, 88-84)

Eastern Conference Semifinals Series Win:

vs. New York, May 18, 1997 (Game 7, 101-90)

Eastern Conference Finals Game:

@ Chicago, May 20, 1997 (Lost 84-77)

Eastern Conference Finals Win:

vs. Chicago, May 26, 1997 (Game 4, 87-80)

Eastern Conference Finals Series Win:

vs. Detroit, Jun. 2, 2006 (Game 6, 95-78)

NBA Finals Game:

@ Dallas, Jun. 8, 2006 (Lost 90-80)

NBA Finals Win:

vs. Dallas, Jun. 13, 2006 (Game 3, 98-96)

NBA Finals Series Win:

@ Dallas, Jun. 20, 2006 (Game 6, 95-92)

Atlantic Division Title Win/Clinch:

Clinched when defeated Detroit on Apr. 10, 1997 (Won 93-83) at Miami Arena and Chicago beat New York that same evening.

Southeast Division Title Win/Clinch:

Clinched when defeated Phoenix on Mar. 25, 2005 (Won 125-115) at AmericanAirlines Arena.

Number One Seed in the Eastern Conference

Playoffs:

Clinched when defeated Atlanta on May 4, 1999 (93-79) at Miami Arena.

Management

Players

12/13 Review

Records

Playoffs

History

All-Time Roster

NBA/NBADL

Opponents

Media


Radio 
Mambi
WAQI 710 AM

¡CON LOS campeones
Y listos PARA EL
juego!

LA VOZ OFICIAL EN ESPAÑOL
DEL MIAMI HEAT.



ALL-TIME ROSTER



HEAT ALL-TIME NUMBERS

- 0** Mike Bibby
- 00** Milos Babic
- 1** Rod Strickland, Travis Best, Loren Woods, Dorell Wright, Chris Bosh
- 2** Rory Sparrow, Keith Askins
- 3** Anthony Taylor, Scott Haffner, Steve Smith, Khalid Reeves, Bruce Bowen+++, Jamie Watson, LaPhonso Ellis, Dwyane Wade
- 4** Rony Seikaly, Harold Miner, Duane Causwell, Sam Mack, Caron Butler, Gerald Fitch
- 5** Eric Murdock, Sasha Danilovic, Mark Strickland++, Eddie House, Keyon Dooling, Derek Anderson, Marcus Banks, Quentin Richardson, Juwan Howard
- 6** Terry Mills, Harold Jamison, Eddie Jones, Luke Jackson, Blake Ahearn, Mario Chalmers, LeBron James
- 7** Rex Chapman, Mark Davis, Don MacLean, Mike James, Lamar Odom, Wesley Person, Penny Hardaway, Shawn Marion, Jermaine O'Neal
- 8** Isaac Austin, Tang Hamilton, Steve Smith^, Antoine Walker, Shaun Livingston, Jamario Moon, Carlos Arroyo
- 9** Dan Majerle, Yakhouba Diawara, Rashard Lewis
- 10 (Retired)** Clinton Wheeler, Kelvin Upshaw, Manute Bol, Tim Hardaway
- 11** Craig Neal, Sherman Douglas, John Crotty, Todd Day, Rafer Alston, Chris Quinn, Zydrunas Ilgauskas, Chris Andersen
- 12** Bimbo Coles, Bruce Bowen, Mike James++++, Kasib Powell
- 13** Jamal Robinson, Kendall Gill, Alexander Johnson, Luther Head, Mike Miller
- 14** Kevin Pritchard, Tony Smith, Charles Smith, Anthony Mason, Daequan Cook, Terrel Harris
- 15** Terrence Rencher, Chris Gatling, Wang Zhi-Zhi, Mark Blount, Mario Chalmers^^^
- 17** Brent Barry
- 19** Damon Jones
- 20** Jon Sundvold, Brian Shaw, Pete Myers, Kirk Penney, Gary Payton
- 21** Kevin Edwards, Morlon Wiley, Ledell Eckles, Stacey King, Voshon Lenard, Ricky Davis^^, Sean Lampley, Smush Parker, Bobby Jones, Jamaal Magloire, Ronny Turiaf
- 22** Brian Shaw*, John Salley, Voshon Lenard****, Matt Fish, Antonio Lang, Sean Marks, John Wallace, Robert Hite, James Jones
- 23 (Retired)** John Morton, Tyrone Corbin, Gary Grant, Rex Walters, Cedric Ceballos
- 24** Danny Schayes, Jamal Mashburn, Jim Jackson, Jerome Beasley, Qyntel Woods, Jason Kapono, Jarvis Varnado
- 25** Milt Wagner, Jeff Malone, Anthony Carter, Wayne Simien
- 28** LeRon Ellis
- 30** Winston Bennett, Billy Owens, Mark Strickland, Terry Porter, Earl Barron, Michael Beasley, Norris Cole
- 31** Dwayne "Pearl" Washington, Martin Muursepp, Duane Causwell+, Ricky Davis, Shane Battier
- 32** Tellis Frank, Harold Miner**, Billy Owens***, James Scott, Blue Edwards, Rodney Buford, Tyrone Hill, Shaquille O'Neal, Mickell Gladness
- 33 (Retired)** Alec Kessler, Alonzo Mourning
- 34** Todd Mitchell, Willie Burton, Eddy Curry, Ray Allen
- 35** Gary Alexander, Kevin Gamble, Willie Anderson, Clarence Weatherspoon, Todd Fuller, Malik Allen
- 40** Sylvester Gray, Kurt Thomas, Marty Conlon, Tim James, Udonis Haslem
- 41** Dave Popson, Glen Rice
- 42** Pat Cummings, Kevin Willis, Walt Williams, P.J. Brown, James Posey, Shavlik Randolph, Jerry Stackhouse
- 43** Grant Long
- 44** Scott Hastings, Terry Davis, Brian Grant, Christian Laettner, Matt Walsh
- 45** John Shasky, A.C. Green, Rasual Butler, Stephane Lasme, Dexter Pittman
- 49** Shandon Anderson
- 50** Jim Rowinski, Vladimir Stepania, Joel Anthony
- 51** Michael Doleac
- 52** Matt Geiger, Otis Thorpe, Ernest Brown, Samaki Walker
- 53** Alan Ogg
- 54** Brad Lohaus, Ronnie Grandison, Ed Pinckney, Ken Johnson
- 55** Billy Thompson, Jason Williams, Eddie House ^^^^, Josh Harrellson

* Wore No. 22 in 1991-92

** Wore No. 32 in 1992-93, 1993-94 and beginning of 1994-95

*** Wore No. 32 in 1994-95

**** Wore No. 22 in 1995-96

+ Wore No. 31 in 1997-98

++ Wore No. 5 in 1998-99

+++ Wore No. 3 in 1996-97

++++ Wore No. 12 in 2001-02

^ Wore No. 8 in 2004-05

^^ Wore No. 21 in 2000-01

^^^ Wore No. 15 in 2010-11 and 2011-12

^^^^ Wore No. 55 in 2010-11

DOES NOT INCLUDE NUMBERS WORN ON A TEMPORARY BASIS

NOTE: Number 23 was retired on Apr. 11, 2003 in honor of Michael Jordan, Number 33 was retired on Mar. 30, 2009 in honor of Alonzo Mourning and Number 10 was retired on Oct. 28, 2009 in honor of Tim Hardaway.

ALL-TIME ROSTER

BLAKE AHEARN	NO: 6	POS: Guard
---------------------	--------------	-------------------

Hgt: 6-2 **Wgt:** 190 **Born:** 5-27-84 **College:** Missouri State
Acquired: Signed a 10-day contract on March 21, 2008...signed a second 10-day contract on March 31, 2008...signed for the remainder of the season on April 11, 2008.
Departed: Became an unrestricted free agent on July 1, 2008.

	GP-GS	MIN	FGM	FGA	PCT	FTM	FTA	PCT	REB	AST	PF-DQ	ST	TO	BS	PTS	AVG
2007-08	12-0	177	15	57	.263	30	31	.968	19	19	20-0	6	16	0	70	5.8

3FG: 07-08: 10-34 (.294)

GARY ALEXANDER	NO: 35	POS: Forward
-----------------------	---------------	---------------------

Hgt: 6-7 **Wgt:** 240 **Born:** 11-1-69 **College:** South Florida
Acquired: Signed as a free agent on October 7, 1993.
Departed: Waived on December 6, 1993.

	GP-GS	MIN	FGM	FGA	PCT	FTM	FTA	PCT	REB	AST	PF-DQ	ST	TO	BS	PTS	AVG
1993-94	4-0	12	1	2	.500	0	2	.000	3	1	3-0	0	1	0	2	0.5

3FG: 93-94: 0-0 (.000)

MALIK ALLEN	No: 35	POS: Forward
--------------------	---------------	---------------------

Hgt: 6-10 **Wgt:** 255 **Born:** 6-27-78 **College:** Villanova
Acquired: Signed as a free agent on July 20, 2001...re-signed with the HEAT on September 10, 2003.
Departed: Traded to the Charlotte Bobcats in exchange for Steve Smith on February 24, 2005.

	GP-GS	MIN	FGM	FGA	PCT	FTM	FTA	PCT	REB	AST	PF-DQ	ST	TO	BS	PTS	AVG
2001-02	12-2	161	22	51	.431	8	10	.800	38	5	16-0	3	2	8	52	4.3
2002-03	80-73	2318	335	790	.424	97	121	.802	425	54	234-1	37	128	78	767	9.6
2003-04	45-6	616	83	198	.419	25	33	.758	119	16	81-0	12	27	28	191	4.2
2004-05	14-0	248	35	76	.461	13	14	.929	52	11	29-0	4	11	11	83	5.9
TOTALS	151-81	3343	475	1115	.426	143	178	.803	634	86	360-1	56	168	125	1093	7.2

3FG: 01-02: 0-1 (.000); 02-03: 0-4 (.000); 03-04: 0-0 (.000); 04-05: 0-0 (.000); TOTALS: 0-5 (.000)

PLAYOFFS

	GP-GS	MIN	FGM	FGA	PCT	FTM	FTA	PCT	REB	AST	PF-DQ	ST	TO	BS	PTS	AVG
2003-04	10-0	138	22	49	.449	6	9	.667	30	4	21-0	2	4	9	50	5.0

3FG: 03-04: 0-0 (.000)

RAY ALLEN	NO: 34	POS: Guard
------------------	---------------	-------------------

Hgt: 6-5 **Wgt:** 205 **Born:** 7-20-75 **College:** Connecticut
Acquired: Signed as a free agent on July 11, 2012.

	GP-GS	MIN	FGM	FGA	PCT	FTM	FTA	PCT	REB	AST	PF-DQ	ST	TO	BS	PTS	AVG
2012-13	79-0	2035	292	651	.449	140	158	.886	217	135	129-0	67	103	15	863	10.9

3FG: 12-13: 139-332 (.419)

PLAYOFFS

	GP-GS	MIN	FGM	FGA	PCT	FTM	FTA	PCT	REB	AST	PF-DQ	ST	TO	BS	PTS	AVG
2012-13	23-0	573	74	172	.430	47	54	.870	64	29	42-0	12	27	3	234	10.2

3FG: 12-13: 39-96 (.406)

RAFER ALSTON	NO: 11	POS: Guard
--------------	--------	------------

Hgt: 6-2 **Wgt:** 177 **Born:** 7-24-76 **College:** Fresno State

Acquired: Signed as a free agent on September 4, 2003.

Departed: Became an unrestricted free agent on July 1, 2004.

Re-Acquired: Signed as a free agent on January 8, 2010.

Departed: Became an unrestricted free agent on July 1, 2010.

	GP-GS	MIN	FGM	FGA	PCT	FTM	FTA	PCT	REB	AST	PF-DQ	ST	TO	BS	PTS	AVG
2003-04	82-28	2581	287	764	.376	103	134	.769	226	372	212-1	114	128	18	838	10.2
2009-10	25-25	655	60	169	.355	15	27	.556	54	72	53-0	23	34	5	165	6.6
TOTALS	107-53	3236	347	933	.372	118	161	.733	280	444	265-1	137	162	23	1003	9.4

3FG: 03-04: 161-434 (.371); 09-10: 30-81 (.370); TOTALS: 191-515 (.371)

PLAYOFFS

	GP-GS	MIN	FGM	FGA	PCT	FTM	FTA	PCT	REB	AST	PF-DQ	ST	TO	BS	PTS	AVG
2003-04	13-0	295	29	91	.319	21	25	.840	29	22	22-0	5	10	1	91	7.0

3FG: 03-04: 12-52 (.231)

CHRIS ANDERSEN	NO: 11	POS: Forward/Center
----------------	--------	---------------------

Hgt: 6-10 **Wgt:** 245 **Born:** 7-7-78 **College:** Blinn JC

Acquired: Signed a 10-day contract on January 20, 2013...signed a second 10-day contract on January 30, 2013...signed for the remainder of the season on February 8, 2013...re-signed on July 10, 2013.

	GP-GS	MIN	FGM	FGA	PCT	FTM	FTA	PCT	REB	AST	PF-DQ	ST	TO	BS	PTS	AVG
2012-13	42-0	624	71	123	.577	63	93	.677	172	17	89-0	16	24	44	207	4.9

3FG: 12-13: 2-3 (.667)

PLAYOFFS

	GP-GS	MIN	FGM	FGA	PCT	FTM	FTA	PCT	REB	AST	PF-DQ	ST	TO	BS	PTS	AVG
2012-13	20-0	303	46	57	.807	36	49	.735	76	3	53-0	9	11	22	128	6.4

3FG: 12-13: 0-0 (.000)

DEREK ANDERSON	NO: 5	POS: Guard
----------------	-------	------------

Hgt: 6-5 **Wgt:** 195 **Born:** 7-18-74 **College:** Kentucky

Acquired: From Houston in exchange for Gerald Fitch on February 23, 2006.

Departed: Waived on September 12, 2006.

	GP-GS	MIN	FGM	FGA	PCT	FTM	FTA	PCT	REB	AST	PF-DQ	ST	TO	BS	PTS	AVG
2005-06	23-3	465	40	130	.308	32	38	.842	60	48	49-1	8	17	2	133	5.8

3FG: 05-06: 21-67 (.313)

PLAYOFFS

	GP-GS	MIN	FGM	FGA	PCT	FTM	FTA	PCT	REB	AST	PF-DQ	ST	TO	BS	PTS	AVG
2005-06	8-0	66	6	20	.300	7	8	.875	9	5	13-0	2	3	0	24	3.0

3FG: 05-06: 5-14 (.357)

SHANDON ANDERSON	NO: 49	POS: Guard/Forward
------------------	--------	--------------------

Hgt: 6-6 **Wgt:** 200 **Born:** 12-31-73 **College:** Georgia

Acquired: Signed as a free agent on November 14, 2004...re-signed with the HEAT on September 19, 2005.

Departed: Became an unrestricted free agent on July 1, 2006.

	GP-GS	MIN	FGM	FGA	PCT	FTM	FTA	PCT	REB	AST	PF-DQ	ST	TO	BS	PTS	AVG
2004-05	65-5	1151	98	215	.456	54	66	.818	190	70	136-1	40	49	14	255	3.9
2005-06	48-1	638	54	126	.429	13	18	.722	81	30	75-1	17	24	6	126	2.6
TOTALS	113-6	1789	152	341	.446	67	84	.798	271	100	211-2	57	73	20	381	3.4

3FG: 04-05: 5-28 (.179); 05-06: 5-19 (.263); TOTALS: 10-47 (.213)

PLAYOFFS

	GP-GS	MIN	FGM	FGA	PCT	FTM	FTA	PCT	REB	AST	PF-DQ	ST	TO	BS	PTS	AVG
2004-05	8-0	97	3	12	.250	2	2	1.000	19	8	10-0	5	6	0	8	1.0
2005-06	13-0	90	4	13	.308	4	6	.667	12	4	8-0	0	6	1	13	1.0
TOTALS	21-0	187	7	25	.280	6	8	.750	31	12	18-0	5	12	1	21	1.0

3FG: 04-05: 0-1 (.000); 05-06: 1-3 (.333); TOTALS: 1-4 (.250)

WILLIE ANDERSON	NO: 35	POS: Guard/Forward
------------------------	---------------	---------------------------

Hgt: 6-8 **Wgt:** 200 **Born:** 1-8-67 **College:** Georgia
Acquired: Signed a 10-day contract on January 8, 1997...signed a second 10-day contract on January 18, 1997...signed for the remainder of the season on January 28, 1997.
Departed: Became an unrestricted free agent on July 1, 1997.

	GP-GS	MIN	FGM	FGA	PCT	FTM	FTA	PCT	REB	AST	PF-DQ	ST	TO	BS	PTS	AVG
1996-97	28-1	303	29	64	.453	17	20	.850	42	34	36-0	14	19	4	83	3.0
3FG: 96-97: 8-19 (.421)																

PLAYOFFS

	GP-GS	MIN	FGM	FGA	PCT	FTM	FTA	PCT	REB	AST	PF-DQ	ST	TO	BS	PTS	AVG
1996-97	9-0	120	11	30	.367	9	10	.900	17	5	20-0	4	12	2	33	3.7
3FG: 96-97: 2-8 (.250)																

JOEL ANTHONY	NO: 50	POS: Center
---------------------	---------------	--------------------

Hgt: 6-9 **Wgt:** 245 **Born:** 8-9-82 **College:** UNLV
Acquired: Signed as a free agent on July 3, 2007...re-signed on July 20, 2009...re-signed on July 15, 2010.

	GP-GS	MIN	FGM	FGA	PCT	FTM	FTA	PCT	REB	AST	PF-DQ	ST	TO	BS	PTS	AVG
2007-08	24-1	498	28	60	.467	29	49	.592	93	3	55-1	9	17	31	85	3.5
2008-09	65-28	1048	57	118	.483	30	46	.652	197	27	139-0	20	41	93	144	2.2
2009-10	80-16	1322	76	159	.478	66	92	.717	249	12	158-1	20	45	109	218	2.7
2010-11	75-11	1463	53	99	.535	47	73	.644	266	24	194-1	10	36	93	153	2.0
2011-12	64-51	1349	85	152	.559	49	71	.690	250	9	126-0	36	45	84	219	3.4
2012-13	62-3	566	35	68	.515	17	28	.607	115	13	49-0	13	22	42	87	1.4
TOTALS	370-110	6246	334	656	.509	238	359	.663	1170	88	721-3	108	206	452	906	2.4

3FG: 07-08: 0-0 (.000); 08-09: 0-0 (.000); 09-10: 0-0 (.000); 10-11: 0-0 (.000); 11-12: 0-0 (.000); 12-13: 0-0 (.000); TOTALS: 0-0 (.000)

PLAYOFFS

	GP-GS	MIN	FGM	FGA	PCT	FTM	FTA	PCT	REB	AST	PF-DQ	ST	TO	BS	PTS	AVG
2008-09	6-2	88	4	5	.800	2	2	1.000	19	2	9-0	0	1	7	10	1.7
2009-10	5-0	79	5	7	.714	3	4	.750	9	1	9-0	2	1	5	13	2.6
2010-11	21-13	575	18	49	.367	22	31	.710	97	10	54-0	8	13	38	58	2.8
2011-12	17-1	329	17	29	.586	20	25	.800	55	2	41-0	5	8	16	54	3.2
2012-13	14-0	71	3	10	.300	0	0	.000	21	0	13-0	2	3	4	6	0.4
TOTALS	63-16	1142	47	100	.470	47	62	.758	201	15	126-0	17	26	70	141	2.2

3FG: 08-09: 0-0 (.000); 09-10: 0-0 (.000); 10-11: 0-0 (.000); 11-12: 0-0 (.000); 12-13: 0-0 (.000); TOTALS: 0-0 (.000)

CARLOS ARROYO	NO. 8	POS: Guard
----------------------	--------------	-------------------

Hgt: 6-2 **Wgt:** 200 **Born:** 7-30-79 **College:** Florida International
Acquired: Signed as a free agent on October 12, 2009...re-signed on July 22, 2010.
Departed: Waived on March 1, 2011.

	GP-GS	MIN	FGM	FGA	PCT	FTM	FTA	PCT	REB	AST	PF-DQ	ST	TO	BS	PTS	AVG
2009-10	72-35	1585	178	375	.475	76	90	.844	130	225	102-0	36	54	6	439	6.1
2010-11	49-42	995	109	238	.458	28	35	.800	80	100	60-0	14	43	1	274	5.6
TOTALS	121-77	2580	287	613	.468	104	125	.832	210	325	162-0	50	97	7	713	5.9

3FG: 09-10: 7-25 (.280); 10-11: 28-64 (.438); TOTALS: 35-89 (.393)

PLAYOFFS

	GP-GS	MIN	FGM	FGA	PCT	FTM	FTA	PCT	REB	AST	PF-DQ	ST	TO	BS	PTS	AVG
2009-10	5-5	115	12	26	.462	2	2	1.000	9	11	9-0	3	3	0	26	5.2
3FG: 09-10: 0-1 (.000)																

KEITH ASKINS**NO: 2****POS: Guard/Forward****Hgt:** 6-8**Wgt:** 224**Born:** 12-15-67**College:** Alabama**Acquired:** Signed as a free agent on September 7, 1990...re-signed on October 8, 1992...re-signed on October 7, 1993...re-signed on October 6, 1994...re-signed to a multi-year deal on September 21, 1995...re-signed to a multi-year deal on January 22, 1999.**Departed:** Waived on November 1, 1999.

	GP-GS	MIN	FGM	FGA	PCT	FTM	FTA	PCT	REB	AST	PF-DQ	ST	TO	BS	PTS	AVG
1990-91	39-1	266	34	81	.420	12	25	.480	68	19	46-0	16	11	13	86	2.2
1991-92	59-4	843	84	205	.410	26	37	.703	142	38	109-0	40	47	15	219	3.7
1992-93	69-1	935	88	213	.413	29	40	.725	198	31	141-2	31	37	29	227	3.3
1993-94	37-0	319	36	88	.409	9	10	.900	82	13	57-0	11	21	1	85	2.3
1994-95	50-5	854	81	207	.391	46	57	.807	198	39	109-0	35	25	17	229	4.6
1995-96	75-14	1897	157	391	.402	45	57	.789	324	121	271-6	48	82	61	458	6.1
1996-97	78-30	1773	138	319	.433	39	58	.672	271	75	196-4	53	59	19	384	4.9
1997-98	46-12	681	39	122	.320	12	19	.632	101	29	107-3	27	26	12	111	2.4
1998-99	33-13	415	20	62	.323	5	8	.625	44	10	58-0	17	13	3	53	1.6
TOTALS	486-80	7983	677	1688	.401	223	311	.717	1428	375	1094-15	278	321	170	1852	3.8

3FG: 90-91: 6-25 (.240); 91-92: 25-73 (.342); 92-93: 22-65 (.338); 93-94: 4-21 (.190); 94-95: 21-78 (.269); 95-96: 99-237 (.418); 96-97: 69-172 (.401); 97-98: 21-74 (.284); 98-99: 8-29 (.276); TOTALS: 275-774 (.355)

PLAYOFFS

	GP-GS	MIN	FGM	FGA	PCT	FTM	FTA	PCT	REB	AST	PF-DQ	ST	TO	BS	PTS	AVG
1991-92	3-0	48	5	11	.455	0	2	.000	9	3	7-0	1	1	0	13	4.3
1993-94	1-0	6	0	1	.000	0	0	.000	1	0	0-0	0	2	0	0	0.0
1995-96	3-0	48	4	11	.364	3	3	1.000	8	2	9-0	1	4	0	13	4.3
1996-97	12-0	146	10	23	.435	4	4	1.000	28	7	26-0	3	3	2	30	2.5
1997-98	4-0	58	2	7	.286	0	0	.000	7	1	9-0	2	1	0	5	1.3
1998-99	4-0	27	0	4	.000	0	0	.000	4	0	5-0	2	0	1	0	0.0
TOTALS	27-0	333	21	57	.368	7	9	.778	57	13	56-0	9	11	3	61	2.3

3FG: 91-92: 3-5 (.600); 93-94: 0-0 (.000); 95-96: 2-6 (.333); 96-97: 6-12 (.500); 97-98: 1-5 (.200); 98-99: 0-3 (.000); TOTALS: 12-31 (.387)

ISAAC AUSTIN**NO: 8****POS: Forward****Hgt:** 6-10**Wgt:** 270**Born:** 8-18-69**College:** Arizona State**Acquired:** Signed as a free agent on October 3, 1996.**Departed:** Traded along with Charles Smith and the HEAT's 1998 first-round draft pick to the L.A. Clippers for Brent Barry on February 19, 1998.**Re-Acquired:** Signed as a free agent on September 29, 2003.**Departed:** Waived on October 20, 2003.

	GP-GS	MIN	FGM	FGA	PCT	FTM	FTA	PCT	REB	AST	PF-DQ	ST	TO	BS	PTS	AVG
1996-97	82-17	1881	321	639	.502	150	226	.664	478	161	244-4	45	161	43	792	9.7
1997-98	52-25	1371	252	532	.474	155	228	.680	330	117	162-5	43	117	34	659	12.7
TOTALS	134-42	3252	573	1171	.489	305	454	.672	808	278	406-9	88	278	77	1451	10.8

3FG: 96-97: 0-3 (.000); 97-98: 0-3 (.000); TOTALS: 0-6 (.000)

PLAYOFFS

	GP-GS	MIN	FGM	FGA	PCT	FTM	FTA	PCT	REB	AST	PF-DQ	ST	TO	BS	PTS	AVG
1996-97	15-0	287	36	81	.444	25	31	.806	66	6	35-0	6	22	7	98	6.5

3FG: 96-97: 1-4 (.250)

MILOS BABIC**NO: 00****POS: Forward****Hgt:** 7-0**Wgt:** 248**Born:** 11-23-68**College:** Tennessee Tech**Acquired:** Signed as a free agent on November 19, 1991.**Departed:** Waived on December 31, 1991.

	GP-GS	MIN	FGM	FGA	PCT	FTM	FTA	PCT	REB	AST	PF-DQ	ST	TO	BS	PTS	AVG
1991-92	9-0	35	6	13	.462	6	8	.750	11	6	0-0	1	5	0	18	2.0

3FG: 91-92: 0-0 (.000)

MARCUS BANKS **NO: 5** **POS: Guard**

Hgt: 6-2 **Wgt:** 200 **Born:** 11-19-81 **College:** UNLV
Acquired: From Phoenix along with Shawn Marion in exchange for Shaquille O'Neal on February 6, 2008.
Departed: Traded to Toronto along with Shawn Marion in exchange for Jermaine O'Neal, Jamario Moon and a conditional draft pick on February 13, 2009.

	GP-GS	MIN	FGM	FGA	PCT	FTM	FTA	PCT	REB	AST	PF-DQ	ST	TO	BS	PTS	AVG
2007-08	12-2	259	42	82	.512	15	19	.789	25	36	27-0	6	21	5	114	9.5
2008-09	16-0	166	15	39	.385	10	15	.667	15	22	21-0	10	11	2	42	2.6
TOTALS	28-2	425	57	121	.471	25	34	.735	40	58	48-0	16	32	7	156	5.6

3FG: 07-08: 15-37 (.405); 08-09: 2-14 (.143); TOTALS: 17-51 (.333)

EARL BARRON **NO: 30** **POS: Center/Forward**

Hgt: 7-0 **Wgt:** 245 **Born:** 8-14-81 **College:** Memphis
Acquired: Signed as a free agent on August 8, 2005...re-signed with the HEAT on September 26, 2007.
Departed: Became an unrestricted free agent on July 1, 2008.

	GP-GS	MIN	FGM	FGA	PCT	FTM	FTA	PCT	REB	AST	PF-DQ	ST	TO	BS	PTS	AVG
2005-06	8-0	45	5	16	.313	3	4	.750	10	0	10-0	0	5	0	13	1.6
2006-07	28-0	203	24	83	.289	17	18	.944	41	5	21-0	6	11	4	65	2.3
2007-08	46-15	889	132	327	.404	61	87	.701	198	29	114-0	19	48	8	326	7.1
TOTALS	82-15	1137	161	426	.378	81	109	.743	249	34	145-0	25	64	12	404	4.9

3FG: 05-06: 0-0 (.000); 06-07: 0-1 (.000); 07-08: 1-13 (.077); TOTALS: 1-14 (.071)

BRENT BARRY **NO: 17** **POS: Guard**

Hgt: 6-6 **Wgt:** 195 **Born:** 12-31-71 **College:** Oregon State
Acquired: From the L.A. Clippers in exchange for Isaac Austin, Charles Smith and the HEAT's 1998 first-round draft pick on February 19, 1998.
Departed: Became an unrestricted free agent on July 1, 1998.

	GP-GS	MIN	FGM	FGA	PCT	FTM	FTA	PCT	REB	AST	PF-DQ	ST	TO	BS	PTS	AVG
1997-98	17-0	259	23	62	.371	12	12	1.000	28	21	30-0	14	9	4	70	4.1

3FG: 97-98: 12-34 (.353)

SHANE BATTIER **NO: 31** **POS: Forward**

Hgt: 6-8 **Wgt:** 220 **Born:** 9-9-78 **College:** Duke
Acquired: Signed as a free agent on December 9, 2011.

	GP-GS	MIN	FGM	FGA	PCT	FTM	FTA	PCT	REB	AST	PF-DQ	ST	TO	BS	PTS	AVG
2011-12	65-10	1499	113	292	.387	23	37	.622	156	82	105-1	64	37	33	311	4.8
2012-13	72-20	1786	152	362	.420	32	38	.842	165	72	149-1	41	34	55	472	6.6
TOTALS	137-30	3285	265	654	.405	55	75	.733	321	154	254-2	105	71	88	783	5.7

3FG: 11-12: 62-183 (.339); 12-13: 136-316 (.430); TOTALS: 198-499 (.397)

PLAYOFFS

	GP-GS	MIN	FGM	FGA	PCT	FTM	FTA	PCT	REB	AST	PF-DQ	ST	TO	BS	PTS	AVG
2011-12	23-16	768	53	140	.379	13	16	.813	74	27	69-0	22	16	14	161	7.0
2012-13	22-0	392	27	93	.290	23	28	.821	38	12	49-1	5	5	6	103	4.7
TOTALS	45-16	1160	80	233	.343	36	44	.818	112	39	118-1	27	21	20	264	5.9

3FG: 11-12: 42-110 (.382); 12-13: 26-88 (.295); TOTALS: 68-198 (.343)

JEROME BEASLEY **NO: 24** **POS: Forward**

Hgt: 6-10 **Wgt:** 237 **Born:** 5-17-80 **College:** North Dakota
Acquired: Drafted in the second round (33rd overall) in 2003.
Departed: Waived on January 26, 2005.

	GP-GS	MIN	FGM	FGA	PCT	FTM	FTA	PCT	REB	AST	PF-DQ	ST	TO	BS	PTS	AVG
2003-04	2-0	5	1	3	.333	0	0	.000	1	0	0-0	0	0	0	2	1.0

3FG: 03-04: 0-0 (.000)

MICHAEL BEASLEY	NO. 30	POS: Forward
------------------------	---------------	---------------------

Hgt: 6-9½ **Wgt:** 235 **Born:** 1-9-89 **College:** Kansas State
Acquired: Drafted in the first round (second overall) in 2008.
Departed: Traded to Minnesota in exchange for a pair of second-round draft picks (2011 and 2014) on July 12, 2010.
Re-Acquired: Signed as a free agent on September 11, 2013.

	GP-GS	MIN	FGM	FGA	PCT	FTM	FTA	PCT	REB	AST	PF-DQ	ST	TO	BS	PTS	AVG
2008-09	81-19	2009	452	957	.472	186	241	.772	439	83	184-0	41	121	37	1123	13.9
2009-10	78-78	2328	468	1040	.450	192	240	.800	498	100	221-2	80	131	49	1156	14.8
TOTALS	159-97	4337	920	1997	.461	378	481	.786	937	183	405-2	121	252	86	2279	14.3

3FG: 08-09: 33-81 (.407); 09-10: 28-102 (.275); TOTALS: 61-183 (.333)

PLAYOFFS

	GP-GS	MIN	FGM	FGA	PCT	FTM	FTA	PCT	REB	AST	PF-DQ	ST	TO	BS	PTS	AVG
2008-09	7-0	178	34	88	.386	13	17	.765	51	7	14-0	2	11	7	85	12.1
2009-10	5-5	135	22	49	.449	7	9	.778	29	3	10-0	4	13	0	52	10.4
TOTALS	12-5	313	56	137	.409	20	26	.769	80	10	24-0	6	24	7	137	11.4

3FG: 08-09: 4-13 (.308); 09-10: 1-2 (.500); TOTALS: 5-15 (.333)

WINSTON BENNETT	NO: 30	POS: Forward
------------------------	---------------	---------------------

Hgt: 6-7 **Wgt:** 220 **Born:** 2-9-69 **College:** Kentucky
Acquired: Signed as a free agent on April 10, 1992.
Departed: Contract expired on April 20, 1992.

	GP-GS	MIN	FGM	FGA	PCT	FTM	FTA	PCT	REB	AST	PF-DQ	ST	TO	BS	PTS	AVG
1991-92	2-0	2	1	2	.500	0	0	.000	1	0	1-0	0	0	0	2	1.0

3FG: 91-92: 0-1 (.000)

TRAVIS BEST	NO: 1	POS: Guard
--------------------	--------------	-------------------

Hgt: 5-11 **Wgt:** 185 **Born:** 7-12-72 **College:** Georgia Tech
Acquired: Signed as a free agent on September 5, 2002.
Departed: Became an unrestricted free agent on July 1, 2003.

	GP-GS	MIN	FGM	FGA	PCT	FTM	FTA	PCT	REB	AST	PF-DQ	ST	TO	BS	PTS	AVG
2002-03	72-52	1807	231	583	.396	105	123	.854	147	255	174-6	44	106	7	603	8.4

3FG: 02-03: 36-109 (.330)

MIKE BIBBY	NO: 0	POS: Guard
-------------------	--------------	-------------------

Hgt: 6-2 **Wgt:** 196 **Born:** 5-13-78 **College:** Arizona
Acquired: Signed as a free agent on March 2, 2011.
Departed: Became an unrestricted free agent on July 1, 2011.

	GP-GS	MIN	FGM	FGA	PCT	FTM	FTA	PCT	REB	AST	PF-DQ	ST	TO	BS	PTS	AVG
2010-11	22-12	582	55	126	.437	10	16	.625	49	55	47-0	11	32	3	160	7.3

3FG: 10-11: 40-88 (.455)

PLAYOFFS

	GP-GS	MIN	FGM	FGA	PCT	FTM	FTA	PCT	REB	AST	PF-DQ	ST	TO	BS	PTS	AVG
2010-11	20-20	415	27	96	.281	2	4	.500	36	23	30-0	11	17	6	73	3.7

3FG: 10-11: 17-66 (.258)

MARK BLOUNT	NO: 15	POS: Center
--------------------	---------------	--------------------

Hgt: 7-0 **Wgt:** 250 **Born:** 11-30-75 **College:** Pittsburgh
Acquired: From Minnesota along with Ricky Davis in exchange for Antoine Walker, Michael Doleac, Wayne Simien and a conditional first-round draft choice on October 24, 2007.
Departed: Traded to Minnesota in exchange for Quentin Richardson on August 13, 2009.

	GP-GS	MIN	FGM	FGA	PCT	FTM	FTA	PCT	REB	AST	PF-DQ	ST	TO	BS	PTS	AVG
2007-08	69-46	1542	238	515	.462	88	138	.638	263	41	133-1	33	70	34	581	8.4
2008-09	20-0	207	30	78	.385	8	13	.615	41	4	17-0	1	14	7	79	4.0
TOTALS	89-46	1749	268	593	.452	96	151	.636	304	45	150-1	34	84	41	660	7.4

3FG: 07-08: 17-44 (.386); 08-09: 11-27 (.407); TOTALS: 28-71 (.394)

MANUTE BOL	NO: 10	POS: Center
------------	--------	-------------

Hgt: 7-7 **Wgt:** 225 **Born:** 10-16-62 **College:** Bridgeport
Acquired: Signed as a free agent on October 12, 1993.
Departed: Waived on January 25, 1994.

	GP-GS	MIN	FGM	FGA	PCT	FTM	FTA	PCT	REB	AST	PF-DQ	ST	TO	BS	PTS	AVG
1993-94	8-0	61	1	12	.083	0	0	.000	11	0	4-0	0	5	6	2	0.3

3FG: 93-94: 0-3 (.000)

CHRIS BOSH	NO: 1	POS: Forward
------------	-------	--------------

Hgt: 6-11 **Wgt:** 235 **Born:** 3-24-84 **College:** Georgia Tech
Acquired: From Toronto in exchange for a pair of first-round draft picks on July 9, 2010.

	GP-GS	MIN	FGM	FGA	PCT	FTM	FTA	PCT	REB	AST	PF-DQ	ST	TO	BS	PTS	AVG
2010-11	77-77	2795	524	1056	.496	384	471	.815	641	144	172-0	59	138	49	1438	18.7
2011-12	57-57	2007	393	807	.487	229	279	.821	452	103	128-0	51	117	45	1025	18.0
2012-13	74-74	2454	485	907	.535	241	302	.798	501	123	168-0	66	128	101	1232	16.6
TOTALS	208-208	7256	1402	2770	.506	854	1052	.812	1594	370	468-0	176	383	195	3695	17.8

3FG: 10-11: 6-25 (.240); 11-12: 10-35 (.286); 12-13: 21-74 (.284); TOTALS: 37-134 (.276)

PLAYOFFS

	GP-GS	MIN	FGM	FGA	PCT	FTM	FTA	PCT	REB	AST	PF-DQ	ST	TO	BS	PTS	AVG
2010-11	21-21	834	138	291	.474	114	140	.814	178	23	48-0	14	40	19	390	18.6
2011-12	14-10	439	73	148	.493	43	52	.827	109	8	20-0	6	20	14	196	14.0
2012-13	23-23	751	110	240	.458	44	60	.733	167	34	67-0	23	27	36	279	12.1
TOTALS	58-54	2024	321	679	.473	201	252	.798	454	65	135-0	53	87	69	865	14.9

3FG: 10-11: 0-4 (.000); 11-12: 7-13 (.538); 12-13: 15-37 (.405); TOTALS: 22-54 (.407)

BRUCE BOWEN	NO: 12/3*	POS: Guard/Forward
-------------	-----------	--------------------

Hgt: 6-7 **Wgt:** 200 **Born:** 6-14-71 **College:** Cal State Fullerton
Acquired: Signed a 10-day contract on March 15, 1997...signed for the remainder of the season on March 25, 1997.
Departed: Became an unrestricted free agent on July 1, 1997.
Re-Acquired: Claimed off waivers on February 23, 2000...re-signed on August 1, 2000.
Departed: Became an unrestricted free agent on July 1, 2001.

	GP-GS	MIN	FGM	FGA	PCT	FTM	FTA	PCT	REB	AST	PF-DQ	ST	TO	BS	PTS	AVG
1996-97	1-0	1	0	0	.000	0	0	.000	0	0	0-0	0	0	1	0	0.0
1999-00	27-2	567	46	121	.380	19	31	.613	60	18	81-0	14	14	10	137	5.1
2000-01	82-72	2685	211	581	.363	98	161	.609	245	132	269-8	83	74	53	623	7.6
TOTALS	110-74	3253	257	702	.366	117	192	.609	305	150	350-8	97	88	64	760	6.9

3FG: 96-97: 0-0 (.000); 99-00: 26-56 (.464); 00-01: 103-307 (.336); TOTALS: 129-363 (.355)

PLAYOFFS

	GP-GS	MIN	FGM	FGA	PCT	FTM	FTA	PCT	REB	AST	PF-DQ	ST	TO	BS	PTS	AVG
1999-00	10-0	157	10	27	.370	10	16	.625	10	8	27-1	7	6	4	35	3.5
2000-01	3-3	58	5	16	.313	0	0	.000	2	2	8-0	2	2	2	12	4.0
TOTALS	13-3	215	15	43	.349	10	16	.625	12	10	35-1	9	8	6	47	3.6

3FG: 99-00: 5-22 (.227); 00-01: 2-8 (.250); TOTALS: 7-30 (.233)

*Wore No. 3 in 1996-97 season

ERNEST BROWN	NO: 52	POS: Center
--------------	--------	-------------

Hgt: 7-0 **Wgt:** 244 **Born:** 5-17-79 **College:** Indian Hills JC
Acquired: Drafted in the second round (52nd overall) in 2000.
Departed: Waived on October 24, 2002.

	GP-GS	MIN	FGM	FGA	PCT	FTM	FTA	PCT	REB	AST	PF-DQ	ST	TO	BS	PTS	AVG
2001-02	3-0	21	1	6	.167	1	4	.250	6	0	4-0	0	3	1	3	1.0

3FG: 01-02: 0-0 (.000)

P.J. BROWN	NO: 42	POS: Forward
-------------------	---------------	---------------------

Hgt: 6-11 **Wgt:** 240 **Born:** 10-14-69 **College:** Louisiana Tech
Acquired: Signed as a free agent on July 18, 1996.
Departed: Traded along with Jamal Mashburn, Otis Thorpe, Rodney Buford and Tim James to Charlotte for Eddie Jones, Anthony Mason, Ricky Davis and Dale Ellis on August 1, 2000.

	GP-GS	MIN	FGM	FGA	PCT	FTM	FTA	PCT	REB	AST	PF-DQ	ST	TO	BS	PTS	AVG
1996-97	80-71	2592	300	656	.457	161	220	.732	670	92	283-7	85	113	98	761	9.5
1997-98	74-74	2362	278	590	.471	151	197	.767	635	103	264-9	66	97	98	707	9.6
1998-99	50-50	1611	229	477	.480	113	146	.774	346	66	166-2	46	69	48	571	11.4
1999-00	80-80	2302	322	671	.480	120	159	.755	600	145	264-4	65	100	61	764	9.6
TOTALS	284-275	8867	1129	2394	.472	545	722	.755	2251	406	977-22	262	379	305	2803	9.9

3FG: 96-97: 0-2 (.000); 97-98: 0-0 (.000); 98-99: 0-0 (.000); 99-00: 0-1 (.000); TOTALS: 0-3 (.000)

PLAYOFFS

	GP-GS	MIN	FGM	FGA	PCT	FTM	FTA	PCT	REB	AST	PF-DQ	ST	TO	BS	PTS	AVG
1996-97	15-15	451	42	103	.408	38	53	.717	129	10	40-0	9	16	20	122	8.1
1997-98	5-5	190	19	37	.514	8	22	.364	44	4	22-1	7	6	3	46	9.2
1998-99	5-5	144	21	45	.467	9	10	.900	31	5	17-0	2	3	2	51	10.2
1999-00	10-10	308	35	82	.427	5	6	.833	82	11	42-3	8	11	4	75	7.5
TOTALS	35-35	1093	117	267	.438	60	91	.659	286	30	121-4	26	36	29	294	8.4

3FG: 96-97: 0-0 (.000); 97-98: 0-0 (.000); 98-99: 0-1 (.000); 99-00: 0-0 (.000); TOTALS: 0-1 (.000)

RODNEY BUFORD	NO: 32	POS: Guard/Forward
----------------------	---------------	---------------------------

Hgt: 6-5 **Wgt:** 195 **Born:** 11-2-77 **College:** Creighton
Acquired: Drafted in the second round (53rd overall) in 1999.
Departed: Traded along with P.J. Brown, Jamal Mashburn, Otis Thorpe and Tim James to Charlotte for Eddie Jones, Anthony Mason, Ricky Davis and Dale Ellis on August 1, 2000.
Re-Acquired: Signed as a free agent on September 24, 2001.
Departed: Waived on October 25, 2001.

	GP-GS	MIN	FGM	FGA	PCT	FTM	FTA	PCT	REB	AST	PF-DQ	ST	TO	BS	PTS	AVG
1999-00	34-0	386	62	151	.411	16	22	.727	48	21	44-0	10	9	8	147	4.3

3FG: 99-00: 7-29 (.241)

PLAYOFFS

	GP-GS	MIN	FGM	FGA	PCT	FTM	FTA	PCT	REB	AST	PF-DQ	ST	TO	BS	PTS	AVG
1999-00	1-0	16	4	8	.500	2	2	1.000	1	1	3-0	0	0	0	11	11.0

3FG: 99-00: 1-2 (.500)

WILLIE BURTON	NO: 34	POS: Guard/Forward
----------------------	---------------	---------------------------

Hgt: 6-8 **Wgt:** 219 **Born:** 5-26-68 **College:** Minnesota
Acquired: Drafted in the first round (9th overall) in 1990.
Departed: Waived on November 3, 1994.

	GP-GS	MIN	FGM	FGA	PCT	FTM	FTA	PCT	REB	AST	PF-DQ	ST	TO	BS	PTS	AVG
1990-91	76-26	1928	341	773	.441	229	293	.782	262	107	275-6	72	144	24	915	12.0
1991-92	68-50	1585	280	622	.450	196	245	.800	244	123	186-2	46	119	37	762	11.2
1992-93	26-8	451	54	141	.383	91	127	.717	70	16	58-0	13	50	16	204	7.8
1993-94	53-1	97	124	283	.438	120	158	.759	136	39	96-0	18	54	20	371	7.0
TOTALS	223-85	4661	799	1819	.439	636	823	.773	712	285	615-8	149	367	97	2252	10.1

3FG: 90-91: 4-30 (.133); 91-92: 6-15 (.400); 92-93: 5-15 (.333); 93-94: 3-15 (.200); TOTALS: 18-75 (.240)

PLAYOFFS

	GP-GS	MIN	FGM	FGA	PCT	FTM	FTA	PCT	REB	AST	PF-DQ	ST	TO	BS	PTS	AVG
1993-94	2-0	11	1	4	.250	0	2	.000	0	0	3-0	0	1	0	2	1.0

3FG: 93-94: 0-2 (.000)

CARON BUTLER	NO: 4	POS: Forward
---------------------	--------------	---------------------

Hgt: 6-7 **Wgt:** 217 **Born:** 3-13-80 **College:** Connecticut
Acquired: Drafted in the first round (10th overall) in 2002.
Departed: Traded to the L.A. Lakers with Brian Grant, Lamar Odom and a future first-round pick in exchange for Shaquille O'Neal on July 14, 2004.

	GP-GS	MIN	FGM	FGA	PCT	FTM	FTA	PCT	REB	AST	PF-DQ	ST	TO	BS	PTS	AVG
2002-03	78-78	2858	429	1032	.416	309	375	.824	397	213	230-3	137	192	31	1201	15.4
2003-04	68-56	2030	240	631	.380	133	176	.756	326	126	162-0	75	91	13	623	9.2
TOTALS	146-134	4888	669	1663	.402	442	551	.802	723	339	392-3	212	283	44	1824	12.5

3FG: 02-03: 34-107 (.318); 03-04: 10-42 (.238); TOTALS: 44-149 (.295)

PLAYOFFS

	GP-GS	MIN	FGM	FGA	PCT	FTM	FTA	PCT	REB	AST	PF-DQ	ST	TO	BS	PTS	AVG
2003-04	13-13	511	59	153	.386	47	57	.825	110	31	45-0	28	23	7	167	12.8

3FG: 03-04: 2-11 (.182)

RASUAL BUTLER	NO: 45	POS: Forward
----------------------	---------------	---------------------

Hgt: 6-7 **Wgt:** 205 **Born:** 5-23-79 **College:** La Salle
Acquired: Drafted in the second round (53rd overall) in 2002...re-signed on July 28, 2004.
Departed: Traded to New Orleans on August 2, 2005 with Kirk Snyder in a five-team trade that brought Antoine Walker, James Posey, Jason Williams, Andre Emmett and the draft rights to Roberto Duenas to Miami; Curtis Borchardt, Qyntel Woods, the draft rights to Albert Miralles and a pair of second-round draft picks to Boston; Eddie Jones and Raul Lopez to Memphis and Greg Ostertag to Utah.

	GP-GS	MIN	FGM	FGA	PCT	FTM	FTA	PCT	REB	AST	PF-DQ	ST	TO	BS	PTS	AVG
2002-03	72-28	1514	207	572	.362	76	104	.731	186	93	105-0	21	77	43	540	7.5
2003-04	45-0	675	119	250	.476	16	21	.762	61	23	72-0	10	28	13	304	6.8
2004-05	65-15	1203	163	409	.399	37	48	.771	151	62	104-0	18	37	29	420	6.5
TOTALS	182-43	3392	489	1231	.397	129	173	.746	398	178	281-0	49	142	85	1264	6.9

3FG: 02-03: 50-171 (.292); 03-04: 50-108 (.463); 04-05: 57-153 (.373); TOTALS: 157-432 (.363)

PLAYOFFS

	GP-GS	MIN	FGM	FGA	PCT	FTM	FTA	PCT	REB	AST	PF-DQ	ST	TO	BS	PTS	AVG
2003-04	10-0	58	9	22	.409	0	0	.000	11	2	12-0	1	1	0	21	2.1
2004-05	12-1	182	22	59	.373	1	3	.333	18	7	21-0	1	2	1	56	4.7
TOTALS	22-1	240	31	81	.383	1	3	.333	29	9	33-0	2	3	1	77	3.5

3FG: 03-04: 3-9 (.333); 04-05: 11-30 (.367); TOTALS: 14-39 (.359)

ANTHONY CARTER	NO: 25	POS: Guard
-----------------------	---------------	-------------------

Hgt: 6-2 **Wgt:** 185 **Born:** 6-16-75 **College:** Hawaii
Acquired: Signed as a free agent on August 6, 1999...re-signed on August 1, 2000...re-signed on July 19, 2001.
Departed: Became an unrestricted free agent on July 1, 2003.

	GP-GS	MIN	FGM	FGA	PCT	FTM	FTA	PCT	REB	AST	PF-DQ	ST	TO	BS	PTS	AVG
1999-00	79-30	1859	201	509	.395	93	124	.750	199	378	167-0	93	173	5	498	6.3
2000-01	72-6	1630	195	480	.406	65	103	.631	180	268	154-1	73	119	10	461	6.4
2001-02	46-18	1050	89	260	.342	19	36	.528	117	214	85-2	50	72	3	198	4.3
2002-03	49-26	912	83	233	.356	33	50	.660	83	203	70-0	45	81	5	199	4.1
TOTALS	246-80	5451	568	1482	.383	210	313	.671	579	1063	476-3	261	445	23	1356	5.5

3FG: 99-00: 3-23 (.130); 00-01: 6-40 (.150); 01-02: 1-19 (.053); 02-03: 0-8 (.000); TOTALS: 10-90 (.111)

PLAYOFFS

	GP-GS	MIN	FGM	FGA	PCT	FTM	FTA	PCT	REB	AST	PF-DQ	ST	TO	BS	PTS	AVG
1999-00	10-3	275	32	77	.416	12	16	.750	40	56	23-0	12	24	2	77	7.7
2000-01	3-1	69	9	19	.474	0	0	.000	6	11	9-0	2	10	1	18	6.0
TOTALS	13-4	344	41	96	.427	12	16	.750	46	67	32-0	14	34	3	95	7.3

3FG: 99-00: 1-6 (.167); 00-01: 0-1 (.000); TOTALS: 1-7 (.143)

DUANE CAUSWELL**NO:** 4/31***POS:** Center**Hgt:** 7-0**Wgt:** 240**Born:** 5-31-68**College:** Temple**Acquired:** From Sacramento for center Matt Fish, guard Gary Grant, and a 1999 second-round draft pick on August 2, 1997...re-signed by HEAT on September 14, 2000.**Departed:** Became an unrestricted free agent on July 1, 2001.

	GP-GS	MIN	FGM	FGA	PCT	FTM	FTA	PCT	REB	AST	PF-DQ	ST	TO	BS	PTS	AVG
1997-98	37-2	363	37	89	.416	15	26	.577	99	5	73-0	7	18	27	89	2.4
1998-99	19-1	137	20	35	.571	4	12	.333	35	2	32-1	0	18	11	44	2.3
1999-00	25-2	185	20	37	.541	26	38	.684	47	2	42-0	2	10	16	66	2.6
2000-01	31-14	384	32	85	.376	12	25	.480	83	5	67-0	8	23	18	76	2.5
TOTALS	112-19	1069	109	246	.443	57	101	.564	264	13	214-1	17	69	72	275	2.5

3FG: 97-98: 0-0 (.000); 98-99: 0-0 (.000); 99-00: 0-0 (.000); 00-01: 0-0 (.000); TOTALS: 0-0 (.000)

PLAYOFFS

	GP-GS	MIN	FGM	FGA	PCT	FTM	FTA	PCT	REB	AST	PF-DQ	ST	TO	BS	PTS	AVG
1997-98	1-1	5	0	0	.000	0	0	.000	2	0	0-0	0	1	0	0	0.0
1998-99	4-0	20	1	2	.500	4	6	.667	2	1	2-0	1	0	0	6	1.5
1999-00	0-0	0	0	0	.000	0	0	.000	0	0	0-0	0	0	0	0	0.0
2000-01	1-0	5	0	1	.000	0	0	.000	3	0	1-0	0	0	0	0	0.0
TOTALS	6-1	30	1	3	.333	4	6	.667	7	1	3-0	1	1	0	6	1.0

3FG: 97-98: 0-0 (.000); 98-99: 0-0 (.000); 99-00: 0-0 (.000); 00-01: 0-0 (.000); TOTALS: 0-0 (.000)

*Wore No. 31 in 1997-98 season

CEDRIC CEBALLOS**NO:** 23**POS:** Forward**Hgt:** 6-7**Wgt:** 220**Born:** 8-2-69**College:** Cal State Fullerton**Acquired:** From Detroit for a conditional second-round draft pick on November 26, 2000.**Departed:** Became an unrestricted free agent on July 1, 2001.

	GP-GS	MIN	FGM	FGA	PCT	FTM	FTA	PCT	REB	AST	PF-DQ	ST	TO	BS	PTS	AVG
2000-01	27-0	393	73	158	.462	29	33	.879	80	13	42-0	10	23	4	186	6.9

3FG: 00-01: 11-33 (.333)

PLAYOFFS

	GP-GS	MIN	FGM	FGA	PCT	FTM	FTA	PCT	REB	AST	PF-DQ	ST	TO	BS	PTS	AVG
2000-01	3-0	15	2	7	.286	1	2	.500	6	1	3-0	0	1	0	5	1.7

3FG: 00-01: 0-0 (.000)

MARIO CHALMERS**NO.** 15/6***POS:** Guard**Hgt:** 6-2**Wgt:** 190**Born:** 5-19-86**College:** Kansas**Acquired:** From Minnesota in exchange for two 2009 second-round draft picks and cash considerations on June 26, 2008...re-signed by the HEAT on December 9, 2011.

	GP-GS	MIN	FGM	FGA	PCT	FTM	FTA	PCT	REB	AST	PF-DQ	ST	TO	BS	PTS	AVG
2008-09	82-82	2626	278	662	.420	148	193	.767	228	403	240-6	160	165	8	818	10.0
2009-10	73-22	1807	182	454	.401	82	110	.745	135	246	175-1	91	123	12	521	7.1
2010-11	70-28	1579	155	388	.399	54	62	.871	146	177	158-1	76	91	7	447	6.4
2011-12	64-64	1825	223	498	.448	80	101	.792	171	222	166-0	97	142	11	627	9.8
2012-13	77-77	2068	227	529	.429	89	112	.795	171	273	196-2	118	119	12	666	8.6
TOTALS	366-273	9905	1065	2531	.421	453	578	.784	851	1321	935-10	542	640	50	3079	8.4

3FG: 08-09: 114-311 (.367); 09-10: 75-236 (.318); 10-11: 83-231 (.359); 11-12: 101-260 (.388); 12-13: 123-301 (.409); TOTALS: 496-1339 (.370)

PLAYOFFS

	GP-GS	MIN	FGM	FGA	PCT	FTM	FTA	PCT	REB	AST	PF-DQ	ST	TO	BS	PTS	AVG
2008-09	7-7	231	20	50	.400	5	7	.714	19	31	21-0	20	17	1	51	7.3
2009-10	5-0	131	18	40	.450	11	13	.846	9	13	18-1	3	12	0	54	10.8
2010-11	21-1	511	54	124	.435	23	32	.719	40	44	48-0	27	28	1	163	7.8
2011-12	23-23	819	92	208	.442	43	60	.717	84	90	69-0	28	42	6	260	11.3
2012-13	23-23	650	76	183	.415	40	53	.755	53	71	70-0	21	38	1	216	9.4
TOTALS	79-54	2342	260	605	.430	122	165	.739	205	249	226-1	99	137	9	744	9.4

3FG: 08-09: 6-21 (.286); 09-10: 7-20 (.350); 10-11: 32-84 (.381); 11-12: 33-92 (.359); 12-13: 24-68 (.353); TOTALS: 102-285 (.358)

*Wore No. 6 in the 2008-09 and 2009-10 seasons

REX CHAPMAN	NO: 7	POS: Guard
-------------	-------	------------

Hgt: 6-4 **Wgt:** 188 **Born:** 10-5-67 **College:** Kentucky
Acquired: From Washington along with the rights to Terrence Rencher in exchange for the rights to Jeff Webster and Ed Stokes on June 28, 1995.
Departed: Rights renounced on July 17, 1996.

	GP-GS	MIN	FGM	FGA	PCT	FTM	FTA	PCT	REB	AST	PF-DQ	ST	TO	BS	PTS	AVG
1995-96	56-50	1865	289	679	.426	83	113	.735	145	166	117-0	45	79	10	786	14.0
3FG: 95-96: 125-337 (.371)																

PLAYOFFS

	GP-GS	MIN	FGM	FGA	PCT	FTM	FTA	PCT	REB	AST	PF-DQ	ST	TO	BS	PTS	AVG
1995-96	3-3	88	12	28	.429	0	0	.000	6	5	6-0	3	1	0	27	9.0
3FG: 95-96: 3-13 (.231)																

NORRIS COLE	NO: 30	POS: Guard
-------------	--------	------------

Hgt: 6-2 **Wgt:** 175 **Born:** 10-13-88 **College:** Cleveland State
Acquired: From Minnesota in exchange for the draft rights to Bogan Bogdanovic, a future 2014 second-round draft pick and cash considerations on June 23, 2011.

	GP-GS	MIN	FGM	FGA	PCT	FTM	FTA	PCT	REB	AST	PF-DQ	ST	TO	BS	PTS	AVG
2011-12	65-2	1260	177	450	.393	66	85	.776	91	133	124-0	44	105	2	441	6.8
2012-13	80-4	1590	179	425	.421	52	80	.650	130	164	155-0	57	104	7	445	5.6
TOTALS	145-6	2850	356	875	.407	118	165	.715	221	297	279-0	101	209	9	886	6.1

3FG: 11-12: 21-76 (.276); 12-13: 35-98 (.357); TOTALS: 56-174 (.322)

PLAYOFFS

	GP-GS	MIN	FGM	FGA	PCT	FTM	FTA	PCT	REB	AST	PF-DQ	ST	TO	BS	PTS	AVG
2011-12	19-0	170	12	37	.324	7	9	.778	10	12	24-0	7	5	0	34	1.8
2012-13	21-0	418	49	102	.480	14	19	.737	39	42	40-0	15	23	2	129	6.1
TOTALS	40-0	588	61	139	.439	21	28	.750	49	54	64-0	22	28	2	163	4.1

3FG: 11-12: 3-12 (.250); 12-13: 17-32 (.531); TOTALS: 20-44 (.455)

BIMBO COLES	NO: 12	POS: Guard
-------------	--------	------------

Hgt: 6-2 **Wgt:** 186 **Born:** 4-22-68 **College:** Virginia Tech
Acquired: From Sacramento in exchange for Rory Sparrow on June 27, 1990.
Departed: Traded to Golden State along with Kevin Willis in exchange for Tim Hardaway and Chris Gatling on February 22, 1996.
Re-Acquired: Signed as a free agent on September 23, 2003.
Departed: Became an unrestricted free agent on July 1, 2004.

	GP-GS	MIN	FGM	FGA	PCT	FTM	FTA	PCT	REB	AST	PF-DQ	ST	TO	BS	PTS	AVG
1990-91	82-9	1355	162	393	.412	71	95	.747	153	232	149-0	65	98	12	401	4.9
1991-92	81-28	1976	295	649	.455	216	262	.824	189	366	151-3	73	167	13	816	10.1
1992-93	81-37	2232	318	686	.464	177	220	.805	166	373	199-4	80	108	11	855	10.6
1993-94	76-4	1726	233	519	.449	102	131	.779	159	263	132-0	75	107	12	588	7.7
1994-95	68-65	2207	261	607	.430	141	174	.810	191	416	185-1	99	156	13	679	10.0
1995-96	52-52	1882	231	559	.413	139	173	.803	201	296	175-3	63	123	12	664	12.8
2003-04	22-1	170	12	34	.353	4	6	.667	10	15	27-0	3	9	0	28	1.3
TOTALS	462-196	11548	1512	3447	.439	850	1061	.801	1069	1961	1018-11	458	768	73	4031	8.7

3FG: 90-91: 6-34 (.176); 91-92: 10-52 (.192); 92-93: 42-137 (.307); 93-94: 20-99 (.202); 94-95: 16-76 (.211); 95-96: 88-254 (.346); 03-04: 0-0 (.000); TOTALS: 157-570 (.275)

PLAYOFFS

	GP-GS	MIN	FGM	FGA	PCT	FTM	FTA	PCT	REB	AST	PF-DQ	ST	TO	BS	PTS	AVG
1991-92	3-0	45	7	10	.700	8	10	.800	7	6	5-0	3	5	0	23	7.7
1993-94	5-0	140	25	47	.532	18	23	.783	14	17	15-0	7	11	1	69	13.8
TOTALS	8-0	185	32	57	.561	26	33	.788	21	23	20-0	10	16	1	92	11.5

3FG: 91-92: 1-1 (1.000); 93-94: 1-4 (.250); TOTALS: 2-5 (.400)

MARTY CONLON	NO: 40	POS: Center
---------------------	---------------	--------------------

Hgt: 6-11 **Wgt:** 235 **Born:** 1-19-68 **College:** Providence
Acquired: Signed for the remainder of the season on February 20, 1998...re-signed on January 22, 1999.
Departed: Became an unrestricted free agent on July 1, 1999.

	GP-GS	MIN	FGM	FGA	PCT	FTM	FTA	PCT	REB	AST	PF-DQ	ST	TO	BS	PTS	AVG
1997-98	18-0	209	28	62	.452	32	44	.727	46	12	27-0	9	11	5	88	4.9
1998-99	7-0	35	3	13	.231	2	2	1.000	5	1	6-0	0	3	1	8	1.1
TOTALS	25-0	244	31	75	.413	34	46	.739	51	13	33-0	9	14	6	96	3.8

3FG: 97-98: 0-0 (.000); 98-99: 0-0 (.000); TOTALS: 0-0 (.000)

PLAYOFFS

	GP-GS	MIN	FGM	FGA	PCT	FTM	FTA	PCT	REB	AST	PF-DQ	ST	TO	BS	PTS	AVG
1997-98	3-0	46	3	7	.429	1	2	.500	4	3	7-0	1	6	1	7	2.3

3FG: 97-98: 0-0 (.000)

DAEQUAN COOK	NO: 14	POS: Guard
---------------------	---------------	-------------------

Hgt: 6-5 **Wgt:** 210 **Born:** 4-28-87 **College:** Ohio State
Acquired: From Philadelphia along with a 2009 second-round draft choice and cash considerations in exchange for the draft rights to Jason Smith on June 28, 2007.
Departed: Traded along with the HEAT's 2010 first-round draft pick to Oklahoma City in exchange for a second-round draft pick in the 2010 NBA Draft on June 23, 2010.

	GP-GS	MIN	FGM	FGA	PCT	FTM	FTA	PCT	REB	AST	PF-DQ	ST	TO	BS	PTS	AVG
2007-08	59-19	1441	196	514	.381	47	57	.825	177	75	157-4	23	63	9	518	8.8
2008-09	75-4	1833	242	645	.375	49	56	.875	189	71	125-1	39	42	10	686	9.1
2009-10	45-3	691	81	253	.320	21	25	.840	82	43	50-0	14	24	10	223	5.0
TOTALS	179-26	3965	519	1412	.368	117	138	.848	448	189	332-5	76	129	29	1427	8.0

3FG: 07-08: 79-238 (.332); 08-09: 153-395 (.387); 09-10: 40-126 (.317); TOTALS: 272-759 (.358)

PLAYOFFS

	GP-GS	MIN	FGM	FGA	PCT	FTM	FTA	PCT	REB	AST	PF-DQ	ST	TO	BS	PTS	AVG
2008-09	7-0	161	13	42	.310	2	2	1.000	17	4	18-0	2	6	0	37	5.3

3FG: 08-09: 9-30 (.300)

TYRONE CORBIN	NO: 23	POS: Forward
----------------------	---------------	---------------------

Hgt: 6-6 **Wgt:** 225 **Born:** 12-31-62 **College:** DePaul
Acquired: From Sacramento with Walt Williams in exchange for Billy Owens and Kevin Gamble on February 22, 1996.
Departed: Rights renounced on July 17, 1996.

	GP-GS	MIN	FGM	FGA	PCT	FTM	FTA	PCT	REB	AST	PF-DQ	ST	TO	BS	PTS	AVG
1995-96	22-0	354	38	92	.413	23	28	.821	65	23	51-0	16	17	3	101	4.6

3FG: 95-96: 2-6 (.333)

PLAYOFFS

	GP-GS	MIN	FGM	FGA	PCT	FTM	FTA	PCT	REB	AST	PF-DQ	ST	TO	BS	PTS	AVG
1995-96	2-0	34	1	5	.200	3	4	.750	7	1	3-0	2	1	0	5	2.5

3FG: 95-96: 0-0 (.000)

JOHN CROTTY	NO: 11	POS: Guard
--------------------	---------------	-------------------

Hgt: 6-1 **Wgt:** 185 **Born:** 7-15-69 **College:** Virginia
Acquired: Signed a 10-day contract on January 6, 1997...signed a second 10-day contract on January 16, 1997...signed for remainder of season on January 25, 1997.
Departed: Became an unrestricted free agent on July 1, 1997.

	GP-GS	MIN	FGM	FGA	PCT	FTM	FTA	PCT	REB	AST	PF-DQ	ST	TO	BS	PTS	AVG
1996-97	48-0	659	79	154	.513	54	64	.844	47	102	79-0	18	42	0	232	4.8

3FG: 96-97: 20-49 (.408)

PLAYOFFS

	GP-GS	MIN	FGM	FGA	PCT	FTM	FTA	PCT	REB	AST	PF-DQ	ST	TO	BS	PTS	AVG
1996-97	15-0	125	13	33	.394	6	7	.857	11	11	15-0	4	14	0	37	2.5

3FG: 96-97: 5-12 (.417)

PAT CUMMINGS	NO: 42	POS: Forward/Center
---------------------	---------------	----------------------------

Hgt: 6-9 **Wgt:** 250 **Born:** 7-11-56 **College:** Cincinnati
Acquired: Signed as a free agent on August 29, 1988.
Departed: Waived on March 1, 1990.

	GP-GS	MIN	FGM	FGA	PCT	FTM	FTA	PCT	REB	AST	PF-DQ	ST	TO	BS	PTS	AVG
1988-89	53-28	1096	197	394	.500	72	97	.742	281	47	160-3	29	111	18	466	8.8
1989-90	37-1	391	77	159	.484	21	37	.568	93	13	60-1	12	32	4	175	4.7
TOTALS	90-29	1487	274	553	.495	93	134	.694	374	60	220-4	41	143	22	641	5.8

3FG: 88-89: 0-2 (.000); 89-90: 0-0 (.000); TOTALS: 0-2 (.000)

EDDY CURRY	NO: 34	POS: Center
-------------------	---------------	--------------------

Hgt: 7-0 **Wgt:** 295 **Born:** 12-5-82 **High School:** Thornwood (IL)
Acquired: Signed as a free agent on December 10, 2011.
Departed: Became an unrestricted free agent on July 1, 2012.

	GP-GS	MIN	FGM	FGA	PCT	FTM	FTA	PCT	REB	AST	PF-DQ	ST	TO	BS	PTS	AVG
2011-12	14-1	83	12	26	.462	6	8	.750	12	1	17-0	0	10	2	30	2.1

3FG: 11-12: 0-0 (.000)

ERICK DAMPIER	NO: 25	POS: Center
----------------------	---------------	--------------------

Hgt: 6-11 **Wgt:** 270 **Born:** 7-14-75 **College:** Mississippi State
Acquired: Signed as a free agent on November 23, 2010.
Departed: Became an unrestricted free agent on July 1, 2011.

	GP-GS	MIN	FGM	FGA	PCT	FTM	FTA	PCT	REB	AST	PF-DQ	ST	TO	BS	PTS	AVG
2010-11	51-22	815	52	89	.584	24	44	.545	177	22	82-0	14	32	47	128	2.5

3FG: 10-11: 0-1 (.000)

SASHA DANILOVIC	NO: 5	POS: Guard
------------------------	--------------	-------------------

Hgt: 6-7 **Wgt:** 210 **Born:** 2-26-70 **Country:** Serbia
Acquired: Rights traded along with Billy Owens in exchange for Rony Seikaly on November 2, 1994...signed on June 15, 1995.
Departed: Traded to Dallas with Martin Muursepp and Kurt Thomas for Jamal Mashburn on February 14, 1997.

	GP-GS	MIN	FGM	FGA	PCT	FTM	FTA	PCT	REB	AST	PF-DQ	ST	TO	BS	PTS	AVG
1995-96	19-18	542	83	184	.451	55	72	.764	46	47	49-0	15	37	3	255	13.4
1996-97	43-33	1351	175	396	.442	73	94	.777	102	77	123-2	39	94	8	486	11.3
TOTALS	62-51	1893	258	580	.447	128	166	.771	148	124	172-2	54	131	11	741	12.4

3FG: 95-96: 34-78 (.436); 96-97: 63-176 (.358); TOTALS: 97-254 (.382)

PLAYOFFS

	GP-GS	MIN	FGM	FGA	PCT	FTM	FTA	PCT	REB	AST	PF-DQ	ST	TO	BS	PTS	AVG
1995-96	3-0	60	9	18	.500	3	3	1.000	1	4	8-0	1	3	0	25	8.3

3FG: 95-96: 4-10 (.400)

MARK DAVIS	NO: 7	POS: Guard/Forward
-------------------	--------------	---------------------------

Hgt: 6-7 **Wgt:** 205 **Born:** 4-26-73 **College:** Texas Tech
Acquired: Signed as a free agent on January 28, 1999.
Departed: Waived on February 19, 1999.
Re-Acquired: Signed as a free agent on August 6, 1999.
Departed: Waived on September 29, 1999.

	GP-GS	MIN	FGM	FGA	PCT	FTM	FTA	PCT	REB	AST	PF-DQ	ST	TO	BS	PTS	AVG
1998-99	4-1	35	2	6	.333	5	6	.833	7	1	12-1	1	7	0	9	2.3

3FG: 98-99: 0-0 (.000)

RICKY DAVIS	NO: 31/21*	POS: Guard
--------------------	-------------------	-------------------

Hgt: 6-6 **Wgt:** 195 **Born:** 9-23-79 **College:** Iowa
Acquired: From Charlotte along with Eddie Jones, Anthony Mason and Dale Ellis in exchange for P.J. Brown, Jamal Mashburn, Otis Thorpe, Tim James and Rodney Buford on August 1, 2000.
Departed: Traded to Cleveland on August 26, 2001 in a three-team deal that brought Chris Gatling to Miami and also sent Brian Skinner to Cleveland and Don MacLean to Toronto.
Re-Acquired: From Minnesota along with Mark Blount in exchange for Antoine Walker, Michael Doleac, Wayne Simien and a conditional first-round draft choice on October 24, 2007.
Departed: Became an unrestricted free agent on July 1, 2008.

	GP-GS	MIN	FGM	FGA	PCT	FTM	FTA	PCT	REB	AST	PF-DQ	ST	TO	BS	PTS	AVG
2000-01	7-0	70	12	29	.414	7	8	.875	7	11	7-0	5	5	2	32	4.6
2007-08	82-47	2963	420	971	.433	155	197	.787	353	276	187-1	87	191	14	1130	13.8
TOTALS	89-47	3033	432	1000	.432	162	205	.790	360	287	194-1	92	196	16	1162	13.1

3FG: 00-01: 1-1 (.000); 07-08: 135-333 (.405); TOTALS: 136-334 (.407)

*Wore No. 21 in 2000-01 season

TERRY DAVIS	NO: 44	POS: Forward
--------------------	---------------	---------------------

Hgt: 6-10 **Wgt:** 236 **Born:** 6-17-67 **College:** Virginia Union
Acquired: Signed as a free agent on September 28, 1989.
Departed: Relinquished right of first refusal on July 1, 1991.

	GP-GS	MIN	FGM	FGA	PCT	FTM	FTA	PCT	REB	AST	PF-DQ	ST	TO	BS	PTS	AVG
1989-90	63-9	884	122	262	.466	54	87	.621	229	25	171-2	25	68	28	298	4.7
1990-91	55-17	996	115	236	.487	69	124	.556	266	39	129-2	18	36	28	300	5.5
TOTALS	118-26	1880	237	498	.475	123	211	.583	495	64	300-4	43	104	56	598	5.1

3FG: 89-90: 0-1 (.000); 90-91: 1-2 (.500); TOTALS: 1-3 (.333)

TODD DAY	NO: 11	POS: Guard/Forward
-----------------	---------------	---------------------------

Hgt: 6-6 **Wgt:** 188 **Born:** 1-7-70 **College:** Arkansas
Acquired: Signed as a free agent on September 17, 1997.
Departed: Waived on November 22, 1997.

	GP-GS	MIN	FGM	FGA	PCT	FTM	FTA	PCT	REB	AST	PF-DQ	ST	TO	BS	PTS	AVG
1997-98	5-0	69	11	31	.355	6	9	.667	6	7	10-0	7	3	0	30	6.0

3FG: 97-98: 2-12 (.167)

YAKHOUBA DIAWARA	NO. 9	POS: Forward/Guard
-------------------------	--------------	---------------------------

Hgt: 6-7 **Wgt:** 225 **Born:** 8-29-82 **College:** Pepperdine
Acquired: Signed as a free agent on August 7, 2008.
Departed: Became an unrestricted free agent on July 1, 2010.

	GP-GS	MIN	FGM	FGA	PCT	FTM	FTA	PCT	REB	AST	PF-DQ	ST	TO	BS	PTS	AVG
2008-09	63-21	851	76	217	.350	10	19	.526	82	27	75-0	13	16	6	213	3.4
2009-10	6-2	44	2	10	.200	0	0	.000	4	3	8-0	1	3	0	5	0.8
TOTALS	69-23	895	78	227	.344	10	19	.526	86	30	83-0	14	19	6	218	3.2

3FG: 08-09: 51-163 (.313); 09-10: 1-6 (.167); TOTALS: 52-169 (.308)

PLAYOFFS

	GP-GS	MIN	FGM	FGA	PCT	FTM	FTA	PCT	REB	AST	PF-DQ	ST	TO	BS	PTS	AVG
2008-09	5-0	21	1	3	.333	0	2	.000	5	0	2-0	1	0	0	2	0.4

3FG: 08-09: 0-1 (.000)

MICHAEL DOLEAC	NO: 51	POS: Center
-----------------------	---------------	--------------------

Hgt: 6-11 **Wgt:** 262 **Born:** 6-15-77 **College:** Utah
Acquired: Signed as a free agent on July 15, 2004.
Departed: Traded to Minnesota along with Antoine Walker, Wayne Simien and a conditional first-round draft choice for Ricky Davis and Mark Blount on October 24, 2007.

	GP-GS	MIN	FGM	FGA	PCT	FTM	FTA	PCT	REB	AST	PF-DQ	ST	TO	BS	PTS	AVG
2004-05	80-8	1175	148	331	.447	25	41	.610	259	47	160-0	23	36	22	321	4.0
2005-06	31-3	371	37	88	.420	24	30	.800	85	8	45-0	10	14	7	98	3.2
2006-07	56-0	698	82	175	.469	36	41	.878	155	22	96-0	18	30	15	200	3.6
TOTALS	167-11	2244	267	594	.449	85	112	.759	499	77	301-0	51	80	44	619	3.7

3FG: 04-05: 0-2 (.000); 05-06: 0-0 (.000); 06-07: 0-1 (.000); TOTALS: 0-3 (.000)

PLAYOFFS

	GP-GS	MIN	FGM	FGA	PCT	FTM	FTA	PCT	REB	AST	PF-DQ	ST	TO	BS	PTS	AVG
2004-05	9-0	65	7	16	.438	2	2	1.000	14	0	13-0	1	3	1	16	1.8
2005-06	8-0	72	7	13	.538	2	2	1.000	22	0	12-0	1	3	0	16	2.0
2006-07	1-0	1	0	0	.000	0	0	.000	0	0	0-0	0	0	0	0	0.0
TOTALS	18-0	138	14	29	.483	4	4	1.000	36	0	25-0	2	6	1	32	1.8

3FG: 04-05: 0-0 (.000); 05-06: 0-0 (.000); 06-07: 0-0 (.000); TOTALS: 0-0 (.000)

KEYON DOOLING	NO: 5	POS: Guard
----------------------	--------------	-------------------

Hgt: 6-3 **Wgt:** 195 **Born:** 5-8-80 **College:** Missouri
Acquired: Signed as a free agent on July 22, 2004.
Departed: Became an unrestricted free agent on July 1, 2005.

	GP-GS	MIN	FGM	FGA	PCT	FTM	FTA	PCT	REB	AST	PF-DQ	ST	TO	BS	PTS	AVG
2004-05	74-0	1184	139	345	.403	85	109	.780	90	132	120-0	39	65	11	382	5.2

3FG: 04-05: 19-75 (.253)

PLAYOFFS

	GP-GS	MIN	FGM	FGA	PCT	FTM	FTA	PCT	REB	AST	PF-DQ	ST	TO	BS	PTS	AVG
2004-05	15-0	264	43	87	.494	17	21	.810	16	25	34-0	6	14	1	110	7.3

3FG: 04-05: 7-19 (.368)

SHERMAN DOUGLAS	NO: 11	POS: Guard
------------------------	---------------	-------------------

Hgt: 6-1 **Wgt:** 180 **Born:** 9-15-66 **College:** Syracuse
Acquired: Drafted in the second round (28th overall) in 1989.
Departed: Traded to Boston in exchange for Brian Shaw on January 10, 1992.

	GP-GS	MIN	FGM	FGA	PCT	FTM	FTA	PCT	REB	AST	PF-DQ	ST	TO	BS	PTS	AVG
1989-90	81-66	2470	463	938	.494	224	326	.687	206	619	187-0	145	246	10	1155	14.3
1990-91	73-73	2562	532	1055	.504	284	414	.686	209	624	178-2	121	270	5	1352	18.5
1991-92	5-2	98	16	31	.516	5	7	.714	6	19	10-0	4	8	0	37	7.4
TOTALS	159-141	5130	1011	2024	.500	513	747	.687	421	1262	375-2	270	524	15	2544	16.0

3FG: 89-90: 5-31 (.161); 90-91: 4-31 (.129); 91-92: 0-1 (.000); TOTALS: 9-63 (.143)

LEDELL EACKLES	NO: 21	POS: Guard
-----------------------	---------------	-------------------

Hgt: 6-5 **Wgt:** 231 **Born:** 11-24-66 **College:** New Orleans
Acquired: Signed as a free agent on October 6, 1994.
Departed: Became an unrestricted free agent on July 1, 1995.

	GP-GS	MIN	FGM	FGA	PCT	FTM	FTA	PCT	REB	AST	PF-DQ	ST	TO	BS	PTS	AVG
1994-95	54-6	898	143	326	.439	91	126	.722	95	72	88-0	19	53	2	395	7.3

3FG: 94-95: 18-41 (.439)

BLUE EDWARDS	NO: 32	POS: Guard/Forward
---------------------	---------------	---------------------------

Hgt: 6-4 **Wgt:** 229 **Born:** 10-31-65 **College:** East Carolina
Acquired: Signed as a free agent on February 14, 1999.
Departed: Became an unrestricted free agent on July 1, 1999.

	GP-GS	MIN	FGM	FGA	PCT	FTM	FTA	PCT	REB	AST	PF-DQ	ST	TO	BS	PTS	AVG
1998-99	24-0	283	32	72	.444	9	13	.692	33	30	23-0	17	21	5	77	3.2

3FG: 98-99: 4-10 (.400)

KEVIN EDWARDS	NO: 21	POS: Guard
----------------------	---------------	-------------------

Hgt: 6-3 **Wgt:** 197 **Born:** 10-30-65 **College:** DePaul
Acquired: Drafted in the first round (20th overall) in 1988.
Departed: Became an unrestricted free agent on July 1, 1993.

	GP-GS	MIN	FGM	FGA	PCT	FTM	FTA	PCT	REB	AST	PF-DQ	ST	TO	BS	PTS	AVG
1988-89	79-62	2349	470	1105	.425	144	193	.746	262	349	154-0	139	246	27	1094	13.8
1989-90	78-54	2211	395	959	.412	139	183	.760	282	252	149-1	125	180	33	938	12.0
1990-91	79-16	2000	380	927	.410	171	213	.803	205	240	151-2	129	163	46	955	12.1
1991-92	81-1	1840	325	716	.454	162	191	.848	211	170	138-1	99	120	20	819	10.1
1992-93	40-30	1134	216	462	.468	119	141	.844	121	120	69-0	68	75	12	556	13.9
TOTALS	357-163	9534	1786	4169	.428	735	921	.798	1081	1131	661-4	560	784	138	4362	12.2

3FG: 88-89: 10-37 (.270); 89-90: 9-30 (.300); 90-91: 24-84 (.286); 91-92: 7-32 (.219); 92-93: 5-17 (.294); TOTALS: 55-200 (.275)

PLAYOFFS

	GP-GS	MIN	FGM	FGA	PCT	FTM	FTA	PCT	REB	AST	PF-DQ	ST	TO	BS	PTS	AVG
1991-92	3-0	55	5	13	.385	5	8	.625	7	7	3-0	2	5	0	15	5.0

3FG: 91-92: 0-0 (.000)

LaPHONSO ELLIS	NO: 3	POS: Forward
-----------------------	--------------	---------------------

Hgt: 6-8 **Wgt:** 240 **Born:** 5-5-70 **College:** Notre Dame
Acquired: Signed as a free agent on July 28, 2001.
Departed: Waived on June 30, 2003.

	GP-GS	MIN	FGM	FGA	PCT	FTM	FTA	PCT	REB	AST	PF-DQ	ST	TO	BS	PTS	AVG
2001-02	66-14	1684	189	452	.418	53	84	.631	287	56	196-4	30	73	37	469	7.1
2002-03	55-3	784	100	262	.382	50	66	.758	157	15	88-0	15	31	15	277	5.0
TOTALS	121-17	2468	289	714	.405	103	150	.687	444	71	284-4	45	104	52	746	6.2

3FG: 01-02: 38-124 (.306); 02-03: 27-107 (.252); TOTALS: 65-231 (.281)

LeRON ELLIS	NO: 28	POS: Forward/Center
--------------------	---------------	----------------------------

Hgt: 6-10 **Wgt:** 240 **Born:** 4-28-69 **College:** Syracuse
Acquired: From Charlotte along with Alonzo Mourning and Pete Myers in exchange for Glen Rice, Matt Geiger, Khalid Reeves and a first-round draft pick on November 3, 1995.
Departed: Waived on December 27, 1995.

	GP-GS	MIN	FGM	FGA	PCT	FTM	FTA	PCT	REB	AST	PF-DQ	ST	TO	BS	PTS	AVG
1995-96	12-1	74	5	22	.227	3	6	.500	8	4	11-0	2	3	3	13	1.1

3FG: 95-96: 0-0 (.000)

MATT FISH	NO: 22	POS: Center
------------------	---------------	--------------------

Hgt: 6-11 **Wgt:** 235 **Born:** 11-18-69 **College:** UNC-Wilmington
Acquired: Signed a 10-day contract on February 24, 1997...signed a second 10-day contract on March 6, 1997...signed for the remainder of the season on March 15, 1997...re-signed on August 11, 1997.
Departed: Traded to Sacramento with Gary Grant and a conditional 1999 second-round pick for Duane Causwell on August 12, 1997.

	GP-GS	MIN	FGM	FGA	PCT	FTM	FTA	PCT	REB	AST	PF-DQ	ST	TO	BS	PTS	AVG
1996-97	1-0	1	0	0	.000	0	0	.000	0	0	0-0	0	0	0	0	0.0

3FG: 96-97: 0-0 (.000)

GERALD FITCH	NO: 4	POS: Guard
---------------------	--------------	-------------------

Hgt: 6-3 **Wgt:** 188 **Born:** 8-12-82 **College:** Kentucky
Acquired: Signed as a free agent on August 12, 2005.
Departed: Waived on October 31, 2005.
Re-Acquired: Signed as a free agent on November 18, 2005.
Departed: Traded to Houston for Derek Anderson on February 23, 2006.

	GP-GS	MIN	FGM	FGA	PCT	FTM	FTA	PCT	REB	AST	PF-DQ	ST	TO	BS	PTS	AVG
2005-06	18-1	239	30	89	.337	17	23	.739	30	33	28-0	7	15	5	84	4.7

3FG: 05-06: 7-26 (.269)

TELLIS FRANK					NO: 32					POS: Forward				
--------------	--	--	--	--	--------	--	--	--	--	--------------	--	--	--	--

Hgt: 6-10 **Wgt:** 240 **Born:** 4-26-65 **College:** Western Kentucky
Acquired: From Golden State in exchange for a 1990 second-round draft pick on October 2, 1989.
Departed: Relinquished right-of-first-refusal on July 1, 1990.

	GP-GS	MIN	FGM	FGA	PCT	FTM	FTA	PCT	REB	AST	PF-DQ	ST	TO	BS	PTS	AVG
1989-90	77-39	1762	278	607	.458	179	234	.765	85	85	282-6	51	134	27	735	9.5

3FG: 89-90: 0-0 (.000)

TODD FULLER					NO: 35					POS: Center				
-------------	--	--	--	--	--------	--	--	--	--	-------------	--	--	--	--

Hgt: 6-11 **Wgt:** 255 **Born:** 7-25-74 **College:** North Carolina State
Acquired: Signed as a free agent on September 13, 2000.
Departed: Became an unrestricted free agent on July 1, 2001.

	GP-GS	MIN	FGM	FGA	PCT	FTM	FTA	PCT	REB	AST	PF-DQ	ST	TO	BS	PTS	AVG
2000-01	10-0	77	10	35	.286	8	8	1.000	18	1	10-0	3	3	2	28	2.8

3FG: 00-01: 0-0 (.000)

KEVIN GAMBLE					NO: 35					POS: Forward/Guard				
--------------	--	--	--	--	--------	--	--	--	--	--------------------	--	--	--	--

Hgt: 6-6 **Wgt:** 225 **Born:** 11-13-65 **College:** Iowa
Acquired: Signed as a free agent on October 7, 1994.
Departed: Traded to Sacramento with Billy Owens in exchange for Walt Williams and Tyrone Corbin on February 22, 1996.

	GP-GS	MIN	FGM	FGA	PCT	FTM	FTA	PCT	REB	AST	PF-DQ	ST	TO	BS	PTS	AVG
1994-95	77-0	1223	220	450	.489	87	111	.784	122	119	130-0	52	49	10	566	7.4
1995-96	44-13	1033	117	297	.394	33	38	.868	86	82	119-2	31	32	5	305	6.9
TOTALS	121-13	2256	337	747	.451	120	149	.805	208	201	249-2	83	81	15	871	7.2

3FG: 94-95: 39-98 (.398); 95-96: 38-91 (.418); TOTALS: 77-189 (.407)

CHRIS GATLING					NO: 15					POS: Forward/Center				
---------------	--	--	--	--	--------	--	--	--	--	---------------------	--	--	--	--

Hgt: 6-10 **Wgt:** 230 **Born:** 9-3-67 **College:** Old Dominion
Acquired: From Golden State along with Tim Hardaway in exchange for Bimbo Coles and Kevin Willis on February 22, 1996.
Departed: Signed by Dallas as an unrestricted free agent on July 17, 1996.
Re-Acquired: From Denver along with a second-round draft pick for Voshon Lenard and Mark Strickland on June 27, 2000.
Departed: Traded to Cleveland along with Clarence Weatherspoon and a conditional 2001 first-round draft pick on August 30, 2000 in a three-team deal that brought Brian Grant to Miami and also sent Gary Grant to Cleveland and Shawn Kemp to Portland.
Re-Acquired: From Cleveland in a three-team trade on August 26, 2001 that sent Ricky Davis and Brian Skinner to Cleveland and Don MacLean to Toronto.
Departed: Waived on June 27, 2002.

	GP-GS	MIN	FGM	FGA	PCT	FTM	FTA	PCT	REB	AST	PF-DQ	ST	TO	BS	PTS	AVG
1995-96	24-0	565	155	259	.598	55	75	.733	175	17	82-0	17	35	11	365	15.2
2001-02	54-1	809	131	293	.447	82	117	.701	206	25	109-1	17	58	11	345	6.4
TOTALS	78-1	1374	286	552	.518	137	192	.714	381	42	191-1	34	93	22	710	9.1

3FG: 95-96: 0-1 (.000); 01-02: 1-8 (.125); TOTALS: 1-9 (.111)

PLAYOFFS

	GP-GS	MIN	FGM	FGA	PCT	FTM	FTA	PCT	REB	AST	PF-DQ	ST	TO	BS	PTS	AVG
1995-96	3-0	68	6	22	.273	6	12	.500	24	1	8-1	2	8	0	18	6.0

3FG: 95-96: 0-0 (.000)

MATT GEIGER	NO: 52	POS: Center
--------------------	---------------	--------------------

Hgt: 7-0 **Wgt:** 260 **Born:** 9-10-69 **College:** Georgia Tech
Acquired: Drafted in the second round (42nd overall) in 1992.
Departed: Traded to Charlotte along with Glen Rice, Khalid Reeves and a first-round draft pick in exchange for Alonzo Mourning, Pete Myers and LeRon Ellis on November 3, 1995.

	GP-GS	MIN	FGM	FGA	PCT	FTM	FTA	PCT	REB	AST	PF-DQ	ST	TO	BS	PTS	AVG
1992-93	48-2	554	76	145	.524	62	92	.674	120	14	123-6	15	36	18	214	4.5
1993-94	72-0	1199	202	352	.574	116	149	.779	303	32	201-2	36	61	29	521	7.2
1994-95	74-43	1712	260	485	.536	93	143	.650	413	55	245-5	41	113	51	617	8.3
TOTALS	194-45	3465	538	982	.548	271	384	.706	836	101	569-13	92	210	98	1352	7.0

3FG: 92-93: 0-4 (.000); 93-94: 1-5 (.200); 94-95: 4-10 (.400); TOTALS: 5-19 (.263)

PLAYOFFS

	GP-GS	MIN	FGM	FGA	PCT	FTM	FTA	PCT	REB	AST	PF-DQ	ST	TO	BS	PTS	AVG
1993-94	2-0	11	0	2	.000	1	2	.500	4	0	1-0	0	0	0	1	0.5

3FG: 93-94: 0-0 (.000)

KENDALL GILL	NO: 13	POS: Guard/Forward
---------------------	---------------	---------------------------

Hgt: 6-5 **Wgt:** 215 **Born:** 5-25-68 **College:** Illinois
Acquired: Signed as a free agent on August 5, 2001.
Departed: Became an unrestricted free agent on July 1, 2002.

	GP-GS	MIN	FGM	FGA	PCT	FTM	FTA	PCT	REB	AST	PF-DQ	ST	TO	BS	PTS	AVG
2001-02	65-49	1410	162	422	.384	42	62	.677	184	100	140-0	44	55	8	372	5.7

3FG: 01-02: 6-44 (.136)

MICKELL GLADNESS	NO: 32	POS: Center
-------------------------	---------------	--------------------

Hgt: 6-11 **Wgt:** 230 **Born:** 7-26-86 **College:** Alabama A&M
Acquired: Signed as a free agent on September 27, 2010.
Departed: Waived on October 11, 2010.
Re-Acquired: Signed as a free agent on December 10, 2011.
Departed: Waived on February 7, 2012.
Re-Acquired: Signed a 10-day contract on February 12, 2012.
Departed: Contract expired on February 21, 2012.
Re-Acquired: Signed a second 10-day contract on February 28, 2012.
Departed: Contract expired on March 9, 2012.
Re-Acquired: Signed as a free agent on September 7, 2012.
Departed: Waived on October 21, 2012.

	GP-GS	MIN	FGM	FGA	PCT	FTM	FTA	PCT	REB	AST	PF-DQ	ST	TO	BS	PTS	AVG
2011-12	8-0	28	1	3	.333	0	0	.000	11	2	8-0	1	3	1	2	0.3

3FG: 11-12: 0-0 (.000)

RONNIE GRANDISON	NO: 54	POS: Forward
-------------------------	---------------	---------------------

Hgt: 6-6 **Wgt:** 220 **Born:** 7-9-64 **College:** New Orleans
Acquired: Signed as a free agent on October 5, 1995.
Departed: Waived on January 5, 1996.

	GP-GS	MIN	FGM	FGA	PCT	FTM	FTA	PCT	REB	AST	PF-DQ	ST	TO	BS	PTS	AVG
1995-96	18-3	235	13	39	.333	13	19	.684	36	10	27-0	8	11	1	43	2.4

3FG: 95-96: 4-13 (.308)

BRIAN GRANT	NO: 44	POS: Forward/Center
--------------------	---------------	----------------------------

Hgt: 6-9 **Wgt:** 250 **Born:** 3-5-72 **College:** Xavier
Acquired: From Portland on August 30, 2000 in a three-team deal that sent Chris Gatling, Clarence Weatherspoon, Gary Grant and a 2001 conditional first-round draft pick from Miami to Cleveland and sent Shawn Kemp to Portland.
Departed: Traded to the L.A. Lakers with Caron Butler, Lamar Odom and a future first-round pick in exchange for Shaquille O'Neal on July 14, 2004.

	GP-GS	MIN	FGM	FGA	PCT	FTM	FTA	PCT	REB	AST	PF-DQ	ST	TO	BS	PTS	AVG
2000-01	82-79	2771	484	1010	.479	282	354	.797	718	101	293-5	60	170	71	1250	15.2
2001-02	72-72	2256	286	610	.469	101	119	.849	575	137	236-6	48	122	31	673	9.3
2002-03	82-82	2641	344	676	.509	158	205	.771	837	104	300-8	63	129	47	846	10.3
2003-04	76-76	2303	289	613	.471	86	110	.782	524	69	254-4	51	82	35	664	8.7
TOTALS	312-309	9971	1403	2909	.482	627	788	.796	2654	411	1083-23	222	503	184	3433	11.0

3FG: 00-01: 0-1 (.000); 01-02: 0-2 (.000); 02-03: 0-0 (.000); 03-04: 0-1 (.000); TOTALS: 0-4 (.000)

PLAYOFFS

	GP-GS	MIN	FGM	FGA	PCT	FTM	FTA	PCT	REB	AST	PF-DQ	ST	TO	BS	PTS	AVG
2000-01	3-0	84	10	24	.417	10	14	.714	24	1	9-0	0	6	5	30	10.0
2003-04	13-13	399	42	98	.429	8	14	.571	112	10	52-1	7	18	8	92	7.1
TOTALS	16-13	483	52	122	.426	18	28	.643	136	11	61-1	7	24	13	122	7.6

3FG: 00-01: 0-0 (.000); 03-04: 0-1 (.000); TOTALS: 0-1 (.000)

GARY GRANT	NO: 23	POS: Guard
-------------------	---------------	-------------------

Hgt: 6-3 **Wgt:** 185 **Born:** 4-21-65 **College:** Michigan
Acquired: Signed as a free agent on August 13, 1996.
Departed: Traded to Sacramento along with Matt Fish and a conditional second-round draft pick in 1999 in exchange for Duane Causwell on August 12, 1997.

	GP-GS	MIN	FGM	FGA	PCT	FTM	FTA	PCT	REB	AST	PF-DQ	ST	TO	BS	PTS	AVG
1996-97	28-0	365	39	110	.355	18	22	.818	38	45	39-0	16	27	0	110	3.9

3FG: 96-97: 14-46 (.304)

SYLVESTER GRAY	NO: 40	POS: Forward
-----------------------	---------------	---------------------

Hgt: 6-6 **Wgt:** 240 **Born:** 7-8-67 **College:** Memphis State
Acquired: Drafted in the second round (35th overall) in 1988.
Departed: Waived on October 25, 1989.

	GP-GS	MIN	FGM	FGA	PCT	FTM	FTA	PCT	REB	AST	PF-DQ	ST	TO	BS	PTS	AVG
1988-89	55-15	1220	167	398	.420	105	156	.673	286	117	144-1	36	102	25	440	8.0

3FG: 88-89: 1-4 (.250)

A.C. GREEN	NO: 45	POS: Forward
-------------------	---------------	---------------------

Hgt: 6-9 **Wgt:** 225 **Born:** 10-4-63 **College:** Oregon State
Acquired: Signed as a free agent on October 31, 2000.
Departed: Became an unrestricted free agent on July 1, 2001.

	GP-GS	MIN	FGM	FGA	PCT	FTM	FTA	PCT	REB	AST	PF-DQ	ST	TO	BS	PTS	AVG
2000-01	82-1	1411	144	324	.444	79	111	.712	313	39	119-0	30	45	8	367	4.5

3FG: 00-01: 0-6 (.000)

PLAYOFFS

	GP-GS	MIN	FGM	FGA	PCT	FTM	FTA	PCT	REB	AST	PF-DQ	ST	TO	BS	PTS	AVG
2000-01	3-0	21	1	3	.333	1	1	1.000	4	2	4-0	1	1	0	3	1.0

3FG: 00-01: 0-0 (.000)

SCOTT HAFFNER	NO: 3	POS: Guard
----------------------	--------------	-------------------

Hgt: 6-3 **Wgt:** 185 **Born:** 2-2-66 **College:** Evansville
Acquired: Drafted in the second round (45th overall) in 1989.
Departed: Waived on August 10, 1990.

	GP-GS	MIN	FGM	FGA	PCT	FTM	FTA	PCT	REB	AST	PF-DQ	ST	TO	BS	PTS	AVG
1989-90	43-6	559	88	217	.406	17	25	.680	51	80	53-0	13	33	2	196	4.6

3FG: 89-90: 3-21 (.143)

TANG HAMILTON	NO: 8	POS: Forward
----------------------	--------------	---------------------

Hgt: 6-8 **Wgt:** 220 **Born:** 5-26-78 **College:** Mississippi State
Acquired: Signed as a free agent on August 24, 2001.
Departed: Waived on December 2, 2001.
Re-Acquired: Signed as a free agent on October 5, 2004.
Departed: Waived on October 25, 2004.

	GP-GS	MIN	FGM	FGA	PCT	FTM	FTA	PCT	REB	AST	PF-DQ	ST	TO	BS	PTS	AVG
2001-02	9-2	98	10	19	.526	0	1	.000	18	5	10-0	4	2	0	20	2.2

3FG: 01-02: 0-1 (.000)

ANFERNEE HARDAWAY	NO: 7	POS: Guard/Forward
--------------------------	--------------	---------------------------

Hgt: 6-7 **Wgt:** 215 **Born:** 7-18-71 **College:** Memphis State **Nickname:** Penny
Acquired: Signed as a free agent on August 9, 2007.
Departed: Waived on December 12, 2007.

	GP-GS	MIN	FGM	FGA	PCT	FTM	FTA	PCT	REB	AST	PF-DQ	ST	TO	BS	PTS	AVG
2007-08	16-8	325	22	60	.367	8	9	.889	35	35	24-0	19	13	1	60	3.8

3FG: 07-08: 8-19 (.421)

TIM HARDAWAY	NO: 10*	POS: Guard
---------------------	----------------	-------------------

Hgt: 6-0 **Wgt:** 195 **Born:** 9-1-66 **College:** Texas-El Paso
Acquired: From Golden State along with Chris Gatling in exchange for Bimbo Coles and Kevin Willis on February 22, 1996...re-signed to a multi-year contract on July 23, 1996...re-signed on September 29, 2000.
Departed: Traded to Dallas for a second-round draft choice in 2004 on August 22, 2001.

	GP-GS	MIN	FGM	FGA	PCT	FTM	FTA	PCT	REB	AST	PF-DQ	ST	TO	BS	PTS	AVG
1995-96	28-28	1047	164	386	.425	101	123	.821	98	280	70-0	58	110	6	482	17.2
1996-97	81-81	3136	575	1384	.415	291	364	.799	277	695	165-2	151	230	9	1644	20.3
1997-98	81-81	3031	558	1296	.431	257	329	.781	299	672	200-2	136	224	16	1528	18.9
1998-99	48-48	1772	301	752	.400	121	149	.812	152	352	102-1	57	131	6	835	17.4
1999-00	52-52	1672	246	638	.386	110	133	.827	150	385	112-0	49	119	4	696	13.4
2000-01	77-77	2613	408	1042	.392	145	181	.801	204	483	155-1	90	189	6	1150	14.9
TOTALS	367-367	13271	2252	5498	.410	1025	1279	.801	1180	2867	804-6	541	1003	47	6335	17.3

3FG: 95-96: 53-147 (.361); 96-97: 203-590 (.344); 97-98: 155-442 (.351); 98-99: 112-311 (.360); 99-00: 94-256 (.367); 00-01: 189-517 (.366); TOTALS: 806-2263 (.356)

PLAYOFFS

	GP-GS	MIN	FGM	FGA	PCT	FTM	FTA	PCT	REB	AST	PF-DQ	ST	TO	BS	PTS	AVG
1995-96	3-3	110	20	43	.465	5	7	.714	5	17	10-0	3	15	0	53	17.7
1996-97	17-17	701	103	287	.359	70	88	.795	69	119	37-0	27	53	1	318	18.7
1997-98	5-5	222	42	94	.447	29	37	.784	17	33	9-0	6	18	0	130	26.0
1998-99	5-5	182	15	56	.268	10	16	.625	14	32	14-0	5	18	1	45	9.0
1999-00	7-7	182	20	68	.294	7	10	.700	15	33	10-0	5	11	0	54	7.7
2000-01	2-2	36	2	9	.222	0	0	.000	2	9	4-0	0	8	0	5	2.5
TOTALS	39-39	1433	202	557	.363	121	158	.766	122	243	84-0	46	123	2	605	15.5

3FG: 95-96: 8-22 (.364); 96-97: 42-134 (.313); 97-98: 17-39 (.436); 98-99: 5-25 (.200); 99-00: 7-34 (.206); 00-01: 1-3 (.333); TOTALS: 80-257 (.311)

*Had his jersey retired by the HEAT on Oct. 28, 2009.

JOSH HARRELLSON **NO: 55** **POS: Forward/Center**

Hgt: 6-10 **Wgt:** 270 **Born:** 2-12-89 **College:** Kentucky
Acquired: Signed as a free agent on September 17, 2012.
Departed: Waived on January 7, 2013.
Re-Acquired: Signed a 10-day contract on January 10, 2013.
Departed: Contract expired on January 19, 2013.

	GP-GS	MIN	FGM	FGA	PCT	FTM	FTA	PCT	REB	AST	PF-DQ	ST	TO	BS	PTS	AVG
2012-13	6-0	31	4	9	.444	1	2	.500	7	0	4-0	1	3	1	10	1.7

3FG: 12-13: 1-5 (.200)

TERREL HARRIS **NO: 14** **POS: Guard**

Hgt: 6-4 **Wgt:** 195 **Born:** 8-10-87 **College:** Oklahoma State
Acquired: Signed as a free agent on December 10, 2011...re-signed on September 10, 2012.
Departed: Waived on January 5, 2013.

	GP-GS	MIN	FGM	FGA	PCT	FTM	FTA	PCT	REB	AST	PF-DQ	ST	TO	BS	PTS	AVG
2011-12	22-1	318	29	83	.349	14	21	.667	51	26	34-0	9	25	2	80	3.6
2012-13	7-0	29	2	8	.250	6	8	.750	9	2	3-0	0	4	0	10	1.4
TOTALS	29-1	347	31	91	.341	20	29	.690	60	28	37-0	9	29	2	90	3.1

3FG: 11-12: 8-39 (.205); 12-13: 0-1 (.000); TOTALS: 8-40 (.200)

PLAYOFFS

	GP-GS	MIN	FGM	FGA	PCT	FTM	FTA	PCT	REB	AST	PF-DQ	ST	TO	BS	PTS	AVG
2011-12	4-0	10	1	2	.500	3	4	.750	3	0	0-0	0	0	5	5	1.3

3FG: 11-12: 0-1 (.000)

UDONIS HASLEM **NO: 40** **POS: Forward**

Hgt: 6-8 **Wgt:** 235 **Born:** 6-9-80 **College:** Florida
Acquired: Signed as a free agent on August 6, 2003...re-signed on August 2, 2005...re-signed on July 12, 2010.

	GP-GS	MIN	FGM	FGA	PCT	FTM	FTA	PCT	REB	AST	PF-DQ	ST	TO	BS	PTS	AVG
2003-04	75-24	1795	205	447	.459	140	183	.765	473	51	197-2	33	74	24	550	7.3
2004-05	80-80	2675	346	641	.540	178	225	.791	726	108	260-5	63	113	41	870	10.9
2005-06	81-80	2491	300	591	.508	157	199	.789	634	95	216-2	50	80	17	757	9.3
2006-07	79-79	2483	353	717	.492	138	203	.680	654	97	236-1	49	110	26	844	10.7
2007-08	49-48	1805	237	507	.467	115	142	.810	443	68	145-2	39	67	18	589	12.0
2008-09	75-75	2560	333	643	.518	128	170	.753	618	85	204-0	43	82	25	794	10.6
2009-10	78-0	2177	312	632	.494	147	193	.762	629	52	174-0	30	75	23	771	9.9
2010-11	13-0	345	44	86	.512	16	20	.800	106	6	39-0	7	14	3	104	8.0
2011-12	64-10	1589	151	357	.423	83	102	.814	470	42	142-0	35	60	24	385	6.0
2012-13	75-59	1414	129	251	.514	32	45	.711	404	38	173-1	30	45	15	290	3.9
TOTALS	669-455	19334	2410	4872	.495	1134	1482	.765	5157	642	1786-13	379	720	216	5954	8.9

3FG: 03-04: 0-3 (.000); 04-05: 0-4 (.000); 05-06: 0-2 (.000); 06-07: 0-4 (.000); 07-08: 0-0 (.000); 08-09: 0-0 (.000); 09-10: 0-0 (.000); 10-11: 0-0 (.000); 11-12: 0-0 (.000); 12-13: 0-0 (.000); TOTALS: 0-13 (.000)

PLAYOFFS

	GP-GS	MIN	FGM	FGA	PCT	FTM	FTA	PCT	REB	AST	PF-DQ	ST	TO	BS	PTS	AVG
2003-04	13-0	199	13	33	.394	21	31	.677	44	3	22-0	5	3	3	47	3.6
2004-05	15-15	543	52	106	.491	34	46	.739	150	15	48-0	8	18	6	138	9.2
2005-06	22-22	650	74	150	.493	41	60	.683	162	17	79-2	13	31	7	189	8.6
2006-07	4-4	103	12	25	.480	6	8	.750	21	4	14-0	1	2	2	30	7.5
2008-09	7-7	204	25	46	.543	9	10	.900	61	3	19-0	3	6	3	59	8.4
2009-10	5-0	142	13	37	.351	4	6	.667	37	4	18-0	1	5	1	30	6.0
2010-11	12-0	290	27	68	.397	9	10	.900	54	9	31-0	6	11	4	63	5.3
2011-12	22-11	452	40	88	.455	26	35	.743	141	13	60-1	5	20	6	106	4.8
2012-13	22-19	357	51	86	.593	8	14	.571	80	6	54-0	15	14	5	110	5.0
TOTALS	122-78	2940	307	639	.480	158	220	.718	750	74	265-3	57	110	37	772	6.3

3FG: 03-04: 0-0 (.000); 04-05: 0-0 (.000); 05-06: 0-1 (.000); 06-07: 0-0 (.000); 08-09: 0-0 (.000); 09-10: 0-0 (.000); 10-11: 0-0 (.000); 11-12: 0-0 (.000); 12-13: 0-0 (.000); TOTALS: 0-1 (.000)

SCOTT HASTINGS	NO: 44	POS: Forward/Center
-----------------------	---------------	----------------------------

Hgt: 6-11 **Wgt:** 245 **Born:** 6-3-60 **College:** Arkansas
Acquired: Selected from Atlanta in the 1988 Expansion Draft.
Departed: Became an unrestricted free agent on July 1, 1989.

	GP-GS	MIN	FGM	FGA	PCT	FTM	FTA	PCT	REB	AST	PF-DQ	ST	TO	BS	PTS	AVG
1988-89	75-6	1206	143	328	.436	91	107	.850	231	59	203-5	32	68	42	386	5.1

3FG: 89-90: 9-28 (.321)

LUTHER HEAD	NO. 13	POS: Guard
--------------------	---------------	-------------------

Hgt: 6-3 **Wgt:** 185 **Born:** 11-26-82 **College:** Illinois
Acquired: Signed as a free agent on March 4, 2009.
Departed: Became an unrestricted free agent on July 1, 2009.

	GP-GS	MIN	FGM	FGA	PCT	FTM	FTA	PCT	REB	AST	PF-DQ	ST	TO	BS	PTS	AVG
2008-09	10-0	176	16	43	.372	5	8	.625	25	23	22-0	11	9	1	43	4.3

3FG: 08-09: 6-16 (.375)

TYRONE HILL	NO: 32	POS: Forward
--------------------	---------------	---------------------

Hgt: 6-9 **Wgt:** 250 **Born:** 3-19-68 **College:** Xavier
Acquired: Signed as a free agent on November 7, 2003.
Departed: Waived on December 1, 2003.

	GP-GS	MIN	FGM	FGA	PCT	FTM	FTA	PCT	REB	AST	PF-DQ	ST	TO	BS	PTS	AVG
2003-04	5-0	38	3	5	.600	3	4	.750	8	0	10-0	0	2	1	9	1.8

3FG: 03-04: 0-0 (.000)

ROBERT HITE	NO: 22	POS: Guard
--------------------	---------------	-------------------

Hgt: 6-2 **Wgt:** 187 **Born:** 1-12-84 **College:** Miami
Acquired: Signed as a free agent on August 4, 2006.
Departed: Waived on February 1, 2007.

	GP-GS	MIN	FGM	FGA	PCT	FTM	FTA	PCT	REB	AST	PF-DQ	ST	TO	BS	PTS	AVG
2006-07	12-0	136	19	60	.317	8	12	.667	16	8	8-0	3	6	2	51	4.3

3FG: 06-07: 5-23 (.217)

EDDIE HOUSE	NO: 55/5*	POS: Guard
--------------------	------------------	-------------------

Hgt: 6-1 **Wgt:** 180 **Born:** 5-14-78 **College:** Arizona State
Acquired: Drafted in the second round (37th overall) in 2000...re-signed on September 25, 2002.
Departed: Became an unrestricted free agent on July 1, 2003.
Re-Acquired: Signed as a free agent on August 3, 2010.
Departed: Waived on December 24, 2011.

	GP-GS	MIN	FGM	FGA	PCT	FTM	FTA	PCT	REB	AST	PF-DQ	ST	TO	BS	PTS	AVG
2000-01	50-0	550	104	247	.421	24	35	.686	42	52	58-0	13	35	0	251	5.0
2001-02	64-3	1230	209	524	.399	42	49	.857	110	123	98-1	43	80	5	514	8.0
2002-03	55-7	1025	172	444	.387	31	36	.861	101	87	73-0	44	46	1	411	7.5
2010-11	56-1	978	128	321	.399	38	40	.950	92	62	68-0	32	29	3	362	6.5
TOTALS	225-11	3783	613	1536	.399	135	160	.844	345	324	297-1	132	190	9	1538	6.8

3FG: 00-01: 19-55 (.345); 01-02: 54-157 (.344); 02-03: 36-120 (.300); 10-11: 68-175 (.389); TOTALS: 177-507 (.349)

PLAYOFFS

	GP-GS	MIN	FGM	FGA	PCT	FTM	FTA	PCT	REB	AST	PF-DQ	ST	TO	BS	PTS	AVG
2000-01	3-0	64	16	40	.400	4	5	.800	5	5	7-0	3	5	1	38	12.7
2010-11	7-0	48	4	17	.235	0	0	.000	5	1	6-0	4	4	0	11	1.6
TOTALS	10-0	112	20	57	.351	4	5	.800	10	6	13-0	7	9	1	49	4.9

3FG: 00-01: 2-7 (.286); 10-11: 3-10 (.300); TOTALS: 5-17 (.294)

*Wore No. 5 from 2000-03

JUWAN HOWARD	NO: 5	POS: Forward
---------------------	--------------	---------------------

Hgt: 6-9 **Wgt:** 250 **Born:** 2-7-73 **College:** Michigan
Acquired: Signed as a free agent on July 20, 2010...re-signed on December 9, 2011.
Departed: Became an unrestricted free agent on July 1, 2012.
Re-Acquired: Signed a 10-day contract on March 2, 2013...signed a second 10-day contract on March 12, 2013...signed for the remainder of the season on March 22, 2013.
Departed: Became an unrestricted free agent on July 1, 2013.

	GP-GS	MIN	FGM	FGA	PCT	FTM	FTA	PCT	REB	AST	PF-DQ	ST	TO	BS	PTS	AVG
2010-11	57-0	592	55	125	.440	29	35	.829	122	23	61-0	10	25	4	139	2.4
2011-12	28-0	190	17	55	.309	8	10	.800	47	10	18-0	4	20	1	42	1.5
2012-13	7-2	51	10	19	.526	1	1	1.000	8	6	9-0	0	4	0	21	3.0
TOTALS	92-2	833	82	199	.412	38	46	.826	177	39	88-0	14	49	5	202	2.2

3FG: 10-11: 0-0 (.000); 11-12: 0-0 (.000); 12-13: 0-0 (.000); TOTALS: 0-0 (.000)

PLAYOFFS

	GP-GS	MIN	FGM	FGA	PCT	FTM	FTA	PCT	REB	AST	PF-DQ	ST	TO	BS	PTS	AVG
2010-11	11-0	60	4	9	.444	9	13	.692	10	1	8-0	0	2	0	17	1.5
2011-12	9-0	24	2	7	.286	3	4	.750	1	0	0-0	0	0	0	7	0.8
TOTALS	20-0	84	6	16	.375	12	17	.706	11	1	8-0	0	2	0	24	1.2

3FG: 10-11: 0-0 (.000); 11-12: 0-0 (.000); TOTALS: 0-0 (.000)

ZYDRUNAS ILGAUSKAS	NO: 11	POS: Center
---------------------------	---------------	--------------------

Hgt: 7-3 **Wgt:** 260 **Born:** 6-5-75 **Country:** Lithuania
Acquired: Signed as a free agent on July 17, 2010.
Departed: Waived on December 22, 2011.

	GP-GS	MIN	FGM	FGA	PCT	FTM	FTA	PCT	REB	AST	PF-DQ	ST	TO	BS	PTS	AVG
2010-11	72-51	1145	162	319	.508	36	46	.783	287	26	185-0	23	52	58	360	5.0

3FG: 10-11: 0-1 (.000)

PLAYOFFS

	GP-GS	MIN	FGM	FGA	PCT	FTM	FTA	PCT	REB	AST	PF-DQ	ST	TO	BS	PTS	AVG
2010-11	9-8	104	14	30	.467	4	6	.667	32	3	16-0	0	9	3	32	3.6

3FG: 10-11: 0-0 (.000)

JIM JACKSON	NO: 24	POS: Guard
--------------------	---------------	-------------------

Hgt: 6-6 **Wgt:** 220 **Born:** 10-14-70 **College:** Ohio State
Acquired: Signed as a free agent on December 2, 2001.
Departed: Became an unrestricted free agent on July 1, 2002.

	GP-GS	MIN	FGM	FGA	PCT	FTM	FTA	PCT	REB	AST	PF-DQ	ST	TO	BS	PTS	AVG
2001-02	55-19	1825	238	538	.442	75	87	.862	290	140	145-0	42	106	14	589	10.7

3FG: 01-02: 38-81 (.469)

LUKE JACKSON	NO: 6	POS: Guard/Forward
---------------------	--------------	---------------------------

Hgt: 6-7 **Wgt:** 218 **Born:** 11-6-81 **College:** Oregon
Acquired: Signed as a free agent on December 12, 2007.
Departed: Waived on February 6, 2008.

	GP-GS	MIN	FGM	FGA	PCT	FTM	FTA	PCT	REB	AST	PF-DQ	ST	TO	BS	PTS	AVG
2007-08	14-1	228	26	80	.325	16	23	.696	33	17	22-1	8	9	0	79	5.6

3FG: 07-08: 11-30 (.367)

LeBRON JAMES	NO: 6	POS: Forward
---------------------	--------------	---------------------

Hgt: 6-8 **Wgt:** 250 **Born:** 12-30-84 **High School:** St. Vincent-St. Mary
Acquired: From Cleveland in exchange for a pair of first-round and a pair of second-round draft picks on July 9, 2010.

	GP-GS	MIN	FGM	FGA	PCT	FTM	FTA	PCT	REB	AST	PF-DQ	ST	TO	BS	PTS	AVG
2010-11	79-79	3063	758	1485	.510	503	663	.759	590	554	163-0	124	284	50	2111	26.7
2011-12	62-62	2326	621	1169	.531	387	502	.771	492	387	96-0	115	213	50	1683	27.1
2012-13	76-76	2877	765	1354	.565	403	535	.753	610	551	110-0	129	226	67	2036	26.8
TOTALS	217-217	8266	2144	4008	.535	1293	1700	.761	1692	1492	369-0	368	723	167	5830	26.9

3FG: 10-11: 92-279 (.330); 11-12: 54-149 (.362); 12-13: 103-254 (.406); TOTALS: 249-682 (.365)

PLAYOFFS

	GP-GS	MIN	FGM	FGA	PCT	FTM	FTA	PCT	REB	AST	PF-DQ	ST	TO	BS	PTS	AVG
2010-11	21-21	922	174	373	.466	119	156	.763	176	123	56-0	35	66	25	497	23.7
2011-12	23-23	983	251	502	.500	173	234	.739	224	129	47-1	43	81	16	697	30.3
2012-13	23-23	960	212	432	.491	136	175	.777	193	152	43-1	41	70	18	596	25.9
TOTALS	67-67	2865	637	1307	.487	428	565	.758	593	404	146-2	119	217	59	1790	26.7

3FG: 10-11: 30-85 (.353); 11-12: 22-85 (.259); 12-13: 36-96 (.375); TOTALS: 88-266 (.331)

MIKE JAMES	NO: 7/12*	POS: Guard
-------------------	------------------	-------------------

Hgt: 6-2 **Wgt:** 188 **Born:** 6-23-75 **College:** Duquesne
Acquired: Signed as a free agent on July 20, 2001.
Departed: Waived on October 25, 2001.
Re-Acquired: Signed as a free agent on December 18, 2001.
Departed: Became an unrestricted free agent on July 1, 2003.

	GP-GS	MIN	FGM	FGA	PCT	FTM	FTA	PCT	REB	AST	PF-DQ	ST	TO	BS	PTS	AVG
2001-02	15-0	119	15	43	.349	4	7	.571	14	19	17-0	6	13	1	42	2.8
2002-03	78-8	1722	218	585	.373	104	142	.732	149	246	176-1	64	108	5	607	7.8
TOTALS	93-8	1841	237	628	.371	108	149	.725	163	265	193-1	70	121	6	649	7.0

3FG: 01-02: 8-21 (.381); 02-03: 67-228 (.294); TOTALS: 75-249 (.301)

*Wore No. 12 in 2001-02 season

TIM JAMES	NO: 40	POS: Forward
------------------	---------------	---------------------

Hgt: 6-7 **Wgt:** 212 **Born:** 12-25-76 **College:** Miami
Acquired: Drafted in the first round (25th overall) in 1999.
Departed: Traded along with P.J. Brown, Jamal Mashburn, Otis Thorpe and Rodney Buford to Charlotte for Eddie Jones, Anthony Mason, Ricky Davis and Dale Ellis on August 1, 2000.

	GP-GS	MIN	FGM	FGA	PCT	FTM	FTA	PCT	REB	AST	PF-DQ	ST	TO	BS	PTS	AVG
1999-00	4-0	23	5	14	.357	1	3	.333	4	2	1-0	0	2	3	11	2.8

3FG: 99-00: 0-0 (.000)

HAROLD JAMISON	NO: 6	POS: Forward
-----------------------	--------------	---------------------

Hgt: 6-8 **Wgt:** 260 **Born:** 11-20-76 **College:** Clemson
Acquired: Signed as a free agent on September 1, 1999...re-signed on August 31, 2000.
Departed: Waived on October 31, 2000.

	GP-GS	MIN	FGM	FGA	PCT	FTM	FTA	PCT	REB	AST	PF-DQ	ST	TO	BS	PTS	AVG
1999-00	12-0	74	7	20	.350	4	18	.222	21	4	17-0	2	4	1	18	1.5

3FG: 99-00: 0-0 (.000)

ALEXANDER JOHNSON	NO: 13	POS: Forward
--------------------------	---------------	---------------------

Hgt: 6-9 **Wgt:** 230 **Born:** 2-8-83 **College:** Florida State
Acquired: Signed as a free agent on August 24, 2007.
Departed: Waived on June 23, 2008.

	GP-GS	MIN	FGM	FGA	PCT	FTM	FTA	PCT	REB	AST	PF-DQ	ST	TO	BS	PTS	AVG
2007-08	43-6	549	61	125	.488	57	83	.687	94	13	80-2	13	42	10	179	4.2

3FG: 07-08: 0-0 (.000)

KEN JOHNSON

NO: 54

POS: Center

Hgt: 6-11 Wgt: 240 Born: 2-1-78 College: Ohio State

Acquired: Drafted in the second round (49th overall) in 2001.

Departed: Became an unrestricted free agent on July 1, 2003.

	GP-GS	MIN	FGM	FGA	PCT	FTM	FTA	PCT	REB	AST	PF-DQ	ST	TO	BS	PTS	AVG
2002-03	16-0	156	15	37	.405	2	6	.333	32	0	20-0	1	6	12	32	2.0

3FG: 02-03: 0-0 (.000)

BOBBY JONES

NO: 21

POS: Forward

Hgt: 6-7 Wgt: 215 Born: 1-9-84 College: Washington

Acquired: Signed a 10-day contract on March 12, 2008.

Departed: Contract expired on March 21, 2008.

Re-Acquired: Claimed off waivers on August 5, 2008.

Departed: Waived on August 15, 2008.

	GP-GS	MIN	FGM	FGA	PCT	FTM	FTA	PCT	REB	AST	PF-DQ	ST	TO	BS	PTS	AVG
2007-08	6-0	143	17	32	.531	8	13	.615	24	5	18-0	2	7	0	48	8.0

3FG: 07-08: 6-15 (.400)

DAMON JONES

NO: 19

POS: Guard

Hgt: 6-3 Wgt: 190 Born: 8-25-76 College: Houston

Acquired: Signed as a free agent on August 6, 2004.

Departed: Became an unrestricted free agent on July 1, 2005.

	GP-GS	MIN	FGM	FGA	PCT	FTM	FTA	PCT	REB	AST	PF-DQ	ST	TO	BS	PTS	AVG
2004-05	82-66	2576	331	726	.456	68	86	.791	231	350	121-0	44	98	5	955	11.6

3FG: 04-05: 225-521 (.432)

PLAYOFFS

	GP-GS	MIN	FGM	FGA	PCT	FTM	FTA	PCT	REB	AST	PF-DQ	ST	TO	BS	PTS	AVG
2004-05	15-15	498	62	129	.481	18	30	.600	41	60	24-0	7	17	0	181	12.1

3FG: 04-05: 39-91 (.429)

EDDIE JONES

NO: 6

POS: Guard

Hgt: 6-6 Wgt: 200 Born: 10-20-71 College: Temple

Acquired: From Charlotte along with Anthony Mason, Ricky Davis and Dale Ellis in exchange for P.J. Brown, Jamal Mashburn, Otis Thorpe, Tim James and Rodney Buford on August 1, 2000.

Departed: Traded to Memphis on August 2, 2005 along with Raul Lopez in a five-team trade that brought Antoine Walker, James Posey, Jason Williams, Andre Emmett and the draft rights to Roberto Duenas to Miami; Curtis Borchardt, Qyntel Woods, the draft rights to Albert Miralles and two second-round draft picks to Boston; Rasual Butler and Kirk Snyder to New Orleans and Greg Ostertag to Utah.

Re-Acquired: Signed as a free agent on February 1, 2007.

Departed: Became an unrestricted free agent on July 1, 2007.

	GP-GS	MIN	FGM	FGA	PCT	FTM	FTA	PCT	REB	AST	PF-DQ	ST	TO	BS	PTS	AVG
2000-01	63-58	2282	388	871	.445	228	270	.844	292	171	183-5	110	135	58	1094	17.4
2001-02	81-81	3156	517	1198	.432	297	355	.837	378	262	258-2	117	148	77	1480	18.3
2002-03	47-47	1789	291	688	.423	189	230	.822	226	173	137-1	64	85	31	869	18.5
2003-04	81-81	2998	473	1156	.409	278	333	.835	308	258	226-2	92	129	34	1401	17.3
2004-05	80-80	2839	351	820	.428	174	216	.806	405	212	251-4	86	99	38	1018	12.7
2006-07	35-27	1033	121	271	.446	34	41	.829	129	76	70-0	46	24	8	332	9.5
TOTALS	387-374	14097	2141	5004	.428	1200	1445	.830	1738	1152	1125-14	515	620	246	6194	16.0

3FG: 00-01: 90-238 (.378); 01-02: 149-382 (.390); 02-03: 98-241 (.407); 03-04: 177-479 (.370); 04-05: 142-382 (.372); 06-07: 56-148 (.378); TOTALS: 712-1870 (.381)

PLAYOFFS

	GP-GS	MIN	FGM	FGA	PCT	FTM	FTA	PCT	REB	AST	PF-DQ	ST	TO	BS	PTS	AVG
2000-01	3-3	108	22	44	.500	6	7	.857	18	7	9-0	3	7	1	57	19.0
2003-04	13-13	478	56	153	.366	40	50	.800	47	29	37-0	18	19	11	172	13.2
2004-05	15-15	601	71	156	.455	31	42	.738	87	39	57-1	18	22	9	205	13.7
2006-07	3-2	66	2	9	.222	5	6	.833	6	5	7-0	1	1	1	10	3.3
TOTALS	34-33	1253	151	362	.417	82	105	.781	158	80	110-1	40	49	22	444	13.1

3FG: 00-01: 7-16 (.438); 03-04: 20-67 (.299); 04-05: 32-80 (.400); 06-07: 1-6 (.167); TOTALS: 60-169 (.355)

JAMES JONES	NO. 22	POS: Guard/Forward
--------------------	---------------	---------------------------

Hgt: 6-8 **Wgt:** 215 **Born:** 10-4-80 **College:** Miami
Acquired: Signed as a free agent on July 9, 2008.
Departed: Waived on June 29, 2010.
Re-Acquired: Signed as a free agent on July 19, 2010...re-signed on December 9, 2011.

	GP-GS	MIN	FGM	FGA	PCT	FTM	FTA	PCT	REB	AST	PF-DQ	ST	TO	BS	PTS	AVG
2008-09	40-1	630	55	149	.369	26	31	.839	62	20	58-0	12	12	14	169	4.2
2009-10	36-6	503	43	119	.361	23	28	.821	45	17	45-1	11	11	4	146	4.1
2010-11	81-8	1549	146	346	.422	60	72	.833	160	43	129-0	29	21	19	475	5.9
2011-12	51-10	666	57	150	.380	25	30	.833	49	19	45-0	17	10	9	185	3.6
2012-13	38-0	221	21	61	.344	2	4	.500	22	13	16-0	2	3	6	60	1.6
TOTALS	246-25	3569	322	825	.390	136	165	.824	338	112	293-1	71	57	52	1035	4.2

3FG: 08-09: 33-96 (.344); 09-10: 37-90 (.411); 10-11: 123-287 (.429); 11-12: 46-114 (.404); 12-13: 16-53 (.302); TOTALS: 255-640 (.398)

PLAYOFFS

	GP-GS	MIN	FGM	FGA	PCT	FTM	FTA	PCT	REB	AST	PF-DQ	ST	TO	BS	PTS	AVG
2008-09	7-7	235	17	32	.531	22	24	.917	16	5	19-1	3	4	1	67	9.6
2009-10	1-0	9	0	1	.000	2	2	1.000	0	0	1-0	0	1	0	2	2.0
2010-11	12-0	272	24	51	.471	13	13	1.000	30	2	24-0	6	4	2	78	6.5
2011-12	20-0	173	16	43	.372	10	10	1.000	20	2	12-0	3	4	1	51	2.6
2012-13	9-0	33	3	7	.429	0	0	.000	3	0	3-0	0	2	1	9	1.0
TOTALS	49-7	722	60	134	.448	47	49	.959	69	9	59-1	12	15	5	207	4.2

3FG: 08-09: 11-22 (.500); 09-10: 0-1 (.000); 10-11: 17-37 (.459); 11-12: 9-30 (.300); 12-13: 3-4 (.750); TOTALS: 40-94 (.426)

JASON KAPONO	NO: 24	POS: Forward
---------------------	---------------	---------------------

Hgt: 6-8 **Wgt:** 215 **Born:** 2-4-81 **College:** UCLA
Acquired: Signed as a free agent on October 2, 2005.
Departed: Became an unrestricted free agent on July 1, 2007.

	GP-GS	MIN	FGM	FGA	PCT	FTM	FTA	PCT	REB	AST	PF-DQ	ST	TO	BS	PTS	AVG
2005-06	51-2	665	79	177	.446	28	33	.848	71	37	89-0	7	20	3	207	4.1
2006-07	67-35	1767	278	563	.494	66	74	.892	180	81	135-1	38	70	2	730	10.9
TOTALS	118-37	2432	357	740	.482	94	107	.879	251	118	224-1	45	90	5	937	7.9

3FG: 05-06: 21-53 (.396); 06-07: 108-210 (.514); TOTALS: 129-263 (.490)

PLAYOFFS

	GP-GS	MIN	FGM	FGA	PCT	FTM	FTA	PCT	REB	AST	PF-DQ	ST	TO	BS	PTS	AVG
2005-06	1-0	2	0	0	.000	0	0	.000	0	0	0-0	0	0	0	0	0.0
2006-07	4-1	77	8	17	.471	2	2	1.000	5	2	9-0	2	1	0	20	5.0
TOTALS	5-1	79	8	17	.471	2	2	1.000	5	2	9-0	2	1	0	20	4.0

3FG: 05-06: 0-0 (.000); 06-07: 2-4 (.500); TOTALS: 2-4 (.500)

ALEC KESSLER	NO: 33	POS: Forward/Center
---------------------	---------------	----------------------------

Hgt: 6-11 **Wgt:** 250 **Born:** 1-13-67 **College:** Georgia
Acquired: From Houston in exchange for draft rights to Dave Jamerson and Carl Herrera on July 27, 1990.
Departed: Waived on November 2, 1994.

	GP-GS	MIN	FGM	FGA	PCT	FTM	FTA	PCT	REB	AST	PF-DQ	ST	TO	BS	PTS	AVG
1990-91	78-18	1259	199	468	.425	88	131	.672	336	31	189-1	17	108	26	486	6.2
1991-92	77-4	1197	158	383	.413	94	115	.817	314	34	185-3	17	58	32	410	5.3
1992-93	40-2	415	57	122	.467	36	47	.766	91	14	63-0	4	21	12	155	3.9
1993-94	15-0	66	11	25	.440	6	8	.750	10	2	14-0	1	5	1	33	2.2
TOTALS	210-24	2937	425	998	.426	224	301	.744	751	81	451-4	39	192	71	1084	5.2

3FG: 90-91: 0-4 (.000); 91-92: 0-0 (.000); 92-93: 5-11 (.455); 93-94: 5-9 (.556); TOTALS: 10-24 (.417)

PLAYOFFS

	GP-GS	MIN	FGM	FGA	PCT	FTM	FTA	PCT	REB	AST	PF-DQ	ST	TO	BS	PTS	AVG
1991-92	2-0	12	0	2	.000	2	2	1.000	1	0	1-0	0	1	0	2	1.0

3FG: 91-92: 0-0 (.000)

STACEY KING	NO: 21	POS: Forward/Center
--------------------	---------------	----------------------------

Hgt: 6-11 **Wgt:** 250 **Born:** 1-29-67 **College:** Oklahoma
Acquired: Signed as a free agent on October 5, 1995.
Departed: Rights renounced on July 17, 1996.

	GP-GS	MIN	FGM	FGA	PCT	FTM	FTA	PCT	REB	AST	PF-DQ	ST	TO	BS	PTS	AVG
1995-96	15-0	156	17	36	.472	4	8	.500	23	2	39-2	7	18	2	38	2.5

3FG: 95-96: 0-0 (.000)

PLAYOFFS

	GP-GS	MIN	FGM	FGA	PCT	FTM	FTA	PCT	REB	AST	PF-DQ	ST	TO	BS	PTS	AVG
1995-96	1-0	12	0	3	.000	1	2	.500	3	1	1-0	0	0	0	1	1.0

3FG: 95-96: 0-0 (.000)

CHRISTIAN LAETTNER	NO: 44	POS: Forward/Center
---------------------------	---------------	----------------------------

Hgt: 6-11 **Wgt:** 240 **Born:** 8-17-69 **College:** Duke
Acquired: Signed as a free agent on September 15, 2004.
Departed: Became an unrestricted free agent on July 1, 2005.

	GP-GS	MIN	FGM	FGA	PCT	FTM	FTA	PCT	REB	AST	PF-DQ	ST	TO	BS	PTS	AVG
2004-05	49-0	739	107	184	.582	45	59	.763	131	41	78-0	32	29	15	260	5.3

3FG: 04-05: 1-7 (.143)

PLAYOFFS

	GP-GS	MIN	FGM	FGA	PCT	FTM	FTA	PCT	REB	AST	PF-DQ	ST	TO	BS	PTS	AVG
2004-05	13-0	136	12	24	.500	5	6	.833	25	7	17-0	4	6	0	29	2.2

3FG: 04-05: 0-1 (.000)

SEAN LAMPLEY	NO: 21	POS: Forward
---------------------	---------------	---------------------

Hgt: 6-7 **Wgt:** 227 **Born:** 9-3-79 **College:** California
Acquired: From Chicago in exchange for a conditional 2003 second-round draft choice on October 1, 2001.
Departed: Waived on October 29, 2001.
Re-Acquired: Signed as a free agent on September 30, 2002.
Departed: Waived on October 27, 2003.

	GP-GS	MIN	FGM	FGA	PCT	FTM	FTA	PCT	REB	AST	PF-DQ	ST	TO	BS	PTS	AVG
2002-03	35-0	487	56	129	.434	57	82	.695	83	31	43-0	7	25	3	169	4.8

3FG: 02-03: 0-4 (.000)

ANTONIO LANG	NO: 22	POS: Forward
---------------------	---------------	---------------------

Hgt: 6-8 **Wgt:** 230 **Born:** 5-15-72 **College:** Duke
Acquired: Signed a 10-day contract on March 13, 1998...signed for the remainder of the season on March 16, 1998.
Departed: Became unrestricted free agent on July 1, 1998.

	GP-GS	MIN	FGM	FGA	PCT	FTM	FTA	PCT	REB	AST	PF-DQ	ST	TO	BS	PTS	AVG
1997-98	6-0	29	3	5	.600	6	8	.750	5	1	3-0	2	4	0	12	2.0

3FG: 97-98: 0-0 (.000)

STEPHANE LASME	NO: 45	POS: Forward
-----------------------	---------------	---------------------

Hgt: 6-8 **Wgt:** 215 **Born:** 12-17-82 **College:** Massachusetts
Acquired: Signed a 10-day contract on March 21, 2008...signed a second 10-day contract on March 31, 2008...signed for the remainder of the season on April 10, 2008.
Departed: Waived on September 3, 2008.

	GP-GS	MIN	FGM	FGA	PCT	FTM	FTA	PCT	REB	AST	PF-DQ	ST	TO	BS	PTS	AVG
2007-08	15-4	303	32	71	.451	19	32	.594	53	3	35-0	13	15	22	83	5.5

3FG: 07-08: 0-0 (.000)

VOSHON LENARD**NO:** 21/22***POS:** Guard**Hgt:** 6-4**Wgt:** 205**Born:** 5-14-73**College:** Minnesota**Acquired:** Signed as a free agent on December 29, 1995...re-signed to a multi-year deal on August 21, 1996.**Departed:** Traded along with Mark Strickland to Denver for Chris Gatling and a second-round draft pick on June 27, 2000.

	GP-GS	MIN	FGM	FGA	PCT	FTM	FTA	PCT	REB	AST	PF-DQ	ST	TO	BS	PTS	AVG
1995-96	30-0	323	53	141	.376	34	43	.791	52	31	31-0	6	23	1	176	5.9
1996-97	73-47	2111	314	684	.459	86	105	.819	217	161	168-1	50	109	18	897	12.3
1997-98	81-81	2621	363	854	.425	141	179	.788	292	180	219-0	58	99	16	1020	12.6
1998-99	12-2	190	31	79	.392	8	11	.727	16	10	18-0	3	7	1	82	6.8
1999-00	53-13	1434	228	560	.407	84	106	.792	153	136	127-2	41	80	15	629	11.9
TOTALS	249-143	6679	989	2318	.427	353	444	.795	730	518	563-3	158	318	51	2804	11.3

3FG: 95-96: 36-101 (.356); 96-97: 183-442 (.414); 97-98: 153-378 (.405); 98-99: 12-35 (.343); 99-00: 89-228 (.390); TOTALS: 473-1184 (.399)

PLAYOFFS

	GP-GS	MIN	FGM	FGA	PCT	FTM	FTA	PCT	REB	AST	PF-DQ	ST	TO	BS	PTS	AVG
1996-97	17-17	548	63	155	.406	32	37	.865	50	36	49-0	11	30	3	194	11.4
1997-98	5-5	186	24	52	.462	15	20	.750	19	7	20-0	1	11	2	72	14.4
1998-99	4-0	57	12	22	.545	4	4	1.000	1	3	4-0	0	1	1	37	9.3
TOTALS	26-22	791	99	229	.432	51	61	.836	70	46	73-0	12	42	6	303	11.7

3FG: 96-97: 36-91 (.396); 97-98: 9-26 (.346); 98-99: 9-14 (.643); TOTALS: 54-131 (.412)

*Wore No. 22 in 1995-96 season.

RASHARD LEWIS**NO.** 9**POS:** Forward**Hgt:** 6-10**Wgt:** 235**Born:** 8-8-79**High School:** Alief Elsik (Alief, TX)**Acquired:** Signed as a free agent on July 11, 2012.

	GP-GS	MIN	FGM	FGA	PCT	FTM	FTA	PCT	REB	AST	PF-DQ	ST	TO	BS	PTS	AVG
2012-13	55-9	792	103	249	.414	28	45	.622	121	30	67-0	21	33	14	285	5.2

3FG: 12-13: 51-131 (.389)

PLAYOFFS

	GP-GS	MIN	FGM	FGA	PCT	FTM	FTA	PCT	REB	AST	PF-DQ	ST	TO	BS	PTS	AVG
2012-13	11-0	47	8	20	.400	1	2	.500	7	4	5-0	2	6	2	17	1.5

3FG: 12-13: 0-4 (.000)

SHAUN LIVINGSTON**NO.** 8**POS:** Guard**Hgt:** 6-7**Wgt:** 185**Born:** 9-11-85**High School:** Peoria Central**Acquired:** Signed as a free agent on October 3, 2008.**Departed:** Traded to Memphis along with cash considerations for a 2012 conditional second-round draft pick on January 7, 2009.

	GP-GS	MIN	FGM	FGA	PCT	FTM	FTA	PCT	REB	AST	PF-DQ	ST	TO	BS	PTS	AVG
2008-09	4-0	41	3	8	.375	3	4	.750	2	4	4-0	2	3	0	9	2.3

3FG: 08-09: 0-0 (.000)

BRAD LOHAUS**NO:** 54**POS:** Forward/Center**Hgt:** 6-11**Wgt:** 235**Born:** 9-29-64**College:** Iowa**Acquired:** Signed as a free agent on October 7, 1994.**Departed:** Became an unrestricted free agent on July 1, 1995.

	GP-GS	MIN	FGM	FGA	PCT	FTM	FTA	PCT	REB	AST	PF-DQ	ST	TO	BS	PTS	AVG
1994-95	61-1	730	97	231	.420	10	15	.667	102	43	85-2	20	29	25	267	4.4

3FG: 94-95: 63-155 (.406)

GRANT LONG	NO: 43	POS: Forward
-------------------	---------------	---------------------

Hgt: 6-9 **Wgt:** 248 **Born:** 3-12-66 **College:** Eastern Michigan
Acquired: Drafted in the second round (33rd overall) in 1988.
Departed: Traded along with Steve Smith and a future second-round pick to Atlanta in exchange for Kevin Willis and a future first-round draft pick on November 7, 1994.

	GP-GS	MIN	FGM	FGA	PCT	FTM	FTA	PCT	REB	AST	PF-DQ	ST	TO	BS	PTS	AVG
1988-89	82-73	2435	336	692	.486	304	406	.749	546	149	337-13	122	201	48	976	11.9
1989-90	81-31	1856	257	532	.483	172	241	.714	402	96	300-11	91	139	38	686	8.5
1990-91	80-66	2514	276	561	.492	181	230	.787	568	176	295-10	119	156	43	734	9.2
1991-92	82-82	3063	440	890	.494	326	404	.807	691	225	248-2	139	185	40	1212	14.8
1992-93	76-62	2728	397	847	.469	261	341	.765	568	182	264-8	104	133	31	1061	14.0
1993-94	69-59	2201	300	672	.446	187	238	.786	495	170	244-5	89	125	26	788	11.4
1994-95	2-2	62	5	12	.417	6	10	.600	11	4	11-1	2	4	0	16	8.0
TOTALS	472-375	14859	2011	4206	.478	1437	1870	.768	3281	1002	1699-50	666	943	226	5473	11.6

3FG: 88-89: 0-5 (.000); 89-90: 0-3 (.000); 90-91: 1-6 (.167); 91-92: 6-22 (.273); 92-93: 6-26 (.231); 93-94: 1-6 (.167); 94-95: 0-0 (.000); TOTALS: 14-68 (.206)

PLAYOFFS

	GP-GS	MIN	FGM	FGA	PCT	FTM	FTA	PCT	REB	AST	PF-DQ	ST	TO	BS	PTS	AVG
1991-92	3-3	120	15	36	.417	7	10	.700	15	8	11-0	5	5	0	37	12.3
1993-94	4-2	110	14	36	.389	21	27	.778	18	7	16-1	3	10	2	49	12.3
TOTALS	7-5	230	29	72	.403	28	37	.757	33	15	27-1	8	15	2	86	12.3

3FG: 91-92: 0-4 (.000); 93-94: 0-0 (.000); TOTALS: 0-4 (.000)

SAM MACK	NO: 4	POS: Forward
-----------------	--------------	---------------------

Hgt: 6-7 **Wgt:** 210 **Born:** 5-26-70 **College:** Houston
Acquired: Signed as a free agent on September 14, 2001.
Departed: Waived on December 13, 2001.

	GP-GS	MIN	FGM	FGA	PCT	FTM	FTA	PCT	REB	AST	PF-DQ	ST	TO	BS	PTS	AVG
2001-02	12-1	159	14	49	.286	5	7	.714	14	4	17-0	5	7	1	40	3.3

3FG: 01-02: 7-28 (.250)

DON MacLEAN	NO: 7	POS: Forward
--------------------	--------------	---------------------

Hgt: 6-10 **Wgt:** 235 **Born:** 1-16-70 **College:** UCLA
Acquired: Signed as a free agent on September 13, 2000.
Departed: Traded to Toronto on August 26, 2001 in a three-team deal that brought Chris Gatling to Miami and sent Ricky Davis and Brian Skinner to Cleveland.

	GP-GS	MIN	FGM	FGA	PCT	FTM	FTA	PCT	REB	AST	PF-DQ	ST	TO	BS	PTS	AVG
2000-01	8-1	76	10	20	.500	9	12	.750	18	4	9-0	5	10	1	31	3.9

3FG: 00-01: 2-2 (1.000)

JAMAAL MAGLOIRE	NO. 21	POS: Center
------------------------	---------------	--------------------

Hgt: 6-11 **Wgt:** 255 **Born:** 5-21-78 **College:** Kentucky
Acquired: Signed as a free agent on September 2, 2008....re-signed on July 22, 2009....re-signed on July 19, 2010.
Departed: Became an unrestricted free agent on July 1, 2011.

	GP-GS	MIN	FGM	FGA	PCT	FTM	FTA	PCT	REB	AST	PF-DQ	ST	TO	BS	PTS	AVG
2008-09	55-12	709	65	131	.496	29	60	.483	222	22	121-0	11	32	25	159	2.9
2009-10	36-0	359	28	56	.500	21	59	.356	121	1	59-0	9	17	11	77	2.1
2010-11	18-0	158	13	22	.591	9	18	.500	61	3	26-0	4	5	2	35	1.9
TOTALS	109-12	1226	106	209	.507	59	137	.431	404	26	206-0	24	54	38	271	2.5

3FG: 08-09: 0-0 (.000); 09-10: 0-0 (.000); 10-11: 0-0 (.000); TOTALS: 0-0 (.000)

PLAYOFFS

	GP-GS	MIN	FGM	FGA	PCT	FTM	FTA	PCT	REB	AST	PF-DQ	ST	TO	BS	PTS	AVG
2008-09	6-0	47	1	3	.333	0	0	.000	11	1	9-0	0	3	0	2	0.3
2009-10	1-0	5	0	2	.000	0	0	.000	1	0	1-0	0	1	0	0	0.0
2010-11	3-0	18	2	5	.400	0	0	.000	5	2	4-0	1	1	0	4	1.3
TOTALS	10-0	70	3	10	.300	0	0	.000	17	3	14-0	1	5	0	6	0.6

3FG: 08-09: 0-0 (.000); 09-10: 0-0 (.000); 10-11: 0-0 (.000); TOTALS: 0-0 (.000)

DAN MAJERLE	NO: 9	POS: Guard/Forward
--------------------	--------------	---------------------------

Hgt: 6-6 **Wgt:** 220 **Born:** 9-9-65 **College:** Central Michigan
Acquired: Signed as a free agent on August 22, 1996...re-signed on August 16, 1999.
Departed: Became an unrestricted free agent on July 1, 2001.

	GP-GS	MIN	FGM	FGA	PCT	FTM	FTA	PCT	REB	AST	PF-DQ	ST	TO	BS	PTS	AVG
1996-97	36-26	1264	141	347	.406	40	59	.678	162	116	75-0	54	50	14	390	10.8
1997-98	72-22	1928	184	439	.419	40	51	.784	268	157	139-2	68	65	15	519	7.2
1998-99	48-48	1624	118	298	.396	33	46	.717	208	150	100-0	38	55	7	337	7.0
1999-00	69-69	2308	170	422	.403	56	69	.812	333	206	156-1	89	62	17	506	7.3
2000-01	53-19	1306	87	259	.336	36	44	.818	166	88	98-0	53	35	15	267	5.0
TOTALS	278-184	8430	700	1765	.397	205	269	.762	1137	717	568-3	302	267	68	2019	7.3

3FG: 96-97: 68-201 (.338); 97-98: 111-295 (.376); 98-99: 68-203 (.335); 99-00: 110-304 (.362); 00-01: 57-181 (.315);
TOTALS: 414-1184 (.350)

PLAYOFFS

	GP-GS	MIN	FGM	FGA	PCT	FTM	FTA	PCT	REB	AST	PF-DQ	ST	TO	BS	PTS	AVG
1996-97	17-2	496	46	117	.393	19	28	.679	72	43	31-0	21	13	4	136	8.0
1997-98	2-2	62	3	8	.375	1	2	.500	5	5	3-0	4	1	1	9	4.5
1998-99	5-5	152	5	26	.192	5	7	.714	29	6	15-0	5	3	2	20	4.0
1999-00	10-10	372	30	71	.423	10	14	.714	70	32	34-0	21	11	1	90	9.0
2000-01	3-0	71	5	16	.313	2	4	.500	10	5	7-0	3	2	0	16	5.3
TOTALS	37-19	1153	89	238	.374	37	55	.673	186	91	90-0	54	30	8	271	7.3

3FG: 96-97: 25-74 (.338); 97-98: 2-6 (.333); 98-99: 5-22 (.227); 99-00: 20-50 (.400); 00-01: 4-14 (.286); TOTALS: 56-166 (.337)

JEFF MALONE	NO: 25	POS: Guard
--------------------	---------------	-------------------

Hgt: 6-4 **Wgt:** 205 **Born:** 6-28-61 **College:** Mississippi State
Acquired: Signed to a 10-day contract on February 12, 1996...signed to a second 10-day contract on February 22, 1996...signed for the remainder of the season on March 3, 1996.
Departed: Rights renounced on July 17, 1996.

	GP-GS	MIN	FGM	FGA	PCT	FTM	FTA	PCT	REB	AST	PF-DQ	ST	TO	BS	PTS	AVG
1995-96	7-0	103	13	33	.394	5	6	.833	8	7	6-0	3	3	0	31	4.4

3FG: 95-96: 0-0 (.000)

SHAWN MARION	NO: 7	POS: Forward
---------------------	--------------	---------------------

Hgt: 6-7 **Wgt:** 228 **Born:** 5-7-78 **College:** UNLV
Acquired: From Phoenix along with Marcus Banks in exchange for Shaquille O'Neal on February 6, 2008.
Departed: Traded to Toronto along with Marcus Banks and cash considerations in exchange for Jermaine O'Neal, Jamario Moon and a conditional draft pick on February 13, 2009.

	GP-GS	MIN	FGM	FGA	PCT	FTM	FTA	PCT	REB	AST	PF-DQ	ST	TO	BS	PTS	AVG
2007-08	16-15	602	96	209	.459	29	42	.690	179	40	33-0	30	37	15	229	14.3
2008-09	42-41	1516	215	446	.482	67	85	.788	365	77	92-1	57	56	45	505	12.0
TOTALS	58-56	2118	311	655	.475	96	127	.756	544	117	125-1	87	93	60	734	12.7

3FG: 07-08: 8-31 (.258); 08-09: 8-40 (.200); TOTALS: 16-71 (.225)

SEAN MARKS	NO: 22	POS: Forward/Center
-------------------	---------------	----------------------------

Hgt: 6-10½ **Wgt:** 250 **Born:** 8-23-75 **College:** California
Acquired: Signed as a free agent on October 1, 2001.
Departed: Became an unrestricted free agent on July 1, 2003.

	GP-GS	MIN	FGM	FGA	PCT	FTM	FTA	PCT	REB	AST	PF-DQ	ST	TO	BS	PTS	AVG
2001-02	21-6	319	38	88	.432	20	34	.588	75	8	40-0	5	19	10	96	4.6
2002-03	23-0	223	22	59	.373	10	15	.667	35	3	37-1	5	14	6	54	2.3
TOTALS	44-6	542	60	147	.408	30	49	.612	110	11	77-1	10	33	16	150	3.4

3FG: 01-02: 0-0 (.000); 02-03: 0-1 (.000); TOTALS: 0-1 (.000)

JAMAL MASHBURN	NO: 24	POS: Forward
-----------------------	---------------	---------------------

Hgt: 6-8 **Wgt:** 250 **Born:** 11-29-72 **College:** Kentucky
Acquired: From Dallas in exchange for Sasha Danilovic, Martin Muursepp and Kurt Thomas on February 14, 1997.
Departed: Traded along with P.J. Brown, Otis Thorpe, Rodney Buford and Tim James to Charlotte for Eddie Jones, Anthony Mason, Ricky Davis and Dale Ellis on August 1, 2000.

	GP-GS	MIN	FGM	FGA	PCT	FTM	FTA	PCT	REB	AST	PF-DQ	ST	TO	BS	PTS	AVG
1996-97	32-30	1189	146	367	.398	88	117	.752	179	111	117-4	43	57	7	428	13.4
1997-98	48-48	1729	251	577	.435	184	231	.797	236	132	137-1	43	108	14	723	15.1
1998-99	24-23	855	134	297	.451	75	104	.721	146	75	58-0	20	60	3	356	14.8
1999-00	76-76	2828	515	1158	.445	186	239	.778	381	298	215-3	79	180	14	1328	17.5
TOTALS	180-177	6601	1046	2399	.436	533	691	.771	942	616	527-8	185	405	38	2835	15.8

3FG: 96-97: 48-146 (.329); 97-98: 37-122 (.303); 98-99: 13-30 (.433); 99-00: 112-278 (.403); TOTALS: 210-576 (.365)

PLAYOFFS

	GP-GS	MIN	FGM	FGA	PCT	FTM	FTA	PCT	REB	AST	PF-DQ	ST	TO	BS	PTS	AVG
1996-97	17-17	554	65	168	.387	26	40	.650	84	35	73-2	17	70	2	178	10.5
1997-98	5-3	129	12	45	.267	3	4	.750	22	9	21-2	3	9	1	31	6.2
1998-99	5-5	152	19	49	.388	6	9	.667	13	10	11-0	2	10	0	50	10.0
1999-00	10-10	423	63	157	.401	36	42	.857	46	32	30-0	11	24	2	175	17.5
TOTALS	37-35	1258	159	419	.379	71	95	.747	165	86	135-4	33	113	5	434	11.7

3FG: 96-97: 22-62 (.355); 97-98: 4-11 (.364); 98-99: 6-14 (.429); 99-00: 13-33 (.394); TOTALS: 45-120 (.375)

ANTHONY MASON	NO: 14	POS: Forward
----------------------	---------------	---------------------

Hgt: 6-8 **Wgt:** 255 **Born:** 12-14-66 **College:** Tennessee State
Acquired: From Charlotte along with Eddie Jones, Ricky Davis and Dale Ellis in exchange for P.J. Brown, Jamal Mashburn, Otis Thorpe, Tim James and Rodney Buford on August 1, 2000.
Departed: Became an unrestricted free agent on July 1, 2001.

	GP-GS	MIN	FGM	FGA	PCT	FTM	FTA	PCT	REB	AST	PF-DQ	ST	TO	BS	PTS	AVG
2000-01	80-80	3254	460	954	.482	370	474	.781	770	248	231-5	80	179	25	1290	16.1

3FG: 00-01: 0-0 (.000)

PLAYOFFS

	GP-GS	MIN	FGM	FGA	PCT	FTM	FTA	PCT	REB	AST	PF-DQ	ST	TO	BS	PTS	AVG
2000-01	3-3	98	5	13	.385	6	6	1.000	9	4	6-0	1	7	0	16	5.3

3FG: 00-01: 0-1 (.000)

MIKE MILLER	NO: 13	POS: Forward
--------------------	---------------	---------------------

Hgt: 6-8 **Wgt:** 210 **Born:** 2-19-80 **College:** Florida
Acquired: Signed as a free agent on July 16, 2010.
Departed: Waived on July 16, 2013.

	GP-GS	MIN	FGM	FGA	PCT	FTM	FTA	PCT	REB	AST	PF-DQ	ST	TO	BS	PTS	AVG
2010-11	41-2	838	81	202	.401	23	34	.676	184	51	88-0	20	41	2	228	5.6
2011-12	39-2	752	91	209	.435	2	5	.400	128	42	58-0	14	30	6	237	6.1
2012-13	59-17	900	100	231	.433	8	11	.727	157	99	63-0	21	35	4	281	4.8
TOTALS	139-21	2490	272	642	.424	33	50	.660	469	192	209-0	55	106	12	746	5.4

3FG: 10-11: 43-118 (.364); 11-12: 53-117 (.453); 12-13: 73-175 (.417); TOTALS: 169-410 (.412)

PLAYOFFS

	GP-GS	MIN	FGM	FGA	PCT	FTM	FTA	PCT	REB	AST	PF-DQ	ST	TO	BS	PTS	AVG
2010-11	18-0	215	18	53	.340	0	0	.000	49	13	26-0	7	8	1	47	2.6
2011-12	23-0	368	40	99	.404	9	11	.818	58	17	41-0	9	12	2	120	5.2
2012-13	17-5	232	21	45	.467	0	0	.000	33	15	26-0	8	5	2	58	3.4
TOTALS	58-5	815	79	197	.401	9	11	.818	140	45	93-0	24	25	5	225	3.9

3FG: 10-11: 11-37 (.297); 11-12: 31-75 (.413); 12-13: 16-36 (.444); TOTALS: 58-148 (.392)

TERRY MILLS	NO: 6	POS: Forward
--------------------	--------------	---------------------

Hgt: 6-10 **Wgt:** 250 **Born:** 12-21-67 **College:** Michigan
Acquired: Signed as a free agent on August 20, 1997.
Departed: Became an unrestricted free agent on July 1, 1999.

	GP-GS	MIN	FGM	FGA	PCT	FTM	FTA	PCT	REB	AST	PF-DQ	ST	TO	BS	PTS	AVG
1997-98	50-0	782	81	206	.393	25	33	.758	152	39	129-1	19	45	9	212	4.2
1998-99	1-0	29	3	8	.375	1	2	.500	4	0	3-0	1	3	0	9	9.0
TOTALS	51-0	811	84	214	.393	26	35	.743	156	39	132-1	20	48	9	221	4.3

3FG: 97-98: 25-81 (.309); 98-99: 2-4 (.500); TOTALS: 27-85 (.318)

PLAYOFFS

	GP-GS	MIN	FGM	FGA	PCT	FTM	FTA	PCT	REB	AST	PF-DQ	ST	TO	BS	PTS	AVG
1997-98	2-0	11	1	5	.200	1	2	.500	3	0	3-0	0	0	0	4	2.0

3FG: 97-98: 1-4 (.250)

HAROLD MINER	NO: 4/32*	POS: Guard
---------------------	------------------	-------------------

Hgt: 6-5 **Wgt:** 214 **Born:** 5-5-71 **College:** USC
Acquired: Drafted in the first round (12th overall) in 1992.
Departed: Traded to Cleveland along with a second-round draft pick for a 1995 second-round draft pick and future considerations on July 15, 1995.

	GP-GS	MIN	FGM	FGA	PCT	FTM	FTA	PCT	REB	AST	PF-DQ	ST	TO	BS	PTS	AVG
1992-93	73-0	1383	292	615	.475	163	214	.762	147	73	130-2	34	92	8	750	10.3
1993-94	63-31	1358	254	532	.477	149	180	.828	156	95	132-0	31	95	13	661	10.5
1994-95	45-16	871	123	305	.403	69	95	.726	117	69	85-0	15	77	6	329	7.3
TOTALS	181-47	3612	669	1452	.461	381	489	.779	420	237	347-2	80	264	27	1740	9.6

3FG: 92-93: 3-9 (.333); 93-94: 4-6 (.667); 94-95: 14-49 (.286); TOTALS: 21-64 (.328)

PLAYOFFS

	GP-GS	MIN	FGM	FGA	PCT	FTM	FTA	PCT	REB	AST	PF-DQ	ST	TO	BS	PTS	AVG
1993-94	4-0	57	12	26	.462	8	11	.727	8	2	4-0	1	2	0	32	8.0

3FG: 93-94: 0-0 (.000)

*Wore No. 32 in the 1992-93 and 1993-94 seasons

TODD MITCHELL	NO: 34	POS: Forward
----------------------	---------------	---------------------

Hgt: 6-7 **Wgt:** 205 **Born:** 7-26-66 **College:** Purdue
Acquired: Signed as a free agent on December 31, 1988.
Departed: Waived on February 24, 1989.

	GP-GS	MIN	FGM	FGA	PCT	FTM	FTA	PCT	REB	AST	PF-DQ	ST	TO	BS	PTS	AVG
1988-89	22-0	320	41	88	.466	36	60	.600	47	20	49-0	15	29	2	118	5.4

3FG: 88-89: 0-0 (.000)

JAMARIO MOON	NO. 8	POS: Forward
---------------------	--------------	---------------------

Hgt: 6-8 **Wgt:** 200 **Born:** 6-13-80 **College:** Meridian CC
Acquired: From Toronto along with Jermaine O'Neal and a conditional draft pick for Shawn Marion, Marcus Banks and cash considerations on February 13, 2009.
Departed: Became a restricted free agent on July 1, 2009 and signed with Cleveland as a free agent on July 24, 2009 after the HEAT refused to match the offer sheet signed on July 17, 2009.

	GP-GS	MIN	FGM	FGA	PCT	FTM	FTA	PCT	REB	AST	PF-DQ	ST	TO	BS	PTS	AVG
2008-09	26-21	689	72	157	.459	13	15	.867	116	25	48-0	21	12	16	184	7.1

3FG: 08-09: 27-73 (.370)

PLAYOFFS

	GP-GS	MIN	FGM	FGA	PCT	FTM	FTA	PCT	REB	AST	PF-DQ	ST	TO	BS	PTS	AVG
2008-09	3-0	40	5	5	1.000	0	2	.000	9	1	5-0	1	2	1	12	4.0

3FG: 08-09: 2-2 (1.000)

JOHN MORTON	NO: 23	POS: Guard
--------------------	---------------	-------------------

Hgt: 6-3 **Wgt:** 181 **Born:** 5-18-67 **College:** Seton Hall
Acquired: Signed as a free agent on November 22, 1991.
Departed: Waived on October 28, 1992.

	GP-GS	MIN	FGM	FGA	PCT	FTM	FTA	PCT	REB	AST	PF-DQ	ST	TO	BS	PTS	AVG
1991-92	21-0	216	33	81	.407	24	29	.828	19	27	20-0	12	24	1	92	4.4
3FG: 91-92: 2-15 (.133)																

PLAYOFFS

	GP-GS	MIN	FGM	FGA	PCT	FTM	FTA	PCT	REB	AST	PF-DQ	ST	TO	BS	PTS	AVG
1991-92	1-0	2	0	0	.000	2	2	1.000	0	0	0-0	0	1	0	2	2.0
3FG: 91-92: 0-0 (.000)																

ALONZO MOURNING	NO: 33*	POS: Center
------------------------	----------------	--------------------

Hgt: 6-10 **Wgt:** 261 **Born:** 2-8-70 **College:** Georgetown
Acquired: From Charlotte along with Pete Meyers and LeRon Ellis in exchange for Glen Rice, Matt Geiger, Khalid Reeves and a 1996 first-round draft pick on November 3, 1995...re-signed to a multi-year contract on August 10, 1996.
Departed: Became an unrestricted free agent on July 1, 2003.
Re-Acquired: Signed as a free agent on March 1, 2005...re-signed on August 18, 2006.
Departed: Became an unrestricted free agent on July 1, 2008.

	GP-GS	MIN	FGM	FGA	PCT	FTM	FTA	PCT	REB	AST	PF-DQ	ST	TO	BS	PTS	AVG
1995-96	70-70	2671	563	1076	.523	488	712	.685	727	159	245-5	70	262	189	1623	23.2
1996-97	66-65	2320	473	885	.534	363	565	.642	656	104	272-9	56	226	189	1310	19.8
1997-98	58-56	1939	403	732	.551	309	465	.665	558	52	208-4	40	179	130	1115	19.2
1998-99	46-46	1753	324	634	.511	276	423	.652	507	74	161-1	34	139	180	924	20.1
1999-00	79-78	2748	652	1184	.551	414	582	.711	753	123	308-8	40	217	294	1718	21.7
2000-01	13-3	306	73	141	.518	31	55	.564	101	12	24-0	4	28	31	177	13.6
2001-02	75-74	2455	447	866	.516	283	431	.657	632	87	258-7	27	182	186	1178	15.7
2002-03	0-0	0	0	0	.000	0	0	.000	0	0	0-0	0	0	0	0	0.0
2004-05	19-3	245	32	62	.516	31	55	.564	71	4	32-0	3	12	33	95	5.0
2005-06	65-20	1302	188	315	.597	133	224	.594	359	11	177-4	13	79	173	509	7.8
2006-07	77-43	1572	238	425	.560	185	308	.601	350	18	219-3	13	129	178	661	8.6
2007-08	25-0	389	52	95	.547	45	76	.592	93	7	56-0	4	25	42	149	6.0
TOTALS	593-458	17700	3445	6415	.537	2558	3896	.657	4807	651	1960-41	304	1478	1625	9459	16.0

3FG: 95-96: 9-30 (.300); 96-97: 1-9 (.111); 97-98: 0-0 (.000); 98-99: 0-2 (.000); 99-00: 0-4 (.000); 00-01: 0-1 (.000); 01-02: 1-3 (.333); 02-03: 0-0 (.000); 04-05: 0-0 (.000); 05-06: 0-1 (.000); 06-07: 0-0 (.000); 07-08: 0-0 (.000); TOTALS: 11-50 (.220)

PLAYOFFS

	GP-GS	MIN	FGM	FGA	PCT	FTM	FTA	PCT	REB	AST	PF-DQ	ST	TO	BS	PTS	AVG
1995-96	3-3	92	17	35	.486	20	28	.714	18	4	13-1	2	16	3	54	18.0
1996-97	17-17	630	107	218	.491	86	155	.555	173	18	73-2	11	70	46	303	17.8
1997-98	4-4	138	29	56	.518	19	29	.655	34	5	18-0	3	8	10	77	19.3
1998-99	5-5	194	38	73	.521	32	49	.653	41	4	19-0	8	12	14	108	21.6
1999-00	10-10	376	76	157	.484	64	96	.667	100	14	40-1	2	24	33	216	21.6
2000-01	3-3	91	12	25	.480	11	19	.579	16	3	9-0	0	5	5	35	11.7
2004-05	15-2	254	31	44	.705	29	52	.558	72	5	49-2	5	22	33	91	6.1
2005-06	21-0	226	26	37	.703	28	42	.667	61	3	49-0	5	17	24	80	3.8
2006-07	4-0	55	10	11	.909	5	13	.385	8	1	6-0	0	1	3	25	6.3
TOTALS	82-44	2056	346	656	.527	294	483	.609	523	57	276-6	36	175	171	989	12.1

3FG: 95-96: 0-0 (.000); 96-97: 3-8 (.375); 97-98: 0-0 (.000); 98-99: 0-0 (.000); 99-00: 0-1 (.000); 00-01: 0-0 (.000); 04-05: 0-0 (.000); 05-06: 0-0 (.000); 06-07: 0-0 (.000); TOTALS: 3-9 (.333)

*Had his jersey retired by the HEAT on Mar. 30, 2009.

ERIC MURDOCK	NO: 5	POS: Guard
---------------------	--------------	-------------------

Hgt: 6-1 **Wgt:** 200 **Born:** 6-14-68 **College:** Providence

Acquired: Signed as a free agent on September 10, 1997.

Departed: Became an unrestricted free agent on July 1, 1998.

	GP-GS	MIN	FGM	FGA	PCT	FTM	FTA	PCT	REB	AST	PF-DQ	ST	TO	BS	PTS	AVG
1997-98	82-1	1395	177	419	.422	125	156	.801	156	219	173-1	103	104	13	507	6.2

3FG: 97-98: 28-91 (.308)

PLAYOFFS

	GP-GS	MIN	FGM	FGA	PCT	FTM	FTA	PCT	REB	AST	PF-DQ	ST	TO	BS	PTS	AVG
1997-98	5-0	125	11	32	.344	23	28	.821	20	15	11-0	7	4	0	47	9.4

3FG: 97-98: 2-9 (.222)

MARTIN MUURSEPP	NO: 31	POS: Forward
------------------------	---------------	---------------------

Hgt: 6-9 **Wgt:** 235 **Born:** 9-26-74 **Country:** Estonia

Acquired: From Utah during the 1996 NBA Draft in exchange for a future first-round draft choice on June 26, 1996.

Departed: Traded to Dallas with Sasha Danilovic and Kurt Thomas in exchange for Jamal Mashburn on February 14, 1997.

	GP-GS	MIN	FGM	FGA	PCT	FTM	FTA	PCT	REB	AST	PF-DQ	ST	TO	BS	PTS	AVG
1996-97	10-0	27	5	14	.357	6	14	.429	5	3	3-0	0	3	1	17	1.7

3FG: 96-97: 1-4 (.250)

PETE MYERS	NO: 20	POS: Guard/Forward
-------------------	---------------	---------------------------

Hgt: 6-6 **Wgt:** 180 **Born:** 9-15-63 **College:** Arkansas-Little Rock

Acquired: From Charlotte along with Alonzo Mourning and LeRon Ellis in exchange for Glen Rice, Matt Geiger, Khalid Reeves and a first-round draft pick on November 3, 1995.

Departed: Waived on February 12, 1996.

	GP-GS	MIN	FGM	FGA	PCT	FTM	FTA	PCT	REB	AST	PF-DQ	ST	TO	BS	PTS	AVG
1995-96	39-1	639	62	160	.388	49	76	.645	73	97	75-1	14	56	11	184	4.7

3FG: 95-96: 11-42 (.262)

CRAIG NEAL	NO: 11	POS: Guard
-------------------	---------------	-------------------

Hgt: 6-6 **Wgt:** 180 **Born:** 2-16-64 **College:** Georgia Tech

Acquired: Signed as a free agent on January 14, 1989.

Departed: Relinquished right-of-first-refusal on July 1, 1989.

	GP-GS	MIN	FGM	FGA	PCT	FTM	FTA	PCT	REB	AST	PF-DQ	ST	TO	BS	PTS	AVG
1988-89	32-0	341	34	88	.386	13	21	.619	18	86	46-0	15	4	4	89	2.8

3FG: 88-89: 8-25 (.320)

LAMAR ODOM	NO: 7	POS: Forward
-------------------	--------------	---------------------

Hgt: 6-10 **Wgt:** 232 **Born:** 11-6-79 **College:** Rhode Island

Acquired: Signed as a free agent on August 27, 2003.

Departed: Traded to the L.A. Lakers with Caron Butler, Brian Grant and a future first-round draft pick in exchange for Shaquille O'Neal on July 14, 2004.

	GP-GS	MIN	FGM	FGA	PCT	FTM	FTA	PCT	REB	AST	PF-DQ	ST	TO	BS	PTS	AVG
2003-04	80-80	3003	485	1127	.430	340	458	.742	776	327	273-5	85	236	71	1371	17.1

3FG: 03-04: 61-205 (.298)

PLAYOFFS

	GP-GS	MIN	FGM	FGA	PCT	FTM	FTA	PCT	REB	AST	PF-DQ	ST	TO	BS	PTS	AVG
2003-04	13-13	512	81	182	.445	49	72	.681	108	37	58-2	15	42	10	219	16.8

3FG: 03-04: 8-26 (.308)

ALAN OGG **NO:** 53 **POS:** Center

Hgt: 7-1 **Wgt:** 248 **Born:** 7-5-67 **College:** Alabama-Birmingham
Acquired: Signed as a free agent on January 7, 1991.
Departed: Waived on November 4, 1992.

	GP-GS	MIN	FGM	FGA	PCT	FTM	FTA	PCT	REB	AST	PF-DQ	ST	TO	BS	PTS	AVG
1990-91	31-1	261	24	55	.436	6	10	.600	49	2	53-1	6	8	27	54	1.7
1991-92	43-0	367	46	84	.548	16	30	.533	74	7	73-0	5	19	28	108	2.5
TOTALS	74-1	628	70	139	.504	22	40	.550	123	9	126-1	11	27	55	162	2.2

3FG: 90-91: 0-2 (.000); 91-92: 0-0 (.000); TOTALS: 0-2 (.000)

PLAYOFFS

	GP-GS	MIN	FGM	FGA	PCT	FTM	FTA	PCT	REB	AST	PF-DQ	ST	TO	BS	PTS	AVG
1991-92	3-0	15	1	3	.333	1	2	.500	1	0	3-0	1	0	3	3	1.0

3FG: 91-92: 0-0 (.000)

JERMAINE O'NEAL **NO.** 7 **POS:** Center/Forward

Hgt: 6-11 **Wgt:** 255 **Born:** 10-13-78 **High School:** Eau Claire (SC)
Acquired: From Toronto along with Jamario Moon and a conditional draft pick for Shawn Marion, Marcus Banks and cash considerations on February 13, 2009.
Departed: Became an unrestricted free agent on July 1, 2010.

	GP-GS	MIN	FGM	FGA	PCT	FTM	FTA	PCT	REB	AST	PF-DQ	ST	TO	BS	PTS	AVG
2008-09	27-27	811	145	305	.475	60	80	.750	145	55	81-1	11	52	54	350	13.0
2009-10	70-70	1991	394	745	.529	162	225	.720	486	92	212-2	25	125	95	950	13.6
TOTALS	97-97	2802	539	1050	.513	222	305	.728	631	147	293-3	36	177	149	1300	13.4

3FG: 08-09: 0-0 (.000); 09-10: 0-2 (.000); TOTALS: 0-2 (.000)

PLAYOFFS

	GP-GS	MIN	FGM	FGA	PCT	FTM	FTA	PCT	REB	AST	PF-DQ	ST	TO	BS	PTS	AVG
2008-09	6-5	162	28	51	.549	24	32	.750	27	9	18-0	3	10	9	80	13.3
2009-10	5-5	117	9	44	.205	3	7	.429	28	5	13-0	4	7	10	21	4.2
TOTALS	11-10	279	37	95	.389	27	39	.692	55	14	31-0	7	17	19	101	9.2

3FG: 08-09: 0-0 (.000); 09-10: 0-0 (.000); TOTALS: 0-0 (.000)

SHAQUILLE O'NEAL **NO:** 32 **POS:** Center

Hgt: 7-1 **Wgt:** 325 **Born:** 3-6-72 **College:** Louisiana State
Acquired: From the L.A. Lakers in exchange for Caron Butler, Brian Grant, Lamar Odom and a future first-round draft pick on July 14, 2004...re-signed on August 2, 2005.
Departed: Traded to Phoenix in exchange for Shawn Marion and Marcus Banks on February 6, 2008.

	GP-GS	MIN	FGM	FGA	PCT	FTM	FTA	PCT	REB	AST	PF-DQ	ST	TO	BS	PTS	AVG
2004-05	73-73	2492	658	1095	.601	353	765	.461	760	200	262-4	36	203	171	1669	22.9
2005-06	59-58	1806	480	800	.600	221	471	.469	541	113	230-4	23	168	104	1181	20.0
2006-07	40-39	1135	283	479	.591	124	294	.422	297	79	139-2	8	95	55	690	17.3
2007-08	33-33	945	191	329	.581	88	178	.494	258	45	134-6	19	98	54	470	14.2
TOTALS	205-203	6378	1612	2703	.596	786	1708	.460	1856	437	765-16	86	564	384	4010	19.6

3FG: 04-05: 0-0 (.000); 05-06: 0-0 (.000); 06-07: 0-0 (.000); 07-08: 0-0 (.000); TOTALS: 0-0 (.000)

PLAYOFFS

	GP-GS	MIN	FGM	FGA	PCT	FTM	FTA	PCT	REB	AST	PF-DQ	ST	TO	BS	PTS	AVG
2004-05	13-13	431	101	181	.558	50	106	.472	102	25	52-1	5	42	19	252	19.4
2005-06	23-23	759	178	291	.612	68	182	.374	225	39	84-0	11	85	34	424	18.4
2006-07	4-4	121	33	59	.559	9	27	.333	34	5	15-1	1	14	6	75	18.8
TOTALS	40-40	1311	312	531	.588	127	315	.403	361	69	151-2	17	141	59	751	18.8

3FG: 04-05: 0-0 (.000); 05-06: 0-0 (.000); 06-07: 0-0 (.000); TOTALS: 0-0 (.000)

BILLY OWENS	NO: 30/32*	POS: Guard/Forward
--------------------	-------------------	---------------------------

Hgt: 6-9 **Wgt:** 225 **Born:** 5-1-69 **College:** Syracuse
Acquired: From Golden State along with the rights to Sasha Danilovic in exchange for Rony Seikaly on November 2, 1994.
Departed: Traded to Sacramento along with Kevin Gamble in exchange for Walt Williams and Tyrone Corbin on February 22, 1996.

	GP-GS	MIN	FGM	FGA	PCT	FTM	FTA	PCT	REB	AST	PF-DQ	ST	TO	BS	PTS	AVG
1994-95	70-60	2296	403	820	.491	194	313	.620	502	246	205-6	80	204	30	1002	14.3
1995-96	40-40	1388	239	473	.505	112	177	.633	286	134	132-1	30	113	22	590	14.8
TOTALS	110-100	3684	642	1293	.497	306	490	.624	788	380	337-7	110	317	52	1592	14.5

3FG: 94-95: 2-22 (.091); 95-96: 0-6 (.000); TOTALS: 2-28 (.071)

*Wore No. 32 in 1994-95 season

SMUSH PARKER	NO: 21	POS: Guard
---------------------	---------------	-------------------

Hgt: 6-4 **Wgt:** 190 **Born:** 6-1-81 **College:** Fordham
Acquired: Signed as a free agent on July 27, 2007.
Departed: Waived on March 10, 2008.

	GP-GS	MIN	FGM	FGA	PCT	FTM	FTA	PCT	REB	AST	PF-DQ	ST	TO	BS	PTS	AVG
2007-08	9-0	183	17	54	.315	3	4	.750	19	15	13-0	5	8	3	43	4.8

3FG: 07-08: 6-24 (.250)

GARY PAYTON	NO: 20	POS: Guard
--------------------	---------------	-------------------

Hgt: 6-4 **Wgt:** 190 **Born:** 7-23-68 **College:** Oregon State
Acquired: Signed as a free agent on September 22, 2005...re-signed on September 6, 2006.
Departed: Became an unrestricted free agent on July 1, 2007.

	GP-GS	MIN	FGM	FGA	PCT	FTM	FTA	PCT	REB	AST	PF-DQ	ST	TO	BS	PTS	AVG
2005-06	81-25	2305	230	547	.420	100	126	.794	233	257	169-0	71	102	10	626	7.7
2006-07	68-28	1503	144	366	.393	38	57	.667	132	201	117-0	43	66	3	358	5.3
TOTALS	149-53	3808	374	913	.410	138	183	.754	365	458	286-0	114	168	13	984	6.6

3FG: 05-06: 66-230 (.287); 06-07: 32-123 (.260); TOTALS: 98-353 (.278)

PLAYOFFS

	GP-GS	MIN	FGM	FGA	PCT	FTM	FTA	PCT	REB	AST	PF-DQ	ST	TO	BS	PTS	AVG
2005-06	23-0	560	49	116	.422	18	25	.720	40	36	55-0	23	18	3	133	5.8
2006-07	2-0	32	0	3	.000	0	0	.000	4	3	3-0	0	4	0	0	0.0
TOTALS	25-0	592	49	119	.412	18	25	.720	44	39	58-0	23	22	3	133	5.3

3FG: 05-06: 17-58 (.293); 06-07: 0-1 (.000); TOTALS: 17-59 (.288)

KIRK PENNEY	NO: 20	POS: Guard
--------------------	---------------	-------------------

Hgt: 6-5 **Wgt:** 220 **Born:** 11-23-80 **College:** Wisconsin
Acquired: Signed as a free agent on November 3, 2003.
Departed: Waived on November 7, 2003.

	GP-GS	MIN	FGM	FGA	PCT	FTM	FTA	PCT	REB	AST	PF-DQ	ST	TO	BS	PTS	AVG
2003-04	2-0	18	1	6	.167	0	0	.000	1	1	1-0	1	3	0	3	1.5

3FG: 03-04: 1-3 (.333)

WESLEY PERSON	NO: 7	POS: Guard/Forward
----------------------	--------------	---------------------------

Hgt: 6-6 **Wgt:** 205 **Born:** 3-28-71 **College:** Auburn
Acquired: Signed as a free agent on August 11, 2004.
Departed: Waived on March 1, 2005.

	GP-GS	MIN	FGM	FGA	PCT	FTM	FTA	PCT	REB	AST	PF-DQ	ST	TO	BS	PTS	AVG
2004-05	16-3	206	25	57	.439	4	4	1.000	22	11	6-0	6	7	0	62	3.9

3FG: 04-05: 8-21 (.381)

ED PINCKNEY	NO: 54	POS: Forward
--------------------	---------------	---------------------

Hgt: 6-9 **Wgt:** 240 **Born:** 3-27-63 **College:** Villanova

Acquired: Signed as a free agent on September 25, 1996.

Departed: Became an unrestricted free agent on July 1, 1997.

	GP-GS	MIN	FGM	FGA	PCT	FTM	FTA	PCT	REB	AST	PF-DQ	ST	TO	BS	PTS	AVG
1996-97	27-0	273	23	43	.535	20	25	.800	65	6	30-0	8	19	9	66	2.4

3FG: 96-97: 0-0 (.000)

PLAYOFFS

	GP-GS	MIN	FGM	FGA	PCT	FTM	FTA	PCT	REB	AST	PF-DQ	ST	TO	BS	PTS	AVG
1996-97	2-0	6	2	3	.667	0	0	.000	0	1	0-0	0	0	0	4	2.0

3FG: 96-97: 0-0 (.000)

DEXTER PITTMAN	NO: 45	POS: Center
-----------------------	---------------	--------------------

Hgt: 6-11¹/₂ **Wgt:** 275 **Born:** 3-2-88 **College:** Texas

Acquired: Drafted in the second round (32nd overall) in 2010.

Departed: Traded along with a 2013 second-round draft choice and cash considerations to the Memphis Grizzlies for the draft rights to Ricky Sanchez on February 21, 2013.

	GP-GS	MIN	FGM	FGA	PCT	FTM	FTA	PCT	REB	AST	PF-DQ	ST	TO	BS	PTS	AVG
2010-11	2-0	11	1	3	.333	0	0	.000	3	0	2-0	0	2	0	2	1.0
2011-12	35-6	301	44	94	.468	18	28	.643	71	9	73-1	8	17	8	106	3.0
2012-13	4-0	12	3	5	.600	0	0	.000	7	0	4-0	0	2	0	6	1.5
TOTALS	41-6	324	48	102	.471	18	28	.643	81	9	79-1	8	21	8	114	2.8

3FG: 10-11: 0-0 (.000); 11-12: 0-0 (.000); 12-13: 0-0 (.000); TOTALS: 0-0 (.000)

PLAYOFFS

	GP-GS	MIN	FGM	FGA	PCT	FTM	FTA	PCT	REB	AST	PF-DQ	ST	TO	BS	PTS	AVG
2011-12	3-1	8	0	2	.000	0	0	.000	0	1	2-0	0	0	1	0	0.0

3FG: 11-12: 0-0 (.000)

TERRY PORTER	NO: 30	POS: Guard
---------------------	---------------	-------------------

Hgt: 6-3 **Wgt:** 195 **Born:** 4-8-63 **College:** UW-Stevens Point

Acquired: Signed as a free agent on January 22, 1998.

Departed: Became an unrestricted free agent on July 1, 1999.

	GP-GS	MIN	FGM	FGA	PCT	FTM	FTA	PCT	REB	AST	PF-DQ	ST	TO	BS	PTS	AVG
1998-99	50-1	1365	172	370	.465	123	148	.831	140	146	97-0	48	74	11	525	10.5

3FG: 98-99: 58-141 (.411)

PLAYOFFS

	GP-GS	MIN	FGM	FGA	PCT	FTM	FTA	PCT	REB	AST	PF-DQ	ST	TO	BS	PTS	AVG
1998-99	5-0	139	15	32	.469	12	15	.800	19	15	8-0	3	8	0	45	9.0

3FG: 98-99: 3-12 (.250)

DAVE POPSON	NO: 41	POS: Forward
--------------------	---------------	---------------------

Hgt: 6-10 **Wgt:** 220 **Born:** 5-17-64 **College:** North Carolina

Acquired: Signed as a free agent on March 22, 1989.

Departed: Relinquished right of first refusal on July 1, 1989.

	GP-GS	MIN	FGM	FGA	PCT	FTM	FTA	PCT	REB	AST	PF-DQ	ST	TO	BS	PTS	AVG
1988-89	7-0	38	5	15	.333	1	2	.500	11	2	8-0	0	4	1	11	1.6

3FG: 88-89: 5-15 (.333)

JAMES POSEY	NO: 42	POS: Forward
--------------------	---------------	---------------------

Hgt: 6-8 **Wgt:** 217 **Born:** 1-13-77 **College:** Xavier
Acquired: From Memphis on August 2, 2005 along with Jason Williams, Antoine Walker, Andre Emmett and the draft rights to Roberto Duenas in a five-team trade that sent Curtis Borchardt, Qyntel Woods, the draft rights to Albert Miralles and two second-round draft picks to Boston; Eddie Jones and Raul Lopez to Memphis; Rasual Butler and Kirk Snyder to New Orleans and Greg Ostertag to Utah.
Departed: Became an unrestricted free agent on July 1, 2007.

	GP-GS	MIN	FGM	FGA	PCT	FTM	FTA	PCT	REB	AST	PF-DQ	ST	TO	BS	PTS	AVG
2005-06	67-63	1914	159	395	.403	48	61	.787	319	89	196-2	54	58	20	483	7.2
2006-07	71-19	1919	186	432	.431	81	98	.827	357	94	193-1	71	55	23	550	7.7
TOTALS	138-82	3833	345	827	.417	129	159	.811	676	183	389-3	125	113	43	1033	7.5

3FG: 05-06: 117-290 (.403); 06-07: 97-259 (.375); TOTALS: 214-549 (.390)

PLAYOFFS

	GP-GS	MIN	FGM	FGA	PCT	FTM	FTA	PCT	REB	AST	PF-DQ	ST	TO	BS	PTS	AVG
2005-06	22-1	606	49	114	.430	27	37	.730	125	20	70-1	17	11	2	160	7.3
2006-07	4-1	139	10	26	.385	5	5	1.000	31	6	18-1	8	5	5	31	7.8
TOTALS	26-2	745	59	140	.421	32	42	.762	156	26	88-2	25	16	7	191	7.3

3FG: 05-06: 35-83 (.422); 06-07: 6-19 (.316); TOTALS: 41-102 (.402)

KASIB POWELL	NO: 12	POS: Forward
---------------------	---------------	---------------------

Hgt: 6-7 **Wgt:** 215 **Born:** 3-18-81 **College:** Texas Tech
Acquired: Signed a 10-day contract on March 22, 2008...re-signed for the remainder of the season on April 8, 2008.
Departed: Became an unrestricted free agent on July 1, 2008.

	GP-GS	MIN	FGM	FGA	PCT	FTM	FTA	PCT	REB	AST	PF-DQ	ST	TO	BS	PTS	AVG
2007-08	11-4	304	35	95	.368	6	9	.667	44	18	18-0	9	5	2	84	7.6

3FG: 07-08: 8-33 (.242)

KEVIN PRITCHARD	NO: 14	POS: Guard
------------------------	---------------	-------------------

Hgt: 6-4 **Wgt:** 185 **Born:** 7-17-67 **College:** Kansas
Acquired: Signed as a free agent on February 6, 1995.
Departed: Waived on April 18, 1995.

	GP-GS	MIN	FGM	FGA	PCT	FTM	FTA	PCT	REB	AST	PF-DQ	ST	TO	BS	PTS	AVG
1994-95	14-0	158	13	29	.448	15	17	.882	11	23	19-0	2	7	1	43	3.1

3FG: 94-95: 2-5 (.400)

CHRIS QUINN	NO: 11	POS: Guard
--------------------	---------------	-------------------

Hgt: 6-2 **Wgt:** 175 **Born:** 9-27-83 **College:** Notre Dame
Acquired: Signed as a free agent on July 6, 2006...re-signed on September 11, 2008.
Departed: Traded to New Jersey along with a 2012 second-round draft pick for a 2010 conditional second-round draft pick on January 5, 2010.

	GP-GS	MIN	FGM	FGA	PCT	FTM	FTA	PCT	REB	AST	PF-DQ	ST	TO	BS	PTS	AVG
2006-07	42-1	408	48	131	.366	25	37	.676	30	65	32-1	15	21	0	141	3.4
2007-08	60-25	1340	158	373	.424	85	98	.867	118	178	90-0	46	55	4	465	7.8
2008-09	66-0	962	118	289	.408	47	58	.810	75	132	79-0	24	33	2	339	5.1
2009-10	0-0	0	0	0	.000	0	0	.000	0	0	0-0	0	0	0	0	0.0
TOTALS	168-26	2710	324	793	.409	157	193	.813	223	375	201-1	85	109	6	945	5.6

3FG: 06-07: 20-57 (.351); 07-08: 64-159 (.403); 08-09: 56-137 (.409); TOTALS: 140-353 (.397)

PLAYOFFS

	GP-GS	MIN	FGM	FGA	PCT	FTM	FTA	PCT	REB	AST	PF-DQ	ST	TO	BS	PTS	AVG
2008-09	5-0	24	3	7	.429	2	2	1.000	1	5	1-0	2	2	0	8	1.6

3FG: 08-09: 0-1 (.000)

SHAVLIK RANDOLPH	NO. 42	POS: Forward
-------------------------	---------------	---------------------

Hgt: 6-10 **Wgt:** 230 **Born:** 11-24-83 **College:** Duke
Acquired: Signed as a free agent on September 28, 2009.
Departed: Waived on December 14, 2009.
Re-Acquired: Signed as a free agent on April 6, 2010...re-signed on July 27, 2010.
Departed: Waived on October 20, 2010.

	GP-GS	MIN	FGM	FGA	PCT	FTM	FTA	PCT	REB	AST	PF-DQ	ST	TO	BS	PTS	AVG
2009-10	3-0	47	5	15	.333	0	0	.000	13	0	9-0	1	2	1	10	3.3

3FG: 09-10: 0-0 (.000)

KHALID REEVES	NO: 3	POS: Guard
----------------------	--------------	-------------------

Hgt: 6-3 **Wgt:** 201 **Born:** 7-15-72 **College:** Arizona
Acquired: Drafted in the first round (12th overall) in 1994.
Departed: Traded to Charlotte with Glen Rice, Matt Geiger and a first-round draft pick in exchange for Alonzo Mourning, Pete Myers and LeRon Ellis on November 3, 1995.

	GP-GS	MIN	FGM	FGA	PCT	FTM	FTA	PCT	REB	AST	PF-DQ	ST	TO	BS	PTS	AVG
1994-95	67-17	1462	206	465	.443	140	196	.714	186	288	139-1	77	132	10	619	9.2

3FG: 94-95: 67-171 (.392)

TERRENCE RENCHER	NO: 15	POS: Guard
-------------------------	---------------	-------------------

Hgt: 6-4 **Wgt:** 185 **Born:** 2-19-73 **College:** Texas
Acquired: From Washington along with Rex Chapman in exchange for the rights to Jeff Webster and Ed Stokes on June 28, 1995.
Departed: Traded to Phoenix for Tony Smith on February 22, 1996.

	GP-GS	MIN	FGM	FGA	PCT	FTM	FTA	PCT	REB	AST	PF-DQ	ST	TO	BS	PTS	AVG
1995-96	34-1	397	32	99	.323	30	43	.698	42	54	36-0	16	41	1	103	3.0

3FG: 95-96: 9-29 (.310)

GLEN RICE	NO: 41	POS: Guard/Forward
------------------	---------------	---------------------------

Hgt: 6-8 **Wgt:** 218 **Born:** 5-28-67 **College:** Michigan
Acquired: Drafted in the first round (4th overall) in 1989.
Departed: Traded to Charlotte along with Matt Geiger, Khalid Reeves and a first-round draft pick in exchange for Alonzo Mourning, Pete Myers and LeRon Ellis on November 3, 1995.

	GP-GS	MIN	FGM	FGA	PCT	FTM	FTA	PCT	REB	AST	PF-DQ	ST	TO	BS	PTS	AVG
1989-90	77-60	2311	470	1071	.439	91	124	.734	352	138	198-1	67	113	27	1048	13.6
1990-91	77-77	2646	550	1193	.461	171	209	.818	381	189	216-0	101	166	26	1342	17.4
1991-92	79-79	3007	672	1432	.469	266	318	.836	394	184	170-0	90	145	35	1765	22.3
1992-93	82-82	3082	582	1324	.440	242	295	.820	424	180	201-0	92	157	25	1554	19.0
1993-94	81-81	2999	663	1421	.467	250	284	.880	434	184	186-0	110	130	32	1708	21.1
1994-95	82-82	3014	667	1403	.475	312	365	.855	378	192	203-1	112	153	14	1831	22.3
TOTALS	478-461	17059	3604	7844	.459	1332	1595	.835	2363	1067	1174-2	572	864	159	9248	19.3

3FG: 89-90: 17-69 (.246); 90-91: 71-184 (.386); 91-92: 155-396 (.391); 92-93: 148-386 (.383); 93-94: 132-346 (.382); 94-95: 185-451 (.410); TOTALS: 708-1832 (.386)

PLAYOFFS

	GP-GS	MIN	FGM	FGA	PCT	FTM	FTA	PCT	REB	AST	PF-DQ	ST	TO	BS	PTS	AVG
1991-92	3-3	119	24	64	.375	6	7	.857	10	5	7-0	2	6	0	57	19.0
1993-94	5-5	195	26	68	.382	6	8	.750	36	10	14-0	11	14	2	65	13.0
TOTALS	8-8	314	50	132	.379	12	15	.800	46	15	21-0	13	20	2	122	15.2

3FG: 91-92: 3-12 (.250); 93-94: 7-23 (.304); TOTALS: 10-35 (.286)

QUENTIN RICHARDSON	NO. 5	POS: Guard/Forward
---------------------------	--------------	---------------------------

Hgt: 6-6 **Wgt:** 228 **Born:** 4-13-80 **College:** DePaul
Acquired: From Minnesota in exchange for Mark Blount on August 13, 2009.
Departed: Became an unrestricted free agent on July 1, 2010.

	GP-GS	MIN	FGM	FGA	PCT	FTM	FTA	PCT	REB	AST	PF-DQ	ST	TO	BS	PTS	AVG
2009-10	76-75	2082	242	561	.431	52	71	.732	374	93	169-0	70	62	18	678	8.9
3FG: 09-10: 142-358 (.397)																

PLAYOFFS

	GP-GS	MIN	FGM	FGA	PCT	FTM	FTA	PCT	REB	AST	PF-DQ	ST	TO	BS	PTS	AVG
2009-10	5-5	149	18	45	.400	4	5	.800	19	8	16-0	8	5	1	49	9.8
3FG: 09-10: 9-22 (.409)																

JAMAL ROBINSON	NO: 13	POS: Guard/Forward
-----------------------	---------------	---------------------------

Hgt: 6-7 **Wgt:** 212 **Born:** 12-27-73 **College:** Virginia
Acquired: Signed as a free agent on September 28, 2000.
Departed: Waived on November 26, 2000.

	GP-GS	MIN	FGM	FGA	PCT	FTM	FTA	PCT	REB	AST	PF-DQ	ST	TO	BS	PTS	AVG
2000-01	6-0	72	3	22	.136	0	0	.000	11	2	7-0	6	3	0	6	1.0
3FG: 00-01: 0-2 (.000)																

JIM ROWINSKI	NO: 50	POS: Forward
---------------------	---------------	---------------------

Hgt: 6-8 **Wgt:** 255 **Born:** 1-4-61 **College:** Purdue
Acquired: Signed as a free agent on March 8, 1990.
Departed: Relinquished right of first refusal on July 1, 1990.

	GP-GS	MIN	FGM	FGA	PCT	FTM	FTA	PCT	REB	AST	PF-DQ	ST	TO	BS	PTS	AVG
1989-90	14-0	112	14	32	.438	22	26	.846	29	5	19-0	1	10	2	50	3.6
3FG: 89-90: 0-0 (.000)																

JOHN SALLEY	NO: 22	POS: Forward/Center
--------------------	---------------	----------------------------

Hgt: 6-11½ **Wgt:** 255 **Born:** 5-16-64 **College:** Georgia Tech
Acquired: From Detroit in exchange for the draft rights to Isaiah Morris and a 1993 first-round draft pick on September 8, 1992.
Departed: Selected by Toronto in the 1995 Expansion Draft on June 24, 1995.

	GP-GS	MIN	FGM	FGA	PCT	FTM	FTA	PCT	REB	AST	PF-DQ	ST	TO	BS	PTS	AVG
1992-93	51-34	1422	154	307	.502	115	144	.799	313	83	192-7	32	101	70	423	8.3
1993-94	76-45	1910	208	436	.477	164	225	.729	407	135	260-4	56	94	78	582	7.7
1994-95	75-50	1955	197	395	.499	153	207	.739	336	123	279-5	47	97	85	547	7.3
TOTALS	202-129	5287	529	1138	.491	432	576	.750	1056	341	731-16	135	292	233	1552	7.7

3FG: 92-93: 0-0 (.000); 93-94: 2-3 (.667); 94-95: 0-0 (.000); TOTALS: 2-3 (.667)

PLAYOFFS

	GP-GS	MIN	FGM	FGA	PCT	FTM	FTA	PCT	REB	AST	PF-DQ	ST	TO	BS	PTS	AVG
1993-94	5-5	201	22	57	.386	11	16	.688	40	8	21-1	2	6	5	55	11.0
3FG: 93-94: 0-0 (.000)																

DAN SCHAYES	NO: 24	POS: Center/Forward
--------------------	---------------	----------------------------

Hgt: 6-11 **Wgt:** 262 **Born:** 5-10-59 **College:** Syracuse
Acquired: Signed as a free agent on December 12, 1995.
Departed: Rights renounced on July 17, 1996.

	GP-GS	MIN	FGM	FGA	PCT	FTM	FTA	PCT	REB	AST	PF-DQ	ST	TO	BS	PTS	AVG
1995-96	32-6	399	32	94	.340	37	46	.804	89	9	60-0	11	23	16	101	3.2
3FG: 95-96: 0-0 (.000)																

PLAYOFFS

	GP-GS	MIN	FGM	FGA	PCT	FTM	FTA	PCT	REB	AST	PF-DQ	ST	TO	BS	PTS	AVG
1995-96	2-0	17	3	4	.750	1	2	.500	4	0	1-0	0	2	0	7	3.5
3FG: 95-96: 0-0 (.000)																

JAMES SCOTT	NO: 32	POS: Guard/Forward
--------------------	---------------	---------------------------

Hgt: 6-6 **Wgt:** 195 **Born:** 6-30-72 **College:** St. John's
Acquired: Signed as a free agent on October 3, 1996.
Departed: Waived on January 6, 1997.

	GP-GS	MIN	FGM	FGA	PCT	FTM	FTA	PCT	REB	AST	PF-DQ	ST	TO	BS	PTS	AVG
1996-97	8-0	32	0	8	.000	1	2	.500	6	3	5-0	2	2	0	1	0.1
3FG: 96-97: 0-4 (.000)																

RONY SEIKALY	NO: 4	POS: Center
---------------------	--------------	--------------------

Hgt: 6-11½ **Wgt:** 253 **Born:** 5-10-65 **College:** Syracuse
Acquired: Drafted in the first round (9th overall) in 1988.
Departed: Traded to Golden State in exchange for Billy Owens and the rights to Sasha Danilovic on November 2, 1994.

	GP-GS	MIN	FGM	FGA	PCT	FTM	FTA	PCT	REB	AST	PF-DQ	ST	TO	BS	PTS	AVG
1988-89	78-62	1962	333	744	.448	181	354	.511	549	55	258-8	46	200	96	848	10.9
1989-90	74-72	2409	486	968	.502	256	431	.594	766	78	258-8	78	236	124	1228	16.6
1990-91	64-59	2171	395	822	.481	258	417	.619	709	95	213-2	51	205	86	1050	16.4
1991-92	79-78	2800	463	947	.489	370	505	.733	934	109	278-2	40	216	121	1296	16.4
1992-93	72-64	2456	417	868	.480	397	540	.735	846	100	260-3	38	203	83	1232	17.1
1993-94	72-60	2410	392	803	.488	304	422	.720	740	136	279-8	59	195	100	1088	15.1
TOTALS	439-395	14208	2486	5152	.483	1766	2669	.662	4544	573	1546-31	312	1255	610	6742	15.4

3FG: 88-89: 1-4 (.250); 89-90: 0-1 (.000); 90-91: 2-6 (.333); 91-92: 0-3 (.000); 92-93: 1-8 (.125); 93-94: 0-2 (.000); TOTALS: 4-24 (.167)

PLAYOFFS

	GP-GS	MIN	FGM	FGA	PCT	FTM	FTA	PCT	REB	AST	PF-DQ	ST	TO	BS	PTS	AVG
1991-92	3-3	117	19	35	.543	24	32	.750	30	4	15-1	1	9	5	62	20.7
1993-94	5-3	165	14	32	.438	13	23	.565	47	8	22-0	4	11	7	41	8.2
TOTALS	8-6	282	33	67	.493	37	55	.673	77	12	37-1	5	20	12	103	12.9

3FG: 91-92: 0-0 (.000); 93-94: 0-0 (.000); TOTALS: 0-0 (.000)

JOHN SHASKY	NO: 45	POS: Forward/Center
--------------------	---------------	----------------------------

Hgt: 6-11½ **Wgt:** 245 **Born:** 7-31-64 **College:** Minnesota
Acquired: Signed as a free agent on September 30, 1988.
Departed: Waived on October 25, 1989.

	GP-GS	MIN	FGM	FGA	PCT	FTM	FTA	PCT	REB	AST	PF-DQ	ST	TO	BS	PTS	AVG
1988-89	65-4	944	121	248	.488	115	167	.689	232	22	94-0	14	46	13	357	5.5
3FG: 88-89: 0-2 (.000)																

BRIAN SHAW	NO: 20/22*	POS: Guard
-------------------	-------------------	-------------------

Hgt: 6-6 **Wgt:** 194 **Born:** 3-22-66 **College:** U.C. Santa Barbara
Acquired: From Boston in exchange for Sherman Douglas on January 10, 1992.
Departed: Became an unrestricted free agent on July 1, 1994.

	GP-GS	MIN	FGM	FGA	PCT	FTM	FTA	PCT	REB	AST	PF-DQ	ST	TO	BS	PTS	AVG
1991-92	46-23	987	139	349	.398	37	51	.725	135	161	86-0	45	67	12	320	7.0
1992-93	68-45	1603	197	501	.393	61	78	.782	257	235	163-2	48	96	19	498	7.3
1993-94	77-52	2037	278	67	.417	64	89	.719	350	285	195-1	71	173	21	693	9.0
TOTALS	191-120	4627	614	1517	.405	162	218	.743	742	681	444-3	164	336	52	1511	7.9

3FG: 91-92: 5-16 (.313); 92-93: 43-130 (.331); 93-94: 73-216 (.338); TOTALS: 121-362 (.334)

PLAYOFFS

	GP-GS	MIN	FGM	FGA	PCT	FTM	FTA	PCT	REB	AST	PF-DQ	ST	TO	BS	PTS	AVG
1991-92	3-3	85	14	30	.467	5	8	.625	13	12	13-0	2	7	0	36	12.0
1993-94	5-5	112	16	41	.390	7	12	.583	20	9	8-0	4	13	1	39	7.8
TOTALS	8-8	197	30	71	.423	12	20	.600	33	21	21-0	6	20	1	75	9.4

3FG: 91-92: 3-5 (.600); 93-94: 0-13 (.000); TOTALS: 3-18 (.167)

*Wore No. 22 in 1991-92 season

WAYNE SIMIEN	NO: 25	POS: Forward
---------------------	---------------	---------------------

Hgt: 6-9 **Wgt:** 250 **Born:** 3-9-83 **College:** Kansas
Acquired: Drafted in the first round (29th overall) in 2005.
Departed: Traded to Minnesota along with Antoine Walker, Michael Doleac and a conditional first-round draft choice for Ricky Davis and Mark Blount on October 24, 2007.

	GP-GS	MIN	FGM	FGA	PCT	FTM	FTA	PCT	REB	AST	PF-DQ	ST	TO	BS	PTS	AVG
2005-06	43-2	414	58	120	.483	30	34	.882	88	7	70-2	13	24	1	146	3.4
2006-07	8-0	93	9	23	.391	5	7	.714	11	4	13-0	2	3	0	23	2.9
TOTALS	51-2	507	67	143	.469	35	41	.854	99	11	83-2	15	27	1	169	3.3

3FG: 05-06: 0-0 (.000); 06-07: 0-0 (.000); TOTALS: 0-0 (.000)

PLAYOFFS

	GP-GS	MIN	FGM	FGA	PCT	FTM	FTA	PCT	REB	AST	PF-DQ	ST	TO	BS	PTS	AVG
2005-06	2-0	7	0	3	.000	0	0	.000	1	0	1-0	0	1	0	0	0.0

3FG: 05-06: 0-0 (.000)

CHARLES SMITH	NO: 14	POS: Guard
----------------------	---------------	-------------------

Hgt: 6-4 **Wgt:** 194 **Born:** 8-22-75 **College:** New Mexico
Acquired: Drafted in the first round (26th overall) in 1997.
Departed: Traded along with Isaac Austin and the HEAT's 1998 first-round draft pick to the L.A. Clippers for Brent Barry on February 19, 1998.

	GP-GS	MIN	FGM	FGA	PCT	FTM	FTA	PCT	REB	AST	PF-DQ	ST	TO	BS	PTS	AVG
1997-98	11-0	32	4	18	.222	1	2	.500	8	2	3-0	2	6	1	10	0.9

3FG: 97-98: 1-3 (.333)

STEVE SMITH	NO: 8/3*	POS: Guard
--------------------	-----------------	-------------------

Hgt: 6-8 **Wgt:** 215 **Born:** 3-31-69 **College:** Michigan State
Acquired: Drafted in the first round (5th overall) in 1991.
Departed: Traded along with Grant Long and a future second-round draft pick to Atlanta in exchange for Kevin Willis and a future first-round draft pick on November 7, 1994.
Re-Acquired: From the Charlotte Bobcats in exchange for Malik Allen on February 24, 2005.
Departed: Became an unrestricted free agent on July 1, 2005.

	GP-GS	MIN	FGM	FGA	PCT	FTM	FTA	PCT	REB	AST	PF-DQ	ST	TO	BS	PTS	AVG
1991-92	61-59	1806	297	654	.454	95	127	.748	188	278	162-1	59	152	19	729	12.0
1992-93	48-43	1610	279	619	.451	155	197	.787	197	267	148-3	50	129	16	766	16.0
1993-94	78-77	2776	491	1076	.456	273	327	.835	352	394	217-6	84	202	35	1346	17.3
1994-95	2-2	62	11	29	.379	17	22	.773	6	7	9-0	2	4	1	41	20.5
2004-05	13-0	114	9	30	.300	2	3	.667	16	14	8-0	2	3	0	23	1.8
TOTALS	202-181	6368	1087	2408	.451	542	676	.802	759	960	544-10	197	490	71	2905	14.4

3FG: 91-92: 40-125 (.320); 92-93: 53-132 (.402); 93-94: 91-262 (.347); 94-95: 2-12 (.167); 04-05: 3-15 (.200); TOTALS: 189-546 (.346)

PLAYOFFS

	GP-GS	MIN	FGM	FGA	PCT	FTM	FTA	PCT	REB	AST	PF-DQ	ST	TO	BS	PTS	AVG
1991-92	3-3	100	18	34	.529	5	6	.833	6	15	2-0	4	3	1	48	16.0
1993-94	5-5	192	33	80	.413	21	25	.840	30	11	12-0	4	10	2	96	19.2
2004-05	3-0	8	0	2	.000	0	0	.000	0	0	0-0	0	0	0	0	0.0
TOTALS	11-8	300	51	116	.440	26	31	.839	36	26	14-0	8	13	3	144	13.1

3FG: 91-92: 7-11 (.636); 93-94: 9-22 (.409); 04-05: 0-0 (.000); TOTALS: 16-33 (.485)

*Wore No. 3 from 1991-95

TONY SMITH	NO: 14	POS: Guard
-------------------	---------------	-------------------

Hgt: 6-4 **Wgt:** 205 **Born:** 6-14-68 **College:** Marquette
Acquired: From Phoenix in exchange for Terrence Rencher on February 22, 1996.
Departed: Rights renounced on July 17, 1996.

	GP-GS	MIN	FGM	FGA	PCT	FTM	FTA	PCT	REB	AST	PF-DQ	ST	TO	BS	PTS	AVG
1995-96	25-1	410	46	101	.455	4	9	.444	39	68	46-1	16	26	5	109	4.4

3FG: 95-96: 13-39 (.333)

PLAYOFFS

	GP-GS	MIN	FGM	FGA	PCT	FTM	FTA	PCT	REB	AST	PF-DQ	ST	TO	BS	PTS	AVG
1995-96	3-0	61	9	19	.474	0	0	.000	4	8	7-0	4	3	0	22	7.3

3FG: 95-96: 4-10 (.400)

RORY SPARROW	NO: 2	POS: Guard
---------------------	--------------	-------------------

Hgt: 6-2 **Wgt:** 175 **Born:** 6-2-58 **College:** Villanova
Acquired: Signed as a free agent on November 3, 1988.
Departed: Traded to Sacramento in exchange for the rights to Vernell "Bimbo" Coles on June 27, 1990.

	GP-GS	MIN	FGM	FGA	PCT	FTM	FTA	PCT	REB	AST	PF-DQ	ST	TO	BS	PTS	AVG
1988-89	80-79	2613	444	982	.452	94	107	.879	216	429	168-0	103	204	17	1000	12.5
1989-90	82-25	1756	210	510	.412	59	77	.766	138	298	140-0	49	99	4	487	5.9
TOTALS	162-104	4369	654	1492	.438	153	184	.832	354	727	308-0	152	303	21	1487	9.2

3FG: 88-89: 18-74 (.243); 89-90: 8-40 (.200); TOTALS: 26-114 (.228)

JERRY STACKHOUSE	NO: 42	POS: Guard/Forward
-------------------------	---------------	---------------------------

Hgt: 6-6 **Wgt:** 215 **Born:** 11-5-74 **College:** North Carolina
Acquired: Signed as a free agent on October 23, 2010.
Departed: Waived on November 23, 2010.

	GP-GS	MIN	FGM	FGA	PCT	FTM	FTA	PCT	REB	AST	PF-DQ	ST	TO	BS	PTS	AVG
2010-11	7-1	50	3	12	.250	5	7	.714	7	3	3-0	0	2	2	12	1.7

3FG: 10-11: 1-4 (.250)

VLADIMIR STEPANIA	NO: 50	POS: Center
--------------------------	---------------	--------------------

Hgt: 7-1 **Wgt:** 255 **Born:** 5-8-76 **College:** Union Olimpija Ljubljana
Acquired: Signed as a free agent on October 2, 2001...re-signed on August 6, 2002.
Departed: Became an unrestricted free agent on July 1, 2003.

	GP-GS	MIN	FGM	FGA	PCT	FTM	FTA	PCT	REB	AST	PF-DQ	ST	TO	BS	PTS	AVG
2001-02	67-4	884	117	249	.470	50	104	.481	270	16	103-1	24	52	44	285	4.3
2002-03	79-6	1594	185	427	.433	71	134	.530	554	24	169-0	45	69	40	441	5.6
TOTALS	146-10	2478	302	676	.447	121	238	.508	824	40	272-1	69	121	84	726	5.0

3FG: 01-02: 1-2 (.500); 02-03: 0-0 (.000); TOTALS: 1-2 (.500)

MARK STRICKLAND	NO: 30/5*	POS: Forward
------------------------	------------------	---------------------

Hgt: 6-9 **Wgt:** 220 **Born:** 7-14-70 **College:** Temple
Acquired: Signed as a free agent on October 3, 1996.
Departed: Waived on January 7, 1997.
Re-Acquired: Re-signed on January 12, 1997 to a 10-day contract...signed a second 10-day contract on January 21, 1997...re-signed a multi-year deal on February 1, 1997.
Departed: Traded along with Voshon Lenard to Denver for Chris Gatling and a second-round draft pick on June 27, 2000.

	GP-GS	MIN	FGM	FGA	PCT	FTM	FTA	PCT	REB	AST	PF-DQ	ST	TO	BS	PTS	AVG
1996-97	31-0	153	25	60	.417	12	21	.571	37	1	17-0	4	15	10	62	2.0
1997-98	51-8	847	145	269	.539	59	82	.720	213	26	87-0	18	47	34	349	6.8
1998-99	32-1	357	50	101	.495	19	26	.731	78	9	28-0	7	13	8	119	3.7
1999-00	58-5	663	122	224	.545	40	56	.714	140	22	68-0	15	24	18	284	4.9
TOTALS	172-14	2020	342	654	.523	130	185	.703	468	58	200-0	44	99	70	814	4.7

3FG: 96-97: 0-1 (.000); 97-98: 0-1 (.000); 98-99: 0-1 (.000); 99-00: 0-0 (.000); TOTALS: 0-3 (.000)

PLAYOFFS

	GP-GS	MIN	FGM	FGA	PCT	FTM	FTA	PCT	REB	AST	PF-DQ	ST	TO	BS	PTS	AVG
1996-97	4-0	16	4	8	.500	0	2	.000	3	1	0-0	1	2	0	8	2.0
1997-98	3-0	28	4	5	.800	1	2	.500	7	0	4-0	0	0	1	9	3.0
1998-99	2-0	8	1	2	.500	2	2	1.000	3	0	0-0	1	1	0	4	2.0
1999-00	1-0	10	1	3	.333	0	2	.000	0	0	0-0	2	1	0	2	2.0
TOTALS	10-0	62	10	18	.556	3	8	.375	13	1	4-0	4	4	1	23	2.3

3FG: 96-97: 0-0 (.000); 97-98: 0-0 (.000); 98-99: 0-0 (.000); 99-00: 0-0 (.000); TOTALS: 0-0 (.000)

*Wore No. 5 in 1998-99 season

ROD STRICKLAND	NO: 1	POS: Guard
-----------------------	--------------	-------------------

Hgt: 6-3 **Wgt:** 185 **Born:** 7-11-66 **College:** DePaul
Acquired: Signed as a free agent on October 22, 2001.
Departed: Became an unrestricted free agent on July 1, 2002.

	GP-GS	MIN	FGM	FGA	PCT	FTM	FTA	PCT	REB	AST	PF-DQ	ST	TO	BS	PTS	AVG
2001-02	76-64	2294	316	714	.443	154	201	.766	232	463	114-0	82	159	11	794	10.4

3FG: 01-02: 8-26 (.308)

JON SUNDVOLD	NO: 20	POS: Guard
---------------------	---------------	-------------------

Hgt: 6-2 **Wgt:** 182 **Born:** 7-2-61 **College:** Missouri
Acquired: Selected from San Antonio in the 1988 Expansion Draft.
Departed: Became an unrestricted free agent on July 1, 1992.

	GP-GS	MIN	FGM	FGA	PCT	FTM	FTA	PCT	REB	AST	PF-DQ	ST	TO	BS	PTS	AVG
1988-89	68-8	1338	307	675	.455	47	57	.825	87	137	78-0	27	87	1	709	10.4
1989-90	63-2	867	148	363	.408	44	52	.846	71	102	69-0	25	52	0	384	6.1
1990-91	24-0	225	43	107	.402	11	11	1.000	9	24	11-0	7	16	0	112	4.7
1991-92	3-0	8	1	3	.333	0	0	.000	0	2	2-0	0	0	0	3	1.0
TOTALS	158-10	2438	499	1148	.435	102	120	.850	167	265	160-0	59	155	1	1208	7.6

3FG: 88-89: 48-92 (.522); 89-90: 44-100 (.440); 90-91: 15-35 (.429); 91-92: 1-1 (1.000); TOTALS: 108-228 (.474)

PLAYOFFS

	GP-GS	MIN	FGM	FGA	PCT	FTM	FTA	PCT	REB	AST	PF-DQ	ST	TO	BS	PTS	AVG
1991-92	1-0	2	0	1	.000	0	0	.000	0	0	1-0	0	0	0	0	0.0

3FG: 91-92: 0-0 (.000)

ANTHONY TAYLOR	NO: 3	POS: Guard
-----------------------	--------------	-------------------

Hgt: 6-4 **Wgt:** 175 **Born:** 11-30-65 **College:** Oregon
Acquired: Signed as a free agent on November 5, 1988.
Departed: Waived on December 26, 1988.

	GP-GS	MIN	FGM	FGA	PCT	FTM	FTA	PCT	REB	AST	PF-DQ	ST	TO	BS	PTS	AVG
1988-89	21-7	368	60	151	.397	24	32	.750	34	43	37-0	22	20	5	144	6.9

3FG: 88-89: 0-2 (.000)

KURT THOMAS	NO: 40	POS: Forward
--------------------	---------------	---------------------

Hgt: 6-9 **Wgt:** 230 **Born:** 10-4-72 **College:** Texas Christian
Acquired: Drafted in the first round (10th overall) in 1995.
Departed: Traded to Dallas along with Sasha Danilovic and Martin Muursepp for Jamal Mashburn on February 14, 1997.

	GP-GS	MIN	FGM	FGA	PCT	FTM	FTA	PCT	REB	AST	PF-DQ	ST	TO	BS	PTS	AVG
1995-96	74-42	1655	274	547	.501	118	178	.663	439	46	271-7	47	98	36	666	9.0
1996-97	18-9	374	39	105	.371	35	46	.761	107	9	67-3	12	25	9	113	6.3
TOTALS	92-51	2029	313	652	.436	153	224	.712	546	55	338-10	59	123	45	779	8.5

3FG: 95-96: 0-2 (.000); 96-97: 0-1 (.000); TOTALS: 0-3 (.000)

PLAYOFFS

	GP-GS	MIN	FGM	FGA	PCT	FTM	FTA	PCT	REB	AST	PF-DQ	ST	TO	BS	PTS	AVG
1995-96	3-3	60	4	10	.400	4	4	1.000	16	3	13-1	2	5	1	12	4.0

3FG: 95-96: 0-0 (.000)

BILLY THOMPSON	NO: 55	POS: Forward
-----------------------	---------------	---------------------

Hgt: 6-7 **Wgt:** 217 **Born:** 12-1-63 **College:** Louisville
Acquired: Selected from the L.A. Lakers in the 1988 Expansion Draft.
Departed: Did not pick up option on July 1, 1991.

	GP-GS	MIN	FGM	FGA	PCT	FTM	FTA	PCT	REB	AST	PF-DQ	ST	TO	BS	PTS	AVG
1988-89	79-58	2273	349	716	.487	156	224	.696	572	176	260-8	56	189	105	854	10.8
1989-90	79-45	2142	375	727	.516	115	185	.622	551	166	237-1	54	156	89	867	11.0
1990-91	73-46	1481	205	411	.499	89	124	.718	312	111	161-3	32	117	48	499	6.8
TOTALS	231-149	5896	929	1854	.501	360	533	.675	1435	453	658-12	142	462	242	2220	9.6

3FG: 88-89: 0-4 (.000); 89-90: 2-4 (.500); 90-91: 0-4 (.000); TOTALS: 2-12 (.167)

OTIS THORPE	NO: 52	POS: Forward/Center
--------------------	---------------	----------------------------

Hgt: 6-10 **Wgt:** 246 **Born:** 8-5-62 **College:** Providence
Acquired: Signed as a free agent on August 4, 1999.
Departed: Traded along with P.J. Brown, Jamal Mashburn, Rodney Buford and Tim James to Charlotte for Eddie Jones, Anthony Mason, Ricky Davis and Dale Ellis on August 1, 2000.

	GP-GS	MIN	FGM	FGA	PCT	FTM	FTA	PCT	REB	AST	PF-DQ	ST	TO	BS	PTS	AVG
1999-00	51-1	777	125	243	.514	29	48	.604	166	33	136-4	26	59	9	279	5.5

3FG: 99-00: 0-3 (.000)

PLAYOFFS

	GP-GS	MIN	FGM	FGA	PCT	FTM	FTA	PCT	REB	AST	PF-DQ	ST	TO	BS	PTS	AVG
1999-00	10-0	136	13	27	.481	7	14	.500	29	3	29-0	0	11	2	33	3.3

3FG: 99-00: 0-1 (.000)

RONNY TURIAF	NO: 21	POS: Forward/Center
---------------------	---------------	----------------------------

Hgt: 6-10 **Wgt:** 245 **Born:** 1-13-83 **College:** Gonzaga
Acquired: Signed as a free agent on March 21, 2012.
Departed: Became an unrestricted free agent on July 1, 2012.

	GP-GS	MIN	FGM	FGA	PCT	FTM	FTA	PCT	REB	AST	PF-DQ	ST	TO	BS	PTS	AVG
2011-12	13-5	221	16	30	.533	13	22	.591	58	5	32-0	8	8	14	45	3.5

3FG: 11-12: 0-1 (.000)

PLAYOFFS

	GP-GS	MIN	FGM	FGA	PCT	FTM	FTA	PCT	REB	AST	PF-DQ	ST	TO	BS	PTS	AVG
2011-12	12-7	121	10	18	.556	3	11	.273	31	1	23-0	1	6	8	23	1.9

3FG: 11-12: 0-0 (.000)

KELVIN UPSHAW	NO: 10	POS: Guard
----------------------	---------------	-------------------

Hgt: 6-2 **Wgt:** 180 **Born:** 1-24-63 **College:** Utah
Acquired: Signed a 10-day contract on January 11, 1989...signed a second 10-day contract on January 21, 1989.
Departed: Contract expired on January 31, 1989.

	GP-GS	MIN	FGM	FGA	PCT	FTM	FTA	PCT	REB	AST	PF-DQ	ST	TO	BS	PTS	AVG
1988-89	9-0	144	26	63	.413	4	6	.667	13	20	18-0	7	13	0	57	6.3

3FG: 88-89: 1-5 (.200)

JARVIS VARNADO	NO: 24	POS: Forward
-----------------------	---------------	---------------------

Hgt: 6-10 **Wgt:** 225 **Born:** 3-1-88 **College:** Mississippi State
Acquired: Drafted in the second round (41st overall) in 2010.
Departed: Waived on October 26, 2012.
Re-Acquired: Signed a 10-day contract on January 9, 2013...signed a second 10-day contract on January 20, 2013...signed for the remainder of the season on January 30, 2013.

	GP-GS	MIN	FGM	FGA	PCT	FTM	FTA	PCT	REB	AST	PF-DQ	ST	TO	BS	PTS	AVG
2012-13	8-0	40	1	3	.333	0	0	.000	6	2	9-0	0	5	2	2	0.3

3FG: 12-13: 0-0 (.000)

DWYANE WADE	NO: 3	POS: Guard
--------------------	--------------	-------------------

Hgt: 6-4 **Wgt:** 220 **Born:** 1-17-82 **College:** Marquette
Acquired: Drafted in the first round (fifth overall) in 2003...signed a multi-year contract extension on July 12, 2006...re-signed on July 9, 2010.

	GP-GS	MIN	FGM	FGA	PCT	FTM	FTA	PCT	REB	AST	PF-DQ	ST	TO	BS	PTS	AVG
2003-04	61-56	2126	371	798	.465	233	312	.747	247	275	140-0	86	196	34	991	16.2
2004-05	77-77	2974	630	1318	.478	581	762	.762	397	520	230-4	121	321	82	1854	24.1
2005-06	75-75	2892	699	1413	.495	629	803	.783	430	503	217-0	146	268	58	2040	27.2
2006-07	51-50	1931	472	962	.491	432	535	.807	239	384	117-0	107	216	62	1397	27.4
2007-08	51-49	1954	439	937	.469	354	467	.758	214	354	137-0	87	224	37	1254	24.6
2008-09	79-79	3048	854	1739	.491	590	771	.765	398	589	178-1	173	272	106	2386	30.2
2009-10	77-77	2792	719	1511	.476	534	702	.761	373	501	181-0	142	252	82	2045	26.6
2010-11	76-76	2823	692	1384	.500	494	652	.758	485	346	197-0	111	237	87	1941	25.5
2011-12	49-49	1625	416	837	.497	235	297	.791	237	225	110-1	82	129	63	1082	22.1
2012-13	69-69	2391	569	1093	.521	308	425	.725	344	352	140-1	128	194	56	1463	21.2
TOTALS	665-657	24556	5861	11992	.489	4390	5726	.767	3364	4049	1647-7	1183	2309	667	16453	24.7

3FG: 03-04: 16-53 (.302); 04-05: 13-45 (.289); 05-06: 13-76 (.171); 06-07: 21-79 (.266); 07-08: 22-77 (.286); 08-09: 88-278 (.317); 09-10: 73-243 (.300); 10-11: 63-206 (.306); 11-12: 15-56 (.268); 12-13: 17-66 (.258); TOTALS: 341-1179 (.289)

PLAYOFFS

	GP-GS	MIN	FGM	FGA	PCT	FTM	FTA	PCT	REB	AST	PF-DQ	ST	TO	BS	PTS	AVG
2003-04	13-13	510	86	189	.455	59	75	.787	52	73	45-0	17	54	4	234	18.0
2004-05	14-14	571	136	281	.484	111	139	.799	80	93	43-0	22	62	16	384	27.4
2005-06	23-23	959	219	441	.497	202	250	.808	135	132	71-1	51	90	26	654	28.4
2006-07	4-4	162	36	84	.429	22	32	.688	19	25	13-0	5	23	2	94	23.5
2008-09	7-7	285	68	155	.439	50	58	.862	35	37	20-0	6	25	11	204	29.1
2009-10	5-5	210	62	110	.564	27	40	.675	28	34	16-0	8	26	8	166	33.2
2010-11	21-21	828	181	373	.485	139	179	.777	150	92	53-0	34	64	28	515	24.5
2011-12	23-23	907	197	426	.462	121	166	.729	120	100	65-0	39	68	30	525	22.8
2012-13	22-22	782	144	315	.457	60	80	.750	102	105	45-1	38	58	23	349	15.9
TOTALS	132-132	5214	1129	2374	.476	791	1019	.776	721	691	371-2	220	470	148	3125	23.7

3FG: 03-04: 3-8 (.375); 04-05: 1-10 (.100); 05-06: 14-37 (.378); 06-07: 0-5 (.000); 08-09: 18-50 (.360); 09-10: 15-37 (.405); 10-11: 14-52 (.269); 11-12: 10-34 (.294); 12-13: 1-4 (.250); TOTALS: 76-237 (.321)

MILT WAGNER	NO: 25	POS: Guard
--------------------	---------------	-------------------

Hgt: 6-4 **Wgt:** 181 **Born:** 2-20-63 **College:** Louisville
Acquired: Signed as a free agent on August 23, 1990.
Departed: Waived on December 5, 1990.

	GP-GS	MIN	FGM	FGA	PCT	FTM	FTA	PCT	REB	AST	PF-DQ	ST	TO	BS	PTS	AVG
1990-91	13-1	116	24	57	.421	9	11	.818	7	15	14-0	2	12	3	63	4.8

3FG: 90-91: 6-17 (.353)

ANTOINE WALKER	NO: 8	POS: Forward
-----------------------	--------------	---------------------

Hgt: 6-9 **Wgt:** 245 **Born:** 8-12-76 **College:** Kentucky
Acquired: From Memphis on August 2, 2005 along with Jason Williams, James Posey, Andre Emmett and the draft rights to Roberto Duenas in a five-team trade that sent Curtis Borchardt, Qyntel Woods, the draft rights to Albert Miralles and two second-round draft picks to Boston; Eddie Jones and Raul Lopez to Memphis; Rasual Butler and Kirk Snyder to New Orleans and Greg Ostertag to Utah.
Departed: Traded to Minnesota along with Michael Doleac, Wayne Simien and a conditional first-round draft pick for Ricky Davis and Mark Blount on October 24, 2007.

	GP-GS	MIN	FGM	FGA	PCT	FTM	FTA	PCT	REB	AST	PF-DQ	ST	TO	BS	PTS	AVG
2005-06	82-19	2199	391	898	.435	81	129	.628	421	166	187-1	47	150	30	1000	12.2
2006-07	78-15	1818	265	668	.397	46	105	.438	339	130	173-3	48	141	17	660	8.5
TOTALS	160-34	4017	656	1566	.419	127	234	.543	760	316	360-4	95	291	47	1660	10.4

3FG: 05-06: 137-383 (.358); 06-07: 84-305 (.275); TOTALS: 221-688 (.321)

PLAYOFFS

	GP-GS	MIN	FGM	FGA	PCT	FTM	FTA	PCT	REB	AST	PF-DQ	ST	TO	BS	PTS	AVG
2005-06	23-23	862	114	283	.403	31	54	.574	129	56	69-1	23	47	8	307	13.3
2006-07	4-0	92	15	37	.405	9	11	.818	9	6	11-0	2	4	1	47	11.8
TOTALS	27-23	954	129	320	.403	40	65	.615	138	62	80-1	25	51	9	354	13.1

3FG: 05-06: 48-148 (.324); 06-07: 8-16 (.500); TOTALS: 56-164 (.341)

SAMAKI WALKER	NO: 52	POS: Forward
----------------------	---------------	---------------------

Hgt: 6-9 **Wgt:** 250 **Born:** 2-25-76 **College:** Louisville
Acquired: Signed as a free agent on August 1, 2003.
Departed: Became an unrestricted free agent on July 1, 2004.

	GP-GS	MIN	FGM	FGA	PCT	FTM	FTA	PCT	REB	AST	PF-DQ	ST	TO	BS	PTS	AVG
2003-04	33-0	418	38	99	.384	29	44	.659	112	6	54-0	9	15	11	105	3.2

3FG: 03-04: 0-2 (.000)

PLAYOFFS

	GP-GS	MIN	FGM	FGA	PCT	FTM	FTA	PCT	REB	AST	PF-DQ	ST	TO	BS	PTS	AVG
2003-04	4-0	11	0	2	.000	0	0	.000	1	0	2-0	0	0	0	0	0.0

3FG: 03-04: 0-0 (.000)

JOHN WALLACE	NO: 22	POS: Forward
---------------------	---------------	---------------------

Hgt: 6-9 **Wgt:** 230 **Born:** 2-9-74 **College:** Syracuse
Acquired: Signed as a free agent on August 8, 2003.
Departed: Became an unrestricted free agent on July 1, 2004.

	GP-GS	MIN	FGM	FGA	PCT	FTM	FTA	PCT	REB	AST	PF-DQ	ST	TO	BS	PTS	AVG
2003-04	37-0	368	61	145	.421	31	40	.775	59	14	38-0	5	24	8	158	4.3

3FG: 03-04: 5-13 (.385)

MATT WALSH	NO: 44	POS: Guard/Forward
-------------------	---------------	---------------------------

Hgt: 6-6 **Wgt:** 200 **Born:** 12-2-82 **College:** Florida
Acquired: Signed as a free agent on August 15, 2005.
Departed: Waived on November 18, 2005.
Re-Acquired: Signed as a free agent on September 26, 2008.
Departed: Waived on October 4, 2008.

	GP-GS	MIN	FGM	FGA	PCT	FTM	FTA	PCT	REB	AST	PF-DQ	ST	TO	BS	PTS	AVG
2005-06	2-0	3	1	1	1.000	0	2	.000	0	0	0-0	0	1	0	2	1.0

3FG: 05-06: 0-0 (.000)

REX WALTERS	NO: 23	POS: Guard
--------------------	---------------	-------------------

Hgt: 6-4 **Wgt:** 190 **Born:** 3-12-70 **College:** Kansas
Acquired: Signed as a free agent on January 27, 1998...re-signed on January 22, 1999...re-signed on September 16, 1999.
Departed: Waived on February 23, 2000.

	GP-GS	MIN	FGM	FGA	PCT	FTM	FTA	PCT	REB	AST	PF-DQ	ST	TO	BS	PTS	AVG
1997-98	19-0	108	13	24	.542	9	11	.818	15	14	11-0	3	10	1	38	2.0
1998-99	33-13	506	35	95	.368	19	23	.826	50	58	63-0	10	32	3	101	3.1
1999-00	33-0	389	38	91	.418	12	16	.750	36	65	44-0	6	29	0	93	2.8

TOTALS 85-13 1003 86 210 .410 40 50 .800 101 137 118-0 19 71 4 232 2.7

3FG: 97-98: 3-8 (.375); 98-99: 12-38 (.316); 99-00: 5-20 (.250); TOTALS: 20-66 (.303)

PLAYOFFS

	GP-GS	MIN	FGM	FGA	PCT	FTM	FTA	PCT	REB	AST	PF-DQ	ST	TO	BS	PTS	AVG
1998-99	3-0	13	0	3	.000	0	0	.000	0	4	0-0	0	0	0	0	0.0

3FG: 98-99: 0-2 (.000)

DWAYNE WASHINGTON	NO: 31	POS: Guard
--------------------------	---------------	-------------------

Hgt: 6-2 **Wgt:** 195 **Born:** 1-6-64 **College:** Syracuse **Nickname:** Pearl
Acquired: Selected from New Jersey in the 1988 Expansion Draft.
Departed: Relinquished right of first refusal on July 1, 1989.

	GP-GS	MIN	FGM	FGA	PCT	FTM	FTA	PCT	REB	AST	PF-DQ	ST	TO	BS	PTS	AVG
1988-89	54-8	1065	164	387	.424	82	104	.788	123	226	101-0	73	122	4	411	7.6

3FG: 88-89: 1-14 (.071)

JAMIE WATSON	NO: 3	POS: Forward
---------------------	--------------	---------------------

Hgt: 6-7 **Wgt:** 190 **Born:** 2-23-72 **College:** South Carolina
Acquired: Signed as a free agent on January 22, 1999.
Departed: Waived on February 19, 1999.
Re-Acquired: Signed as a free agent on September 30, 1999.
Departed: Waived on October 18, 1999.

	GP-GS	MIN	FGM	FGA	PCT	FTM	FTA	PCT	REB	AST	PF-DQ	ST	TO	BS	PTS	AVG
1998-99	3-0	18	1	2	.500	0	0	.000	1	1	1-0	0	1	0	2	0.7

3FG: 98-99: 0-0 (.000)

CLARENCE WEATHERSPOON	NO: 35	POS: Forward
------------------------------	---------------	---------------------

Hgt: 6-7 **Wgt:** 265 **Born:** 9-8-70 **College:** Southern Mississippi
Acquired: Signed as a free agent on January 24, 1999.
Departed: Traded along with Chris Gatling and a 2001 conditional first-round draft pick to Cleveland on August 30, 2000 in a three-team deal that brought Brian Grant to Miami and sent Gary Grant to Cleveland and Shawn Kemp to Portland.

	GP-GS	MIN	FGM	FGA	PCT	FTM	FTA	PCT	REB	AST	PF-DQ	ST	TO	BS	PTS	AVG
1998-99	49-3	1040	141	264	.534	115	143	.804	243	34	107-0	28	61	17	397	8.1
1999-00	78-2	1615	215	419	.513	135	183	.738	449	93	165-1	51	100	49	565	7.2
TOTALS	127-5	2655	356	683	.521	250	326	.767	692	127	272-1	79	161	66	962	7.6

3FG: 98-99: 0-0 (.000); 99-00: 0-0 (.000); TOTALS: 0-0 (.000)

PLAYOFFS

	GP-GS	MIN	FGM	FGA	PCT	FTM	FTA	PCT	REB	AST	PF-DQ	ST	TO	BS	PTS	AVG
1998-99	5-0	112	9	26	.346	11	17	.647	21	2	8-0	7	3	1	29	5.8
1999-00	10-0	170	25	60	.417	14	24	.583	41	1	23-0	4	8	3	64	6.4
TOTALS	15-0	282	34	86	.395	25	41	.610	62	3	31-0	11	11	4	93	6.2

3FG: 98-99: 0-0 (.000); 99-00: 0-0 (.000); TOTALS: 0-0 (.000)

CLINTON WHEELER	NO: 10	POS: Guard
------------------------	---------------	-------------------

Hgt: 6-1 **Wgt:** 185 **Born:** 10-27-59 **College:** William Paterson
Acquired: Signed as a free agent on December 4, 1988.
Departed: Waived on December 23, 1988.

	GP-GS	MIN	FGM	FGA	PCT	FTM	FTA	PCT	REB	AST	PF-DQ	ST	TO	BS	PTS	AVG
1988-89	8-0	143	24	42	.571	8	10	.800	12	21	9-0	8	6	0	56	7.0

3FG: 88-89: 0-0 (.000)

MORLON WILEY	NO: 21	POS: Guard
---------------------	---------------	-------------------

Hgt: 6-4 **Wgt:** 192 **Born:** 9-24-66 **College:** Long Beach State
Acquired: Signed a 10-day contract on March 9, 1994.
Departed: Contract expired on March 18, 1994.

	GP-GS	MIN	FGM	FGA	PCT	FTM	FTA	PCT	REB	AST	PF-DQ	ST	TO	BS	PTS	AVG
1993-94	4-0	34	3	8	.375	0	0	.000	4	7	4-0	2	6	0	7	1.8

3FG: 93-94: 1-4 (.250)

JASON WILLIAMS	NO: 55	POS: Guard
-----------------------	---------------	-------------------

Hgt: 6-1 **Wgt:** 180 **Born:** 11-18-75 **College:** Florida
Acquired: From Memphis on August 2, 2005 along with James Posey, Antoine Walker, Andre Emmett and the draft rights to Roberto Duenas in a five-team trade that sent Curtis Borchardt, Qyntel Woods, the draft rights to Albert Miralles and two second-round draft picks to Boston; Eddie Jones and Raul Lopez to Memphis; Rasual Butler and Kirk Snyder to New Orleans and Greg Ostertag to Utah.
Departed: Became an unrestricted free agent on July 1, 2008.

	GP-GS	MIN	FGM	FGA	PCT	FTM	FTA	PCT	REB	AST	PF-DQ	ST	TO	BS	PTS	AVG
2005-06	59-56	1874	268	606	.442	85	98	.867	139	287	101-0	53	100	5	728	12.3
2006-07	61-55	1865	235	569	.413	94	103	.913	141	322	68-0	58	100	1	664	10.9
2007-08	67-53	1886	211	550	.384	69	80	.863	130	307	93-0	83	91	5	588	8.8
TOTALS	187-164	5625	714	1725	.414	248	281	.883	410	916	262-0	194	291	11	1980	10.6

3FG: 05-06: 107-288 (.372); 06-07: 100-295 (.339); 07-08: 97-275 (.353); TOTALS: 304-858 (.354)

PLAYOFFS

	GP-GS	MIN	FGM	FGA	PCT	FTM	FTA	PCT	REB	AST	PF-DQ	ST	TO	BS	PTS	AVG
2005-06	23-23	686	75	185	.405	38	45	.844	46	90	42-0	15	36	0	214	9.3
2006-07	4-4	112	7	28	.250	4	5	.800	8	14	5-0	5	3	1	23	5.8
TOTALS	27-27	798	82	213	.385	42	50	.840	54	104	47-0	20	39	1	237	8.8

3FG: 05-06: 26-95 (.274); 06-07: 5-17 (.294); TOTALS: 31-112 (.277)

WALT WILLIAMS	NO: 42	POS: Forward/Guard
----------------------	---------------	---------------------------

Hgt: 6-8 **Wgt:** 230 **Born:** 4-16-70 **College:** Maryland
Acquired: From Sacramento along with Tyrone Corbin in exchange for Billy Owens and Kevin Gamble on February 22, 1996.
Departed: Rights renounced on July 17, 1996.

	GP-GS	MIN	FGM	FGA	PCT	FTM	FTA	PCT	REB	AST	PF-DQ	ST	TO	BS	PTS	AVG
1995-96	28-28	788	124	268	.463	33	60	.550	112	65	87-0	32	48	16	337	12.0

3FG: 95-96: 56-123 (.455)

PLAYOFFS

	GP-GS	MIN	FGM	FGA	PCT	FTM	FTA	PCT	REB	AST	PF-DQ	ST	TO	BS	PTS	AVG
1995-96	3-3	70	6	18	.333	1	2	.500	12	5	4-0	1	3	1	14	4.7

3FG: 95-96: 1-9 (.111)

KEVIN WILLIS	NO: 42	POS: Forward/Center
---------------------	---------------	----------------------------

Hgt: 7-0 **Wgt:** 245 **Born:** 9-6-62 **College:** Michigan State
Acquired: From Atlanta along with a future first-round draft pick in exchange for Steve Smith, Grant Long and a future second-round draft pick on November 6, 1995.
Departed: Traded to Golden State along with Bimbo Coles for Tim Hardaway and Chris Gatling on February 22, 1996.

	GP-GS	MIN	FGM	FGA	PCT	FTM	FTA	PCT	REB	AST	PF-DQ	ST	TO	BS	PTS	AVG
1994-95	65-61	2301	457	974	.469	195	282	.691	696	83	208-3	59	155	33	1112	17.1
1995-96	47-42	1357	195	412	.473	89	125	.712	420	34	158-4	19	99	25	479	10.2
TOTALS	112-103	3658	652	1386	.470	284	407	.698	1116	117	366-7	78	254	58	1591	14.2

3FG: 94-95: 3-14 (.214); 95-96: 0-5 (.000); TOTALS: 3-19 (.158)

LOREN WOODS	NO: 1	POS: Center
--------------------	--------------	--------------------

Hgt: 7-1 **Wgt:** 255 **Born:** 6-21-78 **College:** Arizona
Acquired: Signed as a free agent on August 8, 2003.
Departed: Selected by the Charlotte Bobcats in the 2004 NBA Expansion Draft on June 22, 2004.

	GP-GS	MIN	FGM	FGA	PCT	FTM	FTA	PCT	REB	AST	PF-DQ	ST	TO	BS	PTS	AVG
2003-04	38-2	506	44	96	.458	33	55	.600	134	10	52-0	11	26	19	121	3.2

3FG: 03-04: 0-0 (.000)

PLAYOFFS

	GP-GS	MIN	FGM	FGA	PCT	FTM	FTA	PCT	REB	AST	PF-DQ	ST	TO	BS	PTS	AVG
2003-04	1-0	2	0	0	.000	0	0	.000	0	0	0-0	0	0	0	0	0.0

3FG: 03-04: 0-0 (.000)

QYNTTEL WOODS	NO: 24	POS: Forward
----------------------	---------------	---------------------

Hgt: 6-8 **Wgt:** 221 **Born:** 2-16-81 **College:** Northeast Mississippi CC
Acquired: Signed as a free agent on January 26, 2005.
Departed: Traded to Boston on August 2, 2005 along with Curtis Borchardt, the draft rights to Albert Miralles and a pair of second-round draft picks in a five-team trade that brought Antoine Walker, James Posey, Jason Williams, Andre Emmett and the draft rights to Roberto Duenas to Miami; Eddie Jones and Raul Lopez to Memphis; Rasual Butler and Kirk Snyder to New Orleans and Greg Ostertag to Utah.

	GP-GS	MIN	FGM	FGA	PCT	FTM	FTA	PCT	REB	AST	PF-DQ	ST	TO	BS	PTS	AVG
2004-05	3-0	40	5	12	.417	0	0	.000	6	0	6-0	4	2	0	10	3.3
3FG: 04-05: 0-0 (.000)																

DORELL WRIGHT	NO: 1	POS: Guard/Forward
----------------------	--------------	---------------------------

Hgt: 6-8 **Wgt:** 210 **Born:** 12-2-85 **Prep/High School:** South Kent Prep/Leuzinger (CA)
Acquired: Drafted in the first round (19th overall) in 2004...re-signed on August 21, 2008.
Departed: Became an unrestricted free agent on July 1, 2010.

	GP-GS	MIN	FGM	FGA	PCT	FTM	FTA	PCT	REB	AST	PF-DQ	ST	TO	BS	PTS	AVG
2004-05	3-0	27	3	11	.273	1	1	1.000	1	3	2-0	4	3	0	7	2.3
2005-06	20-2	132	20	43	.465	15	17	.882	32	8	12-0	3	14	1	58	2.9
2006-07	66-19	1292	162	364	.445	64	86	.744	272	95	112-0	41	65	46	393	6.0
2007-08	44-34	1104	143	293	.488	57	69	.826	220	60	79-0	29	29	41	347	7.9
2008-09	6-0	73	8	20	.400	2	6	.333	20	2	8-0	2	6	0	18	3.0
2009-10	72-1	1496	194	419	.463	61	69	.884	235	91	94-0	52	53	32	510	7.1
TOTALS	211-56	4125	530	1150	.461	200	248	.806	780	259	307-0	131	170	120	1333	6.3

3FG: 04-05: 0-4 (.000); 05-06: 3-6 (.500); 06-07: 5-34 (.147); 07-08: 4-11 (.364); 08-09: 0-0 (.000); 09-10: 61-157 (.389); TOTALS: 73-212 (.344)

PLAYOFFS

	GP-GS	MIN	FGM	FGA	PCT	FTM	FTA	PCT	REB	AST	PF-DQ	ST	TO	BS	PTS	AVG
2006-07	1-0	1	0	0	.000	0	0	.000	0	0	0-0	0	0	0	0	0.0
2008-09	1-0	3	0	0	.000	0	0	.000	0	0	0-0	0	0	0	0	0.0
2009-10	5-0	112	9	25	.360	5	5	1.000	19	9	3-0	2	6	0	25	5.0
TOTALS	7-0	116	9	25	.360	5	5	1.000	19	9	3-0	2	6	0	25	3.6

3FG: 06-07: 0-0 (.000); 08-09: 0-0 (.000); 09-10: 2-8 (.250); TOTALS: 2-8 (.250)

WANG ZHI-ZHI	NO: 15	POS: Center
---------------------	---------------	--------------------

Hgt: 7-1 **Wgt:** 284 **Born:** 7-8-77 **Country:** China
Acquired: Signed as a free agent on December 1, 2003.
Departed: Became an unrestricted free agent on July 1, 2005.

	GP-GS	MIN	FGM	FGA	PCT	FTM	FTA	PCT	REB	AST	PF-DQ	ST	TO	BS	PTS	AVG
2003-04	14-0	105	17	45	.378	5	6	.833	14	2	13-0	3	6	4	43	3.1
2004-05	20-0	92	17	36	.472	7	12	.583	18	5	9-0	3	5	2	43	2.2
TOTALS	34-0	197	34	81	.420	12	18	.667	32	7	22-0	6	11	6	86	2.5

3FG: 03-04: 4-14 (.286); 04-05: 2-3 (.667); TOTALS: 6-17 (.353)


PLAYOFFS

	GP-GS	MIN	FGM	FGA	PCT	FTM	FTA	PCT	REB	AST	PF-DQ	ST	TO	BS	PTS	AVG
2003-04	3-0	7	0	0	.000	0	0	.000	0	1	1-0	0	1	0	0	0.0

3FG: 03-04: 0-0 (.000)



NBA



2013-14 NBA OFFICE HEADQUARTERS DIRECTORY

NEW YORK

Olympic Tower
645 Fifth Avenue
New York, NY 10022
Telephone: (212) 407-8000
FAX: (212) 832-3861

NEW JERSEY

100 Plaza Drive
Secaucus, NJ 07094
Telephone: (201) 865-1500
FAX: (201) 974-5973

INTERNATIONAL OFFICES

CANADA

50 Bay Street, Suite 1402
Toronto, Ontario
Canada M5J 3A5
Telephone: (416) 364-2030
FAX: (416) 364-0205

EUROPE

HEADQUARTERS - NBA EMEA

125 Kensington High Street
London, W8 5SF, UK
Telephone: 011-44-20-7795-8921
FAX: 011-44-20-7795-8901

SPAIN

pq. Empresarial 'La Finca'
Edif. 15A, 28223
Pozuelo de Alarcon
Madrid, Spain
Telephone: 011-34-911-115-800
FAX: 011-34-917-995-182

TURKEY

Tarakci Caddesi
Bele Gerden Stesi No8
Zekeriyaka Sariyer
Istanbul, Turkey
Telephone: 011-90-530-772-7975

AFRICA

Nelson Mandela Square, 2nd Floor
West Tower
Maude Street, Sandton
Johannesburg, South Africa
Telephone: 011-27-11-881-5980
FAX: 011-27-0-867-26-6351

INDIA

Parinee Crescenzo
1st Floor, C38 & C39
BCK, Mumbai 51
Telephone: 011-91-22-330-40608

LATIN AMERICA

BRAZIL

Praia de Botafogo, 501
Torre Pão de Açúcar – 1st floor
Rio de Janeiro, RJ, Brazil
CEP: 22250-040
Telephone: 011-55-21-2586-6187

MEXICO

Av. Santa Fe #94 A Tower 8th Floor.
(SAMARA building)
Col. Zedec Santa Fe.
Mexico City, Mexico 01210
Telephone: 011-52-55-88511146

ASIA/PACIFIC

HONG KONG

3101, The Lee Gardens
33 Hysan Avenue
Causeway Bay, Hong Kong
Telephone: 011-852-2843-9600
FAX: 011-852-2536-4808

TAIWAN

Suite 1303, No. 88, Section 2,
Chung Hsiao East Road
Taipei, Taiwan ROC
Telephone: 011-886-2-2358-1900
FAX: 011-886-2-2358-1098

KOREA

21F, Seoul Finance Center
136 Sejong-daero, Jung-gu
Seoul, Korea 100-768
Telephone: 011-822-3782 6837
FAX: 011-822-3782-4555

CHINA—BEIJING

19th Floor, Office Tower 2,
China Central Place,
No. 79 Jianguo Road,
Chaoyang District,
Beijing 100025, China
Telephone: 011-86-10-5200-8200
FAX: 011-86-10-5200-8202

CHINA—SHANGHAI

Unit 2703-08, 27/F,
Tower, 2, Plaza 66
1366 Nanjing West Road
Shanghai 200040, China
Telephone: 011-86-21-6137-2200
FAX: 011-86-21-6288-9920

2012-13 NBA FINAL REGULAR SEASON STANDINGS

EASTERN CONFERENCE

ATLANTIC DIVISION

	W	L	PCT	GB	Home	Road
New York	54	28	.659	----	31-10	23-18
Brooklyn.....	49	33	.598	5	26-15	23-18
Boston	41	40	.506	12.5	27-13	14-27
Philadelphia	34	48	.415	20	23-18	11-30
Toronto	34	48	.415	20	21-20	13-28

CENTRAL DIVISION

	W	L	PCT	GB	Home	Road
Indiana	49	32	.605	----	30-11	19-21
Chicago.....	45	37	.549	4.5	24-17	21-20
Milwaukee.....	38	44	.463	11.5	21-20	17-24
Detroit.....	29	53	.354	20.5	18-23	11-30
Cleveland	24	58	.293	25.5	14-27	10-31

SOUTHEAST DIVISION

	W	L	PCT	GB	Home	Road
Miami.....	66	16	.805	----	37-4	29-12
Atlanta.....	44	38	.537	22	25-16	19-22
Washington.....	29	53	.354	37	22-19	7-34
Charlotte.....	21	61	.256	45	15-26	6-35
Orlando.....	20	62	.244	46	12-29	8-33

WESTERN CONFERENCE

SOUTHWEST DIVISION

	W	L	PCT	GB	Home	Road
San Antonio	58	24	.707	----	35-6	23-18
Memphis.....	56	26	.683	2	32-9	24-17
Houston	45	37	.549	13	29-12	16-25
Dallas.....	41	41	.500	17	24-17	17-24
New Orleans.....	27	55	.329	31	16-25	11-30

NORTHWEST DIVISION

	W	L	PCT	GB	Home	Road
Oklahoma City....	60	22	.732	----	34-7	26-15
Denver	57	25	.695	3	38-3	19-22
Utah	43	39	.524	17	30-11	13-28
Portland	33	49	.402	27	22-19	11-30
Minnesota.....	31	51	.378	29	20-21	11-30

PACIFIC DIVISION

	W	L	PCT	GB	Home	Road
L.A. Clippers	56	26	.683	----	32-9	24-17
Golden State	47	35	.573	9	28-13	19-22
L.A. Lakers.....	45	37	.549	11	29-12	16-25
Sacramento.....	28	54	.341	28	20-21	8-33
Phoenix.....	25	57	.305	31	17-24	8-33

2013 NBA PLAYOFFS

EASTERN CONFERENCE

FIRST ROUND

Miami 4, Milwaukee 0

New York 4, Boston 2

Indiana 4, Atlanta 2

Chicago 4, Brooklyn 3

CONFERENCE SEMIFINALS

Miami 4, Chicago 1

Indiana 4, New York 2

CONFERENCE FINALS

Miami 4, Indiana 3

WESTERN CONFERENCE

FIRST ROUND

Oklahoma City 4, Houston 2

San Antonio 4, L.A. Lakers 0

Golden State 4, Denver 2

Memphis 4, L.A. Clippers 2

CONFERENCE SEMIFINALS

Memphis 4, Oklahoma City 1

San Antonio 4, Golden State 2

CONFERENCE FINALS

San Antonio 4, Memphis 0

FINALS

Miami 4, San Antonio 3

2012-13 NBA AWARD WINNERS

Most Valuable Player

LeBron James, Miami

NBA Coach of the Year

George Karl, Denver

Rookie of the Year

Damian Lillard, Portland

NBA Most Improved Player

Paul George, Indiana

NBA Executive of the Year

Masai Ujiri, Denver

J. Walter Kennedy

Citizenship Award

Kenneth Faried, Denver

NBA Community Assist Award

Dwyane Wade, Miami

NBA Sportsmanship Award

Jason Kidd, New York

NBA Defensive Player

of the Year

Marc Gasol, Memphis

NBA Sixth Man Award

J.R. Smith, New York

NBA Finals MVP

LeBron James, Miami

All-Star Game MVP

Chris Paul, L.A. Clippers

Magic Johnson Award

Shane Battier, Miami

Chuck Daly Lifetime

Achievement Award

Bill Fitch

Rudy Tomjanovich Award

George Karl, Denver

Twyman-Stokes Teammate of

the Year Award

Chauncey Billups, L.A. Clippers

Brian McIntyre Media

Relations Award

Indiana Pacers

2012-13 ALL-NBA FIRST TEAM

Position	Player, Team
Forward	LeBron James, Miami
Forward	Kevin Durant, Oklahoma City
Center	Tim Duncan, San Antonio
Guard	Kobe Bryant, L.A. Lakers
Guard	Chris Paul, L.A. Clippers

2012-13 ALL-NBA SECOND TEAM

Position	Player, Team
Forward	Carmelo Anthony, New York
Forward	Blake Griffin, L.A. Clippers
Center	Marc Gasol, Memphis
Guard	Tony Parker, San Antonio
Guard	Russell Westbrook, Oklahoma City

2012-13 ALL-NBA THIRD TEAM

Position	Player, Team
Forward	David Lee, Golden State
Forward	Paul George, Indiana
Center	Dwight Howard, L.A. Lakers
Guard	Dwyane Wade, Miami
Guard	James Harden, Houston

2012-13 NBA ALL-ROOKIE FIRST TEAM

Player	Team
Damian Lillard	Portland
Bradley Beal	Washington
Anthony Davis	New Orleans
Dion Waiters	Cleveland
Harrison Barnes	Golden State

2012-13 NBA ALL-ROOKIE SECOND TEAM

Player	Team
Andre Drummond	Detroit
Jonas Valanciunas	Toronto
Michael Kidd-Gilchrist	Charlotte
Kyle Singler	Detroit
Tyler Zeller	Cleveland

2012-13 NBA ALL-DEFENSIVE FIRST TEAM

Position	Player, Team
Forward	LeBron James, Miami
Forward	Serge Ibaka, Oklahoma City
Center	Tyson Chandler, New York
Center	Joakim Noah, Chicago
Guard	Chris Paul, L.A. Clippers
Guard	Tony Allen, Memphis

2012-13 NBA ALL-DEFENSIVE SECOND TEAM

Position	Player, Team
Forward	Tim Duncan, San Antonio
Forward	Paul George, Indiana
Center	Marc Gasol, Memphis
Guard	Avery Bradley, Boston
Guard	Mike Conley, Memphis

2012-13 DIVISIONAL SPORTSMANSHIP AWARD WINNERS

Jason Kidd, New York-Atlantic Division
Luol Deng, Chicago-Central Division
Jameer Nelson, Orlando-Southeast Division
Nick Collison, Oklahoma City-Northwest Division
Mike Conley, Memphis-Southwest Division
Stephen Curry, Golden State-Pacific Division



Dwyane Wade received the NBA's inaugural Yearly Community Assist Award for his tireless efforts in the community during the 2012-13 season and was named All-NBA Third Team for his work on the court.

2012-13 NBA MONTHLY AWARD WINNERS

2012-13 NBA PLAYERS OF THE MONTH

<i>Month</i>	<i>Eastern Conference</i>	<i>Western Conference</i>
Oct./Nov.	LeBron James (Miami HEAT)	Kevin Durant (Oklahoma City Thunder)
December	LeBron James (Miami HEAT)	Chris Paul (Los Angeles Clippers)
January	LeBron James (Miami HEAT)	Tony Parker (San Antonio Spurs)
February	LeBron James (Miami HEAT)	Kobe Bryant (Los Angeles Lakers)
March	LeBron James (Miami HEAT)	Kevin Durant (Oklahoma City Thunder)
April	Carmelo Anthony (New York)	Stephen Curry (Golden State Warriors)

2012-13 NBA ROOKIES OF THE MONTH

<i>Month</i>	<i>Eastern Conference</i>	<i>Western Conference</i>
Oct./Nov.	Michael Kidd-Gilchrist (Charlotte Bobcats)	Damian Lillard (Portland Trail Blazers)
December	Bradley Beal (Washington Wizards)	Damian Lillard (Portland Trail Blazers)
January	Bradley Beal (Washington Wizards)	Damian Lillard (Portland Trail Blazers)
February	Dion Waiters (Cleveland Cavaliers)	Damian Lillard (Portland Trail Blazers)
March	Jonas Valanciunas (Toronto Raptors)	Damian Lillard (Portland Trail Blazers)
April	Chris Copeland (New York Knicks)	Damian Lillard (Portland Trail Blazers)

2012-13 NBA COACHES OF THE MONTH

<i>Month</i>	<i>Eastern Conference</i>	<i>Western Conference</i>
Oct./Nov.	Avery Johnson (Brooklyn Nets)	Lionel Hollins (Memphis Grizzlies)
December	Larry Drew (Atlanta Hawks)	Vinny Del Negro (Los Angeles Clippers)
January	Tom Thibodeau (Chicago Bulls)	George Karl (Denver Nuggets)
February	Erik Spoelstra (Miami HEAT)	Lionel Hollins (Memphis Grizzlies)
March	Erik Spoelstra (Miami HEAT)	George Karl (Denver Nuggets)
April	Mike Woodson (New York Knicks)	Mike D'Antoni (Los Angeles Lakers)

COMMUNITY ASSIST AWARDS

<i>Month</i>	<i>Player</i>
November	Deron Williams (Brooklyn Nets)
December	Kevin Love (Minnesota Timberwolves)
January	Zach Randolph (Memphis Grizzlies)
February	Kenneth Faried (Denver Nuggets)
March	Damian Lillard (Portland Trail Blazers)
April	Chris Paul (Los Angeles Clippers)

Erik Spoelstra was named the NBA Eastern Conference Coach of the Month in both February and March while guiding the HEAT on a franchise-record 27-game winning streak, the second largest in NBA history.



2012-13 NBA WEEKLY AWARD WINNERS

2012-13 NBA PLAYERS OF THE WEEK

<i>Week Ending</i>	<i>Eastern Conference</i>	<i>Western Conference</i>
Nov. 4, 2012	Brandon Jennings (Milwaukee Bucks)	James Harden (Houston Rockets)
Nov. 11, 2012	LeBron James (Miami HEAT)	Kenneth Faried (Denver Nuggets)
Nov. 18, 2012	LeBron James (Miami HEAT)	Kevin Durant (Oklahoma City Thunder)
Nov. 25, 2012	Al Horford (Atlanta Hawks)	Tim Duncan (San Antonio Spurs)
Dec. 2, 2012	Carmelo Anthony (New York Knicks)	Kevin Durant (Oklahoma City Thunder)
Dec. 9, 2012	Josh Smith (Atlanta Hawks)	Blake Griffin (Los Angeles Clippers)
Dec. 16, 2012	Paul George (Indiana Pacers)	David Lee (Golden State Warriors)
Dec. 23, 2012	LeBron James (Miami HEAT)	Chris Paul (Los Angeles Clippers)
Dec. 30, 2012	Monta Ellis (Milwaukee Bucks)	Greivis Vasquez (New Orleans Hornets)
Jan. 6, 2013	Carmelo Anthony (New York Knicks)	James Harden (Houston Rockets)
Jan. 13, 2013	Brandon Jennings (Milwaukee Bucks)	Kevin Durant (Oklahoma City Thunder)
Jan. 20, 2013	Carlos Boozer (Chicago Bulls)	Kevin Durant (Oklahoma City Thunder)
Jan. 27, 2013	Kyrie Irving (Cleveland Cavaliers)	Tony Parker (San Antonio Spurs)
Feb. 3, 2013	Nate Robinson (Chicago Bulls)	David Lee (Golden State Warriors)
Feb. 10, 2013	LeBron James (Miami HEAT)	Russell Westbrook (Oklahoma City Thunder)
Feb. 17, 2013	***ALL-STAR BREAK***	
Feb. 24, 2013	LeBron James (Miami HEAT)	Kobe Bryant (Los Angeles Lakers)
Mar. 3, 2013	Monta Ellis (Milwaukee Bucks)	Ty Lawson (Denver Nuggets)
Mar. 10, 2013	Dwyane Wade (Miami HEAT)	Kobe Bryant (Los Angeles Lakers)
Mar. 17, 2013	John Wall (Washington Wizards)	LaMarcus Aldridge (Portland Trail Blazers)
Mar. 24, 2013	LeBron James (Miami HEAT)	James Harden (Houston Rockets)
Mar. 31, 2013	J.R. Smith (New York Knicks)	Al Jefferson (Utah Jazz)
Apr. 7, 2013	Carmelo Anthony (New York Knicks)	Nikola Pekovic (Minnesota Timberwolves)
Apr. 14, 2013	Carmelo Anthony (New York Knicks)	Kobe Bryant (Los Angeles Lakers)



LeBron James captured NBA Eastern Conference Player of the Week honors six times during the 2012-13 season. James has earned Player of the Week honors a league-record 43 times in his career.

2012-13 NBA STATISTICAL LEADERS

2012-13 NBA REGULAR SEASON TEAM STATISTICAL LEADERS

OFFENSE

Scoring Offense: Denver (106.1 ppg)
Scoring Margin: Oklahoma City (+9.2 ppg)
Field Goals Made: Denver (3,339)
Field Goals Attempted: Milwaukee (7,197)
Field Goal Percentage: Miami (.496)
Three-point Field Goals Made: New York (891)
Three-point Field Goals Attempted: New York (2,371)
Three-point Field Goal Percentage: Golden State (.403)
Free Throws Made: Oklahoma City (1,819)
Free Throws Attempted: L.A. Lakers (2,289)
Free Throw Percentage: Oklahoma City (.828)
Offensive Rebounds: Denver (1,092)
Assists: San Antonio (2,058)
Fewest Turnovers Committed: New York (988)
Fast Break Points: Denver (1,652)
Second Chance Points: Denver (1,295)
Points off Turnovers: Denver (1,631)
Points in the Paint: Denver (4,760)
Points off the Bench: Dallas (3,404)

DEFENSE

Scoring Defense: Memphis (89.3 ppg)
Fewest Field Goals Allowed: Memphis (2,748)
Best Field Goal Percentage Defense: Indiana (.420)
Fewest Three-point Field Goals Allowed: Indiana (440)
Three-point Field Goal Percentage Defense: Indiana (.327)
Fewest Free Throw Attempts Allowed: Brooklyn (1,571)
Defensive Rebounds: Golden State (2,801)
Most Steals: L.A. Clippers (784)
Most Blocks: Oklahoma City (624)
Most Turnovers Forced: L.A. Clippers (1,319)
Fewest Fast Break Points Allowed: Indiana (816)
Fewest Second Chance Points Allowed: Memphis (974)
Fewest Points off Turnovers Allowed: New York (1,108)
Fewest Points in the Paint Allowed: Indiana (2,878)
Fewest Points off the Bench Allowed: Brooklyn (2,399)

MISCELLANEOUS

Total Rebounds: Indiana (3,714)
Rebound Margin: Indiana (+4.9 rpg)
Fewest Offensive Rebounds Allowed: New York (824)
Fewest Defensive Rebounds Allowed: L.A. Clippers (2,315)
Fewest Total Rebounds Allowed: Memphis (3,204)
Assist-to-Turnover Ratio: Philadelphia (1.74)
Steals-to-Turnover Ratio: Philadelphia (0.68)
Most Personal Fouls: Toronto (1,836)
Fewest Personal Fouls: San Antonio (1,427)
Home Attendance: Chicago (896,944)
Road Attendance: Miami (782,729)
Total Attendance: Chicago (1,640,871)

Management

Players

12/13 Review

Records

Playoffs

History

All-Time Roster

NBA/NBADL

Opponents

Media

2012-13 NBA STATISTICAL LEADERS

2012-13 NBA REGULAR SEASON INDIVIDUAL STATISTICAL LEADERS

Scoring Average: Carmelo Anthony, New York (28.7 ppg)
Most Total Points: Kevin Durant, Oklahoma City (2,280)
Most Bench Points: J.R. Smith, New York (1,446)
Plus/Minus: Kevin Durant, Oklahoma City (+721)
Field Goals Made: LeBron James, Miami (765)
Field Goals Attempted: Kobe Bryant, L.A. Lakers (1,595)
Field Goal Percentage: DeAndre Jordan, L.A. Clippers (.643)
Three-point Field Goals Made: Stephen Curry, Golden State (272)
Three-point Field Goals Attempted: Stephen Curry, Golden State (600)
Three-point Field Goal Percentage: Jose Calderon, Detroit (.461)
Free Throws Made: Kevin Durant, Oklahoma City (679)
Free Throws Attempted: James Harden, Houston (792)
Free Throw Percentage: Kevin Durant, Oklahoma City (.905)
Total Rebounds Per Game: Dwight Howard, L.A. Lakers (12.4 rpg)
Offensive Rebounds Per Game: Zach Randolph, Memphis (4.1 pg)
Defensive Rebounds Per Game: Dwight Howard, L.A. Lakers (9.1 pg)
Assists Per Game: Rajon Rondo, Boston (11.1 apg)
Steals Per Game: Chris Paul, L.A. Clippers (2.41 spg)
Blocked Shots Per Game: Serge Ibaka, Oklahoma City (3.03 bpg)
Minutes Per Game: Luol Deng, Chicago (38.7 mpg)
Personal Fouls: Amir Johnson, Toronto (301)
Technical Fouls: DeMarcus Cousins, Sacramento and Russell Westbrook, Oklahoma City (15)
Assist-to-Turnover Ratio: Chris Paul, L.A. Clippers (4.26)
Steals-to-Turnover Ratio: Jason Kidd, New York (1.64)
Double-Doubles: David Lee, Golden State (56)
Triple-Doubles: Rajon Rondo, Boston (5)

2013-14 NBA OFFICIATING STAFF

NUMBER	OFFICIAL	NUMBER	OFFICIAL	NUMBER	OFFICIAL
6	Tony Brown	32	Eddie F. Rush	56	Mark Ayotte
7	Derrick Stafford	33	Sean Corbin	58	Josh Tiven
8	Marc Davis	34	Kevin Cutler	59	Gary Zielinski
10	Ron Garretson	35	Kane Fitzgerald	60	James Williams
11	Derrick Collins	36	David Jones	61	Courtney Kirkland
12	Violet Palmer	37	Eric Dalen	62	Dedric Taylor*
13	Monty McCutchen	38	Michael Smith	63	Derek Richardson
14	Ed Malloy	39	Brenda Pantoja*	64	Justin Van Duyne*
15	Bennett Salvatore	40	Leon Wood	65	Sean Wright
16	David Guthrie	41	Ken Mauer	66	Haywoode Workman
17	Joe Crawford	42	Eric Lewis	67	Brett Nansel*
18	Matt Boland	43	Dan Crawford	68	Marat Kogut
19	James Capers	44	Eli Roe	70	Brent Barnaky
20	Leroy Richardson	45	Brian Forte	71	Rodney Mott
22	Bill Spooner	46	Ben Taylor	72	JT Orr
23	Jason Phillips	47	Bennie Adams	73	Tre Maddox
24	Mike Callahan	48	Scott Foster	74	Curtis Blair
25	Tony Brothers	49	Tom Washington	75	CJ Washington*
26	Pat Fraher	50	Olandis Poole	76	Steve Anderson
27	Dick Bavetta	51	Mitchell Ervin*	77	Karl Lane
28	Zach Zarba	52	Scott Twardoski	78	Scott Bolnick*
29	Mark Lindsay	53	Lauren Holtkamp*	79	Kevin Scott
30	John Goble	54	Nick Buchert		
31	Scott Wall	55	Bill Kennedy		

*Non-Staff Officials

2013 NBA DRAFT

FIRST ROUND

Pick	Team	Player	School/Team
1	Cleveland	Anthony Bennett	UNLV
2	Orlando	Victor Oladipo	Indiana
3	Washington	Otto Porter	Georgetown
4	Charlotte	Cody Zeller	Indiana
5	Phoenix	Alex Len	Maryland
6	New Orleans	Nerlens Noel	Kentucky
7	Sacramento	Ben McLemore	Kansas
8	Detroit	Kentavious Caldwell-Pope	Georgia
9	Minnesota	Trey Burke	Michigan
10	Portland	C.J. McCollum	Lehigh
11	Philadelphia	Michael Carter-Williams	Syracuse
12	Oklahoma City	Steven Adams	Pittsburgh
13	Dallas	Kelly Olynyk	Gonzaga
14	Utah	Shabazz Muhammad	UCLA
15	Milwaukee	Giannis Antetokounmpo	Filathitikos AO (Greece)
16	Boston	Lucas Nogueira	Estudiantes (Spain)
17	Atlanta	Dennis Schroeder	Phantoms Braunschweig (Germany)
18	Atlanta	Shane Larkin	Miami
19	Cleveland	Sergey Karasev	BC Triumph Lyubertsy (Russia)
20	Chicago	Tony Snell	New Mexico
21	Utah	Gorgui Dieng	Louisville
22	Brooklyn	Mason Plumlee	Duke
23	Indiana	Solomon Hill	Arizona
24	New York	Tim Hardaway Jr.	Michigan
25	L.A. Clippers	Reggie Bullock	North Carolina
26	Minnesota	Andre Roberson	Colorado
27	Denver	Rudy Gobert	Cholet Basket (France)
28	San Antonio	Livio Jean-Charles	Asvel Lyon-Villeurbanne (France)
29	Oklahoma City	Archie Goodwin	Kentucky
30	Phoenix	Nemanja Nedovic	Lietuvos Rytas (Lithuania)

SECOND ROUND

Pick	Team	Player	School/Team
31	Cleveland	Allen Crabbe	California
32	Oklahoma City	Alex Abrines	Regal Barcelona (Spain)
33	Cleveland	Carrick Felix	Arizona State
34	Houston	Isaiah Canaan	Murray State
35	Philadelphia	Glen Rice Jr.	Rio Grande Valley Vipers
36	Sacramento	Ray McCallum	Detroit
37	Detroit	Tony Mitchell	North Texas
38	Washington	Nate Wolters	South Dakota State
39	Portland	Jeff Withey	Kansas
40	Portland	Grant Jerrett	Arizona
41	Memphis	Jamaal Franklin	San Diego State
42	Philadelphia	Pierre Jackson	Baylor
43	Milwaukee	Ricky Ledo	Providence
44	Dallas	Mike Muscala	Bucknell
45	Portland	Marko Todorovic	Regal Barcelona (Spain)
46	Utah	Erick Green	Virginia Tech
47	Atlanta	Raul Neto	Lagun Aro GBC (Spain)
48	L.A. Lakers	Ryan Kelly	Duke
49	Chicago	Erik Murphy	Florida
50	Atlanta	James Ennis	Long Beach State
51	Orlando	Romero Osby	Oklahoma
52	Minnesota	Lorenzo Brown	North Carolina State
53	Indiana	Colton Iverson	Colorado State
54	Washington	Arsalan Kazemi	Oregon
55	Memphis	Joffrey Lauvergne	Partizan (Adriatic League)
56	Detroit	Peyton Siva	Louisville
57	Phoenix	Alex Oriakhi	Missouri
58	San Antonio	Deshaun Thomas	Ohio State
59	Minnesota	Bojan Dubljevic	Valencia BC (Spain)
60	Memphis	Janis Timma	BK Ventspils (Latvia)

2013-14 NATIONAL BASKETBALL ASSOCIATION KEY DATES

2013

SEPTEMBER 27

2013 NBA Team Media Days for teams competing in preseason contests outside North America

SEPTEMBER 28

2013 NBA Training Camps open for practice for teams competing in preseason contests outside North America

SEPTEMBER 30

2013 NBA Team Media Days

OCTOBER 1

2013 NBA Training Camps open for practice

OCTOBER 5

NBA Global Games Istanbul 2013 (Oklahoma City Thunder @ Fenerbahce Ulker in Istanbul, Turkey at Ulker Sports Arena)

OCTOBER 6

NBA Global Games Bilbao 2013 (Philadelphia 76ers @ Bilbao Basket in Bilbao, Spain at Bizkaia Arena at the BEC)

OCTOBER 8

NBA Global Games 2013 Manchester (Oklahoma City Thunder vs. Philadelphia 76ers in Manchester, England at Phones 4u Arena)

OCTOBER 10

NBA Global Games 2013 Manila (Houston Rockets vs. Indiana Pacers in Manila, Philippines at Mall of Asia Arena)

OCTOBER 12

NBA Global Games 2013 Rio de Janeiro (Chicago Bulls vs. Washington Wizards in Rio de Janeiro, Brazil at HSBC Arena)

OCTOBER 13

NBA Global Games 2013 Taipei (Houston Rockets vs. Indiana Pacers in Taipei, Taiwan at Taipei Arena)

OCTOBER 15

NBA Global Games 2013 Beijing (Golden State Warriors vs. Los Angeles Lakers in Beijing, China at MasterCard Arena)

OCTOBER 18

NBA Global Games 2013 Shanghai (Golden State Warriors vs. Los Angeles Lakers in Shanghai, China at Mercedes-Benz Arena)

OCTOBER 28

Rosters set for Opening Day (5 p.m. ET)

OCTOBER 29

2013-14 Season Tips Off

DECEMBER 4

NBA Global Games Mexico City 2013 (Minnesota Timberwolves vs. San Antonio Spurs at Mexico City Arena)

2014

JANUARY 6

10-day Contracts can now be signed

JANUARY 10

All Contracts are guaranteed for remainder of the season

JANUARY 16

NBA Global Games London 2014 (Atlanta Hawks vs. Brooklyn Nets at The O2)

FEBRUARY 14-16

2014 NBA All-Star Weekend (New Orleans, LA)

FEBRUARY 20

2014 NBA Trade Deadline (3 p.m. ET)

MARCH 1

Playoff Eligibility Waiver Deadline

APRIL 16-19

Portsmouth Invitational Tournament (Portsmouth, VA)

APRIL 16

Last Day of 2013-14 Regular Season

APRIL 19

2014 NBA Playoffs begin

APRIL 27

NBA Draft Early Entry Eligibility Deadline (11:59 p.m. ET)

MAY 5

Conference Semifinals begin (possible move-up to May 3 or 4)

MAY 20

Conference Finals begin (possibly move-up to May 18 or 19)

MAY 20

2014 NBA Draft Lottery

JUNE 5

The Finals begin

JUNE 16

NBA Draft Early Entry Withdrawal Deadline (5 p.m. ET)

JUNE 26

2014 NBA Draft

NBA CARES

NBBA Cares is the league's global social responsibility program that builds on the NBA's mission of addressing important social issues in the United States and around the world. Through this program, the NBA, its teams and players have donated more than \$220 million to charity, completed more than 2.5 million hours of hands-on community service, and created more than 810



places where kids and families can live, learn, or play, in 25 countries and territories on five continents. NBA Cares works with internationally recognized youth-serving programs that support education, youth and family development, and health and wellness, including: KaBOOM!, Special Olympics, Boys and Girls Clubs of America, UNICEF, the Make-A-Wish Foundation, and GLSEN.

2013-14 NBA DEVELOPMENT LEAGUE DIRECTORY

NBA D-LEAGUE OFFICE

Olympic Tower, 645 5th Avenue;
New York, NY 10022
Media Relations Contact: Joanna Shapiro
212-407-8884 (jshapiro@nba.com)



AUSTIN TOROS

12885 N. Highway 183, Suite 207; Austin, TX 78750
Telephone: (512) 236-8333; FAX: (512) 236-8444
Arena: Cedar Park Center
Media Relations Contact: Perri Travillion
(ptravillion@austintoros.com)
NBA Affiliation: San Antonio

BAKERSFIELD JAM

1400 Norris Road; Bakersfield, CA 93308
Telephone: (661) 615-6550; FAX: (661) 615-6555
Arena: Dignity Health Event Center
Media Relations Contact: William Aquije
(william@bakersfieldjam.com)
NBA Affiliations: Atlanta, Los Angeles Clippers, Phoenix, Toronto, Utah

CANTON CHARGE

1101 Market Avenue North; Canton, OH 44702
Telephone: (330) 489-1701; FAX: (330) 489-1703
Arena: Canton Memorial Civic Center
Media Relations Contact: Sean Wyatt
(swyatt@cantoncharge.com)
NBA Affiliation: Cleveland

DELAWARE 87ERS

300 Martin Luther King Blvd, Suite 200; Wilmington, DE 19801
Telephone: (302) 504-7587; Fax: TBD
Arena: Bob Carpenter Sports/Convocation Center
Media Relations Contact: Nicole Pender
(nicolepender@sevens.com)
NBA Affiliation: Philadelphia

ERIE BAYHAWKS

110 East 8th Street; Erie, PA 16501
Telephone: (814) 790-5600; FAX: (814) 790-5608
Arena: Erie Insurance Arena
Media Relations Contact: Jason Vaughan
(jason.vaughan@nbaerie.com)
NBA Affiliation: New York

FORT WAYNE MAD ANTS

1910 St. Joe Center Rd, Suite 61; Fort Wayne, IN 46825
Telephone: (260) 469-4667; FAX: (260) 469-4674
Arena: Allen County War Memorial Coliseum
Media Relations Contact: Audrey Siebrase
(audrey@fortwaynehoops.com)
NBA Affiliations: Charlotte, Detroit, Indiana, Memphis, Milwaukee, Orlando

IDAHO STAMPEDE

233 South Capitol Blvd., Suite 100; Boise, ID 83702
Telephone: (208) 388-4667; FAX: (208) 388-3845
Arena: CenturyLink Arena
Media Relations Contact: Ty Carter
(ty@idahostampede.com)
NBA Affiliation: Portland

IOWA ENERGY

10425 3rd Street; Des Moines, Iowa 50309
Telephone: (515) 564-8550; FAX: (515) 564-8551
Arena: Wells Fargo Arena
Media Relations Contacts: Randi Burrell, Patrick Jacobson
(rburrell@iowanba.com, pjacobson@iowanba.com)
NBA Affiliations: Chicago, Denver, New Orleans, Minnesota, Washington

LOS ANGELES D-FENDERS

555 North Nash Street; El Segundo, CA 90245
Telephone: (310) 426-6000; FAX: (310) 426-6031
Arena: Toyota Sports Center
Media Relations Contact: Evan Kaplan
(ekaplan@d-fenders.com)
NBA Affiliation: Los Angeles Lakers

MAINE RED CLAWS

413 Congress Street; Portland, ME 04101
Telephone: (207) 210-6655; FAX: (207) 210-6659
Arena: Portland Exposition Building
Media Relations Contact: Will McClaran
(wmccclaran@maineredclaws.com)
NBA Affiliation: Boston

RENO BIGHORNS

9393 Gateway Drive, Suite BH; Reno, NV 89511
Telephone: (775) 284-2622; FAX: (775) 853-1601
Arena: Reno Events Center
Media Relations Contact: Allison Strekal
(abeck@renobighorns.com)
NBA Affiliation: Sacramento

RIO GRANDE VALLEY VIPERS

4500 North 10th Street, Suite 315; McAllen, TX 78504
Telephone: (956) 972-1144; FAX: (956) 972-1150
Arena: State Farm Arena
Media Relations Contact: Rebecca Sweat
(rsweat@rgvipers.com)
NBA Affiliation: Houston

SANTA CRUZ WARRIORS

903 Pacific Avenue, Suite 101; Santa Cruz, CA 95060
Telephone: (831) 731-4396; FAX: (831) 466-3201
Arena: Kaiser Permanente Arena
Media Relations Contact: Matt De Nesnera
(mdenesnera@santacruzbasketball.com)
NBA Affiliation: Golden State

SIoux FALLS SKYFORCE

2131 South Minnesota Ave; Sioux Falls, SD 57105
Telephone: (605) 332-0605; FAX: (605) 332-2305
Arena: Sanford Pentagon
Media Relations Contact: Brett Hansen
(brett@skyforceonline.com)
NBA Affiliation: Miami

SPRINGFIELD ARMOR

1 Monarch Place, Suite 220; Springfield, MA 01144
Telephone: (413) 746-3263; FAX: (413) 746-3262
Arena: MassMutual Center
Media Relations Contact: TBD
(TBD)
NBA Affiliation: Brooklyn

TEXAS LEGENDS

2601 Avenue of the Stars, Suite 300; Frisco, TX 75034
Telephone: (214) 469-0822; FAX: (214) 469-0823
Arena: Dr. Pepper Arena
Media Relations Contact: Britney Wynn
(bwynn@texlegends.com)
NBA Affiliation: Dallas

TULSA 66ERS

10425 South 82nd East Avenue, Suite 105; Tulsa, OK 74133
Telephone: (918) 585-8447; FAX: (918) 398-6930
Arena: SpiritBank Event Center
Media Relations Contact: Ben Coldagelli
(bcoldagelli@tulsa66ers.com)
NBA Affiliation: Oklahoma City

Management

Players

12/13 Review

Records

Playoffs

History

All-Time Roster

NBA/NBADL

Opponents

Media

SIoux FALLS SKYFORCE

Team Information:

Address: 2131 S. Minnesota Ave.,
Sioux Falls, SD 57105
Main Phone: 605-332-0605
Main FAX: 605-332-2305
Website: skyforceonline.com
Arena: Sanford Pentagon (3,250)



Team Directory:

Owner	Greg Heineman
President/Owner	Mike Heineman
General Manager, Basketball Operations.....	Adam Simon
Head Coach.....	Pat Delany
Assistant Coaches.....	Octavio De La Grana, Sean Rooks
Director of Basketball Operations	Justin Van Kooten
Athletic Trainer	Dustin Schramm
Media/Public Relations Director.....	Brett Hansen (brett@skyforceonline.com)

THE PARTNERSHIP

On June 10, 2013, the Miami HEAT announced that they had entered into a single affiliation partnership with the NBA Development League's Sioux Falls Skyforce. Beginning with the 2013-14 season the HEAT will be the only NBA team affiliated with the Skyforce and will have full control over their basketball operations. Miami, which had been paired with the Skyforce the previous four seasons, is one of 14 NBA teams to have a one-on-one partnership with an NBA D-League team. The HEAT is one of seven teams entered into a "hybrid" affiliation, meaning Miami will pay for and control the Skyforce's basketball operations, while existing local ownership maintains primary responsibility for the team's off-the-court business operations and community initiatives.

The HEAT join the Brooklyn Nets (Springfield Armor), Boston Celtics (Maine Red Claws), Houston Rockets (Rio Grande Valley Vipers), New York Knicks (Erie BayHawks), Portland Trail Blazers (Idaho Stampede) and Sacramento Kings (Reno Bighorns) as NBA teams with “hybrid” NBA D-League affiliations.

Six other NBA teams, including the Cleveland Cavaliers (Canton Charge), Golden State Warriors (Santa Cruz Warriors), Los Angeles Lakers (L.A. D-Fenders), Oklahoma City Thunder (Tulsa 66ers), Philadelphia 76ers (Delaware 87ers) and San Antonio Spurs (Austin Toros) fully own and operate their D-League teams while the Dallas Mavericks and Texas Legends are one-to-one affiliates.

The Sioux Falls Skyforce joined the NBA D-League in 2006 after serving stints with both the International Basketball League (2000-01) and the Continental Basketball Association (1989-00 & 2001-06). The Skyforce captured two CBA Championships (1996 & 2005) and three CBA division titles as well as making three postseason berths in the NBA D-League.

ADAM SIMON GENERAL MANAGER, BASKETBALL OPERATIONS

Adam Simon is entering his 19th season with the HEAT organization and his first in the role of Assistant General Manager/General Manager, Sioux Falls Skyforce. Simon will assist HEAT Sr. V.P., Basketball Operations/General Manager Andy Elisburg in all areas of the HEAT's basketball operations department as well as heading the basketball operations department for the Skyforce.

Simon has held a number of positions in the HEAT organization since arriving in 1995 as an intern in the video room under current HEAT coach Erik Spoelstra. Prior to his recent promotion he had spent the past three seasons as the HEAT's Director of Player Personnel. The St. Thomas University graduate has also served the HEAT as director of college/international scouting (2004-11), scout/director of college scouting (2003-04), scout (2002-03), scouting coordinator (2001-02), administrative assistant (1997-01) and basketball operations intern (1996-97) where he organized information for the NBA Draft which he has continued to do throughout his years with the HEAT.



SKYFORCE COACHING STAFF

PAT DELANY HEAD COACH

After 11 seasons as a member of the HEAT organization, where he served primarily as an advance scout and video coordinator, Pat Delany has earned his first head coaching assignment and becomes the 16th head coach in Sioux Falls franchise history.

Delany, who served as a full-time advance scout and helped the HEAT formulate game plans for the past six years, was an assistant coach for Miami's summer league entries in Orlando and Las Vegas this past July. Prior to becoming Miami's advance scout, Delany also served as the HEAT's video coordinator for four seasons (2003-07) following one season as a video intern.

Before joining the HEAT, Delany was a video department intern for the Boston Celtics from January to May of 2002. Throughout the summer months of 1998 through 2002, he served as a basketball camp counselor at the University of North Carolina, University of Notre Dame, Saint Anselm College and Christian Brothers Academy.

Delany is a graduate and former Division II basketball standout at Saint Anselm College where he graduated with a degree in business administration. He finished his basketball career as the school's all-time leader with 731 assists.



OCTAVIO De LA GRANA ASSISTANT COACH

Octavio De La Grana begins his eighth year as a member of the HEAT organization and his first in the role of assistant coach for the Skyforce. De La Grana has spent the past five seasons as Player Development Coach/Advance Scout for the HEAT where he was responsible for working with individual players in developing their game. He also served as an advance scout where he was responsible for creating scouting reports of upcoming opponents. De La Grana has also spent time assisting the Skyforce coaching staff the past two seasons when the HEAT have assigned players to their D-League affiliate.

Prior to joining the HEAT, De La Grana had a combined 18 years of head coaching experience at the high school level, including two stints at Florida Christian High School, where he led his team to the Class 2A State Championship in 1996, a season in which he garnered Coach of the Year honors. He also spent eight years as head basketball coach at Westminster Christian High School.

De La Grana is a graduate of Liberty University where he earned a degree in general studies. He attended Florida Christian High School and played basketball, where in 1979 he was chosen All-Dade County and later was inducted into the school's Athletic Hall of Fame. He and his wife, Angie, reside in Palmetto Bay with their six children, Derrick, Daniel, Chelsea, Jenny, Annie and Leah.



SEAN ROOKS ASSISTANT COACH

Sean Rooks returns for his second season as an assistant coach for the Skyforce after previously having served as an assistant coach for the final 16 games of the 2011-12 season. Rooks also garnered coaching experience as an assistant coach for the New Mexico Thunderbirds (2010-11) and Bakersfield Jam (2007-08) and briefly served as interim head coach of the Jam. The 12-year NBA veteran has also worked as a television analyst at Jam home games for two seasons and held the role of team mentor during the 2006-07 season.

Rooks holds NBA career averages of 6.2 points and 3.8 rebounds in 749 games with the Dallas Mavericks, Minnesota Timberwolves, Atlanta Hawks, Los Angeles Lakers, Los Angeles Clippers, New Orleans Hornets and Orlando Magic. He averaged career highs in points (13.5) and rebounds (7.4) as a rookie with the Mavericks in 1992-93. He was originally selected by Dallas in the second round (30th overall) of the 1992 NBA Draft following a successful collegiate career at the University of Arizona.



Management

Players

12/13 Review

Records

Playoffs

History

All-Time Roster

NBA/NBADL

Opponents

Media

NBA DEVELOPMENT LEAGUE

2012-13 FINAL REGULAR SEASON STANDINGS

CENTRAL DIVISION	W-L	PCT	GB	HOME W-L	AWAY W-L
Rio Grande Valley Vipers	35-15	.700	----	20-5	15-10
Austin Toros	27-23	.540	8.0	15-10	12-13
Tulsa 66ers	27-23	.540	8.0	16-9	11-14
Sioux Falls Skyforce	25-25	.500	10.0	13-12	12-13
Texas Legends	21-29	.420	14.0	13-12	8-17
Iowa Energy	14-36	.280	21.0	10-15	4-21

EAST DIVISION	W-L	PCT	GB	HOME W-L	AWAY W-L
Canton Charge	30-20	.600	----	16-9	14-11
Fort Wayne Mad Ants	27-23	.540	3.0	16-9	11-14
Maine Red Claws	26-24	.520	4.0	14-11	12-13
Erie BayHawks	26-24	.520	4.0	14-11	12-13
Springfield Armor	18-32	.360	12.0	12-13	6-19

WEST DIVISION	W-L	PCT	GB	HOME W-L	AWAY W-L
Bakersfield Jam	36-14	.720	----	22-3	14-11
Santa Cruz Warriors	32-18	.640	4.0	19-6	12-12
Los Angeles D-Fenders	21-29	.420	15.0	14-11	7-18
Idaho Stampede	19-31	.380	17.0	10-15	9-16
Reno Bighorns	16-34	.320	20.0	11-14	5-20

2012-13 POSTSEASON RESULTS

QUARTERFINALS

Austin 2, Bakersfield 0
Rio Grande Valley 2, Maine 0
Santa Cruz 2, Fort Wayne 0
Tulsa 2, Canton 1

SEMIFINALS

Santa Cruz 2, Austin 0
Rio Grande Valley 2, Tulsa 0

FINALS

Rio Grande Valley 2,
Santa Cruz 0

2012-13 AWARD WINNERS

Most Valuable Player: Andrew Goudelock, Rio Grande Valley Vipers

Dennis Johnson Coach of the Year Award: Alex Jensen, Canton Charge

Defensive Player of the Year: Stefhon Hannah, Santa Cruz Warriors

Rookie of the Year: Tony Mitchell, Fort Wayne Mad Ants

Jason Collier Sportsmanship Award: Ron Howard, Fort Wayne Mad Ants

Impact Player of the Year: Rasual Butler, Tulsa 66ers

Most Improved Player Award: Cameron Jones, Santa Cruz Warriors

Regular Season Division Champions: Rio Grande Valley Vipers, Canton Charge, Bakersfield Jam

Postseason Champion: Rio Grande Valley Vipers

2012-13 ALL-NBA DEVELOPMENT LEAGUE FIRST TEAM

Position	Player	Team
Guard	Andrew Goudelock	Rio Grande Valley Vipers
Guard	Jerel McNeal	Bakersfield Jam
Forward	Tony Mitchell	Fort Wayne Mad Ants
Forward	Demetris Nichols	Sioux Falls Skyforce
Center	Brian Butch	Bakersfield Jam

2012-13 ALL-NBA DEVELOPMENT LEAGUE SECOND TEAM

Position	Player	Team
Guard	Cory Joseph	Austin Toros
Guard	Travis Leslie	Santa Cruz Warriors
Forward	Damion James	Bakersfield Jam
Forward	Kris Joseph	Springfield Armor
Center	Tim Ohlbrecht	Rio Grande Valley Vipers

2012-13 ALL-NBA DEVELOPMENT LEAGUE THIRD TEAM

Position	Player	Team
Guard	D.J. Kennedy	Rio Grande Valley Vipers
Guard	Justin Holiday	Idaho Stampede
Forward	DaJuan Summers	Maine Red Claws
Forward	Chris Wright	Maine Red Claws
Center	Jerome Jordan	Los Angeles D-Fenders



OPPONENTS





ATLANTA HAWKS

Centennial Tower, 101 Marietta Street, Suite 1900, Atlanta, GA 30303 • (404) 878-3800

2013-14 VS. HEAT

11/19/13 @ MIA - 7:30 1/20/14 @ ATL - 5:30
12/23/13 @ MIA - 7:30 4/12/14 @ ATL - 7:30

DIRECTORY

Managing Partner and NBA Governor..... Bruce Levenson
Managing Partner, Alternate NBA Governor..... Michael Gearon
Partner, Alternate NBA Governor..... Ed Peskowitz
Partners..... Todd Foreman, Rutherford Seydel
President, Atlanta Hawks and Philips Arena..... Bob Williams
President of Basketball Operations/General Manager..... Danny Ferry
Assistant General Managers..... Wes Wilcox, Scott Wilkinson
Head Coach..... Mike Budenholzer
Assistant Coaches..... Kenny Atkinson, Darvin Ham, Taylor Jenkins, Quinn Snyder, Jim Thomas
Assistant Coach/Player Performance..... Pete Radulovic
Head Athletic Trainer..... Wally Blasé
Strength & Conditioning Coach..... Jeff Watkinson
Scout..... Lojze Milosavljevic
V.P., Public Relations..... Garin Narain
Director of Media Relations..... Jon Steinberg
Senior Manager of Media Relations..... Jason Roose
Home Court..... Philips Arena (18,118)
Radio..... WZGC (92.9 FM), Steve Holman
Cable TV..... SportSouth, Bob Rathbun, Dominique Wilkins, Andre Aldridge

BACKGROUND

Founded..... 1949-50 Tri-Cities Blackhawks, 1951-52 Milwaukee Hawks,
1955-56 St. Louis Hawks, 1968-69 Atlanta Hawks
Division..... Southeast
2012-13 Record..... 44-38 (.537) (2nd in the Southeast Division)
All-Time NBA Record..... 2,504-2,556 (.495)
2012-13 Playoff Record..... 2-4 (Lost to Indiana, 4-2, First Round)
All-Time Playoff Record..... 138-185 (.427)
NBA Titles..... One (1957-58)
Conference Titles..... Four (last: 1960-61)
Division Titles..... 10 (last: 1993-94)

BY THE NUMBERS

HEAT's largest win:..... 34, 107-73 @ ATL, 1/1/03
HEAT's most points:..... 125, 125-92 @ MIA, 2/20/04
HEAT's fewest points:..... 73 (twice), 87-73 (L) @ MIA, 12/12/08

Hawks' largest win:..... 33, 111-78 @ ATL, 3/11/89
Hawks' most points:..... 130, 130-109 @ ATL, 4/21/90
Hawks' fewest points:..... 73, 107-73 (L) @ ATL, 1/1/03

STREAKS

HEAT's Last Win
Overall:..... 98-81 @ MIA, 3/12/13
Home:..... 98-81, 3/12/13
Away:..... 103-90, 2/20/13
HEAT's Last Loss
Overall:..... 100-92 @ MIA, 1/2/12
Home:..... 100-92, 1/2/12
Away:..... 105-90, 11/18/09
Longest Winning Streaks
Overall:..... 10 (12/16/03-3/4/06)
Home:..... 11 (3/29/02-3/26/07)
Away:..... 7 (2/10/10-present)
Longest Losing Streaks
Overall:..... 10 (3/11/89-11/9/91)
Home:..... 4 (11/24/89-3/8/91)
Away:..... 12 (3/11/89-1/16/95)

ALL-TIME SCORERS

Glenn Rice (MIA) - 45 @ MIA, 2/3/93
Joe Johnson (ATL) - 39 @ ATL, 3/8/08

HEAT VS. HAWKS (55-40, HOME: 35-13, AWAY: 20-27)

VS.....	02/19/89	124-115	(WIN)
@.....	03/11/89	111-78	(LOSS)
1988-89 Overall: 1-1 Home: 1-0 Away: 0-1			
VS.....	11/24/89	103-87	(LOSS)
VS.....	12/21/89	117-115	(LOSS)
@.....	02/26/90	123-114	(LOSS)
@.....	04/21/90	130-109	(LOSS)
1989-90 Overall: 0-4 Home: 0-2 Away: 0-2			
VS.....	12/12/90	118-93	(LOSS)
@.....	01/22/91	118-107	(LOSS)
VS.....	03/08/91	102-96	(LOSS)
@.....	03/23/91	108-93	(LOSS)
1990-91 Overall: 0-4 Home: 0-2 Away: 0-2			
@.....	11/09/91	97-93	(LOSS)
VS.....	12/14/91	121-101	(WIN)
VS.....	02/12/92	121-119	(WIN)
@.....	03/14/92	115-102	(LOSS)
1991-92 Overall: 2-2 Home: 2-0 Away: 0-2			
@.....	11/28/92	112-100	(LOSS)
VS.....	12/18/92	108-100	(LOSS)
VS.....	02/03/93	116-96	(WIN)
@.....	03/27/93	118-106	(LOSS)
1992-93 Overall: 1-3 Home: 1-1 Away: 0-2			
VS.....	11/19/93	95-92	(LOSS)
@.....	02/10/94	114-98	(LOSS)
@.....	03/26/94	100-90	(LOSS)
VS.....	04/21/94	94-89	(WIN)
1993-94 Overall: 1-3 Home: 1-1 Away: 0-2			
VS.....	12/17/94	96-85	(WIN)
@.....	01/16/95	99-95	(LOSS)
VS.....	01/30/95	95-92	(LOSS)
@.....	03/22/95	98-84	(WIN)
1994-95 Overall: 2-2 Home: 1-1 Away: 1-1			
@.....	11/17/95	91-88	(WIN)
@.....	01/20/96	98-78	(LOSS)
VS.....	02/07/96	101-89	(WIN)
VS.....	04/21/96	104-92	(LOSS)
1995-96 Overall: 2-2 Home: 1-1 Away: 1-1			
VS.....	11/01/96	94-81	(WIN)
@.....	11/15/96	85-77	(LOSS)
VS.....	01/21/97	94-91	(WIN)
1996-97 Overall: 2-1 Home: 2-0 Away: 0-1			

@.....	12/09/97	97-81	(WIN)
VS.....	12/20/97	99-92	(WIN)
VS.....	02/02/98	90-83	(WIN)
@.....	04/19/98	101-89	(LOSS)
1997-98 Overall: 3-1 Home: 2-0 Away: 1-1			
VS.....	03/10/99	88-78	(WIN)
@.....	03/17/99	86-85	(WIN)
VS.....	05/04/99	93-79	(WIN)
1998-99 Overall: 3-0 Home: 2-0 Away: 1-0			
@.....	11/23/99	113-106	(LOSS)
VS.....	11/24/99	93-91	(WIN)
VS.....	01/21/00	101-79	(WIN)
@.....	03/21/00	82-77	(LOSS)
1999-00 Overall: 2-2 Home: 2-0 Away: 0-2			
@.....	12/05/00	100-92	(WIN)
VS.....	12/08/00	80-76	(WIN)
@.....	02/02/01	91-80	(WIN)
2000-01 Overall: 3-0 Home: 1-0 Away: 2-0			
@.....	11/03/01	90-83	(LOSS)
@.....	12/27/01	100-96	(LOSS)
VS.....	02/05/02	76-73	(LOSS)
VS.....	03/29/02	92-80	(WIN)
2001-02 Overall: 1-3 Home: 1-0 Away: 0-2			
@.....	11/29/02	100-94	(LOSS)
VS.....	12/30/02	93-84	(WIN)
@.....	01/01/03	107-73	(WIN)
VS.....	02/03/03	99-79	(WIN)
2002-03 Overall: 3-1 Home: 2-0 Away: 1-1			
@.....	11/28/03	95-83	(LOSS)
VS.....	12/16/03	97-79	(WIN)
VS.....	02/20/04	125-92	(WIN)
@.....	03/31/04	100-97	(WIN)
2003-04 Overall: 3-1 Home: 2-0 Away: 1-1			
@.....	11/24/04	99-93	(WIN)
VS.....	12/27/04	116-102	(WIN)
VS.....	01/19/05	111-92	(WIN)
@.....	01/28/05	106-96	(WIN)
2004-05 Overall: 4-0 Home: 2-0 Away: 2-0			

@.....	11/30/05	96-74	(WIN)
VS.....	12/20/05	111-92	(WIN)
VS.....	03/04/06	95-93	(WIN)
@.....	04/18/06	103-100	(LOSS)
2005-06 Overall: 3-1 Home: 2-0 Away: 1-1			
@.....	11/18/06	93-88	(WIN)
VS.....	03/05/07	88-81	(WIN)
@.....	03/21/07	91-83	(WIN)
VS.....	03/26/07	106-89	(WIN)
2006-07 Overall: 4-0 Home: 2-0 Away: 2-0			
VS.....	11/21/07	82-79	(LOSS)
@.....	12/19/07	114-111	(LOSS)
@.....	03/08/08	97-94	(LOSS)
VS.....	04/16/08	113-99	(WIN)
2007-08 Overall: 1-3 Home: 1-1 Away: 0-2			
VS.....	12/12/08	87-73	(LOSS)
VS.....	01/26/09	95-79	(WIN)
@.....	02/27/09	91-83	(LOSS)
@.....	04/14/09	81-79	(LOSS)
2008-09 Overall: 1-3 Home: 1-1 Away: 0-2			
@.....	11/18/09	105-90	(LOSS)
VS.....	01/04/10	92-75	(WIN)
@.....	02/10/10	94-76	(WIN)
VS.....	03/06/10	100-94	(WIN)
2009-10 Overall: 3-1 Home: 2-0 Away: 1-1			
VS.....	12/04/10	89-77	(WIN)
VS.....	01/18/11	93-89	(LOSS)
@.....	03/18/11	106-85	(WIN)
@.....	04/11/11	98-90	(WIN)
2010-11 Overall: 3-1 Home: 1-1 Away: 2-0			
VS.....	01/02/12	100-92	(LOSS)
@.....	01/05/12	116-109	(WIN)
@.....	02/12/12	107-87	(WIN)
VS.....	03/07/12	89-86	(WIN)
2011-12 Overall: 3-1 Home: 1-1 Away: 2-0			
@.....	11/09/12	95-89	(WIN)
VS.....	12/10/12	101-92	(WIN)
@.....	02/20/13	103-90	(WIN)
VS.....	03/12/13	98-81	(WIN)
2012-13 Overall: 4-0 Home: 2-0 Away: 2-0			

*Overtime ***Triple Overtime

BOSTON CELTICS

226 Causeway Street, 4th Floor, Boston, MA 02114 • (617) 854-8000



2013-14 VS. HEAT

11/9/13 @ MIA - 7:30 3/19/14 @ BOS - 7:30
1/21/14 @ MIA - 7:30

DIRECTORY

Managing Partner, Governor & CEO Wyc Grousbeck
President Rich Gotham
President of Basketball Operations Danny Ainge
Head Coach Brad Stevens
Assistant Coaches: Ron Adams, Jamie Young, Jay Larranaga, Walter McCarty, Micah Shrewsberry
Athletic Trainer Ed Lacerte
Strength & Conditioning Coach Bryan Doo
Team Travel/Equipment Manager John Connor
V.P. Media Services/Alumni Relations Jeff Twiss
Sr. Director of Public Relations Heather Walker
Media Relations Manager Brian Olive
Home Court TD Garden (18,624)
Radio 98.5 The Sports Hub (98.5 FM), Sean Grande, Cedric Maxwell
Cable TV Comcast SportsNet, Mike Gorman, Tom Heinsohn

BACKGROUND

Founded 1946-47
Division Atlantic
2012-13 Record 41-40 (.506) (3rd in the Atlantic Division)
All-Time NBA Record 3,108-2,124 (.594)
2012-13 Playoff Record 2-4 (Lost to New York, 4-2, First Round)
All-Time Playoff Record 344-253 (.576)
NBA Titles 17 (last: 2007-08)
Conference Titles 21 (last: 2009-10)
Division Titles 30 (last: 2011-12)

BY THE NUMBERS

HEAT's largest win: 31, 111-80 @ MIA, 12/11/93
HEAT's most points: 121 (twice), 121-95 @ BOS, 3/31/98
HEAT's fewest points: 62 (twice), 88-62 (L) @ BOS, 3/30/08

Celtics' largest win: 30, 117-87 @ MIA, 1/29/08
Celtics' most points: 139, 139-118 @ BOS, 4/12/90
Celtics' fewest points: 66, 89-66 (L) @ BOS, 1/4/02

STREAKS

HEAT's Last Win
Overall: 109-100 @ MIA, 4/12/13
Home: 109-100, 4/12/13
Away: 105-103, 3/18/13

HEAT's Last Loss
Overall: 100-98 (2 OT) @ BOS, 1/27/13
Home: 115-107, 4/10/12
Away: 100-98 (2 OT), 1/27/13

Longest Winning Streaks
Overall: 9 (3/24/96-3/31/98)
Home: 5 (4/7/04-3/16/06)
Away: 5 (3/24/96-3/25/98)

Longest Losing Streaks
Overall: 10 (11/15/88-3/6/91)
Home: 5 (11/15/88-12/15/90)
Away: 10 (1/29/89-3/24/93)

ALL-TIME SCORERS

Alonzo Mourning (MIA) - 45 @ MIA, 2/3/96
Jeff Green (BOS) - 43 @ BOS, 3/18/13

HEAT VS. CELTICS (40-59, HOME: 24-27, AWAY: 16-32)

VS. 11/15/88	84-65	(LOSS)
@ 01/29/89	121-103	(LOSS)
1988-89 Overall: 0-2 Home: 0-1 Away: 0-1		
VS. 01/13/90	105-96	(LOSS)
@ 01/24/90	116-95	(LOSS)
VS. 03/02/90	122-110	(LOSS)
@ 04/07/90	115-105	(LOSS)
@ 04/12/90	139-118	(LOSS)
1989-90 Overall: 0-5 Home: 0-3 Away: 0-2		
@ 11/26/90	118-101	(LOSS)
VS. 12/15/90	114-100	(LOSS)
@ 03/06/91	126-117	(LOSS)
VS. 03/28/91	90-85	(WIN)
@ 04/12/91	119-109	(LOSS)
1990-91 Overall: 1-4 Home: 1-1 Away: 0-3		
VS. 11/05/91	93-89	(LOSS)
@ 12/04/91	124-97	(LOSS)
VS. 12/21/91	112-101	(WIN)
VS. 03/10/92	108-101	(WIN)
@ 04/19/92	109-93	(LOSS)
1991-92 Overall: 2-3 Home: 2-1 Away: 0-2		
VS. 11/10/92	110-106	(WIN)
@ 12/04/92	114-104	(LOSS)
@ 03/24/93	115-109	(LOSS)
VS. 04/17/93	103-100	(LOSS)
1992-93 Overall: 1-3 Home: 1-1 Away: 0-2		
@ 11/26/93	101-93	(WIN)
VS. 12/11/93	111-80	(WIN)
@ 01/26/94	103-98	(LOSS)
VS. 03/07/94	112-104	(LOSS)
@ 03/13/94	106-87	(WIN)
1993-94 Overall: 3-2 Home: 1-1 Away: 2-1		
VS. 11/18/94	115-111	(LOSS)
@ 01/04/95	117-113	(LOSS)
VS. 01/18/95	121-93	(WIN)
VS. 03/28/95	126-115	(LOSS)
@ 03/31/95	100-99	(WIN)
1994-95 Overall: 1-4 Home: 1-2 Away: 0-2		
@ 11/20/95	121-120	(LOSS)
VS. 12/06/95	105-101	(LOSS)
VS. 02/03/96	100-99	(WIN)
@ 03/24/96	111-95	(WIN)
1995-96 Overall: 1-3 Home: 0-2 Away: 1-1		

VS. 11/30/96	78-77	(WIN)
@ 01/16/97	102-94	(WIN)
VS. 01/29/97	103-83	(WIN)
@ 02/05/97	118-117	(WIN)
1996-97 Overall: 4-0 Home: 2-0 Away: 2-0		
@ 11/05/97	90-74	(WIN)
VS. 12/05/97	117-97	(WIN)
@ 03/25/98	105-91	(WIN)
VS. 03/31/98	121-95	(WIN)
1997-98 Overall: 4-0 Home: 2-0 Away: 2-0		
VS. 02/09/99	108-101	(LOSS)
@ 04/16/99	82-81	(LOSS)
VS. 04/29/99	107-96	(LOSS)
1998-99 Overall: 0-3 Home: 0-2 Away: 0-1		
VS. 11/20/99	110-92	(WIN)
@ 12/03/99	96-84	(LOSS)
VS. 01/25/00	115-89	(WIN)
@ 02/02/00	105-103	(WIN)
1999-00 Overall: 3-1 Home: 2-0 Away: 1-1		
VS. 01/06/01	112-86	(WIN)
@ 01/10/01	88-76	(LOSS)
VS. 04/03/01	82-77	(LOSS)
@ 04/11/01	102-97	(WIN)
2000-01 Overall: 2-2 Home: 1-1 Away: 1-1		
VS. 11/27/01	84-83	(LOSS)
@ 01/04/02	89-66	(WIN)
VS. 03/25/02	87-82	(LOSS)
@ 04/10/02	70-65	(LOSS)
2001-02 Overall: 1-3 Home: 0-2 Away: 1-1		
@ 12/18/02	91-81	(WIN)
VS. 12/27/02	90-70	(WIN)
@ 04/02/03	90-62	(LOSS)
VS. 04/13/03	94-86	(LOSS)
2002-03 Overall: 2-2 Home: 1-1 Away: 1-1		
@ 10/29/03	98-75	(LOSS)
VS. 01/20/04	86-84	(LOSS)
VS. 04/07/04	104-101	(WIN)
@ 04/12/04	84-77	(WIN)
2003-04 Overall: 2-2 Home: 1-1 Away: 1-1		
VS. 11/28/04	106-104	(WIN)
VS. 12/21/04	108-100	(LOSS)
@ 04/15/05	101-99	(LOSS)
2004-05 Overall: 2-1 Home: 2-0 Away: 0-1		

VS. 02/06/06	114-98	(WIN)
@ 03/01/06	103-96	(WIN)
VS. 03/16/06	107-104	(WIN)
@ 04/19/06	85-78	(LOSS)
2005-06 Overall: 3-1 Home: 2-0 Away: 1-1		
@ 02/07/07	91-79	(WIN)
@ 04/06/07	88-85	(WIN)
VS. 04/16/07	91-89	(LOSS)
2006-07 Overall: 2-1 Home: 0-1 Away: 2-0		
@ 11/16/07	92-91	(LOSS)
VS. 11/30/07	95-85	(LOSS)
VS. 01/29/08	117-87	(LOSS)
@ 03/30/08	88-62	(LOSS)
2007-08 Overall: 0-4 Home: 0-2 Away: 0-2		
VS. 01/21/09	96-83	(LOSS)
VS. 03/11/09	107-99	(WIN)
@ 03/18/09	112-108	(LOSS)
@ 04/10/09	105-98	(LOSS)
2008-09 Overall: 1-3 Home: 1-1 Away: 0-2		
VS. 11/29/09	92-85	(LOSS)
VS. 01/06/10	112-106	(LOSS)
@ 02/03/10	107-102	(LOSS)
2009-10 Overall: 0-3 Home: 0-2 Away: 0-1		
@ 10/26/10	88-80	(LOSS)
VS. 11/11/10	112-107	(LOSS)
@ 02/13/11	85-82	(LOSS)
VS. 04/10/11	100-77	(WIN)
2010-11 Overall: 1-3 Home: 1-1 Away: 0-2		
VS. 12/27/11	115-107	(WIN)
@ 04/01/12	91-72	(LOSS)
@ 04/10/12	115-107	(LOSS)
@ 04/24/12	78-66	(LOSS)
2011-12 Overall: 1-3 Home: 1-1 Away: 0-2		
VS. 10/30/12	120-107	(WIN)
@ 01/27/13	100-98	(LOSS)
@ 03/18/13	105-103	(WIN)
VS. 04/12/13	109-101	(WIN)
2012-13 Overall: 3-1 Home: 2-0 Away: 1-1		

*Overtime **Double Overtime



BROOKLYN NETS

15 MetroTech Center, 11th Floor, Brooklyn, NY • (718) 933-3000

2013-14 VS. HEAT

11/1/13 @ BKN - 8:00 3/12/14 @ MIA - 7:00
1/10/14 @ BKN - 8:00 4/8/14 @ MIA - 8:00

DIRECTORY

Principal Owner Mikhail Prokhorov
CEO, Brooklyn Nets, CEO of Barclays Center Brett Yorkmark
General Manager Billy King
Head Coach Jason Kidd
Assistant Coaches Lawrence Frank, John Welch, Roy Rogers, Eric Hughes, Charles Klask, Joe Prunty
Strength & Conditioning Coach Dr. Jeremy Bette
Athletic Trainer Tim Walsh
V.P., Public Relations Gary Sussman
Senior Director, Public Relations Aaron Harris
Manager, Public Relations Eli Pearlstein
Home Court Barclays Center (17,732)
Radio WFAN (660 AM), Chris Carrino, Tim Capstraw
Spanish Radio WADO (1280 AM), Max Perez Jimenez, Ivo Gomez
Cable TV YES Network, Ian Eagle, Mike Fratello, Ryan Ruocco, Jim Spanarkel, Sarah Kustok

BACKGROUND

Founded 1967-68 New Jersey Americans, 1968-69 New York Nets
Entered NBA 1976-77, 1977-78 New Jersey Nets, 2012-13 Brooklyn Nets
Division Atlantic
2012-13 Record 49-33 (.598) (2nd in the Atlantic Division)
All-Time NBA Record 1,257-1,729 (.421)
2012-13 Playoff Record 3-4 (Lost to Chicago, 4-3, First Round)
All-Time NBA Playoff Record 55-69 (.444)
NBA Titles None
Conference Titles Two (last: 2002-03)
Division Titles Four (last: 2005-06)
All-Time ABA Record 374-330 (.531)
All-Time ABA Playoff Record 37-33 (.529)
ABA Titles Two (last: 1975-76)
ABA Division Titles Three (last: 1975-76)

BY THE NUMBERS

HEAT's largest win: 30 (twice), 103-73 @ MIA, 11/7/12
HEAT's most points: 134, 134-119 @ NJ, 2/6/91
HEAT's fewest points: 74, 86-74 (L) @ MIA, 4/18/97

Nets' largest win: 24, 101-77 @ NJ, 12/1/89
Nets' most points: 127, 127-105 @ MIA, 1/26/91
Nets' fewest points: 64, 85-64 (L) @ MIA, 1/23/04

STREAKS

HEAT's Last Win
Overall: 105-85 @ BKN, 1/30/13
Home: 102-89, 12/1/12
Away: 105-85, 1/30/13
HEAT's Last Loss
Overall: 96-88 @ NJ, 3/20/09
Home: 94-85, 2/1/08
Away: 96-88, 3/20/09
Longest Winning Streaks
Overall: 13 (11/14/09-present)
Home: 8 (11/10/08-present)
Away: 7 (2/17/10-present)
Longest Losing Streaks
Overall: 5 (3/15/02-4/4/03)
Home: 3 (12/29/06-2/1/08)
Away: 6 (1/8/02-2/28/04)

ALL-TIME SCORERS

Dwyane Wade (MIA) - 43 @ NJ, 12/20/08
Alonzo Mourning (MIA) - 43 @ MIA, 2/23/00
Vince Carter (NJ) - 51 @ MIA, 12/23/05

HEAT VS. NETS (59-41, HOME: 34-16, AWAY: 25-25)

@	02/20/89	117-109	(LOSS)
VS	03/27/89	100-79	(WIN)
1988-89 Overall: 1-1 Home: 1-0 Away: 0-1			
VS	11/03/89	110-90	(LOSS)
@	11/07/89	83-77	(WIN)
VS	12/01/89	101-77	(LOSS)
VS	12/19/89	100-98	(LOSS)
@	04/08/90	102-101	(LOSS)
1989-90 Overall: 1-4 Home: 0-2 Away: 1-2			
@	11/08/90	114-103	(LOSS)
VS	11/28/90	97-79	(WIN)
VS	01/26/91	127-105	(LOSS)
@	02/06/91	134-119	(WIN)
VS	03/10/91	101-88	(WIN)
@	04/20/91	118-103	(LOSS)
1990-91 Overall: 3-3 Home: 2-1 Away: 1-2			
@	11/07/91	111-89	(WIN)
@	01/24/92	123-117	(LOSS)
VS	03/22/92	107-100	(WIN)
VS	04/14/92	105-100	(LOSS)
1991-92 Overall: 2-2 Home: 1-1 Away: 1-1			
VS	11/07/92	106-94	(WIN)
VS	12/06/92	111-104	(LOSS)
@	02/14/93	117-111	(LOSS)
VS	03/26/93	110-100	(WIN)
@	04/01/93	95-82	(LOSS)
1992-93 Overall: 2-3 Home: 2-1 Away: 0-2			
@	**12/13/93	110-105	(LOSS)
@	01/14/94	100-83	(WIN)
@	02/22/94	123-97	(WIN)
@	03/30/94	111-101	(LOSS)
VS	04/17/94	110-103	(LOSS)
1993-94 Overall: 2-3 Home: 1-1 Away: 1-2			
VS	12/02/94	115-97	(WIN)
@	12/18/94	103-102	(LOSS)
VS	03/25/95	96-95	(LOSS)
@	04/08/95	103-93	(LOSS)
1994-95 Overall: 1-3 Home: 1-1 Away: 0-2			
VS	11/10/95	106-80	(WIN)
VS	**12/20/95	112-104	(WIN)
VS	12/26/95	96-93	(WIN)
@	02/27/96	93-90	(WIN)
VS	04/15/96	110-90	(WIN)
1995-96 Overall: 5-0 Home: 3-0 Away: 2-0			

VS	01/02/97	101-91	(WIN)
@	02/20/97	92-87	(WIN)
@	04/08/97	94-92	(WIN)
VS	04/18/97	86-74	(LOSS)
1996-97 Overall: 3-1 Home: 1-1 Away: 2-0			
@	11/07/97	99-87	(LOSS)
VS	12/08/97	105-97	(WIN)
@	02/28/98	95-93	(WIN)
VS	03/01/98	85-84	(WIN)
1997-98 Overall: 3-1 Home: 2-0 Away: 1-1			
VS	02/15/99	95-72	(WIN)
VS	03/14/99	102-76	(WIN)
@	04/03/99	88-77	(LOSS)
@	04/27/99	95-76	(WIN)
1998-99 Overall: 3-1 Home: 2-0 Away: 1-1			
VS	01/08/00	90-89	(LOSS)
@	02/18/00	91-84	(LOSS)
VS	02/23/00	99-85	(WIN)
@	04/07/00	103-89	(WIN)
1999-00 Overall: 2-2 Home: 1-1 Away: 1-1			
@	11/15/00	93-91	(LOSS)
@	12/23/00	86-80	(WIN)
VS	01/04/01	81-78	(WIN)
VS	02/24/01	75-70	(WIN)
2000-01 Overall: 3-1 Home: 2-0 Away: 1-1			
VS	12/14/01	95-86	(LOSS)
@	01/08/02	104-95	(LOSS)
VS	01/26/02	90-77	(WIN)
@	03/15/02	97-78	(LOSS)
2001-02 Overall: 1-3 Home: 1-1 Away: 0-2			
VS	11/15/02	93-84	(LOSS)
VS	01/03/03	100-80	(LOSS)
@	02/18/03	84-79	(LOSS)
@	04/04/03	99-83	(LOSS)
2002-03 Overall: 0-4 Home: 0-2 Away: 0-2			
VS	01/23/04	85-64	(WIN)
@	02/04/04	99-88	(LOSS)
@	02/28/04	92-86	(LOSS)
VS	03/14/04	104-95	(WIN)
VS	04/14/04	96-84	(WIN)
2003-04 Overall: 3-2 Home: 3-0 Away: 0-2			

@	11/03/04	100-77	(WIN)
@	03/03/05	106-90	(WIN)
VS	03/12/05	90-65	(WIN)
2004-05 Overall: 3-0 Home: 1-0 Away: 2-0			
VS	11/07/05	90-89	(WIN)
VS	12/23/05	95-88	(LOSS)
@	02/04/06	105-92	(LOSS)
@	04/02/06	90-78	(LOSS)
2005-06 Overall: 1-3 Home: 1-1 Away: 0-2			
VS	11/03/06	91-85	(WIN)
@	11/10/06	113-106	(WIN)
VS	12/29/06	91-81	(LOSS)
@	03/15/07	93-86	(WIN)
2006-07 Overall: 3-1 Home: 1-1 Away: 2-0			
@	11/17/07	91-87	(WIN)
VS	**12/20/07	107-103	(LOSS)
VS	02/01/08	94-85	(LOSS)
2007-08 Overall: 1-2 Home: 0-2 Away: 1-0			
VS	11/10/08	99-94	(WIN)
@	12/20/08	106-103	(WIN)
VS	**01/03/09	101-96	(WIN)
@	03/20/09	96-88	(LOSS)
2008-09 Overall: 3-1 Home: 2-0 Away: 1-1			
VS	11/14/09	81-80	(WIN)
@	02/17/10	87-84	(WIN)
@	03/22/10	99-89	(WIN)
VS	**04/14/10	94-86	(WIN)
2009-10 Overall: 4-0 Home: 2-0 Away: 2-0			
@	10/31/10	101-78	(WIN)
VS	11/06/10	101-89	(WIN)
@	04/03/11	108-94	(WIN)
2010-11 Overall: 3-0 Home: 1-0 Away: 2-0			
@	01/07/12	101-90	(WIN)
VS	03/06/12	108-78	(WIN)
@	04/16/12	101-98	(WIN)
2011-12 Overall: 3-0 Home: 1-0 Away: 2-0			
VS	11/07/12	103-73	(WIN)
VS	12/01/12	102-89	(WIN)
@	**01/03/13	105-85	(WIN)
2012-13 Overall: 3-0 Home: 2-0 Away: 1-0			

*Overtime **Double Overtime

CHARLOTTE BOBCATS

333 E. Trade Street, Charlotte, NC 28202 • (704) 688-8600



2013-14 VS. HEAT

11/16/13 @ CHA - 7:00 1/18/14 @ CHA - 7:30
12/1/13 @ MIA - 6:00 3/3/14 @ MIA - 7:30

DIRECTORY

Chairman Michael Jordan
Vice Chairman Curtis Polk
President & COO Fred Whitfield
President of Basketball Operations Rod Higgins
General Manager Rich Cho
Head Coach Steve Clifford
Assistant Coaches Bob Beyer, Stephen Silas, Bob Weiss, Mark Price
Director, Player Programs Chris Whitney
Head Athletic Trainer Steve Stricker
Strength & Conditioning Coach Matt Fria
Assistant Athletic Trainer Dennis Williams
Equipment Manager Jason Rivera
Manager, Advance Scouting & Video Drew Perry
Director, Scouting Scott Howard
Director, International Scouting Adam Filippi
Director, Pro Scouting Todd Quinter
Scouts Anthony Gacona, Dickey Simpkins, Jim Thrash, Francis Williams
V.P., Communications Mike Cristaldi
Director, Communications Josh Rosen
Coordinator, Communications Jeroma Hubbard
Home Court Time Warner Cable Arena (19,077)
Radio WFNZ (610 AM), Scott Lauer
Cable TV FOX Sports Net Carolinas/SportSouth, Steve Martin, Stephanie Ready

BACKGROUND

Founded 2004-05
Division Southeast
2012-13 Record 21-61 (.256) (4th in the Southeast Division)
All-Time NBA Record 250-472 (.346)
2012-13 Playoff Record None
All-Time Playoff Record 0-4 (.000)
NBA Titles None
Conference Titles None
Division Titles None

HEAT VS. BOBCATS (25-10, HOME: 15-3, AWAY: 10-7)

VS 01/01/05 113-90 (WIN)
@ 02/11/05 97-87 (WIN)
@ 03/26/05 94-92 (LOSS)
VS 04/19/05 99-80 (WIN)

2004-05 Overall: 3-1 Home: 2-0 Away: 1-1

VS 11/12/05 108-99 (WIN)
@ 01/27/06 91-85 (WIN)
@ 03/06/06 106-105 (WIN)
VS 03/24/06 114-93 (WIN)

2005-06 Overall: 4-0 Home: 2-0 Away: 2-0

@ 11/25/06 102-93 (WIN)
VS 02/05/07 113-93 (WIN)
VS 04/08/07 111-103 (LOSS)
@ 04/10/07 92-82 (LOSS)

2006-07 Overall: 2-2 Home: 1-1 Away: 1-1

VS 11/04/07 90-88 (LOSS)
@ 11/13/07 91-76 (LOSS)
VS 11/27/07 110-90 (WIN)
@ 03/22/08 94-82 (LOSS)

2007-08 Overall: 1-3 Home: 1-1 Away: 0-2

@ 11/01/08 100-87 (LOSS)
VS 12/08/08 100-96 (WIN)
VS 02/08/09 96-92 (WIN)
@ 04/03/09 97-92 (WIN)

2008-09 Overall: 3-1 Home: 2-0 Away: 1-1

VS 01/02/10 107-97 (LOSS)
@ 01/20/10 104-65 (LOSS)
@ 03/09/10 83-78 (LOSS)
VS 03/20/10 77-71 (WIN)

2009-10 Overall: 1-3 Home: 1-1 Away: 0-2

VS 11/19/10 95-87 (WIN)
@ 01/03/11 96-82 (WIN)
@ 02/04/11 109-97 (WIN)
VS 04/08/11 112-103 (WIN)

2010-11 Overall: 4-0 Home: 2-0 Away: 2-0

@ 12/28/11 96-95 (WIN)
VS 01/01/12 129-90 (WIN)
VS 04/13/12 105-82 (WIN)

2011-12 Overall: 3-0 Home: 2-0 Away: 1-0

@ 12/26/12 105-92 (WIN)
VS 02/04/13 99-94 (WIN)
VS 03/24/13 109-105 (WIN)
@ 04/05/13 89-79 (WIN)

2012-13 Overall: 4-0 Home: 2-0 Away: 2-0

*Overtime

BY THE NUMBERS

HEAT's largest win: 39, 129-90 @ MIA, 1/1/12
HEAT's most points: 129, 129-90 @ MIA, 1/1/12
HEAT's fewest points: 65, 104-65 (L) @ CHA, 1/20/10

Bobcats' largest win: 39, 104-65 @ CHA, 1/20/10
Bobcats' most points: 111, 111-103 (OT) @ MIA, 4/8/07
Bobcats' fewest points: 71, 77-71 (L) @ MIA, 3/20/10

STREAKS

HEAT's Last Win

Overall: 89-79 @ CHA, 4/5/13
Home: 109-105, 3/24/13
Away: 89-79, 4/5/13

HEAT's Last Loss

Overall: 83-78 @ CHA, 3/9/10
Home: 107-97, 1/2/10
Away: 83-78, 3/9/10

Longest Winning Streaks

Overall: 12 (3/20/10-present)
Home: 7 (3/20/10-present)
Away: 5 (1/3/11-present)

Longest Losing Streaks

Overall: 4 (4/8/07-1/13/07)
Home: 2 (4/8/07-1/14/07)
Away: 4 (4/10/07-1/1/08)

ALL-TIME SCORERS

Dwyane Wade (MIA) - 41 @ MIA, 12/8/08
Stephen Jackson (CHA) - 35 @ MIA, 1/2/10

Management

Players

12/13 Review

Records

Playoffs

History

All-Time Roster

NBA/NBADL

Opponents

Media



CHICAGO BULLS

1901 W. Madison St., Chicago, IL 60612-2459 • (312) 455-4000

2013-14 VS. HEAT

10/29/13 @ MIA - 8:00 2/23/14 @ MIA - 3:30
12/5/13 @ CHI - 9:30 3/9/14 @ CHI - 1:00

DIRECTORY

Chairman Jerry Reinsdorf
President/COO Michael Reinsdorf
Executive V.P., Basketball Operations John Paxson
General Manager Gar Forman
Asst. General Managers Randy Brown, Brian Hagen
Head Coach Tom Thibodeau
Assistant Coaches Andy Greer, Adrian Griffin, Ed Pinckney, Mike Wilhelm
Director of Sports Performance Jennifer Swanson
Head Athletic Trainer Fred Tedeschi
Sr. Director, Public & Media Relations Nick Papendieck
Director, Public & Media Relations Tim Hallam
Sr. Manager, Public & Media Relations Sebrina Beyer
Manager, Public & Media Relations Matt Yob
Home Court Shaun Hickombottom
Radio WMVP (AM 1000), Chuck Swirsky, Bill Wennington, Steve Kaskul
Spanish Radio WRTU (1200 AM), Omar Ramos, Matt Moreno
Television WGN (Channel 9), WCUI-TV (Channel 26), Neil Funk, Stacey King
Cable TV Comcast Sports Net Chicago, Neil Funk, Stacey King

BACKGROUND

Founded 1966-67
Division Central
2012-13 Record 45-37 (.549) (2nd in Central Division)
All-Time NBA Record 1,975-1,830 (.519)
2012-13 Playoff Record 5-7 (Defeated Brooklyn, 4-3, First Round)
(Lost to Miami, 4-1, Eastern Conference Semifinals)
All-Time Playoff Record 177-144 (.551)
NBA Titles Six (last: 1997-98)
Conference Titles Six (last: 1997-98)
Division Titles Nine (last: 2011-12)

HEAT VS. BULLS (41-51, HOME: 26-20, AWAY: 15-31)

@ 12/10/88 111-88 (LOSS)
VS. 01/19/89 112-108 (LOSS)
1988-89 Overall: 0-2 Home: 0-1 Away: 0-1

VS. 12/02/89 114-107 (LOSS)
VS. 02/13/90 107-95 (LOSS)
VS. 02/16/90 119-105 (LOSS)
@ 04/01/90 111-103 (LOSS)
1989-90 Overall: 0-4 Home: 0-2 Away: 0-2

@ 12/18/90 112-103 (LOSS)
VS. 01/21/91 117-106 (LOSS)
@ 01/25/91 108-87 (LOSS)
VS. 04/17/91 111-101 (LOSS)
1990-91 Overall: 0-4 Home: 0-2 Away: 0-2

VS. 01/08/92 108-106 (LOSS)
@ 01/11/92 108-99 (LOSS)
@ 03/07/92 123-81 (LOSS)
VS. 03/16/92 116-100 (LOSS)
1991-92 Overall: 0-4 Home: 0-2 Away: 0-2

@ 12/21/92 86-82 (LOSS)
VS. 12/30/92 105-100 (LOSS)
VS. 03/11/93 97-99 (WIN)
@ 04/14/93 119-92 (LOSS)
1992-93 Overall: 1-3 Home: 1-1 Away: 0-2

@ 11/06/93 95-71 (WIN)
VS. 12/03/93 104-99 (LOSS)
@ 02/16/94 109-101 (WIN)
VS. 04/13/94 96-90 (LOSS)
1993-94 Overall: 2-2 Home: 0-2 Away: 2-0

@ 12/30/94 133-88 (LOSS)
VS. 02/24/95 91-83 (WIN)
@ 03/01/95 111-85 (LOSS)
VS. 04/17/95 98-93 (LOSS)
1994-95 Overall: 1-3 Home: 1-1 Away: 0-2

@ 01/26/96 102-80 (LOSS)
VS. 02/23/96 113-104 (WIN)
VS. 04/02/96 110-92 (LOSS)
VS. 04/04/96 100-92 (LOSS)
1995-96 Overall: 1-3 Home: 1-1 Away: 0-2

VS. 11/06/96 106-100 (LOSS)
@ 11/13/96 103-71 (LOSS)
@ 12/07/96 83-80 (WIN)
VS. 04/16/97 102-92 (WIN)
1996-97 Overall: 2-2 Home: 1-1 Away: 1-1

VS. 12/25/97 90-80 (LOSS)
VS. 01/07/98 99-72 (WIN)
@ 03/10/98 106-91 (LOSS)
1997-98 Overall: 1-2 Home: 1-0 Away: 0-2

@ 04/10/99 82-49 (WIN)
VS. 04/13/99 90-74 (WIN)
VS. 05/01/99 101-86 (LOSS)
1998-99 Overall: 2-1 Home: 1-1 Away: 1-0

@ 11/05/99 105-87 (WIN)
VS. *01/18/00 92-85 (LOSS)
@ 02/17/00 83-76 (LOSS)
VS. 03/30/00 105-80 (WIN)
1999-00 Overall: 2-2 Home: 1-1 Away: 1-1

VS. 01/14/01 90-81 (WIN)
@ 02/17/01 89-82 (LOSS)
VS. 03/21/01 109-81 (WIN)
@ 03/31/01 97-90 (WIN)
2000-01 Overall: 3-1 Home: 2-0 Away: 1-1

@ 11/29/01 78-72 (LOSS)
VS. 01/22/02 92-79 (WIN)
VS. 02/18/02 102-80 (WIN)
@ 03/06/02 92-87 (WIN)
2001-02 Overall: 3-1 Home: 2-0 Away: 1-1

VS. *01/18/03 102-101 (WIN)
VS. 02/22/03 100-90 (WIN)
@ 03/26/03 82-74 (LOSS)
2002-03 Overall: 2-1 Home: 2-0 Away: 0-1

@ 12/29/03 90-83 (WIN)
VS. 01/07/04 102-95 (WIN)
VS. 03/29/04 105-96 (WIN)
@ 04/03/04 97-83 (WIN)
2003-04 Overall: 4-0 Home: 2-0 Away: 2-0

@ 12/03/04 105-81 (WIN)
VS. 02/05/05 108-97 (WIN)
@ *02/22/05 105-101 (LOSS)
VS. 04/05/05 104-86 (WIN)
2004-05 Overall: 3-1 Home: 2-0 Away: 1-1

BY THE NUMBERS

HEAT's largest win: 33 (twice), 103-70 @ MIA, 3/7/07
HEAT's most points: 130, 130-127 (2 OT) @ MIA, 3/9/09
HEAT's fewest points: 66, 108-66 (L) @ MIA, 10/31/06

Bulls' largest win: 45, 133-88 @ CHI, 12/30/94
Bulls' most points: 133, 133-88 @ CHI, 12/30/94
Bulls' fewest points: 49, 82-49 (L) @ CHI, 4/10/99

STREAKS

HEAT's Last Win
Overall: 105-93 @ MIA, 4/14/13
Home: 105-93, 4/14/13
Away: 86-67, 2/21/13

HEAT's Last Loss
Overall: 101-97 @ CHI, 3/27/13
Home: 96-89, 1/4/13
Away: 101-97, 3/27/13

Longest Winning Streaks
Overall: 6 (12/29/03-2/5/05)
Home: 11 (3/30/00-4/5/05)
Away: 3 (12/29/03-12/3/04)

Longest Losing Streaks
Overall: 16 (12/10/88-12/30/92)
Home: 8 (1/19/89-12/30/92)
Away: 9 (12/10/88-4/14/93)

ALL-TIME SCORERS

Dwyane Wade (MIA) - 48 @ MIA, 3/9/09 (2 OT)
Michael Jordan (CHI) - 50 @ MIA, 11/6/97

@ 12/13/05 100-97 (WIN)
@ 03/18/06 85-84 (WIN)
VS. 04/16/06 117-93 (LOSS)
2005-06 Overall: 2-1 Home: 0-1 Away: 2-0

VS. 10/31/06 108-66 (LOSS)
@ 12/27/06 109-103 (LOSS)
@ 01/27/07 100-97 (LOSS)
VS. 03/07/07 103-70 (WIN)
2006-07 Overall: 1-3 Home: 1-1 Away: 0-2

VS. 01/16/08 126-96 (LOSS)
@ 02/14/08 99-92 (LOSS)
VS. 04/08/08 95-88 (WIN)
2007-08 Overall: 1-2 Home: 1-1 Away: 0-1

VS. 12/26/08 90-77 (WIN)
@ 02/12/09 95-93 (WIN)
VS. *03/09/09 130-127 (WIN)
@ 03/26/09 106-87 (LOSS)
2008-09 Overall: 3-1 Home: 2-0 Away: 1-1

VS. 11/01/09 95-87 (WIN)
@ 02/06/09 95-91 (LOSS)
VS. 03/12/10 108-95 (WIN)
@ 03/25/10 103-74 (WIN)
2009-10 Overall: 3-1 Home: 2-0 Away: 1-1

@ 01/15/11 99-96 (LOSS)
@ 02/24/11 93-89 (LOSS)
VS. 03/06/11 87-86 (LOSS)
2010-11 Overall: 0-3 Home: 0-1 Away: 0-2

VS. 01/29/12 97-93 (WIN)
@ 03/14/12 106-102 (LOSS)
@ *04/12/12 96-86 (LOSS)
VS. 04/19/12 83-72 (WIN)
2011-12 Overall: 2-2 Home: 2-0 Away: 0-2

VS. 01/04/13 96-89 (LOSS)
@ 02/21/13 86-67 (WIN)
@ 03/27/13 101-97 (LOSS)
VS. 04/14/13 105-93 (WIN)
2012-13 Overall: 2-2 Home: 1-1 Away: 1-1

*Overtime **Double Overtime

CLEVELAND CAVALIERS



Quicken Loans Arena, One Center Court, Cleveland, OH 44115 • (216) 420-2000

2013-14 VS. HEAT

11/27/13 @ CLE - 7:30 3/18/14 @ CLE - 7:00
12/14/13 @ MIA - 7:30

DIRECTORY

Majority Owner/Chairman Dan Gilbert
Vice Chairman Jeff Cohen, Nate Forbes
General Manager Chris Grant
V.P., Basketball Operations David Griffin
Asst. General Manager Trent Redden
Head Coach Mike Brown
Assistant Coaches Bernie Bickerstaff, Jim Boylan, Igor Kokoskov, Bret Briermaler, Jamahl Mosley
High Performance Director Alex Moore
Head Athletic Trainer Stephen Spiro
Director of Team Operations Mark Cashman
CEO Len Komoroski
Senior V.P., Communications/Broadcasting Tad Carper
Director of Basketball Communications B.J. Evans
Basketball Communications Manager Jeff Schaefer
Sports Communications Coordinator Cherome Owens
Senior Director of Corporate Communications Phyllis Salem
Home Court Quicken Loans Arena (20,562)
Radio WTAM (1100 AM), John Michael, Jim Chones, Mike Snyder
Cable FOX Sports Ohio, Fred McLeod, Austin Carr, Alie Clifford

BACKGROUND

Founded 1970-71
Division Central
2012-13 Record 24-58 (.293) (5th in the Central Division)
All-Time NBA Record 1,585-1,893 (.456)
2012-13 Playoff Record None
All-Time Playoff Record 70-78 (.473)
NBA Titles None
Conference Titles One (2006-07)
Division Titles Three (last: 2009-10)

HEAT VS. CAVALIERS (52-39, HOME: 33-13, AWAY: 19-26)

@ 11/27/88 109-80 (LOSS)
VS. 02/14/89 109-98 (LOSS)

1988-89 Overall: 0-2 Home: 0-1 Away: 0-1

VS. 01/30/90 106-94 (LOSS)
@ 02/08/90 106-82 (LOSS)
VS. 03/30/90 105-104 (LOSS)
@ 04/14/90 93-85 (LOSS)

1989-90 Overall: 0-4 Home: 0-2 Away: 0-2

@ 11/21/90 123-109 (LOSS)
@ 01/16/91 108-94 (LOSS)
VS. 02/12/91 94-78 (LOSS)
VS. 03/26/91 104-98 (WIN)

1990-91 Overall: 1-3 Home: 1-1 Away: 0-2

VS. 12/11/91 105-103 (WIN)
@ 12/17/91 148-80 (LOSS)
@ 03/31/92 123-114 (LOSS)
VS. 04/03/92 103-100 (LOSS)

1991-92 Overall: 1-3 Home: 1-1 Away: 0-2

VS. 01/30/93 98-95 (WIN)
@ 02/23/93 102-100 (LOSS)
VS. 03/20/93 96-91 (WIN)
@ 04/06/93 115-100 (LOSS)

1992-93 Overall: 2-2 Home: 2-0 Away: 0-2

VS. 12/16/93 90-89 (WIN)
@ 01/29/94 113-98 (WIN)
VS. 03/19/94 106-95 (WIN)
@ 04/15/94 109-100 (LOSS)

1993-94 Overall: 3-1 Home: 2-0 Away: 1-1

VS. 11/23/94 100-87 (WIN)
@ 02/20/95 103-96 (WIN)
VS. 04/13/95 85-84 (WIN)
@ 04/19/95 90-79 (LOSS)

1994-95 Overall: 3-1 Home: 2-0 Away: 1-1

VS. 11/04/95 85-71 (WIN)
@ 01/27/96 102-85 (WIN)
@ 02/19/96 73-70 (LOSS)
VS. 03/10/96 88-81 (WIN)

1995-96 Overall: 3-1 Home: 2-0 Away: 1-1

@ 12/10/96 76-74 (WIN)
@ 02/01/97 71-66 (WIN)
VS. 02/02/97 80-76 (WIN)
VS. 03/28/97 83-79 (WIN)

1996-97 Overall: 4-0 Home: 2-0 Away: 2-0

@ 12/30/97 90-78 (WIN)
VS. 01/26/98 84-93 (LOSS)
@ 02/10/98 91-81 (WIN)
VS. 03/12/98 97-74 (WIN)

1997-98 Overall: 3-1 Home: 1-1 Away: 2-0

@ 04/19/99 94-87 (WIN)
VS. 04/21/99 93-80 (WIN)
@ 04/26/99 90-65 (WIN)

1998-99 Overall: 3-0 Home: 1-0 Away: 2-0

VS. 02/25/00 87-82 (WIN)
@ 03/18/00 92-90 (WIN)
VS. 04/04/00 111-85 (WIN)

1999-00 Overall: 3-0 Home: 2-0 Away: 1-0

VS. 11/22/00 86-67 (LOSS)
@ 11/24/00 85-80 (LOSS)
VS. 12/22/00 103-95 (WIN)
@ 03/04/01 91-79 (WIN)

2000-01 Overall: 2-2 Home: 1-1 Away: 1-1

VS. 11/02/01 90-83 (LOSS)
@ 11/24/01 100-96 (LOSS)
VS. 12/21/01 86-81 (LOSS)
@ 01/21/02 95-93 (WIN)

2001-02 Overall: 1-3 Home: 0-2 Away: 1-1

VS. 11/30/02 85-79 (WIN)
@ 12/23/02 74-72 (LOSS)
@ 03/11/03 77-75 (WIN)

2002-03 Overall: 2-1 Home: 1-0 Away: 1-1

VS. 11/12/03 88-83 (WIN)
@ 01/28/04 94-93 (LOSS)
VS. 04/09/04 106-91 (WIN)
@ 04/10/04 91-80 (LOSS)

2003-04 Overall: 2-2 Home: 2-0 Away: 0-2

VS. 11/04/04 88-83 (WIN)
VS. 02/03/05 100-88 (WIN)
@ 03/06/05 102-82 (WIN)

2004-05 Overall: 3-0 Home: 2-0 Away: 1-0

BY THE NUMBERS

HEAT's largest win: 28 (twice), 118-90 @ CLE, 12/2/10
HEAT's most points: 118, 118-90 @ CLE, 12/2/10
HEAT's fewest points: 67, 86-67 (L) @ MIA, 11/22/00

Cavaliers' largest win: 68, 148-80 @ CLE, 12/17/91
Cavaliers' most points: 148, 148-80 @ CLE, 12/17/91
Cavaliers' fewest points: 65, 90-65 (L) @ CLE, 4/26/99

STREAKS

HEAT's Last Win
Overall: 96-95 @ CLE, 4/15/13
Home: 109-105, 2/24/13
Away: 96-95, 4/15/13

HEAT's Last Loss
Overall: 102-90 @ CLE, 3/29/11
Home: 92-91, 1/25/10
Away: 102-90, 3/29/11

Longest Winning Streaks
Overall: 8 (2/10/98-4/4/00)
Home: 10 (1/30/93-3/28/97)
Away: 7 (12/10/96-3/18/00)

Longest Losing Streaks
Overall: 9 (11/27/88-2/12/91)
Home: 4 (2/14/89-2/12/91)
Away: 9 (11/27/88-4/6/93)

ALL-TIME SCORERS

Dwyane Wade (MIA) - 44 @ CLE, 4/1/06
LeBron James (CLE) - 47 @ CLE, 4/1/06
LeBron James (CLE) - 47 @ MIA, 3/12/06

@ 12/17/05 115-107 (LOSS)
VS. 02/02/06 101-73 (WIN)
VS. 03/12/06 98-92 (WIN)
@ 04/01/06 106-99 (LOSS)

2005-06 Overall: 2-2 Home: 2-0 Away: 0-2

VS. 02/01/07 92-89 (WIN)
@ 02/09/07 103-79 (LOSS)
VS. 02/25/07 86-81 (WIN)
@ 04/05/07 94-90 (WIN)

2006-07 Overall: 3-1 Home: 2-0 Away: 1-1

@ 12/25/07 96-82 (LOSS)
VS. 01/21/08 97-90 (LOSS)
@ 04/13/08 84-76 (LOSS)

2007-08 Overall: 0-3 Home: 0-1 Away: 0-2

@ 12/28/08 93-86 (LOSS)
VS. 12/30/08 104-95 (WIN)
VS. 03/02/09 107-100 (LOSS)
@ 03/07/09 99-89 (LOSS)

2008-09 Overall: 1-3 Home: 1-1 Away: 0-2

VS. 11/12/09 111-104 (LOSS)
VS. 01/25/10 92-91 (LOSS)
@ 02/04/10 102-86 (LOSS)

2009-10 Overall: 0-3 Home: 0-2 Away: 0-1

@ 12/02/10 118-90 (WIN)
VS. 12/15/10 101-95 (WIN)
VS. 01/31/11 117-90 (WIN)
@ 03/29/11 102-90 (LOSS)

2010-11 Overall: 3-1 Home: 2-0 Away: 1-1

VS. 01/24/12 107-85 (WIN)
VS. 02/07/12 102-91 (WIN)
@ 03/28/12 111-87 (WIN)

2011-12 Overall: 3-0 Home: 2-0 Away: 1-0

VS. 11/24/12 110-108 (WIN)
VS. 02/24/13 109-105 (WIN)
@ 03/20/13 98-95 (WIN)
@ 04/15/13 96-95 (WIN)

2012-13 Overall: 4-0 Home: 2-0 Away: 2-0

*Overtime



DALLAS MAVERICKS

2500 Victory Avenue, Dallas, TX 75219 • (214) 665-4660

2013-14 VS. HEAT

11/15/13 @ MIA – 7:30

2/18/14 @ DAL – 8:30

DIRECTORY

Owner	Mark Cuban
President & CEO	Terdema Usery
Head Coach	Rick Carlisle
President, Basketball Operations	Donn Nelson
General Manager	Gerson Rosas
Assistant Coaches	Kaleb Canales, Monte Mathis, Tony Brown, Darrell Armstrong
Asst. General Manager	Keith Grant
Director of Player Personnel	Tony Ronzone
Head Athletic Trainer	Casey Smith
Asst. Athletic Trainer	Dionne Calhoun
Athletic Performance Director	Jeremy Holsopple
Head Equipment Manager	Al Whitely
Head Video Coordinator/Scout	Mike Shedd
Video Coordinators	Terry Sullivan, Mondrick Jones
Director of Basketball Communications	Sarah Melton
Basketball Communications Manager	Scott Tomlin
Basketball Communications Coordinator	Alan Rakowski
Home Court	American Airlines Center (19,200)
Radio	ESPN Radio (103.3 FM), Chuck Cooperstein, Brad Davis
Spanish Radio	Univision America (1270 AM), Victor Villalba
Cable TV	FOX Sports Southwest, Mark Followill, Derek Harper, Jeff Wade

BACKGROUND

Founded	1980-81
Division	Southwest
2012-13 Record	41-41 (.500) (4th in the Southwest Division)
All-Time NBA Record	1,341-1,317 (.505)
2012-13 Playoff Record	None
All-Time Playoff Record	85-93 (.478)
NBA Titles	One (2010-11)
Conference Titles	Two (last: 2010-11)
Division Titles	Three (last: 2009-10)

BY THE NUMBERS

HEAT's largest win:23, 128-105 @ MIA, 11/11/99
 HEAT's most points:128, 128-105 @ MIA, 11/11/99
 HEAT's fewest points:73, 93-73 (L) @ MIA, 3/16/08

Mavericks' largest win:36, 112-76 @ DAL, 2/9/06
 Mavericks' most points:118 (twice), 119-118 (L) (OT)
 @ MIA, 3/26/04

Mavericks' fewest points:72, 91-72 (L) @ MIA, 2/26/98

STREAKS

HEAT's Last Win	
Overall:	119-109 (OT) @ MIA, 1/2/13
Home:	119-109 (OT), 1/2/13
Away:	110-95, 12/20/12
HEAT's Last Loss	
Overall:	98-96 @ MIA, 12/20/10
Home:	98-96, 12/20/10
Away:	106-95, 11/27/10
Longest Winning Streaks	
Overall:	16 (1/25/92-12/20/99)
Home:	10 (11/14/90-11/11/99)
Away:	7 (12/8/92-12/20/99)
Longest Losing Streaks	
Overall:	14 (11/11/04-12/20/10)
Home:	7 (11/11/04-12/20/10)
Away:	9 (2/15/03-11/27/10)

ALL-TIME SCORERS

Alonzo Mourning (MIA) – 40 @ DAL, 3/12/96
 Dirk Nowitzki (DAL) – 41 @ MIA, 11/11/04

HEAT VS. MAVERICKS (24-29, HOME: 13-14, AWAY: 11-15)

@	11/08/88	92-88	(LOSS)
VS	12/17/88	104-87	(LOSS)
@	02/16/89	93-80	(LOSS)
VS	*02/29/89	111-110	(LOSS)
@	04/02/89	98-96	(LOSS)
VS	04/18/89	103-99	(LOSS)
1988-89 Overall: 0-6 Home: 0-3 Away: 0-3			
@	11/18/89	100-99	(LOSS)
VS	03/23/90	106-103	(LOSS)
1989-90 Overall: 0-2 Home: 0-1 Away: 0-1			
VS	11/14/90	105-93	(WIN)
@	03/02/91	109-103	(WIN)
1990-91 Overall: 2-0 Home: 1-0 Away: 1-0			
@	*12/10/91	114-110	(LOSS)
VS	01/25/92	103-101	(WIN)
1991-92 Overall: 1-1 Home: 1-0 Away: 0-1			
@	12/08/92	126-112	(WIN)
VS	01/24/93	122-106	(WIN)
1992-93 Overall: 2-0 Home: 1-0 Away: 1-0			
@	12/07/93	106-101	(WIN)
VS	03/17/94	115-98	(WIN)
1993-94 Overall: 2-0 Home: 1-0 Away: 1-0			
VS	11/15/94	115-102	(WIN)
@	01/14/95	84-77	(WIN)
1994-95 Overall: 2-0 Home: 1-0 Away: 1-0			
VS	11/28/95	111-89	(WIN)
@	03/12/96	125-118	(WIN)
1995-96 Overall: 2-0 Home: 1-0 Away: 1-0			
@	11/09/96	91-84	(WIN)
VS	12/04/96	101-79	(WIN)
1996-97 Overall: 2-0 Home: 1-0 Away: 1-0			

VS	02/26/98	91-72	(WIN)
@	03/07/98	94-88	(WIN)
1997-98 Overall: 2-0 Home: 1-0 Away: 1-0			
VS	04/07/99	93-87	(WIN)
1998-99 Overall: 1-0 Home: 1-0 Away: 0-0			
VS	11/11/99	128-105	(WIN)
@	12/20/99	92-89	(WIN)
1999-00 Overall: 2-0 Home: 1-0 Away: 1-0			
@	*02/01/01	95-91	(LOSS)
VS	03/07/01	93-86	(LOSS)
2000-01 Overall: 0-2 Home: 0-1 Away: 0-1			
VS	11/23/01	104-94	(LOSS)
@	03/02/02	109-95	(WIN)
2001-02 Overall: 1-1 Home: 0-1 Away: 1-0			
@	02/15/03	98-92	(LOSS)
VS	03/07/03	91-89	(LOSS)
2002-03 Overall: 0-2 Home: 0-1 Away: 0-1			
@	11/03/03	103-93	(LOSS)
VS	*03/26/04	119-118	(WIN)
2003-04 Overall: 1-1 Home: 1-0 Away: 0-1			
VS	11/11/04	113-93	(LOSS)
@	02/01/05	109-104	(LOSS)
2004-05 Overall: 0-2 Home: 0-1 Away: 0-1			
VS	11/25/05	103-90	(LOSS)
@	02/09/06	109-76	(LOSS)
2005-06 Overall: 0-2 Home: 0-1 Away: 0-1			
VS	01/21/07	99-93	(LOSS)
@	02/22/07	112-100	(LOSS)
2006-07 Overall: 0-2 Home: 0-1 Away: 0-1			
@	01/04/08	94-89	(LOSS)
VS	03/16/08	98-73	(LOSS)
2007-08 Overall: 0-2 Home: 0-1 Away: 0-1			

VS	01/31/09	111-96	(LOSS)
@	04/01/09	98-96	(LOSS)
2008-09 Overall: 0-2 Home: 0-1 Away: 0-1			
VS	12/11/09	106-93	(LOSS)
@	02/20/10	97-91	(LOSS)
2009-10 Overall: 0-2 Home: 0-1 Away: 0-1			
@	11/27/10	106-95	(LOSS)
VS	12/20/10	98-96	(LOSS)
2010-11 Overall: 0-2 Home: 0-1 Away: 0-1			
@	12/25/11	105-94	(WIN)
VS	03/29/12	106-85	(WIN)
2011-12 Overall: 2-0 Home: 1-0 Away: 1-0			
@	12/20/12	110-95	(WIN)
VS	01/02/13	119-109	(WIN)
2012-13 Overall: 2-0 Home: 1-0 Away: 1-0			

*Overtime

DENVER NUGGETS

1000 Chopper Circle, Denver, CO 80204 • (303) 405-1100



Management

Players

12/13 Review

Records

Playoffs

History

All-Time Roster

NBA/NBADL

Opponents

Media

2013-14 VS. HEAT

12/30/13 @ DEN – 9:00

3/14/14 @ MIA – 7:30

DIRECTORY

Owner	E. Stanley Kroenke
President & Governor	Josh Kroenke
General Manager & Executive V.P., Basketball Operations	Tim Connelly
Assistant General Manager	Arturas Karnisovas
Director of Basketball Operations	Ben Tenzer
Head Coach	Brian Shaw
Assistant Coaches	Lester Conner, Melvin Hunt, Patrick Mutombo
Assistant Coach/Player Development	Chris Farr
Scout	Herb Livsey
Manager of Basketball Analytics	Tommy Balcitis
Head Athletic Trainer/Traveling Secretary	Jim Gillen
Assistant Coach/Strength & Conditioning	Steve Hess
Asst. Athletic Trainer/Asst. Strength & Conditioning Coach	Dan Shimensky
Asst. Strength & Conditioning Coach	Felipe Eichenberger
Equipment Manager	Sparky Gonzales
Head Video Coordinator	Patrick O'Keefe
Asst. Video Coordinator	Nashon Harper
Director of Media Relations	Tim Galt
Media Relations Manager	Nick O'Hayre
Director of Player Services and Broadcast Relations	Tim Dixon
Communications Specialist	Aaron Lopez
Media Relations Associate	Cody Wise
Home Court	Pepsi Center (19,155)
Radio	KRWZ (950 AM), KCKK (1510 AM/93.7 FM), Jason Kosmicki
Cable TV	Altitude Sports & Entertainment, Chris Marlowe, Scott Hastings

BACKGROUND

Founded	1967-68 Denver Rockets, 1974-75 Denver Nuggets, Entered NBA 1976-77
Division	Northwest
2012-13 Record	57-25 (.695) (2nd in Northwest Division)
All-Time NBA Record	1,464-1,522 (.490)
2012-13 Playoff Record	2-4 (Lost to Golden State, 4-2, First Round)
All-Time NBA Playoff Record	61-101 (.377)
NBA Titles	None
Conference Titles	None
Division Titles	Seven (last: 2009-10)
All-Time ABA Record	413-331 (.560)
All-Time ABA Playoff Record	27-35 (.435)
ABA Titles	None
ABA Division Titles	One (1975-76)

HEAT VS. NUGGETS (27-25, HOME: 17-9, AWAY: 10-16)

VS	12/09/88	121-110	(LOSS)
@	12/30/88	109-83	(LOSS)
VS	01/26/89	129-108	(LOSS)
@	02/09/89	117-92	(LOSS)
VS	*03/10/89	131-130	(WIN)
@	03/18/89	111-105	(LOSS)

1988-89 Overall: 1-5 Home: 1-2 Away: 0-3

VS	12/23/89	135-104	(LOSS)
@	12/28/89	132-107	(LOSS)
@	12/27/90	124-114	(WIN)
VS	02/14/91	141-112	(WIN)

1990-91 Overall: 2-0 Home: 1-0 Away: 1-0

@	02/26/92	105-98	(WIN)
VS	03/13/92	113-109	(WIN)

1991-92 Overall: 2-0 Home: 1-0 Away: 1-0

VS	*02/15/93	130-129	(WIN)
@	*03/15/93	103-100	(WIN)

1992-93 Overall: 2-0 Home: 1-0 Away: 1-0

VS	03/09/94	102-80	(WIN)
@	03/24/94	113-101	(LOSS)

1993-94 Overall: 1-1 Home: 1-0 Away: 0-1

VS	12/15/94	101-99	(LOSS)
@	03/03/95	100-98	(LOSS)

1994-95 Overall: 0-2 Home: 0-1 Away: 0-1

@	01/06/96	88-86	(WIN)
VS	02/15/96	97-91	(WIN)

1995-96 Overall: 2-0 Home: 1-0 Away: 1-0

@	11/19/96	104-86	(WIN)
VS	02/23/97	95-86	(WIN)

1996-97 Overall: 2-0 Home: 1-0 Away: 1-0

VS	11/15/97	96-93	(WIN)
@	01/09/98	98-79	(WIN)

1997-98 Overall: 2-0 Home: 1-0 Away: 1-0

VS	03/04/99	95-87	(WIN)
VS	03/10/00	96-88	(WIN)

1999-00 Overall: 2-0 Home: 1-0 Away: 1-0

VS	12/06/00	95-78	(WIN)
@	12/12/00	96-85	(WIN)

2000-01 Overall: 2-0 Home: 1-0 Away: 1-0

@	*01/29/02	100-94	(WIN)
VS	03/16/02	101-76	(WIN)

2001-02 Overall: 2-0 Home: 1-0 Away: 1-0

@	01/08/03	86-76	(LOSS)
VS	03/08/03	98-92	(LOSS)

2002-03 Overall: 0-2 Home: 0-1 Away: 0-1

@	01/18/04	88-80	(LOSS)
VS	02/21/04	97-81	(WIN)

2003-04 Overall: 1-1 Home: 1-0 Away: 0-1

@	12/04/04	104-95	(LOSS)
VS	12/17/04	107-100	(WIN)

2004-05 Overall: 1-1 Home: 1-0 Away: 0-1

BY THE NUMBERS

HEAT's largest win:	29, 141-112 @ MIA, 2/14/91
HEAT's most points:	141, 141-112 @ MIA, 2/14/91
HEAT's fewest points:	76, 86-76 (L) @ DEN, 1/8/03

Nuggets' largest win:	31, 135-104 @ MIA, 12/23/89
Nuggets' most points:	135, 135-104 @ MIA, 12/23/89
Nuggets' fewest points:	76, 101-76 (L) @ MIA, 3/16/02

STREAKS

HEAT's Last Win

Overall:	98-93 @ DEN, 11/15/12
Home:	119-116, 11/3/12
Away:	98-93, 11/15/12

HEAT's Last Loss

Overall:	117-104 @ DEN, 1/13/12
Home:	99-82, 2/10/09
Away:	117-104, 1/13/12

Longest Winning Streaks

Overall:	13 (1/6/96-3/16/02)
Home:	7 (2/15/96-3/16/02)
Away:	6 (1/6/96-1/29/02)

Longest Losing Streaks

Overall:	8 (12/3/05-2/10/09)
Home:	4 (12/9/05-2/10/09)
Away:	10 (1/8/03-1/13/12)

ALL-TIME SCORERS

Sherman Douglas (MIA) – 42 @ DEN, 12/27/90
Alex English (DEN) – 51 @ MIA, 3/10/89 (2 OT)

@	12/03/05	101-99	(LOSS)
VS	12/09/05	100-92	(LOSS)

2005-06 Overall: 0-2 Home: 0-1 Away: 0-1

VS	11/14/06	112-105	(LOSS)
@	12/08/06	123-107	(LOSS)

2006-07 Overall: 0-2 Home: 0-1 Away: 0-1

@	12/02/07	115-89	(LOSS)
VS	*02/12/08	114-113	(LOSS)

2007-08 Overall: 0-2 Home: 0-1 Away: 0-1

@	01/07/09	108-97	(LOSS)
VS	02/10/09	99-82	(LOSS)

2008-09 Overall: 0-2 Home: 0-1 Away: 0-1

VS	11/06/09	96-88	(WIN)
@	12/03/09	114-96	(LOSS)

2009-10 Overall: 1-1 Home: 1-0 Away: 0-1

@	01/13/11	130-102	(LOSS)
VS	03/19/11	103-98	(WIN)

2010-11 Overall: 1-1 Home: 1-0 Away: 0-1

@	01/13/12	117-104	(LOSS)
VS	11/03/12	119-116	(WIN)

2011-12 Overall: 0-1 Home: 0-0 Away: 0-1

VS	11/03/12	119-116	(WIN)
@	11/15/12	98-93	(WIN)

2012-13 Overall: 2-0 Home: 1-0 Away: 1-0

*Overtime **Double Overtime



DETROIT PISTONS

6 Championship Drive, Auburn Hills, MI 48326 • (248) 377-0100

2013-14 VS. HEAT

12/3/13 @ MIA - 7:30 2/3/14 @ MIA - 7:30
12/8/13 @ DET - 6:00 3/28/14 @ DET - 7:30

DIRECTORY

Principal Owner Tom Gores
President & CEO, Palace Sports & Entertainment/Pistons Dennis Mannion
President, Basketball Operations Joe Dumars
Asst. General Manager George David
Head Coach Maurice Cheeks
Assistant Coaches Henry Bibby, John Loyer, Maz Trakh, Rasheed Wallace
Athletic Trainer Mike Abdour
Strength & Conditioning Coach Arnie Kander
V.P., Public Relations Kevin Grigg
Director, Public Relations Cletus Lewis, Jr.
Public Relations Coordinator Michelle Fikany
Home Court The Palace at Auburn Hills (22,076)
Radio WXYT (97.1 FM The Ticket), George Blaha, Mark Champion, Rick Mahorn
Cable TV FS Detroit, George Blaha, Greg Kelsner

BACKGROUND

Founded 1948-49 Fort Wayne Pistons, 1957-58 Detroit Pistons
Division Central
2012-13 Record 29-53 (.354) (4th in Central Division)
All-Time NBA Record 2,198-2,305 (.488)
2012-13 Playoff Record None
All-Time Playoff Record 171-147 (.538)
NBA Titles Three (last: 2003-04)
Conference Titles Seven (last: 2004-05)
Division Titles 11 (last: 2007-08)

BY THE NUMBERS

HEAT's largest win: 27, 92-65 @ DET, 1/29/10
HEAT's most points: 129, 129-105 @ MIA, 4/23/95
HEAT's fewest points: 62, 93-62 (L) @ DET, 2/17/03

Pistons' largest win: 36, 130-94 @ DET, 11/15/89
Pistons' most points: 130, 130-94 @ DET, 11/15/89
Pistons' fewest points: 65, 92-65 (L) @ DET, 1/29/10

STREAKS

HEAT's Last Win
Overall: 103-89 @ MIA, 3/22/13
Away: 103-89, 3/22/13
Home: 88-73, 3/23/12

HEAT's Last Loss
Overall: 109-99 @ DET, 12/28/12
Away: 106-99, 4/9/10
Home: 109-99, 12/28/12

Longest Winning Streaks
Overall: 8 (3/20/96-2/13/98)
Home: 5 (twice) (last: 12/1/10-present)
Away: 7 (3/22/09-3/23/12)

Longest Losing Streaks
Overall: 6 (3 times) (last: 4/1/07-2/4/09)
Home: 3 (10/31/03-4/10/05)
Away: 8 (12/20/88-11/12/92)

ALL-TIME SCORERS

LeBron James (MIA) - 39 @ MIA, 1/28/11
Dwyane Wade (MIA) - 39 @ DET, 3/22/09
Alonzo Mourning (MIA) - 39 @ MIA, 2/13/98
Grant Hill (DET) - 41 @ MIA, 11/29/92 (2 OT)

HEAT VS. PISTONS (47-43, HOME: 26-18, AWAY: 21-25)

@	12/20/88	116-100	(LOSS)
VS.	03/05/89	109-100	(LOSS)
1988-89 Overall: 0-2 Home: 0-1 Away: 0-1			
VS.	11/11/89	88-84	(WIN)
VS.	11/15/89	130-94	(LOSS)
@	02/17/90	97-79	(LOSS)
@	02/19/90	94-85	(LOSS)
1989-90 Overall: 1-3 Home: 1-1 Away: 0-2			
@	11/13/90	118-93	(LOSS)
VS.	11/20/90	106-90	(LOSS)
@	01/12/91	109-103	(LOSS)
VS.	02/28/91	100-98	(WIN)
1990-91 Overall: 1-3 Home: 1-1 Away: 0-2			
VS.	11/13/91	107-102	(WIN)
@	01/31/92	109-98	(LOSS)
VS.	02/22/92	107-98	(WIN)
@	04/05/92	104-80	(LOSS)
1991-92 Overall: 2-2 Home: 2-0 Away: 0-2			
@	11/12/92	95-88	(LOSS)
VS.	01/05/93	89-83	(WIN)
@	02/09/93	106-105	(WIN)
VS.	02/17/93	111-107	(WIN)
1992-93 Overall: 3-1 Home: 2-0 Away: 1-1			
@	01/02/94	93-85	(WIN)
VS.	01/21/94	118-98	(LOSS)
@	02/26/94	105-100	(WIN)
VS.	03/29/94	123-115	(LOSS)
1993-94 Overall: 2-2 Home: 0-2 Away: 2-0			
@	11/28/94	111-97	(WIN)
VS.	01/28/95	89-85	(LOSS)
VS.	02/01/95	98-75	(WIN)
VS.	04/23/95	129-105	(WIN)
1994-95 Overall: 3-1 Home: 2-0 Away: 1-1			
@	11/30/95	118-107	(WIN)
VS.	12/22/95	84-75	(LOSS)
VS.	03/20/96	102-93	(WIN)
@	03/30/96	95-85	(WIN)
1995-96 Overall: 3-1 Home: 1-1 Away: 2-0			

VS.	02/11/97	104-91	(WIN)
@	03/04/97	108-99	(WIN)
@	04/07/97	94-88	(WIN)
VS.	04/10/97	93-83	(WIN)
1996-97 Overall: 4-0 Home: 2-0 Away: 2-0			
@	12/26/97	88-74	(WIN)
VS.	02/13/98	100-86	(WIN)
VS.	03/16/98	103-90	(LOSS)
1997-98 Overall: 2-1 Home: 1-1 Away: 1-0			
VS.	02/05/99	95-81	(LOSS)
@	02/17/99	91-80	(WIN)
@	02/26/99	95-93	(LOSS)
1998-99 Overall: 1-2 Home: 0-1 Away: 1-1			
VS.	**11/02/99	128-122	(WIN)
VS.	01/31/00	104-82	(WIN)
@	02/21/00	95-87	(LOSS)
@	04/12/00	90-73	(LOSS)
1999-00 Overall: 2-2 Home: 2-0 Away: 0-2			
@	*12/30/00	110-102	(WIN)
VS.	01/16/01	93-85	(WIN)
@	*03/02/01	97-93	(WIN)
VS.	03/05/01	87-84	(WIN)
2000-01 Overall: 4-0 Home: 2-0 Away: 2-0			
@	12/30/01	86-80	(LOSS)
@	03/05/02	93-91	(WIN)
VS.	04/02/02	90-87	(LOSS)
2001-02 Overall: 1-2 Home: 0-1 Away: 1-1			
@	11/20/02	79-68	(LOSS)
VS.	11/22/02	75-72	(LOSS)
VS.	01/14/03	88-85	(WIN)
@	02/17/03	93-62	(LOSS)
2002-03 Overall: 1-3 Home: 1-1 Away: 0-2			
VS.	10/31/03	93-81	(LOSS)
@	12/03/03	87-73	(LOSS)
VS.	*02/02/04	102-100	(LOSS)
@	04/02/04	92-84	(LOSS)
2003-04 Overall: 0-4 Home: 0-2 Away: 0-2			

@	11/26/04	78-77	(LOSS)
@	12/30/04	89-78	(WIN)
VS.	04/10/05	80-72	(LOSS)
2004-05 Overall: 1-2 Home: 0-1 Away: 1-1			
@	12/29/05	106-101	(LOSS)
VS.	02/12/06	100-98	(WIN)
@	03/22/06	82-73	(LOSS)
VS.	04/06/06	95-82	(LOSS)
2005-06 Overall: 1-3 Home: 1-1 Away: 0-2			
VS.	11/30/06	87-85	(LOSS)
VS.	03/02/07	85-82	(WIN)
@	04/01/07	94-88	(LOSS)
2006-07 Overall: 1-2 Home: 1-1 Away: 0-1			
VS.	11/01/07	91-80	(LOSS)
@	02/06/08	100-95	(LOSS)
@	03/27/08	85-69	(LOSS)
VS.	04/06/08	91-75	(LOSS)
2007-08 Overall: 0-4 Home: 0-2 Away: 0-2			
@	02/04/09	93-90	(LOSS)
VS.	02/24/09	103-91	(WIN)
@	03/22/09	101-96	(WIN)
VS.	*04/15/09	102-96	(WIN)
2008-09 Overall: 3-1 Home: 2-0 Away: 1-1			
@	01/29/10	92-65	(WIN)
@	03/31/10	98-81	(WIN)
VS.	04/08/10	106-99	(LOSS)
2009-10 Overall: 2-1 Home: 0-1 Away: 2-0			
VS.	12/01/10	97-72	(WIN)
VS.	01/28/11	88-87	(WIN)
@	02/11/11	106-92	(WIN)
@	03/23/11	100-94	(WIN)
2010-11 Overall: 4-0 Home: 2-0 Away: 2-0			
@	01/25/12	101-98	(WIN)
@	03/23/12	88-73	(WIN)
@	04/08/12	96-75	(WIN)
2011-12 Overall: 3-0 Home: 1-0 Away: 2-0			
@	12/28/12	109-99	(LOSS)
VS.	01/25/13	110-88	(WIN)
VS.	03/22/13	103-89	(WIN)
2012-13 Overall: 2-1 Home: 2-0 Away: 0-1			

*Overtime **Double Overtime

GOLDEN STATE WARRIORS

1011 Broadway, Oakland, CA 94607 • (510) 986-2200



2013-14 VS. HEAT

1/2/14 @ MIA - 7:30

2/12/14 @ GS - 10:30

DIRECTORY

Co-Executive Chairman, CEO.....	Joe Jacob
Co-Executive Chairman.....	Peter Guber
President & Chief Operating Officer.....	Rick Welts
General Manager.....	Bob Myers
Asst. General Manager/Director of Player Personnel.....	Travis Schlenk
Asst. General Manager.....	Kirk Jacob
Head Coach.....	Mark Jackson
Assistant Coaches.....	Pete Myers, Darren Erman, Brian Scalabrine, Lindsey Hunter, Jerry DeGregorio
Assistant Coach/Player Development.....	Joe Boylan
Head Athletic Trainer.....	JoHan Wang
Asst. Athletic Trainer.....	Drew Yoder
V.P., Communications.....	Raymond Ritter
Senior Director, Public Relations.....	Dan Martinez
Assistant, Public Relations.....	Brett Winkler
Assistant, Public Relations.....	Ryan Donough
Director, Corporate Communications.....	Lisa Goodwin
Home Court.....	Oracle Arena (19,596)
Radio.....	KNBR (680/1050 AM), Tim Roye, Tom Tolbert
Cable TV.....	Comcast SportsNet Bay Area, Bob Fitzgerald, Jim Barnett

BACKGROUND

Founded.....	1946-47 Philadelphia Warriors, 1971-72 Golden State Warriors
Division.....	Pacific
2012-13 Record.....	47-35 (.573) (2nd in the Pacific Division)
All-Time NBA Record.....	2,399-2,829 (.459)
2012-13 Playoff Record.....	6-6 (Defeated Denver, 4-2, First Round)
	(Lost to San Antonio, 4-2, Western Conference Semifinals)
All-Time Playoff Record.....	110-127 (.464)
NBA Titles.....	Three (last: 1974-75)
Conference Titles.....	Six (last: 1974-75)
Division Titles.....	Seven (last: 1975-76)

BY THE NUMBERS

HEAT's largest win:22, 118-96 @ GS, 1/12/07
 HEAT's most points:130, 130-129 (OT) @ GS, 12/1/08
 HEAT's fewest points:80, 105-80 (L) @ GS, 12/12/95

Warriors' largest win:35, 134-99 @ MIA, 3/7/08
 Warriors' most points:137, 137-111 @ MIA, 12/1/90
 Warriors' fewest points:75, 92-75 (L) @ GS, 1/16/13

STREAKS

HEAT's Last Win
 Overall:92-75 @ GS, 1/16/13
 Home:114-107, 1/1/11
 Away:92-75, 1/16/13

HEAT's Last Loss
 Overall:97-95 @ MIA, 12/12/12
 Home:97-95, 12/12/12
 Away:111-106 (OT), 1/10/12

Longest Winning Streaks
 Overall:6 (twice) (last: 12/1/08-11/1/11)
 Home:10 (3/24/95-2/7/05)
 Away:3 (twice) (last: 12/1/08-12/10/10)

Longest Losing Streaks
 Overall:8 (11/18/88-4/3/91)
 Home:4 (11/18/88-12/1/90)
 Away:9 (1/4/89-12/12/95)

ALL-TIME SCORES

Dwyane Wade (MIA) - 42 @ MIA, 3/10/06
 Jason Richardson (GS) - 44 @ MIA, 3/10/06

HEAT VS. WARRIORS (26-23, HOME: 15-9, AWAY: 11-14)

VS.	11/18/88	123-117	(LOSS)
@	01/04/89	109-100	(LOSS)
VS.	01/30/89	105-98	(LOSS)
@	04/11/89	114-98	(LOSS)
1988-89 Overall: 0-4 Home: 0-2 Away: 0-2			
@	01/04/90	119-117	(LOSS)
VS.	04/04/90	128-114	(LOSS)
1989-90 Overall: 0-2 Home: 0-1 Away: 0-1			
VS.	12/01/90	137-111	(LOSS)
@	04/03/91	127-114	(LOSS)
1990-91 Overall: 0-2 Home: 0-1 Away: 0-1			
VS.	02/05/92	126-124	(WIN)
@	02/29/92	136-110	(LOSS)
1991-92 Overall: 1-1 Home: 1-0 Away: 0-1			
VS.	11/17/92	125-119	(LOSS)
@	01/07/93	119-105	(LOSS)
1992-93 Overall: 0-2 Home: 0-1 Away: 0-1			
VS.	11/24/93	108-102	(LOSS)
@	01/12/94	109-92	(LOSS)
1993-94 Overall: 0-2 Home: 0-1 Away: 0-1			
@	11/08/94	121-114	(LOSS)
VS.	03/24/95	115-111	(WIN)
1994-95 Overall: 1-1 Home: 1-0 Away: 0-1			
VS.	11/22/95	103-93	(WIN)
@	12/12/95	105-80	(LOSS)
1995-96 Overall: 1-1 Home: 1-0 Away: 0-1			

@	11/26/96	107-88	(WIN)
VS.	03/19/97	93-91	(WIN)
1996-97 Overall: 2-0 Home: 1-0 Away: 1-0			
@	02/22/98	90-82	(WIN)
VS.	03/20/98	93-87	(WIN)
1997-98 Overall: 2-0 Home: 1-0 Away: 1-0			
NO GAMES			
1998-99 Overall: 0-0 Home: 0-0 Away: 0-0			
@	12/14/99	102-97	(LOSS)
VS.	02/09/00	115-100	(WIN)
1999-00 Overall: 1-1 Home: 1-0 Away: 0-1			
@	12/16/00	93-85	(WIN)
VS.	01/08/01	88-78	(WIN)
2000-01 Overall: 2-0 Home: 1-0 Away: 1-0			
VS.	01/06/02	92-84	(WIN)
@	01/14/02	85-79	(WIN)
2001-02 Overall: 2-0 Home: 1-0 Away: 1-0			
VS.	12/14/02	101-92	(WIN)
@	01/06/03	99-85	(LOSS)
2002-03 Overall: 1-1 Home: 1-0 Away: 0-1			
@	11/21/03	101-91	(LOSS)
VS.	12/21/03	104-93	(WIN)
2003-04 Overall: 1-1 Home: 1-0 Away: 0-1			
@	01/12/05	98-91	(WIN)
VS.	02/07/05	105-96	(WIN)
2004-05 Overall: 2-0 Home: 1-0 Away: 1-0			

@	01/11/06	110-96	(WIN)
VS.	03/10/06	111-106	(LOSS)
2005-06 Overall: 1-1 Home: 0-1 Away: 1-0			
VS.	12/23/06	105-92	(WIN)
@	01/12/07	118-96	(WIN)
2006-07 Overall: 2-0 Home: 1-0 Away: 1-0			
@	12/07/07	120-113	(LOSS)
VS.	03/07/08	134-99	(LOSS)
2007-08 Overall: 0-2 Home: 0-1 Away: 0-1			
@	12/01/08	130-129	(WIN)
VS.	12/23/08	96-88	(WIN)
2008-09 Overall: 2-0 Home: 1-0 Away: 1-0			
@	01/13/10	115-102	(WIN)
VS.	03/02/10	110-106	(WIN)
2009-10 Overall: 2-0 Home: 1-0 Away: 1-0			
@	12/10/10	106-84	(WIN)
VS.	01/01/11	114-107	(WIN)
2010-11 Overall: 2-0 Home: 1-0 Away: 1-0			
@	01/01/12	111-106	(LOSS)
2011-12 Overall: 0-1 Home: 0-0 Away: 0-1			
VS.	12/12/12	97-95	(LOSS)
@	01/16/13	92-75	(WIN)
2012-13 Overall: 1-1 Home: 0-1 Away: 1-0			

*Overtime

2013-14 VS. HEAT

3/4/14 @ HOU – 8:00

3/16/14 @ MIA – 3:30

DIRECTORY

Owner Leslie Alexander
 Chief Executive Officer Tad Brown
 General Manager Darryl Morey
 Head Coach Kevin McHale
 Assistant Coaches Kelvin Sampson, John-Blair Bickerstaff, Chris Finch, Dean Cooper
 Player Development Coach Greg Buckner
 Senior Consultant Carroll Dawson
 Senior V.P. Basketball Operations/Head Athletic Trainer Keith Jones
 Sports Performance & Rehabilitation Jason Biles, Darryl Eto, Joe Rogowski
 Equipment Manager/Basketball Operations Facilities Manager Anthony Nila
 Sr. Manager of Media & Player Relations Tracey Hughes
 Sr. Manager of Media Services Bob Schranz
 Home Court Toyota Center (18,023)
 Radio SportsTalk 790 (KBME 790 AM), Craig Ackerman, Joel Blank
 Spanish Radio KEYH (850 AM), Adrian Chavarria
 Cable TV Comcast SportsNet Houston, Bill Worrell, Matt Bullard, Clyde Drexler

BACKGROUND

Founded 1967-68 San Diego Rockets, 1971-72 Houston Rockets
 Division Southwest
 2012-13 Record 45-37 (.549) (3rd in Southwest Division)
 All-Time NBA Record 1,901-1,823 (.510)
 2012-13 Playoff Record 2-4 (Lost to Oklahoma City, 4-2, First Round)
 All-Time Playoff Record 118-123 (.490)
 NBA Titles Two (last: 1994-95)
 Conference Titles Four (last: 1994-95)
 Division Titles Five (last: 1996-97)

BY THE NUMBERS

HEAT's largest win: 33, 99-66 @ MIA, 2/9/10
 HEAT's most points: 125 (twice), 125-119 @ MIA, 3/27/11
 HEAT's fewest points: 70, 90-70 (L) @ HOU, 11/11/03

Rockets' largest win: 38, 132-94 @ HOU, 11/19/89
 Rockets' most points: 132, 132-94 @ HOU, 11/19/89
 Rockets' fewest points: 66 (twice), 99-66 (L) @ MIA, 2/9/10

STREAKS

HEAT's Last Win
 Overall: 114-108 @ MIA, 2/6/13
 Home: 114-108, 2/6/13
 Away: 113-110, 11/12/12

HEAT's Last Loss
 Overall: 93-86 @ HOU, 1/17/09
 Home: 107-98, 11/24/08
 Away: 93-86, 1/17/09

Longest Winning Streaks
 Overall: 8 (11/8/95-1/6/00)
 Home: 5 (11/8/95-1/6/00)
 Away: 3 (three times) (last: 1/15/10-present)

Longest Losing Streaks
 Overall: 11 (11/19/89-1/11/95)
 Home: 5 (3/31/91-12/26/94)
 Away: 6 (11/19/89-1/11/95)

ALL-TIME SCORERS

Dwyane Wade (MIA) – 45 @ HOU, 12/29/10
 Hakeem Olajuwon (HOU) – 43 @ MIA, 4/8/89 (OT)

HEAT VS. ROCKETS (27-25, HOME: 16-11, AWAY: 11-14)

VS.	11/11/88	121-100	(LOSS)
@	11/17/88	113-107	(LOSS)
VS.	12/27/88	101-93	(LOSS)
@	01/24/89	118-93	(LOSS)
VS.	*04/08/89	107-104	(WIN)
@	04/22/89	91-89	(WIN)
1988-89 Overall: 2-4 Home: 1-2 Away: 1-2			
VS.	11/14/89	101-99	(WIN)
@	11/19/89	132-94	(LOSS)
1989-90 Overall: 1-1 Home: 1-0 Away: 0-1			
@	11/17/90	117-100	(LOSS)
VS.	03/31/91	123-103	(LOSS)
1990-91 Overall: 0-2 Home: 0-1 Away: 0-1			
VS.	*01/10/92	111-107	(LOSS)
@	03/05/92	114-93	(LOSS)
1991-92 Overall: 0-2 Home: 0-1 Away: 0-1			
VS.	11/27/92	101-93	(LOSS)
@	03/09/93	104-94	(LOSS)
1992-93 Overall: 0-2 Home: 0-1 Away: 0-1			
@	*12/09/93	115-109	(LOSS)
VS.	12/14/93	97-88	(LOSS)
1993-94 Overall: 0-2 Home: 0-1 Away: 0-1			
VS.	12/26/94	101-88	(LOSS)
@	01/11/95	108-97	(WIN)
1994-95 Overall: 0-2 Home: 0-1 Away: 0-1			
VS.	11/08/95	89-82	(WIN)
@	03/16/96	121-97	(WIN)
1995-96 Overall: 2-0 Home: 1-0 Away: 1-0			

@	12/21/96	86-66	(WIN)
VS.	03/16/97	101-80	(WIN)
1996-97 Overall: 2-0 Home: 1-0 Away: 1-0			
@	03/05/98	117-93	(WIN)
VS.	03/29/98	109-77	(WIN)
1997-98 Overall: 2-0 Home: 1-0 Away: 1-0			
VS.	02/20/99	81-71	(WIN)
1998-99 Overall: 1-0 Home: 1-0 Away: 0-0			
VS.	01/06/00	111-99	(WIN)
@	01/23/00	101-88	(LOSS)
1999-00 Overall: 1-1 Home: 1-0 Away: 0-1			
VS.	11/25/00	91-80	(LOSS)
@	01/30/01	103-85	(WIN)
2000-01 Overall: 1-1 Home: 0-1 Away: 1-0			
@	12/15/01	76-73	(WIN)
VS.	**04/09/02	120-117	(WIN)
2001-02 Overall: 2-0 Home: 1-0 Away: 1-0			
VS.	*12/16/02	105-100	(LOSS)
@	02/14/03	94-82	(WIN)
2002-03 Overall: 1-1 Home: 0-1 Away: 1-0			
@	11/11/03	90-70	(LOSS)
VS.	01/26/04	95-81	(WIN)
2003-04 Overall: 1-1 Home: 1-0 Away: 0-1			
VS.	01/30/05	104-95	(WIN)
@	03/22/05	84-82	(LOSS)
2004-05 Overall: 1-1 Home: 1-0 Away: 0-1			

VS.	11/10/05	88-84	(WIN)
@	01/29/06	101-95	(WIN)
2005-06 Overall: 2-0 Home: 1-0 Away: 1-0			
VS.	11/12/06	94-72	(LOSS)
@	02/21/07	112-102	(LOSS)
2006-07 Overall: 0-2 Home: 0-1 Away: 0-1			
VS.	11/23/07	98-91	(WIN)
@	02/21/08	112-100	(LOSS)
2007-08 Overall: 1-1 Home: 1-0 Away: 0-1			
VS.	11/24/08	107-98	(LOSS)
@	01/17/09	93-86	(LOSS)
2008-09 Overall: 0-2 Home: 0-1 Away: 0-1			
@	01/15/10	115-102	(WIN)
VS.	02/09/10	99-66	(WIN)
2009-10 Overall: 2-0 Home: 1-0 Away: 1-0			
@	12/29/10	125-119	(WIN)
VS.	03/27/11	125-119	(WIN)
2010-11 Overall: 2-0 Home: 1-0 Away: 1-0			
VS.	04/22/12	97-88	(WIN)
2011-12 Overall: 1-0 Home: 1-0 Away: 0-0			
@	11/12/12	113-110	(WIN)
VS.	02/06/13	114-108	(WIN)
2012-13 Overall: 2-0 Home: 1-0 Away: 1-0			

*Overtime **Double Overtime

INDIANA PACERS

125 S. Pennsylvania Street, Indianapolis, IN 46204 • (317) 917-2500



2013-14 VS. HEAT

12/10/13 @ IND - 7:00 3/26/14 @ IND - 8:00
12/18/13 @ MIA - 7:00 4/11/14 @ MIA - 7:30

DIRECTORY

Owner, Chairman and CEO.....Herbert Simon
President, Pacers Sports & Entertainment.....Jim Morris
President, Basketball Operations.....Larry Bird
Executive V.P. of Basketball Operations/General Manager.....Kevin Pritchard
Consultant, Basketball Operations.....Donnie Walsh
Head Coach.....Frank Vogel
Associate Head Coach.....Nate McMillan
Assistant Coaches.....Dan Burke, Popeye Jones
Scout/Assistant Coach.....Jimmy Powell
Head Athletic Trainer/Team Administrator.....Josh Corbell
Director, Indiana Pacers Media Relations.....David Benner
Senior Public Information Manager.....Krissey Myers
Public Information Assistant.....Tim Edwards
Home Court.....Banker's Life Fieldhouse (18,165)
Radio.....WFNI, 1070 The Fan (1070 AM), Mark Boyle, Bob Leonard, Kevin Lee
Cable TV.....FSN Indiana, Quinn Buckner, Chris Denari, Austin Croshere, Brooke Olzendam

BACKGROUND

Founded.....1967-68, Entered NBA 1976-77
Division.....Central
2012-13 Record.....49-32 (.605) (1st in the Central Division)
All-Time NBA Record.....1,467-1,518 (.491)
2012-13 Playoff Record.....11-8 (Defeated Atlanta, 4-2, First Round)
(Defeated New York, 4-2, Eastern Conference Semifinals)
(Lost to Miami, 4-3, Eastern Conference Finals)
All-Time NBA Playoff Record.....99-97 (.505)
NBA Titles.....None
Conference Titles.....One (1999-00)
Division Titles.....Five (last: 2012-13)
All-Time ABA Record.....427-317 (.573)
All-Time ABA Playoff Record.....69-50 (.580)
ABA Titles.....Three (last: 1972-73)
ABA Division Titles.....Three (last: 1970-71)

HEAT VS. PACERS (38-53, HOME: 29-16, AWAY: 9-37)

VS.....	**01/15/89	118-117	(WIN)
@.....	03/29/89	96-89	(LOSS)
1988-89 Overall: 1-1 Home: 1-0 Away: 0-1			
@.....	11/10/89	102-98	(LOSS)
VS.....	01/17/90	121-111	(WIN)
@.....	01/26/90	115-105	(LOSS)
VS.....	03/20/90	112-98	(LOSS)
1989-90 Overall: 1-3 Home: 1-1 Away: 0-2			
VS.....	11/10/90	120-105	(WIN)
@.....	11/16/90	106-80	(LOSS)
VS.....	02/01/91	116-113	(WIN)
@.....	03/20/91	117-107	(LOSS)
1990-91 Overall: 2-2 Home: 2-0 Away: 0-2			
@.....	11/23/91	119-83	(LOSS)
VS.....	12/18/91	118-112	(WIN)
@.....	01/18/92	127-103	(LOSS)
VS.....	03/18/92	116-111	(LOSS)
1991-92 Overall: 1-3 Home: 1-1 Away: 0-2			
@.....	11/24/92	114-82	(LOSS)
VS.....	11/25/92	110-93	(WIN)
VS.....	03/07/93	114-89	(WIN)
@.....	04/24/93	94-88	(LOSS)
1992-93 Overall: 2-2 Home: 2-0 Away: 0-2			
@.....	01/19/94	109-92	(LOSS)
VS.....	02/09/94	102-98	(LOSS)
VS.....	04/01/94	101-91	(WIN)
@.....	04/23/94	114-81	(LOSS)
1993-94 Overall: 1-3 Home: 1-1 Away: 0-2			
@.....	12/10/94	117-103	(LOSS)
VS.....	01/24/95	107-96	(WIN)
@.....	02/19/95	106-87	(LOSS)
VS.....	03/21/95	97-95	(WIN)
1994-95 Overall: 2-2 Home: 2-0 Away: 0-2			
VS.....	11/15/95	103-97	(LOSS)
@.....	12/28/95	91-77	(LOSS)
@.....	04/06/96	99-95	(LOSS)
1995-96 Overall: 0-3 Home: 0-1 Away: 0-2			
@.....	11/02/96	97-95	(WIN)
VS.....	12/17/96	103-89	(LOSS)
VS.....	02/13/97	106-90	(WIN)
@.....	04/03/97	92-78	(WIN)
1996-97 Overall: 3-1 Home: 1-1 Away: 2-0			

@.....	11/14/97	82-78	(LOSS)
@.....	12/12/97	104-89	(LOSS)
VS.....	12/28/97	101-90	(WIN)
VS.....	02/11/98	110-101	(LOSS)
1997-98 Overall: 1-3 Home: 1-1 Away: 0-2			
@.....	02/16/99	89-78	(WIN)
@.....	03/07/99	85-72	(LOSS)
VS.....	03/20/99	94-89	(LOSS)
VS.....	04/18/99	92-88	(WIN)
1998-99 Overall: 2-2 Home: 1-1 Away: 1-1			
VS.....	11/09/99	113-101	(WIN)
@.....	01/29/00	94-84	(LOSS)
@.....	03/12/00	105-96	(WIN)
VS.....	04/14/00	105-101	(LOSS)
1999-00 Overall: 2-2 Home: 1-1 Away: 1-1			
VS.....	12/27/00	91-79	(WIN)
@.....	01/13/01	87-71	(LOSS)
VS.....	02/06/01	102-89	(WIN)
2000-01 Overall: 2-1 Home: 2-0 Away: 0-1			
@.....	12/31/01	89-87	(WIN)
VS.....	01/19/02	100-88	(WIN)
@.....	03/22/02	104-94	(LOSS)
@.....	03/31/02	100-81	(LOSS)
2001-02 Overall: 2-2 Home: 1-1 Away: 1-1			
VS.....	11/05/02	83-79	(LOSS)
@.....	01/15/03	104-81	(LOSS)
VS.....	01/27/03	102-95	(LOSS)
@.....	04/06/03	90-69	(LOSS)
2002-03 Overall: 0-4 Home: 0-2 Away: 0-2			
VS.....	01/05/04	87-65	(LOSS)
@.....	02/08/04	97-91	(LOSS)
@.....	03/28/04	87-80	(LOSS)
2003-04 Overall: 0-3 Home: 0-1 Away: 0-2			
VS.....	*01/21/05	106-100	(LOSS)
@.....	*02/23/05	93-91	(LOSS)
@.....	*03/31/05	114-108	(LOSS)
VS.....	04/17/05	84-80	(WIN)
2004-05 Overall: 1-3 Home: 1-1 Away: 0-2			

VS.....	11/03/05	105-102	(LOSS)
@.....	11/09/05	95-90	(LOSS)
VS.....	03/27/06	96-91	(WIN)
2005-06 Overall: 1-2 Home: 1-1 Away: 0-1			
VS.....	01/18/07	104-101	(WIN)
@.....	*01/24/07	96-94	(LOSS)
@.....	03/23/07	95-70	(LOSS)
VS.....	04/13/07	100-96	(WIN)
2006-07 Overall: 2-2 Home: 2-0 Away: 0-2			
@.....	11/02/07	87-85	(LOSS)
VS.....	12/15/07	106-103	(LOSS)
VS.....	01/26/08	98-96	(WIN)
@.....	03/31/08	105-85	(LOSS)
2007-08 Overall: 1-3 Home: 1-1 Away: 0-2			
VS.....	11/22/08	109-100	(WIN)
@.....	01/30/09	114-103	(LOSS)
@.....	03/25/09	90-88	(LOSS)
2008-09 Overall: 1-2 Home: 1-0 Away: 0-2			
@.....	10/30/09	96-83	(WIN)
VS.....	12/27/09	114-80	(WIN)
VS.....	01/19/10	113-83	(WIN)
@.....	*04/02/10	105-96	(WIN)
2009-10 Overall: 4-0 Home: 2-0 Away: 2-0			
VS.....	11/22/10	93-77	(LOSS)
VS.....	02/08/11	117-112	(WIN)
@.....	02/15/11	110-103	(WIN)
2010-11 Overall: 2-1 Home: 2-0 Away: 1-0			
VS.....	01/14/12	118-83	(WIN)
@.....	02/14/12	105-90	(WIN)
VS.....	*03/10/12	93-91	(WIN)
@.....	03/26/12	105-90	(LOSS)
2011-12 Overall: 3-1 Home: 2-0 Away: 1-1			
@.....	01/08/13	87-77	(LOSS)
@.....	02/01/13	102-89	(LOSS)
VS.....	03/10/13	105-91	(WIN)
2012-13 Overall: 1-2 Home: 1-0 Away: 0-2			

*Overtime **Double Overtime





LOS ANGELES CLIPPERS

Los Angeles Clippers Training Center, 6951 South Centinela Avenue, Playa Vista, CA 90094 • (310) 862-6000

2013-14 VS. HEAT

11/7/13 @ MIA - 7:00 2/5/14 @ LAC - 10:30

DIRECTORY

Chairman of the Board, Owner & NBA Governor	Donald Sterling
President & NBA Governor	Andy Roeser
Sr. V.P., Basketball Operations & Head Coach	Glenn "Doc" Rivers
V.P., Basketball Operations	Gary Sacks
Associate Head Coach	Alvin Gentry
Assistant Coaches	Kevin Eastman, Armond Hill, Tyrone Lue, Brendan O'Connor
Player Development	J.P. Clark, Howard Eisley, Dave Severns
Director of Team Administration	Eric Miller
Director of Basketball Operations	Gerald Madkins
Director of International Scouting	Fabrizio Besnati
Head Athletic Trainer	Jasen Powell
Strength & Conditioning Coach	Richard Williams
Assoc. Athletic Trainer/Assoc. Strength & Conditioning	Joe Resendez
V.P., Communications	Seth Burton
Director, Communications and Digital Media	Dennis Rogers
Assistant Director, Communications	Ta'Nisha Cooper
Assistant Director, Communications	Steven Esparza
Communications Assistant	Aubrey Freckman
Digital Media Manager & Communications Coordinator	Eric Patton
Home Court	STAPLES Center (19,060)
Radio	KFWB News Talk (980 AM), Brian Sieman, Ralph Lawler, Michael Smith
Spanish Radio	ESPN Deportes (1330 AM), Celso Gaspar
Cable TV	Prime Ticket, Ralph Lawler, Michael Smith

BACKGROUND

Founded	1970-71 Buffalo Braves, 1977-78 San Diego Clippers, 1984-85 Los Angeles Clippers
Division	Pacific
2012-13 Record	56-26 (.683) (1st in the Pacific Division)
All-Time NBA Record	1,303-2,175 (.375)
2012-13 Playoff Record	2-4 (Lost to Memphis, 4-2, First Round)
All-Time Playoff Record	26-38 (.406)
NBA Titles	None
Conference Titles	None
Division Titles	One (2012-13)

BY THE NUMBERS

HEAT's largest win:43, 126-83 @ MIA, 12/29/94
HEAT's most points:133, 133-117 @ LAC, 3/18/93
HEAT's fewest points:80, 89-80 (L) @ LAC, 12/4/02

Clippers' largest win:20, 111-91 @ MIA, 11/5/88
Clippers' most points:126, 126-124 @ MIA, 1/18/94
Clippers' fewest points:79, 97-79 (L) @ MIA, 2/6/11

STREAKS

HEAT's Last Win

Overall:111-89 @ MIA, 2/8/13
Home:111-89, 2/8/13
Away:100-94, 12/9/07

HEAT's Last Loss

Overall:107-100 @ LAC, 11/14/12
Home:99-98, 3/10/08
Away:107-100, 11/14/12

Longest Winning Streaks

Overall:9 (12/30/95-2/13/01)
Home:6 (12/29/94-2/13/01)
Away:4 (twice) (last: 11/27/96-12/13/00)

Longest Losing Streaks

Overall:4 (12/4/01-12/4/02)
Home:2 (twice) (last: 1/3/07-3/10/08)
Away:5 (11/29/08-present)

ALL-TIME SCORERS

Glenn Rice (MIA) - 45 @ LAC, 3/17/95
Elton Brand (LAC) - 37 @ LAC, 12/5/05

HEAT VS. CLIPPERS (30-19, HOME: 17-7, AWAY: 13-12)

VS.11/05/88	111-91	(LOSS)
@12/14/88	89-88	(WIN)
VS.02/24/89	111-91	(WIN)
@03/15/89	109-103	(WIN)
1988-89 Overall:	3-1	Home: 1-1 Away: 2-0
VS.02/02/90	126-91	(WIN)
@03/14/90	113-108	(WIN)
1989-90 Overall:	2-0	Home: 1-0 Away: 1-0
@12/30/90	112-97	(WIN)
VS.03/05/91	116-113	(WIN)
1990-91 Overall:	2-0	Home: 1-0 Away: 1-0
@02/28/92	108-92	(LOSS)
VS.03/03/92	117-116	(LOSS)
1991-92 Overall:	0-2	Home: 0-1 Away: 0-1
VS.03/05/93	109-105	(WIN)
@03/18/93	133-117	(WIN)
1992-93 Overall:	2-0	Home: 1-0 Away: 1-0
@01/08/94	109-90	(WIN)
VS.01/18/94	126-124	(LOSS)
1993-94 Overall:	1-1	Home: 0-1 Away: 1-0
VS.12/29/94	126-83	(WIN)
@03/17/95	120-98	(WIN)
1994-95 Overall:	2-0	Home: 1-0 Away: 1-0
@12/14/95	89-84	(LOSS)
VS.12/30/95	105-96	(WIN)
1995-96 Overall:	1-1	Home: 1-0 Away: 0-1

@11/27/96	98-82	(WIN)
VS.04/01/97	97-87	(WIN)
1996-97 Overall:	2-0	Home: 1-0 Away: 1-0
VS.11/19/97	122-113	(WIN)
@02/19/98	89-80	(WIN)
1997-98 Overall:	2-0	Home: 1-0 Away: 1-0
NO GAMES		
1998-99 Overall:	0-0	Home: 0-0 Away: 0-0
@12/06/99	99-91	(WIN)
VS.02/15/00	107-88	(WIN)
1999-00 Overall:	2-0	Home: 1-0 Away: 1-0
@12/13/00	94-88	(WIN)
VS.02/13/01	101-99	(WIN)
2000-01 Overall:	2-0	Home: 1-0 Away: 1-0
@12/04/01	87-83	(LOSS)
VS.02/20/02	81-71	(LOSS)
2001-02 Overall:	0-2	Home: 0-1 Away: 0-1
VS.11/12/02	101-82	(LOSS)
@12/04/02	89-80	(LOSS)
2002-03 Overall:	0-2	Home: 0-1 Away: 0-1
@01/16/04	87-85	(WIN)
VS.01/30/04	97-88	(WIN)
2003-04 Overall:	2-0	Home: 1-0 Away: 1-0
@01/14/05	114-112	(LOSS)
VS.02/16/05	113-95	(WIN)
2004-05 Overall:	1-1	Home: 1-0 Away: 0-1

@12/05/05	99-89	(LOSS)
VS.01/30/06	118-114	(WIN)
2005-06 Overall:	1-1	Home: 1-0 Away: 0-1
@12/05/06	101-97	(LOSS)
VS.01/03/07	110-95	(LOSS)
2006-07 Overall:	0-2	Home: 0-1 Away: 0-1
@12/09/07	100-94	(WIN)
VS.03/10/08	99-98	(LOSS)
2007-08 Overall:	1-1	Home: 0-1 Away: 1-0
@11/29/08	97-96	(LOSS)
VS.02/02/09	119-95	(WIN)
2008-09 Overall:	1-1	Home: 1-0 Away: 0-1
@01/10/10	94-84	(LOSS)
VS.03/10/10	108-87	(WIN)
2009-10 Overall:	1-1	Home: 1-0 Away: 0-1
@11/14/12	111-105	(LOSS)
VS.02/06/11	97-79	(WIN)
2010-11 Overall:	1-1	Home: 1-0 Away: 0-1
@01/11/12	95-89	(LOSS)
2011-12 Overall:	0-1	Home: 0-0 Away: 0-1
@11/14/12	107-100	(LOSS)
VS.02/08/13	111-89	(WIN)
2012-13 Overall:	1-1	Home: 1-0 Away: 0-1

*Overtime **Double Overtime

LOS ANGELES LAKERS



555 North Nash Street, El Segundo, CA 90245 • (310) 426-6000

2013-14 VS. HEAT

12/25/13 @ LAL - 5:00 1/23/14 @ MIA - 8:00

DIRECTORY

President, Governor.....	Jeanie Buss
Executive V.P., Basketball Operations/Alternate Governor.....	Jim Buss
General Manager.....	Mitch Kupchak
Head Coach.....	Mike D'Antoni
Assistant Coaches.....	Dan D'Antoni, Kurt Rambis, Johnny Davis
Player Development Coaches.....	Mark Madsen, Larry Lewis
Athletic Trainer.....	Gary Vitti
Strength & Conditioning Coach.....	Tim DiFrancesco
Equipment Manager.....	Carlos Maples
V.P., Public Relations.....	John Black
Senior Manager, Public Relations.....	Alison Bogli
Manager, Public Relations.....	Calder Hynes
Coordinator, Public Relations.....	Daniel Ramirez
Assistant, Public Relations.....	Matt Fleer
Home Court.....	STAPLES Center (18,997)
Radio.....	ESPN Radio (710 AM), John Ireland, Mychal Thompson
Spanish Radio.....	ESPN Deportes (1330 AM), Fernando Gonzalez, Jose "Pepe" Mantilla
Cable TV.....	Time Warner Cable SportsNet, Bill Macdonald, Stu Lantz
Spanish TV.....	Time Warner Cable Deportes, Adrian Garcia Marquez, Francisco Pinto

BACKGROUND

Founded.....	1948-49 Minneapolis Lakers, 1960-61 Los Angeles Lakers
Division.....	Pacific
2012-13 Record.....	45-37 (.549) (3rd in the Pacific Division)
All-Time NBA Record.....	3,170-1,953 (.619)
2012-13 Playoff Record.....	0-4 (Lost to San Antonio, 4-0, First Round)
All-Time Playoff Record.....	438-296 (.597)
NBA Titles.....	16 (last: 2009-10)
Conference Titles.....	31 (last: 2009-10)
Division Titles.....	32 (last: 2011-12)

BY THE NUMBERS

HEAT's largest win:17 (twice), 103-86 @ MIA, 11/25/97
HEAT's most points: ..118, 124-118 (OT-L) @ LAL, 1/15/07
HEAT's fewest points:75, 102-75 (L) @ MIA, 12/13/89

Lakers' largest win:47, 138-91 @ MIA, 11/23/88
Lakers' most points:138, 138-91 @ MIA, 11/23/88
Lakers' fewest points:80, 96-80 (L) @ LAL, 12/25/10

STREAKS

HEAT's Last Win	
Overall:	107-97 @ MIA, 2/10/13
Home:	107-97, 2/10/13
Away:	99-90, 1/17/13
HEAT's Last Loss	
Overall:	93-83 @ LAL, 3/4/12
Home:	104-94, 2/10/08
Away:	93-83, 3/4/12
Longest Winning Streaks	
Overall:	4 (3/4/10-1/19/12)
Home:	5 (12/19/08-present)
Away:	2 (1/21/01-1/16/02)
Longest Losing Streaks	
Overall:	10 (11/23/88-1/5/92)
Home:	5 (11/23/88-11/27/91)
Away:	6 (3/21/94-3/5/00)

ALL-TIME SCORERS

Dwyane Wade (MIA) - 40 @ MIA, 12/25/06
Kobe Bryant (LAL) - 42 @ LAL, 12/25/04 (OT)

HEAT VS. LAKERS (20-30, HOME: 14-11, AWAY: 6-19)

VS.....	11/23/88.....	138-91.....	(LOSS)
@.....	01/06/89.....	118-86.....	(LOSS)
VS.....	03/08/89.....	127-87.....	(LOSS)
@.....	04/16/89.....	121-108.....	(LOSS)
1988-89 Overall:	0-4	Home: 0-2	Away: 0-2
VS.....	12/13/89.....	102-75.....	(LOSS)
@.....	01/07/90.....	132-93.....	(LOSS)
1989-90 Overall:	0-2	Home: 0-1	Away: 0-1
VS.....	03/12/91.....	102-95.....	(LOSS)
@.....	04/05/91.....	108-87.....	(LOSS)
1990-91 Overall:	0-2	Home: 0-1	Away: 0-1
VS.....	11/27/91.....	89-87.....	(LOSS)
@.....	01/05/92.....	123-111.....	(LOSS)
1991-92 Overall:	0-2	Home: 0-1	Away: 0-1
VS.....	12/28/92.....	107-96.....	(WIN)
@.....	01/10/93.....	101-89.....	(WIN)
1992-93 Overall:	2-0	Home: 1-0	Away: 1-0
VS.....	12/23/93.....	109-92.....	(WIN)
@.....	03/21/94.....	84-81.....	(LOSS)
1993-94 Overall:	1-1	Home: 1-0	Away: 0-1
@.....	01/08/95.....	122-105.....	(LOSS)
VS.....	03/07/95.....	110-104.....	(WIN)
1994-95 Overall:	1-1	Home: 1-0	Away: 0-1
@.....	01/15/96.....	96-88.....	(LOSS)
VS.....	03/27/96.....	106-95.....	(LOSS)
1995-96 Overall:	0-2	Home: 0-1	Away: 0-1

@.....	01/10/97.....	94-85.....	(LOSS)
VS.....	03/21/97.....	98-97.....	(WIN)
1996-97 Overall:	1-1	Home: 1-0	Away: 0-1
VS.....	11/25/97.....	103-86.....	(WIN)
@.....	01/17/98.....	108-99.....	(LOSS)
1997-98 Overall:	1-1	Home: 1-0	Away: 0-1
NO GAMES			
1998-99 Overall:	0-0	Home: 0-0	Away: 0-0
@.....	03/05/00.....	93-80.....	(LOSS)
VS.....	03/20/00.....	100-89.....	(LOSS)
1999-00 Overall:	0-2	Home: 0-1	Away: 0-1
VS.....	12/19/00.....	81-79.....	(LOSS)
@.....	01/21/01.....	103-92.....	(WIN)
2000-01 Overall:	1-1	Home: 0-1	Away: 1-0
@.....	01/16/02.....	102-96.....	(WIN)
VS.....	04/07/02.....	96-88.....	(LOSS)
2001-02 Overall:	1-1	Home: 0-1	Away: 1-0
VS.....	11/26/02.....	97-85.....	(WIN)
@.....	01/12/03.....	106-81.....	(LOSS)
2002-03 Overall:	1-1	Home: 1-0	Away: 0-1
@.....	11/16/03.....	99-77.....	(LOSS)
VS.....	02/10/04.....	98-83.....	(LOSS)
2003-04 Overall:	0-2	Home: 0-1	Away: 0-1
@.....	*12/25/04.....	104-102.....	(WIN)
VS.....	03/17/05.....	102-89.....	(WIN)
2004-05 Overall:	2-0	Home: 1-0	Away: 1-0

VS.....	12/25/05.....	97-92.....	(WIN)
@.....	01/16/06.....	100-92.....	(LOSS)
2005-06 Overall:	1-1	Home: 1-0	Away: 0-1
VS.....	12/25/06.....	101-85.....	(WIN)
@.....	*01/15/07.....	124-118.....	(LOSS)
2006-07 Overall:	1-1	Home: 1-0	Away: 0-1
VS.....	02/10/08.....	104-94.....	(LOSS)
@.....	02/28/08.....	106-88.....	(LOSS)
2007-08 Overall:	0-2	Home: 0-1	Away: 0-1
VS.....	12/19/08.....	89-87.....	(WIN)
@.....	01/11/09.....	108-105.....	(LOSS)
2008-09 Overall:	1-1	Home: 1-0	Away: 0-1
@.....	12/04/09.....	108-107.....	(LOSS)
VS.....	*03/04/10.....	114-111.....	(WIN)
2009-10 Overall:	1-1	Home: 1-0	Away: 0-1
@.....	12/25/10.....	96-80.....	(WIN)
VS.....	03/10/11.....	94-88.....	(WIN)
2010-11 Overall:	2-0	Home: 1-0	Away: 1-0
VS.....	01/19/12.....	98-87.....	(WIN)
@.....	03/04/12.....	93-83.....	(LOSS)
2011-12 Overall:	1-1	Home: 1-0	Away: 0-1
@.....	01/17/13.....	99-90.....	(WIN)
VS.....	02/10/13.....	107-97.....	(WIN)
2012-13 Overall:	2-0	Home: 1-0	Away: 1-0

*Overtime



MEMPHIS GRIZZLIES

191 Beale Street, Memphis, TN 38103 • (901) 205-1234

2013-14 VS. HEAT

3/21/14 @ MIA - 7:30

4/9/14 @ MEM - 8:00

DIRECTORY

Chairman & Controlling Owner	Robert Pera
CEO	Jason Levien
General Manager	Chris Wallace
V.P., Basketball Operations	John Hollinger
Director of Player Personnel & Basketball Development	Stu Lash
Team Counsel	David Minberg
Head Coach	Dave Joerg
Assistant Coaches	Elston Turner, Duane Ticknor, Bob Thornton, Shawn Respert
Head Athletic Trainer	Drew Graham
Athletic Performance Coach	Chattin Hill
Asst. Athletic Trainer	Jim Scholler
Director of Team Operations	Chantal Hassard
Advance Scout	Jason March
Video Coordinator/Player Development	Steve Jones
Asst. Video Coordinator/Player Development	Mark Stanford
Equipment Manager	Charles Sweeney
Asst. Equipment Manager	Vince Ford
Communications & Publications Director	Jason Wallace
Basketball Communications & Publications Coordinator	Ross Wooden
Corporate Communications Coordinator	Toiaya Crawford
Home Court	FedExForum (18,119)
Radio	WMFS ESPN (92.9 FM/680 AM), Eric Hasseltine, Hank McDowell, Elliot Perry
Cable TV	SportsSouth, Pete Pranic, Sean Tuohy, Brevin Knight, Rob Fischer

BACKGROUND

Founded	1995-96 Vancouver Grizzlies, 2001-02 Memphis Grizzlies
Division	Southwest
2012-13 Record	56-26 (.683) (2nd in the Southwest Division)
All-Time NBA Record	547-881 (.383)
2012-13 Playoff Record	8-7 (Defeated L.A. Clippers, 4-2, First Round) (Defeated Oklahoma City, 4-1, Western Conference Semifinals) (Lost to San Antonio, 4-0, Western Conference Finals)
All-Time Playoff Record	18-29 (.383)
NBA Titles	None
Conference Titles	None
Division Titles	None

BY THE NUMBERS

HEAT's largest win:33, 118-85 @ MIA, 3/12/11
HEAT's most points:118, 118-85 @ MIA, 3/12/11
HEAT's fewest points:65, 69-65 (L) @ VAN, 1/13/96

Grizzlies' largest win:28, 118-90 @ MIA, 12/13/09
Grizzlies' most points:126, 126-116 (OT) @ MEM, 2/28/03
Grizzlies' fewest points:69, 69-65 @ VAN, 1/13/96

STREAKS

HEAT's Last Win

Overall:99-91 @ MIA, 3/1/13
Home:99-91, 3/1/13
Away:100-87 (2 OT), 2/19/10

HEAT's Last Loss

Overall:104-86 @ MEM, 11/11/12
Home:97-82, 4/6/12
Away:104-86, 11/11/12

Longest Winning Streaks

Overall:4 (twice) (last: 11/2/05-12/16/06)
Home:4 (12/12/03-12/16/06)
Away:5 (11/20/96-3/9/02)

Longest Losing Streaks

Overall:3 (1/6/08-12/14/08)
Home:2 (12/28/01-12/10/02)
Away:3 (2/28/03-4/8/05)

ALL-TIME SCORERS

Dwyane Wade (MIA) - 41 @ MIA, 12/16/06
Rudy Gay (MEM) - 41 @ MIA, 12/13/09

HEAT VS. GRIZZLIES (19-14, HOME: 11-6, AWAY: 8-8)

VS.11/25/95	111-91	(WIN)
@01/13/96	69-65	(LOSS)
1995-96 Overall: 1-1	Home: 1-0	Away: 0-1
@11/20/96	94-75	(WIN)
VS.03/14/97	88-82	(WIN)
1996-97 Overall: 2-0	Home: 1-0	Away: 1-0
@01/11/98	96-90	(WIN)
VS.03/18/98	94-91	(WIN)
1997-98 Overall: 2-0	Home: 1-0	Away: 1-0
NO GAMES		
1998-99 Overall: 0-0	Home: 0-0	Away: 0-0
VS.01/04/00	91-87	(LOSS)
@01/16/00	94-83	(WIN)
1999-00 Overall: 1-1	Home: 0-1	Away: 1-0
@01/19/01	97-86	(WIN)
VS.03/17/01	95-81	(WIN)
2000-01 Overall: 2-0	Home: 1-0	Away: 1-0
VS.12/28/01	91-86	(LOSS)
@03/09/02	93-88	(WIN)
2001-02 Overall: 1-1	Home: 0-1	Away: 1-0
VS.12/10/02	107-96	(LOSS)
@10/28/03	126-116	(LOSS)
2002-03 Overall: 0-2	Home: 0-1	Away: 0-1
VS.12/12/03	91-88	(WIN)
@12/19/03	97-83	(LOSS)
2003-04 Overall: 1-1	Home: 1-0	Away: 0-1

VS.12/10/04	92-84	(WIN)
@04/08/05	97-81	(LOSS)
2004-05 Overall: 1-1	Home: 1-0	Away: 0-1
@11/02/05	97-78	(WIN)
VS.01/24/06	94-82	(WIN)
2005-06 Overall: 2-0	Home: 1-0	Away: 1-0
@12/02/06	98-97	(WIN)
VS.12/16/06	98-90	(WIN)
2006-07 Overall: 2-0	Home: 1-0	Away: 1-0
@01/06/08	101-94	(LOSS)
VS.04/11/08	96-91	(LOSS)
2007-08 Overall: 0-2	Home: 0-1	Away: 0-1
@12/14/08	102-86	(LOSS)
VS.03/23/09	94-82	(WIN)
2008-09 Overall: 1-1	Home: 1-0	Away: 0-1
VS.12/13/09	118-90	(LOSS)
@10/29/10	100-87	(WIN)
2009-10 Overall: 1-1	Home: 0-1	Away: 1-0
@11/20/10	97-95	(LOSS)
VS.03/12/11	118-85	(WIN)
2010-11 Overall: 1-1	Home: 1-0	Away: 0-1
VS.04/06/12	97-82	(LOSS)
2011-12 Overall: 0-1	Home: 0-1	Away: 0-0
@11/11/12	104-86	(LOSS)
VS.03/01/13	98-91	(WIN)
2012-13 Overall: 1-1	Home: 1-0	Away: 0-1

*Overtime **Double Overtime

MILWAUKEE BUCKS

1001 N. Fourth Street, Milwaukee, WI 53203-1312 • (414) 227-0500



2013-14 VS. HEAT

11/12/13 @ MIA - 7:30 4/2/14 @ MIA - 7:30
3/29/14 @ MIL - 8:30

DIRECTORY

President.....Herb Kohl
General Manager.....John Hammond
Asst. General Manager.....David Morway
Director of Player Personnel.....Dave Babcock
Director of Scouting.....Billy McKinney
Head Coach.....Larry Drew
Asst. Coaches.....Jim Cleamons, Bob Bender, Nick Van Excel, Scott Williams, Josh Oppenheimer
Head Athletic Trainer.....Scott Barthloma
Director of Physical Therapy, Athletic Trainer.....Chris McKenzie
Strength & Conditioning Coach.....Robert Hackett
Equipment Manager.....Jay Namoc
V.P. Public Relations.....Dan Smyczek
Public Relations Manager.....Mark Rosenberg
Public Relations Coordinator.....Kristen Deahl
Home Court.....BMO Harris Bradley Center (18,717)
Radio.....WTMJ (620 AM), Ted Davis, Dennis Krause
Cable TV.....FOX Sports Wisconsin, Jim Paschke, Jon McGlocklin

BACKGROUND

Founded.....1968-69
Division.....Central
2012-13 Record.....38-44 (463) (3rd in the Central Division)
All-Time NBA Record.....1,894-1,748 (.520)
2012-13 Playoff Record.....0-4 (Lost to Miami, 4-0, First Round)
All-Time Playoff Record.....104-118 (.468)
NBA Titles.....One (1970-71)
Conference Titles.....Two (last: 1973-74)
Division Titles.....13 (last: 2000-01)

BY THE NUMBERS

HEAT's largest win:.....39, 110-71 @ MIA, 3/14/05
HEAT's most points:.....134, 134-115 @ MIA, 1/15/92
HEAT's fewest points:.....71, 94-71 (L) @ MIA, 2/27/10

Bucks' largest win:.....26 (3 times), 121-95 @ MIL, 12/20/06
Bucks' most points:.....127, 127-101 @ MIL, 1/21/90
Bucks' fewest points:.....71, 110-71 (L) @ MIA, 3/14/05

STREAKS

HEAT's Last Win
Overall:.....94-83 @ MIA, 4/9/13
Home:.....94-83, 4/9/13
Away:.....107-94, 3/15/13
HEAT's Last Loss
Overall:.....104-85 @ MIL, 12/29/12
Home:.....91-82, 1/22/12
Away:.....104-85, 12/29/12
Longest Winning Streaks
Overall:.....17 (4/8/93-3/1/97)
Home:.....8 (4/12/93-2/6/97)
Away:.....12 (4/8/93-3/24/99)
Longest Losing Streaks
Overall:.....5 (3/4/03-2/29/04)
Home:.....2 (4 times) (last: 4/6/11-1/22/12)
Away:.....3 (twice) (last: 3/30/03-2/29/04)

ALL-TIME SCORERS

LeBron James (MIA) - 40 @ MIL, 2/1/12
Mo Williams (MIL) - 38 @ MIL, 2/3/07

HEAT VS. BUCKS (57-34, HOME: 28-16, AWAY: 29-18)

@.....11/26/88.....103-93.....(LOSS)
VS.....01/13/89.....107-101.....(LOSS)
1988-89 Overall: 0-2 Home: 0-1 Away: 0-1

@.....12/16/89.....99-96.....(WIN)
@.....01/21/90.....127-101.....(LOSS)
VS.....02/25/90.....113-108.....(LOSS)
VS.....03/25/90.....105-102.....(WIN)
1989-90 Overall: 2-2 Home: 1-1 Away: 1-1

VS.....11/06/90.....106-94.....(LOSS)
@.....02/19/91.....116-90.....(LOSS)
VS.....02/26/91.....119-106.....(LOSS)
@.....03/19/91.....101-88.....(LOSS)
1990-91 Overall: 0-4 Home: 0-2 Away: 0-2

VS.....11/16/91.....120-116.....(WIN)
VS.....01/15/92.....134-115.....(WIN)
@.....02/20/92.....111-109.....(WIN)
VS.....04/16/92.....95-87.....(WIN)
1991-92 Overall: 4-0 Home: 2-0 Away: 2-0

@.....12/02/92.....100-97.....(LOSS)
VS.....01/28/93.....109-87.....(LOSS)
@.....04/08/93.....117-92.....(WIN)
VS.....04/12/93.....106-93.....(WIN)
1992-93 Overall: 2-2 Home: 1-1 Away: 1-1

VS.....11/11/93.....116-103.....(WIN)
@.....02/01/94.....88-82.....(WIN)
@.....03/01/94.....110-102.....(WIN)
VS.....03/15/94.....101-94.....(WIN)
1993-94 Overall: 4-0 Home: 2-0 Away: 2-0

VS.....11/21/94.....122-112.....(WIN)
@.....01/27/95.....96-87.....(WIN)
VS.....02/14/95.....112-99.....(WIN)
@.....02/28/95.....95-85.....(WIN)
1994-95 Overall: 4-0 Home: 2-0 Away: 2-0

@.....03/22/96.....122-106.....(WIN)
VS.....04/11/96.....115-105.....(WIN)
@.....04/19/96.....106-100.....(WIN)
1995-96 Overall: 3-0 Home: 1-0 Away: 2-0

VS.....11/08/96.....101-89.....(WIN)
@.....12/29/96.....95-94.....(WIN)
VS.....02/06/97.....102-90.....(WIN)
@.....03/11/97.....108-93.....(WIN)
1996-97 Overall: 4-0 Home: 2-0 Away: 2-0

VS.....11/29/97.....93-87.....(LOSS)
@.....12/13/97.....87-84.....(WIN)
@.....02/05/98.....91-87.....(WIN)
VS.....03/27/98.....102-77.....(WIN)
1997-98 Overall: 3-1 Home: 1-1 Away: 2-0

@.....03/24/99.....84-76.....(WIN)
VS.....04/11/99.....95-92.....(WIN)
@.....04/14/99.....98-86.....(LOSS)
1998-99 Overall: 2-1 Home: 1-0 Away: 1-1

VS.....12/16/99.....96-95.....(LOSS)
@.....12/26/99.....93-85.....(LOSS)
VS.....03/14/00.....108-104.....(WIN)
@.....03/24/00.....99-87.....(WIN)
1999-00 Overall: 2-2 Home: 1-1 Away: 1-1

VS.....11/28/00.....102-101.....(LOSS)
@.....03/29/01.....104-99.....(LOSS)
VS.....04/17/01.....91-89.....(WIN)
2000-01 Overall: 1-2 Home: 1-1 Away: 0-1

@.....11/08/01.....86-84.....(LOSS)
VS.....12/11/01.....99-97.....(WIN)
@.....12/15/02.....90-88.....(WIN)
VS.....04/05/02.....102-97.....(WIN)
2001-02 Overall: 3-1 Home: 2-0 Away: 1-1

@.....11/19/02.....97-93.....(WIN)
VS.....03/04/03.....100-91.....(LOSS)
@.....03/30/03.....109-87.....(LOSS)
VS.....03/31/03.....91-86.....(LOSS)
2002-03 Overall: 1-3 Home: 0-2 Away: 1-1

@.....01/09/04.....103-94.....(LOSS)
@.....02/29/04.....108-104.....(LOSS)
VS.....03/04/04.....104-98.....(WIN)
2003-04 Overall: 1-2 Home: 1-0 Away: 0-2

VS.....11/14/04.....112-110.....(WIN)
@.....11/17/04.....113-106.....(WIN)
@.....12/08/04.....101-96.....(WIN)
VS.....03/14/05.....110-71.....(WIN)
2004-05 Overall: 4-0 Home: 2-0 Away: 2-0

@.....11/05/05.....105-100.....(LOSS)
@.....12/14/05.....100-83.....(WIN)
VS.....12/27/05.....109-98.....(WIN)
VS.....04/04/06.....115-89.....(WIN)
2005-06 Overall: 3-1 Home: 2-0 Away: 1-1

@.....12/20/06.....121-95.....(LOSS)
VS.....01/30/07.....110-80.....(WIN)
@.....02/03/07.....117-98.....(WIN)
2006-07 Overall: 2-1 Home: 1-0 Away: 1-1

VS.....01/02/08.....103-98.....(LOSS)
@.....01/09/08.....106-92.....(LOSS)
@.....03/18/08.....112-106.....(WIN)
VS.....03/24/08.....78-73.....(WIN)
2007-08 Overall: 2-2 Home: 1-1 Away: 1-1

VS.....12/15/08.....98-83.....(LOSS)
@.....01/14/09.....102-99.....(WIN)
VS.....03/28/09.....102-85.....(WIN)
2008-09 Overall: 2-1 Home: 1-1 Away: 1-0

@.....01/30/10.....95-84.....(LOSS)
VS.....02/01/10.....97-81.....(LOSS)
VS.....02/27/10.....94-71.....(LOSS)
@.....03/26/10.....87-74.....(WIN)
2009-10 Overall: 1-3 Home: 0-2 Away: 1-1

@.....12/06/10.....88-78.....(WIN)
VS.....01/04/11.....101-89.....(WIN)
@.....01/07/11.....101-95.....(WIN)
VS.....04/06/11.....90-85.....(LOSS)
2010-11 Overall: 3-1 Home: 0-1 Away: 2-0

VS.....01/22/12.....91-82.....(LOSS)
@.....02/01/12.....105-97.....(LOSS)
@.....02/13/12.....114-96.....(WIN)
2011-12 Overall: 1-2 Home: 0-1 Away: 1-1

VS.....11/21/12.....113-106.....(WIN)
@.....12/29/12.....104-85.....(LOSS)
@.....03/15/13.....107-94.....(WIN)
VS.....04/08/13.....91-82.....(WIN)
2012-13 Overall: 3-1 Home: 2-0 Away: 1-1

*Overtime **Double Overtime



MINNESOTA TIMBERWOLVES

600 First Avenue North, Minneapolis, MN 55403 • (612) 673-1600

2013-14 VS. HEAT

12/7/13 @ MIN - 8:00

4/4/14 @ MIA - 7:30

DIRECTORY

Owner	Glen Taylor
Chief Executive Officer	Rob Moor
President	Chris Wright
President, Basketball Operations & Minority Owner	Phil "Flip" Saunders
Head Coach	Rick Adelman
Assistant Coaches	Terry Porter, Jack Sikma, T.R. Dunn, David Adelman
Player Development Coach	Bobby Jackson
V.P., Basketball Operations	Rob Babcock
General Manager	Milt Newton
Head Athletic Trainer	Gregg Farnam
Director of Athletic Therapy	Mark Kyger
Asst. Athletic Trainer/Asst. Strength & Conditioning Coach	David Crewe
V.P., Communications	Brad Ruitter
Public Relations Manager	Aaron Seehusen
Communications Manager	Dan Bell
Home Court	Target Center (19,356)
Radio	WCCO (830 AM), Alan Horton
Cable TV	FOX Sports North, Dave Benz, Jim Petersen

BACKGROUND

Founded	1989-90
Division	Northwest
2012-13 Record	31-51 (.378) (5th in Northwest Division)
All-Time NBA Record	762-1,158 (.397)
2012-13 Playoff Record	None
2011 Playoff Record	17-30 (.362)
NBA Titles	None
Conference Titles	None
Division Titles	One (2003-04)

BY THE NUMBERS

HEAT's largest win: 41, 113-72 @ MIA, 3/5/96
 HEAT's most points:..... 129, 129-97 @ MIA, 11/2/01
 HEAT's fewest points: 73, 80-73 (L) @ MIA, 11/20/01

Timberwolves' largest win: 17 (twice),
 108-91 @ MIN, 3/25/03

Timberwolves' most points... 111, 111-104 @ MIA, 2/18/09
 Timberwolves' fewest points... 70, 97-70 (L) @ MIA, 1/1/06

STREAKS

HEAT's Last Win

Overall: 97-81 @ MIN, 3/4/13
 Home: 103-92, 12/18/12

Away: 97-81, 3/4/13

HEAT's Last Loss

Overall: 91-88 @ MIA, 2/23/10
 Home: 91-88, 2/23/10

Away: 101-91, 1/8/08

Longest Winning Streaks

Overall: 7 (1/20/92-1/5/95)
 Home: 5 (1/20/92-3/5/96)

Away: 5 (1/13/09-present)

Longest Losing Streaks

Overall: 4 (3/12/01-3/25/03)
 Home: 2 (twice) (last: 2/18/09-2/23/10)

Away: 6 (3/12/01-3/21/06)

ALL-TIME SCORERS

Dwyane Wade (MIA) - 39 @ MIN, 4/3/10
 Isaiah Rider (MIN) - 38 @ MIN, 2/26/95

HEAT VS. TIMBERWOLVES (27-19, HOME: 15-7, AWAY: 12-12)

VS. 11/29/89	105-100	(LOSS)
@ 12/15/89	95-84	(WIN)
1989-90 Overall: 1-1 Home: 0-1 Away: 1-0		
VS. 01/11/91	108-107	(LOSS)
@ 03/17/91	90-87	(LOSS)
1990-91 Overall: 0-2 Home: 0-1 Away: 0-1		
VS. 01/20/92	121-106	(WIN)
@ 03/25/92	105-97	(WIN)
1991-92 Overall: 2-0 Home: 1-0 Away: 1-0		
@ 02/10/93	101-90	(WIN)
VS. 02/28/93	105-93	(WIN)
1992-93 Overall: 2-0 Home: 1-0 Away: 1-0		
@ 03/02/94	108-100	(WIN)
VS. 04/19/94	126-99	(WIN)
1993-94 Overall: 2-0 Home: 1-0 Away: 1-0		
VS. 01/05/95	114-91	(WIN)
@ 02/26/95	106-99	(LOSS)
1994-95 Overall: 1-1 Home: 1-0 Away: 0-1		
@ 03/03/96	89-87	(LOSS)
VS. 03/05/96	113-72	(WIN)
1995-96 Overall: 1-1 Home: 1-0 Away: 0-1		
@ 03/23/97	113-108	(WIN)
VS. 04/14/97	95-87	(LOSS)
1996-97 Overall: 1-1 Home: 0-1 Away: 1-0		

VS. 02/17/98	110-84	(WIN)
@ 04/07/98	92-89	(LOSS)
1997-98 Overall: 1-1 Home: 1-0 Away: 0-1		
@ 03/26/99	100-93	(LOSS)
1998-99 Overall: 0-1 Home: 0-0 Away: 0-1		
VS. 12/28/99	89-78	(WIN)
@ 01/11/00	116-106	(WIN)
1999-00 Overall: 2-0 Home: 1-0 Away: 1-0		
VS. 03/09/01	86-79	(WIN)
@ 03/12/01	94-77	(LOSS)
2000-01 Overall: 1-1 Home: 1-0 Away: 0-1		
VS. 11/20/01	80-73	(LOSS)
@ 02/17/02	93-80	(LOSS)
2001-02 Overall: 0-2 Home: 0-1 Away: 0-1		
@ 03/25/03	108-91	(LOSS)
VS. 03/28/03	111-84	(WIN)
2002-03 Overall: 1-1 Home: 1-0 Away: 0-1		
VS. 11/08/03	88-79	(LOSS)
@ 01/10/04	83-77	(LOSS)
2003-04 Overall: 0-2 Home: 0-1 Away: 0-1		
@ 11/16/04	108-97	(LOSS)
VS. 03/10/05	107-90	(WIN)
2004-05 Overall: 1-1 Home: 1-0 Away: 0-1		

VS. 01/01/06	97-70	(WIN)
@ 03/21/06	100-96	(LOSS)
2005-06 Overall: 1-1 Home: 1-0 Away: 0-1		
VS. 03/09/07	105-91	(WIN)
@ 03/30/07	92-77	(WIN)
2006-07 Overall: 2-0 Home: 1-0 Away: 1-0		
VS. 12/17/07	91-87	(WIN)
@ 01/08/08	101-91	(LOSS)
2007-08 Overall: 1-1 Home: 1-0 Away: 0-1		
@ 01/13/09	99-96	(WIN)
VS. 02/18/09	111-104	(LOSS)
2008-09 Overall: 1-1 Home: 0-1 Away: 1-0		
VS. 02/23/10	91-88	(LOSS)
@ 04/03/10	97-84	(WIN)
2009-10 Overall: 1-1 Home: 0-1 Away: 1-0		
VS. 11/02/10	129-97	(WIN)
@ 04/01/11	111-92	(WIN)
2010-11 Overall: 2-0 Home: 1-0 Away: 1-0		
@ 12/30/11	103-101	(WIN)
2011-12 Overall: 1-0 Home: 0-0 Away: 1-0		
VS. 12/18/12	103-92	(WIN)
@ 03/04/13	97-81	(WIN)
2012-13 Overall: 2-0 Home: 1-0 Away: 1-0		

*Overtime

NEW ORLEANS PELICANS

5800 Airline Drive, Metairie, LA 70003 • (504) 593-4700



2013-14 VS. HEAT

1/7/14 @ MIA - 7:30 3/22/14 @ NO - 8:00

DIRECTORY

Owner/Chairman of the Board.....Tom Benson
Owner/Vice Chairman of the Board.....Rita Benson LeBlanc
President.....Dennis Lauscha
Executive V.P.....Micky Loomis
General Manager.....Dell Demps
Head Coach.....Monty Williams
Assistant Coaches.....Randy Ayers, Dave Hanners, Bryan Gates, Fred Vinson, Kevin Hanson
Assistant Coach/Director of Athletic Development.....Carlos Daniel
Video Coordinator.....Bryson Graham
Head Athletic Trainer.....Jon Ishop
Equipment Manager.....David Jovanovic
Sr. V.P. of Communications/Broadcasting.....Greg Bensel
Director of Basketball Communications.....Matt Ryan
Home Court.....New Orleans Arena (17,003)
Radio.....WWL (105.3 FM), Sean Kelley, John DeShazer
Cable TV.....Fox Sports New Orleans, Joel Meyers, David Wesley, Jen Hale

BACKGROUND

Founded.....1988-89 Charlotte Hornets, 2002-03 New Orleans Hornets,
2005-06 New Orleans/Oklahoma City Hornets, 2007-08 New Orleans Hornets,
2013-14 New Orleans Pelicans
Division.....Southwest
2012-13 Record.....27-55 (.329) (5th in the Southwest Division)
All-Time NBA Record.....961-1,041 (.480)
2012-13 Playoff Record.....None
All-Time Playoff Record.....35-49 (.417)
NBA Titles.....None
Conference Titles.....None
Division Titles.....One (2007-08)

BY THE NUMBERS

HEAT's largest win:.....29, 97-68 @ MIA, 1/23/05
HEAT's most points:.....124, 124-118 @ CHA, 2/4/94
HEAT's fewest points:.....56, 65-56 (L) @ CHA, 12/20/00

Hornets' largest win:.....29, 106-77 @ MIA, 4/2/08
Hornets' most points:.....126, 126-109 @ CHA, 2/16/92
Hornets' fewest points:.....65, 65-56 @ CHA, 12/20/00

STREAKS

HEAT's Last Win
Overall:.....108-89 @ NO, 3/29/13
Home:.....106-90, 12/8/12
Away:.....108-99, 3/29/13
HEAT's Last Loss
Overall:.....96-93 @ NO, 11/5/10
Home:.....93-87 (OT), 4/7/09
Away:.....96-93, 11/5/10
Longest Winning Streaks
Overall:.....4 (three times) (last: 12/13/10-present)
Home:.....5 (11/25/03-12/18/06)
Away:.....3 (11/14/92-2/4/94)
Longest Losing Streaks
Overall:.....7 (11/16/01-3/14/03)
Home:.....4 (11/16/01-3/14/03)
Away:.....6 (twice) (last: 1/4/06-11/5/10)

ALL-TIME SCORERS

Glenn Rice (MIA) - 37 @ MIA, 12/23/94
Glenn Rice (CHA) - 42 @ CHA, 1/2/98

HEAT VS. HORNETS (36-38, HOME: 23-14, AWAY: 13-24)

@	11/29/88	99-84	(LOSS)
VS	02/17/89	103-102	(WIN)
1988-89 Overall: 1-1 Home: 1-0 Away: 0-1			
@	11/21/89	98-87	(WIN)
VS	04/18/90	98-91	(LOSS)
1989-90 Overall: 1-1 Home: 0-1 Away: 1-0			
@	11/23/90	116-100	(WIN)
VS	11/24/90	125-112	(LOSS)
VS	02/16/91	94-82	(WIN)
@	04/16/91	92-87	(LOSS)
1990-91 Overall: 2-2 Home: 1-1 Away: 1-1			
VS	11/15/91	120-105	(WIN)
@	12/13/91	112-108	(WIN)
@	02/02/92	118-100	(WIN)
@	02/16/92	126-109	(LOSS)
1991-92 Overall: 3-1 Home: 2-0 Away: 1-1			
@	11/14/92	104-95	(WIN)
VS	11/21/92	123-111	(LOSS)
VS	02/12/93	116-107	(LOSS)
@	03/30/93	116-89	(WIN)
1992-93 Overall: 2-2 Home: 0-2 Away: 2-0			
VS	11/27/93	114-100	(WIN)
VS	01/25/94	118-98	(WIN)
@	02/04/94	124-118	(WIN)
@	04/11/94	99-97	(LOSS)
1993-94 Overall: 3-1 Home: 2-0 Away: 1-1			
@	11/30/94	105-87	(LOSS)
VS	12/23/94	116-93	(WIN)
@	03/11/95	104-95	(LOSS)
VS	04/02/95	105-92	(LOSS)
1994-95 Overall: 1-3 Home: 1-1 Away: 0-2			
VS	*12/01/95	108-101	(WIN)
@	12/23/95	87-75	(LOSS)
VS	01/19/96	114-106	(LOSS)
@	04/10/96	116-95	(WIN)
1995-96 Overall: 2-2 Home: 1-1 Away: 1-1			

VS	11/12/96	105-97	(WIN)
@	12/27/96	101-86	(WIN)
@	03/09/97	82-76	(LOSS)
1996-97 Overall: 2-1 Home: 1-0 Away: 1-1			
VS	11/03/97	112-99	(LOSS)
@	11/21/97	119-102	(LOSS)
@	*01/02/98	99-88	(LOSS)
VS	04/04/98	101-88	(WIN)
1997-98 Overall: 1-3 Home: 1-1 Away: 0-2			
@	02/08/99	94-91	(LOSS)
@	02/24/99	91-83	(WIN)
VS	05/02/99	100-93	(WIN)
1998-99 Overall: 2-1 Home: 1-0 Away: 1-1			
VS	12/18/99	106-89	(LOSS)
@	02/20/00	85-80	(WIN)
VS	04/06/00	76-70	(WIN)
@	04/19/00	83-73	(LOSS)
1999-00 Overall: 2-2 Home: 1-1 Away: 1-1			
@	11/03/00	83-79	(LOSS)
VS	*11/14/00	89-86	(WIN)
@	12/20/00	65-56	(LOSS)
VS	04/06/01	81-76	(WIN)
2000-01 Overall: 2-2 Home: 2-0 Away: 0-2			
VS	11/16/01	96-87	(LOSS)
@	04/03/02	97-90	(LOSS)
VS	04/16/02	88-81	(LOSS)
2001-02 Overall: 0-3 Home: 0-2 Away: 0-1			
@	11/02/02	100-95	(LOSS)
VS	02/11/03	78-69	(LOSS)
@	02/26/03	91-82	(LOSS)
VS	03/14/03	87-83	(LOSS)
2002-03 Overall: 0-4 Home: 0-2 Away: 0-2			
VS	11/25/03	91-87	(WIN)
@	01/31/04	94-70	(WIN)
@	03/10/04	95-84	(LOSS)
VS	03/16/04	96-83	(WIN)
2003-04 Overall: 3-1 Home: 2-0 Away: 1-1			

VS	01/23/05	97-68	(WIN)
@	04/02/05	111-99	(WIN)
2004-05 Overall: 2-0 Home: 1-0 Away: 1-0			
VS	*11/15/05	109-102	(WIN)
@	01/04/06	107-92	(LOSS)
2005-06 Overall: 1-1 Home: 1-0 Away: 0-1			
@	11/21/06	101-86	(LOSS)
VS	12/18/06	101-99	(WIN)
2006-07 Overall: 1-1 Home: 1-0 Away: 0-1			
@	01/11/08	114-88	(LOSS)
VS	04/02/08	106-77	(LOSS)
2007-08 Overall: 0-2 Home: 0-1 Away: 0-1			
@	11/08/08	100-89	(LOSS)
VS	*04/07/09	93-87	(LOSS)
2008-09 Overall: 0-2 Home: 0-1 Away: 0-1			
VS	11/22/09	102-101	(WIN)
@	12/30/09	95-91	(LOSS)
2009-10 Overall: 1-1 Home: 1-0 Away: 0-1			
@	11/05/10	96-93	(LOSS)
VS	12/13/10	96-84	(WIN)
2010-11 Overall: 1-1 Home: 1-0 Away: 0-1			
VS	01/30/12	109-95	(WIN)
2011-12 Overall: 1-0 Home: 1-0 Away: 0-0			
VS	12/08/12	106-90	(WIN)
@	03/29/13	108-89	(WIN)
2012-13 Overall: 2-0 Home: 1-0 Away: 1-0			

*Overtime



NEW YORK KNICKS

Two Pennsylvania Plaza, New York, NY 10121 • (212) 465-6471

2013-14 VS. HEAT

1/9/14	@ NY	- 8:00	2/27/14	@ MIA	- 8:00
2/1/14	@ NY	- 8:30	4/6/14	@ MIA	- 1:00

DIRECTORY

Executive Chairman, The Madison Square Garden Company & NBA Governor	James Dolan
President & General Manager	Steve Mills
Assistant General Manager/General Manager, Eric Bay Hawks	Allan Houston
Head Coach	Mike Woodson
Assistant Coaches	Jim Todd, Darrell Walker, Herb Williams
Head Athletic Trainer	Roger Hinds
Advance Scout	Matt Harding
Equipment Manager	Mike Martinez
Director, Pro Scouting & Free Agency	John Gabriel
Director, Player Personnel	Mark Hughes, Walker D. Russell, Ben Jobe
VP, Public Relations	Jonathan Supranowitz
Manager, Media Relations	Gregg Schwartz
Manager, Public Relations	Ashley Blackwood
Coordinator, Media Relations	Derek Lapinski
Team Historian & Writer	Dennis D'Astino
Home Court	Madison Square Garden (19,033)
Radio	ESPN Radio (98.7 FM), Spero Dedes, Brendan Brown
Cable TV	MSG Network, Mike Breen, Walt Frazier

BACKGROUND

Founded	1946-47
Division	Atlantic
2012-13 Record	54-28 (.659) (1st in the Atlantic Division)
All-Time Record	2,615-2,614 (.500)
2012-13 Playoff Record	6-6 (Defeated Boston, 4-2, First Round)
	(Lost to Indiana, 4-2, Eastern Conference Semifinals)
All-Time Playoff Record	186-189 (.496)
NBA Titles	Two (last: 1972-73)
Conference Titles	Eight (last: 1998-99)
Division Titles	Eight (last: 2012-13)

BY THE NUMBERS

HEAT's largest win:24, 99-75 @ NY, 12/3/96
HEAT's most points:128, 128-121 @ MIA, 2/23/90
HEAT's fewest points:64, 76-64 (L) @ MIA, 2/7/04

Kniks' largest win:32, 119-87 @ NY, 11/22/93
Kniks' most points:132, 132-123 @ NY, 3/2/89
Kniks' fewest points:72 (twice), 75-72 (L) @ NY, 11/11/07

STREAKS

HEAT's Last Win	
Overall:99-93 @ NY, 3/13
Home:102-88, 2/23/12
Away:99-93, 3/13
HEAT's Last Loss	
Overall:102-90 @ MIA, 4/2/13
Home:102-90, 4/2/13
Away:104-84, 11/2/12
Longest Winning Streaks	
Overall:7 (twice) (last: 2/28/09-12/28/10)
Home:4 (2/28/09-12/28/10)
Away:5 (1/24/04-3/19/06)
Longest Losing Streaks	
Overall:10 (11/26/91-11/22/93)
Home:4 (2/17/92-4/20/93)
Away:13 (3/2/89-4/2/94)

ALL-TIME SCORERS

Dwyane Wade (MIA) - 55 @ MIA, 4/12/09
Jamal Crawford (NY) - 52 @ NY, 1/26/07

HEAT VS. KNICKS (43-58, HOME: 25-25, AWAY: 18-33)

@03/02/89	132-123	(LOSS)
VS.03/22/89	107-103	(WIN)
1988-89 Overall:	1-1	Home: 1-0	Away: 0-1
@11/04/89	119-99	(LOSS)
VS.12/26/89	100-94	(LOSS)
@02/05/90	116-107	(LOSS)
VS.02/23/90	128-121	(WIN)
VS.03/11/90	106-90	(LOSS)
@04/16/90	119-102	(LOSS)
1989-90 Overall:	1-5	Home: 1-2	Away: 0-3
@12/11/90	109-90	(LOSS)
VS.12/19/90	104-94	(LOSS)
VS.01/18/91	107-86	(WIN)
VS.02/24/91	108-92	(LOSS)
@03/14/91	125-121	(LOSS)
1990-91 Overall:	1-4	Home: 1-2	Away: 0-2
VS.11/02/91	107-93	(WIN)
@11/26/91	98-81	(LOSS)
@02/04/92	122-91	(LOSS)
VS.02/17/92	104-102	(LOSS)
@03/21/92	106-88	(LOSS)
1991-92 Overall:	1-4	Home: 1-1	Away: 0-3
@12/19/92	91-87	(LOSS)
VS.02/05/93	108-105	(LOSS)
@02/07/93	104-82	(LOSS)
VS.04/02/93	123-107	(LOSS)
VS.04/20/93	109-97	(LOSS)
1992-93 Overall:	0-5	Home: 0-3	Away: 0-2
@02/07/94	96-85	(WIN)
VS.04/02/94	110-87	(LOSS)
VS.04/05/94	100-86	(WIN)
1993-94 Overall:	2-2	Home: 2-0	Away: 0-2
@12/12/94	122-111	(WIN)
VS.01/22/95	104-95	(LOSS)
VS.02/16/95	96-87	(LOSS)
@02/17/95	100-91	(LOSS)
@04/11/95	112-99	(LOSS)
1994-95 Overall:	1-4	Home: 0-2	Away: 1-2
VS.12/19/95	89-70	(LOSS)
VS.01/24/96	88-79	(LOSS)
VS.01/29/96	94-85	(LOSS)
VS.04/13/96	103-95	(WIN)
1995-96 Overall:	1-3	Home: 1-1	Away: 0-2

@12/03/96	99-75	(WIN)
VS.12/06/96	103-85	(LOSS)
@01/26/97	95-89	(LOSS)
VS.04/12/97	100-99	(LOSS)
1996-97 Overall:	1-3	Home: 0-2	Away: 1-1
VS.01/28/98	86-82	(WIN)
@02/01/98	89-83	(LOSS)
@04/08/98	83-80	(LOSS)
VS.04/12/98	82-81	(WIN)
1997-98 Overall:	2-2	Home: 2-0	Away: 0-2
@02/07/99	83-79	(WIN)
VS.*03/02/99	85-84	(WIN)
VS.04/25/99	82-80	(LOSS)
@05/05/99	106-88	(LOSS)
1998-99 Overall:	2-2	Home: 1-1	Away: 1-1
@11/14/99	94-88	(WIN)
@02/06/00	94-80	(LOSS)
VS.02/28/00	85-76	(WIN)
VS.*04/09/00	95-94	(WIN)
1999-00 Overall:	3-1	Home: 2-0	Away: 1-1
@11/29/00	84-81	(WIN)
VS.*02/04/01	103-100	(LOSS)
@02/20/01	76-74	(LOSS)
@03/11/01	86-83	(LOSS)
VS.04/08/01	81-76	(WIN)
2000-01 Overall:	2-3	Home: 1-1	Away: 1-2
@11/15/01	83-74	(LOSS)
@02/03/02	94-83	(WIN)
VS.02/28/02	100-86	(WIN)
VS.04/14/02	94-67	(LOSS)
2001-02 Overall:	2-2	Home: 1-1	Away: 1-1
VS.12/13/02	97-92	(LOSS)
@12/22/02	92-84	(WIN)
@01/20/03	72-65	(LOSS)
VS.01/29/03	82-80	(WIN)
2002-03 Overall:	2-2	Home: 1-1	Away: 1-1
VS.12/27/03	100-80	(LOSS)
@12/30/03	102-73	(LOSS)
@01/24/04	85-77	(WIN)
VS.02/07/04	76-64	(LOSS)
2003-04 Overall:	1-3	Home: 0-2	Away: 1-1

VS.01/05/05	102-94	(WIN)
@*02/09/05	116-110	(WIN)
@03/15/05	98-96	(WIN)
VS.03/19/05	97-82	(WIN)
2004-05 Overall:	4-0	Home: 2-0	Away: 2-0
VS.11/28/05	107-94	(WIN)
@02/22/06	103-83	(WIN)
@03/19/06	111-100	(WIN)
2005-06 Overall:	1-0	Home: 1-0	Away: 2-0
VS.11/17/06	100-76	(LOSS)
VS.01/22/07	101-83	(WIN)
@01/26/07	116-96	(LOSS)
@02/26/07	99-93	(LOSS)
2006-07 Overall:	1-3	Home: 1-1	Away: 0-2
@11/11/07	75-72	(WIN)
VS.01/19/08	88-84	(LOSS)
VS.03/12/08	91-88	(LOSS)
@*03/26/08	103-96	(LOSS)
2007-08 Overall:	1-3	Home: 0-2	Away: 1-1
@10/29/08	120-115	(LOSS)
VS.02/28/09	120-115	(WIN)
VS.04/12/09	122-105	(WIN)
2008-09 Overall:	2-1	Home: 2-0	Away: 0-1
VS.10/28/09	115-93	(WIN)
@12/25/09	93-87	(WIN)
@04/11/10	111-98	(WIN)
2009-10 Overall:	3-0	Home: 1-0	Away: 2-0
@12/17/10	113-91	(WIN)
VS.12/28/10	106-98	(WIN)
@01/27/11	93-88	(LOSS)
VS.02/27/11	91-86	(LOSS)
2010-11 Overall:	2-2	Home: 1-1	Away: 1-1
VS.01/27/12	99-89	(WIN)
VS.02/23/12	102-88	(WIN)
@04/15/12	93-85	(WIN)
2011-12 Overall:	3-0	Home: 2-0	Away: 1-0
@11/02/12	104-84	(LOSS)
VS.12/06/12	112-92	(LOSS)
VS.03/03/13	99-93	(WIN)
VS.04/02/13	102-90	(LOSS)
2012-13 Overall:	1-3	Home: 0-2	Away: 1-1

*Overtime **Double Overtime

OKLAHOMA CITY THUNDER

Leadership Square, 211 N. Robinson, Suite 300, Oklahoma City, OK 73102 • (405) 208-4800



Management
Players
12/13 Review
Records
Playoffs
History
All-Time Roster
NBA/NBADL
Opponents
Media

2013-14 VS. HEAT

1/29/14 @ MIA - 7:00 2/20/14 @ OKC - 8:00

DIRECTORY

Chairman Clayton Bennett
Executive V.P. & General Manager Sam Presti
Assistant General Manager/V.P. Troy Weaver
Assistant General Manager/Legal & Administration Michael Winger
Head Coach Scott Brooks
Assistant Coaches Mark Bryant, Rex Kalamian, Brian Keefe, Robert Pack, Mike Terpsa
Director of Medical Services Dr. Donnie Strack
Head Athletic Trainer Joe Sharpe
Director of Athletic Performance Dwight Daub
Director of Team Operations Marc St. Ives
Director of Basketball Communications Matt Tumbleson
Manager of Basketball Communications Michael Ravina
Manager of Basketball Communications John Read
Home Court Chesapeake Energy Arena (18,203)
Radio WWLS (98.1 FM/640 AM), Matt Pinto
Spanish Radio WKY (930 AM), Eleno Ornales
Cable TV Fox Sports Oklahoma, Brian Davis, Grant Long

BACKGROUND

Founded 1967-68 Seattle SuperSonics, 2008-09 Oklahoma City Thunder
Division Northwest
2012-13 Record 60-22 (.732) (1st in the Northwest Division)
All-Time NBA Record 1,980-1,744 (.532)
2012-13 Playoff Record 5-6 (Defeated Houston, 4-2, First Round)
(Lost to Memphis, 4-1, Western Conference Semifinals)
All-Time Playoff Record 136-135 (.502)
NBA Titles One (1978-79)
Conference Titles Four (last: 2011-12)
Division Titles Eight (last: 2012-13)

BY THE NUMBERS

HEAT's largest win: 18, 101-83 @ MIA, 3/2/00
HEAT's most points: 119, 119-114 @ MIA, 1/29/92
HEAT's fewest points: 71, 100-71 (L) @ SEA, 12/7/02

Thunder's largest win: 32, 113-81 @ SEA, 1/12/96
Thunder's most points: 140, 140-110 @ SEA, 1/5/90
Thunder's fewest points: 74, 82-74 (L) @ MIA, 3/12/04

STREAKS

HEAT's Last Win
Overall: 110-100 @ OKC, 2/14/13
Home: 103-97, 12/25/12
Away: 110-100, 2/14/13
HEAT's Last Loss
Overall: 103-87 @ OKC, 3/25/12
Home: 96-85, 3/16/11
Away: 103-87, 3/25/12
Longest Winning Streaks
Overall: 4 (1/13/06-1/10/07)
Home: 3 (3/2/00-11/6/01)
Away: 4 (1/13/06-1/18/09)
Longest Losing Streaks
Overall: 9 (twice) (last: 2/5/95-12/1/99)
Home: 4 (twice) (last: 2/5/95-3/3/98)
Away: 13 (12/29/88-12/15/00)

ALL-TIME SCORERS

LeBron James (MIA) - 39 @ OKC, 2/14/13
Kevin Durant (OKC) - 40 @ OKC, 2/14/13

HEAT VS. THUNDER (20-30, HOME: 12-13, AWAY: 8-17)

VS.	12/21/88	109-101	(LOSS)
@	12/29/88	129-99	(LOSS)
VS.	02/02/89	100-93	(LOSS)
@	04/13/89	116-111	(LOSS)
1988-89 Overall: 0-4 Home: 0-2 Away: 0-2			
@	01/05/90	140-110	(LOSS)
VS.	02/21/90	92-85	(LOSS)
1989-90 Overall: 0-2 Home: 0-1 Away: 0-1			
VS.	12/06/90	105-103	(LOSS)
@	01/04/91	112-86	(LOSS)
1990-91 Overall: 0-2 Home: 0-1 Away: 0-1			
@	01/02/92	113-109	(LOSS)
VS.	01/29/92	119-114	(WIN)
1991-92 Overall: 1-1 Home: 1-0 Away: 0-1			
VS.	03/13/93	106-102	(WIN)
@	03/16/93	98-85	(LOSS)
1992-93 Overall: 1-1 Home: 1-0 Away: 0-1			
@	01/15/94	97-78	(LOSS)
VS.	02/17/94	115-112	(WIN)
1993-94 Overall: 1-1 Home: 1-0 Away: 0-1			
VS.	02/05/95	136-109	(LOSS)
@	03/16/95	103-78	(LOSS)
1994-95 Overall: 0-2 Home: 0-1 Away: 0-1			
VS.	01/04/96	84-81	(LOSS)
@	01/12/96	113-81	(LOSS)
1995-96 Overall: 0-2 Home: 0-1 Away: 0-1			
@	01/07/97	94-85	(LOSS)
VS.	02/28/97	96-95	(LOSS)
1996-97 Overall: 0-2 Home: 0-1 Away: 0-1			
@	01/15/98	103-85	(LOSS)
VS.	03/03/98	97-91	(LOSS)
1997-98 Overall: 0-2 Home: 0-1 Away: 0-1			

NO GAMES			
1998-99 Overall: 0-0 Home: 0-0 Away: 0-0			
@	12/11/99	92-88	(LOSS)
VS.	03/02/00	101-83	(WIN)
1999-00 Overall: 1-1 Home: 1-0 Away: 0-1			
VS.	11/08/00	87-81	(WIN)
@	12/15/00	99-77	(LOSS)
2000-01 Overall: 1-1 Home: 1-0 Away: 0-1			
VS.	*11/06/01	87-85	(WIN)
@	*12/07/01	98-94	(WIN)
2001-02 Overall: 2-0 Home: 1-0 Away: 1-0			
VS.	11/09/02	84-82	(LOSS)
@	12/07/02	100-71	(LOSS)
2002-03 Overall: 0-2 Home: 0-1 Away: 0-1			
@	11/18/03	105-98	(WIN)
VS.	03/12/04	82-74	(WIN)
2003-04 Overall: 2-0 Home: 1-0 Away: 1-0			
VS.	01/03/05	98-96	(LOSS)
@	01/09/05	108-98	(LOSS)
2004-05 Overall: 0-2 Home: 0-1 Away: 0-1			
@	01/13/06	117-104	(WIN)
VS.	02/25/06	115-106	(WIN)
2005-06 Overall: 2-0 Home: 1-0 Away: 1-0			
VS.	11/07/06	90-87	(WIN)
@	01/10/07	107-103	(WIN)
2006-07 Overall: 2-0 Home: 1-0 Away: 1-0			
VS.	11/14/07	104-95	(LOSS)
@	02/29/08	103-93	(WIN)
2007-08 Overall: 1-1 Home: 0-1 Away: 1-0			
VS.	12/06/08	105-99	(WIN)
@	01/18/09	104-94	(WIN)
2008-09 Overall: 2-0 Home: 1-0 Away: 1-0			

VS.	11/17/09	100-87	(LOSS)
@	01/16/10	98-80	(LOSS)
2009-10 Overall: 0-2 Home: 0-1 Away: 0-1			
@	01/30/11	108-103	(WIN)
VS.	03/16/11	96-85	(LOSS)
2010-11 Overall: 1-1 Home: 0-1 Away: 1-0			
@	03/25/12	103-87	(LOSS)
VS.	04/04/12	98-93	(WIN)
2011-12 Overall: 1-1 Home: 1-0 Away: 0-1			
VS.	12/25/12	103-97	(WIN)
@	02/14/13	110-100	(WIN)
2012-13 Overall: 2-0 Home: 1-0 Away: 1-0			

*Overtime





ORLANDO MAGIC

8701 Maitland Summit Boulevard, Orlando, FL 32810 • (407) 916-2400

2013-14 VS. HEAT

11/20/13 @ ORL - 7:00 1/4/14 @ ORL - 7:00
11/23/13 @ MIA - 7:30 3/1/14 @ MIA - 7:30

DIRECTORY

Senior Chairman Rich DeVos
Chairman Dan DeVos
Chief Executive Officer Alex Martins
General Manager Rob Hennigan
V.P./Assistant General Manager Scott Perry
Assistant General Manager Matt Lloyd
Head Coach Jacques Vaughn
Assistant Coaches James Borrego, Wes Unseld, Jr., Brett Gunning
Assistant Coaches/Player Development Laron Profit, Luke Stuckey
Athletic Trainer Keon Weise
Strength & Conditioning Coach Bill Burgos
Asst. Director of Team Operations Rodney Powell
Sr. V.P. Communications Joel Glass
Director of Communications George Galante
Asst. Director of Communications Trish Wingersen
Communications Manager Melanie Curtsinger
Home Court Amway Center (18,864)
Radio ESPN 580 (580 AM), Dennis Neumann, Richie Aduabo
Spanish Radio ElOrlandoMagic.com, Joey Colon
Cable TV FOX Sports Florida, David Steele, Jeff Turner

BACKGROUND

Founded 1989-90
Division Southeast
2012-13 Record 20-62 (.244) (5th in the Southeast Division)
All-Time NBA Record 979-941 (.510)
2012-13 Playoff Record None
All-Time Playoff Record 57-66 (.463)
NBA Titles None
Conference Titles Two (last: 2008-09)
Division Titles Five (last: 2009-10)

BY THE NUMBERS

HEAT's largest win: 26 (twice), 96-70 @ MIA, 10/29/10
HEAT's most points: 124, 124-106 @ MIA, 4/4/93
HEAT's fewest points: 68 (twice), 94-68 (L) @ ORL, 4/18/07

Magic's largest win: 35, 124-89 @ ORL, 11/21/94
Magic's most points: 125, 125-105 @ MIA, 4/9/94
Magic's fewest points: 59, 81-59 (L) @ ORL, 1/27/01

STREAKS

HEAT's Last Win
Overall: 105-93 @ MIA, 4/17/13
Home: 105-93, 4/17/13
Away: 108-94, 3/25/13
HEAT's Last Loss
Overall: 104-98 (OT) @ ORL, 3/13/12
Home: 99-96, 3/3/12
Away: 104-98 (OT), 3/13/12
Longest Winning Streaks
Overall: 8 (1/2/04-4/20/05)
Home: 7 (12/8/94-4/4/93)
Away: 4 (2/11/04-4/20/05)
Longest Losing Streaks
Overall: 10 (4/9/06-1/2/09)
Home: 5 (4/9/06-3/14/08)
Away: 6 (12/30/06-2/22/09)

ALL-TIME SCORERS

Glenn Rice (MIA) - 56 @ MIA, 4/15/95
Shaquille O'Neal (ORL) - 42 @ MIA, 11/5/93
Nick Anderson (ORL) - 42 @ ORL, 11/6/92

HEAT VS. MAGIC (51-44, HOME: 29-18, AWAY: 22-26)

@ 11/28/89 104-99 (LOSS)
VS 12/08/89 122-114 (WIN)
VS 03/07/90 122-105 (WIN)
@ 03/28/90 109-104 (WIN)

1989-90 Overall: 3-1 Home: 2-0 Away: 1-1

VS 01/15/91 104-102 (WIN)
@ 02/02/91 108-98 (LOSS)

1990-91 Overall: 1-1 Home: 1-0 Away: 0-1

@ 11/30/91 105-99 (LOSS)
VS 12/23/91 113-102 (WIN)
VS 03/28/92 109-100 (WIN)
VS 04/11/92 105-101 (WIN)

1991-92 Overall: 3-1 Home: 2-0 Away: 1-1

@ 11/06/92 110-100 (LOSS)
VS 12/26/92 106-100 (WIN)
@ 01/12/93 110-104 (WIN)
@ 03/23/93 103-89 (LOSS)
VS 04/04/93 124-106 (WIN)

1992-93 Overall: 3-2 Home: 2-0 Away: 1-2

VS 11/05/93 116-96 (LOSS)
@ 11/12/93 115-100 (WIN)
VS 12/30/93 108-100 (LOSS)
@ 01/28/94 106-97 (WIN)
VS 04/09/94 125-105 (LOSS)

1993-94 Overall: 2-3 Home: 0-3 Away: 2-0

@ 11/21/94 124-89 (LOSS)
VS 12/09/94 110-96 (LOSS)
VS 12/27/94 103-83 (LOSS)
VS 04/15/95 123-117 (WIN)

1994-95 Overall: 1-3 Home: 1-1 Away: 0-2

@ 11/11/95 94-93 (LOSS)
VS 11/18/95 93-90 (WIN)
VS 02/17/96 95-93 (LOSS)
@ 02/28/96 116-112 (LOSS)

1995-96 Overall: 1-3 Home: 1-1 Away: 0-2

VS 12/26/96 96-76 (WIN)
VS 01/19/97 99-87 (LOSS)
@ 02/26/97 98-86 (LOSS)
@ 04/19/97 102-88 (WIN)

1996-97 Overall: 2-2 Home: 1-1 Away: 1-1

@ 11/26/97 84-60 (WIN)
VS 01/23/98 102-90 (WIN)
@ 03/15/98 79-76 (WIN)
VS 04/15/98 99-87 (LOSS)

1997-98 Overall: 3-1 Home: 1-1 Away: 2-0

VS 02/28/99 84-78 (WIN)
VS 03/28/99 94-87 (LOSS)
@ 04/22/99 75-70 (WIN)

1998-99 Overall: 2-1 Home: 1-0 Away: 1-1

@ 12/29/99 109-106 (WIN)
VS 01/02/00 111-103 (WIN)
@ 03/26/00 94-69 (LOSS)
VS 04/16/00 95-84 (WIN)

1999-00 Overall: 3-1 Home: 2-0 Away: 1-1

VS 11/01/00 105-79 (WIN)
@ 01/27/01 81-59 (WIN)
@ 04/15/01 90-73 (LOSS)
@ 04/18/01 103-91 (WIN)

2000-01 Overall: 3-1 Home: 1-1 Away: 2-0

@ 01/24/02 92-87 (LOSS)
VS 02/13/02 112-95 (WIN)
VS 04/12/02 99-94 (WIN)
@ 04/17/02 103-89 (WIN)

2001-02 Overall: 3-1 Home: 2-0 Away: 1-1

VS 10/30/02 100-86 (LOSS)
@ 11/24/02 77-75 (LOSS)
@ 03/19/03 109-93 (LOSS)
VS 03/23/03 96-74 (LOSS)

2002-03 Overall: 0-4 Home: 0-2 Away: 0-2

VS 01/02/04 112-101 (WIN)
@ 02/11/04 111-98 (WIN)
VS 03/09/04 100-89 (WIN)
@ 03/24/04 105-90 (WIN)

2003-04 Overall: 4-0 Home: 2-0 Away: 2-0

VS 12/19/04 117-107 (WIN)
VS 02/26/05 101-98 (WIN)
@ 02/27/05 112-103 (WIN)
@ 04/20/05 98-93 (WIN)

2004-05 Overall: 4-0 Home: 2-0 Away: 2-0

@ 11/26/05 80-77 (LOSS)
VS 02/14/06 107-93 (WIN)
@ 02/15/06 110-100 (WIN)
VS 04/09/06 93-84 (LOSS)

2005-06 Overall: 2-2 Home: 1-1 Away: 1-1

VS 11/24/06 107-104 (LOSS)
@ 12/30/06 97-68 (LOSS)
VS 03/18/07 97-83 (LOSS)
@ 04/18/07 94-68 (LOSS)

2006-07 Overall: 0-4 Home: 0-2 Away: 0-2

@ 11/24/07 120-99 (LOSS)
VS 12/28/07 121-114 (LOSS)
@ 01/30/08 107-91 (LOSS)
VS 03/14/08 103-94 (LOSS)

2007-08 Overall: 0-4 Home: 0-2 Away: 0-2

@ 01/02/09 86-76 (LOSS)
VS 01/24/09 103-97 (WIN)
@ 02/22/09 122-99 (LOSS)
VS 03/30/09 101-95 (LOSS)

2008-09 Overall: 1-3 Home: 1-1 Away: 0-2

@ 11/25/09 99-98 (WIN)
VS 12/17/09 104-86 (WIN)
@ 02/28/10 96-80 (LOSS)
VS 03/18/10 108-102 (LOSS)

2009-10 Overall: 2-2 Home: 1-1 Away: 1-1

VS 10/29/10 96-70 (WIN)
@ 11/24/10 104-95 (LOSS)
@ 02/03/11 104-100 (WIN)
VS 03/03/11 99-96 (LOSS)

2010-11 Overall: 2-2 Home: 1-1 Away: 1-1

@ 02/08/12 102-89 (LOSS)
VS 02/19/12 90-78 (WIN)
@ 03/13/12 104-98 (LOSS)
VS 03/18/12 91-81 (WIN)

2011-12 Overall: 2-2 Home: 2-0 Away: 0-2

@ 12/31/12 112-110 (WIN)
VS 03/06/13 97-98 (WIN)
@ 03/25/13 108-94 (WIN)
VS 04/17/13 105-93 (WIN)

2012-13 Overall: 4-0 Home: 2-0 Away: 2-0

*Overtime



PHILADELPHIA 76ERS

3 Crescent Drive, Suite 300, Philadelphia, PA 19112 • (215) 339-7666



2013-14 VS. HEAT

10/30/13 @ PHI - 7:00 4/16/14 @ MIA - 8:00
1/17/14 @ PHI - 7:00

DIRECTORY

Managing Owner..... Josh Harris
Co-Managing Owner..... David Blitzer
Chief Executive Officer..... Scott O'Neil
President of Basketball Operations & General Manager..... Sam Hinkie
Director of Player Personnel..... Courtney Witte
Head Coach..... Brett Brown
Assistant Coaches..... Chad Iske, Lloyd Pierce, Greg Foster, Billy Lange
Head Athletic Trainer..... Kevin Johnson
Director of Basketball Administration..... Allen Lumpkin
Equipment Manager..... Scott Rego
Director of Public Relations..... Michael Preston
Public Relations Coordinators..... Sean McCloskey, Rebecca Timms
Director of Statistical Information..... Harvey Pollack
Home Court..... Wells Fargo Center (20,328)
Radio..... The Fanatic (97.5 FM/950 AM), Tom McGinnis
Cable TV..... Comcast SportsNet/The Comcast Network, Marc Zumoff, Malik Rose

BACKGROUND

Founded..... 1949-50 Syracuse Nationals, 1963-64 Philadelphia 76ers
Division..... Atlantic
2012-13 Record..... 34-48 (.415) (Tied for 4th in the Atlantic Division)
All-Time NBA Record..... 2,679-2,379 (.530)
2012-13 Playoff Record..... None
All-Time Playoff Record..... 216-205 (.513)
NBA Titles..... Three (last: 1982-83)
Conference Titles..... Nine (last: 2000-01)
Division Titles..... 12 (last: 2000-01)

HEAT VS. 76ERS (49-50, HOME: 31-19, AWAY: 18-31)

VS.....	02/22/89	139-108	(LOSS)
@.....	03/31/89	114-93	(LOSS)
1988-89 Overall: 0-2 Home: 0-1 Away: 0-1			
@.....	11/08/89	115-91	(LOSS)
VS.....	11/22/89	113-103	(LOSS)
@.....	12/06/89	121-98	(LOSS)
VS.....	01/19/90	102-95	(LOSS)
@.....	03/21/90	118-97	(LOSS)
1989-90 Overall: 0-5 Home: 0-2 Away: 0-3			
@.....	12/14/90	95-92	(LOSS)
VS.....	12/21/90	126-102	(LOSS)
VS.....	02/22/91	103-96	(LOSS)
@.....	03/15/91	105-103	(LOSS)
VS.....	04/19/91	114-100	(WIN)
1990-91 Overall: 1-4 Home: 1-2 Away: 0-2			
VS.....	11/20/91	114-107	(LOSS)
VS.....	11/29/91	95-92	(WIN)
@.....	12/20/91	127-99	(LOSS)
VS.....	02/21/92	114-102	(LOSS)
@.....	04/01/92	108-91	(LOSS)
1991-92 Overall: 1-4 Home: 1-1 Away: 0-3			
@.....	**11/20/92	129-128	(LOSS)
VS.....	**01/20/93	115-112	(LOSS)
VS.....	04/10/93	119-114	(WIN)
@.....	04/21/93	107-97	(LOSS)
1992-93 Overall: 1-3 Home: 1-1 Away: 0-2			
VS.....	12/18/93	113-90	(WIN)
@.....	12/22/93	98-90	(WIN)
VS.....	02/05/94	96-94	(LOSS)
@.....	02/25/94	115-84	(WIN)
VS.....	03/05/94	120-83	(WIN)
1993-94 Overall: 4-1 Home: 2-1 Away: 2-0			
@.....	11/16/94	109-96	(LOSS)
VS.....	12/07/94	111-102	(LOSS)
VS.....	12/13/94	105-90	(LOSS)
VS.....	04/04/95	95-92	(WIN)
@.....	04/21/95	113-106	(LOSS)
1994-95 Overall: 1-4 Home: 1-1 Away: 0-3			
VS.....	02/01/96	124-104	(WIN)
VS.....	02/21/96	66-57	(WIN)
VS.....	02/25/96	108-101	(WIN)
@.....	04/17/96	90-86	(LOSS)
1995-96 Overall: 3-1 Home: 2-0 Away: 1-1			

VS.....	11/16/96	91-89	(LOSS)
@.....	12/11/96	84-79	(WIN)
VS.....	02/15/97	125-99	(WIN)
@.....	02/18/97	111-83	(WIN)
1996-97 Overall: 3-1 Home: 1-1 Away: 2-0			
VS.....	12/03/97	94-90	(WIN)
@.....	12/19/97	91-84	(WIN)
VS.....	01/21/98	92-87	(WIN)
@.....	02/04/98	98-84	(WIN)
1997-98 Overall: 4-0 Home: 2-0 Away: 2-0			
@.....	03/05/99	89-78	(WIN)
VS.....	03/08/99	91-89	(WIN)
VS.....	04/01/99	88-84	(LOSS)
1998-99 Overall: 2-1 Home: 1-1 Away: 1-0			
@.....	11/17/99	98-93	(WIN)
VS.....	12/01/99	90-83	(WIN)
@.....	03/16/00	92-77	(WIN)
@.....	04/10/00	96-80	(LOSS)
1999-00 Overall: 3-1 Home: 2-0 Away: 1-1			
VS.....	11/04/00	84-82	(LOSS)
@.....	11/17/00	94-73	(LOSS)
@.....	02/28/01	79-69	(LOSS)
VS.....	04/10/01	83-81	(WIN)
2000-01 Overall: 1-3 Home: 1-1 Away: 0-2			
VS.....	11/13/01	82-76	(LOSS)
@.....	02/27/02	82-72	(LOSS)
VS.....	03/19/02	91-79	(LOSS)
@.....	03/20/02	82-77	(WIN)
2001-02 Overall: 1-3 Home: 0-2 Away: 1-1			
@.....	11/27/02	83-74	(LOSS)
VS.....	01/25/03	97-91	(LOSS)
@.....	01/31/03	104-99	(LOSS)
VS.....	03/18/03	103-83	(LOSS)
2002-03 Overall: 0-4 Home: 0-2 Away: 0-2			
@.....	10/28/03	89-74	(LOSS)
VS.....	12/05/03	93-90	(LOSS)
@.....	12/17/03	87-76	(LOSS)
VS.....	03/20/04	101-69	(WIN)
2003-04 Overall: 1-3 Home: 1-1 Away: 0-2			
VS.....	11/21/04	93-83	(WIN)
@.....	01/24/05	106-98	(LOSS)
VS.....	03/07/05	108-100	(WIN)
@.....	*04/14/05	126-119	(LOSS)
2004-05 Overall: 2-2 Home: 2-0 Away: 0-2			

BY THE NUMBERS

HEAT's largest win:..... 37, 120-83 @ MIA, 3/5/94
HEAT's most points:..... 128, 129-128 (3 OT-L) @ PHI, 11/20/92
HEAT's fewest points:..... 66, 66-57 @ PHI, 2/21/96

76ers' largest win:..... 31, 139-108 @ MIA, 2/22/89
76ers' most points:..... 139, 139-108 @ MIA, 2/22/89
76ers' fewest points:..... 57, 66-57 (L) @ PHI, 2/21/96

STREAKS

HEAT's Last Win
Overall:..... 106-87 @ MIA, 4/6/13
Home:..... 106-87 4/6/13
Away:..... 98-94 3/13/13
HEAT's Last Loss
Overall:..... 85-77 @ PHI, 3/15/09
Home:..... 101-96 (OT), 2/23/08
Away:..... 85-77 3/15/09
Longest Winning Streaks
Overall:..... 15 (2/16/10-present)
Home:..... 10 (11/5/08-present)
Away:..... 7 (2/16/10-present)
Longest Losing Streaks
Overall:..... 11 (2/22/89-3/15/91)
Home:..... 5 (twice) (last: 11/13/01-12/5/03)
Away:..... 11 (3/31/89-4/21/93)

ALL-TIME SCORERS

Dwyane Wade (MIA) - 48 @ PHI, 4/14/05 (OT)
Willie Burton (PHI) - 53 @ PHI, 12/13/94

VS.....	11/18/05	106-96	(WIN)
@.....	12/16/05	112-105	(WIN)
VS.....	04/14/06	104-85	(WIN)
2005-06 Overall: 3-0 Home: 2-0 Away: 1-0			
@.....	11/05/06	107-98	(LOSS)
VS.....	11/27/06	103-91	(WIN)
@.....	*01/19/07	98-95	(LOSS)
VS.....	03/24/07	93-85	(LOSS)
2006-07 Overall: 1-3 Home: 1-1 Away: 0-2			
@.....	12/26/07	96-85	(LOSS)
@.....	02/07/08	101-84	(LOSS)
VS.....	*02/23/08	101-96	(LOSS)
2007-08 Overall: 0-3 Home: 0-1 Away: 0-2			
VS.....	11/05/08	106-83	(WIN)
@.....	02/07/09	94-84	(LOSS)
VS.....	02/21/09	97-91	(WIN)
@.....	03/15/09	85-77	(LOSS)
2008-09 Overall: 2-2 Home: 2-0 Away: 0-2			
@.....	02/16/10	105-78	(WIN)
VS.....	03/14/10	104-91	(WIN)
VS.....	04/07/10	99-95	(WIN)
@.....	04/12/10	107-105	(WIN)
2009-10 Overall: 4-0 Home: 2-0 Away: 2-0			
@.....	10/26/10	97-87	(WIN)
VS.....	11/26/10	99-90	(WIN)
VS.....	03/25/11	111-99	(WIN)
2010-11 Overall: 3-0 Home: 2-0 Away: 1-0			
VS.....	01/21/12	113-92	(WIN)
@.....	02/03/12	99-79	(WIN)
@.....	03/16/12	84-78	(WIN)
VS.....	04/13/12	99-93	(WIN)
2011-12 Overall: 4-0 Home: 2-0 Away: 2-0			
@.....	02/23/13	114-90	(WIN)
VS.....	03/08/13	102-93	(WIN)
@.....	03/13/13	98-94	(WIN)
VS.....	04/06/13	106-87	(WIN)
2012-13 Overall: 4-0 Home: 2-0 Away: 2-0			

*Overtime **Triple Overtime



PHOENIX SUNS

201 E. Jefferson, Phoenix, AZ 85004 • (602) 379-7900

2013-14 VS. HEAT

11/25/13 @ MIA - 7:30

2/11/14 @ PHO - 9:00

DIRECTORY

Managing Partner Robert Sarver
Vice Chairmen..... Andrew Kohlberg, Jahm Najafi, Sam Garvin
President, Basketball Operations Lon Babby
General Manager..... Ryan McDonough
Head Coach..... Jeff Hornacek
Assistant Coaches..... Jerry Sichting, Mike Longabardi, Kenny Gattison, Mark West
V.P., Athletic Care/Head Athletic Trainer Aaron Nelson
Head Strength & Conditioning Coach/Asst. Athletic Trainer Mike Elliott
Asst. Athletic Trainer/Rehabilitation Coordinator Tom Maystadt
Equipment Manager..... Jay Gaspar
V.P., Basketball Communications..... Julie Fie
Managers, Basketball Communications DC Headley, Cole Mickelson
Asst. to the V.P., Basketball Communications Lori Cook
Home Court US Airways Center (18,422)
Radio KTAR (620 AM), Al McCoy, Tim Kempton
Spanish Radio..... KSUN (1400 AM), Ivan Valenzuela, Arturo Ochoa
Cable TV..... FOX Sports Arizona, Steve Albert, Eddie Johnson, Ann Meyers Drysdale

BACKGROUND

Founded..... 1968-69
Division..... Pacific
2012-13 Record..... 25-57 (.305) (5th in the Pacific Division)
All-Time NBA Record..... 2,012-1,630 (.552)
2012-13 Playoff Record..... None
All-Time Playoff Record..... 133-141 (.485)
NBA Titles..... None
Conference Titles..... Two (last: 1992-93)
Division Titles..... Six (last: 2006-07)

BY THE NUMBERS

HEAT's largest win:28, 125-97 @ MIA, 1/27/97
HEAT's most points:135, 135-129 @ MIA, 3/4/09
HEAT's fewest points:71, 74-71 (L) @ MIA, 1/30/98

Suns' largest win:39, 134-95 @ PHO, 12/29/90
Suns' most points:134, 134-95 @ PHO, 12/29/90
Suns' fewest points:72, 92-72 (L) @ MIA, 12/9/03

STREAKS

HEAT's Last Win

Overall:97-88 @ PHO, 11/17/12
Home:124-99, 11/5/12
Away:97-88, 11/17/12

HEAT's Last Loss

Overall:104-96 @ MIA, 11/3/09
Home:104-96, 11/3/09
Away:108-80, 1/5/07

Longest Winning Streaks

Overall:6 (1/8/10-present)
Home:4 (3/12/02-3/25/05)
Away:5 (12/10/07-present)

Longest Losing Streaks

Overall:16 (1/7/89-3/19/95)
Home:9 (3/13/89-1/30/96)
Away:8 (1/7/89-11/6/94)

ALL-TIME SCORERS

Dwyane Wade (MIA) - 43 @ PHO, 11/28/08
Charles Barkley (PHO) - 39 @ MIA, 12/12/92

HEAT VS. SUNS (18-31, HOME: 10-15, AWAY: 8-16)

@	01/07/89	107-99	(LOSS)
VS	03/13/89	112-104	(LOSS)
@	03/20/89	115-97	(LOSS)
VS	04/19/89	117-91	(LOSS)
1988-89 Overall: 0-4 Home: 0-2 Away: 0-2			
VS	01/23/90	118-99	(LOSS)
@	03/16/90	129-103	(LOSS)
1989-90 Overall: 0-2 Home: 0-1 Away: 0-1			
@	12/29/90	134-95	(LOSS)
VS	01/30/91	115-104	(LOSS)
1990-91 Overall: 0-2 Home: 0-1 Away: 0-1			
VS	12/07/91	109-108	(LOSS)
@	12/26/91	132-104	(LOSS)
1991-92 Overall: 0-2 Home: 0-1 Away: 0-1			
VS	12/12/92	122-118	(LOSS)
@	01/15/93	107-99	(LOSS)
1992-93 Overall: 0-2 Home: 0-1 Away: 0-1			
VS	03/11/94	122-107	(LOSS)
@	03/22/94	124-118	(LOSS)
1993-94 Overall: 0-2 Home: 0-1 Away: 0-1			
@	11/06/94	119-107	(LOSS)
VS	03/19/95	121-117	(LOSS)
1994-95 Overall: 0-2 Home: 0-1 Away: 0-1			
@	12/09/95	94-92	(WIN)
VS	01/30/96	114-99	(LOSS)
1995-96 Overall: 1-1 Home: 0-1 Away: 1-0			
@	11/24/96	87-84	(WIN)
VS	01/27/97	125-97	(WIN)
1996-97 Overall: 2-0 Home: 1-0 Away: 1-0			
@	01/18/98	96-87	(LOSS)
VS	01/30/98	74-71	(LOSS)
1997-98 Overall: 0-2 Home: 0-1 Away: 0-1			
NO GAMES			
1998-99 Overall: 0-0 Home: 0-0 Away: 0-0			

@	03/06/00	100-92	(LOSS)
VS	03/28/00	81-78	(WIN)
1999-00 Overall: 1-1 Home: 1-0 Away: 0-1			
@	11/11/00	84-82	(LOSS)
VS	02/21/01	100-85	(LOSS)
2000-01 Overall: 0-2 Home: 0-1 Away: 0-1			
@	01/12/02	108-74	(LOSS)
VS	03/12/02	90-78	(WIN)
2001-02 Overall: 1-1 Home: 1-0 Away: 0-1			
@	*12/02/02	100-90	(WIN)
VS	01/22/03	92-85	(WIN)
2002-03 Overall: 2-0 Home: 1-0 Away: 1-0			
@	11/22/03	100-98	(LOSS)
VS	12/09/03	92-72	(WIN)
2003-04 Overall: 1-1 Home: 1-0 Away: 0-1			
@	01/11/05	122-107	(LOSS)
VS	03/25/05	125-115	(WIN)
2004-05 Overall: 1-1 Home: 1-0 Away: 0-1			
@	01/06/06	111-93	(LOSS)
VS	01/26/06	107-98	(LOSS)
2005-06 Overall: 0-2 Home: 0-1 Away: 0-1			
VS	12/13/06	99-89	(LOSS)
@	01/05/07	108-80	(LOSS)
2006-07 Overall: 0-2 Home: 0-1 Away: 0-1			
VS	11/09/07	106-101	(LOSS)
@	12/10/07	117-113	(WIN)
2007-08 Overall: 1-1 Home: 0-1 Away: 1-0			
@	11/28/08	107-92	(WIN)
VS	03/04/09	135-129	(WIN)
2008-09 Overall: 2-0 Home: 1-0 Away: 1-0			
VS	11/03/09	104-96	(LOSS)
@	01/08/10	109-105	(WIN)
2009-10 Overall: 1-1 Home: 0-1 Away: 1-0			

VS	11/17/10	123-96	(WIN)
@	12/23/10	95-83	(WIN)
2010-11 Overall: 2-0 Home: 1-0 Away: 1-0			
VS	03/20/12	99-95	(WIN)
2011-12 Overall: 1-0 Home: 1-0 Away: 0-0			
VS	11/05/12	124-99	(WIN)
@	11/17/12	97-88	(WIN)
2012-13 Overall: 2-0 Home: 1-0 Away: 1-0			

*Overtime

PORTLAND TRAIL BLAZERS

1 Center Court, Suite 200, Portland, OR 97227 • (503) 234-9291



2013-14 VS. HEAT

12/28/13 @ POR – 10:00

3/24/14 @ MIA – 7:30

DIRECTORY

Owner	Paul Allen
President & CEO	Chris McGowan
General Manager	Neil Olshey
Head Coach	Terry Stotts
Assistant Coaches	Jay Triano, David Vanterpool, Nate Tibbetts, Kim Hughes, Dale Osborne
Director of Player Health & Performance	Chris Stackpole
Head Athletic Trainer	Geoff Clark
Sports Performance Specialist	Todd Forcier
Sports Performance Specialist	Ben Kenyon
Asst. General Managers	Bill Branch, Steve Rosenberry
Director of College Scouting	Chad Buchanan
Director of NBA Scouting	Michael Born
Pro Scout/Salary Cap Analyst	Joe Cronin
International Scout	Jason Filippi
V.P., Basketball Communications	Jim Taylor
Basketball Communications Director	Collin Romer
Home Court	Moda Center (19,980)
Radio	FOX Sports Radio 620 AM, Brian Wheeler, Antonio Harvey
Television	KGW (Channel 8), Mike Barrett, Mike Rice
Cable	Comcast SportsNet, Mike Barrett, Mike Rice

BACKGROUND

Founded	1970-71
Division	Northwest
2012-13 Record	33-49 (.402) (4th in the Northwest Division)
All-Time NBA Record	1,842-1,636 (.530)
2012-13 Playoff Record	None
All-Time Playoff Record	97-115 (.456)
NBA Titles	One (1976-77)
Conference Titles	Three (last: 1991-92)
Division Titles	Five (last: 2008-09)

HEAT VS. TRAIL BLAZERS (16-33, HOME: 6-18, AWAY: 10-15)

VS.12/02/88.....105-102.....(LOSS)	
@01/03/89.....119-95.....(LOSS)	
VS.02/26/89.....124-102.....(LOSS)	
@04/14/89.....97-86.....(LOSS)	
1988-89 Overall: 0-4 Home: 0-2 Away: 0-2	
VS.12/05/89.....113-107.....(LOSS)	
@01/02/90.....119-95.....(LOSS)	
1989-90 Overall: 0-2 Home: 0-1 Away: 0-1	
VS.12/04/90.....98-95.....(LOSS)	
@01/05/91.....132-108.....(LOSS)	
1990-91 Overall: 0-2 Home: 0-1 Away: 0-1	
VS.12/03/91.....124-94.....(LOSS)	
@12/29/91.....129-96.....(LOSS)	
1991-92 Overall: 0-2 Home: 0-1 Away: 0-1	
@01/14/93.....104-93.....(LOSS)	
VS.02/24/93.....102-91.....(WIN)	
1992-93 Overall: 1-1 Home: 1-0 Away: 0-1	
VS.11/30/93.....123-109.....(LOSS)	
@01/14/94.....115-110.....(LOSS)	
1993-94 Overall: 0-2 Home: 0-1 Away: 0-1	
VS.03/09/95.....99-90.....(LOSS)	
@03/14/95.....121-114.....(LOSS)	
1994-95 Overall: 0-2 Home: 0-1 Away: 0-1	
@01/10/96.....90-89.....(LOSS)	
VS.03/01/96.....102-88.....(LOSS)	
1995-96 Overall: 0-2 Home: 0-1 Away: 0-1	

@01/08/97.....85-81.....(WIN)	
VS.02/21/97.....114-110.....(LOSS)	
1996-97 Overall: 1-1 Home: 0-1 Away: 1-0	
@01/13/98.....76-68.....(WIN)	
VS.03/22/98.....112-80.....(WIN)	
1997-98 Overall: 2-0 Home: 1-0 Away: 1-0	
NO GAMES	
1998-99 Overall: 0-0 Home: 0-0 Away: 0-0	
VS.11/16/99.....101-96.....(LOSS)	
@12/07/99.....86-76.....(WIN)	
1999-00 Overall: 1-1 Home: 0-1 Away: 1-0	
VS.11/18/00.....86-80.....(WIN)	
@01/18/01.....85-74.....(LOSS)	
2000-01 Overall: 1-1 Home: 1-0 Away: 0-1	
VS.01/10/02.....92-85.....(LOSS)	
@01/17/02.....92-90.....(WIN)	
2001-02 Overall: 1-1 Home: 0-1 Away: 1-0	
@12/06/02.....88-69.....(LOSS)	
VS.02/05/03.....101-87.....(LOSS)	
2002-03 Overall: 0-2 Home: 0-1 Away: 0-1	
@11/19/03.....94-93.....(LOSS)	
VS.02/23/04.....89-81.....(LOSS)	
2003-04 Overall: 0-2 Home: 0-1 Away: 0-1	

VS.11/23/04.....99-87.....(LOSS)	
@01/07/05.....103-92.....(WIN)	
2004-05 Overall: 1-1 Home: 0-1 Away: 1-0	
VS.11/23/05.....100-79.....(WIN)	
@01/08/06.....118-89.....(WIN)	
2005-06 Overall: 2-0 Home: 1-0 Away: 1-0	
@01/07/07.....93-90.....(WIN)	
VS.02/13/07.....104-85.....(WIN)	
2006-07 Overall: 2-0 Home: 1-0 Away: 1-0	
@12/06/07.....112-106.....(LOSS)	
VS.01/18/08.....98-91.....(LOSS)	
2007-08 Overall: 0-2 Home: 0-1 Away: 0-1	
VS.11/12/08.....104-96.....(LOSS)	
@11/26/08.....106-68.....(LOSS)	
2008-09 Overall: 0-2 Home: 0-1 Away: 0-1	
@12/01/09.....107-100.....(WIN)	
VS.12/20/09.....102-95.....(LOSS)	
2009-10 Overall: 1-1 Home: 0-1 Away: 1-0	
@01/09/11.....107-100.....(WIN)	
VS.03/08/11.....105-96.....(LOSS)	
2010-11 Overall: 1-1 Home: 0-1 Away: 1-0	
@03/01/12.....107-93.....(WIN)	
2011-12 Overall: 1-0 Home: 0-0 Away: 1-0	
@01/10/13.....92-90.....(LOSS)	
VS.02/12/13.....117-104.....(WIN)	
2012-13 Overall: 1-1 Home: 1-0 Away: 0-1	

*Overtime

BY THE NUMBERS

HEAT's largest win:32, 112-80 @ MIA, 3/22/98
HEAT's most points:.....118, 118-89 @ POR, 1/8/06
HEAT's fewest points:.....68, 106-68 (L) @ POR, 11/26/08

Trail Blazers' largest win:38, 106-68 @ POR, 11/26/08
Trail Blazers' most points:.....132, 132-108 @ POR, 1/5/91
Trail Blazers' fewest points:.....68, 76-68 (L) @ POR, 1/13/98

STREAKS

HEAT's Last Win	
Overall:.....	117-104 @ MIA, 2/12/13
Home:.....	117-104, 2/12/13
Away:.....	107-93, 3/1/12
HEAT's Last Loss	
Overall:.....	92-90 @ POR, 1/10/13
Home:.....	105-96, 3/8/11
Away:.....	92-90, 1/10/13
Longest Winning Streaks	
Overall:.....	5 (1/7/05-2/13/07)
Home:.....	2 (11/23/05-2/13/07)
Away:.....	3 (three times) (last: 12/1/09-3/1/12)
Longest Losing Streaks	
Overall:.....	11 (12/2/88-1/4/93)
Home:.....	5 (12/2/88-12/3/91)
Away:.....	9 (1/3/89-1/10/96)

ALL-TIME SCORERS

LeBron James (MIA) – 44 @ POR, 1/9/11 (OT)
Clyde Drexler (POR) – 36 @ MIA, 12/2/89

Management

Players

12/13 Review

Records

Playoffs

History

All-Time Roster

NBA/NBADL

Opponents

Media



SACRAMENTO KINGS

One Sports Parkway, Sacramento, CA 95834 • (916) 455-4647

2013-14 VS. HEAT

12/20/13 @ MIA - 7:30

12/27/13 @ SAC - 10:00

DIRECTORY

Owner and Chairman	Vivek Ranadive
President	Chris Granger
President, Business Operations	Matina Kolokotronis
General Manager	Pete D'Alessandro
Asst. General Manager	Mike Bratz
Head Coach	Michael Malone
Assistant Coaches	Brendan Malone, Corliss Williamson, Chris Jent, Micah Nori
Assistant Coach/Director of Player Development	Dee Brown
Assistant Coach/Asst. Director of Player Development	Ryan Bowen
Director of Sports Medicine	Pete Youngman
Head Athletic Trainer	Manny Romero
Director of Athletic Performance	Chip Schaefer
Equipment Manager	Dwayne Wilson
V.P., Communications	Donna Schwartz
Director, Media Relations	Chris Clark
Director, Basketball Information	Darryl Arata
Home Court	Sleep Train Arena (17,317)
Radio	KHTK 1140 (1140 AM), Gary Gerould
Television	News 10, Grant Napear, Jerry Reynolds, Kayte Christensen
Cable	Comcast SportsNet, Grant Napear, Jerry Reynolds, Kayte Christensen

BACKGROUND

Founded	1948-49 Rochester Royals, 1957-58 Cincinnati Royals, 1972-73 Kansas City-Omaha Kings, 1975-76 Kansas City Kings, 1985-86 Sacramento Kings
Division	Pacific
2012-13 Record	28-54 (.341) (4th in the Pacific Division)
All-Time NBA Record	2,374-2,749 (.463)
2012-13 Playoff Record	None
All-Time Playoff Record	107-162 (.398)
NBA Titles	One (1950-51)
Conference Titles	One (1950-51)
Division Titles	Five (last: 2002-03)

BY THE NUMBERS

HEAT's largest win:31, 115-84 @ MIA, 1/23/10
HEAT's most points:141, 141-129 (2 OT) @ MIA, 2/26/13
HEAT's fewest points:69, 108-69 (L) @ SAC, 4/10/89

Kings' largest win:39, 108-69 @ SAC, 4/10/89
Kings' most points:129, 141-129 (2 OT-L) @ MIA, 2/26/13
Kings' fewest points:77 (twice), 103-77 (L) @ MIA, 10/31/08

STREAKS

HEAT's Last Win

Overall:141-129 (2 OT) @ MIA, 2/26/13
Home:141-129 (2 OT), 2/26/13
Away:128-99, 1/12/13

HEAT's Last Loss

Overall:120-109 @ SAC, 3/2/08
Home:90-75, 11/10/01
Away:120-109, 3/2/08

Longest Winning Streaks

Overall:9 (10/31/08-present)
Home:11 (11/3/02-present)
Away:4 (1/9/09-present)

Longest Losing Streaks

Overall:4 (11/11/94-12/10/95)
Home:1 (3 times) (last: 11/10/01)
Away:4 (3 times) (last: 12/10/00-1/13/04)

ALL-TIME SCORERS

Dwyane Wade (MIA) - 41 @ SAC, 1/9/09 (OT)
Mitch Richmond (SAC) - 38 @ MIA, 12/26/93

HEAT VS. KINGS (33-16, HOME: 22-3, AWAY: 11-13)

VS.12/07/88	96-94	(LOSS)
@12/15/88	94-90	(LOSS)
VS.02/05/89	102-98	(WIN)
@04/10/89	108-69	(LOSS)

1988-89 Overall: 1-3 Home: 1-1 Away: 0-2

VS.02/28/90	113-92	(WIN)
@03/13/90	121-87	(LOSS)

1989-90 Overall: 1-1 Home: 1-0 Away: 0-1

VS.01/08/91	95-83	(WIN)
@04/02/91	96-90	(LOSS)

1990-91 Overall: 1-1 Home: 1-0 Away: 0-1

VS.11/22/91	118-112	(WIN)
@01/04/92	110-97	(WIN)

1991-92 Overall: 2-0 Home: 1-0 Away: 1-0

VS.12/15/92	106-98	(WIN)
@01/09/93	108-94	(LOSS)

1992-93 Overall: 1-1 Home: 1-0 Away: 0-1

VS.12/26/93	109-95	(WIN)
@01/11/94	103-95	(LOSS)

1993-94 Overall: 1-1 Home: 1-0 Away: 0-1

VS.11/29/94	94-89	(LOSS)
@01/07/95	96-95	(LOSS)

1994-95 Overall: 0-2 Home: 0-1 Away: 0-1

@12/10/95	110-90	(LOSS)
VS.02/05/96	103-92	(WIN)

1995-96 Overall: 1-1 Home: 1-0 Away: 0-1

@**12/22/96	111-108	(WIN)
VS.03/26/97	101-88	(WIN)

1996-97 Overall: 2-0 Home: 1-0 Away: 1-0

VS.11/11/97	101-82	(WIN)
@12/10/99	91-77	(WIN)

1997-98 Overall: 2-0 Home: 1-0 Away: 1-0

NO GAMES

1998-99 Overall: 0-0 Home: 0-0 Away: 0-0
--

VS.11/29/99	98-88	(WIN)
@12/10/99	107-97	(WIN)

1999-00 Overall: 2-0 Home: 1-0 Away: 1-0

@12/10/00	101-97	(LOSS)
VS.03/14/01	114-101	(WIN)

2000-01 Overall: 1-1 Home: 1-0 Away: 0-1

VS.11/10/01	90-75	(LOSS)
@12/09/01	95-88	(LOSS)

2001-02 Overall: 0-2 Home: 0-1 Away: 0-1

VS.11/03/02	88-78	(WIN)
@01/05/03	96-70	(LOSS)

2002-03 Overall: 1-1 Home: 1-0 Away: 0-1

@01/13/04	90-86	(LOSS)
VS.03/06/04	102-96	(WIN)

2003-04 Overall: 1-1 Home: 1-0 Away: 0-1

@12/23/04	109-107	(WIN)
VS.03/04/05	104-83	(WIN)

2004-05 Overall: 2-0 Home: 1-0 Away: 1-0

@12/02/05	98-87	(WIN)
VS.01/22/06	119-99	(WIN)

2005-06 Overall: 2-0 Home: 1-0 Away: 1-0

@**12/07/06	93-91	(WIN)
VS.03/16/07	103-97	(WIN)

2006-07 Overall: 2-0 Home: 1-0 Away: 1-0

VS.02/26/08	107-86	(WIN)
@03/02/08	120-109	(LOSS)

2007-08 Overall: 1-1 Home: 1-0 Away: 0-1

VS.10/31/08	103-77	(WIN)
@01/09/09	119-115	(WIN)

2008-09 Overall: 2-0 Home: 1-0 Away: 1-0

@12/06/09	115-102	(WIN)
VS.01/23/10	115-84	(WIN)

2009-10 Overall: 2-0 Home: 1-0 Away: 1-0

@12/11/10	104-83	(WIN)
VS.02/22/11	117-97	(WIN)

2010-11 Overall: 2-0 Home: 1-0 Away: 1-0

VS.02/21/12	120-108	(WIN)
@11/12/12	106-100	(WIN)

2011-12 Overall: 1-0 Home: 1-0 Away: 0-0

@01/12/13	128-99	(WIN)
VS.**02/26/13	141-129	(WIN)

2012-13 Overall: 2-0 Home: 1-0 Away: 1-0

* Overtime ** Double Overtime

SAN ANTONIO SPURS



One AT&T Center, San Antonio, TX 78219 • (210) 444-5500

2013-14 VS. HEAT

1/26/14 @ MIA - 1:00 3/6/14 @ SA - 8:00

DIRECTORY

Chairman & CEO	Peter Holt
President of Business Operations	Rick Pynch
President of Basketball Operations/Head Coach	Gregg Popovich
President of Sports Franchises/General Manager	R.C. Buford
Assistant General Manager	Jim Boylen, Ime Udoka, Sean Marks, Chip Engelland, Chad Loydier
Assistant Coaches	George Felton
Director of College Player Personnel	Will Sevensen
Head Athletic Trainer	Dice Yamaguchi
Asst. Athletic Trainer	Jack Ransome
Coordinator of Medical Systems	Anthony Falsone
Athletic Performance Coordinator	Matt Herring
Athletic Performance Associate	Travis Wade
Equipment Manager	Will Hardy
Video Coordinator	Ben Sullivan
Video Coordinator Assistant	Brian Pauga
Coordinator of Scouting/Toros General Manager	Tom James
Senior Director of Basketball Communications	Kris Davis
Basketball Communications Manager	Mitch Heckart
Basketball Communications Coordinator	AT&T Center (18,581)
Home Court	WQAI (1200 AM), Bill Schoening
Radio	KCOR (1350 AM), Paul Castro
Spanish Radio	KENS (Channel 5), KMYS (Channel 35), Bill Land, Sean Elliott, Andrew Monaco
Television	FOX Sports Southwest (Channel 26), Bill Land, Sean Elliott, Andrew Monaco
Cable TV	

BACKGROUND

Founded	1967-68 Dallas Chaparrals, 1970-71 Texas Chaparrals, 1971-72 Dallas Chaparrals, 1973-74 San Antonio Spurs, Entered NBA 1976-77
Division	Southwest
2012-13 Record	58-24 (.707) (1st in the Southwest Division)
All-Time NBA Record	1,822-1,164 (.610)
2012-13 Playoff Record	15-6 (Defeated L.A. Lakers, 4-0, First Round) (Defeated Golden State, 4-2, Western Conference Semifinals) (Defeated Memphis, 4-0, Western Conference Finals) (Lost to Miami, 4-3, NBA Finals)
All-Time NBA Playoff Record	185-150 (.552)
NBA Titles	Four (last: 2006-07)
Conference Titles	Five (last: 2012-13)
Division Titles	20 (last: 2012-13)
All-Time ABA Record	378-366 (.508)
All-Time ABA Playoff Record	17-32 (.347)
ABA Titles	None
ABA Division Titles	None

HEAT VS. SPURS (17-34, HOME: 14-12, AWAY: 3-22)

@	11/08/88	117-93	(LOSS)
VS.	11/30/88	105-101	(LOSS)
VS.	12/26/88	111-109	(WIN)
@	01/23/89	119-101	(LOSS)
VS.	03/25/89	107-105	(WIN)
@	04/04/89	109-87	(LOSS)
1988-89 Overall: 2-4 Home: 2-1 Away: 0-3			
VS.	01/09/90	107-102	(LOSS)
@	03/17/90	111-98	(LOSS)
1989-90 Overall: 0-2 Home: 0-1 Away: 0-1			
@	12/26/90	111-97	(LOSS)
VS.	03/22/91	97-90	(LOSS)
1990-91 Overall: 0-2 Home: 0-1 Away: 0-1			
@	02/25/92	123-101	(LOSS)
VS.	03/27/92	118-101	(WIN)
1991-92 Overall: 1-1 Home: 1-0 Away: 0-1			
@	12/10/92	101-91	(LOSS)
VS.	02/26/93	93-86	(WIN)
1992-93 Overall: 1-1 Home: 1-0 Away: 0-1			
VS.	12/28/93	84-76	(LOSS)
@	02/19/94	100-96	(LOSS)
1993-94 Overall: 0-2 Home: 0-1 Away: 0-1			
@	01/12/95	113-108	(LOSS)
VS.	01/20/95	115-114	(LOSS)
1994-95 Overall: 0-2 Home: 0-1 Away: 0-1			
VS.	01/22/96	96-89	(WIN)
@	03/14/96	120-100	(LOSS)
1995-96 Overall: 1-1 Home: 1-0 Away: 0-1			

@	12/23/96	90-79	(WIN)
VS.	03/02/97	79-72	(WIN)
1996-97 Overall: 2-0 Home: 1-0 Away: 1-0			
VS.	01/03/98	84-77	(LOSS)
@	04/02/98	103-89	(LOSS)
1997-98 Overall: 0-2 Home: 0-1 Away: 0-1			
NO GAMES			
1998-99 Overall: 0-0 Home: 0-0 Away: 0-0			
@	02/29/00	93-69	(LOSS)
VS.	04/02/00	88-84	(WIN)
1999-00 Overall: 1-1 Home: 1-0 Away: 0-1			
@	01/02/01	80-72	(LOSS)
VS.	03/25/01	88-83	(WIN)
2000-01 Overall: 1-1 Home: 1-0 Away: 0-1			
VS.	02/01/02	88-83	(WIN)
@	03/23/02	89-79	(LOSS)
2001-02 Overall: 1-1 Home: 1-0 Away: 0-1			
VS.	02/01/03	67-65	(LOSS)
@	02/25/03	84-69	(LOSS)
2002-03 Overall: 0-2 Home: 0-1 Away: 0-1			
@	11/04/03	80-73	(LOSS)
VS.	12/06/03	86-70	(LOSS)
2003-04 Overall: 0-2 Home: 0-1 Away: 0-1			
@	11/12/04	93-84	(LOSS)
VS.	02/13/05	96-92	(WIN)
2004-05 Overall: 1-1 Home: 1-0 Away: 0-1			

BY THE NUMBERS

HEAT's largest win:30, 110-80 @ MIA, 3/14/11
HEAT's most points:120, 120-98 @ MIA, 1/17/12
HEAT's fewest points:65, 67-65 (L) @ MIA, 2/1/03

Spurs' largest win:30 (twice), 125-95 @ SA, 3/4/11
Spurs' most points:125, 125-95 @ SA, 3/4/11
Spurs' fewest points:67, 67-65 @ MIA, 2/1/03

STREAKS

HEAT's Last Win	
Overall:88-86 @ SA, 3/31/13
Home:105-100, 11/29/12
Away:88-86, 3/31/13
HEAT's Last Loss	
Overall:125-95 @ SA, 3/4/11
Home:88-76, 3/16/10
Away:125-95, 3/4/11
Longest Winning Streaks	
Overall:4 (3/14/11-present)
Home:3 (twice) (last: 3/14/11-present)
Away:1 (three times) (last: 3/31/13)
Longest Losing Streaks	
Overall:6 (twice) (last: 3/23/02-11/2/04)
Home:3 (1/24/08-3/16/10)
Away:10 (twice) (last: 4/2/98-11/7/07)

ALL-TIME SCORERS

Dwyane Wade (MIA) - 36 @ MIA, 1/20/06
Tony Parker (SA) - 38 @ MIA, 1/20/06

@	12/07/05	98-84	(LOSS)
VS.	01/20/06	101-94	(LOSS)
2005-06 Overall: 0-2 Home: 0-1 Away: 0-1			
@	11/22/06	106-86	(LOSS)
VS.	02/11/07	100-85	(WIN)
2006-07 Overall: 1-1 Home: 1-0 Away: 0-1			
@	11/07/07	88-78	(LOSS)
VS.	01/24/08	90-89	(LOSS)
2007-08 Overall: 0-2 Home: 0-1 Away: 0-1			
@	11/07/08	99-83	(WON)
VS.	01/05/09	91-84	(LOSS)
2008-09 Overall: 1-1 Home: 0-1 Away: 1-0			
@	12/31/09	108-78	(LOSS)
VS.	03/16/10	88-76	(LOSS)
2009-10 Overall: 0-2 Home: 0-1 Away: 0-1			
@	03/04/11	125-95	(LOSS)
VS.	03/14/11	110-80	(WIN)
2010-11 Overall: 1-1 Home: 1-0 Away: 0-1			
VS.	01/17/12	120-98	(WIN)
2011-12 Overall: 1-0 Home: 1-0 Away: 0-0			
VS.	11/29/12	105-100	(WIN)
@	03/31/13	88-86	(WIN)
2012-13 Overall: 2-0 Home: 1-0 Away: 1-0			

*Overtime



TORONTO RAPTORS

Air Canada Centre, 50 Bay Street, Suite 500, Toronto, Ontario M5J 2L2 • (416) 815-5600

2013-14 VS. HEAT

11/5/13 @ TOR - 7:00 1/5/14 @ MIA - 6:00
11/29/13 @ TOR - 7:00 3/31/14 @ MIA - 7:30

DIRECTORY

Chairman of the Board & NBA Governor Larry Tanenbaum
President, CEO & Alternate Governor Tim Leiweke
President & General Manager Masai Ujiri
Senior Basketball Advisor Wayne Embry
Head Coach Dwane Casey
Assistant Coaches Bill Bayno, Nick Nurse, Jesse Mermuys, Tom Sterner
Assistant Coach/Player Development Jama Mahlelele
Assistant Coach/Director of Sports Science Alex McKechnie
Head Athletic Trainer Scott McCollough
Strength & Conditioning Coach Jim LaBumbar
Director, Media Relations Roven Yau
Manager, Media Relations Phil Summers
Coordinator, Media Relations Air Canada Centre (19,800)
Home Court
Radio Sportsnet 590 The Fan (590 AM), TSN Radio (1010 AM) Paul Jones,
Eric Smith, Jack Armstrong
Television TSN, TSN2, Sportsnet, Sportsnet ONE, Sportsnet 360, Matt Devlin, Leo Rautins,
Jack Armstrong, Sherman Hamilton

BACKGROUND

Founded 1995-96
Division Atlantic
2012-13 Record 34-48 (.415) (5th in the Atlantic Division)
All-Time NBA Record 581-847 (.407)
2012-13 Playoff Record None
All-Time Playoff Record 11-20 (.355)
NBA Titles None
Conference Titles None
Division Titles One (2006-07)

BY THE NUMBERS

HEAT's largest win: 30, 109-79 @ MIA, 3/8/96
HEAT's most points: 123, 123-116 (OT) @ MIA, 1/23/13
HEAT's fewest points: 54, 96-54 (L) @ TOR, 3/19/08

Raptors' largest win: 42, 96-54 @ TOR, 3/19/08
Raptors' most points: 120, 120-113 @ TOR, 11/20/09
Raptors' fewest points: 66, 78-66 (L) @ MIA, 11/29/03

STREAKS

HEAT's Last Win
Overall: 108-91 @ TOR, 3/17/13
Home: 123-116 (OT), 1/23/13
Away: 108-91, 3/17/13
HEAT's Last Loss
Overall: 111-103 @ TOR, 1/27/10
Home: 101-95, 11/19/08
Away: 111-103, 1/27/10
Longest Winning Streaks
Overall: 11 (3/28/10-present)
Home: 9 (3/8/96-1/24/01)
Away: 5 (twice) (last: 2/16/11-present)
Longest Losing Streak
Overall: 6 (2/4/08-11/19/08)
Home: 3 (2/4/08-11/19/08)
Away: 4 (3/28/07-11/16/08)

ALL-TIME SCORERS

Dwyane Wade (MIA) - 42 @ TOR, 3/6/09
Andrea Bargnani (TOR) - 38 @ TOR, 2/16/11

HEAT VS. RAPTORS (43-21, HOME: 25-8, AWAY: 18-13)

@ 12/03/95 112-94 (WIN)
VS 02/13/96 98-87 (LOSS)
VS 03/08/96 109-79 (WIN)

1995-96 Overall: 2-1 Home: 1-1 Away: 1-0

VS 12/14/96 89-88 (WIN)
@ 01/23/97 99-87 (WIN)
@ 03/30/97 102-97 (LOSS)
VS 04/05/97 98-84 (WIN)

1996-97 Overall: 3-1 Home: 2-0 Away: 1-1

VS 10/31/97 114-101 (WIN)
VS 11/22/97 108-104 (WIN)
@ 02/15/98 116-95 (WIN)
@ 04/10/98 111-105 (WIN)

1997-98 Overall: 4-0 Home: 2-0 Away: 2-0

VS 02/11/99 102-84 (WIN)
VS 03/11/99 83-73 (WIN)
@ 04/06/99 92-70 (WIN)

1998-99 Overall: 3-0 Home: 2-0 Away: 1-0

@ 11/04/99 97-86 (LOSS)
@ 01/28/00 108-93 (LOSS)
VS 04/18/00 97-73 (WIN)

1999-00 Overall: 1-2 Home: 1-0 Away: 0-2

VS 01/24/01 103-83 (WIN)
@ 02/15/01 98-91 (WIN)
VS 03/27/01 101-92 (LOSS)
@ 04/13/01 94-82 (LOSS)

2000-01 Overall: 2-2 Home: 1-1 Away: 1-1

VS 10/31/01 97-92 (WIN)
@ 12/23/01 83-76 (LOSS)
VS 03/08/02 83-74 (LOSS)
@ 03/27/02 81-80 (LOSS)

2001-02 Overall: 1-3 Home: 1-1 Away: 0-2

@ 12/20/02 97-77 (WIN)
VS 03/21/03 107-98 (WIN)
VS 04/08/03 89-83 (WIN)
@ 04/15/03 103-99 (WIN)

2002-03 Overall: 4-0 Home: 2-0 Away: 2-0

VS 11/29/03 78-66 (WIN)
@ 12/14/03 90-89 (WIN)
@ 03/02/04 89-86 (LOSS)

2003-04 Overall: 2-1 Home: 1-1 Away: 1-0

VS 11/30/04 94-92 (LOSS)
@ 12/12/04 106-98 (WIN)
@ 01/26/05 111-96 (WIN)
VS 03/29/05 103-91 (WIN)

2004-05 Overall: 3-1 Home: 1-1 Away: 2-0

@ 11/20/05 107-94 (LOSS)
VS 02/27/06 101-94 (WIN)
@ 03/29/06 98-94 (WIN)
VS 04/11/06 106-97 (WIN)

2005-06 Overall: 3-1 Home: 2-0 Away: 1-1

VS 12/11/06 99-77 (WIN)
@ 03/28/07 96-83 (LOSS)
VS 04/03/07 92-89 (WIN)

2006-07 Overall: 2-1 Home: 2-0 Away: 0-1

VS 02/04/08 114-82 (LOSS)
VS 03/05/08 108-83 (LOSS)
@ 03/19/08 96-54 (LOSS)
@ 04/14/08 91-75 (LOSS)

2007-08 Overall: 0-4 Home: 0-2 Away: 0-2

@ 11/16/08 107-96 (LOSS)
VS 11/19/08 101-95 (LOSS)
@ 03/06/09 108-102 (WIN)

2008-09 Overall: 1-2 Home: 0-1 Away: 1-1

@ 11/20/09 120-113 (LOSS)
VS 12/15/09 115-95 (WIN)
@ 01/27/10 111-103 (LOSS)
VS 03/28/10 97-94 (WIN)

2009-10 Overall: 2-2 Home: 2-0 Away: 0-2

VS 11/13/10 109-100 (WIN)
VS 01/22/11 120-103 (WIN)
@ 02/16/11 103-95 (WIN)
@ 04/13/11 97-79 (WIN)

2010-11 Overall: 4-0 Home: 2-0 Away: 2-0

VS 02/05/12 95-89 (WIN)
@ 03/30/12 113-101 (WIN)
VS 04/18/12 96-72 (WIN)

2011-12 Overall: 3-0 Home: 2-0 Away: 1-0

VS 01/23/13 123-116 (WIN)
@ 02/03/13 100-85 (WIN)
@ 03/17/13 108-91 (WIN)

2012-13 Overall: 3-0 Home: 1-0 Away: 2-0

*OverTime



2013-14 VS. HEAT

12/16/13 @ MIA - 7:30

2/8/14 @ UTA - 9:00

DIRECTORY

Owner	Gail Miller
Chief Executive Officer/NBA Governor	Greg Miller
President, Miller Sports Properties	Steve Miller
Chief Operating Officer (Miller Sports Properties)	Jim Olson
Chief Revenue Officer (Miller Sports Properties)	Dion Stringer
President	Randy Rigby
Executive V.P., Basketball Operations	Kevin O'Connor
General Manager	Dennis Lindsey
Asst. General Manager	Justin Zanik
V.P., Player Personnel	Walt Perrin
Executive Director of Basketball Operations	Richard Smith
Director of Pro Player Personnel	David Fredman
Executive Director of Global and Pro Scouting	Rich Sheubrooks
Coordinator of Scouting	Bart Taylor
Head Coach	Tyronne Corbin
Assistant Coaches	Sidney Lowe, Michael Sanders, Brad Jones
Assistant Coach/Player Development	Mark McKown
Player Development Assistants	Johnnie Bryant, Alex Jensen
Head Athletic Trainer	Gary Briggs
Asst. Athletic Trainer/Equipment Manager	Brian Zettler
Asst. Strength & Conditioning Coach	Isaiah Wright
Video Coordinator	Jefferson Sweeney
V.P., Communications (Miller Sports Properties)	Frank Zang
Director, Communications	Jonathan Rinehart
Senior Manager, Communications	Derek Garduño
Manager, Communications	Hannah Lee
Home Court	EnergySolutions Arena (19,911)
Radio	KZNS (1280 AM/97.5 FM), David Locke, Ron Boone
Cable TV	ROOT Sports, Craig Bolerjack, Matt Harpring

BACKGROUND

Founded	1974-75 New Orleans Jazz, 1979-80 Utah Jazz
Division	Northwest
2012-13 Record	43-39 (.524) (3rd in the Northwest Division)
All-Time NBA Record	1,712-1,438 (.543)
2012-13 Playoff Record	None
All-Time Playoff Record	114-127 (.473)
NBA Titles	None
Conference Titles	Two (last: 1997-98)
Division Titles	10 (last: 2009-10)

HEAT VS. JAZZ (21-31, HOME: 13-12, AWAY: 8-19)

@	12/12/88	110-94	(LOSS)
VS.	12/23/88	101-80	(WIN)
VS.	01/10/89	92-88	(LOSS)
@	02/07/89	96-77	(LOSS)
VS.	03/03/89	107-95	(LOSS)
@	03/17/89	118-96	(LOSS)
1988-89 Overall: 1-5 Home: 1-2 Away: 0-3			
@	12/30/89	117-98	(LOSS)
VS.	03/05/90	105-104	(WIN)
1989-90 Overall: 1-1 Home: 1-0 Away: 0-1			
VS.	12/23/90	99-93	(WIN)
@	01/02/91	112-104	(LOSS)
1990-91 Overall: 1-1 Home: 1-0 Away: 0-1			
VS.	11/19/91	111-91	(WIN)
@	12/28/91	128-103	(LOSS)
1991-92 Overall: 1-1 Home: 1-0 Away: 0-1			
VS.	12/23/92	92-86	(LOSS)
@	01/12/93	125-122	(LOSS)
1992-93 Overall: 0-2 Home: 0-1 Away: 0-1			
VS.	11/17/93	115-111	(LOSS)
@	01/07/94	110-104	(WIN)
1993-94 Overall: 1-1 Home: 0-1 Away: 1-0			
@	11/04/94	119-108	(LOSS)
VS.	03/12/95	96-86	(LOSS)
1994-95 Overall: 0-2 Home: 0-1 Away: 0-1			
VS.	12/16/95	83-74	(LOSS)
@	01/08/96	94-92	(LOSS)
1995-96 Overall: 0-2 Home: 0-1 Away: 0-1			

VS.	*12/19/96	94-87	(LOSS)
@	01/04/97	83-80	(LOSS)
1996-97 Overall: 0-2 Home: 0-1 Away: 0-1			
VS.	12/16/97	103-95	(LOSS)
@	02/24/98	104-102	(WIN)
1997-98 Overall: 1-1 Home: 0-1 Away: 1-0			
@	03/23/99	84-81	(LOSS)
1998-99 Overall: 0-1 Home: 0-0 Away: 0-1			
VS.	12/22/99	74-72	(WIN)
@	01/13/00	93-83	(LOSS)
1999-00 Overall: 1-1 Home: 1-0 Away: 0-1			
@	11/10/00	87-80	(WIN)
VS.	12/01/00	94-92	(LOSS)
2000-01 Overall: 1-1 Home: 0-1 Away: 1-0			
VS.	12/18/01	95-56	(LOSS)
@	01/28/02	101-89	(LOSS)
2001-02 Overall: 0-2 Home: 0-1 Away: 0-1			
@	01/10/03	92-76	(LOSS)
VS.	03/10/03	83-73	(LOSS)
2002-03 Overall: 0-2 Home: 0-1 Away: 0-1			
@	01/15/04	97-85	(LOSS)
VS.	02/17/04	97-85	(WIN)
2003-04 Overall: 1-1 Home: 1-0 Away: 0-1			
VS.	*11/19/04	107-105	(WIN)
@	12/06/04	100-80	(WIN)
2004-05 Overall: 2-0 Home: 1-0 Away: 1-0			

BY THE NUMBERS

HEAT's largest win:38, 121-83 @ MIA, 3/14/06
 HEAT's most points:.....140, 140-129 (3 OT) @ MIA, 3/14/09
 HEAT's fewest points:56, 95-56 (L) @ MIA, 12/18/01

Jazz's largest win:39, 95-56 @ MIA, 12/18/01
 Jazz's most points:129, 140-129 (3 OT-L) @ MIA, 3/14/09
 Jazz's fewest points:70, 80-70 (L) @ MIA, 12/23/09

STREAKS

HEAT's Last Win	
Overall:	105-89 @ MIA, 12/22/12
Home:	105-89, 12/22/12
Away:	111-98, 12/8/10
HEAT's Last Loss	
Overall:	104-97 @ UTA, 1/14/13
Home:	116-114 (OT), 11/9/10
Away:	104-97, 1/14/13
Longest Winning Streak	
Overall:	7 (2/17/04-3/13/07)
Home:	7 (2/17/04-12/23/09)
Away:	3 (12/04/04-1/13/07)
Longest Losing Streaks	
Overall:	7 (11/14/94-12/16/97)
Home:	6 (12/23/92-12/16/97)
Away:	7 (12/12/88-1/12/93)

ALL-TIME SCORERS

Dwyane Wade (MIA) - 50 @ MIA, 3/14/09 (3 OT)
 Paul Millsap (UTA) - 46 @ MIA, 11/9/10 (OT)

@	01/14/06	100-94	(WIN)
VS.	03/14/06	121-83	(WIN)
2005-06 Overall: 2-0 Home: 1-0 Away: 1-0			
@	01/13/07	119-110	(WIN)
VS.	03/13/07	88-86	(WIN)
2006-07 Overall: 2-0 Home: 1-0 Away: 1-0			
@	12/03/07	110-101	(LOSS)
VS.	12/22/07	104-102	(WIN)
2007-08 Overall: 1-1 Home: 1-0 Away: 0-1			
@	12/03/08	93-89	(WIN)
VS.	**03/14/09	140-129	(WIN)
2008-09 Overall: 2-0 Home: 1-0 Away: 1-0			
VS.	12/23/09	80-70	(WIN)
@	01/11/10	118-89	(LOSS)
2009-10 Overall: 1-1 Home: 1-0 Away: 0-1			
VS.	*11/09/10	116-114	(LOSS)
@	12/08/10	111-98	(WIN)
2010-11 Overall: 1-1 Home: 0-1 Away: 1-0			
@	03/02/12	99-98	(LOSS)
2011-12 Overall: 0-1 Home: 0-0 Away: 0-1			
VS.	12/22/12	105-89	(WIN)
@	01/14/13	104-97	(LOSS)
2012-13 Overall: 1-1 Home: 1-0 Away: 0-1			

*Overtime **Double Overtime ***Triple Overtime



WASHINGTON WIZARDS

601 F Street NW, Washington, DC 20004 • (202) 661-5000

2013-14 VS. HEAT

11/3/13 @ MIA - 6:00 3/10/14 @ MIA - 7:30
1/15/14 @ WAS - 7:00 4/14/14 @ WAS - 7:00

DIRECTORY

Majority Owner Ted Leonsis
President Ernie Grunfeld
Sr. V.P., Basketball Administration Tommy Sheppard
Head Coach Randy Wittman
Assistant Coaches Don Newman, Don Zierden, Sam Cassell, Ryan Saunders, Pat Sullivan
V.P., Scouting Marc Eversley
V.P., Player Programs Ed Tapscott
Director of Player Personnel Frank Ross
Advance Scout Greg Ballard
Strength & Conditioning Coach Eric Waters
Senior Director, Communications Drew Cleary
Director, Communications Scott Hall
Manager, Communications Patrick Rees
Home Court Daren Jenkins
Radio Verizon Center (20.278)
Cable TV 106.7 The Fan (106.7 FM), Dave Johnson, Glenn Consor
Comcast SportsNet, Steve Buckhantz, Phil Chenier, Chris Miller

BACKGROUND

Founded 1961-62 Chicago Packers, 1962-63 Chicago Zephyrs, 1963-64 Baltimore Bullets, 1973-74 Capital Bullets, 1974-75 Washington Bullets, 1997-98 Washington Wizards
Division Southeast
2012-13 Record 29-53 (.353) (3rd in the Southeast Division)
All-Time NBA Record 1,873-2,332 (.445)
2012-13 Playoff Record None
All-Time Playoff Record 77-115 (.401)
NBA Titles One (1977-78)
Conference Titles Four (last: 1978-79)
Division Titles Seven (last: 1978-79)

BY THE NUMBERS

HEAT's largest win: 33, 113-80 @ MIA, 1/23/94
HEAT's most points: 128 (twice), 128-113 @ WAS, 12/30/05
HEAT's fewest points: 65, 95-65 (L) @ WAS, 11/16/02

Wizards' largest win: 34, 104-70 @ WAS, 4/26/12
Wizards' most points: 120, 121-120 (OT-L) @ MIA, 4/23/93
Wizards' fewest points: 71, 99-71 (L) @ MIA, 1/6/13

STREAKS

HEAT's Last Win
Overall: 103-98 @ WAS, 4/10/13
Home: 99-71, 1/6/13
Away: 103-98, 4/10/13
HEAT's Last Loss
Overall: 105-101 @ WAS, 12/4/12
Home: 86-84, 4/21/12
Away: 105-101, 12/4/12
Longest Winning Streaks
Overall: 12 (11/14/03-4/8/06)
Home: 10 (4/20/90-2/21/94)
Away: 7 (11/18/08-2/10/12)
Longest Losing Streaks
Overall: 4 (twice) (last: 12/13/07-4/4/08)
Home: 3 (4/6/89-2/6/90)
Away: 4 (1/2/93-11/20/93)

ALL-TIME SCORERS

Alonzo Mourning (MIA) - 50 @ MIA, 3/29/96
Gilbert Arenas (WAS) - 47 @ WAS, 12/30/05

HEAT VS. WIZARDS (70-31, HOME: 38-12, AWAY: 32-19)

@	01/12/89	106-100	(LOSS)
VS	04/06/89	101-93	(LOSS)
1988-89 Overall: 0-2 Home: 0-1 Away: 0-1			
@	11/25/89	107-88	(LOSS)
VS	01/11/90	100-89	(LOSS)
@	01/15/90	111-105	(WIN)
VS	02/06/90	118-100	(LOSS)
VS	04/20/90	117-112	(WIN)
1989-90 Overall: 2-3 Home: 2-0 Away: 1-1			
VS	11/02/90	119-95	(WIN)
@	01/29/91	105-101	(LOSS)
@	02/21/91	104-90	(WIN)
VS	04/10/91	112-106	(WIN)
@	04/14/91	101-96	(LOSS)
1990-91 Overall: 3-2 Home: 2-0 Away: 1-2			
@	01/16/92	102-94	(WIN)
VS	01/22/92	125-112	(WIN)
VS	03/08/92	112-98	(WIN)
VS	04/07/92	100-89	(WIN)
@	04/10/92	108-93	(WIN)
1991-92 Overall: 5-0 Home: 2-0 Away: 2-0			
@	01/02/93	100-93	(LOSS)
@	01/26/93	104-102	(LOSS)
VS	03/03/93	125-106	(WIN)
@	04/15/93	110-92	(LOSS)
VS	04/23/93	121-120	(WIN)
1992-93 Overall: 2-3 Home: 2-0 Away: 0-3			
@	11/20/93	104-102	(LOSS)
VS	01/23/94	113-80	(WIN)
VS	02/21/94	128-98	(WIN)
@	04/06/94	114-103	(WIN)
1993-94 Overall: 3-1 Home: 2-0 Away: 1-1			
VS	11/12/94	109-99	(LOSS)
@	02/03/95	105-95	(WIN)
VS	02/08/95	111-107	(WIN)
VS	03/05/95	103-90	(WIN)
@	03/29/95	101-97	(WIN)
1994-95 Overall: 4-1 Home: 2-1 Away: 2-0			
@	11/24/95	110-94	(LOSS)
VS	01/17/96	96-89	(WIN)
VS	03/29/96	112-93	(WIN)
@	04/08/96	111-99	(LOSS)
1995-96 Overall: 2-2 Home: 2-0 Away: 0-2			

VS	01/13/97	98-95	(WIN)
@	01/17/97	103-92	(WIN)
VS	03/06/97	99-95	(LOSS)
@	03/07/97	108-105	(WIN)
1996-97 Overall: 3-1 Home: 1-1 Away: 2-0			
@	11/01/97	109-108	(WIN)
VS	11/08/97	114-106	(WIN)
@	12/17/97	88-74	(LOSS)
VS	04/17/98	97-89	(LOSS)
1997-98 Overall: 2-2 Home: 1-1 Away: 1-1			
@	02/23/99	96-80	(WIN)
VS	03/16/99	94-85	(WIN)
@	04/04/99	90-79	(WIN)
1998-99 Overall: 3-0 Home: 1-0 Away: 2-0			
@	11/12/99	104-95	(WIN)
VS	11/27/99	89-86	(WIN)
VS	02/04/00	99-92	(WIN)
@	02/26/00	95-88	(WIN)
1999-00 Overall: 4-0 Home: 2-0 Away: 2-0			
@	12/02/00	93-90	(WIN)
VS	12/29/00	98-91	(WIN)
VS	02/27/01	103-95	(WIN)
@	04/04/01	86-84	(WIN)
2000-01 Overall: 4-0 Home: 2-0 Away: 2-0			
VS	11/30/01	84-75	(LOSS)
@	12/12/01	82-80	(LOSS)
VS	02/23/02	97-95	(WIN)
VS	02/24/02	92-80	(WIN)
2001-02 Overall: 2-2 Home: 1-1 Away: 1-1			
@	11/16/02	95-65	(LOSS)
VS	03/02/03	93-83	(WIN)
@	03/15/03	88-82	(LOSS)
VS	04/11/03	91-87	(LOSS)
2002-03 Overall: 1-3 Home: 1-1 Away: 0-2			
VS	*11/14/03	105-101	(WIN)
VS	12/23/03	79-72	(WIN)
@	12/26/03	92-84	(WIN)
@	03/21/04	101-81	(WIN)
2003-04 Overall: 4-0 Home: 2-0 Away: 2-0			
@	11/06/04	118-106	(WIN)
VS	11/09/04	103-93	(WIN)
VS	12/13/04	106-83	(WIN)
@	12/15/04	98-93	(WIN)
2004-05 Overall: 4-0 Home: 2-0 Away: 2-0			

VS	*12/11/05	104-101	(WIN)
@	12/30/05	128-113	(WIN)
VS	03/08/06	118-112	(WIN)
@	04/08/06	99-86	(WIN)
2005-06 Overall: 4-0 Home: 2-0 Away: 2-0			
@	12/15/06	106-95	(LOSS)
@	02/28/07	92-83	(WIN)
VS	03/11/07	106-104	(WIN)
VS	04/11/07	85-82	(WIN)
2006-07 Overall: 3-1 Home: 2-0 Away: 1-1			
VS	12/13/07	104-91	(LOSS)
@	12/29/07	96-74	(LOSS)
VS	03/21/08	103-86	(LOSS)
@	04/04/08	109-95	(LOSS)
2007-08 Overall: 0-4 Home: 0-0 Away: 0-2			
VS	11/14/08	97-77	(WIN)
@	11/18/08	94-87	(WIN)
VS	01/28/09	93-71	(WIN)
@	04/04/09	118-104	(WIN)
2008-09 Overall: 4-0 Home: 2-0 Away: 2-0			
@	11/04/09	93-89	(WIN)
VS	11/10/09	99-76	(WIN)
VS	11/27/09	94-84	(LOSS)
@	01/22/10	112-88	(WIN)
2009-10 Overall: 3-1 Home: 1-1 Away: 2-0			
VS	11/29/10	106-76	(WIN)
@	12/18/10	95-94	(WIN)
VS	02/25/11	121-113	(WIN)
@	03/30/11	123-107	(WIN)
2010-11 Overall: 4-0 Home: 2-0 Away: 2-0			
@	02/10/12	106-89	(WIN)
VS	04/21/12	86-84	(LOSS)
@	04/26/12	104-70	(LOSS)
2011-12 Overall: 1-2 Home: 0-1 Away: 1-1			
@	12/04/12	105-101	(LOSS)
VS	12/15/12	102-72	(WIN)
VS	01/06/13	99-71	(WIN)
@	04/10/13	103-98	(WIN)
2012-13 Overall: 3-1 Home: 2-0 Away: 1-1			

*Overtime



MEDIA



HEAT SPORTS MEDIA RELATIONS STAFF



Rob Wilson
DIRECTOR OF SPORTS MEDIA RELATIONS

Rob Wilson begins his 15th season with the HEAT and his 12th as Director of Sports Media Relations. He originally joined the HEAT as Assistant Director of Sports Media Relations in August of 1999 before being promoted to his current position in September of 2002. Wilson is responsible for the HEAT's day-to-day and game-night media operations and serves as the team's statistical historian. He also assists Vice President, Sports Media Relations Tim Donovan with daily player and coach interviews and travels with the team and serves as a media liaison on the road. Wilson has also served as the editor of the HEAT media guide for each of the past 15 seasons and served seven seasons as editor of the HEAT postseason guide.

A 1986 Villanova University graduate, Wilson has spent 31 years in the professional and collegiate athletics field. He began his career as a student manager at Villanova from 1982-86 and was a member of the staff when the Wildcats captured the 1985 NCAA Championship. After graduation, he served as public relations intern for one season at the Big East Conference in 1987-88. From 1988-93, he was the sports information director at Drexel University before joining the public relations staff of the Philadelphia Phillies in August of 1993, just two months before their World Series appearance. Wilson left the Phillies one year later to become the Men's Basketball SID at the University of Miami, a position he held for just over three years. During his tenure at UM, he also served as the Baseball SID and an assistant SID with the Hurricanes' nationally-ranked football team. He was hired by the Philadelphia 76ers in August of 1997 and spent two seasons as the Manager of Communications before joining the HEAT in August of 1999.

A native of Commack, NY, Wilson currently lives in Miami Beach.



Michael Lissack
ASSISTANT DIRECTOR OF SPORTS MEDIA RELATIONS

Michael Lissack begins his 10th full season with the HEAT as Assistant Director of Sports Media Relations after joining the club in April of 2004. His responsibilities include assisting the department with day-to-day operations, arranging player appearances, as well as designing and editing the team's preseason and postseason media guides. He also travels with the team and serves as a media liaison during road games.

Lissack received his bachelor of science degree from Boston University's College of Communications in 1999. Throughout his college years, he held season-long internships in the Boston Celtics media relations department, and summer internships with the Philadelphia 76ers. He also interned with the NHL's Boston Bruins and worked in BU's sports

marketing department.

Upon graduation, Lissack spent one season in the Golden State Warriors creative services department before returning to Boston to join the Celtics as Media Relations/Creative Services Coordinator. In that position, he was responsible for the public image of the club, as he was actively involved in writing, editing and creating all team publications and print ads, including the annual media guide and being editor of the team's monthly magazine. He was also instrumental in the day-to-day media operations and developing the Shaw's/Reebok Pro Summer League into a premier yearly event. In February of 2003, he was promoted to Manager of Team Relations where he focused on the daily media operations of the team.

A native of Philadelphia, PA, Lissack resides in Miami Beach.



Nick Maiorana
SPORTS MEDIA RELATIONS MANAGER

Nick Maiorana enters his 12th season with the HEAT organization and his 10th as a member of the Sports Media Relations department. He is responsible for writing team press releases, game notes, credentialing media and assisting the department with numerous interview requests as well as some team traveling duties throughout the season. He also serves as assistant editor of the team's publications including the media guide, preseason guide and postseason guide. In addition to his daily responsibilities, he created and maintains the HEAT's photo archive with over 25 years of historical images.

During the summer of 2012, Maiorana was promoted to Sports Media Relations Manager after serving as an assistant for eight years. In 2009 he was named the Assistant Media Coordinator for the first and second round games of the NCAA Tournament held at the American Airlines Arena in Miami as he was pivotal in meeting NCAA protocols while coordinating interviews and event staff duties.

The Miami native originally joined the HEAT as an intern for the WNBA's Miami SOL in 2002 before becoming intern of the HEAT's Basketball Operations department a year later. A graduate of Florida International University, Maiorana and his wife, Evelyn, reside in Miami.

HEAT MEDIA SERVICES

General

As the Miami HEAT enters its 26th NBA season, the team appreciates the coverage and support from the South Florida, national and international media. We look forward to working with you once again this year. In an effort to provide a quality work environment, the HEAT has established the following media information and guidelines.

AmericanAirlines Arena

The AmericanAirlines Arena mailing address is 601 Biscayne Boulevard, Miami, FL 33132. It is located just north of Port Boulevard and Bayside Marketplace and east of Biscayne Boulevard across from a Miami landmark, the Freedom Tower. Arriving via I-95 take 395 east to the Biscayne Boulevard exit, make a right at the second light and the arena will be on your left on 8th Street.

Credentials

HEAT media credentials, issued through the team's Sports Media Relations department, are required for admission to games in the AmericanAirlines Arena. Working media personnel, both regionally and nationally, are welcome at HEAT games. There are two types of HEAT media credentials available: media and photographer.

All credential requests must be approved by both the HEAT and the NBA in order to gain entrance. All credential requests (season and single-game) must come from the sports director or editor of your media outlet and be delivered on company letterhead to the attention of Rob Wilson and Nick Maiorana at the HEAT Sports Media Relations department. Those requests may be mailed, e-mailed to rwilson@heat.com and nmaiorana@heat.com or faxed to 786-777-1615. All requests from foreign and international media outlets must go directly to Michael Perrelli (mperrelli@nba.com/212-407-8304) of the NBA International Public Relations department and must be received at least three business days prior to the requested game. A credential request does not constitute a credential approval and it is the responsibility of the media outlet requesting a credential to call Nick Maiorana in the HEAT Sports Media Relations department at 786-777-1637 to confirm that the request was received and to verify whether it has been approved. A photo identification is necessary to pick up an approved credential. No credentials will be mailed.

HEAT season credentials will be issued only to media members who cover approximately 75 percent of the HEAT's home games with few exceptions. Additionally, head shots are required for all season passes for identification purposes. All other approved requests will be single-game credentials. A single-game credential allows the same access and privileges as a season pass. Single-game requests are due in the HEAT Sports Media Relations office no later than 5:00 p.m. the night before the requested game for games played Tuesday through Saturday and by 5:00 p.m. on Friday for games played on Sunday or Monday.

Credentials are to be worn in full view at all times, and once issued are the sole responsibility of the recipient and are non-transferable. In accordance with NBA rules, any person found with a credential other than their own will be escorted from the arena and the credential will be confiscated and revoked for the remainder of the season. Under NO CIRCUMSTANCES will that credential be returned.

AmericanAirlines Arena Media Entrance

Media covering a HEAT game in the AAA should enter the building through the Command Center, located at the southwest corner of the building (off Port Boulevard) next to the loading dock in the TV truck bay. This is where credentials can be picked up. The credential gate opens three and a half hours prior to the scheduled start of the game on weekdays and three hours on weekends.

The Robes Patton Memorial Pressroom

The media workroom, named in memory of late HEAT beat writer Robes Patton, is located near the northwest corner of the building. Upon entering the media gate, proceed to the left past the court entrance and the Robes Patton Memorial Pressroom will be on your left. Admission to the workroom is granted with a HEAT game credential. There is a working area where media can file stories and will be provided with game information. Team statistics, news releases, media guides, game notes and out-of-town scores are available in the Robes Patton Memorial Pressroom. Wireless internet access is available as well. The user name is [aaamedia](#) and the password is [#aaamedia@601\\$](#).

Media Dining Room

Adjacent to the Robes Patton Memorial Pressroom on the northwest corner of the building is the Media Dining Room where food and drinks are provided to the media at a cost of \$7.00. ALL media members (home, visiting or national) choosing to eat the pre-game meal will be required to pay the nominal fee with \$5 from each meal being donated to the Robes Patton Memorial Fund. Receipts are available upon request. A hot meal will be served beginning three hours prior to the scheduled game time and will shut down 30 minutes after the listed start time of the game. Snacks will be available beginning at halftime and will continue to be available through the end of the game. A HEAT media credential is needed to gain access to the Media Dining Room.

AmericanAirlines Arena Locker Rooms

The HEAT locker room, as well as the visiting team's locker room, is located off the same hallway as the Robes Patton Memorial Pressroom. Making a left out of the Robes Patton Memorial Pressroom or Media Dining Room, the visiting team locker room is located on the right (behind the visiting team bench) on the North side of the building. Continue down the hallway, past the Media Interview Room, as it wraps around to the right, the HEAT locker room is located on your left (behind the corner by the HEAT bench). As per NBA policy, access to the locker room is strictly limited to pre- and post-game only to media with appropriate credentials. Those credentials are issued only to media working the game. No still cameras or cell phones are allowed in the HEAT or visitors locker rooms.

HEAT Interview Procedures

Access to HEAT players is pre- and post-game only in accordance with NBA directives. The HEAT locker room will open 75 minutes prior to the scheduled start time of each game for a period of 30 minutes and will close 45 minutes prior to the scheduled start time. The visiting team locker room will open between 75-90 minutes prior to tip-off for a period of 30-45 minutes and will also close 45 minutes before game time. Media members are prohibited from entering the Ron Culp Training Room, the Zo Zone Weight Room or the HEAT Player Lounge. The HEAT Sports Media Relations staff is available to assist with pre- and post-game interviews.

Management

Players

12/13 Review

Records

Playoffs

History

All-Time Roster

NBA/NBADL

Opponents

Media

HEAT MEDIA SERVICES

HEAT Head Coach Erik Spoelstra will hold a pre-game press conference 105 minutes prior to the scheduled game time (5:45 p.m. for a 7:30 p.m. game) for each home game in the Media Interview Room and the visiting head coach will hold his availability session 90 minutes before the scheduled game time, usually outside the visiting locker room.

After the conclusion of games and the NBA mandated 15-minute "cool down" period, HEAT players are available for media interviews. These sessions are conducted inside the team locker room and valid HEAT credentials with locker room access are required for admittance. HEAT Head Coach Erik Spoelstra is available to the media in the Media Interview Room, located down the hall from the HEAT locker room.

AmericanAirlines Arena Media Seating

In AmericanAirlines Arena, press seating is available on the sidelines (both courtside and at the top of the lower bowl) and in the Upper Press Level. Members of the media, whether they have a season pass or a single-game pass, who would like a press seat must request one with the HEAT Sports Media Relations Department by 5:00 p.m. the day preceding the requested game (5:00 p.m. Friday for a weekend or Monday game). Press seating will be assigned for each game. The HEAT asks that media personnel consult seating charts located in the Robes Patton Memorial Pressroom, the Media Dining Room and in the seating areas to locate their seats. If your name does not appear on the seating chart and you have a credential, you are welcome to watch the game from the Upper Press Box, pressroom or dining room. Seating is based with priority going to media outlets that regularly cover the HEAT or their opponents on a daily basis, national outlets that cover the NBA on a daily basis and outlets which cover the HEAT on a weekly basis. You will be asked to move if you are found to be sitting in a seat that is not assigned to you or your outlet.

Radio And Television Broadcasts

Visiting team broadcasters coming to AmericanAirlines Arena should plan to request statisticians well in advance of a particular game. Please contact Rob Wilson (rwilson@heat.com, 786-777-4466) to arrange for a statistician. This enables the HEAT Sports Media Relations department time to provide the best available statisticians. The HEAT Sports Media Relations staff will be available to assist in arranging pre- and post-game interviews for broadcasts, as well. Media outlets needing a room to shoot interviews and any special requests should contact Rob Wilson as soon as possible, at least 24 hours prior to game time, because space is limited.

Phone Lines/Instruments

The HEAT provide a limited number of complimentary phones and phone lines for the media to use in the Robes Patton Memorial Pressroom and the auxiliary radio and photo workrooms (pipe and drape set-ups in the marshalling area). Media outlets wanting their own dedicated phone lines, either courtside, in the Robes Patton Memorial Pressroom or the auxiliary work areas, should contact Tony Coba (tcoba@heat.com, 786-777-1216) or Jose Martin (jamartin@heat.com, 786-777-1228) in the HEAT IT Department by 5:00 p.m. the night prior to the requested game (5:00 p.m. on Friday for a weekend or Monday night game).

Internet Access

Wireless internet access is provided free of charge to media members in the Robes Patton Memorial

Pressroom. Media members who prefer a dedicated hard wire connection should contact Tony Coba (tcoba@heat.com, 786-777-1216) in the HEAT IT Department, a minimum of 48 hours prior to the scheduled start time. The charge for a hard wire connection for media and team-direct orders is \$125 for a single-event or a monthly rental fee of \$275. Wireless internet access is also available in the main bowl of the AmericanAirlines Arena and the Media Interview Room. The username is aaamedia and the password is #aaamedia@601\$.

Photographers

Photographers, both print and electronic, wishing to cover a particular HEAT game should request credentials no later than 5:00 p.m. the night before the scheduled game (5:00 p.m. Friday for a weekend or Monday night game). Photographers work from assigned positions at each baseline. The sidecourt space in front of the scorer's table and on the opposite sideline is off limits, except for television camera crews approved by the NBA. Photographers must remain stationary and stay on the apron along each baseline, at least four feet off the court at all times. Photographers are also not allowed to shoot from the Upper Press Level or public walkways throughout the arena without approval from the HEAT Sports Media Relations department. Under no circumstances are flashbulbs permitted during games. In accordance with NBA rules, and to reduce the risk of injury to players, rubber lens shades are REQUIRED for all still photographers, broadcasters, news and entertainment video and film crews who are authorized to shoot NBA games.

Any requests for strobe equipment at HEAT games must come to Rob Wilson at the HEAT Sports Media Relations Department for approval. There is limited availability for strobes and if approved will cost the media outlet granted permission to shoot on the strobes a fee of \$400 per game.

Parking

The HEAT has a limited amount of media parking available, both on a season and single-game basis. Media parking, which is sold on a first-come, first-served basis at a reduced rate of \$10 per game, is located across the street at Bayside Marketplace. Media members in need of parking should contact the HEAT Sports Media Relations department with as much advance notice as possible to purchase a pass in the media parking lot.

Media Packets

Informational packets are prepared and delivered for media that stay in Miami-area hotels. Media should make the request 48 hours prior to the scheduled game if they would like to receive a packet. Media packets include game credentials, game notes, league statistical leaders, press releases and recent feature clips. Media members can also have the information e-mailed to them by making a request and providing an e-mail address.

Media Hotline

To get the latest practice and shootaround information, the media is encouraged to call the media hotline which is updated daily during the season. The HEAT Media Relations Hotline number is 786-777-4099.

Autographs

Seeking autographs or souvenir items from players or coaches is strictly prohibited and subject to forfeiture of credential. Media members are also prohibited from taking personal photos with players or coaches.

MIAMI HEAT ALL-TIME BROADCAST TEAMS

	Management	Players	12/13 Review	Records	Playoffs	History	All-Time Roster	NBA/NBADL	Opponents	Media
1988-89:	Sam Smith (TV & Radio play-by-play), Eric Reid (TV & Radio analyst), Sarvelio Del Valle (Spanish Radio)									
1989-90:	Sam Smith (TV & Radio play-by-play), Eric Reid (TV & Radio analyst), José Pañeda (Spanish Radio)									
1990-91:	Sam Smith (TV & Radio play-by-play), Eric Reid (TV & Radio analyst), José Pañeda (Spanish Radio)									
1991-92:	Eric Reid (TV & Radio play-by-play), Dave Wohl (TV & Radio analyst), José Pañeda (Spanish Radio)									
1992-93:	Eric Reid (TV play-by-play), Jack Ramsay (TV analyst), David Halberstam (Radio), José Pañeda (Spanish Radio)									
1993-94:	Eric Reid (TV play-by-play), Jack Ramsay (TV analyst), Dave LaMont (TV courtside reporter), David Halberstam (Radio), José Pañeda (Spanish Radio)									
1994-95:	Eric Reid (TV play-by-play), Jack Ramsay (TV analyst), Dave LaMont (TV courtside reporter), David Halberstam (Radio), José Pañeda (Spanish Radio)									
1995-96:	Eric Reid (TV play-by-play), Jack Ramsay (TV analyst), Dave LaMont (TV courtside reporter), David Halberstam (Radio), José Pañeda (Spanish Radio)									
1996-97:	Eric Reid (TV play-by-play), Jack Ramsay (TV analyst), Dave LaMont (TV courtside reporter), David Halberstam (Radio), José Pañeda (Spanish Radio)									
1997-98:	Eric Reid (TV play-by-play), Jack Ramsay (TV analyst), Dave LaMont (TV courtside reporter), David Halberstam (Radio play-by-play), Ed Pinckney (Radio analyst), José Pañeda (Spanish Radio)									
1998-99:	Eric Reid (TV play-by-play), Jack Ramsay (TV analyst), Dave LaMont (TV courtside reporter), Mike Inglis (Radio play-by-play), Ed Pinckney (Radio analyst), José Pañeda (Spanish TV & Radio)									
1999-00:	Eric Reid (TV play-by-play), Jack Ramsay (TV analyst), Mark Jones (TV courtside reporter), Mike Inglis (Radio play-by-play), Ed Pinckney (Radio analyst), José Pañeda (Spanish TV & Radio)									
2000-01:	Eric Reid (TV play-by-play), Ed Pinckney (TV analyst), Mark Jones (TV courtside reporter), Mike Inglis (Radio), José Pañeda (Spanish TV & Radio)									
2001-02:	Eric Reid (TV play-by-play), Ed Pinckney (TV analyst), Mike Inglis (Radio), José Pañeda (Spanish Radio play-by-play), Joe Pujala (Spanish Radio analyst)									
2002-03:	Eric Reid (TV play-by-play), Mike Fratello (TV analyst), Ed Pinckney (TV & Radio analyst), Mike Inglis (Radio play-by-play), José Pañeda (Spanish Radio play-by-play), Joe Pujala (Spanish Radio analyst)									
2003-04:	Eric Reid (TV play-by-play), Mike Fratello (TV analyst), Tony Fiorentino (TV & Radio analyst), Mike Inglis (Radio play-by-play), José Pañeda (Spanish Radio play-by-play), Joe Pujala (Spanish Radio analyst)									
2004-05:	Eric Reid (TV play-by-play), Mike Fratello (TV analyst), Tony Fiorentino (TV & Radio analyst), Jason Jackson (TV host/courtside reporter), Mike Inglis (Radio play-by-play), John Crotty (Radio analyst), Jorge Sedano (Radio pre- and post-game host), José Pañeda (Spanish Radio play-by-play), Joe Pujala (Spanish Radio analyst)									
2005-06:	Eric Reid (TV play-by-play), Tony Fiorentino (TV analyst), Jason Jackson (TV host/courtside reporter), Mike Inglis (Radio play-by-play), John Crotty (Radio analyst), Jorge Sedano (Radio pre- and post-game host), José Pañeda (Spanish TV & Radio play-by-play), Joe Pujala (Spanish TV & Radio analyst)									
2006-07:	Eric Reid (TV play-by-play), Tony Fiorentino (TV analyst), Jason Jackson (TV host/courtside reporter), Mike Inglis (Radio play-by-play), John Crotty (Radio analyst), Jorge Sedano (Radio pre- and post-game host), José Pañeda (Spanish TV & Radio play-by-play), Joe Pujala (Spanish TV & Radio analyst), Raul Striker, Jr. (Spanish TV host/courtside reporter)									
2007-08:	Eric Reid (TV play-by-play), Tony Fiorentino (TV analyst), Jason Jackson (TV host/courtside reporter), Mike Inglis (Radio play-by-play), John Crotty (Radio analyst), Jeremy Marks-Peltz (Radio pre- and post-game host), José Pañeda (Spanish Radio play-by-play), Joe Pujala (Spanish Radio analyst)									
2008-09:	Eric Reid (TV play-by-play), Tony Fiorentino (TV analyst), Jason Jackson (TV host/courtside reporter), Mike Inglis (Radio play-by-play), John Crotty (Radio analyst), Jeremy Marks-Peltz (Radio pre- and post-game host), José Pañeda (Spanish Radio play-by-play), Joe Pujala (Spanish Radio analyst)									
2009-10:	Eric Reid (TV play-by-play), Tony Fiorentino (TV analyst), Jason Jackson (TV host/courtside reporter), Mike Inglis (Radio play-by-play), John Crotty (Radio analyst), Jeremy Marks-Peltz (Radio pre- and post-game host), Tommy Tighe (Radio pre- and post-game host), José Pañeda (Spanish Radio play-by-play), Joe Pujala (Spanish Radio analyst)									
2010-11:	Eric Reid (TV play-by-play), Tony Fiorentino (TV analyst), Jason Jackson (TV host/courtside reporter), Mike Inglis (Radio play-by-play), John Crotty (Radio analyst), Jonathan Zaslow (Radio pre- and post-game host), Tommy Tighe (Radio pre- and post-game host), José Pañeda (Spanish Radio play-by-play), Joe Pujala (Spanish Radio analyst)									
2011-12:	Eric Reid (TV play-by-play), Tony Fiorentino (TV analyst), Jason Jackson (TV host/courtside reporter), Mike Inglis (Radio play-by-play), John Crotty (TV studio analyst/Radio analyst), Jonathan Zaslow (Radio pre- and post-game host), Tommy Tighe (Radio pre- and post-game host), José Pañeda (Spanish Radio play-by-play), Joe Pujala (Spanish Radio analyst)									
2012-13:	Eric Reid (TV play-by-play), Tony Fiorentino (TV analyst), Jason Jackson (TV host/courtside reporter), Mike Inglis (Radio play-by-play), John Crotty (TV studio analyst/Radio analyst), Jorge Sedano (TV studio host), Jonathan Zaslow (Radio pre- and post-game host), Tommy Tighe (Radio pre- and post-game host), José Pañeda (Spanish Radio play-by-play), Joe Pujala (Spanish Radio analyst)									

HEAT BROADCASTERS



Eric Reid

TELEVISION PLAY-BY-PLAY ANNOUNCER

Eric Reid is the lone remaining original member of the Miami HEAT broadcasting team and enters his 26th season of calling the action for the HEAT.

Reid has broadcast 1,795 regular season HEAT games during the franchise's first 25 seasons, having joined the organization just prior to the team's inaugural season in 1988-89. This season is his 37th consecutive year broadcasting basketball and his 23rd doing the play-by-play for the HEAT. Reid will describe the action for all preseason, regular season and postseason games carried on Sun Sports. He also serves as a host for Sun Sports' Emmy award-winning *Inside the HEAT* series.

Reid started with the HEAT as the color analyst, for three seasons on the team's simulcast, before switching to play-by-play duties in 1991, where he worked alongside Dave Wohl, a former HEAT assistant coach and general manager. For eight seasons (1992-00), Reid teamed with Hall-of-Fame coach, Dr. Jack Ramsay. The popular tandem worked over 500 HEAT telecasts together. Reid has also teamed with former HEAT player Ed Pinckney (2000-03) and former NBA Head Coach Mike Fratello (2002-04). For the 11th straight year, Reid will be joined by another HEAT original, Tony Fiorentino. Every spring, the duo hosts the Reid and Fiorentino Celebrity Golf Classic and Call of the Game Dinner to raise money for Lauren's Kids and the Dade School's Athletic Foundation. In October of 2011 Reid and Fiorentino were honored by the Greater Miami Chamber of Commerce with a Lifetime Contribution to Sports Award.

Reid is also an accomplished football broadcaster with 21 seasons of work on his resume, including the Big East Game of the Week telecast for two seasons on ESPN Regional, University of Miami games on both SportsChannel and Sunshine Network, Florida International University games on Sun Sports and WTVJ and Boston College contests on the New England Sports Network (NESN).

Prior to joining the HEAT, Reid spent 11 years as a college basketball broadcaster. For six years he was the radio voice of Providence College basketball, including the Friars' 1987 trip to the NCAA Final Four. Reid spent three years in Boston working for NESN and hosted both pre- and post-game shows for the Boston Red Sox. While at NESN he also did play-by-play for the Pawtucket Red Sox, the Red Sox AAA affiliate. He was also the host and writer for the syndicated weekly television show, *"This Week in the Big East"*.

Reid, who in 2005 received the Outstanding Communicator award from St. Thomas University, began his broadcast career as the radio play-by-play voice of Cornell University football, basketball and lacrosse when he served as sports director at WHCU Radio in Ithaca, New York. He has also done play-by-play work with Brown University football, University of South Florida basketball and Big East basketball. In 1990 he called the NCAA Lacrosse National Championships for ESPN.

Reid is a 1979 graduate of Ithaca College and a native of Massapequa, NY. He resides in Boca Raton, with his wife Sonide. The couple has three children, Phyllisia, Andrew and Dariel.



Mike Inglis

RADIO PLAY-BY-PLAY ANNOUNCER

Veteran NBA radio announcer Mike Inglis enters his 16th season as the HEAT's English-language radio voice where he calls every preseason, regular season and postseason HEAT game.

In his 20th season broadcasting NBA games, Inglis' extensive experience includes two stints in the NBA prior to joining the HEAT. He began his NBA broadcasting career during the 1987-88 season calling Indiana Pacers games and then was hired as the first radio play-by-play announcer of the Toronto Raptors in 1995, where he broadcast simulcast games on TV and radio. He also called all the action of the HEAT's sister team, the Miami SOL in each of their three seasons.

Subsequent to his Pacers stint, Inglis remained with WIBC Radio in Indianapolis, serving as a sportscaster and morning show co-host and announcer on broadcasts of the NFL's Indianapolis Colts and the IHL's Indianapolis Ice on TV.

Inglis went to Canada in 1993, to become the first morning host on the country's inaugural sports talk radio station, Toronto's "The FAN" Sports Radio. Inglis also called games for the NFL American Bowl, Canadian Football League, American Hockey League TV Game of the Week, North American Soccer League and the Ontario Hockey League.

Inglis, his wife, Maryellen and daughter Megan, reside in South Florida.

HEAT BROADCASTERS

Tony Fiorentino TV ANALYST



Tony Fiorentino, who has held a variety of positions within the HEAT organization since its inception in 1988, begins his 11th year as a regular member of the HEAT TV broadcast team. Fiorentino, who also serves as the HEAT's Summer Camp Director, will be teamed with Eric Reid as the color analyst on all HEAT Sun Sports telecasts. The duo currently forms the only broadcasting team in the NBA that has been employed by their team since its inception. In addition to teaming up to call all the HEAT action on Sun Sports, every spring the duo hosts the Reid and Fiorentino Celebrity Golf Classic and Call of the Game Dinner to raise money for Lauren's Kids and the Dade School's Athletic Foundation. In October of 2011, Reid and Fiorentino were honored by the Greater Miami Chamber of Commerce with a Lifetime Contribution to Sports Award.

Fiorentino, who has previous broadcasting experience as an analyst on University of Miami basketball games, a fill-in analyst for the HEAT (1991-95) and as a HEAT Insider on WAMI-TV, brings a wide array of coaching experience to his assignment. He arrived in Miami in 1988 and served as an assistant to Ron Rothstein for the HEAT's first three seasons. During that three-year period the HEAT increased its victory total each season. For three and a half seasons from 1991-95, Fiorentino served as a scouting coordinator for the HEAT before returning to the sidelines in the middle of the 1994-95 season as an assistant coach under interim head coach Alvin Gentry. Fiorentino remained on the HEAT bench for four seasons (1995-99) as an assistant coach on Pat Riley's staff, helping Miami capture three consecutive Atlantic Division crowns from 1996-99. In 2000 he was re-united with Rothstein and served as the lead assistant coach for the Miami SOL of the WNBA in their three years of existence, helping the team earn a playoff berth in just its second season.

Prior to coming to Miami, Fiorentino served two years as an assistant coach for the men's basketball team at Iona College in New Rochelle, NY. He joined the Iona staff after eight successful seasons as head coach of the boys' basketball team at nationally renowned Mt. Vernon High School, where he led the school to New York Public School State Championships in 1979 and 1981 and compiled a 182-21 record. His teams won seven league titles and he earned Coach of the Year honors three times. When he resigned to become an assistant at Iona, Fiorentino had the highest winning percentage (.897) among all active high school basketball coaches in New York State.

After graduating from Dowling (NY) College in 1971, Fiorentino earned a master's degree in counseling from the University of Bridgeport in 1975. He was elected into the Westchester (NY) Sports Hall of Fame in 2011. Born in Mt. Vernon, NY, Fiorentino currently resides in Key Biscayne.

Jason Jackson TV HOST & COURTSIDE REPORTER



This marks Jason Jackson's 10th season as television host and courtside reporter for Miami HEAT telecasts on Sun Sports. He also serves as a host for Sun Sports' Emmy award-winning *Inside the HEAT* series.

Jackson, an eight-time Emmy winner, is a versatile broadcasting veteran of over 23 years. For three seasons (2004-2007), on both 790 The Ticket and 560 WQAM, Jackson hosted the post-game coverage for Miami Dolphins' radio broadcasts. Throughout most of his tenure with the HEAT, Jackson hosted a local radio show, *The Jax Show*. He also received a writing credit for the three docudramas chronicling the last three HEAT seasons.

From 1995-2002, Jackson was an anchor/reporter at ESPN. He anchored *NBA 2Night*, *NBA Matchup* and co-hosted ESPN Radio's *Gameday*. Jackson served as host for ESPN's coverage of the NBA All-Star Game and the NBA Finals from 1997-2002. He was also a regular contributor to *SportsCenter*, *ESPNNews* and *ESPN.com*.

Before joining ESPN, Jackson worked at WSVN-TV in Miami as a sports reporter/anchor from 1994-95. Prior to that, he was news director, anchor and a talk show host at WFAL-AM and WBGU-FM in Bowling Green, OH from 1990-94.

Jackson is a 1994 graduate of Bowling Green State University. He was born in Delaware, OH, grew up in Cleveland, OH and later, Cincinnati, OH. Jackson and his wife Shirelle have two boys, Justin and Jordan. They reside in Coconut Grove.

TV PRODUCTION CREW



Ted Ballard
Executive
Director



Bob Hewitt
Director



A.J. Speaks
Producer



Benard Worrell
Associate
Director



LaVaughn Wright
Associate
Producer



Jose Cisneros
Associate
Producer

HEAT BROADCASTERS



John Crotty

TV STUDIO ANALYST & RADIO ANALYST

Former HEAT point guard John Crotty enters his ninth full season as the analyst on the HEAT Radio Network. The NBA veteran will once again team with Mike Inglis to analyze preseason, regular season and postseason action. In addition to his radio duties, Crotty joins the television studio for all HEAT road games on Sun Sports to anchor the pre-game, halftime and post-game shows.

Crotty joined the HEAT broadcast team during the 2004-05 season, beginning with the HEAT's January 1st contest against the Charlotte Bobcats, and has also been part of the Sun Sports postseason television coverage in each of Miami's last eight playoff appearances, conducting interviews and providing keen analysis.

During his 11-year NBA career, Crotty played for seven different teams before retiring after the 2002-03 season. In addition to his stint with the HEAT, Crotty played for Utah, Cleveland, Portland, Seattle, Detroit and Denver. He appeared in 477 regular season games and averaged 4.0 points, 2.1 assists and 12.1 minutes while shooting 43.1 percent from the floor, 38.4 percent from three-point range and 83.7 percent from the foul line. During his lone season with the HEAT in 1996-97, he averaged 4.8 points, 2.1 assists and 13.7 minutes while shooting 51.3 percent from the floor, 40.8 percent from three-point range and 84.4 percent from the foul line in 48 games. He helped the HEAT earn its first trip to the Eastern Conference Finals appearing in 15 postseason contests. For his career he saw action in 36 postseason contests and averaged 2.0 points and 1.0 assists in 7.5 minutes.

In addition to his broadcast duties, Crotty sells commercial real estate for Colliers International South Florida, where he is a senior vice president and partner in investment sales. He continues to be involved in the community as a member of the Orange Bowl Committee and through his youth basketball camp in Coral Gables. He graduated from the University of Virginia in 1991 with a degree in history, and he and his wife, Kara, are the parents to two daughters, Cassie and Connor. They currently reside in Coral Gables.



Will Manso

TV STUDIO HOST

The 2013-14 season marks Will Manso's first as a member of the Miami HEAT broadcast team. He joins the HEAT TV studio for road games on Sun Sports as the pre-game, halftime and post-game host and will also work a number of home games in a reporter capacity, doing interviews with assistant coaches and postgame hits outside the opposing locker room. In addition to his HEAT duties, Manso is the Sports Director at WPLG (ABC) in Miami and also serves as a host for primetime specials that air on WPLG.

Manso began his on-air career in 1996 as a sportscaster at UMTV, the student produced news station for the University of Miami. He helped develop a half-hour sports show called "Sportsdesk" and also anchored and reported for the school's newscast, *Newsvision*.

The New Jersey native left Miami for his first professional job in 1997 as the Weekend Sports Anchor/Reporter at KPAX-TV in Missoula, Montana. He later worked for the now defunct WOTV (ABC) in Battle Creek, Michigan in 1998, before getting a job at WPLG in March 1999. Manso has served as a Weekend Sports Anchor/Reporter, News Anchor/Reporter and Specials Host at WPLG. He was promoted to the position of Sports Director at WPLG in 2007.

Manso spends most of his free time with his daughter, Katelyn, and his wife, Elizabeth. A proud Cuban-American, he is involved in a number of community events and often speaks at local schools. He also emcees numerous events throughout the year and is a member of the National Association of Hispanic Journalists.

MIAMI HEAT RADIO NETWORK



Miami/Ft. Lauderdale

The Ticket (Flagship)..... WAXY (104.3 FM & AM 790)

Naples/Ft. Myers

ESPN 99.3..... WWCN (99.3 FM)

Port St. Lucie

1590 AM..... WPSL (1590 AM)

West Palm Beach

ESPN 106.3..... WUUB (106.3 FM)

HEAT BROADCASTERS

Jonathan Zaslow

PRE-GAME, HALFTIME AND POST-GAME RADIO HOST

The 2013-14 season marks Jonathan Zaslow's fourth as the pre-game, halftime and post-game radio host for HEAT broadcasts. With nine years of radio broadcasting experience, "Zaz" began his career as a reporter in 2004 as an original employee of 790 The Ticket. He then became producer of *The Boog Sciambi Show* for three years while frequently providing on-air commentary. In 2008, he became host of *The Zaslow Show* which received a permanent evening timeslot in 2009. During the NHL season, he hosted *Panthers Unrestricted Weekend*, partnering with Florida Panther play-by-play announcer Randy Moller. In addition to his HEAT duties, he co-hosts the *Hochman & Zaslow Show* weekday mornings on 104.3 FM and AM 790 The Ticket.

Zaslow, a Miami native, graduated from the University of Florida in 2004 with a degree in telecommunications. He resides in Hollywood with his wife, Tamara, and sons, Corey and Jordan.



Tommy Tighe

HEAT RADIO NETWORK HOST

With 34 years of radio broadcasting experience, veteran Tommy Tighe enters his fifth season with the HEAT Radio Network producing and co-hosting the pre-game, halftime and post-game shows. In addition to his game day duties, Tighe hosts the *HEAT Weekly Show* Saturday mornings which airs on multiple stations throughout the weekend on the HEAT Radio Network.

Between 1998-2009, Tighe was a studio host for Westwood One's college football coverage including the Cotton, Sun, Alamo, Gator and Holiday Bowls as well as their college basketball schedule which included three Final Fours and 12 NCAA Men's Basketball Championships. In addition to his collegiate duties, Tighe covered the NFL for Westwood One where he hosted *NFL Preview* with Boomer Esiason and John Madden, *NFL Fantasy* and NFL.com's *Insider Show* including the NFL Playoffs, AFC and NFC Championship Games and nine Super Bowls. Tighe also anchored coverage of the Masters, US Open, PGA Championship and British Open from 2006-09 before joining Sirius/XM's radio coverage of the FedEx Cup Playoffs in late 2009.

Prior to his time with Westwood One, Tighe served as a studio anchor for 11 years (1987-98) with CBS Sports Radio where he produced and hosted many events including the 1992, 1994 and 1998 Winter Olympics. He also anchored the US Open for three years (1994-97) while providing sports commentary on a number of shows with Brent Musburger, Greg Gumbel, Jim Nantz and Pat O'Brien to name a few.

Tighe got his start in radio broadcasting in 1980 with SportsPhone before being hired by WCBS-AM in New York serving as a correspondent for seven years (1980-87) covering all New York area teams.

A 1977 Penn State University graduate with a degree in speech communications, Tighe was born in New York before moving to New Jersey where he maintained a residence for 35 years. He currently resides in Coral Springs.



COVERING THE HEAT



Ira Winderman
South Florida
Sun-Sentinel



Shandel Richardson
South Florida
Sun-Sentinel



Joseph Goodman
Miami
Herald



Barry Jackson
Miami
Herald



Tim Reynolds
Associated
Press



Tom D'Angelo
Palm Beach
Post



Ethan Skolnick
Bleacher Report



Michael Wallace
ESPN.com



Tom Haberstroh
ESPN.com



Israel Gutierrez
ESPN.com

Management

Players

12/13 Review

Records

Playoffs

History

All-Time Roster

NBA/NBADL

Opponents

Media

HEAT BROADCASTERS



José Pañeda **SPANISH RADIO BROADCASTER**

José Pañeda, the Spanish Voice ("La Voz") of the Miami HEAT, enters his 25th year as the team's Spanish language radio play-by-play announcer, broadcasting all Miami HEAT regular season and postseason games this season. An original HEAT employee, Pañeda is in his 26th year with the team.

In 1998, Pañeda made HEAT history as he broadcasted the first ever Miami HEAT game on Spanish language television. In 2002, Pañeda once again made history by becoming the first NBA broadcaster ever to announce 1,000 consecutive regular season games in Spanish. Pañeda has announced the most HEAT games in its history which include 1,920 consecutive regular season games and all 185 playoff games including the 2006, 2012, and 2013 NBA Championships.

In addition to his HEAT duties, Pañeda has been the Spanish language radio voice at the NBA Finals 10 times, which have been broadcast in the US and internationally through several networks including the NBA on ESPN Spanish Radio Network. Pañeda is also a veteran of 11 Spanish broadcasts of the NBA All-Star game.

In 1998, Pañeda was named by *Sports Illustrated* as one of the five fastest speaking announcers in the NBA. In June 2011, Pañeda was featured for his broadcasts on the front page of the *Wall Street Journal*.

For two consecutive summers, Pañeda was the host and play-by-play announcer for WNBA games broadcast on Gems Television to 21 countries in Latin America. In the summer of 1999, Pañeda was the play-by-play voice of basketball on Univision's network coverage of the Pan American Games. Pañeda has also broadcast NBA games to TV viewers in most of Latin America through TNT Latino and provided play-by-play commentary for Fox Sports America. In 1992, Pañeda was the television color commentator at the Olympic qualifying Tournament of the Americas on Univision. He has also worked on English language radio and television in Miami.

In his additional role as Senior Advisor, Hispanic Broadcasting & Marketing, Pañeda is responsible for serving as the HEAT's spokesperson in the Hispanic community and advising the HEAT Group with their efforts. This includes creating and implementing different plans to assist the Marketing, Public Relations, Social Media, and Community Affairs departments. This is in addition to overseeing the Spanish language broadcasts.

Born and raised in Miami, Pañeda is a graduate of Belen Jesuit Prep High School and Florida International University ('86). In 2008, Pañeda, a high school baseball and soccer letterman, was inducted into the Belen Jesuit High School Sports Hall of Fame with the first ever Lifetime Achievement award for his broadcast achievements. Pañeda and his wife, Ana, are the parents of twin boys, José Carlos and Alexander Eduardo ('18). The Pañeda's reside in Miami and enjoy the summers fishing in the Florida Keys.



Joe Pujala **SPANISH RADIO ANALYST/HOST**

Joe Pujala enters his 15th year overall and 13th consecutive as a member of the Miami HEAT's Spanish broadcast team. In his role, he provides game analysis and serves as the pre-game, halftime and post-game host on all Spanish language broadcasts. He has worked over 1,400 games and has interviewed coaches, players, athletes, celebrities and dignitaries for his pre-game, halftime and post-game shows. He contributes regularly as an NBA analyst for national and international Spanish language networks as well as local South Florida radio stations.

Pujala also hosts a morning drive sports talk show on 1210 AM ESPN Deportes Miami. Additionally, he handles play-by-play on select Miami Marlins baseball broadcasts on Fox Sports Florida and was the Spanish voice of the University of Miami Hurricanes football for seven years.

During the last 29 years, his career has dealt mainly in the broadcast and advertising fields including managing the largest Hispanic radio group in South Florida. He has spent the last 15 years working in the advertising agency business, and is President of ADHOUSE Advertising, an award-winning full-service general and Hispanic-market advertising agency.

Pujala, who was born in Cuba and raised in Miami, is a graduate of Barry University.

MIAMI HEAT COMMUNITY AFFAIRS

As an extension of the NBA Cares initiative – the Miami HEAT is committed to positively dedicating time and support for the improvement of all South Florida residents, especially children and women at risk. It is our belief that as our fans and youth give to us, it is equally important that we give back to them.

EDUCATIONAL PROGRAMS

HEAT Academy – Presented by Carnival Cruise Lines

Recognizing the need for children to receive extra exposure to academics, particularly in reading, writing, math and science, the Miami HEAT for a 15th year has embraced the importance of providing children with the opportunity to have a free, quality after-school program in South Florida. Through the generous financial support of presenting sponsor Carnival Cruise Lines and additional sponsors Florida Blue and C1 Bank, through a collaborative partnership with Miami-Dade County Public Schools, the Miami HEAT has teamed up to facilitate HEAT Academy at three local inner city schools: Paul Laurence Dunbar K-8 Center, Jesse J. McCrary Jr. Elementary and Riverside Elementary. At HEAT Academy, students work on academics, get assistance with homework, have a safe place to be when their parents are not available, and most importantly, learn from positive role models who inspire kids to excel. HEAT players and employees frequently visit the classrooms and introduce their own lesson plans to the students. HEAT Academy operates the majority of the school year, Monday – Friday.

Miami HEAT Learn & Play Center presented by Florida Blue

The Miami HEAT along with Florida Blue has teamed up to create Learn & Play Centers throughout South Florida. As part of the program, the HEAT renovates an existing room into a HEAT-themed area with new paint, computers, furniture, books, audio/video equipment, games for children and other essentials necessary to transform the area into a place where children can retreat to and spend some time reading, working on their homework or playing in a safe and secure environment. To date, the HEAT has established Learn & Play Centers at 11 sites: Each of our three HEAT Academy schools – Paul Laurence Dunbar K-8 Center, Jesse J. McCrary Jr. Elementary, and Riverside Elementary – as well as Chapman Partnership, Bucky Dent Gymnasium, His House Children's Home, Miami Rescue Mission, Grapeland Park, Shake-A-Leg Miami, Miami Springs Community Center and most recently at the Joe Celestin Center.

HEAT Scholarships

In its 18th year, the Miami HEAT, in conjunction with the Miami HEAT Charitable Fund, offers scholarship funds to high school seniors each year. Scholarship applications are available in December and recipients are awarded in May. Scholarships are awarded based on academic performance, outstanding community service and financial need. Scholarships include the following: Two (2) HEAT Academic Scholarships, one (1) Alec Kessler Student-Athlete Scholarship, and one (1) Dr. Jack Ramsay Scholarship. Close to \$200,000 in scholarship funds have been awarded since the inception of this program.

HEAT Black History Month Challenge presented by Pepsi

The Black History Month Challenge is a game show-style competition held at the AmericanAirlines Arena

during the month of February where two teams of students from two local schools test their knowledge of Black history for a chance to win a HEAT prize pack, which includes HEAT tickets and a \$4,000 grant to the winning school. This will be the fifth year of the event hosted by HEAT/Sun Sports court-side reporter Jason Jackson and also incorporating two HEAT players as captains on each of the opposing teams.

ATHLETICS

HEAT Youth Basketball presented by Gatorade

In an effort to help create champions on the court as well as off it, the Miami HEAT and Gatorade have teamed up to offer South Florida youth recreational basketball leagues a chance to feel the *HEAT Experience*. As a member of the program, participants are eligible to receive an exclusive *HEAT Youth Basketball* package and special HEAT and Gatorade offers. Select member leagues are also afforded the opportunity to gain excellent on and off-court basketball training and instruction on improving their basketball and teamwork skills from HEAT players and coaches at special basketball clinics.

HEAT Wheels - Wheelchair Basketball

In conjunction with the Miami-Dade Parks' Leisure Access Services, the Miami HEAT offers support for the Miami HEAT Wheels, an adult wheelchair basketball team, and the HEAT Sparks, the junior wheelchair team, wherein players teach others how those with disabilities lead active and productive lives. The HEAT Wheels practice throughout the year and compete in local and regional matches while attempting to qualify for the National Wheelchair Basketball Tournament in February.

OUTREACH

HEAT Back to School presented by Del Monte Fresh, the Florida Department of Agriculture and Nesquik

HEAT Players, Xtreme Team, Burnie and HEAT Dancers welcome back to school the students and teachers of a local elementary school to help kickoff the school year. With a little encouragement from the HEAT players as they distribute school supplies to the children and the added excitement of the *HEAT Experience*, the event serves to alleviate any first day jitters the students might be feeling.



Mario Chalmers spends time reading with young HEAT fans at one of the HEAT Learn & Play Centers.

MIAMI HEAT COMMUNITY AFFAIRS

Re-HEAT

In its sixth year of existence the Re-HEAT program, with the support of Levy Restaurants and the AmericanAirlines Arena, provides unserved food from all HEAT home games to local homeless shelters in the Miami area, namely the Miami Rescue Mission and Chapman Partnership.

HEAT Hispanic Heritage Month Celebration presented by Pepsi, Florida Blue and Sun Sports

With the largest Hispanic season ticket fan base in the NBA, the Miami HEAT continues to engage the Hispanic community with an annual HEAT Hispanic Heritage Month Event during the month of October. In its eighth year, the event consists of a fun-filled day of festivities for the general public that includes interaction with HEAT Players, HEAT Dancers, the Xtreme Team and Burnie the mascot.

HEAT Learn to Swim presented by Florida Blue and Sun Sports

The Miami HEAT has teamed up with Florida Blue, Sun Sports and the American Red Cross in an effort to stress the importance of water safety to children of all ages throughout South Florida. The HEAT "Learn to Swim" initiative emphasizes the need for parents and children to learn how to swim and be cautious in the water through numerous community appearances by HEAT players, Burnie, Xtreme Team and HEAT Dancers. Our HEAT April Pool's Day event officially serves to kickoff the swim season in South Florida. The event consists of a press conference and an interactive portion where HEAT players as well as HEAT Dancers join young swimmers in the pool for swim lessons under the direction and supervision of American Red Cross certified lifeguards. The HEAT also provides \$10 off swim lesson coupons redeemable at select American Red Cross pool locations.

HEAT Season of Giving

The Miami HEAT players, their families and front office HEAT staff ring in the holiday season each year

with numerous festive celebrations and generous outreach efforts to help uplift the spirits of those in need. Programs include turkey giveaways during Thanksgiving, toys for children as part of our Holiday Hospital Visits, holiday parties and toy drives for local charities. During the holiday season, HEAT players work together to bring smiles and holiday cheer to those less fortunate, strengthening the connection between the beneficiaries during this most important time of year.

HEAT Beach Sweep presented by PwC

In its fifth year the HEAT Beach Sweep presented by PwC serves as the centerpiece for the HEAT during NBA Green Week, which leverages the combined weight of the league, teams, players and partners to generate awareness and raise funds in support of environmental protection. The event is a clean-up project and pro-conservation campaign aimed at preserving Miami's beaches. HEAT players, talent and staff all pitch in to clean up a beach as well as plant sea oats in sand dunes to help prevent beach erosion and establish new ecosystems.

Miami HEAT Visits, Item & Memorabilia Requests and Ticket Donations

The Miami HEAT supports numerous organizations and events throughout the South Florida community. Through special visits, donations of sports memorabilia, game tickets, in-kind items and player/mascot/dancer appearances, as well as staff involvement and volunteerism, the Miami HEAT reaches out to the community on a year-round basis.

All requests for donated items and player appearances must be submitted in writing on organization letterhead at least six (6) weeks prior to an event to the address listed below. Please include the date, time and location of the event and mail to:

Miami HEAT
Community Affairs Department/Requests
601 Biscayne Boulevard
Miami, FL 33132



HEAT players Norris Cole, Ray Allen and LeBron James spread holiday cheer visiting young fans at local hospitals during the holiday season.

MIAMI HEAT COMMUNITY AFFAIRS

MIAMI HEAT CHARITABLE FUND

Established in 1997, the Miami HEAT Charitable Fund supports programs for the betterment of at-risk families in South Florida. Beneficiaries include SafeSpace, a domestic violence shelter for women and children, the Jackson Memorial Foundation's Guardian Angels which now benefits Jackson's Center for Maternity and Babies at Holtz Children's Hospital, and the Miami Coalition for a Safe and Drug-Free Community.

The Miami HEAT Charitable Fund also provides educational scholarships for high school seniors and partners with inner-city elementary schools to fund the HEAT Academy, which provides after-school tutoring and mentoring programs. Through these initiatives, the Miami HEAT Charitable Fund continues to inspire the youth of South Florida to envision their dreams and achieve their goals.

Miami HEAT Home Court for Kids Wing at Holtz Children's Hospital

Holtz Children's Hospital at Jackson Memorial recently celebrated the dedication of its new state-of-the-art pediatric intensive care unit made possible by a joint donation of \$2.5 million by Carnival Cruise Lines and the Miami HEAT Charitable Fund. The redesigned facility currently lets parents play a more active role in their child's treatment and recovery. This ongoing partnership allows for more critically ill children to be treated in South Florida through cutting-edge medical care.

Home Strong

Established in 2006, Home Strong is an ongoing program that salutes and honors the courageous men and women in uniform for their dedication to the United States Armed Forces. Home Strong's mission is to give aid, support and recognition to any person who has been in harms way in the military service.

Beneficiaries include:

*HEAT Home Strong Recognition Program: Hosts, honors and supports military personnel and their families who have served in combat and reside in the South Florida area.

*Fisher House Foundation: Builds and maintains a "home away from home" at no charge for military families of patients receiving medical care at nearby VA medical centers.

*America's Moms for Soldiers: A program sending monthly "care packages" to our soldiers in Forward Operating Bases (F.O.Bs) in Iraq and Afghanistan.

Miami HEAT Family Festival

The Miami HEAT Family Festival, presented by Carnival Cruise Lines is a themed, interactive, carnival-like celebration in which HEAT players, coaches, celebrities and 250 families come together for a day of family and fun in an effort to raise vital dollars for local charities. Top restaurants from South Florida create a memorable dining "Food Court" extravaganza as well. In anticipation of this marquee event, the Foundation will serve as host to the annual Celebrity/Team Dinner & Concert, presented by Hublot.

HEAT Scramble Golf Classic

The Annual HEAT Scramble Golf Classic has offered golfers an opportunity to tackle some of the most prominent golf courses around town, such as Don Shula's in Miami Lakes, the Blue Monster at the Doral Golf Resort and Spa and most recently, the Miccosukee



Ray Allen and Chris Bosh participate in the HEAT's annual Thanksgiving in Overtown event.

Golf & Country Club. All net proceeds benefit the Miami HEAT Charitable Fund. This season's event is expected to feature appearances by several current HEAT players and plans to be the largest golf event ever hosted by the Fund.

Annual Toy/Food Drive

The spirit of giving continues year round for the Miami HEAT through the Annual Toy/Food Drive. Historically, the HEAT and its fans have brought in canned food and toys for Food Drives to benefit Curley's House of Style, a food pantry in Liberty City that serves over 1,000 people each day. The toys are distributed to the HEAT's local beneficiaries to support at-risk youth.

Miami HEAT Player Ticket Program

One of the most generous and trendsetting programs in the NBA, the Miami HEAT's Player Ticket Program will spend the entire 2013-14 regular season reaching out to children who typically would only dream of watching a HEAT game live. HEAT players joined forces to donate tickets for every single home game to local charitable organizations and over the course of the season, more than 5,000 children, many for the first time, will have the opportunity to enjoy a HEAT game, courtesy of their favorite HEAT players and role models. Players also graciously provide several private 'Meet & Greet' opportunities for the groups prior to each HEAT home game, where the players talk to children, signs autographs and take pictures.

HEAT Family Charity Group

The Miami HEAT Family Charity Group, established in conjunction with the Miami HEAT Charitable Fund, consists of members including wives of active HEAT coaches, players, select senior executive management as well as player mothers and family. The group works closely together with the Miami HEAT Charitable Fund to assist the South Florida community through activities including the organization of various fundraising efforts, the Annual SafeSpace Holiday Outreach initiative, the Domestic Violence Prevention Walk and other numerous hours of volunteer contributions.

Management

Players

12/13 Review

Records

Playoffs

History

All-Time Roster

NBA/NBADL

Opponents

Media

AMERICAN AIRLINES ARENA INFORMATION



Since its spectacular grand opening on December 31, 1999, the American Airlines Arena – South Florida's Waterfront Showplace and proud home to the 2006, 2012 and 2013 NBA Champion Miami HEAT – has become one of the nation's premier facilities in sports and entertainment and a center of activity in South Florida.

Built with state-of-the-art sound and lighting and HD and electronic media signage inside and out, the impressive 19,600-seat American Airlines Arena ranks among the nation's top 10 venues annually for total ticket sales and among the top 5 for Latin entertainment. The arena has hosted diverse musical superstars such as Beyonce, Madonna, Coldplay, Marc Anthony, Phish, Bruno Mars, Taylor Swift, Lady Gaga and Jay-Z just to name a few.

The American Airlines Arena has also hosted several live TV events, including the MTV Music Awards and the prestigious Latin Grammy Awards, each placing Miami in the international spotlight. In addition, Univision Network has broadcasted its legendary Premio Lo Nuestro Awards show from the Arena for five of the last six years.

More intimate concerts can be accommodated in the Arena's modern and versatile Waterfront Theatre, providing multiple options for events hosting 3,000 to 5,800 guests. It comes complete with a ceiling to floor acoustic curtain, proscenium stage, theatrical lighting, carpeted isles and beautiful chandeliers.

In addition to being a great concert venue, the Arena has proven itself as South Florida's number one sports and entertainment destination. Not just the home of the Miami HEAT, the Arena has been the venue of choice for family shows like the Harlem Globetrotters, Disney On Ice, Ringling Bros. and Barnum & Bailey Circus, The Wiggles, Sesame Street, Yo Gabba Gabba, WWE and more.

The Arena has hosted a variety of private events, galas, film/commercial shoots and meetings, large and small in a myriad of unique space. Whether utilizing the entire Arena or specialty spaces, including the ultra-exclusive Dewar's Clubhouse and the East Plaza with its stunning view of Biscayne Bay, every event has the Arena's VIP touch.

American Airlines Arena is launching the 2013-14 season with new Flagship Lounges, refreshed concessions and a celebrity chef program sure to deliver the most luxurious and exciting experience in sports and entertainment dining for HEAT fans this season. The arena will bring in renowned chefs, celebrity mixologists and master sommeliers from Miami to deliver a season of dynamic, memorable dining experiences

that match the excitement, inspiration and thrill of what happens on the court and the stage at American Airlines Arena.

Hyde Lounge is the Arena's newest hotspot and trendiest private nightclub in Miami. The 1,400 sq. ft. intimate club is located on the event level of American Airlines Arena. The club boasts posh décor, exclusive private table's featuring bottle service, the freshest sushi and the hottest trends in Mixology.

HEAT fans can enjoy the ultimate nightlife experience at Hyde without leaving the Arena. The club features a dining and lounge atmosphere through the first three quarters of the game and then transitions to a chic nightclub from the fourth quarter until closing. The club comes alive with DJ entertainment, state-of-the-art sound & lighting features. Hyde can also be booked for private parties for groups up to 230 guests on non-game/event days.

The MiamiMediaMesh is the most eye-catching LED motion graphic display in South Florida, showcasing all the exciting events coming to the Arena. Located in the heart of downtown Miami and affixed to the front of the Arena, this revolutionary, state-of-the-art, first-of-its-kind, energy-efficient digital media façade has transformed downtown Miami into Times Square South. Blending seamlessly with the Arena architecture, the MiamiMediaMesh covers 3,400 square feet of the Arena's west face, making it the largest digital LED display in the Southeast region of the United States.

Always looking to be more energy efficient and environmentally friendly, on April 7, 2009, American Airlines Arena was awarded LEED certification in the category of Existing Buildings: Operations & Maintenance by the U.S. Green Building Council (USGBC). LEED is the USGBC's leading rating system for designing and constructing the world's greenest, most energy-efficient, and high performing buildings. The American Airlines Arena became the first existing building in the country to have received LEED certification and the only one in Florida to receive this prestigious designation by the USGBC.

The American Airlines Arena is the cornerstone of a rapidly developing downtown area. With more than 15,000 new residents moving in over the next three years and 40,000 in the next decade, the Arena is positioned for success. With its wealth of amenities, incredible location, spectacular surroundings and impressive array of events, the American Airlines Arena is the number one choice when looking for entertainment and fun in South Florida.

To learn more about American Airlines Arena, log on to www.aaarena.com.



Grand Opening: 12/31/1999

19,600 (balcony open)
and 16,500 (balcony
closed) for basketball;
15,500 for concerts;
5,800 for theatrical
shows.

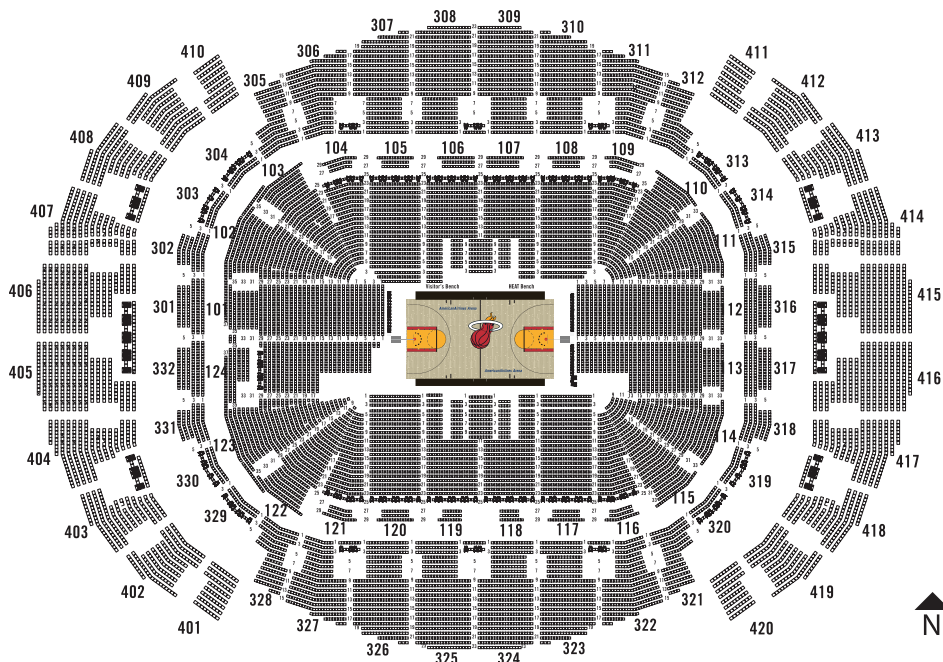
On-Site Parking

Spaces: 1,150

Site: 14.63 acres

Building Area: 680,000
square feet (arena only);
1.4 million square feet
(arena and surrounding
development)

AMERICAN AIRLINES ARENA



INDIVIDUAL GAME TICKETS:

Individual game tickets are available through the American Airlines Arena Box Office. The American Airlines Arena Box Office is located on the North side of the Arena, and is open from 10 a.m. – 5 p.m. Monday through Friday. On Saturdays and Sundays on event days only, it's open from noon until halftime. Fans can purchase individual game tickets for the HEAT by calling 1-800-4NBA-TIX or by visiting the American Airlines Arena Ticket Office, Ticketmaster outlets and online at HEAT.com and Ticketmaster.com.

SEASON TICKET AND GROUP SALES PRICES:

For information on HEAT season tickets and partial plans, call (786) 777-HOOP or log on to HEAT.com. For information on group sales, call (786) 777-DUNK.

ticketmaster

www.ticketmaster.com

1-800-4NBA-TIX

2013-14 MIAMI HEAT REGULAR SEASON SCHEDULE

OCTOBER/NOVEMBER						
S	M	T	W	T	F	S
		29 T CHI 8:00 PM	30 S PHI 7:00 PM	31 1 S/E BKN 8:00 PM	2	
3 S	4	5 S TOR 7:00 PM	6	7 T LAC 7:00 PM	8	9 S BOS 7:30 PM
10	11	12 S MIL 7:30 PM	13	14	15 S DAL 7:00 PM	16 S CHA 7:00 PM
17	18	19 S ATL 7:30 PM	20 S ORL 7:00 PM	21	22	23 S ORL 7:30 PM
24	25 S PHO 7:30 PM	26	27 S/E CLE 7:30 PM	28	29 S TOR 7:00 PM	30

DECEMBER						
S	M	T	W	T	F	S
1 S CHA 6:00 PM	2	3 S DET 7:30 PM	4	5 S/T CHI 9:30 PM	6	7 S MIN 8:00 PM
8 S DET 6:00 PM	9	10 S IND 7:00 PM	11	12	13	14 S CLE 7:30 PM
15	16 S UTA 7:30 PM	17	18 S/E IND 7:00 PM	19	20 S SAC 7:30 PM	21
22	23 S ATL 7:30 PM	24	25 A LAL 5:00 PM	26	27 S SAC 10:00 PM	28 S POR 10:00 PM
29 DEN 9:00 PM	30 S	31				

JANUARY						
S	M	T	W	T	F	S
			1	2 S GS 7:30 PM	3	4 S ORL 7:00 PM
5 S TOR 6:00 PM	6	7 S NO 7:30 PM	8	9 T NY 8:00 PM	10 S/E BKN 8:00 PM	11
12	13	14	15 S WAS 7:00 PM	16	17 S PHI 7:30 PM	18 S CHA 7:30 PM
19	20 S ATL 5:30 PM	21 S BOS 7:30 PM	22	23 T LAL 8:00 PM	24	25
26 A SA 1:00 PM	27	28	29 S/E OKC 7:00 PM	30	31	

FEBRUARY						
S	M	T	W	T	F	S
						1 S/E NY 8:30 PM
2	3 S DET 7:30 PM	4	5 S/E LAC 10:30 PM	6	7	8 S UTA 9:00 PM
9	10	11 S PHO 9:00 PM	12 S/N GS 10:30 PM	13	14	15
16	17	18 S DAL 8:30 PM	19	20 T OKC 8:30 PM	21	22
23 A CHI 3:30 PM	24	25	26	27 T NY 8:00 PM	28	

MARCH						
S	M	T	W	T	F	S
						1 S ORL 7:30 PM
2	3 S CHA 7:30 PM	4 S HOU 8:00 PM	5	6 S/T SA 8:00 PM	7	8
9 A CHI 1:00 PM	10 S WAS 7:30 PM	11	12 S/E BKN 7:00 PM	13	14 S DEN 7:30 PM	15
16 A HOU 3:30 PM	17	18 S CLE 7:00 PM	19 S BOS 7:30 PM	20	21 S MEM 7:30 PM	22 S NO 8:00 PM
23	24 S POR 7:30 PM	25	26 S/E IND 8:00 PM	27	28 S DET 7:30 PM	29 S MIL 8:30 PM
30 TOR 7:30 PM	31 S					

APRIL						
S	M	T	W	T	F	S
		1	2 S MIL 7:30 PM	3	4 S MIN 7:30 PM	5
6 A NY 1:00 PM	7	8 S/T BKN 8:00 PM	9 S/E MEM 8:00 PM	10	11 S/N IND 7:30 PM	12 S ATL 7:30 PM
13	14 S WAS 7:00 PM	15	16 S PHI 8:00 PM	17	18	19
20	21	22	23	24	25	26
27	28	29	30			

ALL GAME TIMES ARE EASTERN TIME
ALL GAMES CAN BE HEARD ON
104.3 FM & AM 790 THE TICKET (ENGLISH)
WAQI RADIO MAMBI 710 AM (SPANISH)

 HOME  AWAY
S: SUN SPORTS A: ABC E: ESPN N: NBA TV T: TNT