

MIAMI HEAT

2015-16 MEDIA GUIDE



2015-16 MIAMI HEAT REGULAR SEASON SCHEDULE

OCTOBER/NOVEMBER						
S	M	T	W	T	F	S
			28 F CHA 7:30 PM	29	30 F/E CLE 7:00 PM	31
1 F HOU 6:00 PM	2	3 F/N ATL 7:30 PM	4	5 F MIN 8:00 PM	6 F/E IND 8:00 PM	7
8 F TOR 6:00 PM	9	10 LAL 7:30 PM	11	12 F UTA 7:30 PM	13	14
15	16	17 MIN 7:30 PM	18	19 F SAC 7:30 PM	20	21 F PHI 8:00 PM
22	23 F/N NYK 7:30 PM	24	25 F DET 7:30 PM	26	27 F/N NYK 7:30 PM	28
29	30 F BOS 7:30 PM					

FEBRUARY						
S	M	T	W	T	F	S
	1	2 F/N HOU 8:00 PM	3 F DAL 8:30 PM	4	5 F CHA 7:00 PM	6
7 A LAC 2:00 PM	8	9 F SAS 7:30 PM	10	11	12	13
14	15	16	17	18	19 F ATL 8:00 PM	20 F WAS 7:30 PM
21	22 F IND 7:30 PM	23	24 F GSW 7:30 PM	25	26	27 F BOS 3:00 PM
28 F NYK 7:30 PM	29					

DECEMBER						
S	M	T	W	T	F	S
		1	2	3 T OKC 7:00 PM	4	5 F/N CLE 8:00 PM
6	7 F WAS 7:30 PM	8	9 F CHA 7:00 PM	10	11 F/E IND 7:00 PM	12
13 F MEM 6:00 PM	14 F ATL 8:00 PM	15	16 F BKN 7:30 PM	17	18 F TOR 8:00 PM	19
20 F POR 1:00 PM	21 DET 7:30 PM	22 F DET 7:30 PM	23	24	25 F/E NOP 12:00 PM	26 F ORL 7:00 PM
27	28 F BKN 7:30 PM	29 F MEM 8:00 PM	30	31		

MARCH						
S	M	T	W	T	F	S
		1 F/N CHI 7:30 PM	2	3 F PHX 7:30 PM	4 F PHI 7:00 PM	5
6 F PHI 6:00 PM	7	8	9 F/E MIL 7:00 PM	10 CHI 8:00 PM	11 F/N TOR 7:00 PM	12 F
13 DEN 7:30 PM	14 F DEN 7:30 PM	15	16	17 F CHA 7:30 PM	18 CLE 7:30 PM	19 F
20	21	22 F NOP 8:00 PM	23 F SAS 8:30 PM	24	25 F ORL 6:00 PM	26
27	28 F BKN 7:30 PM	29	30 F/N LAL 10:30 PM	31		

JANUARY						
S	M	T	W	T	F	S
				1 F DAL 7:30 PM	2	
3 F WAS 6:00 PM	4 F/N IND 7:30 PM	5	6 F/E NYK 7:00 PM	7	8 F PHX 9:30 PM	9 F UTA 9:00 PM
10 GSW 10:30 PM	11 F GSW 10:30 PM	12	13 F/E LAC 10:30 PM	14	15 F DEN 9:00 PM	16
17 F OKC 7:00 PM	18	19 F MIL 7:30 PM	20 F WAS 7:00 PM	21	22 F/E TOR 8:00 PM	23
24	25 F CHI 8:00 PM	26 F BKN 7:30 PM	27	28	29 F MIL 8:30 PM	30
31 F ATL 6:00 PM						

APRIL						
S	M	T	W	T	F	S
					1 F SAC 10:00 PM	2 F POR 10:00 PM
3	4	5 F DET 7:30 PM	6	7 T CHI 8:00 PM	8 F ORL 7:00 PM	9
10 F ORL 6:00 PM	11	12 F DET 7:30 PM	13 F BOS 8:00 PM	14	15	16
17	18	19	20	21	22	23
24	25	26	27	28	29	30

ALL GAME TIMES ARE EASTERN TIME
ALL GAMES CAN BE HEARD ON
790 THE TICKET (ENGLISH)
WAQI RADIO MAMBI 710 AM (SPANISH)

 HOME  AWAY

F: FOX SPORTS SUN A: ABC
E: ESPN N: NBA TV T: TNT

TABLE OF CONTENTS

HEAT

Team Directory.....	3-5
Micky Arison.....	6
Nick Arison.....	7
Pat Riley.....	8-11
Eric Woolworth.....	12
Erik Spoelstra.....	13-15
David Fizdale.....	16
Juwan Howard.....	17
Keith Smart.....	17
Chris Quinn.....	18
Brian Hecker.....	18
Jay Sabol.....	19
Bill Foran.....	19
Andy Elisburg.....	20
Tim Donovan.....	20
Chet Kammerer.....	21
Alonzo Mourning.....	21
Adam Simon.....	22
Keith Askins.....	22
Chad Kammerer.....	22
Bob McAdoo.....	23
Basketball Operations Staff.....	24-25
Business Operations Staff.....	26-27
HEAT Group Staff.....	28-34

PLAYERS

Chris Andersen.....	38-42
Chris Bosh.....	43-49
Mario Chalmers.....	50-54
Luol Deng.....	55-60
Goran Dragic.....	61-65
James Ennis.....	66-68
Gerald Green.....	69-73
Udonis Haslem.....	74-80
Tyler Johnson.....	81-82
Josh McRoberts.....	83-86
Josh Richardson.....	87-88
Amar'e Stoudemire.....	89-96
Dwyane Wade.....	97-107
Hassan Whiteside.....	108-110
Justise Winslow.....	111-112
How The HEAT Were Built.....	113
Team Roster.....	114

2014-15 REVIEW

2014-15 Season.....	116
2014-15 Game-by-Game.....	117
2014-15 Statistics.....	118
2014-15 Misc. Statistics.....	119-122
2014-15 Season Highs.....	123-124
2014-15 Season Lows.....	125

RECORDS

HEAT Records.....	128-145
Opponents Records.....	145-157
Overtime Results.....	158
Yearly Leaders.....	159-163
Rookie Records.....	164-166
Miscellaneous Records.....	166-171
Coaching Records.....	167

Attendance Records.....	172
AmericanAirlines Arena.....	173-175
Christmas Day.....	175
Opening Night.....	176-177
Preseason Results.....	178-182

PLAYOFFS

History.....	184-189
Postseason Leaders.....	190-191
HEAT Records.....	191-200
Opponents Records.....	201-210
HEAT Series Records.....	211-218
Opponents Series Records.....	218-225
2014 Results.....	226-228
2013 Results.....	229-231
2012 Results.....	232-234
2011 Results.....	235-237
2010 Results.....	238
2009 Results.....	239
2007 Results.....	240
2006 Results.....	241-243
2005 Results.....	244-246
2004 Results.....	247-248
2001 Results.....	249
2000 Results.....	250-251
1999 Results.....	252
1998 Results.....	253
1997 Results.....	254-256
1996 Results.....	257
1994 Results.....	258
1992 Results.....	259
Playoff Firsts.....	260

HISTORY

2013-14.....	262-264
2012-13.....	265-267
2011-12.....	268-270
2010-11.....	271-273
2009-10.....	274-276
2008-09.....	277-279
2007-08.....	280-282
2006-07.....	283-285
2005-06.....	286-288
2004-05.....	289-291
2003-04.....	292-294
2002-03.....	295-297
2001-02.....	298-300
2000-01.....	301-303
1999-00.....	304-306
1998-99.....	307-309
1997-98.....	310-312
1996-97.....	313-315
1995-96.....	316-318
1994-95.....	319-321
1993-94.....	322-324
1992-93.....	325-327
1991-92.....	328-330
1990-91.....	331-333
1989-90.....	334-336
1988-89.....	337-339
Key Dates and Transactions.....	340-379

Trade History.....	380-383
HEAT NBA Award Winners.....	384-385
HEAT NBA All-Stars.....	386
Draft History.....	387-388
HEAT Firsts.....	389

ALL-TIME ROSTER

Jersey Numbers.....	392
Players.....	393-447

NBA

NBA Directory.....	450
2014-15 Standings/	
Playoff Results.....	451
2014-15 Award Winners.....	452-454
2014-15 Statistical Leaders.....	455-456
2015-16 NBA Officials.....	456
2015 NBA Draft.....	457
2015-16 NBA Key Dates.....	458
NBA Cares.....	458
NBA Development League.....	459-462
Sioux Falls Skyforce.....	460-461

NBA OPPONENTS

Atlanta Hawks.....	464
Boston Celtics.....	465
Brooklyn Nets.....	466
Charlotte Hornets.....	467
Chicago Bulls.....	468
Cleveland Cavaliers.....	469
Dallas Mavericks.....	470
Denver Nuggets.....	471
Detroit Pistons.....	472
Golden State Warriors.....	473
Houston Rockets.....	474
Indiana Pacers.....	475
Los Angeles Clippers.....	476
Los Angeles Lakers.....	477
Memphis Grizzlies.....	478
Milwaukee Bucks.....	479
Minnesota Timberwolves.....	480
New Orleans Pelicans.....	481
New York Knicks.....	482
Oklahoma City Thunder.....	483
Orlando Magic.....	484
Philadelphia 76ers.....	485
Phoenix Suns.....	486
Portland Trail Blazers.....	487
Sacramento Kings.....	488
San Antonio Spurs.....	489
Toronto Raptors.....	490
Utah Jazz.....	491
Washington Wizards.....	492

MEDIA INFORMATION

HEAT Media Relations Staff.....	494
HEAT Media Services.....	495-496
HEAT Broadcasters.....	497-503
HEAT Community Affairs.....	504-507
AmericanAirlines Arena.....	508

Miami HEAT • AmericanAirlines Arena, 601 Biscayne Blvd., Miami, FL 33132 • (786) 777-4328 • www.HEAT.com

Executive Editor	Tim Donovan
Editor	Rob Wilson
Assistant Editors	Michael Lissack, Nick Maiorana, Darren Feeney, Andrew Perez

Photography	Issac Baldizon, NBA Photos
Front Cover Photo	David Alvarez
Design, Prepress & Printing	Franklin Dodd Communications, LLC

Special thanks to Bob Rosen & Chris Thorn (Elias Sports Bureau) and Mary Jo Lynch & Karl Fitzgerald (Franklin Dodd Communications).

© 2015 Miami HEAT. The information contained in this publication was compiled by the Miami HEAT and is provided as a courtesy to our fans and the press and may be used only for personal or editorial purposes. Any commercial use of this information is prohibited without the prior written consent of the Miami HEAT. All NBA and team insignia depicted in this publication are the property of NBA Properties, Inc. and the respective teams of the NBA and may not be reproduced for commercial purposes without the prior written consent of NBA Properties, Inc.



Since Micky Arison became Managing General Partner of the HEAT and hired Pat Riley as Team President in 1995,

the HEAT has become one of the most stable, professional and successful franchises in all of professional sports, both on and off the court. During the 20-year Arison-Riley partnership the HEAT has won three NBA Championships, five Eastern Conference Championships, 11 Division Championships, has made 16 postseason appearances and has the best record in the Eastern Conference. The HEAT are one of just five franchises out of 122 in the four major North American professional sports leagues that have made at least 16 postseason appearances and won at least three league championships during the 20-year period.



HEAT GROUP STAFF DIRECTORY

EXECUTIVE

Managing General Partner.....	Micky Arison
Chief Executive Officer.....	Nick Arison
President.....	Pat Riley

BASKETBALL OPERATIONS EXECUTIVES

Senior Vice President, Basketball Operations/ General Manager.....	Andy Elisburg
Vice President, Sports Media Relations.....	Tim Donovan
Vice President, Player Personnel.....	Chet Kammerer
Vice President, Player Programs.....	Alonzo Mourning
Assistant General Manager/General Manager Sioux Falls Skyforce.....	Adam Simon

BASKETBALL OPERATIONS EXECUTIVE STAFF

Executive Assistant to the President.....	Karen Merrill
Executive Assistant, Basketball Operations.....	Yvette Morrell
Executive Assistant to the Head Coach.....	Rich Fernando

BASKETBALL COACHING

Head Coach.....	Erik Spoelstra
Assistant Head Coach.....	David Fizdale
Assistant Coach.....	Juwan Howard
Assistant Coach.....	Keith Smart
Assistant Coach/Player Development.....	Chris Quinn
Director of NBA Scouting/Advance Scout.....	Chad Kammerer
Player Development Coach/Director of Minor League Operations.....	Octavio De La Grana
Director of Basketball Information and Technology/Player Development Coach.....	Brian Hecker
Video Coordinator.....	Eric Glass
Basketball Analyst.....	Bob Chaikin
Assistant Video Coordinator.....	Dan Bisaccio

MEDICAL

Athletic Trainer.....	Jay Sabol
Assistant Coach/Strength & Conditioning Coach.....	Bill Foran
Assistant Athletic Trainer & Director of Rehabilitation.....	Brandon Gilliam
Assistant Athletic Trainer.....	Wes Brown
Head Equipment Manager/ Travel Coordinator.....	Rob Pimental
Neuromuscular Therapist.....	Vinny Aquilino
Assistant Strength & Conditioning Coach.....	Eric Foran
Equipment Intern.....	Matt Dodson
Team Physicians.....	Dr. Harlan Selesnick, Dr. Allan Herskowitz, Dr. Edward Neff, Dr. Steve Tarkin, Dr. Jim Losito, Dr. Richard Mariani, Dr. Larry Brown, Dr. Angelo Thrower, Dr. Henry Trattler

BASKETBALL OPERATIONS

Senior Director of Team Security.....	David Holcombe
Director of College & Pro Scouting.....	Keith Askins
Scout/Community Liaison.....	Bob McAdoo
Director of Team Services.....	Kenny McCraney
Executive Director, Miami HEAT Charitable Fund.....	Steve Stowe
Director of Scouting Operations.....	Eric Amsler
Director of Basketball Operations.....	Dave Beyer
Scouts.....	Randy Embry, Jack Fitzgerald, Ed Maull, Bob Reinhart
Basketball Operations Interns ..	Andrew Perez, Jeff Saunders

SPORTS MEDIA RELATIONS STAFF

Senior Director of Sports Media Relations.....	Rob Wilson
Director of Sports Media Relations.....	Michael Lissack
Sports Media Relations Manager.....	Nick Maiorana
Sports Media Relations Intern.....	Aaron Brecheisen

SKYFORCE BASKETBALL OPERATIONS

General Manager, Basketball Operations.....	Adam Simon
Head Coach.....	Dan Craig
Player Development Coach/Director of Minor League Operations.....	Octavio De La Grana
Assistant Coach.....	Corey Belser
Director of Basketball Operations.....	Justin Van Kooten
Athletic Trainer.....	Dustin Schramm
Director of Sports Media Relations.....	Darren Feeney

BUSINESS OPERATIONS EXECUTIVES

President, Business Operations.....	Eric Woolworth
Executive Vice President/CFO.....	Sammy Schulman
Executive Vice President/CMO.....	Michael McCullough
Executive Vice President/General Counsel.....	Raquel Libman
Executive Vice President/General Manager, AmericanAirlines Arena.....	Kim Stone
Executive Vice President/Chief Revenue Officer.....	John Vidalin
Executive Vice President/Chief Information Officer.....	Tony Coba
Executive Vice President, HEAT Group Enterprises.....	Jarred Diamond
Vice President, Human Resources.....	Sonia Harty
Vice President, Marketing Division.....	Jeff Craney
Vice President, Finance.....	Jeff Morris
Vice President/Assistant General Manager, AmericanAirlines Arena.....	Brian Babin
Vice President, Ticket Operations & Strategic Planning.....	Jennifer Mallory
Vice President, Corporate Partnerships Sales and Service.....	Chris Maragno
Vice President, Operations/Assistant General Manager, AmericanAirlines Arena.....	Jim Spencer
Vice President, STSR & Assistant General Manager.....	Garrick Amos
Vice President, Tickets & Premium Sales and Service.....	Mark Brown
Vice President, Retail Business & Development.....	Andy Montero
Vice President, Associate General Counsel.....	Vered Yakovee

BUSINESS OPERATIONS EXECUTIVE STAFF

Executive Assistant, Business Executive Office.....	Raquel Motola
Executive Assistant, Legal.....	Susan Greenwood
Executive Assistant, Arena & STSR.....	Rocio Vasquez

ADMINISTRATIVE SERVICES

Senior Director of Administrative Services.....	Sybil Wilson
Shipping & Receiving Senior Manager.....	Rosana Iglesias
Shipping & Receiving Coordinator.....	Marilyn Charles
Administrative Services Assistant.....	Sherrella Thompson
Lead Receptionist.....	Sandy Rodriguez
Mail Room Clerk.....	Alvic Galindo

ARENA BROADCAST SERVICES

Director of Arena Broadcast Services.....	David Vickery
Arena Broadcast & Digital Signage Manager.....	Javier Caballero
Arena Broadcast Services Managers.....	Jorge Arronte, Brad Duval
Arena Broadcast Services Coordinator.....	Daniel Ortiz

BROADCASTING

Executive Director.....	Ted Ballard
Director of Television Game Broadcast.....	Bob Hewitt
Television Game Broadcast Producer.....	A.J. Speaks
Television Game Broadcast Associate Director.....	Benard Worrell
Television Game Broadcast Editor.....	Jose Cisneros
Television Play-by-Play Announcer.....	Eric Reid
Radio Play-by-Play Announcer.....	Mike Inglis
Spanish Radio Announcer/Senior Advisor, Hispanic Broadcasting & Marketing.....	José Pañeda
Television Analyst.....	Tony Fiorentino
TV Host & Courtside Reporter.....	Jason Jackson
TV Studio Analyst & Radio Analyst.....	John Crotty
TV Studio Analyst & Radio Analyst/Corporate Liaison.....	Ron Rothstein

BUSINESS STRATEGY

Senior Director of Business Strategy.....	Paul Simon
Director of Business Strategy.....	Marcus Cheng
Business Strategy Manager.....	Alexandra Knodel
Business Strategy Analyst.....	Ashley Gardner
Business Strategy Coordinators.....	Aralis Gonzalez, Irene Herrera

COMMUNITY AFFAIRS

Director of Community Affairs.....	Ralph Leon
Community Affairs Senior Program Manager.....	Leon Bichachi
Community Affairs Program Manager.....	Erick Torres

CORPORATE PARTNERSHIP SALES

Corporate Partnership Sales Senior Managers.....	Thomas Fraser, Julie Sharenow
Corporate Partnership Sales Managers.....	Sean Houston, Dan Monahan, Anthony Perez
Corporate Sales Administration Senior Manager.....	Meg Denholm

CORPORATE PARTNERSHIP SERVICE

Director of Corporate Partnership Client Service.....	Joanna Clutter
Director of Corporate Partnership Client Strategy.....	Lauren Rothman
Corporate Partnership Service Senior Account Manager.....	Sara Sciambi
Corporate Partnership Service Account Managers.....	Bryanna Campbell, Marcela Navarro, Sam Wilcox
Corporate Partnership Service Coordinators.....	Robert Harbour, Tyler Stephan
Administration CRO/Sales Manager.....	Ashley Ruchty

CREATIVE SERVICES

Director of Creative Services.....	Jennifer Tobias
Creative Services Manager.....	William Probus
Senior Graphic Designer.....	Manuel Fabian
Graphic Designer.....	Sasha Beck
Junior Graphic Designers.....	Brett Maurer, Sorina Vaziri
Traffic Controller.....	JonMichael Rodriguez

DIGITAL SIGNAGE

Director of Digital Signage.....	Kristin Territo
Digital Signage Senior Producer.....	Clint Horvath
Digital Signage Producer.....	Omar Feliz

ENGINEERING

Electricians.....	Osvaldo Mena, Billy Quinones, Wilhelm Quinones
Maintenance Mechanics.....	Pablo McAnderson, Franklin Peña, Mark Perez, Augusto Salazar
HVAC.....	Nelson Palacin
Food & Beverage Maintenance Mechanic.....	Victor Maldonado
Painter.....	Ruben Brito Perez

EVENT SERVICES

Director of Event Services.....	Carla Grisoni
Senior Event Manager.....	Danielle Chabot
Event Managers.....	Matthew Tamindzija, Lauren Whitaker
Event Coordinator.....	Ed Nickoloff
Director of Guest Services & Event Staffing.....	Merdie Lane
Event Staffing Manager.....	Chad Lesny
Security/Event Services Administrative Assistant.....	Crystal Vasquez

EVENTS

Mascot.....	Gustavo Guerra
Public Address Announcer.....	Michael Baiamonte
D.J. Irie.....	Ian Groucher
HEATV Host.....	Dale McLean
HEAT Dancers Manager.....	Natalia Gonzalez
Director of HEAT Golden Oldies.....	Shara Trice

FINANCE

Director of Risk Management.....	Hugo Gonzalez
Assistant Controllers.....	Lya Abad, Cristi Tufts
Payroll Services Manager.....	Rose Pearson
Accounts Payable Supervisor.....	Nicole Harris
Staff Accountant.....	Jeanine Fernandez

HEAT GROUP ENTERPRISES

Director of Programming.....	Gabriela Pino
Director of Arena Marketing.....	Elizabeth Roca
Senior Director of Arena Promotions & Business Development.....	Jennifer Strum
Arena Group Sales Manager.....	Basit Hasan
Arena Digital Marketing Coordinator.....	Jorge Solis
Enterprise Business Administrator.....	Abby Maroon

HUMAN RESOURCES

Director of Human Resources.....	Christine Machado Risso
Human Resources Senior Recruiter.....	John Cervera
Human Resources Recruitment Coordinator.....	Bretzky Irizarry
Human Resources Benefits Specialist.....	Max Jacomino
Human Resources Assistant.....	Karole Moncada

INFORMATION TECHNOLOGY

Director of Advanced Network Systems Infrastructure.....	Alex Rojas
Director of IT Operations.....	Drew Dorben
Director of Database Systems Design & Administration.....	Marlene Roman
Director of Mobile Business Transformation.....	Pablo Estevez
Lead Business Intelligence Software Engineer.....	Edson Crevecoeur
Business Intelligence Analyst.....	Clayton Blankenship
Network Infrastructure Administrators.....	Jose Alonso, Miguel Soto
Senior Telecommunications Systems Engineers.....	Otto Corona, Jose Martin
IT Help Desk Coordinators.....	Adrian Alvarez, Ezequiel Montenegro, Osvaldo Rodriguez
Software Architect Manager.....	Daniel Perez
Programmer/Analyst.....	Carmen Diaz Lorenzo

INTERACTIVE MARKETING & NEW MEDIA

Director of Interactive Marketing & New Media.....	Lauren Cochran
Content Manager.....	Cedric Brown
Marketing Manager.....	Danny Martinez

INTERNET SERVICES

Director of Internet Services.....	Michael Farmer
Internet Services Manager.....	Couper Moorhead
Internet Services Mobile Manager.....	Donnie Schmid
Internet Services Content Coordinator.....	Joseph Beguiristain
Internet Services Translation Coordinator.....	Yi Tao
Internet Services Web Developer.....	Angel Kurny
Internet Services Mobile Coordinator.....	Christopher Pendas

MARKETING

Director of Game Presentation & Events.....	Josh Goshin
Marketing Manager.....	Clara Stroude Vazquez
Marketing Coordinator.....	Crystal Rogers
Marketing Assistant.....	Santiago Echavarria

MEDIA PRODUCTION

Senior Director of Arena Broadcasting Services.....	Ed Filomia
Director of Arena Video Production.....	Darin Fauver
Director of Media Production.....	Keith Haeberle
Media Production Manager.....	Christopher Rivera
Digital Asset & Services Manager.....	Erick Garcia
Media Production Videographer Coordinator.....	Mauricio Estrada
Media Production Videographer/Editor.....	Terek Pierce
Media Production Coordinating Producer.....	Shanon Irish
Media Production Producer.....	Katie Carballo
Media Production Segment Producer.....	Maggie DeBarberie
Media Production Editor.....	Patricia Woolley

OPERATIONS & FACILITY SERVICES

Director of Operations & Facility Services.....	Emerson Figueroa
Engineering & Operations Manager.....	Manny Ramos
Operations Supervisor.....	Kasin Burgos
Operations Foremen.....	Charlie Peterson, Kenneth Richardson, Jimmy Smart
Operations Helpers.....	Michael Dykes, Charles Lee, Darius Orjuna, Jerrell Thompson
Pest Control Operator.....	Denis Galindo
Operations and Sustainability Coordinator.....	Jackie Ventura

PARKING

Director of Parking Operations.....	Alex Ramirez
VIP Parking Supervisor.....	Alan Greene
Parking Operations Supervisor.....	Everrol Foster
Valet Parking Supervisor.....	Alex Gonzalez
Parking Operations Maintenance Supervisor.....	John Ragobar
Administrative Assistant.....	Marcie Gray
Lead Cashier.....	Amparo Irias

PREMIUM CLIENT SERVICE

Premium Client Service Senior Account Manager.....	Ana Aviles
Premium Client Service Account Manager.....	Philip Hall

PREMIUM SALES

Premium Sales Account Managers.....	Jared Borlack, Daniel Green
Premium & Ticket Sales Account Manager.....	Jackie Collazo

RETAIL OPERATIONS

Director of Merchandising & Retail Operations.....	Rolando Travieso
Retail Operations Senior Manager.....	Eddie Abad
Retail Operations Manager.....	Moorelly Rios
Retail Operations (Dolphin Mall Store) Assistant Manager.....	Devin Perez
Retail Operations (Airport Store) Assistant Managers.....	Alex Lopez-Farfan, Randi Wofford
Retail Merchandiser.....	Natasha Muniz
Retail Internet Coordinator.....	Christian Delong
Retail Warehouse Coordinator.....	Tamara Velasquez

SEASON TICKET SERVICES AND RETENTION

Director of Season Ticket Services & Retention.....	Kenny Jones
STSR Manager.....	Aneisha Johnson
STSR Senior Account Service Managers.....	Kathy DeLorenzo, Carlos Santa Cruz
STSR Account Service Managers.....	Frantz Chery, Staci Golden, Jacob Kopczyk
STSR Account Service Representatives.....	Kenzie Forkal, David Okeowo
STSR Coordinator.....	Brandon Myles

SECURITY

Director of Security.....	Carmen Kentala
Security Manager.....	Shondell Graham
Security Senior Shift Supervisors.....	Marcus Fowler, Petronia Thomas
Security Officers.....	Anel Bernard, Carl Bohannon, Julian Howell, Augusto King, Leroy McDowell, Rhuben Mitchell, Patrick Mondelus, Mariela Padilla, Jean Saintilien, Melbourne Sewell, Evens St. Preux, Earl Tarver, Nicholas Walker

THE HEAT GROUP BUSINESS COMMUNICATIONS

Senior Director of The HEAT Group Business Communications.....	Lorrie-Ann Diaz
The HEAT Group Business Communications Manager.....	Lorenzo Butler
Publications & Communications Manager.....	Megan Inglis
The HEAT Group Business Communications Coordinator.....	Cassie Sigler

TICKET OFFICE

Ticket Operations Manager.....	Jonathan Lee
Ticket Operations Senior Coordinators.....	Gregory Eisenberg, Perry Eisenberg
Ticket Operations & Event Staffing Manager.....	Mark Hasselbach
Ticket Operations Coordinators.....	Alicia Lynch, Kristi Mahan

TICKET SALES

Director of Ticket Sales.....	Kevin Duplaga
Ticket Sales Manager.....	Stephen Pettiton
Group Sales Manager.....	Adam Ramos
Ticket Sales Account Managers.....	Brett Bush, Simone Coleman, Evan Durluster, Alex Sides, John Strickroot
Group Sales Account Managers.....	Hunter Carrier, Briana Harris, Casey Katz, Noah Luks, Matt Mango, Julian Sanchez
Ticket Sales Coordinator.....	Natalia Collazo

TRAINING & DEVELOPMENT

Training & Development Manager.....	Monica Davis
Training & Development Coordinator.....	Melissa Maromonte



MICKY ARISON MANAGING GENERAL PARTNER



In 20 years as managing general partner of the Miami HEAT, Micky Arison has guided the franchise to unprecedented heights, including bringing South Florida three NBA championships.

As the leader of the most successful franchise operation in the world, the 66-year-old Arison and his family have always been involved with the team. Although his father, Ted, brought the NBA franchise to South Florida in 1988, it has only been since Micky took control in 1995 that the HEAT has evolved into one of the NBA's top organizations.

Arison, who was elected Chairman of the NBA Board of Governors in October 2005 and served a three-year term, brought to the HEAT the same standard of excellence that propelled Carnival Corporation & plc into a global vacation leader. One of Arison's first moves was to dramatically re-shape the franchise by hiring Pat Riley, one of the NBA's all-time winningest coaches, as Miami's President and that began a run of sustained excellence.

Together, Arison and Riley have built an organization that is considered one of the NBA's elite franchises. In addition to winning NBA championships in 2006, 2012 and 2013, with Arison and Riley at the helm, Miami has made the playoffs in 16 of the last 20 seasons, winning 11 division titles, five Eastern Conference championships and advancing to the Eastern Conference Finals seven times. The 11 division titles the HEAT has captured over the last 20 years are the most in the Eastern Conference during that span and second most in the NBA.

Arison and Riley have been able to maintain a level of excellence in Miami by pulling off some of the largest acquisitions in the league. They initially built the foundation of success by acquiring franchise cornerstones Alonzo Mourning and Tim Hardaway. Next came Dwyane Wade and Shaquille O'Neal and a blockbuster 13-player trade, the largest in NBA history, in which they acquired James Posey, Jason Williams and All-Star Antoine Walker, all key cogs in Miami's first title run. The groundwork for Miami's 2012 and 2013 championships was built in the summer of 2010 when Arison and Riley played key roles in re-signing Wade to a multi-year contract and acquiring NBA All-Stars LeBron James and Chris Bosh via sign-and-trades.

Previously, Arison showed his commitment to the fans of South Florida when he worked successfully with Miami-Dade public officials to keep the HEAT in downtown Miami. The result of his diligence was an innovative public-private partnership that together built the county-owned state-of-the-art AmericanAirlines Arena that fans enjoy and the three-time NBA Champion HEAT calls home.

Arison has enjoyed an all-star business career as well, growing up in the cruise business and spending the better part of two decades learning it from the ground up before being named chairman and CEO of Carnival Corporation & plc in 1990. In 2013, the role of Carnival Corporation & plc chairman and CEO was split with Arison continuing to serve as chairman and longtime Carnival board member Arnold Donald named CEO.

Arison followed his education with a two-year stint in the Carnival Cruise Lines sales department. He became reservations manager in 1974, and took over the post of vice president of passenger traffic in 1976, succeeding to the presidency in 1979. In 1990, he was appointed chairman of the company's board of directors.

In 1987, the company went public, generating \$400 million for future expansion. As Carnival continued its growth through the traditional avenue of new ship construction, Arison also sought to expand the company's cruise operations by entering new market segments of the industry.

In 1989, Arison engineered the acquisition of the venerable Holland America Line, giving Carnival entry to the premium segment of the cruise industry. Arison also led the company's effort in the acquisition of ultra-luxury leader Seabourn, as well as Cunard, operator of the world's most famous ocean liners, and Costa Cruises, Europe's number one cruise company.

Arison also spearheaded Carnival Corporation's acquisition of P&O Princess Cruises, one of the most recognizable names in travel, in a deal valued at approximately \$8.2 billion. The combined Carnival/Princess group, named Carnival Corporation & plc, is the largest cruise vacation group, with a diverse portfolio of brands catering to vacationers from all over the world. The Carnival/Princess entity is truly a global vacation leader with its stock trading on both the New York and London exchanges.

Under his direction, Carnival Corporation & plc has grown into the largest, most successful cruise operator in the world. Arison's keen attention to marketing and growth priorities has also increased revenues from approximately \$600 million in 1988 to \$15.9 billion in 2014.

Today, as chairman of Carnival Corporation & plc, he oversees diversified travel and tourism holdings, including cruise ships serving virtually every market segment -- from contemporary to ultra-luxury -- as well as leading tour operators and hotel chains in Alaska and the Yukon Territory.

The Arison family and Carnival Corporation & plc are devoted to South Florida and over the years have supported a variety of arts-related and community service organizations.

Organizations supported by the Arison family and Carnival include the New World Symphony, The National YoungArts Foundation, Miami Children's Museum, Jackson Memorial Foundation, Miami Project to Cure Paralysis, Project Medishare for Haiti, American Red Cross, Big Brothers/Big Sisters, United Way, Chapman Partnership and many others.

Arison's contributions to the cruise industry have been recognized by a wide range of international organizations. He has been named an "Officer of the French Legion of Honor" -- the country's highest civilian honor -- by French President Jacques Chirac, received a honorary doctorate in naval architecture from the University of Genoa, and has been awarded the Decoration of Commander, First Class, of the Order of the Lion of Finland by the President of the Republic of Finland. He has also been awarded the insignia of "Onorificenza al Merito della Repubblica Italiana" by the President of Italy, which confers that country's highest title on a civilian.



NICK ARISON

CHIEF EXECUTIVE OFFICER



Nick Arison enters his 13th year as a full-time member of the HEAT organization and his fifth as Chief Executive Officer. He has been associated with successful teams on every level of basketball, and has been a part of championships with the Miami HEAT, Duke University and USA Basketball. Arison oversees the day-to-day operations of the franchise and is a limited partner in the team. He also has served as the alternate governor since the 2005-06 season and is a member of the NBA's Competition Committee.

The promotion to his current position on July 22, 2011, was a natural progression for Nick, who has grown up with the HEAT. His grandfather, Ted Arison, was one of the team's original founders and his father, Micky Arison, bought the controlling share of the franchise and was named Managing General Partner on February 13, 1995.

Arison has served the HEAT in a variety of positions over the years and has learned the business from the ground up. He initially started working for the HEAT organization as a team attendant for four seasons from 1995-99. He then served summer internships in the Arena Operations, Community Affairs and Sales and Marketing departments before becoming a full-time staff member on the business side of the organization in 2003 as an Account Manager, Premium Partnerships. In 2006, he was promoted to Director of Corporate and Premium Services where he oversaw the Account Management Team. Prior to the 2008-09 season, he was named Vice President, Basketball Operations where he worked directly with Pat Riley and Andy Elisburg on overseeing the basketball side of the organization and played an active role in the recruiting and procurement of talent. During the summer of 2010 he was instrumental in the re-signing of Dwyane Wade and Udonis Haslem, as well as the acquisitions of LeBron James, Chris Bosh and Mike Miller. In recent years he has also played a significant role in the acquisitions of Shane Battier, Ray Allen, Luol Deng and Goran Dragic. A rising star in the business, Arison was selected as one of *SportsBusiness Journal's* "Forty Under 40" in 2013, an award that honors the most promising young executives in sports business under the age of 40.

In addition to his responsibilities with the HEAT, Arison served as a member of the United States Men's Senior National Team support staff from 2004-08. He assisted with the day-to-day operations for USA Basketball's 2008 Olympic team that captured the gold medal in Beijing, China as well as the 2007 gold medal winning FIBA Americas Championship team, the bronze medal winning 2006 World Championship team and the bronze medal winning team at the 2004 Olympics.

Arison began his basketball administrative career while attending Duke University. He spent four seasons as team manager of the Blue Devils men's basketball team and was named the head team manager during his senior year. Over that four-year span, Arison became the only team manager in Atlantic Coast Conference (ACC) history to be a part of four straight ACC Championships and was a manager for Duke's 2001 NCAA National Championship team.

A native of Miami, Arison graduated from Duke with a degree in public policy and a certificate in marketing and management.





PAT RILEY PRESIDENT



Beginning his 21st season in Miami, HEAT President and Hall of Fame inductee Pat Riley has a resume that is unquestionably one of the most impressive in all of sports. Few in any profession have achieved the levels of success that Riley has accomplished while serving various roles in nearly half a century of dedication to the game he loves. The list of accomplishments for the nine-time NBA champion is equally long and impressive.

When Riley first arrived in Miami in September of 1995 he spoke about his vision of a championship parade down beautiful Biscayne Boulevard. That vision has been fulfilled three times, as under his guidance the HEAT have become just one of 10 NBA franchises to win multiple championships, claiming the league's top prize in 2006, 2012 and again in 2013. For Riley, winning a championship was nothing new. He arrived in Miami with a championship pedigree having previously won NBA titles as a player, assistant coach and head coach. It's that record of success that led to him earning the highest praise that can be bestowed upon an individual in the NBA. On September 5, 2008, in his first year of consideration, Riley was enshrined with the class of 2008 into the Naismith Memorial Basketball Hall of Fame.

Riley has established a standard of excellence within the franchise, both on and off the court, that has continually allowed the team to reach unprecedented heights and has positioned it as one of the most respected and successful in the NBA. Never was that more evident than when Riley guided his group of "15 Strong" to the franchise's first NBA championship in Dallas on June 20, 2006. After the game, Riley commented that he had packed one suit, one shirt and one tie for the trip to Dallas. What he brought back to Miami was its first championship, fulfilling that vision he spoke about when arriving in Miami in 1995. In 2012 and 2013, he watched his hand-picked successor Erik Spoelstra guide teams that he put together as HEAT President once again reach the top of the mountain and enjoy back-to-back championships in an arena built largely as a result of his success. Since his arrival 20 years ago, the HEAT are just one of five teams out of 122 in the four major North American professional sports leagues that can boast of having made at least 16 postseason appearances and having captured at least three championships. It's that success and the sacrifices he made along the way that has earned the respect of his peers and led to him receiving the Chuck Daly Lifetime Achievement Award from the National Basketball Coaches Association during the 2012 NBA Finals.

For the past 20 seasons, Riley's influence can be found throughout the HEAT organization as he has transformed the team from its early years to one of the most successful and desired destinations throughout the league. His work off the court constantly re-shaping the roster has been crucial in the HEAT winning three championships on the court. Never was that more evident than the summer of 2010. After two seasons of positioning the HEAT to be a major player in the 2010 free agent pursuit, while still remaining competitive and earning a pair of postseason berths, Riley proved to be the architect of one of the most successful off-seasons in NBA history. His work the previous two seasons put Miami in position to be able to add several key pieces in the 2010 free agent market and he delivered a star-studded class. In addition to accomplishing his stated mission of re-signing Dwyane Wade to a long term contract, he also convinced perennial All-Stars Chris Bosh and LeBron James to combine forces and join the HEAT to help form the core of what would be a championship contender. The trio paid immediate dividends helping lead the HEAT to the NBA Finals in each of their four seasons together. The star power Riley assembled also produced great results off the court as well, as Miami led the NBA in road attendance and sold out every home game in each of their four seasons together. As a result of his efforts pulling off a major coup, Riley was named *The Sporting News* 2010-11 Executive of the Year and shared the NBA's Executive of the Year award.

For Riley the summer of 2010 was just one more example of him working his magic in the front office. Since his arrival in Miami, he's engineered some of the biggest trades in the NBA, deals that have brought All-Stars Alonzo Mourning, Tim Hardaway, Eddie Jones, Shaquille O'Neal, Shawn Marion and Goran Dragic to the HEAT as well as added talented players Brian Grant and Jamal Mashburn. Additionally, prior to the 2005-06 season, he made headlines as he helped engineer the largest trade in NBA history, a five-team, 13-player blockbuster, in which the HEAT obtained All-Star Antoine Walker from Boston along with Jason Williams and James Posey from Memphis, all key contributors in the HEAT's first NBA championship. He has also used the free agent market in the past to help build the HEAT into a championship team. Riley made a big splash in the summer of 2003 when he signed free agent Lamar Odom, who went on to enjoy his finest NBA season before becoming the centerpiece in the trade to acquire the then 11-time All-Star O'Neal. He has also used the free agent market to acquire solid veterans Mike Miller, Shane Battier, Ray Allen, Rashard Lewis and Chris Andersen to all be key parts of this championship franchise. Riley has also helped shape the HEAT through the years with the successful drafting of Dwyane Wade and Caron Butler and also scored with the signing of undrafted free agent Udonis Haslem, who has gone on to become the all-time rebound leader in franchise history.

Riley's keen eye to spot talent has not been limited to just the players. His two head coaching hires have proven to be extremely successful as well as he promoted former assistant coaches Stan Van Gundy and Erik Spoelstra, giving each their first NBA head coaching job. Both have rewarded that faith by becoming among the best coaches in the NBA. Each has guided teams to the NBA Finals during their head coaching careers and has won over 60 percent of their games. When Spoelstra led Miami to back-to-back NBA championships in 2012 and 2013 he became one of just 13 coaches in NBA history to win multiple championships and one of only eight to win consecutive championships. His 63 wins and .636 winning percentage are both tops in HEAT postseason history.

Pat Riley Coach of the Year Honors

SEASON	TEAM	RECORD
1989-90	L.A. Lakers	63-19 (.768)
1992-93	N.Y. Knicks	60-22 (.732)
1996-97	Miami HEAT	61-21 (.744)

With all the big moves Riley has made to shape the HEAT, the most important trade he was involved with might very well have been the one that delivered him to Miami. Looking to change the face of an organization in its infancy and become a solid contender year after year, HEAT Managing General Partner Micky Arison agreed to send a first-round draft pick and \$1 million dollars to the New York Knicks on September 1, 1995 for the rights to Pat Riley. One day later, Riley was named the team's





PAT RILEY PRESIDENT

fourth head coach and team president. From that point, the face of the organization changed. Riley brought with him star power, a proven track record, professionalism and results. Since he arrived in 1995, the HEAT has compiled a 917-675 (.576) record, the best record in the Eastern Conference over that 20-year span and the fourth best in the NBA. Miami has made 16 postseason appearances under his leadership and has captured 11 division titles, the most in the Eastern Conference over that span.

Riley's resume is filled with milestones during an NBA career that spans 47 years as a player, assistant coach, head coach, administrator and broadcaster and has produced nine NBA championships. He compiled a 1,210-694 (.636) all-time record guiding the Los Angeles Lakers, New York Knicks and the Miami HEAT during a 24-year head coaching career that is one of the most impressive in all of sports. His 1,210 regular season victories place him fourth on the NBA's all-time list, his 1,904 games coached ranks eighth and his .636 winning percentage in the regular season places him sixth in league history. Riley averaged 50 wins per season in his coaching career. Additionally, his 171 postseason victories and 282 postseason games coached each rank second in NBA history and his .606 postseason winning percentage is ninth best all-time in the league annals. His five NBA championships as a head coach tie him with John Kundla and Gregg Popovich for the third highest total in NBA history. As a result of his many accomplishments, in 1996-97 as the NBA celebrated its 50th Anniversary, Riley was named one of the Top 10 Coaches of All-Time by a panel of media who regularly cover the league. Simply put, Riley is a winner.

No matter the odds, "getting the job done" has never been a problem for a person who has seen winning from all angles. As a youthful role player for the 1971-72 Los Angeles Lakers, Riley earned the first of his nine NBA championship rings. He claimed another as an assistant under Lakers coach Paul Westhead in 1979-80. The New York native collected four more titles for the Lakers as the team's top man in 1982, 1985, 1987 and 1988. Eighteen years later, he guided the HEAT to their first NBA Championship, his fifth as a head coach, and then in 2012 and 2013 he claimed rings eight and nine as HEAT President. The 18-year span between championships as a head coach established an NBA record. As a head coach, his teams advanced to the NBA Finals nine times, the Conference Finals on 12 occasions and captured 18 divisional championships, nine conference championships and five NBA titles. He has been honored as the NBA Coach of the Year on three occasions, the only coach in NBA history to receive the award with three different teams. Riley has also captured NBA Coach of the Month honors 11 times. His 21 total postseason appearances as a head coach are tops in league history, two more than Hall of Fame coach Red Auerbach and his string of 19 consecutive postseason appearances as a head coach from 1982-2001 set a league record for consecutive postseason appearances. Riley has also served as a head coach in nine NBA All-Star games.



In his illustrious career, Riley guided his teams to at least 50 wins in a season 17 times and has amassed seven 60-win seasons, achieving the milestone with each of the three franchises he guided. Both his 17 50-win seasons and seven 60-win seasons tie the most by a coach in NBA history. When he began the 2000-01 season with an Opening Night victory over Orlando on November 1, he became just the second coach in NBA history to reach 1,000 wins. Riley currently stands as the all-time leader in regular season wins and ranks second in postseason victories for the HEAT and ranks second in both categories for the Lakers.

During his first stint guiding the HEAT, Riley led Miami to 354 victories and four consecutive Atlantic Division titles over an eight-year period. Riley, who stands as Miami's all-time leader in games coached at 849, returned to the bench on Dec. 12, 2005 after a two-year hiatus where he concentrated on building the team from the front office. Upon his return he successfully navigated the HEAT to the pinnacle of the basketball world in 2006 and added more luster to a legacy and resume that did not need further validation. Riley

Management

Players

14/15
Review

Records

Playoffs

History

All-Time
Roster

NBA/NBADL

Opponents

Media



PRESIDENT PAT RILEY

Pat Riley Coach of the Month Honors

MONTH	TEAM	RECORD
January 1983.....	L.A. Lakers.....	10-3 (.769)
March 1985.....	L.A. Lakers.....	13-1 (.929)
November 1985.....	L.A. Lakers.....	11-2 (.846)
November 1986.....	L.A. Lakers.....	12-2 (.857)
February 1988.....	L.A. Lakers.....	12-1 (.923)
March 1994.....	N.Y. Knicks.....	14-0 (1.000)
December 1996.....	Miami HEAT.....	11-3 (.786)
February 1998.....	Miami HEAT.....	13-2 (.867)
December 2000.....	Miami HEAT.....	12-5 (.706)
February 2006.....	Miami HEAT.....	8-2 (.800)
March 2007.....	Miami HEAT.....	11-4 (.733)

helped send the message that Riley would do whatever it took to produce a winner in Miami.

And the team has been winning ever since. In addition to delivering three NBA championships to Miami, Riley's HEAT tenure has included many highlights. In 1996-97 he garnered a third NBA Coach of the Year honor with his third team, an unprecedented feat in league history, after leading Miami to a 61-21 (.744) record and the HEAT's first trip to the Eastern Conference Finals. On February 10, 1998, he became the winningest coach in HEAT history when Miami defeated Cleveland for HEAT win number 134. During the 1998-99 campaign he led Miami to the best record and the number one seed in the Eastern Conference for the first time. The 1999-00 season saw the HEAT capture its fourth consecutive Atlantic Division crown. That season also culminated a dream for the franchise as Riley ushered Miami into its beautiful new home, the AmericanAirlines Arena, a state-of-the-art downtown bayside arena. The following season, Riley turned in what many experts claim was one of the best coaching jobs of his amazing career. After re-working the roster in the summer of 2000 by acquiring three-time All-Star Eddie Jones and hard-working power forward Brian Grant to make a run at a possible championship, Riley had to guide the franchise through one of the biggest jolts in its history. On October 16, in the middle of the pre-season, Alonzo Mourning, the team's centerpiece, announced that due to a kidney disease he was expected to miss the entire season. Despite the devastating news, Riley guided the HEAT to a 50-32 record for a second place finish in the Atlantic Division and the third best record in the conference.

Before joining the HEAT, Riley spent four successful seasons as the head coach of the New York Knicks. Prior to Riley's arrival the Knicks had posted just four winning seasons in the previous 10 years (1981-91). During his four-year stint in New York, Riley guided the Knicks to four straight winning seasons, four consecutive playoff berths and compiled a 223-105 record. His .680 winning percentage is the best in Knicks history, easily outdistancing former assistant Jeff Van Gundy who ranks second (.590), and his 223 victories rank fourth on the club's all-time list. He recorded at least 50 wins in each of his four seasons in New York, the only time in Knicks history the team posted at least 50 wins in four consecutive years. The highlight of his career with the Knicks was leading them to the 1994 NBA Finals, New York's first trip to the Finals since the 1972-73 season. Riley's teams won three consecutive Atlantic Division titles in his first three years (1991-94) in New York, and his tireless dedication earned him his second NBA Coach of the Year honor in 1993.

Prior to leading the Knicks, Riley was head coach of the Lakers for nine years and guided the team to four NBA titles and three other NBA Finals appearances. After taking over for Paul Westhead 11 games into the 1981-82 season, he led the Lakers to the NBA Championship in his first season as a head coach in the league. Under Riley, the Lakers became the first NBA team to win 60 games in four consecutive seasons (1984-85 through 1987-88). He won the Pacific Division title in each of his nine years leading the Lakers and was honored as the 1990 NBA Coach of the Year. He compiled a 533-194 (.733) regular season record in his nine seasons in L.A. and won at least 50 games each year. Riley, who averaged 59 wins a season in L.A., brought "Showtime" to the Great Western Forum. Under Riley the Lakers recorded a 305-59 (.838) regular season mark at home. His teams also compiled a 102-47 (.685) postseason record. His 102 postseason victories rank second on the Lakers' all-time list as do his 533 regular season wins.

After leaving the Lakers, Riley served as co-host of "NBA Showtime" on NBC in 1990-91 before joining the Knicks in the fall of 1991. It was a return to the television booth for Riley who was Chick Hearn's partner on Lakers' broadcasts after his playing days ended (1977-79). He returned to the bench early in the 1979-80 campaign when Lakers' Head Coach Paul Westhead asked him to become an assistant coach.

As a player, Riley had an extensive nine-year career. He was the 1967 first-round pick (seventh overall) of the San Diego Rockets for their inaugural 1967-68 season. After three seasons, he joined the Lakers' in 1970-71 and played five years. He was a member of the 1971-72 Lakers team that won an NBA-record 33 consecutive games and the NBA Championship. Riley finished his playing career with the 1976 Western Conference Champion Phoenix Suns.

Born in Schenectady, NY, Riley attended Linton High School where he became a two-sport star in basketball and football. He was a member of the Linton basketball team that beat historic Power Memorial High and center Lew Alcindor, who, as Kareem Abdul-Jabbar, would later lead Riley's Lakers to greatness. As a tribute to his accomplishments, Linton renamed its gym in Riley's honor in 1997 and inducted him into its hall of fame in 2000.



PAT RILEY PRESIDENT

After turning down an offer to play football for Bear Bryant at Alabama, Riley decided instead to play basketball for Adolph Rupp at Kentucky from 1963-67. He was a collegiate star, earning team MVP honors three times and averaging 22 points per game on the Wildcats' famed "Rupp's Runts" squad that lost in the 1966 NCAA Finals to Texas Western. A gifted athlete, he was an 11th-round draft choice of the NFL's Dallas Cowboys in 1967 although he never played college football. His brother, Lee, played defensive back for the Detroit Lions, Philadelphia Eagles, and New York Giants of the NFL (1955-60) and for the New York Titans of the American Football League (1961-62). His father, Leon, was a major league catcher/outfielder with Philadelphia in 1944 and became a minor league manager in the Phillies' organization.

Along with his wife, Chris, Riley has been involved with numerous charity and community service projects throughout his career. They founded The Miami HEAT Family Outreach in 1997 which has raised nearly \$20 million for the South Florida community and whose primary beneficiaries include Jackson Memorial Foundation's Guardian Angels which supports the Holtz Center for seriously ill children, SafeSpace which is a domestic violence shelter for women and their children, and the Miami Coalition for a Safe and Drug-free Community. They are also involved in the Pediatric AIDS Foundation's Kids for Kids organization which they started in 1992 in New York, and the YMCA in Los Angeles, New York, and Miami. For over 30 years the Rileys have been actively involved with Boys and Girls Clubs of America. As a result of his efforts, Riley has received many prestigious awards, including the Miami Project Sports Legend Award in 1992, Boys and Girls Clubs Miami Person of the Year Award in 1998, and was honored by the YMCA Miami in 1998. Riley was also instrumental in establishing the HEAT's Home Strong program in 2006 which supports and gives aid to military personnel.

Riley is not only one of professional basketball's winningest coaches, but his speeches before hundreds of corporations have earned him the title of "America's Greatest Motivational Speaker." He has been rated by SUCCESS magazine as "The best in his field." Riley has also completed an award winning 30-minute motivational video entitled "Teamwork" in which he applies his winning philosophies to business and life in general. In addition to being one of the most sought after motivational speakers in the country, Riley has authored two books, *Show Time* and *The Winner Within*. Pat and his wife, Chris, have two children, James Patrick, and Elisabeth Marie.

Pat Riley Head Coaching Record

SEASON	TEAM	RECORD	FINISH	PLAYOFFS
1981-82	L.A. Lakers	50-21 (.704)	1st/Pacific	12-2 (.857)*
1982-83	L.A. Lakers	58-24 (.707)	1st/Pacific	8-7 (.533)
1983-84	L.A. Lakers	54-28 (.659)	1st/Pacific	14-7 (.667)
1984-85	L.A. Lakers	62-20 (.756)	1st/Pacific	15-4 (.789)*
1985-86	L.A. Lakers	62-20 (.756)	1st/Pacific	8-6 (.571)
1986-87	L.A. Lakers	65-17 (.793)	1st/Pacific	15-3 (.833)*
1987-88	L.A. Lakers	62-20 (.756)	1st/Pacific	15-9 (.625)*
1988-89	L.A. Lakers	57-25 (.695)	1st/Pacific	11-4 (.733)
1989-90	L.A. Lakers	63-19 (.768)	1st/Pacific	4-5 (.444)
1991-92	N.Y. Knicks	51-31 (.622)	1st/Atlantic	6-6 (.500)
1992-93	N.Y. Knicks	60-22 (.732)	1st/Atlantic	9-6 (.600)
1993-94	N.Y. Knicks	57-25 (.695)	1st/Atlantic	14-11 (.560)
1994-95	N.Y. Knicks	55-27 (.671)	2nd/Atlantic	6-5 (.545)
1995-96	Miami HEAT	42-40 (.512)	3rd/Atlantic	0-3 (.000)
1996-97	Miami HEAT	61-21 (.744)	1st/Atlantic	8-9 (.471)
1997-98	Miami HEAT	55-27 (.671)	1st/Atlantic	2-3 (.400)
1998-99	Miami HEAT	33-17 (.660)	1st/Atlantic	2-3 (.400)
1999-00	Miami HEAT	52-30 (.634)	1st/Atlantic	6-4 (.600)
2000-01	Miami HEAT	50-32 (.610)	2nd/Atlantic	0-3 (.000)
2001-02	Miami HEAT	36-46 (.439)	6th/Atlantic	0-0 (.000)
2002-03	Miami HEAT	25-57 (.305)	7th/Atlantic	0-0 (.000)
2005-06	Miami HEAT	41-20 (.672)	1st/Southeast	16-7 (.696)*
2006-07	Miami HEAT	44-38 (.537)	1st/Southeast	0-4 (.000)
2007-08	Miami HEAT	15-67 (.183)	5th/Southeast	0-0 (.000)
TOTALS (24 Seasons)		1,210-694 (.636)		171-111 (.606)
MIAMI TOTALS (11 Seasons)		454-395 (.535)		34-36 (.486)

* - indicates an NBA Championship



ERIC WOOLWORTH PRESIDENT, BUSINESS OPERATIONS



Beginning his 21st season with The HEAT Group and 15th at the helm of the organization as President, Business Operations, Eric Woolworth has made an indelible impression on both the Miami HEAT and AmericanAirlines Arena. His leadership has helped transform the organization and redefine its corporate identity into a customer service and sales-driven machine that is among the elite in the sports and entertainment industry. Under Woolworth's direction the HEAT has been consistently recognized as an NBA leader in customer service, fan entertainment, marketing, sales, and Arena operations, and has become a recognized leader in the South Florida business community. Working side by side with Pat Riley, Woolworth's efforts have made the HEAT a first-class organization away from the court as much as it is on it.

The team's innovative fan-friendly and flexible renewal program complements its very successful and often imitated in-Arena S.M.I.L.E. program aimed at exceeding every guest's expectations. These initiatives have brought a high level of service and value to season ticket holders and guests, as well as a streamlined renewal and playoff payment process while introducing new and exciting benefits for loyal season ticket holders and other lucky fans.

Under Woolworth's leadership, The HEAT Group has championed and implemented ELEVATE, a league-wide initiative designed to improve the customer experience by striving for excellence at every level of the business. During the 2014-15 season, The HEAT Group achieved the third-highest overall satisfaction rating among all NBA teams.

Woolworth has been instrumental in recognizing and harnessing the power of database marketing. In the past 15 years, the HEAT has compiled one of the richest direct marketing databases in the NBA and has become proficient in utilizing these powerful channels to deliver sales offers and news and continues to lead the NBA in terms of revenue derived from database marketing.

Most recently, Woolworth has redirected the franchise's focus to mobile-centric technology by launching a cutting-edge Miami HEAT Mobile App. The App's primary features—Mobile Wallet and Mobile Ticketing—create a seamless, paperless platform, which customizes and further enhances the fan's in-arena experience.

Under Woolworth's guidance, The HEAT Group's Business Operations Division continues to garner accolades in a variety of disciplines. Success stories for the 2014-15 season include the Season Ticket Services Department once again recording the highest Season Ticket renewal rate in franchise history and one of the highest renewal rates in the NBA; the HEAT Retail Department earning their fifth NBA Retailer of the Year award as well as recording the highest per cap rates in retail sales in the NBA; and the unveiling of the 15th Miami HEAT Learn and Play Center. Additionally, with a Facebook fan base of over 16 million, a twitter following of 3.13 million and 1.8 million Instagram followers, the HEAT Social Media Department is a consistent leader in social media engagement and growth.

In January 2015, AmericanAirlines Arena was awarded LEED Gold Recertification by the U.S. Green Building Council (USGBC)—the first sports and entertainment facility in the world to achieve the prestigious honor. LEED is USGBC's leading rating system for designing, constructing and operating the greenest, most energy-efficient, and highest performing buildings. Additionally, through a multi-year partnership with NRG Energy, AmericanAirlines Arena will unveil a tailor-made renewable energy solar pavilion on the east side of the facility in the Fall of 2015.

Woolworth has been at the forefront of several major capital improvement projects to the AmericanAirlines Arena, including the 3,400 square foot digital media façade, MiamiMediaMesh, one of the largest digital LED displays in the Southeast region of the United States; the multi-million dollar High Definition upgrade of all digital infrastructure at AmericanAirlines Arena; the fully customizable "experience" fans now enjoy as they enter the Arena through the newly renovated Bacardi Grand Entrance, which includes state-of-the-art digital signage and graphic enhancement tailored to the specific audience of any single event; and the 2012 opening of Hyde AmericanAirlines Arena, a posh and intimate venue offering guests an über-VIP restaurant and nightclub experience.

Woolworth's efforts have also firmly planted AmericanAirlines Arena on the map of elite venues, hosting such world-class acts as Madonna, Marc Anthony, Beyoncé, Lady Gaga, Billy Joel, U2, Luis Miguel, Justin Bieber, Miley Cyrus, Phish, Taylor Swift, Bruno Mars, One Direction, Justin Timberlake, Coldplay and many others that play before sold-out crowds. The Arena also secured the 2004 and 2005 MTV Video Music Awards, the first two times in the award show's history it was hosted outside of New York City or Los Angeles. Popular family shows that make annual stops at the Arena include classic favorites Disney On Ice, the Harlem Globetrotters and the RB&BB Circus.

The AmericanAirlines Arena is also a celebrated leader in the facilities industry due to Woolworth's leadership. The Arena maintained its ticket ranking as the #1 arena in Florida and finished in the top 11 arenas in the United States, while placing 18th in the world according to Billboard's "2014 Worldwide Top 200."

Woolworth's primary responsibility consists of directing and overseeing all non-basketball aspects of the organization from Marketing and Community Affairs to Sales and Service, Human Resources, Merchandising, Finance, Event and Arena Operations, and more. His efforts have created a professional cutting edge atmosphere for both the employees and the customers.

Woolworth steadily climbed the ranks of The HEAT Group after first joining the HEAT as General Counsel in 1995 and a successful legal career in Washington, D.C. His business acumen and key role in the development of the AmericanAirlines Arena led to his promotion to President, Business Operations in January of 2001. He had served as interim President from August of 2000 to January of 2001.

Woolworth is a cum laude graduate of both Georgetown University and Georgetown University Law Center. He lives with his wife, Jocelyn, their son, Jackson, and their daughter, Cassidy, in Coral Gables. They generously spend their time and resources to assist the community, donating time to several charitable organizations including serving on the Boards of Big Brothers Big Sisters and the Children's Craniofacial Association at Miami Children's Hospital.



ERIK SPOELSTRA

HEAD COACH



Management

Players

Review

Records

Playoffs

History

All-Time Roster

NBA/NBADL

Opponents

Media

In just seven seasons at the helm, Spoelstra has already established his place in the HEAT record book. He holds the franchise postseason records for victories (63), winning percentage (.636), series won (14) and games coached (99). In regular season play he owns the highest winning percentage (.629) and ranks second in both victories (351) and games coached (558) for the HEAT.

Since replacing Riley on the HEAT bench seven years ago, Spoelstra has seen the expectations for his team change dramatically from the time he was appointed head coach until now. When he inherited the head coaching reins in 2008 he was given the task of improving a young team that had been ravaged by injuries the previous season and had won just 15 games. Two years later, after the summer of 2010 in which Miami re-signed Dwyane Wade and acquired All-Stars LeBron James and Chris Bosh, he found himself coaching a highly-talented, veteran group that was the most scrutinized team in the NBA. Throughout his tenure he has remained a steady influence for his team and its paid huge dividends in return. Spoelstra has proven up to the challenge as he has guided them to a pair of NBA Championships, four-straight Eastern Conference Championships and four consecutive trips to the NBA Finals. When the HEAT defeated Indiana in the 2014 Eastern Conference Finals they became the just the third franchise in NBA history to make four consecutive NBA Finals appearances, joining the Celtics and Lakers. It also made them just one of 10 franchises in the four major North American sports leagues to make four consecutive trips to the league championship. Individually, Spoelstra became just the fourth head coach in NBA history to lead his team to four consecutive Finals appearances joining Red Auerbach, K.C. Jones and Pat Riley.

Spoelstra, who is tied for second place on the NBA's all-time postseason winning percentage list and tops among active head coaches, joined a very elite fraternity when he led the HEAT to a seven-game series win over the San Antonio Spurs in the 2013 NBA Finals. Upon capturing the 2013 NBA Championship he became one of just 13 head coaches in NBA history to have won multiple championships and only the eighth to win a championship in consecutive seasons.

Since he took over the HEAT, no coach in the NBA has won more playoff games or playoff series than Spoelstra. Under Spoelstra, the HEAT have advanced to the playoffs in six of his seven seasons and have won 14 of 18 postseason series (.778 winning percentage), including a franchise-record 11 consecutive series from 2012-14. Spoelstra's teams have a 14-5 (.737) record when having an opponent on the brink of elimination, including a perfect 10-0 mark at home, and a 6-4 (.600) mark when they are on the brink of elimination. One of the keys to that success has been Miami's dominance at the AmericanAirlines Arena under Spoelstra. In his seven seasons, Spoelstra's regular season record at the AmericanAirlines Arena is a sterling 199-80 (.713) and his postseason record at home is an even better 41-11 (.788). The HEAT have also proven to be able to win away from home, evidenced by five straight seasons from 2009-14 that Miami posted a winning record on the road, a first in franchise history. Additionally, Miami has won at least one postseason road game in each of its past 16 series to establish an NBA record.

The 2013-14 season saw the HEAT capture their fourth straight Eastern Conference Championship, fourth straight Southeast Division title and their sixth straight postseason appearance, tying the franchise record for consecutive postseason berths. Spoelstra added to his individual accolades capturing Coach of the Month honors for a franchise-record sixth time in February after guiding Miami to a 9-1 record. On Feb. 23, he notched his 300th career victory against Chicago in just his 448th game, reaching that milestone in fewer games than any coach in franchise history.

After guiding Miami to its second NBA crown in 2012, Spoelstra and his team knew they would get everyone's best shot on a daily basis during the 2012-13 season and what the HEAT accomplished under Spoelstra was one of the greatest seasons in NBA history. It was a season filled with highlights from participating in a preseason tour in China to ending with a championship celebration on the floor of the AmericanAirlines Arena on June 20, 2013.

Spoelstra guided the HEAT to a franchise-record 66-win regular season which included a 27-game winning streak from Feb. 3-Mar. 25, the second longest streak in NBA history. In large part due to the winning streak, the HEAT finished the second half of the 2012-13 season with a 38-3 record and lost just one game each in the months of February, March and April. The 17-1 record in March set a franchise record for victories in any month. As a result of the streak, Spoelstra was named the NBA Eastern Conference Coach of the Month in both February and March becoming the first HEAT coach to receive the honors in consecutive months. The record-setting season also helped Spoelstra earn the honor of coaching the Eastern Conference at the 2013 NBA All-Star Game, a first in his career. The final victory in the 27-game win streak, at Orlando on Mar. 25, marked the 250th regular season victory in Spoelstra's career.

The 2012 championship culminated a compressed 2011-12 season in which Miami went 46-20 and captured its second consecutive Southeast Division title. The regular season was highlighted by a nine-game win streak (Feb. 10-Mar. 1) with each victory a double-digit win. During that streak the HEAT became the first team to win road games on three consecutive

Erik Spoelstra Coach of the Month Honors

MONTH	TEAM	RECORD
March 2010.....	Miami HEAT	12-3 (.800)
December 2010	Miami HEAT	15-1 (.938)
February 2012.....	Miami HEAT	11-2 (.846)
February 2013.....	Miami HEAT	12-1 (.923)
March 2013.....	Miami HEAT	17-1 (.944)
February 2014.....	Miami HEAT	9-1 (.900)



HEAD COACH ERIK SPOELSTRA

nights (Feb. 12-14) since December of 1979 and the first to win each of those contests by double-digits since the 1970-71 season. That streak keyed an 11-2 record in February for Miami which saw Spoelstra earn Coach of the Month honors for the third time in his career.

Miami's success during the 2011-12 campaign was driven by its defense. The HEAT once again ranked among the top defensive teams in the NBA, finishing third in steals per game, fourth in scoring defense, fourth in scoring margin and fifth in field goal percentage defense, the third straight year Miami ranked in the top five in field goal percentage defense. The HEAT also proved dominant at home, posting a 28-5 record, which included a 17-game home winning streak, the second longest in franchise history. The 28 home victories tied for the most in the league and the .848 home winning percentage is the third best single-season mark in franchise history.

Spoelstra led Miami to a 58-24 regular season record, a Southeast Division title and an Eastern Conference championship in 2010-11. The 58 wins mark the fourth best total in franchise history and Miami's 28 road wins tied for the most in the NBA in 2010-11 and rank third in HEAT history. Spoelstra earned NBA Eastern Conference Coach of the Month honors in December after guiding the HEAT to a 15-1 record, including a perfect 10-0 mark on the road. The 10 road victories in December set a franchise record for any month and the HEAT established an NBA record for most consecutive road wins in a calendar month. Defense was once again the stalwart of the HEAT's success as Miami led the NBA in point differential, finished second in defensive field goal percentage and sixth in scoring defense.

After an impressive rookie campaign, Spoelstra guided Miami to a 47-35 record in 2009-10. Under his leadership the HEAT closed the season by winning 18 of its final 22 games, including a 12-3 record in March which earned him NBA Eastern Conference Coach of the Month honors. The 2009-10 season was one of its best defensive seasons for Miami as the HEAT allowed the fewest field goals in the NBA and finished second in both points allowed and defensive field goal percentage.

During his rookie season, Spoelstra led Miami to its greatest single-season improvement. He inherited a 15-win team and directed it to a 28-win improvement, marking the greatest improvement by a rookie head coach in NBA history, bettering the previous record of a 20-win improvement by Chicago's Ed Badger during the 1976-77 season. It also marked the seventh-best single-season improvement in NBA history by any coach. As a result of a 43-win season, the most by a head coach in his first year guiding the HEAT, Spoelstra led Miami to the 2009 NBA Playoffs. The 2009 postseason appearance made Miami just the second team in NBA history to win 15-or-fewer games one year and make the postseason the next, joining the 1968-69 San Diego Rockets.



Erik Spoelstra Head Coaching Record

SEASON	TEAM	RECORD	FINISH	PLAYOFFS
2008-09	Miami HEAT	43-39 (.524)	3rd/Southeast	3-4 (.429)
2009-10	Miami HEAT	47-35 (.573)	3rd/Southeast	1-4 (.200)
2010-11	Miami HEAT	58-24 (.707)	1st/Southeast	14-7 (.667)
2011-12	Miami HEAT	46-20 (.697)	1st/Southeast	16-7 (.696)
2012-13	Miami HEAT	66-16 (.805)	1st/Southeast	16-7 (.696)
2013-14	Miami HEAT	54-28 (.659)	1st/Southeast	13-7 (.650)
2014-15	Miami HEAT	37-45 (.451)	3rd/Southeast	0-0 (.000)
TOTALS (7 Seasons)		351-207 (.629)		63-36 (.633)



ERIK SPOELSTRA HEAD COACH

Before taking over the reigns as the sixth head coach in HEAT history, Spoelstra had served Miami in a number of roles in his first 13 years. He was originally hired as video coordinator and over the years was promoted to assistant coach/video coordinator, assistant coach/advance scout and assistant coach/director of scouting before ascending to head coach. He made a name for himself around the league with his game preparation and superb attention to detail. In his seven seasons as the HEAT's assistant coach/director of scouting, he had the primary role of developing game plans for upcoming opponents. To that end, he coordinated the video staff and advance scouts while overseeing the development of scouting reports and videos.

Spoelstra has earned the respect of players throughout the league with a strong reputation as a teacher over the years by heading the HEAT's Individual Player Development Program. As an assistant coach, where he also served for three seasons (2005-07) as the head coach of the HEAT's summer league team, and as the HEAT's head man now, he has worked tirelessly with many of Miami's young players in areas of fundamentals, skill development and shooting. This consistent emphasis of fundamentals contributed to the HEAT setting a franchise-record in 2008-09 for fewest turnovers in a season, committing 96 fewer turnovers than the previous franchise record, and then responding the following season with the second fewest turnovers in a season.

Additionally, Spoelstra helped design and integrate a proprietary statistical database and scouting software for the HEAT. Under Spoelstra, the HEAT continues to embrace the use of technology and continues to use the state-of-the-art statistical software to evaluate team productivity, individual player productivity and trends for both the HEAT and the team's opponents. That use of technology as a teaching tool also included putting the team's video playbook on iPads for his players.

In 1992, he graduated from the University of Portland with a degree in communications. While attending Portland, Spoelstra was the starting point guard for four years and was named the West Coast Conference Freshman of the Year in 1989. Upon graduating he spent two years as a player/coach for Tus Herten, a team in the professional sports league of Germany.

A team member of the NBA FIT initiative, Spoelstra takes pride in encouraging and educating children on the physical, mental and emotional benefits of healthy living, as well as motivating and inspiring their families to live healthier lives through a variety of events and activities. Additionally, he created "Spo's Shooters", in 2008 in conjunction with the Miami HEAT Community Education Ticket Program. This program reaches out to South Florida's less fortunate student-athletes and gives them the opportunity to enjoy HEAT games and meet their favorite HEAT players and role models.

In July, 2009, Spoelstra embarked on what would be the first of four trips back to his native Philippines. In each of these trips, he has hosted basketball and coaches clinics, promoted the importance of education, healthy living and wellness, while being able to reach close to 10,000 underprivileged youth through these efforts. In 2011, the nine-day program in Manila was the largest NBA FIT event ever hosted in Southeast Asia under the NBA Cares umbrella. During the summer of 2012, Spoelstra expanded this program to include the country of Singapore.

Raised in Portland, OR, Spoelstra, who was inducted into the Jesuit High School Athletic Hall of Fame in September 2009, is the first Asian/Filipino-American head coach in any of the major North American sports leagues.

Spoelstra is not the only member of his family to have a successful career in professional sports. His father, Jon Spoelstra, was a long-time NBA executive who guided the Portland Trail Blazers, Denver Nuggets, Buffalo Braves and New Jersey Nets and his grandfather, Watson, was a Detroit Tigers beat writer for many years.

All-Time Postseason Winning Percentages (25 games coached minimum)

COACH	PCT.	W	L
Phil Jackson	.688	229	104
Erik Spoelstra	.636	63	36
Butch van Breda Kolff	.636	21	12
John Kundla	.632	60	35
Billy Cunningham	.629	66	39

Playoff Victories Since 2008-09

Miami HEAT	63
San Antonio Spurs	51
Los Angeles Lakers	41

Most Playoff Series Won Since 2008-09

Miami HEAT	14
Los Angeles Lakers	10
San Antonio Spurs	10

Highest Postseason Winning Percentages Since 2008-09

TEAM	PCT.	W	L
Cleveland Cavaliers	.667	30	15
Miami HEAT	.636	63	36
Golden State Warriors	.625	25	15
Phoenix Suns	.625	10	6

Highest Regular Season Winning Percentages Since 2008-09

TEAM	PCT.	W	L
San Antonio Spurs	.699	390	168
Miami HEAT	.629	351	207
Oklahoma City Thunder	.608	339	219



DAVID FIZDALE

ASSISTANT HEAD COACH



David Fizdale begins his second season as Assistant Head Coach after spending the previous six seasons as an assistant coach. He is involved in player development and assisting Head Coach Erik Spoelstra in all areas of game preparation. Fizdale served as head coach of Miami's NBA Summer League teams in 2010 and 2012 and began his professional career assisting in the HEAT's video room during the 1997-98 season.

Considered one of the rising stars in the NBA coaching ranks, Fizdale has played a major part in the HEAT's championship success the past seven seasons. He has proven to be a valuable resource to Spoelstra and has developed an outstanding rapport with the players. Since he returned to Miami, prior to the 2008-09 season, the HEAT has won more playoff games and playoff series than any team in the league, has averaged over 50 wins a season and has compiled the second best regular season and postseason winning percentages.

Fizdale returned to Miami after spending four seasons (2004-08) as an assistant coach with the Atlanta Hawks where he played an instrumental role in the development of their young players. He helped the Hawks increase their win total in each of his final three seasons and during the 2007-08 season, they earned the franchise's first postseason appearance since 1999. He began his NBA coaching career as an assistant coach with the Golden State Warriors for one season (2003-04).

Directly before joining the Warriors, Fizdale spent five seasons coaching in the college ranks. After concluding his collegiate playing career and spending one year as the HEAT's video intern in 1997-98, he began his coaching career with a four-year stint (1998-2002) as an assistant coach at his alma mater, the University of San Diego. During his final year with the Toreros he was the top assistant for coach Brad Holland. While at USD, he was in charge of scheduling, served as the recruiting coordinator and worked in player development and on-court coaching. After four years at San Diego, he spent one season (2002-03) as an assistant coach at Fresno State University where his responsibilities included player development and serving as the school's recruiting coordinator.

A three-year starter at point guard while playing at the University of San Diego, Fizdale was selected to the All-West Coast Conference team after his senior season in 1996.

Fizdale, a Los Angeles native, earned a bachelor's degree in communications and a minor in sociology from San Diego in 1996. He, and his wife Natasha, and his son, Kyle Jackson, all reside in Miami.





JUWAN HOWARD

ASSISTANT COACH



After a 19-year playing career, that included a pair of NBA championships and an All-Star appearance, Juwan Howard enters his second season as Assistant Coach after spending his first season as assistant coach/player development. For Howard, it is a natural progression after the savvy veteran helped serve as a mentor both on and off the court for the HEAT in his first three seasons with the franchise and commanded respect throughout the organization. His duties include player development with an emphasis in working with the HEAT's big men.

Howard, who was a member of the HEAT's 2012 and 2013 NBA championship teams under Head Coach Erik Spoelstra, appeared in 1,208 regular season games and 49 postseason contests during his stellar career which included an All-Star appearance with Washington during the 1995-96 season. He averaged 13.4 points, 6.1 rebounds, 2.2 assists and 30.3 minutes and made 900 career starts before concluding his playing career as a member of the HEAT in 2013. In addition to his All-Star appearance, Howard earned All-NBA Third Team honors once (1995-96) and was named to the All-Rookie Second Team during the 1994-95 campaign. The Chicago native also was named the Rookie of the Month for February 1995, was named Player of the Month for April 1996 and received the NBA's Community Assist Award for April 2010.

Howard played three seasons at the University of Michigan before becoming a first-round selection (fifth overall) by the Washington Bullets. He helped lead Michigan to the NCAA Tournament Championship game in both 1992 and 1993. An integral member of the famed "Fab Five", Howard became one of only five players in school history to score at least 1,500 points and grab at least 700 rebounds.

Howard and his wife, Jenine, reside in Miami and have four sons (Juwan Jr., Jace, Jett and Joshua) and two daughters (Sky and Starr).



KEITH SMART

ASSISTANT COACH



With over 25 years of professional basketball experience as either a player or coach, Keith Smart begins his second season as an assistant coach for the HEAT, assisting in the area of game management. He comes to Miami after serving as head coach for three different NBA franchises, previously guiding Sacramento, Golden State and Cleveland.

Smart joined the Kings as an assistant coach prior to the 2011-12 season before being promoted to head coach on January 5, 2012. He spent the previous eight seasons (2003-11) with the Golden State Warriors, the first seven as an assistant coach, becoming the longest tenured assistant coach in Warriors history, before taking over as head coach during the 2010-11 campaign where he led his team

to a 10-game improvement over the prior season. Prior to joining Golden State, Smart served as assistant coach for the Cleveland Cavaliers for three seasons before being named interim head coach in the middle of the 2002-03 campaign, becoming the second-youngest head coach in the NBA during that time.

Before joining the Cavaliers, he spent three seasons as head coach of the CBA's Fort Wayne Fury, guiding the team to its first back-to-back winning seasons (1997-99) in franchise history. In his first season with the Fury in 1997-98, he compiled a franchise-best 31-win season and a trip to the playoffs. He followed that season with another postseason berth during 1998-99 despite losing a single-season franchise record nine players to NBA contracts. He was awarded the American Conference Coach of the Month Award five times during his tenure with Fort Wayne and had a CBA-high 21 players signed to NBA contracts.

After being selected in the second round (41st overall) of the 1988 NBA Draft by the Golden State Warriors, Smart spent part of his nine-year professional basketball playing career with the San Antonio Spurs (1988), the Miguel Beermen (1989) of the Philippines Basketball Association, the Worcester Counts (1989), Youngstown Pride (1990-91) and Halifax Windjammers (1991) of the World Basketball League, the Rapid City Thrillers (1992) of the Continental Basketball Association, Trotamundos (1993) and Bravo De Lara (1993) in Venezuela, Cambrais Basket (1994) in France and the Florida Beachdogs (1995-96) and Fort Wayne Fury (1996-97) of the CBA.

A graduate of Indiana University, Smart helped lead the Hoosiers to the 1987 NCAA National Championship after hitting the game-winning shot versus Syracuse with five seconds remaining in the title game where he also garnered Most Outstanding Player honors of the Final Four. Smart and his wife Carol have two teenage sons, Andre' and Jared.



CHRIS QUINN

ASSISTANT COACH/PLAYER DEVELOPMENT

Chris Quinn enters his second season as Assistant Coach/Player Development with the HEAT after serving as director of player development at Northwestern University. Last season, he also worked with Miami's NBA Development League team, the Sioux Falls Skyforce, as an assistant coach.

Quinn, a six-year NBA veteran, was originally signed by the HEAT as a free agent on July 6, 2006, appearing in 168 games (26 starts) with Miami over three and a half seasons (2006-10), playing for both Pat Riley and Erik Spoelstra. He led Miami in both three-point field goal percentage and assist-to-turnover ratio during the 2008-09 season and currently ranks 10th on the HEAT's all-time three-point field goal percentage list (.397). Quinn went on to play three more NBA seasons, splitting time with the New Jersey Nets, San Antonio Spurs and Cleveland Cavaliers. He then went on to play for the Tulsa 66ers of the NBA D-League before finishing professionally overseas in Spain with Valencia Basket and in Russia, helping BC Khimki to a Eurocup Championship.

A 2006 graduate of Notre Dame, Quinn was a three-year starter and two-time co-captain for the Fighting Irish. He was named to the All-Big East First Team as a senior and was a three-time Big East Academic All-Star Team selection. He finished his collegiate career with 1,454 points, the 16th most in school history while also ranking fifth in steals (155), sixth in three-point field goal percentage (.417), seventh in three-point field goals made (239) and eighth in assists (428).

Quinn, a Dublin, OH native, resides in Miami with his wife, Lauren, and their two children, Charlie and Lydia.



BRIAN HECKER

DIRECTOR OF BASKETBALL INFORMATION AND TECHNOLOGY/PLAYER DEVELOPMENT COACH

Brian Hecker enters his 13th season with the HEAT and his second as Director of Basketball Information and Technology/Player Development Coach. In his current position, Hecker will focus on player development, basketball analytics as well as advanced scouting and game plans for the coaching staff.

Hecker joined the organization in November of 2003 as the HEAT's Scouting Information Coordinator. He was then named Scout in 2008 and three years later was promoted to Director of Basketball Information and Technology/Scout. Prior to joining the HEAT, Hecker spent 11 seasons on the collegiate level; nine as an assistant coach at the University of Houston (2000-03) and the University of Wisconsin (1994-00) where he was a member of former HEAT coach Stan Van Gundy's staff in 1994-95. Hecker began his collegiate coaching career as an administrative assistant on Stu Jackson's staff at Wisconsin in 1992 and was promoted to assistant coach in 1994. During his 11 seasons on the collegiate level he helped guide his teams to seven postseason appearances (4-NCAA, 3-NIT), including the 2000 NCAA Final Four while an assistant with the Badgers.

A 1990 graduate of Indiana University, Hecker began his coaching career at his alma mater, Nicolet High School in Milwaukee during the 1991-92 season. The Milwaukee native has three children, Jessica, Benjamin and Thomas and resides in Miami.





JAY SABOL

ATHLETIC TRAINER



Jay Sabol begins his eighth season as Athletic Trainer for the HEAT. He has spent the last 25 seasons with Miami, including 13 as Assistant Athletic Trainer. In his current capacity, he oversees the entire sports medicine staff to keep the HEAT healthy during the regular season, postseason and off-season. Sabol has previously served as the team's equipment manager and assistant strength and conditioning coach, and served as a team attendant for his first five years with the organization.

Sabol was born and raised in Miami and graduated from Florida International University in 1992 with a master's degree in exercise physiology. As Assistant Athletic Trainer from 1992-95, Sabol covered basketball and soccer for FIU before joining the HEAT full-time in 1995. He is certified by the National

Athletic Trainers Association, National Strength and Conditioning Association, National Academy of Sports Medicine and licensed by the State of Florida Department of Health.

Sabol enjoys fishing and boating in his free time.



BILL FORAN

ASSISTANT COACH/STRENGTH & CONDITIONING



Bill Foran has been the HEAT's strength and conditioning coach since its inception as he begins his 28th season with the organization and his 18th in the position of Assistant Coach/Strength & Conditioning. He is charged with improving the proper health, strength and overall conditioning of the HEAT players. To achieve these goals, Foran supervises a combination of strength training, plyometrics, conditioning, stretching and nutrition to ensure the players' maximum results on the court.

Foran originally joined the HEAT as a strength and conditioning consultant during the 1988-89 season before becoming a full-time staff member as the team's strength and conditioning coach. Prior to coming to the HEAT, Foran spent four years as the head strength and conditioning coach for the

University of Miami. There, Foran helped keep UM's football players in shape for the championship years of 1987 and 1989. Prior to his tenure at UM, he spent four years in a similar capacity at Washington State University.

A graduate of Central Michigan University, he earned a dual degree in physical education and health education in 1977 and his master's degree in exercise physiology from Michigan State University in 1981. Foran is the former president and co-founder of the National Basketball Conditioning Coaches Association (NBCCA) and a published author. He is the main author, along with nine other NBA strength and conditioning coaches, of three published books titled *Condition the NBA Way*, *NBA Power Conditioning* and *Complete Conditioning for Basketball*. Foran was also the sole editor of *High Performance Sports Conditioning*.

Recognized as one of the best in his field, Foran was inducted into the USA Strength and Conditioning Coaches Hall of Fame in 2014. He had previously been honored as the 2009 Co-NBA Strength Coach of the Year, sharing the award, which is voted on by the strength and conditioning coaches of the NBA, with Dwight Daub of the Oklahoma City Thunder.

Foran and his wife, Karen, reside in Pembroke Pines. Their son, Eric (the HEAT's current Assistant Strength and Conditioning Coach), graduated with a bachelor's and master's degree from the University of Florida. Their daughter, Kaylee, is also a graduate of the University of Florida as well as the University of Miami Nursing program.





ANDY ELISBURG

SENIOR VICE PRESIDENT, BASKETBALL OPERATIONS/GENERAL MANAGER

Andy Elisburg begins his third season as Senior Vice President, Basketball Operations/General Manager where he continues to assist CEO Nick Arison and President Pat Riley in the management of all aspects of the HEAT's basketball organization including salary cap administration, talent acquisition, league compliance and the day-to-day business of basketball operations.

He is a HEAT original, joining the franchise in its inaugural 1988 season. For the past 20 years, Elisburg has been working in basketball operations, and prior to his current post, he served five years as Senior Vice President, Basketball Operations/Assistant General Manager, playing an integral role in salary cap planning and basketball operations management, while overseeing the day-to-day operations at AmericanAirlines Arena.

With the challenges and the complexities in dealing with the league salary cap and luxury tax, Elisburg's knowledge and experience continues to be called upon to build on the team's unprecedented success. The results of that success include three NBA Championships, five Eastern Conference Championships, 16 postseason berths in the last 20 years (including a franchise-tying six-straight appearances from 2009-2014), 11 Division Championships and the fourth most wins (917) in the NBA (the most in the Eastern Conference) from 1995-2015.

During the off-season, Elisburg assists Riley in maneuvering through the framework of the salary cap and the luxury tax to transform the roster, ensuring the HEAT maintains its status as one of the league's top teams. In one of the most anticipated off-seasons in NBA history, he played an integral role in the HEAT's successful summer of 2010. His knowledge and expertise of the salary cap proved invaluable as he helped the HEAT acquire perennial All-Stars LeBron James and Chris Bosh, as well as round out the roster with several key veteran free agent signings to bolster the team's depth throughout a four-year run in which Miami went to the Finals in each year and won two NBA Championships. In 2014-15, he played a key role in the acquisitions of Luol Deng and Goran Dragic to help re-shape the HEAT.

Elisburg began the team's inaugural campaign as an intern in the public relations department before becoming a public relations assistant at the end of the season. He has served in many different capacities, including Assistant Director of Public Relations; Director of Team Services and Information; Director of Team Operations; Vice President, Basketball Operations, Senior Vice President, Basketball Operations and Senior Vice President, Basketball Operations/Assistant General Manager.

A native of Potomac, MD, Elisburg served an internship with the Washington Bullets in the summer of 1988 before coming to the HEAT. He holds a degree in sports administration from St. Thomas University and was honored by his alma mater in June of 2004 with their first Leader for Life Award which goes to recognize an alumna/alumnus that has made a significant contribution to their chosen profession. Elisburg is single and lives in Miami.



TIM DONOVAN

VICE PRESIDENT, SPORTS MEDIA RELATIONS

Entering his 16th year as Vice President, Sports Media Relations, Tim Donovan has seen his responsibilities expand each year and is charged with overseeing all aspects of the HEAT's Sports Media Relations efforts. He also works closely with the marketing, social media, broadcasting, business communications and community affairs departments to help the organization create initiatives that maximize the team's position as one of the most fan-friendly in the South Florida community. In addition, Donovan will continue to travel with the HEAT as the primary media liaison as well as coordinating all media interviews for the massive amounts of media requests made each year.

Donovan originally joined the HEAT as Assistant Director of Public Relations in 1995 after spending more than seven years with the New York Knicks. In January of 1997 he was elevated to Director of Sports Media Relations, a position he held for three and a half years before being promoted to his current position.

Donovan got his start in sports media relations in 1987, as an intern with the Knicks. He received a full-time position during New York's 1989 postseason and was named Public Relations Assistant in October of that year. By May of 1991, Donovan was Manager of Media Relations, serving as the chief liaison between the team and the New York area media.

A graduate of Rutgers University, Donovan lettered for four years on the Scarlet Knights' lacrosse team and helped lead the team to a number six national ranking as a senior.





CHET KAMMERER

VICE PRESIDENT, PLAYER PERSONNEL



After garnering more than 30 years of experience as a coach at many levels and developing an incredible eye for talent, Chet Kammerer begins his 19th year with the HEAT and his 12th in the role of Vice President, Player Personnel. Kammerer excelled in a number of roles for the HEAT before being promoted to his current position in September of 2004. After joining the organization as a scout in 1997, he has been promoted to Director of Scouting prior to the 1998-99 season, appointed Director of College Scouting before the 1999-00 season and then spent four seasons (2000-04) as the team's Director of Player Personnel.

Prior to joining the HEAT, Kammerer was an assistant coach for the Los Angeles Lakers from 1992-94. Following his time with the Lakers, he served as head coach of the Division I Professional Basketball Team of Braunschweig, Germany. Kammerer also served as a head coach for 27 years on the collegiate level and compiled a remarkable 542-256 (.679) overall record which earned him induction into the NAIA Hall of Fame on March 13, 2000. He coached for 10 years at Grace (Ind.) College and then for 17 seasons at Westmont College where his teams compiled a sterling 359-156 record (.697). In his honor, Westmont College dedicated the newly renovated court at Murchison Gym as 'Kammerer Court' in a ceremony on December 13, 2008.

Kammerer lives in Redondo Beach, CA. He and his wife, Sherill, have three grown children, Chad (the HEAT's current Director of NBA Scouting/Advance Scout), Shanda and Shariss and eight grandchildren, Maverick, Mason, Charlise, Cord, Ryder, Stetson, Natasha and Chase.



ALONZO MOURNING

VICE PRESIDENT, PLAYER PROGRAMS



Alonzo Mourning enters his seventh season as Vice President, Player Programs. In his role, Mourning is responsible to ensure the personal and professional development of HEAT players, while providing direct support and one-on-one mentoring. In addition, he represents the HEAT in various community and business endeavors.

After an NBA playing career that spanned 15 seasons and saw him capture an NBA championship with the HEAT in 2006, seven All-Star berths and twice being named the NBA Defensive Player of the Year, Mourning earned his highest professional honor, being enshrined into the Naismith Memorial Basketball Hall of Fame on August 8, 2014 in his first year of eligibility. Mourning, who had his number 33 retired

by the HEAT in a ceremony on March 30, 2009, is Miami's all-time leader in blocks (1,625) and ranks second in points scored (9,459), free throws made (2,558) and attempted (3,896), offensive rebounds (1,505), defensive rebounds (3,302), total rebounds (4,807), double-doubles (205) and double-figure scoring efforts (442) and third in minutes played (17,700), field goal percentage (.537), field goals made (3,445) and attempted (6,415) and games played (593). Mourning is also Miami's all-time postseason leader in blocked shots (171) while ranking third in free throws made (294) and attempted (483), fourth in points (989), field goals made (346) and double-figure scoring efforts (46) and fifth in games played (82) and offensive rebounds (137).

For his career, Mourning, who also captured a gold medal with the United States Senior National Team at the 2000 Olympics, appeared in 838 games with the HEAT, Charlotte Hornets and New Jersey Nets and averaged 17.1 points, 8.5 rebounds, 2.81 blocked shots, 1.1 assists and 31.0 minutes while shooting 52.7 percent from the floor. He finished his professional career with 14,311 points, 7,137 rebounds and 2,356 blocks (11th all-time in NBA history).

A perennial All-Star on the court, Mourning also works tirelessly for the children of South Florida through his charity, Mourning Family Foundation, to educate and create the opportunity for youth to excel. He and his wife, Tracy, have three children, Alonzo III ("Trey"), Myka Sydney and Alijah Harden.



ADAM SIMON

ASSISTANT GENERAL MANAGER/ GENERAL MANAGER, SIOUX FALLS SKYFORCE

Adam Simon is entering his 21st season with the HEAT organization and his third in the role of Assistant General Manager/General Manager, Sioux Falls Skyforce. Simon will continue to assist HEAT Sr. V.P., Basketball Operations/General Manager Andy Elisburg in all areas of the HEAT's basketball operations department as well as heading the basketball operations department for the Skyforce. In his two seasons as General Manager of the Skyforce the team has compiled a 60-40 (.600) record, and has captured at least a share of the Central Division regular season title and made the postseason in both years.

Simon has held a number of positions in the HEAT organization since arriving in 1995 as an intern in the video room under current HEAT coach Erik Spoelstra. Prior to his most recent promotion he spent three seasons as the HEAT's Director of Player Personnel. The St. Thomas University graduate has also served the HEAT as director of college/international scouting (2004-11), scout/director of college scouting (2003-04), scout (2002-03), scouting coordinator (2001-02), administrative assistant (1997-01) and basketball operations intern (1996-97) where he organized information for the NBA Draft which he has continued to do throughout his years with the HEAT.



KEITH ASKINS

DIRECTOR OF COLLEGE AND PRO SCOUTING

Keith Askins begins his 26th year as a member of the HEAT organization and his third in the role as Director of College and Pro Scouting. In his role he works with Vice President, Player Personnel Chet Kammerer and Assistant General Manager Adam Simon overseeing all aspects of the HEAT's scouting department.

After a productive nine-year playing career, one spent entirely with Miami, Askins joined the HEAT coaching staff under Pat Riley as a volunteer assistant halfway through the 1999-00 season. The following season he was promoted to full-time status and served as an Assistant Coach/Advance Scout for the HEAT for two seasons (2000-02) before moving to the bench full-time beginning with the 2002-03 season. During his 14 years on the HEAT coaching staff, Askins worked extensively with the HEAT's forwards and his primary duties included the development of Miami's players both during the season and in the off-season.

Askins still ranks among Miami's all-time leaders in games played (5th), three-point field goals attempted (10th), three-point field goals made (11th), offensive rebounds (11th), total rebounds (14th), blocked shots (15th), steals (15th), defensive rebounds (17th) and minutes (17th). Known for his aggressive play and long range shooting, Askins served as a captain for the HEAT for four consecutive seasons from 1995-99 and captured the team's Leadership Award in both the 1994-95 and 1995-96 seasons.

Askins is also a former participant in the HEAT's TeamUp program, which prompted kids to become involved in community service, and was one of the team's most active community spokespersons during his career. In his free time, he enjoys golf, cigars, dominoes, backcountry fishing and growing orchids.

A graduate of the University of Alabama, Askins and his wife, Paulina, have twin boys, Franco and Vicente, and reside in Davie.



CHAD KAMMERER

DIRECTOR OF NBA SCOUTING/ ADVANCE SCOUT

Chad Kammerer begins his 15th year with the Miami HEAT organization and his third as Director of NBA Scouting/Advance Scout. Among his responsibilities, Kammerer provides scouting reports and player evaluations to assist the HEAT coaching staff in their game preparations.

Prior to being elevated to his current role in September 2013, he had spent five seasons as an assistant coach on Erik Spoelstra's staff from 2008-13, assisting in the areas of game planning, scouting and player development. He has also served as an assistant coach for the HEAT's summer league team for six years.

Kammerer originally joined the organization on a part-time basis during the 2001-02 season and then spent six years as the HEAT's full-time advance scout, from 2002-08 before moving to the bench.

Prior to joining the HEAT, Kammerer served as an assistant coach at Valparaiso University, the University of California at Los Angeles (UCLA), Concordia University (CA) and the University of Mississippi.

Kammerer, the son of HEAT Vice President, Player Personnel Chet Kammerer, was born in Indiana and raised in California. He graduated from Westmont College in 1990 and later went on to earn his master's degree at the University of Mississippi in 1993.

He and his wife, Nichole, reside in Michigan with their two children, Natasha and Chase.





BOB McADOO

SCOUT/COMMUNITY LIAISON



Bob McAdoo enters his 21st season with the HEAT organization and his second in the role of Scout/Community Liaison. He brings 34 years of combined NBA experience, as an assistant coach, player and scout, into the field of player personnel and scouting where he serves as one of the lead scouts for HEAT Vice President, Player Personnel Chet Kammerer. In his current role, McAdoo's duties include scouting on the NBA, college and international levels.

A former NBA MVP, McAdoo joined the HEAT as an assistant coach under Pat Riley beginning with the 1995-96 season and remained a fixture on the HEAT bench for 19 seasons under Riley, Stan Van Gundy and Erik Spoelstra. During his 19 years as an assistant coach he worked primarily with the HEAT big men and was instrumental in developing their overall skills. He also worked on a constant basis with all players to improve their shooting skills, while imparting the wisdom and knowledge derived from a 14-year NBA playing career. McAdoo was in charge of charting the team's offensive efficiency and focusing on the strengths and weaknesses of opponent's big men. He also served as the head coach of the HEAT's Summer League team in 2004.

Generally considered the greatest shooting big man in NBA history, McAdoo enjoyed a storied 14-year playing career in the NBA, which included three consecutive scoring titles from 1973-74 through 1975-76 – making him one of only seven NBA players to accomplish the feat. He appeared in five consecutive All-Star games as well as being named the NBA MVP in 1975. McAdoo received the game's greatest honor when he was elected into the Naismith Memorial Basketball Hall of Fame in 2000.

Over his career, "Doo" averaged 22.1 points and 9.4 rebounds while connecting on 50.3 percent of his field goal attempts. McAdoo, the second overall pick in the 1972 NBA Draft, began his NBA career in 1972 as a member of the Buffalo Braves coached by Hall of Famer Dr. Jack Ramsay. He went on to capture the 1972-73 Rookie of the Year award after averaging 18.0 points and 9.1 rebounds. In each of the next three seasons he averaged at least 30 points and 12 rebounds. His career also included tours with New York, New Jersey, Boston, Philadelphia and the Los Angeles Lakers where he played for Pat Riley and won NBA championships in 1982 and 1985. After finishing in 1986 with the 76ers, McAdoo played professionally in Italy (1986-92) where his teams went on to win the Italian Championship three times and the European Championship twice. Individually, he captured MVP honors in both the Italian League and European Championships. In May of 2008 he was named as one of the 50 most influential personalities in European Club Basketball over the last half century, one of just 35 players to receive that honor.

McAdoo's success began early in his career, as he was an All-American at every level of play, starting in high school, and then at Vincennes JC, where he was a member of the JUCO national championship team in 1970. He also received All-America honors while playing at the University of North Carolina, where he helped guide the Tar Heels to a Final Four appearance. McAdoo also played for the United States in the 1971 Pan American Games.

McAdoo and his wife, Patrizia, reside in Boca Raton with their sons Russell and Ryan. Their daughter, Rasheeda, is in her third year at Georgia Tech on a tennis scholarship. McAdoo's eldest son Robert III and daughter Rita live in New Jersey, while their other son, Ross, lives in Alaska.

HEAT SCOUTING STAFF



Bob Chaikin
Basketball Analyst



Randy Embry
Scout



Jack Fitzgerald
Scout



Ed Maulli
Scout



BASKETBALL OPERATIONS



**Eric
Amsler**

Director of Scouting
Operations



**Vinny
Aquilino**

Neuromuscular
Therapist



**David
Beyer**

Director of Basketball
Operations



**Dan
Bisaccio**

Assistant Video
Coordinator




**Aaron
Brecheisen**

Sports Media
Relations Intern



**Wes
Brown**

Assistant Athletic
Trainer



**Matt
Dodson**

Equipment Intern



**Rich
Fernando**

Executive Assistant
to the Head Coach



**Eric
Foran**

Assistant Strength &
Conditioning Coach



**Brandon
Gilliam**

Assistant Athletic
Trainer & Director of
Rehabilitation



**Eric
Glass**

Video Coordinator



**David
Holcombe**

Senior Director
of Team Security



**Michael
Lissack**

Director of Sports
Media Relations



**Nick
Maiorana**

Sports Media
Relations Manager



**Kenny
McCraney**

Director of Team
Services



**Karen
Merrill**

Executive Assistant to
the President



**Yvette
Morrell**

Executive Assistant,
Basketball Operations



**Andrew
Perez**

Basketball Operations
Intern



**Rob
Pimental**

Head Equipment
Manager/
Travel Coordinator



**Jeff
Saunders**

Basketball Operations
Intern



**Steve
Stowe**

Executive Director,
HEAT Charitable Fund



**Rob
Wilson**

Senior Director of Sports
Media Relations



BUSINESS OPERATIONS EXECUTIVES



Garrick Amos

V.P., STSR & Assistant General Manager



Brian Babin

V.P./Assistant General Manager, AmericanAirlines Arena



Mark Brown

V.P., Tickets & Premium Sales and Service



Tony Coba

Executive V.P./ Chief Information Officer



Jeff Craney

V.P., Marketing Division



Jarred Diamond

Executive V.P., HEAT Group Enterprises



Sonia Hart

V.P., Human Resources



Raquel Libman

Executive V.P./General Counsel



Jennifer Mallery

V.P., Ticket Operations & Strategic Planning



Chris Maragno

V.P., Corporate Partnerships Sales and Service



Michael McCullough

Executive V.P./ Chief Marketing Officer



Andy Montero

V.P., Retail Business & Development



**Jeff
Morris**
V.P., Finance



**Sammy
Schulman**
Executive V.P./
Chief Financial Officer



**Jim
Spencer**
V.P. Operations/Assistant General
Manager, AmericanAirlines Arena



**Kim
Stone**
Executive V.P./
General Manager,
AmericanAirlines Arena



**John
Vidalin**
Executive V.P./
Chief Revenue Officer



**Vered
Yakovee**
V.P., Associate
General Counsel

HEAT GROUP STAFF



Eddie Abad
Retail Operations
Senior Manager



Lya Abad
Finance Assistant
Controller



Jose Alonso
Network
Infrastructure
Administrator



Adrian Alvarez
IT Help Desk
Coordinator



Jorge Arronte
Arena Broadcast
Services Manager



Ana Aviles
Premium Client
Service Senior
Account Manager



Michael Baiaomonte
Public Address
Announcer



Ted Ballard
Executive Director of
Broadcasting



Sasha Beck
Creative Services
Graphic Designer



Joseph Beguiristain
Internet Services
Content Coordinator



Leon Bichachi
Community Affairs
Senior Program
Manager



Clayton Blankenship
Business Intelligence
Analyst



Carl Bohannon
Security Officer



Jared Borlack
Premium Sales
Account Manager



Cedric Brown
Interactive Marketing
& New Media
Content Manager



Kasin Burgos
Operations
Supervisor



Brett Bush
Ticket Sales
Account Manager



Lorenzo Butler
The HEAT Group
Business
Communications Manager



Javier Cabañero
Arena Broadcast &
Digital Signage
Manager



Bryanna Campbell
Corporate Partnership
Service Account
Manager



Katie Carballo
Media Production
Producer



Hunter Carrier
Group Sales
Account Manager



John Cervera
Human Resources
Senior Recruiter



Danielle Chabot
Senior Event
Manager



Marilyn Charles
Shipping & Receiving
Coordinator



Marcus Cheng
Director of
Business Strategy



Frantz Chery
STSR Account
Service Manager



Joanna Clutter
Director of Corporate
Partnership Client
Service



Lauren Cochran
Director of Interactive
Marketing &
New Media



Simone Coleman
Ticket Sales
Account Manager



Jackie Collazo

Premium & Ticket
Sales Account
Manager



Natalia Collazo

Ticket Sales
Coordinator



Otto Corona

Senior
Telecommunications
Systems Engineer



John Crotty

TV Studio Analyst
& Radio Analyst



Maggie DeBarberie

Media Production
Segment Producer



Christian Delong

Retail Internet
Coordinator



Kathy DeLorenzo

STSR Senior Account
Service Manager



Meg Denholm

Corporate Sales
Administration Senior
Manager



Lorrie-Ann Diaz

Senior Director of The
HEAT Group Business
Communications



Carmen Diaz Lorenzo

Information Technology
Programmer/Analyst



Drew Dorben

Director of Information
Technology
Operations



Kevin Duplaga

Director of
Ticket Sales



Evan Durlester

Ticket Sales
Account Manager



Brad Duval

Arena Broadcast
Services Manager



Michael Dykes

Operations Helper



Santiago Echavarria

Marketing Assistant



Gregory Eisenberg

Ticket Operations
Senior Coordinator



Perry Eisenberg

Ticket Operations
Senior Coordinator



Pablo Estevez

Director of Mobile
Business
Transformation



Mauricio Estrada

Media Production
Videographer
Coordinator



Manuel Fabian

Creative Services
Senior Graphic
Designer



Michael Farmer

Director of Internet
Services



Darin Fauver

Director of Arena
Video Production



Jeanine Fernandez

Finance Staff
Accountant



Emerson Figueroa

Director of
Operations & Facility
Services



Ed Filomia

Senior Director of
Arena Broadcasting
Services



Tony Fiorentino

Television Analyst



Kenzie Forkal

STSR Account
Service
Representative



Thomas Fraser

Corporate Partnership
Sales Senior
Manager



Alvic Galindo

Mail Room Clerk

HEAT GROUP STAFF



Denis Galindo
Pest Control Operator



Ashley Gardner
Business Strategy Analyst



Staci Golden
STSR Account Service Manager



Alex Gonzalez
Valet Parking Supervisor



Aralis Gonzalez
Business Strategy Coordinator



Josh Goshin
Director of Game Presentation & Events



Shondell Graham
Security Manager



Marcie Gray
Parking Operations Administrative Assistant



Daniel Green
Premium Sales Account Manager



Alan Greene
VIP Parking Supervisor



Susan Greenwood
Executive Assistant, Legal



Carla Grisoni
Director of Event Services



Keith Haerberle
Director of Media Production



Philip Hall
Premium Client Service Account Manager



Briana Harris
Group Sales Account Manager



Nicole Harris
Accounts Payable Supervisor



Basit Hasan
Arena Group Sales Manager



Mark Hasselbach
Ticket Operations & Event Staffing Manager



Irene Herrera
Business Strategy Coordinator



Bob Hewitt
Director of Television Game Broadcast



Clint Horvath
Digital Signage Senior Producer



Sean Houston
Corporate Partnership Sales Manager



Rosana Iglesias
Shipping & Receiving Senior Manager



Megan Inglis
Publications & Communications Manager



Mike Inglis
Radio Play-by-Play Announcer



Shanon Irish
Media Production Coordinating Producer



Bretzky Irizarry
Human Resources Recruitment Coordinator



Jason Jackson
TV Host & Courtside Reporter



Max Jacomino
Human Resources Benefits Specialist



Aneisha Johnson
Season Ticket Services & Retention Manager


Kenny Jones

Director of Season
Ticket Services &
Retention


Casey Katz

Group Sales Account
Manager


Carmen Kentala

Director of Security


Augusto King

Security Officer


Alexandra Knodel

Business Strategy
Manager


Jacob Kopczyk

STSR Account
Service Manager


Angel Kurny

Internet Services
Web Developer


Merdie Lane

Director of Guest
Services & Event
Staffing


Charles Lee

Operations Helper


Jonathan Lee

Ticket Operations
Manager


Ralph Leon

Director of
Community Affairs


Chad Lesny

Event Staffing
Manager


Alex Lopez-Farfan

Retail Operations
(Airport Store)
Assistant Manager


Alicia Lynch

Ticket Operations
Coordinator


Christine Machado Rizzo

Director of Human
Resources


Kristi Mahan

Ticket Operations
Coordinator


Victor Maldonado

Food & Beverage
Maintenance
Mechanic


Jose Martin

Senior
Telecommunications
Systems Engineer


Danny Martinez

Interactive Marketing
& New Media
Marketing Manager


Brett Maurer

Creative Services
Junior Graphic
Designer


Pablo McAnderson

Engineering
Maintenance
Mechanic


Osvaldo Mena

Engineer/Electrician


Rhuben Mitchell

Security Officer


Dan Monahan

Corporate Partnership
Sales Manager


Karole Moncada

Human Resources
Assistant


Ezequiel Montenegro

IT Help Desk
Coordinator


Couper Moorhead

Internet Services
Manager


Raquel Motola

Executive Assistant,
Business Executive
Office


Natasha Muniz

Retail
Merchandiser



Marcela Navarro

Corporate Partnership
Service Account
Manager

HEAT GROUP STAFF



David Okeowo
STSR Account
Service
Representative



Darius Orjuna
Operations Helper



Daniel Ortiz
Arena Broadcast
Services
Coordinator



José Pañeda
Spanish Radio Announcer/
Senior Advisor, Hispanic
Broadcasting & Marketing



Rose Pearson
Payroll
Services Manager



Franklin Peña
Engineering
Maintenance
Mechanic



Christopher Pendas
Internet Services
Mobile Coordinator




Anthony Perez
Corporate Partnership
Sales Manager



Daniel Perez
Information
Technology Software
Architect Manager



Mark Perez
Engineering
Maintenance
Mechanic



Charlie Peterson
Operations Foreman



Stephen Pettion
Ticket Sales
Manager



Terek Pierce
Media Production
Videographer/Editor



William Probus
Creative Services
Manager



Billy Quinones
Engineer/Electrician



Wilhelm Quinones
Engineer/Electrician



John Ragobar
Parking Operations
Maintenance
Supervisor



Alex Ramirez
Director of Parking
Operations



Adam Ramos
Group Sales
Manager



Manny Ramos
Engineering &
Operations Manager



Eric Reid
Television
Play-by-Play
Announcer



Kenneth Richardson
Operations Foreman



Moorelly Rios
Retail Operations
Manager



Christopher Rivera
Media Production
Manager



Elizabeth Roca
Director of Arena
Marketing



JonMichael Rodriguez
Creative Services
Traffic Controller



Osvaldo Rodriguez
IT Help Desk
Coordinator



Sandy Rodriguez
Lead Receptionist



Crystal Rogers
Marketing
Coordinator



Alex Rojas
Director of Advanced
Network Systems
Infrastructure



Marlene Roman

Director of Database Systems Design & Administration



Lauren Rothman

Director of Corporate Partnership Client Strategy



Ron Rothstein

TV Studio Analyst & Radio Analyst/ Corporate Liaison



Ashley Ruchty

Corporate Partnership Administration CRO/ Sales Manager



Jean Saintilien

Security Officer



Augusto Salazar

Engineering Maintenance Mechanic



Carlos Santa Cruz

STSR Senior Account Service Manager



Donnie Schmid

Internet Services Mobile Manager



Sara Sciambi

Corporate Partnership Service Senior Account Manager



Julie Sharenow

Corporate Partnership Sales Senior Manager



Cassie Sigler

The HEAT Group Business Communications Coordinator



Paul Simon

Senior Director of Business Strategy



Jimmy Smart

Operations Foreman



Jorge Solis

Arena Digital Marketing Coordinator



Miguel Soto

Network Infrastructure Administrator



A.J. Speaks

Television Game Broadcast Producer



Evens St. Preux

Security Officer



Tyler Stephan

Corporate Partnership Service Coordinator



John Strickroot

Ticket Sales Account Manager



Clara Stroude Vazquez

Marketing Manager



Jennifer Strum

Senior Director of Arena Promotions & Business Development



Yi Tao

Internet Services Translation Coordinator



Kristin Territo

Director of Digital Signage



Petronia Thomas

Security Senior Shift Supervisor



Sherrella Thompson

Administrative Services Assistant



Jennifer Tobias

Director of Creative Services



Erick Torres

Community Affairs Program Manager



Rolando Travieso

Director of Merchandising & Retail Operations



Cristi Tufts

Finance Assistant Controller



Crystal Vasquez

Security/Event Services Administrative Assistant


HEAT GROUP STAFF



Rocío Vasquez
Executive Assistant,
Arena & STSR



Sorina Vaziri
Creative Services
Junior Graphic
Designer




Jackie Ventura
Operations and
Sustainability
Coordinator



David Vickery
Director of Arena
Broadcast Services



Lauren Whitaker
Event Manager



Sam Wilcox
Corporate
Partnership Service
Account Manager



Sybil Wilson
Senior Director of
Administrative
Services



Patricia Woolley
Media Production
Editor



Benard Worrell
Television Game
Broadcast Associate
Director

HEAT GAME NIGHT STAFF



Jim Cox
Stats Crew Chief



Peter Abraham
Official Scorer



Michael Barzyk
Stats Crew



Adam Beighley
Scoreboard Operator



Jamie Carrig
Stats Crew



Ken Colebrooke
Stats Crew



Gary Cunningham
Stats Technical
Coordinator



Sam Cunningham
Runners Chief



David Diggs
Clock Operator



Alysia Dyer
Stats Crew



Sherry Furnari
Stats Crew



Steve Lebow
HEAT TV Stats



Mark Pray
Press Attendant




Jeff Skinner
Stats Crew



Randy Webb
Home Radio Stats

In Loving Memory of
Jim Lippiatt
(1959-2015)

A long-time member
of the HEAT Game
Night Staff





MIAMI
HEAT

PLAYERS







11 CHRIS ANDERSEN

FORWARD/CENTER



11 FORWARD/CENTER



HEIGHT:
6'10"

WEIGHT:
245

YEARS PRO:
13

BIRTHDATE:
7/7/78
(Lola, TX)

HIGH SCHOOL:
Lola (Lola, TX)

COLLEGE:
Blinn Junior College

CHRIS ANDERSEN

CAREER TRANSACTIONS:

Not drafted by the NBA out of college in 1999...played for Jiangsu Nagang of the Chinese Basketball League in 1999-2000...played with the New Mexico Slam of the International Basketball League in 1999-2000...played with the Fargo-Moorhead Beez of the International Basketball League in 2000-01...played with the Fayetteville Patriots of the NBA Development League in 2001-02...signed as a free agent by the Denver Nuggets on Nov. 21, 2001...signed as a free agent by the New Orleans Hornets on July 19, 2004...dismissed and disqualified from the NBA for two years by the league for violating the terms of the Anti-Drug Program on Jan. 27, 2006...signed as a free agent by the New Orleans Hornets on Mar. 5, 2008...signed as a free agent by the Nuggets on July 24, 2008...waived by the Nuggets on July 17, 2012...signed to a 10-day contract by the HEAT on Jan. 20, 2013...signed to a second 10-day contract by the HEAT on Jan. 30, 2013...signed for the remainder of the season by the HEAT on Feb. 8, 2013...re-signed with the HEAT on July 10, 2013...re-signed by the HEAT on July 19, 2014.

PROFESSIONAL CAREER:

Has appeared in 656 NBA regular season games (30 starts) during his 13-year career and has averaged 5.5 points, 5.1 rebounds, 1.48 blocks and 17.9 minutes while shooting 53.3 percent from the field, 21.6 percent from three-point range and 65.3 percent from the line...has shot at least 50 percent from the field in nine of his 13 seasons, including each of the last seven...has scored in double figures on 111 occasions and grabbed double-figure rebounds 65 times...has posted 22 double-doubles...his career high for consecutive double-figure scoring games is four (Mar. 2-9, 2005)...his career high in consecutive games with a block is 21 (Nov. 11-Dec. 25, 2009)...has 262 multi-block and 59 multi-steal games...ranks 13th on the HEAT's all-time blocked shots list...has appeared in 69 NBA postseason games (0 starts) and has averaged 5.4 points (.644 FG%, .692 FT%), 4.8 rebounds, 1.26 blocks and 17.0 minutes...has scored in double figures 11 times in postseason play and has grabbed double-figure rebounds four times...ranks among the HEAT's all-time postseason leaders in dunks (7th), blocked shots (tied-7th) and offensive rebounds (9th)...made a postseason career-high 18 consecutive field goal attempts from May 13-30, 2013...owns the HEAT postseason single-game record for most field goals made in a game without a miss (7-7 vs. Indiana, May 22, 2013).

2014-15 SEASON:

Appeared in 60 games (20 starts) for the HEAT and averaged 5.3 points (.580 FG%, .667 FT%), 5.0 rebounds, 1.02 blocks and 18.9 minutes...officially missed 17 games due to injury/illness and was a DNP-CD on five occasions (four of which he dressed despite being injured)...sat out five games (Nov. 2-9) with a left rib contusion...missed nine games (Nov. 25-Dec. 12) with a sprained right ankle...sat out two games (Jan. 16 and Feb. 28) due to illness...sat out one game (Mar. 27) with a left calf contusion...ranked 39th in the NBA in blocks per game...started a career-high 20 games after starting just 10 times in his previous 12 seasons...ranked second on the team in blocks (61) and dunks (52), third in offensive rebounds (76) and fourth in defensive (223) and total (299) rebounds...topped the HEAT in blocks 17 times, in rebounds seven times, in steals five times and in assists once...was Miami's leading scorer off the bench three times and also topped the HEAT reserves in blocks a team-high 26 times, in rebounds a team-high 19 times, in assists and steals on five occasions each and in minutes once...scored in double figures on 11 occasions and grabbed double-figure rebounds three times...posted one double-double...on two occasions (Mar. 7-11 and Apr. 11-13) he hit 10 consecutive field goal attempts, tied for the second longest

streak on the HEAT in 2014-15...connected on his 1,000th career free throw against Indiana on Jan. 23...played in his 600th career game at Atlanta on Nov. 14...matched his career highs in both points (18) and field goals made (8) and grabbed a season-high 14 rebounds vs. Brooklyn on Mar. 11...**Season Highs:** 18 points (vs. Brooklyn, Mar. 11), 14 rebounds (vs. Brooklyn, Mar. 11), four assists (vs. New Orleans, Feb. 21), three blocks (five times), two steals (six times) and 29:30 minutes (vs. Brooklyn, Mar. 11).

2013-14 SEASON:

Came off the bench in all 72 games in which he appeared for the HEAT and averaged 6.6 points (.644 FG%, .710 FT%), 5.3 rebounds, 1.35 blocks and 19.4 minutes...missed a total of eight games due to injury, one game (Dec. 5 at Chicago) due to personal reasons and was a DNP-CD once (the season finale on Apr. 16 vs. Philadelphia to rest)...sat out three games from Dec. 27-30 with a sore back, three games from Jan. 15-18 with a right knee contusion and a pair of games (Apr. 6 and 9) with a bruised right knee...ranked 17th in the NBA in blocks per game...led the HEAT in both total blocks (97) and blocks per game and ranked second in dunks (78)...set a single-season career high in field goal percentage...topped the HEAT in blocks a team-high 43 times, in rebounds 13 times and in steals on six occasions...was Miami's leading scorer off the bench 15 times and also topped the HEAT reserves in rebounds a team-high 52 times, in blocks a team-high 50 times and in minutes on seven occasions...scored in double figures on 18 occasions and grabbed double-figure rebounds three times...recorded one double-double...set his HEAT high and matched his career high with 18 points at Dallas on Feb. 18...connected on his 1,000th career field goal at Toronto on Nov. 5...grabbed his 3,000th career rebound vs. Portland on Mar. 24...recorded his 900th career block at Indiana on Mar. 26...**Season Highs:** 18 points (at Dallas, Feb. 18), 14 rebounds (at Milwaukee, Mar. 29), six blocks (at Chicago, Mar. 9), three steals (at New York, Jan. 9), two assists (three times) and 33:04 minutes (at Chicago, Mar. 9).

2012-13 SEASON:

Came off the bench in all 42 games he appeared in with the HEAT after joining the team on Jan. 20 and averaged 4.9 points (.577 FG%, .677 FT%), 4.1 rebounds, 1.05 blocks and 14.9 minutes...was a DNP-CD on two occasions...the HEAT compiled a 39-3 record in the 42 games in which he appeared and his .929 personal winning percentage set an NBA record for any player who played at least 40 games in a season...ranked second on the team in blocks per game...topped the HEAT in blocks 13 times, in rebounds on three occasions and in steals

CHRIS ANDERSEN

11

once...scored in double figures on three occasions and grabbed double-figure rebounds once...hit a season-high 10 consecutive field goal attempts from Mar. 20-25...played in his 500th career game at Minnesota on Mar. 4...recorded his 800th career block at Philadelphia on Apr. 6...grabbed his 900th career offensive rebound vs. New York on Apr. 2...**Season Highs:** 15 points (vs. Chicago, Apr. 14), 15 rebounds (vs. Philadelphia, Apr. 6), four blocks (vs. Orlando, Apr. 17), three steals (vs. Boston, Apr. 12), two assists (vs. L.A. Clippers, Feb. 8) and 26:40 minutes (at Washington, Apr. 10).

2011-12 SEASON:

Appeared in 32 games (one start) for the Denver Nuggets and averaged 5.3 points (.546 FG%, .610 FT%), 4.6 rebounds, 1.44 blocks and 15.2 minutes...was a DNP-CD on 34 occasions...moved into fifth place on the Nuggets all-time blocked shots list vs. New Orleans on Mar. 9...scored in double figures four times and grabbed double-figure rebounds once...**Season Highs:** 16 points (vs. Phoenix, Feb. 14), 11 rebounds (at Dallas, Feb. 15), six blocks (vs. Phoenix, Feb. 14), three steals (vs. Sacramento, Jan. 4), two assists (at Memphis, Feb. 17) and 29:05 minutes (at Oklahoma City, Feb. 19).

2010-11 SEASON:

Came off the bench in all 45 games in which he appeared for the Nuggets and averaged 5.6 points (.599 FG%, .637 FT%), 4.9 rebounds, 1.29 blocks and 16.3 minutes...missed a total of 36 games due to injury and one game due to scheduled rest (Jan. 9)...sat out the first 13 games of the season from Oct. 27-Nov. 20 recovering from right knee surgery...missed eight games from Dec. 5-18 with a lower back fracture...missed 10 games (Jan. 13-28 and Jan. 31) with right knee and lower back issues...sat out five games from Apr. 3-9 with a right ankle sprain...scored in double figures 10 times and grabbed double-figure rebounds on six occasions...posted two double-doubles...matched his career highs in both free throws made (9) and attempted (12) vs. Memphis on Feb. 22...**Season Highs:** 17 points (vs. Washington, Mar. 25), 12 rebounds (twice), six blocks (vs. L.A. Clippers, Dec. 3), three assists (vs. Sacramento, Jan. 1), two steals (four times) and 29:44 minutes (at Minnesota, Dec. 29).

2009-10 SEASON:

Came off the bench in all 76 games in which he saw action for the Nuggets and averaged 5.9 points (.566 FG%, .695 FT%), 6.4 rebounds, 1.88 blocks and 22.3 minutes...missed a total of six games due to injury...missed four games (Jan. 5, Mar. 16 and Apr. 3-7) due to a sprained left ankle, one game due to right knee patella tendinitis (Nov. 20) and one game (Feb. 19) with a low back strain...ranked among the NBA leaders in blocks per 48 minutes (1st), blocks per game (6th), total blocks (7th) and rebounds per 48 minutes (21st)...recorded single-season career highs in games played, minutes played, free throws made and attempted, defensive and total rebounds, rebound average and steals...led the Nuggets in blocked shots and finished third in offensive, defensive and total rebounds...scored in double figures 11 times and grabbed double-figure rebounds a career-high 16 times...amassed four double-doubles...scored his 2,000th career point at Houston on Jan. 27 and grabbed his 2,000th career rebound at Golden State on Feb. 25...made a career-high nine free throws vs. Oklahoma City on Dec. 14...recorded at least one block in a career-high 21 consecutive games from Nov. 11-Dec. 25...**Season Highs:** 15 points (three times), 15 rebounds (at L.A. Lakers, Feb. 5), five blocks (four times), three steals (twice), two assists (four times) and 34:35 minutes (at Detroit, Dec. 10).

2008-09 SEASON:

Saw action in 71 games (one start) with the Nuggets and averaged 6.4 points (.548 FG%, .718 FT%), 6.2 rebounds, 2.46 blocks and 20.6 minutes...sat out nine games due to injury and was a DNP-CD twice (one while still recovering from injury)...was on the inactive list for eight games from Nov. 11-23 with a seventh rib fracture in his left rib cage...sat out one game (Feb. 11) with left wrist strain and left hip contusion...led the NBA in blocks per 48 minutes and ranked second in blocks per game...finished eighth in the voting for both the NBA Defensive Player of the Year and the NBA Sixth Man of the Year awards...recorded single-season career highs in offensive rebounds and blocked shots...led the Nuggets in blocks and finished second in offensive rebounds and third in total rebounds...led the Nuggets in rebounds on 23 occasions...scored in double figures 15 times and grabbed double-figure rebounds on 11 occasions...recorded five double-doubles...tallied a career-high 18 points vs. Washington on Mar. 20...had a career-high eight blocks vs. Utah on Apr. 2...recorded career highs in multi-block games (47) and multi-steal games (13)...**Season Highs:** 18 points (vs. Washington, Mar. 20), 12 rebounds (three times), eight blocks (vs. Utah, Apr. 2), three steals (vs. Dallas, Jan. 13), two assists (three times) and 31:48 minutes (vs. L.A. Clippers, Apr. 4).

2007-08 SEASON:

Came off the bench in all five games in which he appeared for the New Orleans Hornets and averaged 1.2 points (.286 FG%, .500 FT%), 1.8 rebounds and 6.8 minutes...was re-signed by the Hornets on Mar. 5 after being reinstated by the NBA after serving a two-year suspension for violating the NBA's substance abuse policy...missed three games with flu-like symptoms...**Season Highs:** three points (twice), six rebounds (at Miami, Apr. 2), two blocks (at Boston, Mar. 28) and 12:05 minutes (at Boston, Mar. 28).

2005-06 SEASON:

Appeared in 32 games (two starts) for the New Orleans/Oklahoma City Hornets and averaged 5.0 points (.571 FG%, .476 FT%), 4.8 rebounds, 1.28 blocks and 17.8 minutes before being suspended by the NBA on Jan. 27 for violating the league's substance abuse policy...scored in double figures four times and grabbed double-figure rebounds twice...recorded one double-double...grabbed a career-high 10 offensive rebounds and matched his career high with 18 total rebounds vs. Atlanta on Nov. 18...**Season Highs:** 11 points (at Cleveland, Nov. 2), 18 rebounds (vs. Atlanta, Nov. 18), four blocks (vs. San Antonio, Jan. 25), two steals (vs. San Antonio, Jan. 25), one assist (six times) and 28:50 minutes (at Orlando, Nov. 18).

2004-05 SEASON:

Saw action in 67 games (two starts) with the New Orleans Hornets and averaged 7.7 points (.534 FG%, .689 FT%), 6.1 rebounds, 1.49 blocks, 1.1 assists and 21.3 minutes...missed a total of 15 games due to injury...missed the final eight games of the season with a sprained right ankle...sat out six games from Mar. 14-23 with an infected right elbow and missed one game (Dec. 26) with food poisoning...ranked 22nd in the NBA in blocks per game...led the team in blocks...topped the Hornets in rebounds on 22 occasions...recorded single-season career highs in field goals made and attempted, assists, points scored and scoring average...scored in double figures a career-high 22 times and grabbed double-figure rebounds a career-high 13 times...posted a career-high six double-doubles...scored in double figures a career-high four consecutive games from Mar. 2-9...set career highs in field goals made (8) and attempted (14) at Toronto on Jan. 16...played a career-high 38 minutes against the Clippers in Los Angeles on Dec. 21...**Season Highs:** 17 points (at Toronto, Jan. 16), 18 rebounds (at L.A. Clippers, Dec. 21), seven blocks (vs. Denver, Apr. 6), four assists (twice), two steals (twice) and 38 minutes (at L.A. Clippers, Dec. 21).

2003-04 SEASON:

Came off the bench in all 71 games in which he saw action for the Nuggets and averaged 3.4 points (.443 FG%, .589 FT%), 4.2 rebounds, 1.61 blocks and 14.5 minutes...missed eight games due to injury/illness...sat out one game (Feb. 8) with the flu and seven games (Mar. 12-22 and Apr. 14) with left knee patella tendinitis...was second on the team and ranked 19th in the NBA in blocks per game...ranked second in the NBA in blocks per 48 minutes...topped the Nuggets in rebounds nine times...scored in double figures four times and grabbed double-figure rebounds on six occasions...posted a pair of double-doubles...**Season Highs:** 15 points (vs. Minnesota, Jan. 26), 14 rebounds (vs. L.A. Lakers, Jan. 7), seven blocks (three times), two assists (five times), two steals (five times) and 29 minutes (vs. L.A. Lakers, Jan. 7).

2002-03 SEASON:

Started three of the 59 games in which he appeared for the Nuggets and averaged 5.2 points (.400 FG%, .550 FT%), 4.6 rebounds, 1.02 blocks and 15.4 minutes...missed 22 games after surgery to repair a fractured right thumb...led the team in scoring twice and in rebounding nine times...scored in double figures on seven occasions and grabbed double-figure rebounds in three contests...had a career-high four steals in Los Angeles vs. the Lakers on Apr. 15...**Season Highs:** 16 points (at Minnesota, Oct. 30), 12 rebounds (vs. L.A. Clippers, Apr. 12), four assists (at Toronto, Nov. 15), four blocks (five times), four steals (at L.A. Lakers, Apr. 15) and 31 minutes (at L.A. Lakers, Feb. 11).

2001-02 SEASON:

Appeared in 24 games (one start) for the Nuggets and averaged 3.0 points (.338 FG%, .786 FT%), 3.2 rebounds, 1.17 blocks and 10.9 minutes...missed 17 games after surgery to repair a bone chip in his right wrist...missed 15 games due to a strained left shoulder...led Denver in rebounds twice...scored in double figures twice...joined the Nuggets after being the first-ever call-up from the NBA D-League...made his first NBA start at Detroit on Mar. 31 and totaled two points and five rebounds in 23 minutes...made his NBA debut at Portland on Nov. 23 and was scoreless in one minute...played in two games for the D-League's Fayetteville Patriots where he averaged 6.0 points, 5.0 rebounds and 2.50 blocks...was the first overall selection in the inaugural NBDL Draft...**NBA Season Highs:** 17 points (at Utah, Jan. 14), nine rebounds (at Utah, Jan. 14), five blocks (at Memphis, Apr. 9), two assists (vs. Houston, Apr. 16), two steals (vs. Houston, Apr. 16) and 24 minutes (twice).

2000-01 SEASON:

Averaged 3.7 points and 2.9 rebounds in seven games for the IBA's Fargo-Moorhead Beez.

1999-00 SEASON:

Began his professional career with Jiangsu Nagang of the Chinese Basketball League and averaged 17.0 points, 13.5 rebounds and 2.50 blocks while shooting 53.6 percent from the field...joined the IBL's New Mexico Slam late in the season and averaged 1.6 points and 1.6 rebounds in six regular season games.

NBA PLAYOFFS:

2014: Came off the bench in all 18 games in which he appeared for the Eastern Conference Champion HEAT and averaged 5.1 points (.579 FG%, .684 FT%), 5.9 rebounds, 1.00 blocks and 17.6 minutes...missed a pair of games (May 26-28) due to injury...led the HEAT in offensive rebounds, ranked second in rebound average and blocked shots and was third in both defensive and total rebounds...topped Miami in blocks nine times and in rebounds on five occasions...was Miami's leading scorer off the bench four

11 CHRIS ANDERSEN

times and also led the HEAT reserves in rebounds 14 times and minutes twice...scored in double figures twice and grabbed double-figure rebounds three times...appeared in all four games in the Opening Round vs. Charlotte and averaged 8.5 points (.650 FG%, .667 FT%), 5.8 rebounds, 1.25 blocks and 20.3 minutes...saw action in all five games in the Eastern Conference Semifinals vs. Brooklyn and averaged 3.2 points (.556 FG%, .750 FT%), 4.6 rebounds, 1.40 blocks and 12.8 minutes...appeared in four games against Indiana in the Eastern Conference Finals and averaged 7.3 points (.750 FG%, .625 FT%), a team-high 8.3 rebounds and 20.5 minutes...recorded a postseason career high in minutes (28:30) and matched his career high in defensive rebounds (10) in Miami's Game 2 win at Indiana on May 20...missed Games 4 and 5 vs. Indiana due to a bruised left thigh...played in all five games of the NBA Finals vs. San Antonio and averaged 2.6 points (.250 FG%, .700 FT%), 5.6 rebounds and 18.0 minutes...**2013:** Came off the bench in all 20 games in which he saw action for the NBA Champion HEAT and averaged 6.4 points (.807 FG%, .735 FT%), 3.8 rebounds, 1.10 blocks and 15.2 minutes...sat out two games as a DNP-CD and one game due to an NBA-imposed suspension...connected on 46 of 57 field goal attempts during the 2013 postseason...hit a HEAT postseason-record 18 consecutive field goal attempts from May 13-30...his 18 straight field goals made were the high by any player in the 2013 NBA Playoffs, eight more than the next highest individual total...became the first player in NBA postseason history to take at least 35 shots in a single postseason and shoot better than 75 percent from the field...shot over 72 percent from the floor in each of the four series...also set the HEAT postseason single-game record for most field goals made without a miss when he hit all seven of his attempts in Game 1 vs. Indiana on May 22...ranked third on the HEAT in blocks and dunks...topped the HEAT in blocks in eight games and in rebounds and steals once each...was Miami's leading scorer off the bench five times and also led the HEAT reserves in rebounds and blocks 13 times each and in minutes once...scored in double figures on four occasions...appeared in all four games in the Opening Round vs. Milwaukee and averaged 8.3 points (.813 FG%, .583 FT%), 5.3 rebounds and 14.8 minutes...shot 13-16 from the floor vs. the Bucks...played in all five games in the Eastern Conference Semifinals vs. Chicago and averaged 6.0 points (.750 FG%, .857 FT%), 2.4 rebounds, 1.80 blocks and 12.8 minutes...appeared in six games in the Eastern Conference Finals vs. Indiana and averaged 7.2 points (.889 FG%, .846 FT%), 4.7 rebounds, 1.33 blocks and 18.2 minutes...sat out Game 6 at Indiana on June 1 due to an NBA-imposed suspension...hit his first 15 field goal attempts in the Indiana series and finished 16-18 from the floor in the series...recorded postseason career highs in points (16) and field goals made (7) in the Game 1 overtime win vs. the Pacers on May 22...appeared in five games in the NBA Finals vs. San Antonio and averaged 4.4 points (.727 FG%, .600 FT%), 3.0 rebounds and 14.2 minutes...sat out Games 4 (June 13) and 5 (June 16) in San Antonio as a DNP-CD...**2011:** Appeared in all five games (no starts) for Denver against Oklahoma City and averaged 4.8 points (.636 FG%, .714 FT%), 2.8 rebounds, 1.40 blocks and 14.6 minutes...led the Nuggets in blocks...scored in double figures once...made a postseason career-high seven free throws in Game 3 at Denver on Apr. 23...**2010:** Appeared in all six games (no starts) for the Nuggets vs. Utah and averaged 4.5 points (.529 FG%, .643 FT%), 4.5 rebounds, 1.00 blocks and 19.3 minutes...suffered a torn patella tendon in his right knee on Apr. 19 in Game 2 but played the rest of the series...ranked second on Denver in blocks...scored in double figures once...**2009:** Came off the bench in all 15 games

CHRIS ANDERSEN 11

in which he appeared for Denver and averaged 6.5 points (.630 FG%, .659 FT%), 6.3 rebounds, 2.13 blocks and 21.9 minutes...ranked fifth in the NBA in blocks per game in the 2009 postseason...appeared in all five games in the Opening Round vs. New Orleans and averaged 7.6 points (.750 FG%, .667 FT%), 5.8 rebounds, 1.80 blocks and 22.6 minutes...saw action in four games in the Western Conference Semifinals vs. Dallas and averaged 6.0 points (.643 FG%, .600 FT%), 6.5 rebounds, 2.00 blocks and 19.5 minutes...had a postseason career high six blocks in Game 1 vs. Dallas on May 3...appeared in all six games in the Western Conference Finals vs. the Lakers and averaged 5.8 points (.542 FG%, .692 FT%), 6.7 rebounds, 2.50 blocks and 22.8 minutes...recorded postseason career highs in defensive (10) and total (14) rebounds vs. the Lakers in Game 4 on May 25...**2004:** Came off the bench in all five postseason games for Denver and averaged 1.2 points (.333 FG%, .000 FT%), 2.8 rebounds and 6.8 minutes...made his playoff debut at Minnesota on Apr. 18 and was scoreless with three rebounds and a block in 12 minutes.

HONORS:

2004-05: Finished fourth in the Sprite Rising Stars Slam Dunk Contest at All-Star Weekend...**2003-04:** Finished third in the Sprite Rising Stars Slam Dunk Contest at All-Star Weekend.

REGULAR SEASON CAREER HIGHS:

MINS:..... 38, at L.A. Clippers (12-21-04)
FGM:..... 8, two times (last: vs. Brooklyn, 3-11-15)
FGA:..... 14, at Toronto (1-16-05)
3-PT FGM:..... 1, eleven times (last: vs. Toronto, 4-11-15)
3-PT FGA:..... 2, three times (last: vs. Chicago, 2-23-14)
FTM:..... 9, two times (last: vs. Memphis, 2-22-11)
FTA:..... 12, two times (last: vs. Memphis, 2-22-11)
OR:..... 10, vs. Atlanta (11-18-05)
DR:..... 13, two times (last: at L.A. Lakers, 2-5-10)
TOT:..... 18, two times (last: vs. Atlanta, 11-18-05)
AST:..... 4, four times (last: vs. New Orleans, 2-21-15)
STL:..... 4, at L.A. Lakers (4-15-03)
TO:..... 4, seven times (last: vs. San Antonio, 3-31-15)
BLK:..... 8, vs. Utah (4-2-09)
PTS:..... 18, three times (last: vs. Brooklyn, 3-11-15)

NBA REGULAR SEASON

Year Team	G-GS	MIN	FGM-FGA	PCT	3FG-3FGA	PCT	FT-FTA	PCT	OFF-DEF-TOT	AST	PF-DQ	STL	TO	BS	PTS	AVG
01-02 DEN	24-1	262	25-74	.338	0-4	.000	22-28	.786	38-38-76	7	35-0	7	13	28	72	3.0
02-03 DEN	59-3	907	114-285	.400	0-1	.000	77-140	.550	109-165-274	32	90-1	30	60	60	305	5.2
03-04 DEN	71-0	1029	90-203	.443	0-1	.000	63-107	.589	89-209-298	35	119-0	34	48	114	243	3.4
04-05 NO	67-2	1430	191-358	.534	0-3	.000	131-190	.689	137-273-410	71	144-0	14	64	100	513	7.7
05-06 NO/OKC	32-2	570	56-98	.571	0-0	.000	49-103	.476	61-94-155	6	84-0	8	26	41	161	5.0
07-08 NO	5-0	34	2-7	.286	0-0	.000	2-4	.500	2-7-9	0	6-0	0	1	4	6	1.2
08-09 DEN	71-1	1460	160-292	.548	2-10	.200	130-181	.718	163-279-442	31	174-1	41	69	175	452	6.4
09-10 DEN	76-0	1692	142-251	.566	0-3	.000	164-236	.695	147-336-483	33	171-1	42	59	143	448	5.9
10-11 DEN	45-0	732	82-137	.599	0-1	.000	86-135	.637	75-144-219	20	79-1	23	25	58	250	5.6
11-12 DEN	32-1	486	59-108	.546	0-0	.000	50-82	.610	48-100-148	6	52-1	19	17	46	168	5.3
12-13 Miami	42-0	624	71-123	.577	2-3	.667	63-93	.677	57-115-172	17	89-0	16	24	44	207	4.9
13-14 Miami	72-0	1396	177-275	.644	3-12	.250	120-169	.710	129-250-379	19	162-1	32	53	97	477	6.6
14-15 Miami	60-20	1132	120-207	.580	4-13	.308	76-114	.667	76-223-299	43	88-0	26	40	61	320	5.3
TOTALS	656-30	11755	1289-2418	.533	11-51	.216	1033-1582	.653	1131-2233-3364	320	1293-6	292	499	971	3622	5.5

NBA PLAYOFFS

Year Team	G-GS	MIN	FGM-FGA	PCT	3FG-3FGA	PCT	FT-FTA	PCT	OFF-DEF-TOT	AST	PF-DQ	STL	TO	BS	PTS	AVG
03-04 DEN	5-0	34	3-9	.333	0-0	.000	0-0	.000	6-8-14	2	3-0	1	2	2	6	1.2
08-09 DEN	15-0	328	34-54	.630	0-1	.000	29-44	.659	29-66-95	9	42-1	5	8	32	97	6.5
09-10 DEN	6-0	116	9-17	.529	0-0	.000	9-14	.643	7-20-27	1	14-0	1	4	6	27	4.5
10-11 DEN	5-0	73	7-11	.636	0-0	.000	10-14	.714	5-9-14	3	8-0	3	3	7	24	4.8
12-13 Miami	20-0	303	46-57	.807	0-0	.000	36-49	.735	32-44-76	3	53-0	9	11	22	128	6.4
13-14 Miami	18-0	317	33-57	.579	0-1	.000	26-38	.684	26-81-107	5	34-0	5	9	18	92	5.1
TOTALS	69-0	1171	132-205	.644	0-2	.000	110-159	.692	105-228-333	23	154-1	24	37	87	374	5.4

COLLEGE:

Played one season at Blinn Junior College in Brenham, TX... appeared in 29 games as a freshman in 1997-98 and averaged 10.7 points, 7.7 rebounds, 4.67 blocks and 21.3 minutes while shooting 50.5 percent from the floor.

PERSONAL:

Nickname is "Birdman"...has one older sister, April, and one younger sister, Tamie...raised \$20,000 for Mount Saint Vincent Home, a home in Denver for troubled and abused children, and later was honored at the home's 2009 Silver Bell Ball...in Denver he was actively involved with Alliance for Choice in Education (ACE), which provides scholarship money for low-income families to use for private schools...along with Kyle Orton served as a spokesman for the Denver Rescue Mission as part of its 2010 Stamp Out Hunger campaign...had his artwork auctioned off for \$3,500 at the 2005 Top Hats & High Tops benefit for Hornets children's charities...accompanied the Nuggets on the Goodwill Tour to Europe in May 2002, where he toured six U.S. military bases in Italy, Turkey and Bosnia-Herzegovina and rode in a Blackhawk helicopter...enjoys fishing, hunting, movies, video games and golf...made a guest appearance as himself in an episode of HBO's hit *Ballers* in the summer of 2015...played several musical instruments growing up, including the trumpet, saxophone and baritone...had only 34 students in his high school senior class in Lola, TX, 120 miles north of Houston...wears size 15.5 sneakers.

POSTSEASON CAREER HIGHS:

MINS:.....28:30, at Indiana (5-20-14)
FGM:..... 7, vs. Indiana (5-22-13)
FGA:..... 9, vs. L.A. Lakers (5-23-09)
3-PT FGM:..... 0
3-PT FGA:..... 1, two times (last: at Indiana, 5-20-14)
FTM:..... 7, vs. Oklahoma City (4-23-11)
FTA:..... 9, vs. New Orleans (4-19-09)
OR:..... 5, vs. Dallas (5-5-09)
DR:..... 10, two times (last: at Indiana, 5-20-14)
TOT:..... 14, vs. L.A. Lakers (5-25-09)
AST:..... 2, five times (last: vs. Indiana, 5-24-14)
STL:..... 3, vs. San Antonio (6-18-13)
TO:..... 2, four times (last: at San Antonio, 6-8-14)
BLK:..... 6, vs. Dallas (5-3-09)
PTS:..... 16, vs. Indiana (5-22-13)

FORWARD



CHRIS BOSH 1





HEIGHT:
6'11"

WEIGHT:
235

YEARS PRO:
12

BIRTHDATE:
3/24/84
(Dallas, TX)

HIGH SCHOOL:
Lincoln
(Dallas, TX)

COLLEGE:
Georgia Tech

1 FORWARD

CHRIS BOSH

CAREER TRANSACTIONS:

Selected in the first round of the 2003 NBA Draft (fourth overall) by the Toronto Raptors...signed a contract extension with the Raptors on July 14, 2006...traded by the Raptors to the HEAT for a pair of first-round draft picks on July 9, 2010...re-signed by the HEAT on July 30, 2014.

PROFESSIONAL CAREER:

Has appeared in 840 games during his 12-year NBA career and has made 828 starts...has averaged 19.3 points, 8.6 rebounds, 2.0 assists, 1.07 blocks and 35.9 minutes while shooting 49.5 percent from the floor, 32.6 percent from three-point range and 79.9 percent from the foul line...has missed 118 games due to injury or illness, four for personal reasons, two as a healthy scratch on the inactive list and four as a DNP-CD...is a 10-time NBA All-Star...has earned All-NBA Second Team honors and All-Rookie First Team honors once each...has been selected the NBA Eastern Conference Player of the Week nine times and Player of the Month once...has scored in double figures on 766 occasions, including 394 games with 20-or-more points, 79 30-point efforts and ten 40-point performances...his longest stretch of consecutive games scoring in double figures is 76 games (Dec. 10, 2008-Dec. 1, 2009)...his longest stretch of consecutive 20-point efforts is 17 (Apr. 5, 2009-Nov. 15, 2009)...has averaged at least 20 points in six of his 12 seasons...has grabbed double-figure rebounds on 316 occasions, including a pair of games with at least 20 rebounds...his longest consecutive streak of double-figure rebound games is 10 (Mar. 26-Apr. 13, 2007)...has amassed 306 double-doubles and his longest consecutive streak is 10 games (Mar. 26-Apr. 13, 2007)...has started each of the last 827 games in which he has appeared dating back to Nov. 26, 2003...his longest stretch of consecutive games played is 97 (Feb. 10, 2004-Mar. 16, 2005)...his career high for consecutive field goals made is 17 (Jan. 31-Feb. 2, 2007) and his career high for consecutive free throws made is 31 (Jan. 18-25, 2006)...his career high for consecutive games with a block is 14 and occurred on two occasions (most recently: Mar. 4-Apr. 1, 2005)...has hit 10-or-more free throws in a game 108 times...has recorded 240 multi-block games and 167 multi-steal games...ranks among the HEAT's all-time leaders in free throw percentage (3rd), field goal percentage (4th), defensive rebounds (6th), free throws made (7th), total rebounds (7th), double-figure scoring efforts (7th), blocked shots (7th), field goals made (8th), points (9th), free throws attempted (9th), field goals attempted (9th), starts (10th), minutes (11th), double-doubles (11th), offensive rebounds (12th), games played (14th) and steals (14th)...is the

Raptors' all-time leader in points, total rebounds, offensive rebounds, defensive rebounds, field goals made, free throws made and attempted, blocks, minutes, games started and double-doubles...has appeared in 89 postseason games (85 starts) and has averaged 15.6 points, 7.5 rebounds, 1.3 assists, 1.15 blocks and 35.2 minutes while shooting 47.3 percent from the floor, 38.6 percent from three-point range and 80 percent from the line...has scored in double figures in 72 postseason contests, including 23 games with at least 20 points and three 30-point efforts...has grabbed double-figure rebounds 25 times in postseason play and has recorded 23 double-doubles...ranks among the HEAT's all-time postseason leaders in points (3rd), field goals made (3rd), field goals attempted (3rd), offensive rebounds (3rd), double-doubles (3rd), double-figure scoring efforts (3rd), starts (4th), free throws made (4th), defensive rebounds (4th), total rebounds (4th), steals (4th), blocks (4th), 20-point games (4th), minutes (5th), free throws attempted (5th), games played (6th), dunks (6th) and assists (tied-8th)...started three of the nine NBA All-Star Games in which he has appeared and has averaged 10.9 points, 5.1 rebounds, 1.1 assists and 19.4 minutes...sat out one All-Star Game due to injury.

2014-15 SEASON:

Started all 44 games in which he appeared for the HEAT and averaged 21.1 points (.460 FG%, .772 FT%), 7.0 rebounds, 2.2 assists and 35.4 minutes...missed a total of 38 games due to injury...missed eight games (Dec. 14-27) with a strained left calf...sat out the final 30 games of the season due to blood clots on his lung...was selected an Eastern Conference reserve for the All-Star Game in New York...was named the Eastern Conference Player of the Week for the week ending Nov. 2...ranked second on the team in scoring average and finished third in points scored, field goals made and attempted, three-point field goals made and attempted and in offensive, defensive and total rebounds...topped the HEAT in scoring 19 times, in minutes 26 times, in rebounds on 23 occasions, in blocks 10 times, in steals nine times and in assists on three occasions...scored in double figures 42 times, including 27 games with at least 20 points and seven 30-point performances...grabbed double-figure rebounds on seven occasions and posted seven double-doubles...scored his 16,000th career point at Chicago on Jan. 25...grabbed his 7,000th career rebound at Orlando on Nov. 22...appeared in his 800th career game vs. Houston on Nov. 4...**Season Highs:** 34 points (three times), 15 rebounds (vs. Washington, Oct. 29), six assists (vs. New York, Feb. 9), five blocks (vs. Milwaukee, Nov. 16), four steals (at Phoenix, Dec. 9) and 39:08 minutes (vs. Washington, Oct. 29).

2013-14 SEASON:

Started all 79 games in which he appeared for the HEAT and averaged 16.2 points (.516 FG%, .820 FT%), 6.6 rebounds, 1.1 assists, 1.01 steals, 0.99 blocks and 32.0 minutes...missed one game (Nov. 5 at Toronto) due to personal reasons and the final two games of the season (Apr. 14-16) he was placed on the inactive list to rest...was selected an Eastern Conference reserve for the All-Star Game in New Orleans...was named the Eastern Conference Player of the Week for the week ending Dec. 29...recorded single-season career highs in three-point field goals made and attempted and steals...ranked 22nd in the NBA in field goal percentage and 31st in blocks per game...led the HEAT in starts and double-figure rebound games and ranked second in points scored, field goals made and attempted, free throws made and attempted, offensive, defensive and total rebounds, double-figure scoring efforts, double-doubles, games played, minutes and blocks...topped the HEAT in scoring 12 times, in blocks 31 times, in rebounds on 30 occasions, in steals 15 times and in minutes on four occasions...scored in double figures 67 times, including 25 games with at least 20 points and a pair of 30-point

CHRIS BOSH

1

efforts...grabbed double-figure rebounds nine times and posted six double-doubles...his string of 12 consecutive field goals made from Jan. 23-26 was tops on the HEAT in 2013-14 and his season high 22 consecutive free throws made from Feb. 20-Mar. 4 was tied for the second best streak on the team...scored his 15,000th career point vs. Brooklyn on Mar. 12...recorded his 1,500th career assist at Detroit on Dec. 8...scored a season-high 37 points, including a game-winning three-pointer with five-tenths of a second remaining, to give Miami a one-point win at Portland on Dec. 28...**Season Highs:** 37 points (at Portland, Dec. 28), 12 rebounds (vs. Cleveland, Dec. 14), five blocks (at Philadelphia, Jan. 17), four assists (three times), four steals (vs. Portland, Mar. 24) and 44:40 minutes (vs. Minnesota (Apr. 4).

2012-13 SEASON:

Started all 74 games in which he appeared for the HEAT and averaged 16.6 points (.535 FG%, .798 FT%), 6.8 rebounds, 1.7 assists, 1.36 blocks and 33.2 minutes...missed a total of six games due to injury/illness and was a DNP-CD the final two games of the season...sat out three games (Dec. 22 and Apr. 9-10) with a cold, two games (Feb. 6-8) with the flu and one game (Apr. 6) with a sore right knee...was named a starter by Head Coach Erik Spoelstra for the Eastern Conference All-Stars at All-Star Weekend in Houston...ranked among the NBA leaders in field goal percentage (14th), blocks per game (17th), scoring average (32nd), field goals made (33rd), free throws made (37th) and attempted (35th), rebound average (38th), points (39th), double-doubles (tied-45th) and field goals attempted (50th)...led the HEAT in offensive rebounds and blocks, ranked second in field goal percentage, minutes played, defensive and total rebounds, double-doubles, double-figure scoring and rebound efforts and was third in field goals made and attempted, free throws made and attempted, points, 20-point games and dunks...recorded a single-season career high in field goal percentage...topped the HEAT in scoring nine times, in blocks a team-high 31 times, in rebounds on 26 occasions, in steals 10 times, in minutes seven times and in assists twice...scored in double figures 68 times, including 21 games with at least 20 points, two games of 30-or-more and one 40-point performance...his 40-point outing against Denver on Nov. 3 is his high as a member of the HEAT and tied for the team high this season...grabbed double-figure rebounds 15 times and recorded 15 double-doubles...hit a season-high three three-point field goals at San Antonio on Mar. 31 including the game-winner with 1.9 seconds left and the HEAT down two...hit a season-high 11 consecutive field goal attempts from Feb. 12-14, the third best streak on the team in 2012-13...scored his 13,000th career point vs. Cleveland on Nov. 24...grabbed his 6,000th career rebound at Washington on Dec. 4...**Season Highs:** 40 points (vs. Denver, Nov. 3), 18 rebounds (vs. Milwaukee, Nov. 21), six assists (at Charlotte, Apr. 5), six steals (at L.A. Lakers, Jan. 17), four blocks (six times) and 46:16 minutes (at Boston, Jan. 13).

2011-12 SEASON:

Started all 57 games in which he saw action for Miami and averaged 18.0 points (.487 FG%, .821 FT%), 7.9 rebounds, 1.8 assists and 35.2 minutes...missed the final six games of the season (Apr. 18-26) with a slight right hamstring strain and three games (Mar. 1-4) due to personal reasons...was selected an Eastern Conference reserve for the All-Star Game in Orlando...ranked among the NBA leaders in scoring average (24th), minutes per game (24th), defensive rebounds (25th), rebounds per game (26th), field goals made (32nd), field goal percentage (32nd), total rebounds (33rd) and free throw percentage (38th)...led the HEAT in free throw percentage, ranked second in minutes played, defensive rebounds, double-figure scoring efforts, double-doubles and dunks and finished third in points, scoring average, field goals made and attempted, free throws made

and attempted, total rebounds and starts...topped Miami in scoring eight times, in rebounds 24 times, in minutes on 14 occasions, in blocks 11 times, in steals seven times and in assists three times...scored in double figures on 51 occasions, including 22 games with at least 20 points and five 30-point performances...grabbed double-figure rebounds on 12 occasions and posted 11 double-doubles...his 11 consecutive field goals made from Jan. 24-25 was the HEAT high in 2011-12...played his 600th career game on Jan. 19 vs. the L.A. Lakers...**Season Highs:** 35 points (vs. Cleveland, Jan. 24), 16 rebounds (at Atlanta, Feb. 12), five assists (four times), four steals (vs. San Antonio, Jan. 17), four blocks (at Chicago, Apr. 12) and 47:20 minutes (at Atlanta, Jan. 5).

2010-11 SEASON:

Started all 77 games in which he appeared for the HEAT and averaged 18.7 points (.496 FG%, .815 FT%), a team-leading 8.3 rebounds, 1.9 assists and 36.3 minutes...missed four games due to a sprained left ankle (Jan. 18-28) and was a DNP-CD in the season finale at Toronto (Apr. 13)...was selected an Eastern Conference reserve for the NBA All-Star Game in Los Angeles...ranked among the NBA leaders in free throw attempts (14th), defensive rebounds (15th), free throws made (tied-17th), double-doubles (tied-19th), rebounds per game (20th), total rebounds (21st), minutes per game (23rd), scoring average (24th), field goals made (28th), field goals attempted (tied-29th) and field goal percentage (38th)...led the HEAT in offensive and total rebounds...topped Miami in scoring eight times, in rebounds a team-high 32 times, in blocks on 14 occasions, in minutes and steals 11 times each and in assists once...scored in double figures on 74 occasions, including 34 games with at least 20 points and three 30-point efforts...grabbed double-figure rebounds a team-high 28 times and posted 28 double-doubles...grabbed his 5,000th career rebound at Washington on Dec. 18...**Season Highs:** 35 points (vs. Phoenix, Nov. 17), 17 rebounds (at Sacramento, Dec. 11), six assists (vs. Denver, Mar. 19), four steals (twice), three blocks (twice) and 43:38 minutes (at Portland, Jan. 9).

2009-10 SEASON:

Started all 70 games he appeared in for the Raptors and averaged 24.0 points (.518 FG%, .797 FT%), 10.8 rebounds, 2.4 assists, 0.97 blocks and 36.1 minutes...missed a total of 12 games due to injury or illness...missed six games (Feb. 19-Mar. 1) due to a sprained left ankle...sat out one game (Mar. 5) due to a stomach virus...missed the final five games of the season (Apr. 7-14) with a displaced nasal fracture that occurred as a result of an inadvertent elbow to the face with 9:32 left in the first quarter in Cleveland on Apr. 6 and required surgery the following day...was selected an Eastern Conference reserve and had 23 points (including the game-winning free throw with five seconds left), 10 rebounds, two steals and one assist in 29:08 minutes at the NBA All-Star Game in his hometown of Dallas...was a two-time NBA Eastern Conference Player of the Week (weeks ending Jan. 31 and Apr. 4)...received the 2010 Magic Johnson Award from the Pro Basketball Writers Association for his steady cooperation with the media...was the only player in the NBA to rank in the Top 10 in both rebounding (6th) and in scoring (9th)...set career highs in scoring average and rebound average...led Toronto in scoring average, points, field goal percentage, field goals made and attempted; free throws made and attempted; offensive, defensive and total rebounds; minutes per game and double-doubles...topped the Raptors in scoring 55 times and in rebounds on 53 occasions...scored in double figures on 68 occasions, including a career-high 53 20-point performances, 15 games with at least 30 points and a pair of 40-point efforts...grabbed double-figure rebounds a

CHRIS BOSH

1

career-high 49 times and posted a career-high and franchise record 49 double-doubles...became the Raptors' all-time leading scorer on Jan. 3 vs. San Antonio...scored his 10,000th career point on Mar. 17 vs. Atlanta...played his 500th career game at New Jersey on Mar. 20...scored a career-high 44 points at Milwaukee on Jan. 20...**Season Highs:** 44 points (at Milwaukee, Jan. 20), 18 rebounds (vs. Miami, Jan. 27), seven assists (twice), five steals (vs. Golden State, Apr. 4), four blocks (twice) and 46:03 minutes (at Philadelphia, Apr. 3).

2008-09 SEASON:

Started all 77 games in which he appeared and averaged 22.7 points (.487 FG%, .817 FT%), 10.0 rebounds, 2.5 assists, 1.00 blocks and 38.0 minutes...missed five games (Feb. 6-18) due to a strained right knee...was selected as an Eastern Conference reserve for the NBA All-Star Game in Phoenix but did not play due to a strained right knee...was named the NBA Eastern Conference Player of the Week for the week ending Nov. 2...set franchise single-season records in free throws made and attempted...set career highs in field goals made and attempted; free throws made and attempted; offensive, defensive and total rebounds; assists and points...ranked among the NBA leaders in free throws made (3rd) and attempted (4th), rebounding (6th) and scoring (10th)...joined Dwight Howard as the only NBA players to average 20 points and 10 rebounds in 2008-09...led the Raptors in scoring average, points, field goals made and attempted; free throws made and attempted; offensive, defensive and total rebounds; minutes played, starts and double-doubles...topped the Raptors in scoring 48 times and in rebounds on 52 occasions...scored in double figures a career-high 75 times, including 47 games with at least 20 points and a career-best 17 30-point performances...grabbed double-figure rebounds 44 times and amassed 43 double-doubles...became Toronto's all-time leader in offensive rebounds vs. Detroit on Nov. 5...**Season Highs:** 42 points (vs. New Jersey, Nov. 21), 19 rebounds (at Chicago, Apr. 15), seven assists (vs. Atlanta, Nov. 28), seven steals (at Chicago, Jan. 23), three blocks (seven times) and 47:17 minutes (vs. Detroit, Mar. 13).

2007-08 SEASON:

Started all 67 games in which he saw action and averaged 22.3 points (.494 FG%, career-high .844 FT%), 8.7 rebounds, 2.6 assists, 1.00 blocks and 36.2 minutes...missed a total of 15 games due to injury, five (Nov. 30-Dec. 7) due to a strained right groin and 10 (Mar. 21-27) with a sore right knee...was named an Eastern Conference starter (replacing the injured Kevin Garnett) at the NBA All-Star Game in New Orleans...was selected the Atlantic Division winner of the NBA Sportsmanship Award...earned Eastern Conference Player of the Week honors for the week ending Jan. 13...finished 10th in the NBA in scoring and free throws made and attempted...led the Raptors in scoring average, points, field goals made and attempted; free throws made and attempted; offensive, defensive and total rebounds and double-doubles...topped the team in scoring 40 times and in rebounds on 38 occasions...became Toronto's all-time leading rebounder on Dec. 18 against the Clippers in L.A., its' all-time leading shot blocker at Seattle on Dec. 21 and its' all-time leader in both free throws made and attempted on Jan. 16 vs. Sacramento...set career highs in both free throws made (22) and attempted (24) at Phoenix on Dec. 22, with his 22 makes the NBA season high and also tying the Raptors' single-game record...scored in double figures on 63 occasions, including 42 games with at least 20 points, 13 games with 30-or-more points and a career-high four 40-point performances (tying the franchise single-season record)...grabbed double-figure rebounds 28 times and posted 28 double-doubles...**Season Highs:** 42

points (at Phoenix, Dec. 22), 19 rebounds (at Memphis, Nov. 21), nine assists (vs. Denver, Mar. 23), five blocks (vs. Boston, Nov. 4), four steals (vs. L.A. Clippers, Feb. 8) and 55:25 minutes (vs. Portland, Jan. 13).

2006-07 SEASON:

Started each of the 69 games in which he saw action and averaged 22.6 points (.496 FG%, .785 FT%), 10.7 rebounds, 2.5 assists, 1.30 blocks and 38.5 minutes...missed 12 games (Dec. 10-30) due to a left knee bone bruise and one game (Apr. 17 at Detroit) as a DNP-CD...earned All-NBA Second Team honors...was chosen as an Eastern Conference starter for the first time in his career at the NBA All-Star Game in Las Vegas...was named the NBA Eastern Conference Player of the Month for January...was named the NBA Eastern Conference Player of the Week for the week ending Apr. 1...ranked 12th in the NBA in scoring average and tied for 10th in minutes...led Toronto in scoring average, points, field goals made and attempted; free throws made and attempted; offensive, defensive and total rebounds; blocked shots and minutes...led the team in scoring 49 times and in rebounding on 60 occasions...scored in double figures in all 69 games, including 46 games with at least 20 points, seven 30-point performances and one 40-point outing...grabbed double-figure rebounds 42 times, including one 20-rebound effort...posted 42 double-doubles, including a career-high 10 consecutive from Mar. 26-Apr. 13 to set a franchise record...became the Raptors' all-time leader in double-doubles on Mar. 30 at Washington...made a career-high 17 consecutive field goal attempts over two games from Jan. 31-Feb. 2, the longest streak in the NBA since Alonzo Mourning hit 19 in a row for Miami in February 2000...recorded his second career 20-point/20-rebound game with 23 points and a career-high tying 22 rebounds (including a career-high 10 offensive) at Golden State on Nov. 14...**Season Highs:** 41 points (vs. Orlando, Feb. 7), 22 rebounds (at Golden State, Nov. 14), seven assists (vs. New York, Apr. 15), six blocks (at Milwaukee, Jan. 10), four steals (at Philadelphia, Apr. 6) and 48:00 minutes (vs. New York, Apr. 15).

2005-06 SEASON:

Started all 70 games in which he appeared and averaged 22.5 points (.505 FG%, .816 FT%), 9.2 rebounds, 2.6 assists, 1.13 blocks and 39.3 minutes...missed the final 12 games of the season (Mar. 29-Apr. 19) due to a sprained left thumb which occurred at Milwaukee on Mar. 26...was selected as an Eastern Conference reserve at the NBA All-Star Game in Houston...was named the NBA Eastern Conference Player of the Week for the week ending Feb. 5...was the only player in the NBA to average at least 22 points and shoot better than 50 percent from the floor and 80 percent from the foul line...ranked among the NBA leaders in minutes per game (11th), rebounding (12th), scoring average (14th) and double-doubles (14th)...led the Raptors in scoring average, field goal percentage, free throws made and attempted; offensive, defensive and total rebounds; blocked shots and double-doubles...topped the team in scoring 37 times and in rebounding on 46 occasions...scored in double figures on 68 occasions, including 48 games with at least 20 points and six 30-point performances...grabbed double-figure rebounds 32 times and posted 32 double-doubles...set a franchise-record by posting double-digit free throws made in five consecutive games from Dec. 2-14...**Season Highs:** 37 points (at Detroit, Dec. 27), 17 rebounds (at Philadelphia, Nov. 15), eight assists (at Boston, Mar. 22), four blocks (three times), three steals (at Miami, Feb. 27) and 51:25 minutes (vs. Atlanta, Mar. 1).

2004-05 SEASON:

Started all 81 games in which he appeared and averaged 16.8 points (.471 FG%, .760 FT%), 8.9 rebounds, 1.9 assists, 1.40 blocks, 0.94 steals and 37.2 minutes...missed

CHRIS BOSH

one game due to injury (Mar. 18 at Detroit due to a sore lower back)...was named the NBA Eastern Conference Player of the Week for the week ending Jan. 9...led the Raptors in starts, free throws made and attempted; offensive, defensive and total rebounds; double-doubles and blocks...ranked among the NBA leaders in double-doubles (12th), free throw attempts (16th), rebounding (17th), blocks (26th), minutes (27th) and scoring average (32nd)...set career highs in starts, minutes and blocks...topped the Raptors in scoring 21 times and in rebounds on 46 occasions...scored in double figures 70 times, including 25 games with at least 20 points and a pair of 30-point efforts...grabbed double-figure rebounds 32 times, including one 20-rebound performance...posted 32 double-doubles...recorded 24 points and a career-high 22 rebounds at Philadelphia on Mar. 25 to become the fourth youngest player in NBA history to record 20 points and 20 rebounds in a game...grabbed his 1,000th career rebound at New Jersey on Feb. 22 to become the third youngest player in NBA history to reach that milestone...tallied 26 points and recorded game highs of 14 rebounds and four blocks as a member of the Sophomore team in the Rookie Challenge during All-Star Weekend in Denver...**Season Highs:** 33 points (at New Orleans, Mar. 6), 22 rebounds (at Philadelphia, Mar. 25), five assists (four times), five blocks (twice), three steals (four times) and 48 minutes (vs. Atlanta, Mar. 11).

2003-04 SEASON:

Started 63 of the 75 games in which he appeared and averaged 11.5 points (.459 FG%, .701 FT%), 7.4 rebounds, 1.41 blocks, 1.0 assists and 33.5 minutes...missed a total of seven games due to injury...missed four games (Jan. 9-15) due to a right knee strain which occurred vs. Cleveland on Jan. 7 and missed three games (Feb. 4-8) with a sprained right ankle which occurred at Philadelphia on Feb. 3...named to the NBA All-Rookie First Team...ranked 24th in the NBA in blocks and tied for 28th in rebounding...topped all NBA rookies in rebounding and blocks, ranked second in double-doubles and fifth in scoring, field goal percentage and minutes...set a franchise record for most rebounds in a rookie season...topped the team in scoring four times and in rebounds on 19 occasions...scored in double figures on 51 occasions, including four 20-point performances...grabbed double-figure rebounds 18 times and amassed 13 double-doubles...made his first NBA start at Sacramento on Nov. 14...made his NBA debut vs. New Jersey on Oct. 29 and totaled 11 points, four rebounds and two blocks in 24 minutes...scored 25 points vs. Houston on Nov. 16, his highest scoring output off the bench in his career...played for the Rookie team in the Rookie Challenge during All-Star Weekend in Los Angeles...**Season Highs:** 25 points (vs. Houston, Nov. 16), 16 rebounds (twice), six blocks (twice), four assists (vs. Atlanta, Dec. 5), three steals (seven times) and 46 minutes (at Miami, Nov. 29).

NBA PLAYOFFS:

2014: Started all 20 games for the Eastern Conference Champion HEAT and averaged 14.9 points (.507 FG%, .750 FT%), 5.6 rebounds, 1.1 assists, 1.00 blocks and 34.3 minutes...led the HEAT in blocks, ranked second in field goal percentage, three-point field goal percentage, offensive, defensive and total rebounds and finished third in field goals made and attempted, three-point field goals made and attempted, free throws made and attempted and points scored...topped the HEAT in scoring twice, in blocks on 11 occasions, in rebounds and steals four times each and in minutes three times...scored in double figures 15 times, including four games with at least 20 points...grabbed double-figure rebounds twice and recorded a pair of double-doubles...on two occasions hit a postseason career-high four three-point field goals (Game 2 in the Opening Round vs. Charlotte on Apr. 23 and in the decisive Game 5 in the Conference Semifinals vs. Brooklyn on May 14)...averaged

14.5 points (.512 FG%, .714 FT%), 5.3 rebounds, 1.5 assists, 1.00 blocks and 32.3 minutes in the Opening Round sweep of Charlotte...set a HEAT postseason record for highest three-point field goal percentage in a four-game series, connecting on 69.2 percent (9-13) of his attempts...led the HEAT in three-point field goals made in the Charlotte series...averaged 14.6 points (.509 FG%, .750 FT%), 5.8 rebounds, 2.00 blocks and 36.0 minutes vs. Brooklyn in the Eastern Conference Semifinals...led Miami in blocks and was tied for the team lead in offensive rebounds in the Brooklyn series...averaged 16.2 points (.475 FG%, .722 FT%), 6.0 rebounds, 1.2 assists, 1.00 steals and 32.5 minutes in the Eastern Conference Finals vs. Indiana...led Miami in offensive rebounds and tied for the team lead in blocks vs. Indiana...scored at least 20 points in each of the final three games in the Indiana series, tying his longest postseason streak of consecutive 20-point games...averaged 14.0 points (.549 FG%, .818 FT%), 5.2 rebounds, 1.0 assists and 36.2 minutes in the NBA Finals vs. San Antonio...**2013:** Started all 23 games for the NBA Champion HEAT and averaged 12.1 points (.458 FG%, .733 FT%), 7.3 rebounds, 1.57 blocks, 1.5 assists and 32.7 minutes...led the HEAT in blocks, was tied for the lead in offensive rebounds and ranked second in defensive and total rebounds...topped Miami in blocks a team-high 10 times, in rebounds seven times and in steals on three occasions...scored in double figures on 17 occasions, including a pair of 20-point efforts...grabbed double-figure rebounds six times and posted six double-doubles...averaged 12.8 points (.538 FG%, .667 FT%), 8.0 rebounds, 1.75 blocks, 1.0 assists and 30.5 minutes in the Opening Round vs. Milwaukee...averaged 13.6 points (.500 FG%, .625 FT%), 8.6 rebounds, 2.20 blocks, 2.0 assists and 33.4 minutes in the Eastern Conference Semifinals vs. Chicago...led the HEAT in blocks and offensive, defensive and total rebounds in the Chicago series and ranked second in points and minutes...scored 20 points and recorded postseason career highs in both defensive (14) and total (19) rebounds in Game 3 at Chicago on May 10...averaged 11.0 points (.377 FG%, .850 FT%), 4.3 rebounds, 1.00 blocks and 31.6 minutes in the Eastern Conference Finals vs. Indiana...averaged 11.9 points (.462 FG%, .733 FT%), 8.9 rebounds, 2.1 assists, 1.57 blocks and 34.3 minutes in the NBA Finals vs. San Antonio...led the HEAT in offensive rebounds and blocks vs. the Spurs...recorded four double-doubles in the Finals including three straight games from June 9-13...grabbed an offensive rebound with 6.3 seconds remaining in regulation in Game 6 on June 18 and fed Ray Allen for his game-tying three-point field goal with 5.2 seconds remaining which forced overtime...his block of a Danny Green three-point attempt with 1.2 seconds left in overtime secured Miami's three-point win in Game 6 and forced a decisive Game 7...**2012:** Saw action in 14 games (10 starts) for the NBA Champion HEAT and averaged 14.0 points (.493 FG%, .827 FT%), 7.8 rebounds, 1.00 blocks and 31.4 minutes...missed nine games due to an abdominal strain suffered late in the first half of Game 1 in the Eastern Conference Semifinals vs. Indiana on May 13...led the HEAT in free throw percentage and finished second in rebound average and blocks per game...topped the HEAT in rebounds five times and in blocks on seven occasions...scored in double figures in 10 contests, including a pair of 20-point performances...grabbed double-figure rebounds three times and posted a pair of double-doubles...started all five games in the Opening Round vs. New York and averaged 15.0 points (.510 FG%, .821 FT%), 7.2 rebounds, 1.2 assists and 33.4 minutes...led Miami in field goal percentage, free throw percentage and total rebounds in the Opening Round series and tied for the team lead in offensive and defensive rebounds...started the only game in the Eastern Conference Semifinals vs. Indiana in which he appeared and totaled 13

CHRIS BOSH

1

points and five rebounds in 16 minutes before suffering an abdominal strain late in the first half of Game 1 that would force him to miss the rest of the series and the first four games of the next series...came off the bench in each of the three games in which he appeared in the Eastern Conference Finals vs. Boston after returning from injury in Game 5 on June 5 and averaged 11.7 points (.538 FG%, .800 FT%), 7.0 rebounds, 1.33 blocks and 24.7 minutes...appeared in all five games of the NBA Finals vs. Oklahoma City (starting the final four) and averaged 14.6 points (.452 FG%, .882 FT%), 9.4 rebounds, 1.20 blocks and 36.6 minutes...led Miami in free throw percentage in the Finals and tied for the team lead in offensive rebounds and blocks and ranked second in defensive and total rebounds...scored in double figures in all five games in the Finals, including a 2012 postseason-high 24 points in the series clincher on June 21...also grabbed double-figure rebounds twice vs. OKC, including 15 in Game 2 at OKC on June 14, and posted a pair of double-doubles...**2011:** Started all 21 games for the HEAT and averaged 18.6 points (.474 FG%, .814 FT%), 8.5 rebounds, 1.1 assists and 39.7 minutes...led the HEAT in free throw percentage, rebound average, offensive rebounds and total rebounds and ranked second in minutes played, field goal percentage and defensive rebounds...topped Miami in scoring three times, in rebounds eight times, in steals and blocks four times each and in assists once...scored in double figures 19 times, including nine 20-point games and two 30-point performances...grabbed double-figure rebounds nine times and amassed eight double-doubles...averaged 19.8 points (.481 FG%, .781 FT%), 9.0 rebounds, 1.20 blocks, 1.00 steals and 39.8 minutes in the Opening Round vs. Philadelphia...averaged 12.8 points (.404 FG%, .786 FT%), a team-high 10.2 rebounds, 1.4 assists, 1.00 steals, 1.00 blocks and 38.4 minutes in the Eastern Conference Semifinals vs. Boston...averaged 23.2 points (.600 FG%, .914 FT%), 7.6 rebounds, 1.2 assists, 1.00 blocks and 41.4 minutes vs. Chicago in the Eastern Conference Finals...led Miami in defensive rebounds and both field goal and free throw percentage in the series vs. Chicago and tied for the team lead in field goals made...scored at least 20 points in four of the five games vs. Chicago, including a pair of 30-point efforts...averaged 18.5 points (.413 FG%, .778 FT%), 7.3 rebounds, 1.0 assists and 39.5 minutes vs. Dallas in the NBA Finals...led Miami in free throws made and total rebounds and tied for the team lead in offensive rebounds vs. the Mavs...**2008:** Started all five games in Toronto's Opening Round series vs. Orlando and averaged a series-best 24.0 points (.472 FG%, .833 FT%), 9.0 rebounds, 3.2 assists and 39.8 minutes...led the Raptors in points, field goals made and attempted; free throws made and attempted; offensive, defensive and total rebounds and steals...topped Toronto in scoring and rebounding three times each...scored in double figures in all five games, including three games with at least 20 points and one 30-point performance...grabbed double-figure rebounds twice and recorded a pair of double-doubles...recorded postseason career highs in points (39) and field goals made (16) and grabbed 15 rebounds in Game 4 at Toronto on Apr. 26...his nine offensive rebounds in Game 4 set a franchise postseason record and his 39-point effort tied the second-highest single-game output in the Raptors' postseason history...was a perfect 13-13 from the foul line in Game 1 at Orlando on Apr. 20, matching Toronto's postseason record for free throws made in a game...**2007:** Started all six games in Toronto's Opening Round series vs. New Jersey and averaged 17.5 points (.396 FG%, .842 FT%), 9.0 rebounds, 2.5 assists, 1.83 blocks and 37.0 minutes...topped the Raptors in points, field goal attempts, free throws made, free throw percentage, defensive rebounds, total rebounds and blocks...led Toronto in scoring twice, in rebounds on three occasions and in assists once...scored in

double figures in all six games, including three 20-point performances...grabbed double-figure rebounds on three occasions and posted three double-doubles...made his NBA postseason debut in Game 1 vs. New Jersey on Apr. 21 and tallied 22 points, five rebounds, three assists and one steal in 33:55 minutes.

OLYMPICS:

2008: Was a member of the USA Basketball Senior National Team that went 8-0 and captured the gold medal at the 2008 Summer Olympic Games in Beijing, China...came off the bench in all eight games and averaged 9.1 points, a team-leading 6.1 rebounds and 17.2 minutes...connected on a team-leading 77.4 percent (24-31) of his field goal attempts and also led the squad in defensive rebounds and total rebounds...led the team in scoring once and in rebounds four times.

HONORS:

2014-15: Was selected an Eastern Conference reserve for the NBA All-Star Game...was named the Eastern Conference Player of the Week for the week ending Nov. 2...for the third consecutive year he was a member of the winning team in the Shooting Stars competition at All-Star Weekend...**2013-14:** Was selected an Eastern Conference reserve for the NBA All-Star Game...was named the Eastern Conference Player of the Week for the week ending Dec. 29...was a member of the winning team in the Shooting Stars competition at All-Star Weekend...**2012-13:** Was an Eastern Conference starter for the NBA All-Star Game...was a member of the winning team in the Shooting Stars competition at All-Star Weekend...**2011-12:** Was selected an Eastern Conference reserve for the NBA All-Star Game...**2010-11:** Was selected an Eastern Conference reserve for the NBA All-Star Game...**2009-10:** Was selected an Eastern Conference reserve for the NBA All-Star Game...was a two-time Eastern Conference Player of the Week (weeks ending Jan. 31 and Apr. 4)...received the Magic Johnson Award...**2008-09:** Was selected an Eastern Conference reserve to play in the NBA All-Star Game but did not play due to a sprained knee...was named the NBA Eastern Conference Player of the Week for the week ending Nov. 2...**2007-08:** Was an Eastern Conference starter for the NBA All-Star Game...was named the NBA Eastern Conference Player of the Week for the week ending Jan. 13...received the Atlantic Division Sportsmanship Award...**2006-07:** Named to the All-NBA Second Team...was an Eastern Conference starter for the NBA All-Star Game...captured NBA Eastern Conference Player of the Month honors for January...was named the NBA Eastern Conference Player of the Week for the week ending Apr. 1...**2005-06:** Was selected an Eastern Conference reserve for the NBA All-Star Game...was named the NBA Eastern Conference Player of the Week for the week ending Feb. 5...**2004-05:** Was selected the NBA Eastern Conference Player of the Week for the week ending Jan. 9...started for the Sophomore team in the Rookie Challenge at All-Star Weekend...received the NBA's Community Assist Award for June 2005...**2003-04:** Was named to the NBA All-Rookie First Team...was a member of the Rookie team in the Rookie Challenge at All-Star Weekend.

COLLEGE:

Played one season at Georgia Tech before becoming an early entry candidate in 2003...started all 31 games in which he appeared for the Yellow Jackets and averaged 15.6 points, a team-leading 9.0 rebounds and 2.16 blocks...captured ACC Rookie of the Year honors...was named to the All-ACC Second Team, the ACC All-Defensive Team and the ACC All-Rookie Team...earned a spot on the United States Basketball Writers Association National All-Freshman Team...led the ACC in field goal percentage, joining Antawn Jamison as the only freshman to accomplish that feat...also topped the ACC in blocks, ranked second in rebounds and double-doubles and eighth in points.

PERSONAL:

Full name is Christopher Wesson Bosh...lists his parents Noel and Freida Bosh as the people that made a difference in his life...has a brother (Joel Bosh)...has two daughters (Trinity and Dylan) and a son (Jackson)...married his wife Adrienne in July 2011...has his own website (www.chrisbosh.com)...has his own Foundation (Team Tomorrow, Inc.) which is dedicated to supporting community-based organizations that promote the upliftment of children, families and the community...his hobbies include reading and playing with his kids...has made cameos in his favorite TV show *Entourage* (summer of 2010), *Law & Order: SVU* (fall of 2011) and *Go On* (fall of 2012)...also guest starred as himself in the Disney Channel hit series, *Jessie* (2013) and lent his voice to Marvel for the animated series *Hulk & the Agents of S.M.A.S.H.* (2014)...was appointed Editor at Large for *Ocean Drive* magazine in 2010 and has a regular feature describing his favorite things in Miami...created the now famous "Used Car Salesman" skit and posted it on YouTube to garner votes for the 2008 All-Star Game...is a member of Hoop Heroes, an initiative that pairs NBA players

1

CHRIS BOSH

and corporate sponsors to support children served by After School All-Stars, a national organization that provides comprehensive programming to middle school children in 13 cities across the country, as part of the program he agreed to donate \$20 per rebound during the regular season with a \$5,000 minimum yearly donation...made a one million dollar charitable commitment to various community legacy programs after signing his contract extension with the Raptors in 2006...is a fan of his hometown Dallas Cowboys and Texas Rangers...was named to the US Senior National Team on Mar. 5, 2006 and was a member of the US team that won the bronze medal at the 2006 FIBA World Championships...was named a Parade All-American, McDonald's All-American and Mr. Basketball in the state of Texas as a senior after leading Lincoln High School to a 40-0 record and a state championship...was a member of the National Honor Society in high school...wears size 14 sneakers.

REGULAR SEASON CAREER HIGHS:

MINS:..... 55:25, vs. Portland (1-13-08)
FGM:..... 16, two times (last: at New Jersey, 3-20-10)
FGA:..... 31, vs. Detroit (3-13-09)
3-PT FGM:..... 4, four times (last: vs. New York, 2-9-15)
3-PT FGA:..... 9, vs. Chicago (2-23-14)
FTM:..... 22, at Phoenix (12-22-07)
FTA:..... 24, at Phoenix (12-22-07)
OR:..... 10, at Golden State (11-14-06)
DR:..... 18, at Philadelphia (3-25-05)
TOT:..... 22, two times (last: at Golden State, 11-14-06)
AST:..... 9, vs. Denver (3-23-08)
STL:..... 7, at Chicago (1-23-09)
TO:..... 8, vs. Milwaukee (1-22-12)
BLK:..... 6, three times (last: at Milwaukee, 1-10-07)
PTS:..... 44, at Milwaukee (1-20-10)

POSTSEASON CAREER HIGHS:

MINS:..... 44:57, at Boston (5-9-11)
FGM:..... 16, vs. Orlando (4-26-08)
FGA:..... 26, vs. Orlando (4-26-08)
3-PT FGM:..... 4, two times (last: vs. Brooklyn, 5-14-14)
3-PT FGA:..... 7, at Indiana (5-28-14)
FTM:..... 13, at Orlando (4-20-08)
FTA:..... 13, at Orlando (4-20-08)
OR:..... 9, vs. Orlando (4-26-08)
DR:..... 14, at Chicago (5-10-13)
TOT:..... 19, at Chicago (5-10-13)
AST:..... 9, at New Jersey (5-4-07)
STL:..... 3, six times (last: vs. San Antonio, 6-18-13)
TO:..... 4, five times (last: at New York, 5-6-12)
BLK:..... 4, four times (last: at Chicago, 5-13-13)
PTS:..... 39, vs. Orlando (4-26-08)

NBA REGULAR SEASON

Year Team	G-GS	MIN	FGM-FGA	PCT	3FGM-3FGA	PCT	FTM-FTA	PCT	OFF-DEF-TOT	AST	PF-DQ	STL	TO	BS	PTS	PPG
03-04 TOR	75-63	2510	327-712	.459	5-14	.357	202-288	.701	191-366-557	78	215-2	59	107	106	861	11.5
04-05 TOR	81-81	3017	473-1005	.471	3-10	.300	412-542	.760	194-524-718	153	226-3	76	187	113	1361	16.8
05-06 TOR	70-70	2751	549-1087	.505	0-13	.000	474-581	.816	204-443-647	181	209-3	50	157	79	1572	22.1
06-07 TOR	69-69	2658	543-1094	.496	12-35	.343	463-590	.785	186-555-741	175	163-0	39	179	90	1561	22.6
07-08 TOR	67-67	2425	507-1027	.494	10-25	.400	472-559	.844	174-409-583	171	157-1	63	153	67	1496	22.3
08-09 TOR	77-77	2928	615-1263	.487	12-49	.245	504-617	.817	215-556-771	191	189-0	67	174	77	1746	22.7
09-10 TOR	70-70	2526	600-1158	.518	8-22	.364	470-590	.797	205-554-759	166	170-1	43	169	68	1678	24.0
10-11 Miami	77-77	2795	524-1056	.496	6-25	.240	384-471	.815	141-500-641	144	172-0	59	138	49	1438	18.7
11-12 Miami	57-57	2007	393-807	.487	10-35	.286	229-279	.821	94-358-452	103	128-0	51	117	45	1025	18.0
12-13 Miami	74-74	2454	485-907	.535	21-74	.284	241-302	.798	131-370-501	123	168-0	66	128	101	1232	16.6
13-14 Miami	79-79	2531	492-953	.516	74-218	.339	223-272	.820	98-424-522	87	192-1	80	125	78	1281	16.2
14-15 Miami	44-44	1556	343-745	.460	63-168	.375	179-232	.772	46-264-310	95	69-0	41	95	25	928	21.1
TOTALS	840-828	30157	5851-11814	.495	224-688	.326	4253-5323	.799	1879-5323-7202	1667	2058-11	694	1729	898	16179	19.3

NBA PLAYOFFS

Year Team	G-GS	MIN	FGM-FGA	PCT	3FGM-3FGA	PCT	FTM-FTA	PCT	OFF-DEF-TOT	AST	PF-DQ	STL	TO	BS	PTS	PPG
06-07 TOR	6-6	222	36-91	.396	1-5	.200	32-38	.842	7-47-54	15	19-0	5	12	11	105	17.5
07-08 TOR	5-5	199	42-89	.472	1-7	.143	35-42	.833	20-25-45	18	19-0	8	13	2	120	24.0
10-11 Miami	21-21	834	138-291	.474	0-4	.000	114-140	.814	47-131-178	23	48-0	14	40	19	390	18.6
11-12 Miami	14-10	439	73-148	.493	7-13	.538	43-52	.827	36-73-109	8	20-0	6	20	14	196	14.0
12-13 Miami	23-23	751	110-240	.458	15-37	.405	44-60	.733	38-129-167	34	67-0	23	27	36	279	12.1
13-14 Miami	20-20	686	116-229	.507	30-74	.405	36-48	.750	24-88-112	21	51-0	17	14	20	298	14.9
TOTALS	89-85	3131	515-1088	.473	54-140	.386	304-380	.800	172-493-665	119	224-0	73	126	102	1388	15.6

NBA ALL-STAR GAME

Year Team	G-GS	MIN	FGM-FGA	PCT	3FGM-3FGA	PCT	FTM-FTA	PCT	OFF-DEF-TOT	AST	PF-DQ	STL	TO	BS	PTS	PPG
05-06 TOR	1-0	17	3-7	.429	0-0	.000	2-3	.667	2-6-8	2	1-0	0	1	0	8	8.0
06-07 TOR	1-1	22	5-7	.714	0-0	.000	1-2	.500	3-4-7	1	0-0	0	0	0	11	11.0
07-08 TOR	1-1	22	7-15	.467	0-0	.000	0-2	.000	2-5-7	1	1-0	0	1	0	14	14.0
09-10 TOR	1-0	29	9-16	.563	0-0	.000	5-7	.714	2-8-10	1	0-0	2	3	0	23	23.0
10-11 Miami	1-0	21	7-10	.700	0-1	.000	0-1	.000	2-3-5	2	0-0	0	3	1	14	14.0
11-12 Miami	1-0	20	3-9	.333	1-2	.500	0-0	.000	1-1-2	1	2-0	2	1	1	7	7.0
12-13 Miami	1-1	23	3-9	.333	0-3	.000	0-0	.000	0-2-2	1	3-0	1	3	0	6	6.0
13-14 Miami	1-0	10	2-3	.667	1-2	.500	0-0	.000	0-2-2	0	1-0	2	1	0	5	5.0
14-15 Miami	1-0	11	4-6	.667	2-4	.500	0-0	.000	1-2-3	1	0-0	2	1	0	10	10.0
TOTALS	9-3	175	43-82	.524	4-12	.333	8-15	.533	13-33-46	10	8-0	9	14	2	98	10.9

15 MARIO CHALMERS

GUARD



CAREER TRANSACTIONS:

Drafted by the Minnesota Timberwolves in the second round (34th overall) of the 2008 NBA Draft...draft rights were acquired by the HEAT in exchange for two 2009 second-round draft picks and cash considerations on June 26, 2008...signed by the HEAT on July 9, 2008...re-signed by the HEAT on Dec. 9, 2011...re-signed by the HEAT on July 14, 2014.

PROFESSIONAL CAREER:

Has appeared in 519 NBA regular season games during his seven-year NBA career and has made 383 starts...has averaged 8.9 points, 3.8 assists, 2.4 rebounds, 1.51 steals and 27.8 minutes while shooting 42.2 percent from the floor, 36.2 percent from three-point range and 77.5 percent from the foul line...has missed 28 games due to injury, one game due to an NBA suspension and has been a DNP-CD on 10 occasions...ranks among Miami's all-time leaders in steals (2nd), assists (3rd), games played (4th), three-point field goals made (4th), three-point field goal attempts (4th), minutes played (6th), starts (6th), points (11th), free throw percentage (11th), double-figure scoring efforts (12th), field goal attempts (12th), field goals made (13th), free throws made (13th), free throws attempted (13th), defensive rebounds (13th), total rebounds (15th), field goal percentage (19th) and three-point field goal percentage (20th)...owns the HEAT's single-game steals record (9 vs. Philadelphia on Nov. 5, 2008)...shares the HEAT single-game record for three-point field goals made (10 at Sacramento on Jan. 12, 2013)...has scored in double figures 211 times, including 21 games with at least 20 points and two 30-point efforts...his longest streak of consecutive games scoring in double figures is seven and has occurred three times (last: Nov. 14-25, 2014)...has handed out double-figure assists 10 times and has posted six double-doubles...his longest streak of consecutive games played is 128 (Oct. 29, 2008-Jan. 29, 2010)...his longest streak of consecutive starts is 214 (Dec. 25, 2011-Apr. 14, 2014)...his longest streak of consecutive games with a steal is 16 (Apr. 2, 2014-Nov. 12, 2014)...his high for consecutive field goals made is nine (Jan. 21-24, 2009)...has recorded 176 multi-trey games...his longest stretch of consecutive games with a three-point field goal is 13 (Nov. 28, 2008-Dec. 26, 2008 and Apr. 6, 2013-Nov. 12, 2013)...has converted a pair of four-point plays (Dec. 14, 2008 at Memphis and Feb. 23, 2010 vs. Minnesota)...has registered 229 multi-steal games and two multi-block games...has appeared in 99 NBA postseason games (73 starts) and has averaged 8.8 points, 3.2 assists, 2.5 rebounds, 1.19 steals and 29.1 minutes while shooting 42.9 percent from the field, 35.7 percent from three-point range and 74.2 percent from the foul line...has scored in double figures on 35 occasions, including seven 20-point efforts...has grabbed double-figure rebounds once in the postseason...ranks among the HEAT's all-time postseason leaders in three-point field goals made (2nd) and attempted (2nd), assists (3rd), steals (3rd), games (3rd), minutes (4th), field goals attempted (4th), points (5th), starts (5th), free throws made (6th), double-figure scoring efforts (tied-6th), field goals made (7th), free throws attempted (7th), defensive (8th) and total (8th) rebounds and 20-point efforts (8th).

2014-15 SEASON:

Appeared in 80 games (37 starts) for the HEAT and averaged 10.2 points (.403 FG%, .774 FT%), 3.8 assists, 2.6 rebounds, 1.53 steals and 29.6 minutes...missed one game due to injury (Mar. 6 at Washington with a right knee contusion) and was a DNP-CD in the season finale at Philadelphia...ranked 24th in the NBA in steals per game...set single-season career highs in scoring average, field goals attempted and free throws made and attempted...led the HEAT in games played, three-point field goals attempted, assists, steals and assist-to-



HEIGHT:
6'2"
WEIGHT:
190
YEARS PRO:
7
BIRTHDATE:
5/19/86
(Anchorage, AK)
HIGH SCHOOL:
Bartlett
(Anchorage, AK)
COLLEGE:
Kansas

15
GUARD

MARIO CHALMERS

turnover ratio (1.77) and ranked second in minutes, three-point field goals made, free throws made and attempted, three-point plays and charges taken (10)...topped the HEAT in scoring six times, in steals a team-high 28 times, in assists 22 times, in minutes on nine occasions and in blocks three times...was Miami's leading scorer off the bench a team-high 22 times and also led the HEAT reserves in minutes and assists 28 times each, in steals 26 times, in rebounds on four occasions and in blocks three times...scored in double figures on 41 occasions, including seven games with at least 20 points...handed out double-figure assists a team-high four times and posted a career-high four double-doubles...his eight steals at New York on Feb. 20 was the individual single-game high in the NBA during the 2014-15 season...scored his 4,000th career point vs. Charlotte on Nov. 23...played in his 500th career game vs. Sacramento on Mar. 7...recorded his 700th career steal vs. Chicago on Dec. 14...matched his career high with nine rebounds vs. Detroit on Mar. 29...set career highs in free throws made (11) and attempted (13) at Brooklyn on Nov. 17...**Season Highs:** 24 points (at Orlando, Nov. 22), 11 assists (twice), nine rebounds (vs. Detroit, Mar. 29), eight steals (at New York, Feb. 20), one block (10 times) and 40:20 minutes (at Chicago, Jan. 25).

2013-14 SEASON:

Started each of the 73 games in which he appeared for the HEAT and averaged 9.8 points (.454 FG%, .742 FT%), 4.9 assists, 2.9 rebounds, 1.63 steals and 29.8 minutes...missed six games due to injury, one game as a result of an NBA suspension (Nov. 16 at Charlotte), and was a DNP-CD in the season finale vs. Philadelphia...ranked 13th in the NBA in steals per game, 29th in assists per game and 38th in three-point field goal percentage...set single-season career highs in field goal percentage, offensive rebounds and blocked shots...led the HEAT in three-point field goal percentage and steals per game and ranked second in assists and total steals...topped the HEAT in steals 25 times, in assists on 21 occasions, in blocks five times, in minutes on four occasions and in rebounds twice...scored in double figures 37 times, including one 20-point effort...handed out double-figure assists twice and recorded one double-double...connected on his 500th career three-point field goal at Philadelphia on Oct. 30 and his 500th career free throw at Portland on Dec. 28...played in his 400th NBA game vs. Charlotte on Jan. 18...**Season Highs:** 24 points (vs. Minnesota, Apr. 4), 11 assists (at Boston, Mar. 19), nine rebounds (twice), five steals (vs. Chicago, Oct. 29), two blocks (vs. Charlotte, Dec. 1) and 43:33 minutes (at Sacramento, Dec. 27).

MARIO CHALMERS 15

2012-13 SEASON:

Started all 77 games in which he appeared for the HEAT and averaged 8.6 points (.429 FG%, .795 FT%), 3.5 assists, 2.2 rebounds, 1.53 steals and 26.9 minutes...missed four games with a sprained right ankle (Mar. 29-Apr. 2 and Apr. 17) and was a DNP-CD on one occasion (Apr. 15)...ranked among the NBA leaders in steals per turnover (12th), steals per game (20th), three-point field goal percentage (25th) and three-point field goals made (tied-41st)...set a single-season career high in three-point field goals made and three-point field goal percentage...ranked third on the HEAT in three-point field goals made and attempted, assists and steals...topped the HEAT in scoring, minutes and blocks twice each, in steals 24 times, in assists on seven occasions and in rebounds once...scored in double figures on 24 occasions including four games with at least 20 points and one 30-point performance...handed out double-figure assists twice...set career highs in points (34), field goals made (10) and three-point field goals made (10) and attempted (13) at Sacramento on Jan. 12...his 10 treys at Sacramento tied the HEAT single-game record, set a building record and were one shy of the NBA single-game high in 2012-13...scored his 3,000th career point at Orlando on Mar. 25...**Season Highs:** 34 points (at Sacramento, Jan. 12), 11 assists (twice), seven rebounds (vs. Indiana, Mar. 10), four steals (three times), one block (12 times) and 37:27 minutes (vs. Oklahoma City, Dec. 25).

2011-12 SEASON:

Started all 64 games in which he appeared for the HEAT and averaged 9.8 points (.448 FG%, .792 FT%), 3.5 assists, 2.7 rebounds, 1.52 steals and 28.5 minutes...missed a pair of games due to injury...sat out on Feb. 8 at Orlando with a sprained left hand and missed the Apr. 22 game vs. Houston due to flu-like symptoms...ranked among the NBA leaders in steals per game (13th), total steals (13th), three-point field goals made (tied-28th), three-point field goal percentage (35th) and assists per game (40th)...led the HEAT in starts for the second time in his career and both three-point field goals made and attempted...topped Miami in scoring once, in steals 17 times, in assists on 11 occasions and in blocks and minutes four times each...scored in double figures on 33 occasions, including a pair of 20-point performances...scored in double figures in seven consecutive games from Jan. 10-22 to tie his career high...scored a season-high 29 points (including a team-high 13 in overtime) and set career highs in field goals made (10) and attempted (21) in Miami's triple-overtime win at Atlanta on Jan. 5...matched his career high with six three-point field goals made and set a career high in three-point attempts with 12 vs. Sacramento on Feb. 21...finished fourth in the Three-Point Shootout at All-Star Weekend in Orlando...**Season Highs:** 29 points (at Atlanta, Jan. 5), eight assists (three times), seven rebounds (twice), five steals (twice), one block (11 times) and 49:09 minutes (at Atlanta, Jan. 5).

2010-11 SEASON:

Saw action in 70 games (28 starts) for the HEAT and averaged 6.4 points (.399 FG%, .871 FT%), 2.5 assists, 2.1 rebounds, 1.09 steals and 22.6 minutes...missed six games from Mar. 23-Apr. 1 due to a sprained right knee...was a DNP-CD on six occasions...set a single-season career high in free throw percentage...ranked third on the HEAT in both total steals and steals per game...topped the HEAT in steals 22 times, in assists five times and in blocks on four occasions...was Miami's leading scorer off the bench 15 times and also topped the HEAT reserves in assists 27 times and in minutes on 14 occasions...scored in double figures on 17 occasions...handed out double-figure assists once...his game-high 13 assists at Toronto in



the season finale on Apr. 13 matched his career high...

Season Highs: 16 points (vs. Indiana, Feb. 8), 13 assists (at Toronto, Apr. 13), six rebounds (twice), three steals (six times), one block (seven times) and 39:56 minutes (vs. Atlanta, Jan. 18).

2009-10 SEASON:

Appeared in 73 games (22 starts) for the HEAT and averaged 7.1 points (.401 FG%, .745 FT%), 3.4 assists, 1.8 rebounds, 1.25 steals and 24.8 minutes...missed nine games (Jan. 30-Feb. 17) with a sprained left thumb suffered at Detroit on Jan. 29...when he sat out at Milwaukee on Jan. 30 it was the first game of his career that he missed and snapped his consecutive games played streak at a career-high 128 games...the streak, which began on Oct. 29, 2008 and ended on Jan. 29, 2010, was the sixth longest in HEAT history...additionally he started the first 22 games of the 2009-10 season to run his streak of consecutive starts to 104 games, the streak ended when he came off the bench on Dec. 15 vs. Toronto...ranked among the NBA leaders in steals per turnover (19th) and steals (33rd)...ranked second on the HEAT in three-point field goals, assists and steals and third in three-point field goal attempts...led the HEAT in scoring twice, in steals 29 times, in assists on 14 occasions and in minutes, rebounds and blocks one time each...scored in double figures 19 times, including two games with at least 20 points and one 30-point performance...**Season Highs:** 30 points (at Toronto, Nov. 20), nine assists (vs. New Orleans, Nov. 22), seven rebounds (at Memphis, Feb. 19), four steals (three times), two blocks (at Oklahoma City, Jan. 16) and 42:08 minutes (vs. New Jersey, Apr. 14).

2008-09 SEASON:

Started all 82 games for the HEAT and averaged 10.0 points (.420 FG%, .767 FT%), 4.9 assists, 2.8 rebounds, 1.95 steals and 32.0 minutes...was selected to the NBA All-Rookie Second Team...was the only HEAT player to start and play in all 82 games, becoming just the fifth player in franchise history (only rookie) to start all 82 games in a season...ranked among the NBA leaders in steals per game

15 MARIO CHALMERS

(4th), steals per turnover (7th) and assists per game (26th)...finished among the NBA rookie leaders in steals per game (1st), assists per game (3rd), minutes per game (5th), free throw percentage (9th), three-point field goal percentage (9th), scoring average (12th) and rebounds per game (16th)...set HEAT rookie record for starts, three-point field goals made and attempted and steals and tied the record for games played...finished among the HEAT all-time rookie leaders in minutes (2nd), assists (2nd), free throw percentage (3rd) and three-point field goal percentage (3rd)...set the franchise record for steals in a game with nine vs. Philadelphia on Nov. 5...finished second on the team in minutes, three-point field goals made and attempted, assists, assist-to-turnover ratio and steals...led the team in scoring three times, in steals on 31 occasions, in assists 24 times, in minutes in eight contests, in blocks three times and in rebounds twice...scored in double figures on 40 occasions, including five games with at least 20 points...handed out double-figure assists twice and recorded one double-double...hit a season-high six three-point field goals vs. Cleveland on Dec. 30 to tie the HEAT rookie single-game record...recorded his first career double-double with 16 points and a career-high 13 assists vs. Charlotte on Feb. 8...made his NBA debut at New York on Oct. 29 and had 17 points, eight assists and seven rebounds in 35:46 minutes...**Season Highs:** 23 points (twice), 13 assists (vs. Charlotte, Feb. 8), nine steals (vs. Philadelphia, Nov. 5), seven rebounds (three times), one block (eight times) and 52:57 minutes (vs. Utah, Mar. 14).

NBA PLAYOFFS:

2014: Appeared in all 20 games (19 starts) for the Eastern Conference Champion HEAT and averaged 6.4 points (.423 FG%, .760 FT%), 3.6 assists, 2.3 rebounds and 26.7 minutes...ranked third on the team in both assists and steals...topped the HEAT in assists five times, in blocks four times, in steals three times and in minutes once...scored in double figures four times...started all four games in the Opening Round vs. Charlotte and averaged 9.0 points (.433 FG%, .714 FT%), 3.5 assists, 2.5 rebounds and 25.8 minutes...started all five games in the Eastern Conference Semifinals vs. Brooklyn and averaged 7.2 points (.419 FG%, .833 FT%), 4.6 assists, 2.6 rebounds, 1.60 steals and 30.0 minutes...led Miami in both assists and steals in the Brooklyn series...started all six games in the Eastern Conference Finals vs. Indiana and averaged 5.7 points (.483 FG%, .667 FT%), 3.5 assists, 2.7 rebounds and 27.7 minutes...appeared in all five games (four starts) of the NBA Finals vs. San Antonio and averaged 4.4 points (.333 FG%, .778 FT%), 2.8 assists, 1.4 rebounds, 1.00 steals and 23.2 minutes...**2013:** Started all 23 games for the NBA Champion HEAT and averaged 9.4 points (.415 FG%, .755 FT%), 3.1 assists, 2.3 rebounds and 28.3 minutes...ranked third on the team in assists...topped the HEAT in scoring, rebounds and blocks once each and in assists and steals four times each...scored in double figures nine times, including a pair of 20-point outings...averaged 6.5 points (.455 FG%, .571 FT%), 4.5 assists, 3.0 rebounds, 1.75 steals and 28.5 minutes in the Opening Round series vs. Milwaukee...averaged 7.4 points (.394 FG%, .667 FT%), 3.8 assists, 2.2 rebounds and 25.0 minutes in the Eastern Conference Semifinals vs. Chicago...averaged 11.3 points (.443 FG%, .905 FT%), 2.7 assists, 1.6 rebounds and 27.1 minutes in the Eastern Conference Finals vs. Indiana...led the HEAT in free throw percentage in the Indiana series and ranked third in scoring, field goals made, free throws made and attempted and in assists...set a postseason career high in free throws made with eight in Game 4 at Indiana on May 28...averaged 10.6 points (.388 FG%, .692 FT%), 2.7 rebounds, 2.1 assists and 31.6 minutes in the NBA Finals vs. San Antonio...**2012:** Started all 23 games for the NBA Champion HEAT and averaged 11.3 points (.442 FG%, .717 FT%), 3.9 assists, 3.7 rebounds, 1.22 steals and 35.6 minutes...ranked second on the HEAT in three-point field

goals made and attempted and third in three-point field goal percentage, assists and steals...topped Miami in scoring once, in assists and steals five times each, in minutes on three occasions and in rebounds and blocks once each...scored in double figures 12 times, including three 20-point efforts and grabbed double-figure rebounds once...scored a postseason career-high 25 points in Game 3 of the Eastern Conference Semifinals at Indiana on May 17 and matched that total in Game 4 of the NBA Finals vs. Oklahoma City on June 19...averaged 11.8 points (.426 FG%, .692 FT%), 4.4 assists, 4.0 rebounds, 1.60 steals and 36.0 minutes in the Opening Round vs. New York...topped Miami in three-point field goal percentage and ranked second in assists in the series vs. New York...handed out a postseason career-high nine assists in Game 1 vs. the Knicks on Apr. 28...averaged 10.8 points (.440 FG%, .833 FT%), 4.8 rebounds, 2.7 assists and 31.7 minutes in the Eastern Conference Semifinals vs. Indiana...was tied for the team high in three-point field goals made in the Indiana series...grabbed a postseason career-high 11 rebounds in Game 5 vs. Indiana on May 22...averaged 12.0 points (.456 FG%, .591 FT%), 4.6 assists, 3.1 rebounds, 1.14 steals and 38.1 minutes in the Eastern Conference Finals vs. Boston...the 12.0 ppg scoring average vs. Boston is the highest of his career in a playoff series...was second on the HEAT in assists and third in scoring vs. Boston...played a postseason career-high 45:18 minutes in Game 2 vs. Boston on May 30...averaged 10.4 points (.442 FG%, .857 FT%), 4.0 assists, 2.6 rebounds, 1.80 steals and 36.6 minutes in the NBA Finals vs. Oklahoma City...led the HEAT in steals in the Finals and was second in both three-point field goals made and attempted...**2011:** Appeared in all 21 games (one start) for the HEAT and averaged 7.8 points (.435 FG%, .719 FT%), 2.1 assists, 1.9 rebounds, 1.29 steals and 24.3 minutes...led the HEAT in three-point field goals made, ranked second in three-point attempts and third in assists and steals...scored in double figures six times, including one 20-point performance...averaged 7.4 points (.371 FG%, .500 FT%), 2.2 assists, 1.8 rebounds, 1.60 steals and 24.6 minutes in the Opening Round vs. Philadelphia...recorded postseason career highs in three-point field goals made (6) and attempted (12) and tallied 20 points off the bench in the decisive Game 5 vs. Philadelphia on Apr. 27...led Miami in three-point field goals made and attempted vs. the 76ers and tied for the team lead in steals...averaged 5.4 points (.423 FG%, 1.000 FT%), 2.4 rebounds, 2.0 assists, 1.20 steals and 25.0 minutes in the Eastern Conference Semifinals vs. Boston...averaged 5.6 points (.625 FG%, .667 FT%), 0.6 rebounds, 0.4 assists and 18.0 minutes in the Eastern Conference Finals vs. Chicago...averaged 11.8 points (.426 FG%, .739 FT%), 3.5 assists, 2.7 rebounds, 1.50 steals and 29.0 minutes in the NBA Finals vs. Dallas...**2010:** Came off the bench in all five games of Miami's Opening Round series vs. Boston and averaged 10.8 points (.450 FG%, .846 FT%), 2.6 assists, 1.8 rebounds and 26.2 minutes...ranked second on the HEAT in scoring, free throws made and attempted and assists and third in three-point field goals made and attempted...scored in double figures three times, including one 20-point effort...led the HEAT in assists once...had a 20-point effort off the bench in Game 5 on Apr. 27...**2009:** Started all seven games in Miami's Opening Round series vs. Atlanta and averaged 7.3 points (.400 FG%, .714 FT%), 4.4 assists, a team-high 2.86 steals, 2.7 rebounds and 33.0 minutes...tied the HEAT franchise record for steals in a seven-game series with a team-high 20...ranked second on the team in assists and third in minutes...scored in double figures once...recorded multiple steals in six of the seven games...tied the HEAT postseason single-game record with five steals in Game 6 vs. Atlanta on May 1...made his NBA postseason debut in Game 1 at Atlanta on Apr. 19.

MARIO CHALMERS 15

HONORS:

2011-12: Participated in the Three-Point Shootout at All-Star Weekend in Orlando...**2008-09:** Was named to the NBA All-Rookie Second Team.

COLLEGE:

Played three seasons at Kansas and averaged 12.2 points, 3.8 assists, 2.8 rebounds, 2.57 steals and 28.5 minutes while shooting 48.6 percent from the field, 41.9 percent from three-point range and 76.7 percent from the foul line in 110 games (96 starts)...finished his career ranked among the Jayhawks' all-time leaders in steals (2nd), three-point field goals made (6th), assists (12th) and scoring (24th)...was named the Most Outstanding Player of the 2008 NCAA Final Four...hit one of the biggest shots in NCAA Tournament history as his three-point field goal with 2.1 seconds left in the 2008 NCAA Tournament Championship game tied the score, forcing overtime and helped propel Kansas to a win over Memphis...led the Big 12 in steals all three years of his career and set the Kansas single-season record as a sophomore in 2006-07 and matched it the following year as a junior...led KU in assists as both a freshman and junior...earned Second Team All-Big 12 honors and was named to the Big 12 All-Defensive Team as a junior in 2007-08...was selected to the Big 12 All-Conference Third Team, named the Co-Big 12 Defensive Player of the Year and earned All-Defensive Team honors as a sophomore...earned All-Defensive Team, All-Rookie Team and Third Team All-Conference honors from the Associated Press as a freshman in 2005-06...named the Most Outstanding Player of the 2006 Big 12 Championship...twice won national Freshman of the Week honors and once Big 12 Rookie of the Week honors...won the team's Clyde Lovellette Most Improved Player Award in 2005-06...set a Big 12 freshman single-season record for steals.

PERSONAL:

Full name is Almario Vernard Chalmers...parents are Ronnie and Almarie Chalmers...his dad was his coach at Bartlett H.S. in Anchorage where he won two state championships and was the Director of Basketball Operations at Kansas while he played for the Jayhawks and won a national championship...was named the Alaska 4A Player of the Year three times during his high school career...has a sister (Roneka Chalmers)...has a son (Zachiah A'mario Chalmers) and a daughter (Queen Elizabeth Chalmers)...his cousin, Lionel Chalmers, played for the L.A. Clippers and his cousin, Chris Smith, played for the Minnesota Timberwolves...chose his late grandmother Ethel Mae Evans as the person that made the biggest difference in his life and chose a framed picture of her as his most prized possession...majored in African-American studies at Kansas...has his own charitable foundation (The Mario V. Chalmers Foundation) which was certified in February 2009...the mission of his foundation is to create and support community based programs that encourage the positive development of youth through sports and education and fund initiatives for breast cancer research and treatment...his foundation initially donated \$25,000 to the Lawrence Memorial Hospital Endowment Association to establish the first "Mario's Closet", a specialty shop that opened in July 2011 with a variety of free and low cost accessories for cancer patients and has contributed another \$50,000 over the years to help fund the shop...his foundation hosts the annual Mario V. Chalmers Basketball Camp for boys and girls grades 6-12 in Lawrence, KS each year and for several years also hosted the National Championship Classic Golf Event to raise money for his foundation...had his number (15) retired by Kansas on Feb. 16, 2013...his favorite sport other than basketball is football...wears size 13 sneakers.

REGULAR SEASON CAREER HIGHS:

MINS: 52:57, vs. Utah (3-14-09)
FGM: 12, at Sacramento (1-12-13)
FGA: 21, at Atlanta (1-5-12)
3-PT FGM: 10, at Sacramento (1-12-13)
3-PT FGA: 13, at Sacramento (1-12-13)
FTM: 11, at Brooklyn (11-17-14)
FTA: 13, at Brooklyn (11-17-14)
OR: 3, at Dallas (4-1-09)
DR: 9, at Portland (12-28-13)
TOT: 9, three times (last: vs. Detroit, 3-29-15)
AST: 13, two times (last: at Toronto, 4-13-11)
STL: 9, vs. Philadelphia (11-5-08)
TO: 7, at Denver (1-7-09)
BLK: 2, two times (last: vs. Charlotte, 12-1-13)
PTS: 34, at Sacramento (1-12-13)

POSTSEASON CAREER HIGHS:

MINS: 45:18, vs. Boston (5-30-12)
FGM: 10, at Indiana (5-17-12)
FGA: 16, vs. Boston (5-30-12)
3-PT FGM: 6, vs. Philadelphia (4-27-11)
3-PT FGA: 12, vs. Philadelphia (4-27-11)
FTM: 8, at Indiana (5-28-13)
FTA: 9, vs. Dallas (6-12-11)
OR: 3, at Indiana (5-17-12)
DR: 11, vs. Indiana (5-22-12)
TOT: 11, vs. Indiana (5-22-12)
AST: 9, vs. New York (4-28-12)
STL: 5, vs. Atlanta (5-1-09)
TO: 5, three times (last: at San Antonio, 6-5-14)
BLK: 2, at Indiana (5-18-14)
PTS: 25, two times (last: vs. Oklahoma City, 6-19-12)

NBA REGULAR SEASON

Year Team	G-GS	MIN	FGM-FGA	PCT	3FG-3FGA	PCT	FT-FTA	PCT	OFF-DEF-TOT	AST	PF-DQ	STL	TO	BS	PTS	AVG
08-09 Miami	82-82	2626	278-662	.420	114-311	.367	148-193	.767	37-191-228	403	240-6	160	165	8	818	10.0
09-10 Miami	73-22	1807	182-454	.401	75-236	.318	82-110	.745	25-110-135	246	175-1	91	123	12	521	7.1
10-11 Miami	70-28	1579	155-388	.399	83-231	.359	54-62	.871	12-134-146	177	158-1	76	91	7	447	6.4
11-12 Miami	64-64	1825	223-498	.448	101-260	.388	80-101	.792	16-155-171	222	166-0	97	142	11	627	9.8
12-13 Miami	77-77	2068	227-529	.429	123-301	.409	89-112	.795	19-152-171	273	196-2	118	119	12	666	8.6
13-14 Miami	73-73	2178	254-560	.454	87-226	.385	121-163	.742	41-173-214	357	210-0	119	162	16	716	9.8
14-15 Miami	80-37	2368	267-663	.403	73-248	.294	206-266	.774	24-182-206	307	251-2	122	173	10	813	10.2
TOTALS	519-383	14451	1586-3754	.422	656-1813	.362	780-1007	.775	174-1097-1271	1985	1396-12	783	975	76	4608	8.9

NBA PLAYOFFS

Year Team	G-GS	MIN	FGM-FGA	PCT	3FG-3FGA	PCT	FT-FTA	PCT	OFF-DEF-TOT	AST	PF-DQ	STL	TO	BS	PTS	AVG
08-09 Miami	7-7	231	20-50	.400	6-21	.286	5-7	.714	6-13-19	13	21-0	20	17	1	51	7.3
09-10 Miami	5-0	131	18-40	.450	7-20	.350	11-13	.846	1-8-9	31	18-1	3	12	0	54	10.8
10-11 Miami	21-1	511	54-124	.435	32-84	.381	23-32	.719	4-36-40	44	48-0	27	28	1	163	7.8
11-12 Miami	23-23	819	92-208	.442	33-92	.359	43-60	.717	12-72-84	90	69-0	28	42	6	260	11.3
12-13 Miami	23-23	650	76-183	.415	24-68	.353	40-53	.755	10-43-53	71	70-0	21	38	1	216	9.4
13-14 Miami	20-19	535	47-111	.423	15-43	.349	19-25	.760	2-44-46	72	48-0	19	30	6	128	6.4
TOTALS	99-73	2875	307-716	.429	117-328	.357	141-190	.742	35-216-251	321	274-1	118	167	15	872	8.8

FORWARD



LUOL DENG

9





HEIGHT:
6'9"

WEIGHT:
220

YEARS PRO:
11

BIRTHDATE:
4/16/85
(South Sudan)

HIGH SCHOOL:
Blair Academy
(Blairstown, NJ)

COLLEGE:
Duke

FORWARD

LUOL DENG

CAREER TRANSACTIONS:

Selected by the Phoenix Suns in the first round (7th overall) of the 2004 NBA Draft...draft rights were traded to the Chicago Bulls in exchange for a future conditional first-round draft pick, the draft rights to Jackson Vroman (31st overall pick) and cash considerations on June 24, 2004...re-signed by the Bulls on July 31, 2008...traded to the Cleveland Cavaliers in exchange for Andrew Bynum, three future draft picks and the right to swap 2015 first-round picks with the Cavs (1-14 protected) on Jan. 7, 2014...signed by the HEAT as a free agent on July 14, 2014.

PROFESSIONAL CAREER:

Has appeared in 749 NBA regular season games (703 starts) during his 11-year career and has averaged 15.8 points, 6.2 rebounds, 2.4 assists, 1.00 steals and 35.6 minutes while shooting 45.8 percent from the floor, 33.3 percent from three-point range and 77.2 percent from the foul line...has missed a total of 135 games during his career, 122 games due to injury, 11 officially listed as DNP-CD (although nine of the 11 he was injured and dressed), one as a healthy scratch on the inactive list and one while in transit after being traded...is a two-time NBA All-Star...captured the NBA's J. Walter Kennedy Citizenship Award and the NBA Sportsmanship Award one time each...is a four-time Divisional Sportsmanship Award winner...earned All-Defensive Second Team honors once and was an All-Rookie First Team selection...participated in the Rookie Challenge once...has twice led the NBA in minutes per game for a season...has scored in double figures on 611 occasions, including 221 games with at least 20 points, 14 games with 30-or-more points and one 40-point performance...has averaged double figures in scoring in all 11 of his years in the league and at least 15 points in five of the last six seasons...his longest streak of consecutive games scoring in double figures is 33 (Mar. 24-Dec. 13, 2006)...his longest stretch of consecutive 20-point games is six (Nov. 24-Dec. 5, 2013)...has grabbed double-figure rebounds 101 times, including one 20-rebound effort...has handed out double-figure assists three times and has posted 97 double-doubles...has 147 multi-trey games...his longest streak of consecutive games with a three-point field goal made is 14 (Feb. 14-Mar. 16, 2012)...his longest streak of consecutive games played is 108 (Apr. 2, 2010-Jan. 21, 2012) and his longest streak of consecutive starts is 353 (Apr. 3, 2010-present)...has recorded 191 multi-steal games and 77 multi-block games...still ranks among the Bulls' all-time regular season leaders in points (4th), minutes played (5th), field goals made (5th) and attempted (5th), three-point field goals attempted (5th), steals (5th),

games played (6th), defensive rebounds (6th), three-point field goals made (7th), free throws made (8th) and attempted (8th), offensive rebounds (8th), total rebounds (9th), scoring average (10th), free throw percentage (10th) and blocks (10th)...has appeared in 48 postseason games (42 starts) and has averaged 16.7 points, 7.0 rebounds, 2.2 assists, 1.15 steals and 40.2 minutes while shooting 45.2 percent from the floor, 26.2 percent from three-point range and 74.9 percent from the foul line...has scored in double figures 41 times in postseason play, including 19 games with at least 20 points and one 30-point effort...his longest streak of consecutive double-figure scoring efforts in postseason play is 23 (May 4, 2006-May 4, 2011) and his longest streak of consecutive games with at least 20 points is four (Apr. 21-29, 2007)...has grabbed double-figure rebounds on nine occasions in postseason play and has posted nine double-doubles...still ranks among the Bulls all-time postseason leaders in field goals made (5th) and attempted (5th), points (7th), three-point field goals attempted (9th), steals (9th), blocks (9th) and total rebounds (10th)...came off the bench in both All-Star Games in which he has appeared and has averaged 5.0 points, 1.0 rebounds, 1.0 assists and 11.5 minutes.

2014-15 SEASON:

Started all 72 games in which he appeared for the HEAT and averaged 14.0 points (.469 FG%, .761 FT%), 5.2 rebounds, 1.9 assists and 33.6 minutes...officially missed six games due to injury and was a DNP-CD on four occasions (three times in games he was injured and still dressed and also in the season finale)...sat out one game (Nov. 17) due to a sprained right wrist, one game (Dec. 5) with a right hand contusion, one game (Jan. 21) due to illness and three games (Jan. 27-Feb. 1) with a left calf strain...ranked among the NBA leaders in minutes per game (33rd) and field goal percentage (40th)...led the HEAT in starts, minutes played and three-point field goals made and ranked second in double-figure scoring efforts, field goals made, three-point field goals attempted, offensive rebounds, defensive rebounds and total rebounds...topped the HEAT in scoring 10 times, in minutes 18 times, in steals on 14 occasions, in rebounds seven times, in blocks six times and in assists in four contests...scored in double figures on 54 occasions, including 12 games with at least 20 points and one 30-point performance...grabbed double-figure rebounds on five occasions and posted five double-doubles...scored his 11,000th career point on Nov. 16 vs. Milwaukee...played in his 700th career game at Brooklyn on Dec. 16...made his 700th NBA start vs. Charlotte on Apr. 7...recorded his 700th career steal at Memphis on Dec. 7...**Season Highs:** 30 points (at Dallas, Nov. 9), 11 rebounds (at Atlanta, Mar. 27), eight assists (twice), three steals (four times), two blocks (four times) and 41:47 minutes (vs. Portland, Mar. 18).

2013-14 SEASON:

Split the season between the Chicago Bulls and Cleveland Cavaliers...started all 63 games in which he appeared in and averaged 16.0 points (.431 FG%, .791 FT%), 5.7 rebounds, 2.9 assists, 0.98 steals and 35.1 minutes...officially missed 13 games due to injury, three games as a DNP-CD in which he dressed but was injured and one game (Jan. 7) while in transit after the trade was completed...sat out nine games (Dec. 7-13 and Dec. 19-30) with a sore left Achilles...sat out one game (Feb. 7) with flu-like symptoms...missed three games from Mar. 18-22 (one of which was officially a DNP-CD) due to a sprained left ankle...missed the final three games of the season (Apr. 11-16) with lower back soreness, the first two (Apr. 11-12) were officially listed as DNP-CDs...captured the NBA's J. Walter Kennedy Citizenship Award...ranked 28th in the NBA in minutes per game...scored in double figures 51 times, including 18 games with at least 20 points and one 30-point effort...scored at least 20 points

in a career-high six consecutive games from Nov. 24-Dec. 5...grabbed double-figure rebounds on eight occasions and handed out double-figure assists once...recorded eight double-doubles...appeared in 23 games for Chicago and averaged a team-leading 19.0 points (.452 FG%, .815 FT%), 6.9 rebounds, 3.7 assists, 1.04 steals and 37.4 minutes...topped the Bulls in scoring 12 times, in rebounds and assists four times each and in minutes on 11 occasions...played 40 games with the Cavaliers and averaged 14.3 points (.417 FG%, .771 FT%), 5.1 rebounds, 2.5 assists, 0.95 steals and 33.8 minutes...topped the Cavs in scoring nine times, in steals eight times, in rebounds on five occasions, in assists twice and in blocks once...scored his 10,000th career point vs. Charlotte on Nov. 18...played in his 600th career game vs. Phoenix on Jan. 26...set a career high in minutes played (55:38) vs. New Orleans on Dec. 2...**Season Highs:** 37 points (vs. New Orleans, Dec. 2), 11 rebounds (twice), 11 assists (at Cleveland, Nov. 30), five steals (vs. Utah, Nov. 8), two blocks (vs. Charlotte, Nov. 18) and 55:38 minutes (vs. New Orleans, Dec. 2).

2012-13 SEASON:

Started all 75 games in which he appeared for the Bulls and averaged 16.5 points (.426 FG%, .816 FT%), 6.3 rebounds, 3.0 assists, 1.08 steals and 38.7 minutes...missed seven games due to injury...sat out five games (Jan. 19-26) with a right hamstring injury and a pair of games (Apr. 7-9) with a right hip injury...for the second consecutive year he was selected to play in the NBA All-Star Game as a reserve for the Eastern Conference and tallied 10 points, two rebounds and one assist in 17:05 of action...set single-season career highs in offensive rebounds, free throw percentage and assists per game...led the NBA in minutes per game and ranked 35th in scoring average...led the Bulls in minutes, scoring average and free throws made and attempted and ranked second in points, field goals made and attempted, three-point field goals attempted and steals...topped the Bulls in scoring 22 times, in assists eight times and in rebounds on seven occasions...scored in double figures 66 times, including 22 games with at least 20 points and one 30-point effort...grabbed double-figure rebounds on 10 occasions and posted nine double-doubles...hit a game-winning shot with 0:03.3 left in overtime at Toronto on Jan. 16...**Season Highs:** 33 points (at New York, Jan. 11), 14 rebounds (at Atlanta, Feb. 2), eight assists (twice), four steals (twice), two blocks (six times) and 50:04 minutes (vs. Denver, Mar. 18).

2011-12 SEASON:

Started all 54 games in which he appeared for Chicago and averaged 15.3 points (.412 FG%, .770 FT%), 6.5 rebounds, 2.9 assists, 1.04 steals and 39.4 minutes...missed a total of nine games (Jan. 23-Feb. 2 and Mar. 10-12) with a sore left wrist of which six were officially listed as DNP-CDs...sat out two games (Apr. 16-18) with bruised ribs...was a healthy scratch (rest) for the season-finale on Apr. 26...was selected to play in his first NBA All-Star Game as a reserve for the Eastern Conference (was scoreless with one assist in 5:51 of action)...led the NBA in minutes per game...led the Bulls in minutes played and minutes per game and ranked second in points, scoring average, field goals made and attempted and three-point field goals made and attempted...topped the Bulls in scoring 14 times, in rebounds nine times and in assists on three occasions...scored in double figures 43 times, including 20 games with at least 20 points...grabbed double-figure rebounds eight times and handed out double-figure assists twice...recorded 10 double-doubles...tipped in the game-winning bucket in overtime vs. Toronto on Mar. 24 and hit the game-winning shot with 0:03.7 left vs. Atlanta on Jan. 3...played in his 500th career game at Memphis on Jan. 16...set career highs in both three-point field goals made (6) and attempted (9) vs. Boston on Feb. 16...**Season Highs:** 26

9

LUOL DENG

points (vs. Boston, Apr. 5), 16 rebounds (at Boston, Jan. 13), 11 assists (vs. Sacramento, Feb. 14), four steals (twice), two blocks (five times) and 49:40 minutes (at New York, Apr. 8).

2010-11 SEASON:

Started all 82 games for the Bulls and averaged 17.4 points (.460 FG%, .753 FT%), 5.8 rebounds, 2.8 assists and 39.1 minutes...set single-season career highs in minutes played, assists and three-point field goals made and attempted and tied his career high in games played and starts...ranked among the NBA leaders in minutes played (3rd), minutes per game (4th) and scoring average (30th)...led the Bulls in minutes played, tied for the lead in games played and starts and ranked second in field goals made and attempted, three-point field goals attempted, free throws made and attempted, defensive rebounds and assists...topped the Bulls in scoring 12 times, in rebounds seven times and in assists five times...scored in double figures 73 times, including 26 games with at least 20 points, one game with 30-or-more points and one 40-point effort...grabbed double-figure rebounds nine times and posted eight double-doubles...had a career-high 36 multi-trey games...scored a career-high 40 points vs. Portland on Nov. 1...**Season Highs:** 40 points (vs. Portland, Nov. 1), 12 rebounds (twice), eight assists (vs. Indiana, Jan. 29), three steals (three times), three blocks (at Indiana, Jan. 14), and 53:39 minutes (at Phoenix, Nov. 24).

2009-10 SEASON:

Appeared in 70 games (69 starts) for the Bulls and averaged 17.6 points (.466 FG%, .764 FT%), 7.3 rebounds, 2.0 assists and 37.9 minutes...missed a total of 12 games due to injury...missed one game (Mar. 1) with a swollen left knee and 11 games (Mar. 11-30) with a left calf strain...set single-season career highs in rebounds per game and blocks...ranked among the NBA leaders in minutes per game (12th), rebounds per game (32nd) and scoring average (33rd)...ranked second on the team in minutes played, field goals made and attempted, free throws made and attempted, total rebounds and steals...topped the team in scoring 24 times, in rebounds 11 times and in assists on three occasions...scored in double figures 63 times, including 28 games with at least 20 points and one 30-point outing...grabbed double-figure rebounds 14 times, including one game with at least 20 rebounds...amassed 13 double-doubles...scored 24 points and grabbed a career-high 20 rebounds vs. Milwaukee on Nov. 3 while recording the lone 20-point/20-rebound game of his career...**Season Highs:** 31 points (vs. Indiana, Feb. 24), 20 rebounds (vs. Milwaukee, Nov. 3), six assists (twice), four steals (twice), four blocks (three times) and 52:17 minutes (vs. Golden State, Dec. 11).

2008-09 SEASON:

Saw action in 49 games (46 starts) with the Bulls and averaged 14.1 points (.448 FG%, .796 FT%), 6.0 rebounds, 1.9 assists, 1.22 steals and 34.0 minutes...missed a total of 33 games due to injury...missed three games (Nov. 19-23) with a strained left hamstring, eight games (Dec. 27-Jan. 10) with a sprained left ankle and sat out the final 22 games of the regular season (Mar. 3-Apr. 15) and the postseason with a right tibia stress fracture...led the Bulls in scoring nine times, in rebounds seven times and in assists twice...scored in double figures 36 times, including 13 games with at least 20 points...grabbed double-figure rebounds eight times and posted seven double-doubles...**Season Highs:** 28 points (at Houston, Feb. 3), 14 rebounds (at Toronto, Jan. 14), five assists (twice), four steals (vs. Cleveland, Jan. 15), two blocks (four times) and 45:33 minutes (vs. Denver, Feb. 20).

2007-08 SEASON:

Appeared in 63 games (59 starts) for the Bulls and averaged 17.0 points (.479 FG%, .770 FT%), 6.3 rebounds, 2.5 assists and 33.8 minutes...missed 19 games due to injury...missed three games (Nov. 18-24) with lower back pain and 16 games (Jan. 5-11, Jan. 19, Jan. 23-Feb. 14) due to left Achilles tendinitis...led the Bulls in minutes per game and field goal percentage and ranked second in scoring average, field goals made and attempted and free throws made and attempted...topped the Bulls in scoring 17 times and in rebounds 13 times...scored in double figures 55 times, including 26 games with at least 20 points and a pair of 30-point efforts...grabbed double-figure rebounds six times and posted six double-doubles...

Season Highs: 32 points (at Milwaukee, Apr. 14), 13 rebounds (at Charlotte, Jan. 2), eight assists (at Miami, Jan. 16), four steals (at New Jersey, Oct. 31), three blocks (vs. Atlanta, Mar. 25) and 46:25 minutes (vs. Orlando, Dec. 31).

2006-07 SEASON:

Started all 82 games for the Bulls and averaged 18.8 points (.517 FG%, .777 FT%), 7.1 rebounds, 2.5 assists, 1.18 steals and 37.5 minutes...captured the NBA Sportsmanship Award...was the only Bull to start all 82 games...set single-season career highs in games played, points, scoring average, field goals made and attempted, field goal percentage, free throws made and attempted, defensive and total rebounds and steals...ranked among the NBA leaders in minutes per game (21st), field goal percentage (21st), scoring average (26th), rebounds per game (28th) and steals per game (tied-32nd)...led the Bulls in minutes played, field goals made and field goal percentage and ranked second in points, scoring average, field goal attempts, free throws made and attempted, steals and offensive, defensive and total rebounds...topped the Bulls in scoring 20 times, in rebounds 19 times and in assists three times...scored in double figures a career-high 78 times, including a career-high 35 games with at least 20 points and a career-high six 30-point games...grabbed double-figure rebounds a career-best 18 times and posted a career-high 17 double-doubles...registered a career-high 26 multi-steal games...made a career-high 18 field goals vs. Portland on Mar. 26...amassed a career-high six steals vs. Orlando on Feb. 26...**Season Highs:** 38 points (vs. Portland, Mar. 26), 14 rebounds (three times), six assists (four times), six steals (vs. Orlando, Feb. 26), two blocks (nine times) and 48:44 minutes (at Milwaukee, Mar. 4).

2005-06 SEASON:

Saw action in 78 games (56 starts) for the Bulls and averaged 14.3 points (.463 FG%, .750 FT%), 6.6 rebounds, 1.9 assists and 33.4 minutes...missed a total of four games due to injury...spent one game on the inactive list (Dec. 20) because of a right knee contusion and missed three games (Apr. 8-12) due to a concussion...ranked second on the team in starts, minutes, free throws attempted, offensive, defensive and total rebounds and was third in points scored, scoring average, field goals made and attempted, free throws made and attempted...topped the Bulls in scoring 12 times and in rebounds 15 times...scored in double figures 59 times, including 15 games with at least 20 points...grabbed double-figure rebounds on 12 occasions and posted 11 double-doubles...recorded a career-high four consecutive double-doubles from Feb. 28-Mar. 5...scored a team-high 26 points at Miami on his 21st birthday (Apr. 16) to help the Bulls clinch a playoff berth...selected to the Sophomore Team in the Rookie Challenge at All-Star Weekend in Houston and tallied 10 points, four rebounds and four assists in 24 minutes...**Season Highs:** 28 points (at Boston, Dec. 2), 18 rebounds (vs. L.A. Clippers, Mar. 10), six assists (three times), four blocks (vs. Minnesota, Feb.

28), three steals (three times) and 47:10 minutes (vs. Houston, Jan. 20).

2004-05 SEASON:

Appeared in 61 games (45 starts) for the Bulls and averaged 11.7 points (.434 FG%, .741 FT%), 5.3 rebounds, 2.2 assists and 27.3 minutes...missed 20 games due to injury...sat out 10 games from Mar. 4-19 with a sprained right ankle and missed the final 10 games of the regular season (Apr. 5-20) with a ligament tear in his right wrist which also caused him to miss the 2005 postseason...was a DNP-CD on Apr. 2 vs. Charlotte...earned NBA All-Rookie First Team honors...ranked among the NBA's rookie leaders in scoring (4th), assists (6th), minutes (6th), rebounding (7th), free throw percentage (8th), three-point field goal percentage (10th) and blocks (10th)...topped the Bulls in scoring seven times and in rebounds twice...scored in double figures 33 times, including six games with at least 20 points and one 30-point effort...grabbed double-figure rebounds on three occasions and posted three double-doubles, including one in his NBA debut...made his NBA debut vs. New Jersey on Nov. 5 and tallied 18 points, 10 rebounds, three assists and a block in 38 minutes...made his first NBA start at Utah on Nov. 24 and totaled 11 points, four rebounds, one assist and one steal in 33 minutes...**Season Highs:** 30 points (at Dallas, Feb. 8), 11 rebounds (at Dallas, Feb. 8), five assists (four times), four steals (at L.A. Lakers, Nov. 21), two blocks (five times) and 47 minutes (at Dallas, Feb. 8).

NBA PLAYOFFS:

2013: Started all five games in which he appeared for the Bulls in the Opening Round vs. Brooklyn and averaged 13.8 points (.381 FG%, .400 FT%), 9.5 rebounds, 3.8 assists, 1.00 steals and 44.8 minutes...missed the final two games of the Opening Round series vs. Brooklyn and all five games in the Eastern Conference Semifinals vs. Miami due to illness...topped the Bulls in minutes and blocks twice each and in points, assists and steals once each...scored in double figures four times, including one 20-point effort...grabbed double-figure rebounds twice and posted a pair of double-doubles...set a postseason career high in minutes played (56:45) in Game 4 at Chicago on Apr. 27...set a postseason career high in field goal attempts (23) in Game 3 at Chicago on Apr. 25...**2012:** Started all six games in Chicago's Opening Round series vs. Philadelphia and averaged 14.0 points (.456 FG%, .571 FT%), 8.3 rebounds, 1.5 assists, 1.50 blocks and 38.0 minutes...led the Bulls in minutes played, points scored and three-point field goals made and attempted, tied for the lead in steals and ranked second in field goals made and attempted and defensive and total rebounds...topped the Bulls in scoring twice, in minutes and blocks three times each and in rebounds and steals once each...scored in double figures on four occasions, including one 20-point outing...grabbed double-figure rebounds once and posted one double-double...set postseason career highs in both defensive (14) and total (17) rebounds in Game 6 at Philadelphia on May 10...**2011:** Started all 16 games for the Bulls and averaged 16.9 points (.426 FG%, .839 FT%), 6.6 rebounds, 2.7 assists, 1.50 steals and 42.9 minutes...topped the Bulls in minutes 13 times, in steals four times and in assists and blocks twice each...scored in double figures 15 times, including six games with at least 20 points...grabbed double-figure rebounds twice and amassed a pair of double-doubles...averaged 18.6 points (.411 FG%, .800 FT%), 6.2 rebounds, 3.6 assists, 1.40 steals and 42.2 minutes in the Opening Round vs. Indiana...topped the Bulls in minutes four times, in assists twice and in steals once vs. Indiana...had a postseason career-high seven assists in Game 5 vs. Indiana on Apr. 26...averaged 15.2 points (.444 FG%, .850 FT%), 6.7 rebounds, 2.5 assists, 1.33 steals and 44.0 minutes in the Eastern Conference Semifinals vs. Atlanta...topped the Bulls in minutes in all six games vs. Atlanta and also led the team in steals and blocks once each...recorded a postseason career-high five steals in Game 6 at Atlanta on May 12...

averaged 17.2 points (.421 FG%, .917 FT%), 7.0 rebounds, 2.0 assists, 1.80 steals and 42.4 minutes in the Eastern Conference Finals vs. Miami...led the Bulls in minutes played, three-point field goals made and attempted, free throw percentage and steals vs. Miami...topped the Bulls in minutes three times, in steals twice and in blocks once vs. Miami...**2010:** Started all five games vs. Cleveland in the Opening Round and averaged 18.8 points (.463 FG%, .731 FT%), 5.0 rebounds, 1.4 assists, 1.20 steals and 40.4 minutes...scored in double figures in all five games, including three games with at least 20 points...had postseason career highs in both free throws made (8) and attempted (11) in the decisive Game 5 at Cleveland on Apr. 27...**2009:** Missed the postseason due to a right tibia stress fracture...**2007:** Started all 10 games for the Bulls and averaged 22.2 points (.524 FG%, .807 FT%), 8.7 rebounds, 2.4 assists, 1.00 steals and 41.0 minutes...scored in double figures in all 10 games, including seven games with at least 20 points and the lone 30-point game of his postseason career...grabbed double-figure rebounds on four occasions and posted four double-doubles...averaged 26.3 points (.579 FG%, .850 FT%), 9.0 rebounds, 3.0 assists, 1.75 steals and 41.3 minutes in Chicago's Opening Round sweep of Miami...led the Bulls in points, scoring average, field goals made and attempted, field goal percentage and steals and tied for the team high in offensive rebounds in the Opening Round series...topped Chicago in rebounds and steals twice each vs. Miami and in minutes and points once each...set postseason career highs in points (33) and field goals made (14) in Game 1 vs. Miami on Apr. 21...averaged 19.5 points (.478 FG%, .784 FT%), 8.5 rebounds, 2.0 assists and 40.8 minutes in the Eastern Conference Semifinals vs. Detroit...topped the Bulls in points and minutes three times each vs. Detroit and in rebounds and blocks twice each...grabbed a postseason career-high six offensive rebounds in Game 4 vs. Detroit on May 13...**2006:** Came off the bench in all six games in the Opening Round against the eventual NBA Champion HEAT and averaged 10.2 points (.429 FG%, .571 FT%), 4.8 rebounds and 30.0 minutes...was second on the team in total rebounds and tied for second in offensive rebounds...topped the Bulls in steals and blocks twice each and in rebounds once...was Chicago's leading scorer off the bench four times...made his NBA Playoffs debut in Game 1 at Miami on Apr. 22 and finished with six points, and three rebounds in 21:42 of action...**2005:** Sat out the 2005 postseason with a torn right wrist ligament.

OLYMPICS:

2012: Was a member of the Great Britain 2012 national team in the 2012 Olympics...averaged 15.8 points (.314 FG%, .692 FT%), 6.6 rebounds and 4.6 assists in five games...had 26 points vs. Russia on July 29 and 26 points vs. Spain on Aug. 2.

HONORS:

2013-14: Received the J. Walter Kennedy Citizenship Award...**2012-13:** Was selected an Eastern Conference reserve for the All-Star Game...was named the NBA's Central Division Sportsmanship Award winner...led the NBA in minutes per game...**2011-12:** Captured NBA All-Defensive Second Team honors...was selected an Eastern Conference reserve for the All-Star Game...led the NBA in minutes per game...**2010-11:** Was named the Central Division Sportsmanship Award winner...**2006-07:** Captured the NBA Sportsmanship Award...was named the NBA's Central Division Sportsmanship Award winner...received the NBA's Community Assist Award for April 2007...**2005-06:** Was named the NBA's Central Division Sportsmanship Award winner...selected to the Sophomore Team in the Rookie Challenge at All-Star Weekend in Houston...**2004-05:** Earned NBA All-Rookie First Team honors.

COLLEGE:

Played one season at Duke University before becoming an early entry candidate for the 2004 NBA Draft after his freshman year...appeared in 37 games (32 starts) for the

9

LUOL DENG

Blue Devils and averaged 15.1 points, 6.9 rebounds, 1.8 assists, 1.32 steals and 1.05 blocks while shooting 47.5 percent from the floor, 36 percent from three-point range and 71 percent from the foul line...was the Blue Devils second-leading scorer and rebounder...named Third Team All-ACC and was a unanimous ACC All-Freshman selection...was named Most Outstanding Player of the NCAA Atlanta Regional...became just the 10th freshman in ACC history to lead freshman in scoring, rebounding and field goal percentage...was one of only two players in the ACC to finish in the Top 10 in scoring (8th), rebounding (7th), field goal percentage (5th) and blocks (9th)...was named ACC Rookie of the Week six times, good for the second-highest total in conference history...was named to the National All-Freshman Team by *The Sporting News*, *Basketball Times*, *Collegeinsider.com* and *Rivals.com*.

PERSONAL:

Full name is Luol Deng...has a personal and foundation website (LuolDeng.com/LuolDeng.org)...is the son of Martha John and Aldo Deng...has three brothers (Ajou, Akuei and Deng) and five sisters (Ayak, Akon, Abuk, Arek and Chier)...his older brother, Ajou, played college basketball at the University of Connecticut (1999-2001) and at Fairfield University (2001-03) before playing professionally for five years in Great Britain and Slovakia and also was a teammate of Luol on the Great Britain national team...his sister, Arek, played college basketball at the University of Delaware...lists his parents as the people he admires most and is thankful for all they went through for his family to have a better life...his father, Aldo, served in the Sudanese



parliament and became the country's Minister of Transportation before moving to Egypt to avoid Sudan's civil war...while in Egypt, he was taught how to play basketball by former HEAT center Manute Bol...in 1993, his father was granted political asylum and moved the family to England, settling in Brixton, South London...at the age of 14, he moved to the United States to play basketball at Blair Academy in Blairstown, New Jersey where one of his teammates was Charlie Villanueva...created the Luol Deng Foundation, which is dedicated to assisting those in need by providing resources and creating opportunities for a better way of life, with hope, integrity and faith as values, the foundation's wellness, educational and recreational programs encourage and promote progress and improvement in his local community, in South Sudan and all over the world...is also active with Save the Children and Deki, which works to reduce poverty in the developing world through ethical microloans...partnered with Nike, Evelyn Grace Academy and Reforming Black Britain to launch flagship project, DENG Academy...DENG Academy provides a stepping stone for those in South London and surrounding areas with grass roots development techniques and works to create opportunities both on and off the court...DENG Academy has a structured player pathway model to ensure athletes progress through competing at a central venue in national leagues, as well as advancing Luol Deng Foundation

summer projects such as DENG Camp and DENG Girls, which is the UK's first female-only elite basketball program...the Academy also has a scholarship fund to place the most talented kids in USA high schools to follow in Luol's footsteps...In response to elite funding cuts to British Basketball, founded DENG Camp Top 50, an invite-only three-day camp for the most talented male athletes aged 19 and under all over the UK, handpicked through a panel of national and club team coaches...was part of the NBA's Basketball Without Borders tour to Africa in the summers of 2006, 2012, 2013 and 2015 and to Europe and Asia in 2007...serves as a spokesman for the World Food Programme and also the Nothing But Nets initiative, a grassroots effort to prevent malaria by delivering long-lasting insecticide-treated bed nets...has been involved with the "Lost Boys of Sudan" Chicago Chapter...created a PSA for ninemillion.org to raise funds for refugee children to get an education...co-funded the Chicago Housing Authority's Holiday Party purchasing 500 toys for underprivileged children for Christmas...made a personal donation to the holiday food drive benefitting the Greater Chicago Food Depository...hosted and underwrote the cost of a Thanksgiving dinner at the Pacific Garden Mission every season while in Chicago...was awarded the Chicago Bulls Charles Lubin Award in October 2006 for his dedication to community service...in his free time he likes to watch TV and movies, read, play video games, cook and travel...his favorite sport other than basketball is soccer and he's a fan of Arsenal FC...wears size 15 sneakers.

REGULAR SEASON CAREER HIGHS:

MINS:.....55:38, vs. New Orleans (12-2-13)
FGM:.....18, vs. Portland (3-26-07)
FGA:.....27, two times (last: vs. New Orleans, 12-2-13)
3-PT FGM:.....6, vs. Boston (2-16-12)
3-PT FGA:.....9, two times (last: at Dallas, 11-9-14)
FTM:.....11, three times (last: vs. Detroit, 3-31-13)
FTA:.....17, vs. Detroit (3-31-13)
OR:.....7, four times (last: vs. Atlanta, 1-4-14)
DR:.....13, three times (last: at Boston, 1-13-12)
TOT:.....20, vs. Milwaukee (11-3-09)
AST:.....11, two times (last: at Cleveland, 11-30-13)
STL:.....6, vs. Orlando (2-26-07)
TO:.....8, vs. Atlanta (2-28-15)
BLK:.....4, four times (last: vs. Indiana, 2-24-10)
PTS:.....40, vs. Portland (11-1-10)

POSTSEASON CAREER HIGHS:

MINS:.....56:45, vs. Brooklyn (4-27-13)
FGM:.....14, vs. Miami (4-21-07)
FGA:.....23, vs. Brooklyn (4-25-13)
3-PT FGM:.....4, two times (last: vs. Philadelphia, 5-8-12)
3-PT FGA:.....7, vs. Miami (5-18-11)
FTM:.....8, two times (last: at Cleveland, 4-27-10)
FTA:.....11, at Cleveland (4-27-10)
OR:.....6, vs. Detroit (5-13-07)
DR:.....14, at Philadelphia (5-10-12)
TOT:.....17, at Philadelphia (5-10-12)
AST:.....7, vs. Indiana (4-26-11)
STL:.....5, at Atlanta (5-12-11)
TO:.....5, at Miami (4-27-07)
BLK:.....3, at Philadelphia (5-4-12)
PTS:.....33, vs. Miami (4-21-07)

NBA REGULAR SEASON

Year Team	G-GS	MIN	FGM-FGA	PCT	3FG-3FGA	PCT	FT-FTA	PCT	OFF-DEF-TOT	AST	PF-DQ	STL	TO	BS	PTS	AVG
04-05 CHI	61-45	1663	280-645	.434	31-117	.265	120-162	.741	92-230-322	135	98-0	48	118	27	711	11.7
05-06 CHI	78-56	2604	442-954	.463	21-78	.269	207-276	.750	127-389-516	147	128-1	72	105	50	1112	14.3
06-07 CHI	82-82	3071	630-1218	.517	1-7	.143	279-359	.777	148-431-579	204	167-1	97	153	48	1540	18.8
07-08 CHI	63-59	2128	429-896	.479	8-22	.364	204-265	.770	136-258-394	155	117-1	57	120	29	1070	17.0
08-09 CHI	49-46	1665	265-591	.448	8-20	.400	152-191	.796	80-215-295	94	85-1	60	72	25	690	14.1
09-10 CHI	70-69	2651	473-1014	.466	32-83	.386	252-330	.764	131-381-512	143	129-0	66	134	61	1230	17.6
10-11 CHI	82-82	3208	531-1155	.460	115-333	.345	253-336	.753	116-360-476	230	162-0	78	156	48	1430	17.4
11-12 CHI	54-54	2129	311-755	.412	79-215	.367	127-165	.770	77-273-350	157	101-0	56	96	36	828	15.3
12-13 CHI	75-75	2903	466-1093	.426	75-233	.322	230-282	.816	162-314-476	222	105-0	81	144	32	1237	16.5
13-14 CHI/CLE	63-63	2213	371-860	.431	57-189	.302	212-268	.791	99-262-361	183	111-0	62	114	9	1011	16.0
14-15 Miami	72-72	2421	369-787	.469	78-220	.355	191-251	.761	103-273-376	139	109-0	65	108	22	1007	14.0
TOTALS	749-703	26655	4567-9968	.458	505-1517	.333	2227-2885	.772	1271-3386-4657	1809	1292-4	742	1320	387	11866	15.8

NBA PLAYOFFS

Year Team	G-GS	MIN	FGM-FGA	PCT	3FG-3FGA	PCT	FT-FTA	PCT	OFF-DEF-TOT	AST	PF-DQ	STL	TO	BS	PTS	AVG
05-06 CHI	6-0	180	24-56	.429	1-5	.200	12-21	.571	8-21-29	3	13-0	5	5	4	61	10.2
06-07 CHI	10-10	410	88-168	.524	0-1	.000	46-57	.807	30-57-87	24	22-0	10	23	7	222	22.2
09-10 CHI	5-5	203	37-80	.463	1-12	.083	19-26	.731	8-17-25	7	15-0	6	3	4	94	18.8
10-11 CHI	16-16	687	98-230	.426	22-68	.324	52-62	.839	27-79-106	43	40-0	24	26	10	270	16.9
11-12 CHI	6-6	228	36-79	.456	8-22	.364	4-7	.571	8-42-50	9	10-0	5	10	9	84	14.0
12-13 CHI	5-5	224	32-84	.381	1-18	.056	4-10	.400	5-33-38	19	12-0	5	12	3	69	13.8
TOTALS	48-42	1931	315-697	.452	33-126	.262	137-183	.749	86-249-335	105	112-0	55	79	37	800	16.7

NBA ALL-STAR GAME

Year Team	G-GS	MIN	FGM-FGA	PCT	3FG-3FGA	PCT	FTM-FTA	PCT	OFF-DEF-TOT	AST	PF-DQ	STL	TO	BLK	PTS	PPG
11-12 CHI	1-0	6	0-2	.000	0-0	.000	0-0	.000	0-0-0	1	0-0	0	0	0	0	0.0
12-13 CHI	1-0	17	4-10	.400	1-5	.200	1-1	1.000	0-2-2	1	0-0	0	2	0	10	10.0
TOTALS	2-0	23	4-12	.333	1-5	.200	1-1	1.000	0-2-2	2	0-0	0	2	0	10	5.0

GUARD



MIAMI
HEAT

GORAN DRAGIC 7





HEIGHT:
6'3"

WEIGHT:
190

YEARS PRO:
7

BIRTHDATE:
5/6/86
(Ljubljana, Slovenia)

CLUB:
Union Olimpija
(Slovenia)

7
GUARD

GORAN DRAGIC

CAREER TRANSACTIONS:

Selected by the San Antonio Spurs in the second round (45th overall) of the 2008 NBA Draft...draft rights were traded from San Antonio to the Phoenix Suns in exchange for the draft rights to Malik Hairston (48th overall), a 2009 second-round pick and cash considerations on June 26, 2008...signed by the Suns on Sept. 22, 2008 after reaching a buyout with Spanish team Tau Ceramica and receiving his official release...traded along with a first-round draft pick to the Houston Rockets for Aaron Brooks on Feb. 24, 2011...signed as a free agent by the Suns on July 19, 2012...was acquired by the HEAT on Feb. 19, 2015 along with Zoran Dragic in a three-team trade involving the Suns and the New Orleans Pelicans in which Miami sent Norris Cole, Justin Hamilton and Shawne Williams to New Orleans and Phoenix received Danny Granger and a pair of first-round draft picks from Miami and John Salmons from New Orleans...re-signed with the HEAT on July 9, 2015.

PROFESSIONAL CAREER:

Has appeared in 502 NBA regular season games (266 starts) during his seven-year career and has averaged 12.2 points, 4.5 assists, 2.7 rebounds and 26.0 minutes while shooting 47 percent from the floor, 36.1 percent from three-point range and 75.1 percent from the foul line...has missed 23 games due to injury/illness, 30 as a DNP-CD and one while in transit after being traded...was an All-NBA Third Team selection once...captured the NBA Most Improved Player Award once...has been selected the NBA Western Conference Player of the Week twice...has scored in double figures on 299 occasions, including 95 games with at least 20 points, 13 games with 30-or-more points and one 40-point performance...his career high for consecutive double-figure scoring games is 29 (Feb. 23-Nov. 4, 2014)...his longest streak of consecutive 20-point games is seven (Jan. 27-Feb. 8, 2014)...has averaged double figures in scoring in each of his last four seasons...has grabbed double-figure rebounds on five occasions and handed out double-figure assists 44 times...has posted 44 double-doubles and one triple-double...his longest streak of consecutive games handing out double-figure assists and his longest streak of consecutive double-doubles is five and both occurred from Mar. 16-24, 2013...his career high for most consecutive field goal attempts made is nine (Feb. 23, 2014) and his career-high for consecutive free throws made is 26 (Feb. 23-Mar. 4, 2015)...his career high for most free throws made in a game without a miss is 11 and it has occurred twice (at Houston on Apr. 13, 2012 and at the L.A. Lakers on Dec. 10, 2013)...his longest stretch of consecutive games with a

three-point field goal made is 13 (Jan. 22-Feb. 19, 2014)...has 139 multi-trey games...has recorded 143 multi-steal games and 11 multi-block performances...his longest stretch of consecutive games with a steal is 15 (Mar. 4-30, 2012) and his longest stretch of consecutive games with multiple steals is 10 (Nov. 9-27, 2012)...his high for most assists in a game without a turnover is 13 (at Orlando, Nov. 24, 2013)...has appeared in 16 NBA playoff games (no starts) and has averaged 7.6 points, 2.3 assists, 1.8 rebounds and 14.8 minutes while shooting 43 percent from the floor, 32.5 percent from three-point range and 74.2 percent from the foul line...has scored in double figures on five occasions in postseason play, including one 20-point performance.

2014-15 SEASON:

Split the season between the HEAT and the Phoenix Suns...started all 78 games in which he appeared and averaged 16.3 points (.501 FG%, .774 FT%), 4.5 assists, 3.5 rebounds, 1.00 steals and 33.8 minutes...missed a total of six games, two officially due to injury (Dec. 14-15 with a low back strain), one while in route after being traded and three that were officially listed as DNP-CDs although he dressed for two of them (Mar. 7-9) despite being injured with a lower back contusion...led all guards and ranked 19th overall in the NBA in field goal percentage and also ranked among NBA leaders in minutes per game (29th), assists per game (31st) and scoring average (39th)...set a single-season career high in offensive (81), defensive (193) and total (274) rebounds...scored in double figures 68 times, including 27 games with at least 20 points and one 30-point performance...handed out double-figure assists three times and grabbed double-figure rebounds once...recorded four double-doubles...appeared in 26 games with the HEAT and averaged 16.6 points (.502 FG%, .808 FT%), 5.3 assists, 3.4 rebounds, 1.08 steals and 34.8 minutes...topped the HEAT in scoring four times, in assists 17 times, in minutes 10 times, in steals on eight occasions and in blocks twice...appeared in 52 games with the Suns and averaged 16.2 points (.501 FG%, .746 FT%), 4.1 assists, 3.6 rebounds, 0.96 steals and 33.4 minutes...topped the Suns in scoring 11 times, in assists 16 times, in steals on 12 occasions, in rebounds three times and in blocks once...hit a career-high 26 consecutive free throw attempts from Feb. 23-Mar. 4...scored his 6,000th career point vs. San Antonio on Mar. 31...scored his 5,000th career point at the L.A. Clippers on Nov. 14...handed out his 2,000th career assist at Houston on Dec. 6...hit his 1,000th career free throw vs. Indiana on Dec. 2...hit his 500th career three-point field goal and recorded his 500th career steal vs. the L.A. Lakers on Mar. 4...played his 500th career game vs. Chicago on Apr. 9...grabbed a career-high five offensive rebounds vs. Denver on Mar. 20...**Season Highs:** 34 points (vs. Indiana, Dec. 2), 13 assists (at Dallas, Dec. 5), 10 rebounds (vs. Philadelphia, Jan. 2), four steals (vs. Indiana, Dec. 2), two blocks (vs. Chicago, Jan. 30) and 46:19 minutes (vs. Sacramento, Nov. 7).

2013-14 SEASON:

Appeared in 76 games (75 starts) for the Suns and averaged 20.3 points (.505 FG%, .760 FT%), 5.9 assists, 3.2 rebounds, 1.37 steals and 35.1 minutes...missed six games due to injury...sat out five games (Nov. 5-8, Apr. 11, Apr. 16) due to a sprained left ankle and one (Feb. 26) with a sprained right ankle...earned All-NBA Third Team honors and was named the NBA Most Improved Player...was named the Western Conference Player of the Week for the Week ending Feb. 2...finished 16th in the voting for NBA MVP...ranked among the NBA leaders in fast break points per game (tied-6th), three-point field goal percentage (15th), free throw attempts per game (tied-16th), scoring average (18th), assists per game (18th), field goal percentage (26th), steals per game (28th) and minutes per game (29th)...became just the fourth player in NBA history

to exceed 20.0 points, 5.0 assists, 50.0 FG% and 40.0 3-PT FG% in a single-season joining LeBron James (2012-13), Jeff Hornacek (1991-92) and Larry Bird (1984-85, 1986-87, 1987-88)...set single-season career highs in points, scoring average, field goals made and attempted, field goal percentage, three-point field goals made and attempted, three-point field goal percentage, free throws made and attempted and minutes...led the Suns in points, scoring average, field goals made and attempted, field goal percentage, three-point field goal percentage, free throws made and attempted, assists and minutes...topped the Suns in scoring a team-high 30 times, in assists a team-high 51 times, in steals on 22 occasions, in blocks six times and in rebounds three times...scored in double figures 73 times, including 37 games with at least 20 points, nine games with 30-or-more points and his lone 40-point performance (all of which are single-season career highs)...scored at least 20 points in a career-high seven consecutive games from Jan. 27-Feb. 8...handed out double-figure assists six times and grabbed double-figure rebounds once...amassed seven double-doubles...had a career-high 39 multi-trey games...scored his 4,000th career point vs. Dallas on Jan. 17...grabbed his 1,000th career rebound vs. Boston on Feb. 19...played in his 400th career game vs. Houston on Feb. 23...scored a career-high 40 points vs. New Orleans on Feb. 28...connected on a career-high 14 field goals on Feb. 23 vs. Houston and matched that total two games later vs. New Orleans on Feb. 28...**Season Highs:** 40 points (vs. New Orleans, Feb. 28), 14 assists (at Denver, Feb. 18), 10 rebounds (vs. L.A. Lakers, Jan. 15), five steals (twice), three blocks (at New Orleans, Apr. 9) and 47:54 minutes (at New York, Jan. 13).

2012-13 SEASON:

Started all 77 games in which he saw action for the Suns and averaged 14.7 points (.443 FG%, .748 FT%), 7.4 assists, 3.1 rebounds, 1.61 steals and 33.5 minutes...sat out three games due to injury and was a DNP-CD for two games (Mar. 27-28) to rest...missed one game (Dec. 9) due to the flu, one game (Dec. 28) due to a hip contusion and one game (Apr. 17) with a right ankle injury...set single-season career highs in assists, steals and blocks...ranked among the NBA leaders in assists (8th), steals (17th) and assists-to-turnover ratio (20th)...led the Suns in points, scoring average, three-point field goals attempted, free throws made and attempted, assists, steals, minutes and starts...joined LeBron James, Stephen Curry and Kemba Walker as the only four players in the NBA to lead their team in points, assists and steals in 2012-13...topped the Suns in points a team-high 18 times, in assists a team-high 59 times, in steals a team-high 29 occasions, in blocks eight times and in rebounds twice...scored in double figures 65 times, including 15 games with at least 20 points and a pair of 30-point performances...handed out double-figure assists a career-high 20 times and recorded a career-high 19 double-doubles...had a career-high 38 multi-steal games...amassed multiple steals in a career-high 10 consecutive games from Nov. 9-27...scored his 3,000th career point vs. Atlanta on Mar. 1...hit his 1,000th career field goal vs. Dallas on Feb. 1...played in his 300th career game at Minnesota on Dec. 29...handed out a career-high 18 assists at Portland on Feb. 19...made the first career game-winner, a two-foot layup with 0.5 seconds left vs. Memphis on Dec. 12...**Season Highs:** 32 points (vs. Golden State, Apr. 5), 18 assists (at Portland, Feb. 19), nine rebounds (vs. Brooklyn, Mar. 24), five steals (twice), three blocks (vs. Philadelphia, Jan. 2) and 43:34 minutes (at Memphis, Dec. 4).

2011-12 SEASON:

Appeared in all 66 games (28 starts) for the Houston Rockets and averaged 11.7 points (.462 FG%, .805 FT%), 5.3 assists, 2.5 rebounds, 1.29 steals and 26.5 minutes...was named NBA Western Conference Player of the Week for

7

GORAN DRAGIC

the week ending Apr. 8...ranked among the NBA leaders in assists per game (21st) and steals per game (27th)...led the Rockets in assists and steals and finished second in points and field goals made and attempted...joined Luis Scola as the only Rockets to play in all 66 games...topped the Rockets in scoring 12 times, in assists a team-high 35 times, in minutes on 10 occasions and in rebounds once...scored in double figures 39 times, including 13 games with at least 20 points...handed out double-figure assists nine times and recorded eight double-doubles...recorded a steal in a career-high 15 consecutive games from Mar. 4-30...scored his 2,000th career point at Portland on Apr. 9...made a career-high 13 free throws on Apr. 11 vs. Utah...**Season Highs:** 26 points (at L.A. Lakers, Apr. 12), 14 assists (at L.A. Clippers, Mar. 17), seven rebounds (vs. L.A. Lakers, Mar. 20), four steals (four times), one block (10 times) and 47:40 minutes (vs. Dallas, Mar. 24).

2010-11 SEASON:

Split the season between the Phoenix Suns and Houston Rockets...saw action in 70 games (five starts) and averaged 7.5 points (.435 FG%, .624 FT%), 2.9 assists, 2.0 rebounds and 17.6 minutes...missed a total of eight games due to injury/illness...missed seven games (Jan. 30-Feb. 13) with a left foot injury and one game (Feb. 27) with flu-like symptoms...scored in double figures 23 times...grabbed double-figure rebounds on three occasions and handed out double-figure assists three times...posted five double-doubles and one triple-double...appeared in 48 games (two starts) with Phoenix and averaged 7.4 points (.421 FG%, .608 FT%), 3.1 assists, 1.8 rebounds and 17.8 minutes...finished third on the Suns in assists...led Phoenix in scoring and rebounds once each and in assists five times...appeared in 22 games (three starts) with Houston and averaged 7.7 points (.472 FG%, .667 FT%), 2.5 rebounds, 2.5 assists and 17.2 minutes...topped the Rockets in assists three times, in minutes twice and in rebounds once...recorded his lone career triple-double with 11



points, 11 rebounds and 11 assists in the season finale at Minnesota on Apr. 13...grabbed career highs in both defensive (9) and total (11) rebounds at Minnesota on Apr. 13...played a career-high 53 minutes vs. Dallas on Apr. 11...scored his 1,000th career point at Charlotte on Nov. 20...played in his 200th career game vs. Atlanta on Apr. 3...**Season Highs:** 17 points (twice), 11 rebounds (at Minnesota, Apr. 13), 11 assists (at Minnesota, Apr. 13), four steals (twice), two blocks (vs. L.A. Clippers, Apr. 9) and 53:00 minutes (vs. Dallas, Apr. 11).

2009-10 SEASON:

Appeared in 80 games (two starts) for the Suns and averaged 7.9 points (.452 FG%, .736 FT%), 3.0 assists, 2.1 rebounds and 18.0 minutes...missed two games (Mar. 4-6) due to a sprained right ankle...ranked 25th in the NBA in three-point field goal percentage...finished second on the team in assists...topped the Suns in scoring once, in steals 16 times and in assists five times...scored in double figures on 25 occasions, including three games with at least 20 points and one 30-point performance...handed out double-figure assists on three occasions and posted one double-double...**Season Highs:** 32 points (at Utah, Jan. 25), 10 assists (three times), seven rebounds (vs. New Orleans, Nov. 11), four steals (vs. Golden State, Jan. 23), one block (eight times) and 39:57 minutes (at Oklahoma City, Feb. 23).

2008-09 SEASON:

Saw action in 55 games (one start) for the Suns and averaged 4.5 points (.393 FG%, .769 FT%), 2.0 assists, 1.9 rebounds and 13.2 minutes...missed two games (Dec. 29-30) with flu-like symptoms and was a DNP-CD on 25 occasions...topped the Suns in steals five times, in assists twice and in blocks once...scored in double figures six times...made his NBA debut at San Antonio on Oct. 29 and was scoreless with two assists and one rebound in 14:03 of playing time...made his first NBA start at Sacramento on Nov. 14 and tallied five points, four assists, four rebounds and three steals in 30:22 of play...**Season Highs:** 14 points (at L.A. Lakers, Feb. 26), eight assists (at Minnesota, Apr. 11), five rebounds (twice), four steals (at Memphis, Apr. 10), one block (three times) and 30:22 minutes (at Sacramento, Nov. 14).

NBA PLAYOFFS:

2010: Came off the bench in all 16 games for the Suns and averaged 7.6 points (.430 FG%, .742 FT%), 2.3 assists, 1.8 rebounds and 14.8 minutes...was tied for second on the team in assists...scored in double figures on five occasions, including one 20-point performance...averaged 6.8 points (.419 FG%, .800 FT%), 2.0 assists, 1.2 rebounds and 14.8 minutes in the Opening Round vs. Portland...made his postseason debut on Apr. 18 vs. Portland and tallied six points, two assists and one rebound in 13:35 of action...averaged 9.0 points (.452 FG%, .500 FT%), 2.3 rebounds, 2.0 assists and 13.0 minutes in the Western Conference Semifinals vs. San Antonio...scored a postseason career-high 26 points (including 23 in the fourth quarter) in Game 3 in San Antonio on May 7...also set postseason career highs in field goals made (10) and attempted (13) and three-point field goals made (5) in the May 7 contest at San Antonio...averaged 7.5 points (.421 FG%, .800 FT%), 2.7 assists, 2.2 rebounds and 15.8 minutes in the Western Conference Finals vs. the L.A. Lakers...handed out a postseason career-high eight assists in Game 4 vs. the Lakers on May 25.

HONORS:

2013-14: Earned All-NBA Third Team honors and captured the NBA's Most Improved Player Award...was named the NBA Western Conference Player of the Week for the week

ending Feb. 2...participated in the Skills Competition at All-Star Weekend...**2011-12:** Was named Western Conference Player of the Week for the week ending Apr. 8.

INTERNATIONAL:

National Team: Member of the Slovenian National Team since 2006...averaged team highs of 16.0 points (ranked 11th in competition) and 4.3 assists (9th in competition) while shooting 55.4% from the field (8th in competition) at the 2014 FIBA Basketball World Cup in Spain leading Slovenia to a 5-2 record and a quarterfinals appearance before falling to the United States...named to the EuroBasket 2013 All-Tournament Team after leading the host nation to a 7-4 record and fifth-place finish, the nation's second-best finish at the European championships...ranked fifth in the competition in scoring (15.8 ppg) and third in assists (4.5 apg)...participated in EuroBasket 2011 in Lithuania, the 2010 FIBA World Championships in Turkey, EuroBasket 2009 in Poland, EuroBasket 2007 in Spain and the 2006 FIBA World Championships in Japan...was a member of the nation's U-20 National Team in 2004 and 2005...**Professional:** Signed to play in Spain with Caja Laboral in 2011-12 during the NBA lockout...came to the NBA after a four-year professional career in top leagues in his native Slovenia and abroad...played three seasons in the Slovenian League with Slovan (2004-05 and 2005-06) and Union Olimpija (2007-08) and averaged 9.7 points (.543 FG%, .766 FT%), 3.0 rebounds, 2.3 assists and 22.4 minutes in 82 games and averaged 9.6 points (.405 FG%, .824 FT%), 2.7 rebounds, 2.2 assists and 22.4 minutes with the same teams in 81 games during the same seasons in the Adriatic League...helped lead Union Olimpija to both the Slovenian League championship and the Slovenian Cup...was a 2008 Adriatic League All-Star and a 2006 Slovenian League All-Star...made his professional debut with Ilirija in the Slovenian minor leagues before being promoted to Slovenia's top league with Slovan in 2004-05...was the 2005 Slovenian League Newcomer of the Year...played one season (2006-07) with Murcia in the Spanish League and averaged 4.6 points (.378 FG%, .657 FT%), 1.9 rebounds, 1.7 assists and 15.9 minutes in 27 games.

PERSONAL:

Full name is Goran Dragic...nicknames are "Gogi" which is short for Goran in Slovenia and "The Dragon" which was given to him as a rookie by Steve Nash...is the son of Marinko and Mojca Dragic...has one brother, Zoran, who he played with on both the Suns and the HEAT...married his wife, Maja, in 2013 in Slovenia and the couple has a son (Mateo) and a daughter (Victoria)...speaks fluent Slovenian, Serbian, Spanish and English...received the Apple of Inspiration award by Slovenian President Borut Pahor in the summer of 2014 in recognition of his humanitarianism and success...serves as an ambassador for City of Hope, the world-renowned medical research and treatment center, and donated the Kia he received for winning the 2013-14 NBA Most Improved Player Award to the foundation...along with his brother, Zoran, launched a partnership with Blessings in a Backpack in November of 2014 to provide ready-to-eat food for 125 students at Cesar Chavez Community Center in Phoenix, the program mobilizes communities, individuals and resources to provide food on the weekends for elementary school children across America who might otherwise go hungry...lists former teammate Steve Nash as someone he admires because of his basketball skills, the fact he's a role model for kids and also because he helped him a lot when Goran came to the NBA...would wake up at 3 am as a kid to watch NBA games in Slovenia which would be shown at 4 am...lists Michael Jordan, Allen Iverson and Steve Nash as some of his favorite players growing up, but his basketball heroes were Vlade Divac and Drazen Petrovic...

when his playing career is over he would like to stay involved in basketball as either a coach or agent...his favorite sport other than basketball is soccer and he lists Real Madrid and AC Milan as his favorite teams...grew up playing soccer in Slovenia but an injury forced him to switch sports at age 11...enjoys watching movies and playing soccer and table tennis in his free time...his first

7 **GORAN DRAGIC**

job was as a forklift operator in his mother's book factory...says something most people don't know about him is that he loves dogs...wears size 12.5 sneakers.



REGULAR SEASON CAREER HIGHS:

MINS: 53:00, vs. Dallas (4-11-11)
FGM: 14, two times (last: vs. New Orleans, 2-28-14)
FGA: 22, two times (last: at New York, 1-13-14)
3-PT FGM: 6, two times (last: vs. Golden State, 2-8-14)
3-PT FGA: 9, vs. New York (3-28-14)
FTM: 13, vs. Utah (4-11-12)
FTA: 14, two times, (last: vs. L.A. Clippers, 1-24-13)
OR: 5, vs. Denver (3-20-15)
DR: 9, at Minnesota (4-13-11)
TOT: 11, at Minnesota (4-13-11)
AST: 18, at Portland (2-19-13)
STL: 5, four times (last: vs. Memphis (4-14-14)
TO: 7, three times (last: at Golden State, 1-31-15)
BLK: 3, two times (last: at New Orleans, 4-19-14)
PTS: 40, vs. New Orleans (2-28-14)

POSTSEASON CAREER HIGHS:

MINS: 20:28, at L.A. Lakers (5-17-10)
FGM: 10, at San Antonio (5-7-10)
FGA: 13, at San Antonio (5-7-10)
3-PT FGM: 5, at San Antonio (3-7-10)
3-PT FGA: 5, two times (last: at San Antonio, 5-7-10)
FTM: 5, vs. Portland (4-26-10)
FTA: 6, vs. Portland (4-26-10)
OR: 2, vs. San Antonio (5-5-10)
DR: 3, two times (last: vs. L.A. Lakers, 5-25-10)
TOT: 4, three times (last: vs. L.A. Lakers, 5-25-10)
AST: 8, vs. L.A. Lakers (5-25-10)
STL: 1, four times (last: vs. L.A. Lakers, 5-23-10)
TO: 2, seven times (last: vs. L.A. Lakers, 5-29-10)
BLK: 1, at San Antonio (5-7-10)
PTS: 26, at San Antonio (5-7-10)

NBA REGULAR SEASON

Year Team	G-GS	MIN	FGM-FGA	PCT	3FG-3FGA	PCT	FT-FTA	PCT	OFF-DEF-TOT	AST	PF-DQ	STL	TO	BS	PTS	AVG
08-09 PHO	55-1	728	88-224	.393	20-54	.370	50-65	.769	33-70-103	111	87-0	29	73	3	246	4.5
09-10 PHO	80-2	1442	222-491	.452	74-188	.394	117-159	.736	38-133-171	241	131-0	48	126	8	635	7.9
10-11 PHO/HOU	70-5	1234	192-441	.435	56-155	.361	83-133	.624	36-106-142	204	125-0	50	117	10	523	7.5
11-12 HOU	66-28	1752	277-600	.462	68-202	.337	153-190	.805	53-115-168	351	166-1	85	157	10	775	11.7
12-13 PHO	77-77	2581	401-906	.443	88-276	.319	244-326	.748	60-178-238	569	214-1	124	212	26	1134	14.7
13-14 PHO	76-75	2668	552-1093	.505	122-299	.408	316-416	.760	69-176-245	447	206-1	104	213	22	1542	20.3
14-15 PHO/Miami	78-78	2640	502-1002	.501	90-259	.347	181-234	.774	81-193-274	350	195-2	78	173	15	1275	16.3
TOTALS	502-266	13046	2234-4757	.470	518-1433	.361	1144-1523	.751	370-971-1341	2273	1124-5	518	1071	94	6130	12.2

NBA PLAYOFFS

Year Team	G-GS	MIN	FGM-FGA	PCT	3FG-3FGA	PCT	FT-FTA	PCT	OFF-DEF-TOT	AST	PF-DQ	STL	TO	BS	PTS	AVG
09-10 PHO	16-0	237	43-100	.430	13-40	.325	23-31	.742	10-19-29	36	18-0	4	16	1	122	7.6
TOTALS	16-0	237	43-100	.430	13-40	.325	23-31	.742	10-19-29	36	18-0	4	16	1	122	7.6

32 JAMES ENNIS

FORWARD



CAREER TRANSACTIONS:

Was selected in the second round (50th overall) of the 2013 NBA Draft by the Atlanta Hawks...draft rights were traded from Atlanta to the Miami HEAT for a future second-round draft pick on June 27, 2013...signed with the Perth Wildcats of the Australian Basketball League on Aug. 10, 2013...signed with Piratas de Quebradillas of the Puerto Rican National Superior Basketball League on Feb. 14, 2014...signed by the HEAT on July 15, 2014.

2014-15 SEASON:

Appeared in 62 games (three starts) for the HEAT and averaged 5.0 points (.409 FG%, .840 FT%), 2.8 rebounds, 0.8 assists and 17.0 minutes...officially missed one game due to injury (Feb. 11 at Cleveland with a right knee sprain and illness) and was a DNP-CD on 19 occasions including one (Feb. 9 vs. New York with a right knee sprain) where he dressed despite being injured...ranked second among rookies in the NBA in free throw percentage and 18th in rebounds per game...topped the HEAT in blocks five times, in rebounds four times, in steals twice and in minutes and assists once each...was Miami's leading scorer off the bench on 10 occasions and also led the HEAT reserves in rebounds 17 times, in steals 10 times, in blocks on nine occasions, in minutes eight times and in assists five times...scored in double figures on eight occasions...grabbed double-figure rebounds once and posted one double-double...made a season-high 17 consecutive free throw attempts from Dec. 5-21, tied for the fourth longest streak on the HEAT in 2014-15...became one of only 18 players in franchise history to play all 48 minutes in a non-overtime game for the HEAT in the season finale at Philadelphia on Apr. 15...in addition to setting a career high in minutes played at Philadelphia he also set career highs in field goals made (7) and attempted (20), three-point field goals attempted (7), assists (6) and defensive (9) and total (12) rebounds and tied his career high in points (17)...made his NBA debut vs. Washington on Oct. 29 and



HEIGHT:
6'7"

WEIGHT:
210

YEARS PRO:
1

BIRTHDATE:
7/1/90
(Ventura, CA)

HIGH SCHOOL:
Ventura
(Ventura, CA)

COLLEGE:
Long Beach State

32 FORWARD

JAMES ENNIS

tallied five points and two rebounds in 14:40 of playing time...made his first NBA start at Atlanta on Nov. 14...**Season Highs:** 17 points (twice), 12 rebounds (at Philadelphia, Apr. 15), six assists (at Philadelphia, Apr. 15), two steals (three times), two blocks (three times) and 48:00 minutes (at Philadelphia, Apr. 15).

2013-14 SEASON:

Split the season between the Perth Wildcats of the Australian Basketball League and Piratas de Quebradillas of the Puerto Rican National Superior Basketball League...appeared in 33 games (32 starts) with the Perth Wildcats and averaged 21.2 points (.466 FG%, .770 FT%), 7.2 rebounds, 2.1 assists, 1.42 steals and 31.7 minutes...was named the Australiabasket.com All-Australian NBL Player of the Year,



Forward of the Year, Import Player of the Year, First Team and All-Imports Team...earned the Gordon Ellis Medal, the team's MVP honor...finished third in the league's MVP voting...was named Player of the Month for October...team won the 2014 Australian Basketball League Championship...appeared in 12 games (all starts) with Piratas de Quebradillas of the Puerto Rican National Superior Basketball League and averaged 16.6 points (.470 FG%, .762 FT%), 8.3 rebounds, 2.5 assists, 1.75 steals, 1.00 blocks and 33.6 minutes.

COLLEGE:

Played two seasons at Long Beach State after spending his freshman year at Oxnard College, a junior college in Oxnard, CA and his sophomore year at Ventura College, a junior college in Ventura, CA...appeared in 67 career games (66 starts) at Long Beach State and averaged 13.2 points (.493 FG%, .788 FT%), 5.4 rebounds, 2.4 assists, 1.67 steals, 1.03 blocks and 31.0 minutes...despite playing just two seasons for the 49ers, he finished fifth all-time in free throw percentage, fifth in blocks (69) and ninth in rebounds (582)...as a senior, he appeared in 33 games (32 starts) and averaged 16.5 points (.491 FG%, .834 FT%), 6.7 rebounds, 2.1 assists, 1.76 steals, 1.30 blocks and 33.1 minutes...was named the Big West Conference Player of the Year and an AP honorable mention All-American...earned All-Big West Conference First Team honors...named a Lou Henson All-American...was a finalist for the Lou Henson Award, given annually to the top mid-major player...helped lead the team to the Big West Conference regular season title...led the team in scoring average and rebounds per game...among Big West leaders in conference play, he ranked first in steals per game (2.27), third in free throw percentage (.851), fourth in blocks per game (1.22), fifth in scoring average (17.3), seventh in field goal percentage (.540), eighth in minutes per game (33.3) and ninth in rebounds per game (6.3)...scored in double figures in each of his 33 games played with nine 20-point games...as a junior, started all 34 games in which he appeared and averaged 10.0 points (.498 FG%, .711 FT%), 4.1 rebounds, 2.6 assists, 1.59 steals and 29.0 minutes...was an All-Big West Conference honorable mention...led team in blocks...as a sophomore at Ventura College, appeared in 27 games and averaged 20.3 points (.585 FG%, .795 FT%), 7.8 rebounds, 5.0 assists, 1.59 steals and 1.04 blocks...named All-California Community College Athletic Association First Team...named to the All-Western State Conference First Team...was named Western State Conference Player of the Week five times...led team in points (549), assists (134), steals (43), blocks (28), field goals made (308) and free throws made (159)...as a freshman at Oxnard College, averaged 19.0 points and 7.7 rebounds...named to the All-Western State Conference First Team.

PERSONAL:

Full name is James Alfred Ennis, III...earned the nickname "Ennis the Menace" in college...parents are Denise Taylor and James Ennis...has two brothers (Jamar Ennis and Jammal Ennis) and three sisters (Dorthra Ennis,



Demetra Ennis and Katona Ennis)...his cousin Lorenzo Booker was drafted by the Miami Dolphins in the third round of the 2007 NFL Draft and played running back for the Dolphins, Eagles and Vikings during his NFL career...majored in African Studies...won the Western State Conference and Southern California Regional championships in the high jump, clearing 6'11"...when his playing career is over he would like to coach and start his own travel team...in his free time he enjoys spending time with his brothers...played soccer growing up as a kid and used to enjoy skateboarding and rollerblading...wears size 13 sneakers.

REGULAR SEASON CAREER HIGHS:

MINS: 48:00, at Philadelphia (4-15-15)
FGM: 7, at Philadelphia (4-15-15)
FGA: 20, at Philadelphia (4-15-15)
3-PT FGM: 3, vs. Dallas (1-30-15)
3-PT FGA: 7, at Philadelphia (4-15-15)
FTM: 6, vs. Boston (12-21-14)
FTA: 6, four times (last: vs. Detroit, 3-29-15)
OR: 3, six times (last: at Philadelphia, 4-15-15)
DR: 9, at Philadelphia (4-15-15)
TOT: 12, at Philadelphia (4-15-15)
AST: 6, at Philadelphia (4-15-15)
STL: 2, three times (last: at Phoenix, 12-9-14)
TO: 4, three times (last: at Philadelphia, 4-15-15)
BLK: 2, three times (last: at Boston, 3-25-15)
PTS: 17, two times (last: at Philadelphia, 4-15-15)

NBA REGULAR SEASON

SEASON	G-GS	MIN	FGM-FGA	PCT	3FG-3FGA	PCT	FT-FTA	PCT	OFF-DEF-TOT	AST	PF-DQ	STL	TO	BS	PTS	AVG
14-15 Miami	62-3	1051	101-247	.409	31-95	.326	79-94	.840	51-125-176	48	89-0	25	39	17	312	5.0
TOTALS	62-3	1051	101-247	.409	31-95	.326	79-94	.840	51-125-176	48	89-0	25	39	17	312	5.0

GUARD



MIAMI
HEAT

GERALD GREEN 14





HEIGHT:
6'7"

WEIGHT:
205

YEARS PRO:
8

BIRTHDATE:
1/26/86
(Houston, TX)

HIGH SCHOOL:
Gulf Shores
Academy
(Houston, TX)

14
GUARD

GERALD GREEN

CAREER TRANSACTIONS:

Selected by the Boston Celtics in the first round (18th overall) of the 2005 NBA Draft...was assigned by the Celtics to the D-League's Fayetteville Patriots on Jan. 6, 2006...was re-called from Fayetteville on Feb. 3, 2006...was assigned by the Celtics to the D-League's Florida Flame on Feb. 16, 2006...was re-called from the Florida Flame on Feb. 21, 2006...traded to the Minnesota Timberwolves with Al Jefferson, Ryan Gomes, Theo Ratliff, Sebastian Telfair and two future first-round draft picks in exchange for Kevin Garnett on July 31, 2007...traded to the Houston Rockets on Feb. 21, 2008 in exchange for Kirk Snyder and a future second-round draft pick...waived by Houston on Mar. 8, 2008...signed as a free agent by the Dallas Mavericks on July 3, 2008...signed with Lokomotiv Kuban of the Russian Professional Basketball League on Dec. 10, 2009...waived by Lokomotiv Kuban in June 2010...signed with Krasnie Krylya Samara of the Russian Professional Basketball League for the 2010-11 season...signed with the Foshan Dralions of the Chinese Basketball Association on Oct. 25, 2011...waived by Foshan on Dec. 2, 2011...signed as a free agent by the Los Angeles Lakers on Dec. 13, 2011...waived by the Lakers on Dec. 22, 2011...signed with the Los Angeles D-Fenders of the NBA D-League on Dec. 28, 2011...signed by the New Jersey Nets to a 10-day contract on Feb. 27, 2012...signed a second 10-day contract with New Jersey on Mar. 8, 2012...signed by New Jersey for the remainder of the season on Mar. 18, 2012...signed as a free agent by the Indiana Pacers on July 12, 2012...traded to the Phoenix Suns on July 27, 2013 with Miles Plumlee and a first-round draft pick in exchange for Luis Scola and cash considerations...signed by the HEAT as a free agent on July 9, 2015.

PROFESSIONAL CAREER:

Has appeared in 428 regular season games (102 starts) during his eight-year NBA career and has averaged 10.2 points, 2.5 rebounds, 1.0 assists and 19.9 minutes while shooting 42.5 percent from the floor, 36.8 percent from three-point range and 81.8 from the foul line...has missed five games due to injury, 81 as a DNP-CD, 52 as a healthy scratch on the inactive list, 15 while on assignment to the D-League and one game while en route after being traded...participated in the NBA Slam Dunk contest at All-Star Weekend on three occasions and captured the title in 2007...has scored in double figures on 191 occasions (117 off the bench), including 62 games (36 off the bench) with at least 20 points, nine games with at least 30 points and one 40-point performance...his longest streak of consecutive games scoring in double figures is 15

(Feb. 5-Mar. 10, 2014) and his longest stretch of consecutive 20-point games is four (Apr. 4-11, 2014)...has grabbed double-figure rebounds once and posted one double-double...has averaged double figures in scoring four times in his career, including each of the last two years and three of the past four seasons...has shot at least 80 percent from the foul line in six of his eight seasons, including each of the last three...has 156 multi-trey games...his longest streak of consecutive games with a three-point field goal made is 24 (Nov. 21, 2014-Jan. 4, 2015)...has 54 multi-steal games and 25 multi-block games...his career high for most consecutive games with a steal is nine (Jan. 13-29, 2014)...his career high for most consecutive games played is 131 (Apr. 14, 2013-Jan. 28, 2015)...his career high for consecutive starts is 34 (Jan. 2-Mar. 12, 2014)...has appeared in 15 postseason games (0 starts) and has averaged 4.4 points, 0.9 rebounds and 8.7 minutes while shooting 39.1 percent from the field, 31.6 percent from three-point range and 66.7 percent from the foul line...has scored in double figures three times in postseason play...has appeared in 31 NBA D-League games (18 starts) and has averaged 17.0 points, 4.7 rebounds, 1.6 assists and 29.0 minutes while shooting 46.9 percent from the floor, 45.8 percent from three-point range and 80.8 percent from the foul line...has scored in double figures 18 times in D-League play, including 12 games with at least 20 points and five 30-point efforts...has also grabbed double-figure rebounds once in the D-League and posted one double-double...was the MVP of the one D-League All-Star Game in which he appeared.

2014-15 SEASON:

Appeared in 74 games (four starts) for the Suns and averaged 11.9 points (.416 FG%, .825 FT%), 2.5 rebounds, 1.2 assists and 19.5 minutes while shooting 35.4 percent from three-point range...did not miss any games due to injury but was a DNP-CD on eight occasions...ranked fifth in the NBA with 26 games of at least 15 points off the bench and tied for fourth with 11 games of at least 20 points off the bench...led the team in three-point field goals made and attempted...topped the Suns in scoring 13 times, in steals nine times, in assists and blocks three times each and in rebounds twice...scored in double figures 45 times, including 11 games with at least 20 points and one 30-point effort...scored in double figures in 12 consecutive games from Nov. 19-Dec. 9, the second longest streak of his career...hit all five of his field goal attempts on Nov. 21 at Philadelphia, marking the most field goals he has made in a game in his career without a miss...recorded career highs in both free throws made (11) and attempted (12) on Nov. 12 vs. Brooklyn and also set the Suns' season-high for points in a quarter with 18 in the second quarter...tied his career high with six assists on Feb. 20 at Minnesota...scored his 4,000th career point on Jan. 7 vs. Minnesota...played in his 400th career game on Jan. 25 vs. the Los Angeles Clippers...**Season Highs:** 30 points (at Dallas, Apr. 8), eight rebounds (vs. Milwaukee, Dec. 15), six assists (at Minnesota, Feb. 20), five steals (at Utah, Nov. 1), one block (12 times) and 39:34 minutes (vs. Milwaukee, Dec. 15).

2013-14 SEASON:

Saw action in all 82 games (48 starts) for the Suns and averaged 15.8 points (.445 FG%, .848 FT%), 3.4 rebounds, 1.5 assists and 28.4 minutes while shooting 40 percent from three-point range...finished fourth in voting for the 2013-14 NBA Most Improved Player award...set single-season career highs in points, scoring average, field goals made and attempted, three-point field goals made and attempted, three-point field goal percentage, free throws made and attempted, free throw percentage, defensive and total rebounds, assists, steals, blocks, games played, minutes played and starts...ranked among the NBA leaders in three-point field goals made (4th), three-point field goal percentage (22nd) and free throw percentage (24th)...his

14

GERALD GREEN

204 three-point field goals made marked the third highest single-season total in Suns history...led the Suns in free throw percentage and three-point field goals made and attempted and ranked second in points scored and field goals made and attempted...topped the Suns in scoring 16 times (second on the team), in blocks 12 times, in steals on nine occasions, in rebounds four times and in assists once...was one of just three Suns to play all 82 games...scored in double figures a career-high 62 times, including a career-high 25 games with at least 20 points, a career-high five 30-point efforts and the lone 40-point performance of his career...scored in double figures in a career-high 15 consecutive games from Feb. 5-Mar. 10 and scored at least 20 points in a career-high four straight games from Apr. 4-11...started a career-high 34 consecutive games from Jan. 2-Mar. 12...recorded career highs in points (41) and three-point field goals made (8) on Mar. 6 vs. Oklahoma City...hit all 10 of his free throw attempts on Mar. 2 vs. Atlanta, marking the most free throws he has made in a game during his career without a miss...**Season Highs:** 41 points (vs. Oklahoma City, Mar. 6), nine rebounds (at New York, Jan. 13), five assists (three times), five steals (vs. Milwaukee, Jan. 4), three blocks (twice) and 42:27 minutes (at Golden State, Mar. 9).

2012-13 SEASON:

Appeared in 60 games (seven starts) with the Indiana Pacers and averaged 7.0 points (.366 FG%, .800 FT%), 2.4 rebounds and 18.0 minutes while shooting 31.4 percent from three-point range...missed a total of four games due to injury/illness and was a DNP-CD on 17 occasions...missed one game (Dec. 22) with a sprained left ankle, one game (Jan. 18) due to food poisoning, one game (Jan. 26) due to illness and one game (Mar. 30) due to a upper respiratory infection...topped the team in points and steals four times each and in blocks three times...scored in double figures 12 times, including three games with at least 20 points and one 30-point performance...scored a season-high 34 points in the regular season finale on Apr. 17 vs. Philadelphia and recorded a career high in field goals made (14)...was a starter on Opening Night for the first time in his career and amassed six points, two rebounds, two assists and one steal in 36:41 of action on Oct. 31 at Toronto...participated in the Slam Dunk Contest at All-Star Weekend for the third time in his career...**Season Highs:** 34 points (vs. Philadelphia, Apr. 17), eight rebounds (three times), three assists (four times), two steals (six times), two blocks (five times) and 39:57 minutes (vs. Philadelphia, Apr. 17).

2011-12 SEASON:

Split the season between the New Jersey Nets of the NBA, the Los Angeles D-Fenders of the NBA Development League and the Foshan Dralions of the Chinese Basketball Association...saw action in 31 games (two starts) with the Nets and averaged 12.9 points (.481 FG%, .754 FT%), 3.5 rebounds, 1.1 assists and 25.2 minutes while shooting 39.1 percent from three-point range...did not miss any games due to injury/illness...set single-season career highs in field goal percentage and rebounds per game...topped the Nets in scoring on seven occasions...scored in double figures 20 times, including seven games with at least 20 points and one 30-point effort...appeared in 22 games with the D-Fenders and averaged 19.1 points (.480 FG%, .839 FT%), 4.6 rebounds, 1.6 assists and 30.6 minutes while connecting on 45.8 percent of his three-point attempts...scored in double figures 17 times with the D-Fenders, including 11 games with at least 20 points and five 30-point efforts...grabbed double-figure rebounds once and posted one double-double...played in the NBA D-League All-Star Game and captured MVP honors after scoring 28 points in leading the West to victory...appeared in four games with the Foshan Dralions and averaged 26.5 points (.500 FG%, .909 FT%), 4.0 rebounds, 1.8 assists and 1.00 steals while

shooting 46.5 percent from three-point range...scored 41 points against the Shanghai Sharks on Nov. 25...**NBA Season Highs:** 32 points (vs. Cleveland, Apr. 8), seven rebounds (three times), four assists (vs. Washington, Apr. 6), three steals (three times), three blocks (at Charlotte, Mar. 9) and 37:48 minutes (vs. Cleveland, Apr. 8).

2010-11 SEASON:

Appeared in 31 games with Krasnie Krylia Samara of the Russian Professional Basketball League and averaged 11.4 points (.426 FG%, .852 FT%), 3.2 rebounds and 22.2 minutes while shooting 37.5 percent from three-point range...posted five 20-point games, including a season-high 23 points against Spartak SP on June 11...recorded a season-high six steals against Khimki on Dec. 4...named to the 2011 Russian PBL All-Star Game and won the league's slam dunk contest...appeared in five EuroCup games with Krasnie Krylia Samara and averaged 15.6 points (.441 FG%, .625 FT%), 4.8 rebounds, 2.00 steals, 1.8 assists, 1.00 blocks and 29.2 minutes while shooting 41.9 percent from three-point range...posted two 20-point games, including a 21-point, 10-rebound double-double against Anwil on Nov. 30.

2009-10 SEASON:

Appeared in 17 games with Lokomotiv Kuban of the Russian Professional Basketball League and averaged 16.3 points (.436 FG%, .818 FT%), 3.8 rebounds, 1.6 assists and 27.6 minutes while shooting 35.4 percent from three-point range...named a Euroleague.com All-Russian PBL Honorable Mention...recorded five 20-point games, including a season-high 36 points against Triumph on Apr. 14...appeared in three EuroChallenge games with Lokomotiv Kuban and averaged 15.0 points (.385 FG%, .800 FT%), 5.7 rebounds, 2.0 assists, 1.00 blocks and 33.3 minutes while shooting 43.8 percent from three-point range.

2008-09 SEASON:

Saw action in 38 games (12 starts) with the Dallas Mavericks and averaged 5.2 points (.439 FG%, .844 FT%), 1.4 rebounds and 9.9 minutes while shooting 30.4 percent from three-point range...did not miss any games due to injury but was a DNP-CD 27 times and a healthy scratch on the inactive list on 17 occasions...scored in double figures six times...grabbed double-figure rebounds once and posted the lone double-double of his career in a game against the Clippers in Los Angeles on Nov. 9...set career highs in both defensive (10) and total (12) rebounds on Nov. 11 vs. the Clippers...**Season Highs:** 17 points (vs. L.A. Lakers, Nov. 11), 12 rebounds (at L.A. Clippers, Nov. 9), three steals (vs. Golden State, Mar. 25), two assists (four times), one block (five times) and 34:51 minutes (at L.A. Clippers, Nov. 9).

2007-08 SEASON:

Split the season between the Minnesota Timberwolves and Houston Rockets...came off the bench in all 30 games in which he appeared and averaged 5.1 points (.344 FG%, .829 FT%), 2.1 rebounds, 1.0 assists and 12.0 minutes while shooting 38.5 percent from three-point range...missed one game due to injury (Nov. 6 with an infected left toe), was a DNP-CD on 23 occasions, a healthy scratch on the inactive list five times and missed one game while en route after being traded...scored in double figures four times...in 29 games with the Timberwolves he averaged 5.1 points (.331 FG%, .829 FT%), 2.1 rebounds, 1.0 assists and 12.3 minutes while shooting 38.5 percent from three-point range...led the Timberwolves in assists once...in his lone game with the Rockets he totaled six points and two rebounds in 3:34 of action...was a healthy scratch on the

GERALD GREEN 14

inactive list five times with the Rockets...finished as the runner-up to Dwight Howard at the 2008 NBA Slam Dunk Contest at All-Star Weekend...**Season Highs:** 18 points (vs. Golden State, Dec. 19), eight rebounds (vs. Golden State, Dec. 19), five assists (vs. Indiana, Dec. 21), two steals (vs. New Jersey, Jan. 27), one block (four times) and 31:52 minutes (at New Orleans, Dec. 22).

2006-07 SEASON:

Appeared in 81 games (26 starts) for the Celtics and averaged 10.4 points (.419 FG%, .805 FT%), 2.6 rebounds, 1.0 assists and 22.0 minutes while shooting 36.8 percent from three-point range...did not miss any games due to injury/illness but was a DNP-CD once (season opener vs. New Orleans/Oklahoma City)...won the 2007 Slam Dunk Contest at All-Star Weekend in Las Vegas, dethroning the defending champion Nate Robinson by receiving the only perfect score of 50 of the entire competition with his final dunk...set a single-season career high in offensive rebounds...led the Celtics in games played and ranked second in three-point field goals made and attempted...topped the Celtics in scoring nine times...scored in double figures 35 times, including 15 games with at least 20 points and one 30-point performance...hit all five of his three-point field goal attempts on Feb. 14 vs. Milwaukee, marking the most treys he has hit in a game in his career without a miss...played a career-high 45:05 minutes on Dec. 10 at Atlanta...had a career-high four blocks on Dec. 26 at Denver...**Season Highs:** 33 points (at Atlanta, Apr. 10), nine rebounds (vs. Philadelphia, Dec. 22), five assists (vs. L.A. Lakers, Jan. 31), four blocks (at Denver, Dec. 26), three steals (at Dallas, Mar. 16) and 45:05 minutes (at Atlanta, Dec. 10).

2005-06 SEASON:

Split the season between the Boston Celtics of the NBA and the Fayetteville Patriots and Florida Flame of the NBA D-League...appeared in 32 games (three starts) for the Celtics and averaged 5.2 points (.478 FG%, .784 FT%), 1.3 rebounds and 11.7 minutes...did not miss any games due to injury...missed 30 games as a healthy scratch on the inactive list, five games as a DNP-CD and 15 games while on assignment to the D-League...topped the Celtics in points and assists once each...scored in double figures seven times, including one 20-point effort...made his NBA debut against the L.A. Clippers on Feb. 3 and was scoreless in one minute of play...made his first career start at New Jersey on Apr. 16 and finished with 19 points, a season-high six assists, three rebounds and one steal in 38:50 of action...played a total of nine games (five starts) in the D-League and averaged 11.9 points (.434 FG%, .727 FT%), 4.9 rebounds, 1.6 assists, 1.33 steals and 25.1 minutes...scored in double figures six times (all with Fayetteville), including one 20-point effort...appeared in eight games (five starts) with Fayetteville and averaged 12.6 points (.430 FG%, .800 FT%), 5.4 rebounds, 1.8 assists, 1.38 steals and 26.4 minutes...came off the bench in the one game he played with the Florida Flame and totaled six points, one rebound, one steal and one block in 15 minutes...**NBA Season Highs:** 22 points (at Indiana, Apr. 12), nine rebounds (at Phoenix, Feb. 22), six assists (at New Jersey, Apr. 16), two steals (three times), two blocks (at Indiana, Apr. 12) and 40:48 minutes (vs. Cleveland, Apr. 17).

NBA PLAYOFFS:

2013: Came off the bench in all nine games in which he appeared for the Pacers and averaged 6.1 points (.420 FG%, 1.000 FT%), 1.3 rebounds and 11.7 minutes while shooting 33.3 percent from three-point range...did not miss any games due to injury but was a DNP-CD on 10 occasions...appeared in five games in the Opening Round

series vs. Atlanta and averaged 7.8 points (.412 FG%, 1.000 FT%), 1.2 rebounds and 14.4 minutes while shooting 39.1 percent from three-point range...saw action in two games in the Eastern Conference Semifinals vs. New York and averaged 6.0 points (.500 FG%, .000 FT%), 2.0 rebounds and 9.5 minutes while shooting 33.3 percent from three-point range...appeared in two games against Miami in the Eastern Conference Finals and averaged 2.0 points (.333 FG%, .000 FT%), 1.0 rebounds and 7.0 minutes...**2009:** Came off the bench in all six games in which he appeared for the Mavericks and averaged 1.8 points (.286 FG%, .500 FT%) and 4.3 minutes...did not miss any games due to injury but was a DNP-CD on four occasions...appeared in two games in the Opening Round series vs. San Antonio and averaged 2.0 points (.400 FG%, .000 FT%), 1.0 rebounds and 6.0 minutes...made his NBA playoff debut at San Antonio on Apr. 20 in Game 2 of the Opening Round series for the Mavericks and finished with four points and a rebound in 4:58 of action...saw action in four of the five games in the Western Conference Semifinals vs. Denver and averaged 1.8 points (.222 FG%, .500 FT%) and 3.8 minutes.

HONORS:

2012-13: Participated in the 2013 NBA Slam Dunk Contest at All-Star Weekend...**2011-12:** Captured MVP honors at the NBA D-League All-Star Game...**2007-08:** Participated in the 2008 NBA Slam Dunk Championship at All-Star Weekend...**2006-07:** Won the 2007 NBA Slam Dunk Championship at All-Star Weekend.

PERSONAL:

Full name is Gerald Anthony Green, Jr...nickname is "G-Money"...was born at halftime of Super Bowl XX on Jan. 26, 1986...is the son of Gerald and Brenda Green...his father is a retired firefighter...has one brother (Garlon Green) and two sisters (Delonya Green and Tenika Lusby)...has two sons (Geremiah Green and Julius Green)...his brother, Garlon, who played four seasons at TCU (2009-13) and participated in the 2013 College Slam Dunk Championship currently plays basketball overseas with the Walter Tigers Tuebingen basketball club in Germany...credits his grandmothers (Winifred Green and Mae Louis Shaw) as the people that made a difference in his life and the reason he changed his life around...when his playing career is over he wants to pursue a career in real estate and currently owns a real estate company based in Houston (GSE Real Estate)...in his free time he enjoys fishing, bowling, playing video games and relaxing...his favorite sport other than basketball is football and is a fan of his hometown Houston Texans...when he was 11 years old he lost his right ring finger above the lower knuckle while trying to dunk on a makeshift rim with his mother's class ring on which got caught on a nail and ripped his finger down to the bone causing doctors to say it needed to be amputated...for years he refused to discuss the injury until he realized he could inspire people with his story...has one of the best vertical leaps in the NBA (39 inches)...was cut from his high school basketball team as both a freshman and sophomore at J. Frank Dobie H.S. before being added to the team as a sophomore...played his junior year at Dobie then transferred to Gulf Shores Academy where he repeated his junior year and played his senior year...as a junior, he led Gulf Shores Academy to a 39-2 record while averaging 28.2 points, 13.0 rebounds and 6.0 blocks...was rated the top high school prospect in the nation by Rivals.com...was named a McDonald's All-American after his senior year in which he averaged 33.0 points, 12.0 rebounds and 7.0 assists...was the leading scorer in the 2005 McDonald's All-America Game and also won the 2005 McDonald's All-America Game Slam Dunk Contest defeating current teammate Josh McRoberts...originally committed to play at Oklahoma State University before deciding to go straight from high school to the NBA without playing college basketball...wears size 13 sneakers.



REGULAR SEASON CAREER HIGHS:

MINS:45:05, at Atlanta (4-10-07)
FGM:14, vs. Philadelphia (4-17-13)
FGA:25, vs. Miami (4-6-07)
3-PT FGM:8, vs. Oklahoma City (3-6-14)
3-PT FGA:15, vs. Milwaukee (12-15-14)
FTM:11, vs. Brooklyn (11-12-14)
FTA:12, vs. Brooklyn (11-12-14)
OR:3, four times (last: vs. Milwaukee, 12-15-14)
DR:10, at L.A. Clippers (11-9-08)
TOT:12, at L.A. Clippers (11-9-08)
AST:6, two times (last: at Minnesota, 2-20-15)
STL:5, two times (last: at Utah, 11-1-14)
TO:6, four times (last: at New York, 12-20-14)
BLK:4, at Denver (12-26-06)
PTS:41, vs. Oklahoma City (3-6-14)

POSTSEASON CAREER HIGHS:

MINS:27:06, vs. Atlanta (4-24-13)
FGM:6, vs. Atlanta (4-24-13)
FGA:12, at Atlanta (4-27-13)
3-PT FGM:3, two times (last: vs. Atlanta, 4-24-13)
3-PT FGA:8, at Atlanta (4-27-13)
FTM:2, two times (last: vs. Atlanta, 4-21-13)
FTA:2, three times (last: vs. Atlanta, 4-21-13)
OR:2, at Atlanta (4-27-13)
DR:3, at New York (5-16-13)
TOT:3, two times (last: at New York, 5-16-13)
AST:2, vs. Atlanta (4-21-13)
STL:1, at Denver (5-5-09)
TO:3, at New York (5-16-13)
BLK:1, at Atlanta (4-27-13)
PTS:15, vs. Atlanta (4-24-13)

NBA REGULAR SEASON

Year Team	G-GS	MIN	FGM-FGA	PCT	3FG-3FGA	PCT	FT-FTA	PCT	OFF-DEF-TOT	AST	PF-DQ	STL	TO	BS	PTS	AVG
05-06 BOS	32-3	374	66-138	.478	6-20	.300	29-37	.784	10-31-41	18	41-1	13	22	4	167	5.2
06-07 BOS	81-26	1780	310-739	.419	95-258	.368	128-159	.805	68-140-208	83	198-1	41	120	24	843	10.4
07-08 MIN/HOU	30-0	361	52-151	.344	15-39	.385	34-41	.829	13-51-64	29	45-0	8	32	4	153	5.1
08-09 DAL	38-12	376	79-180	.439	14-46	.304	27-32	.844	14-40-54	15	51-0	10	33	5	199	5.2
11-12 NJ	31-2	781	154-320	.481	43-110	.391	49-65	.754	15-93-108	34	80-0	28	55	17	400	12.9
12-13 IND	60-7	1080	155-424	.366	59-188	.314	52-65	.800	31-110-141	50	64-0	19	53	23	421	7.0
13-14 PHO	82-48	2330	448-1006	.445	204-510	.400	195-230	.848	48-227-275	122	220-3	70	145	42	1295	15.8
14-15 PHO	74-4	1446	324-778	.416	137-387	.354	99-120	.825	33-153-186	91	145-1	42	104	12	884	11.9
TOTALS	428-102	8528	1588-3736	.425	573-1558	.368	613-749	.818	232-845-1077	442	844-6	231	564	131	4362	10.2

NBA PLAYOFFS

Year Team	G-GS	MIN	FGM-FGA	PCT	3FG-3FGA	PCT	FT-FTA	PCT	OFF-DEF-TOT	AST	PF-DQ	STL	TO	BS	PTS	AVG
08-09 DAL	6-0	26	4-14	.286	1-5	.200	2-4	.500	0-2-2	0	4-0	1	2	0	11	1.8
12-13 IND	9-0	105	21-50	.420	11-33	.333	2-2	1.000	2-10-12	3	10-0	0	6	1	55	6.1
TOTALS	15-0	131	25-64	.391	12-38	.316	4-6	.667	2-12-14	3	14-0	1	8	1	66	4.4

40 UDONIS HASLEM

FORWARD



40
FORWARD

HEIGHT:
6'8"

WEIGHT:
235

YEARS PRO:
12

BIRTHDATE:
6/9/80
(Miami, FL)

HIGH SCHOOL:
Miami Senior

COLLEGE:
Florida



UDONIS HASLEM

made (5th), free throws made (5th), field goals attempted (5th), dunks (5th), steals (5th), points (6th), free throws attempted (6th), double-figure scoring efforts (tied-6th), blocks (tied-7th) and assists (11th).

2014-15 SEASON:

Saw action in 62 games (25 starts) for the HEAT and averaged 4.2 points (.448 FG%, .703 FT%), 4.2 rebounds and 16.0 minutes...served as a team co-captain along with Dwyane Wade, which marked his franchise-record eighth season as a HEAT captain, surpassing the record of seven seasons which he shared with Alonzo Mourning...officially missed five games due to injury/illness and was listed as a DNP-CD on 15 occasions including three games in which he dressed but was injured...missed the first five games of the season due to a left quad strain with three games (Nov. 1-4) officially missed due to injury and the first (Oct. 29) and fifth game (Nov. 5) he was listed as a DNP-CD...sat out a pair of games (Mar. 31-Apr. 2) due to illness...led the HEAT in charges drawn (16) for the sixth time in his career...topped the HEAT in rebounds seven times, in steals six times, in blocks on five occasions and in minutes twice...led the HEAT reserves in scoring, minutes, assists and blocks three times each and also 15 times in rebounds and seven times in steals...scored in double figures six times...grabbed double-figure rebounds on three occasions and tallied three double-doubles...reached the 20,000-minute milestone for his career on Nov. 8 vs. Minnesota...grabbed his 4,000th career defensive rebound on Apr. 9 vs. Chicago...hit the first three-point field goal of his career at New York on Feb. 20...**Season Highs:** 18 points (vs. Detroit, Mar. 29), 13 rebounds (vs. Detroit, Mar. 29), three assists (twice), three steals (twice), two blocks (at Indiana, Apr. 5) and 38:09 minutes (at Boston, Mar. 25).

2013-14 SEASON:

Appeared in 46 games (18 starts) for the HEAT and averaged 3.8 points (.507 FG%, .568 FT%), 3.8 rebounds and 14.2 minutes...was a team co-captain along with Dwyane Wade...missed five games due to injury/illness and 31 as a DNP-CD...missed three games due to back spasms (Nov. 9 and Nov. 15-16) and a pair of games (Apr. 8-9) with a stomach virus...became Miami's all-time leader in offensive rebounds on Apr. 11 vs. Indiana surpassing Alonzo Mourning (1,505)...ranked second on the team in charges drawn (17)...topped the HEAT in scoring once, in blocks on seven occasions, in rebounds six times and in steals twice...led the HEAT reserves in rebounds eight times, in blocks four times and in minutes, assists and steals once each...scored in double figures four times and grabbed double-figure rebounds on three occasions...grabbed his 1,500th career offensive rebound vs. Milwaukee on Apr.

CAREER TRANSACTIONS:

Not drafted by the NBA out of college in 2002...spent the 2002-03 season with Chalons Sur-Saone in France...signed by the HEAT as a free agent on Aug. 6, 2003...re-signed by the HEAT on Aug. 2, 2005...re-signed by the HEAT on July 12, 2010...re-signed by the HEAT on July 18, 2014.

PROFESSIONAL CAREER:

Has appeared in 777 games during his 12-year NBA career and has made 498 starts...has averaged 8.2 points (.493 FG%, .757 FT%), 7.2 rebounds, 0.9 assists and 27.0 minutes...has missed 133 games due to injury, four for personal reasons, two as a healthy scratch on the inactive list and was a DNP-CD on 52 occasions...has served as team captain each of the past eight seasons, the longest tenure as a captain in HEAT history...has scored in double figures on 300 occasions with 21 games of at least 20 points...his longest streak of consecutive double-figure scoring games is nine (Dec. 6-20, 2007)...has grabbed double-figure rebounds on 206 occasions and has posted 133 double-doubles...his longest streak of grabbing double-figure rebounds in consecutive games is six (Mar. 31-Apr. 11, 2010)...his longest streak of consecutive double-doubles is four and has occurred twice (Nov. 27-Dec. 5, 2006 and Apr. 3-11, 2010)...led the NBA in 2009-10 in double-doubles off the bench (21)...is Miami's all-time leader in offensive rebounds, defensive rebounds and total rebounds and ranks among the HEAT's all-time leaders in games played (2nd), starts (2nd), minutes (2nd), double-doubles (3rd), field goals made (5th), points (6th), field goals attempted (6th), field goal percentage (6th), free throws made (8th), free throws attempted (8th), double-figure scoring efforts (8th), blocks (9th), steals (10th), free throw percentage (17th) and assists (17th)...is the only undrafted player in NBA history to lead a franchise in total rebounds...played a career-high 113 consecutive games from Jan. 13, 2004-Mar. 19, 2005 and also had a streak of 111 consecutive games played from Feb. 6, 2006-Apr. 8, 2007 making him one of only two players in HEAT history to have two streaks of at least 110 consecutive games played joining Grant Long...led Miami in total rebounds and defensive rebounds in five consecutive seasons (2005-10) and offensive rebounds and rebound average in four straight seasons (2006-10)...joined Rony Seikaly (1989-94) as the only players to lead Miami in total rebounds in five consecutive seasons...is the only player to lead the HEAT in offensive, defensive and total rebounds in four straight seasons...his four consecutive years leading Miami in offensive rebounds is a franchise record...has led the HEAT in offensive rebounds six different seasons, the most in franchise history...topped Miami in starts in three consecutive seasons from 2004-07, joining Glen Rice as the only HEAT players to accomplish that feat...led the HEAT in double-doubles in four consecutive seasons from 2006-10...has led the team in charges drawn in six of the 11 seasons Miami has kept the stat...his high for consecutive free throws made is 29 (Apr. 15-Nov. 9, 2005)...his high for most free throws made in a game without a miss is 12 (at Milwaukee on Dec. 8, 2004)...his high for most field goals made in a game without a miss is six (vs. Toronto on Apr. 11, 2006)...has 316 career dunks...has 43 double-figure scoring quarters...has topped the HEAT in scoring 11 times, in rebounds on 272 occasions and in minutes played 55 times...has recorded 80 multi-steal games and 33 multi-block games...his career high for most consecutive games with a steal is eight (Nov. 14-30, 2007)...has seen action in 138 NBA postseason games (84 starts) and has averaged 5.9 points (.479 FG%, .713 FT%), 5.7 rebounds and 22.5 minutes...has scored in double figures 35 times in postseason play and grabbed double-figure rebounds 26 times...has 16 postseason double-doubles...is Miami's all-time postseason leader in offensive rebounds and also ranks among the HEAT's all-time postseason leaders in games played (2nd), total rebounds (2nd), minutes (3rd), starts (3rd), defensive rebounds (3rd), double-doubles (4th), field goals

UDONIS HASLEM 40

2...scored his 6,000th career point at Portland on Dec. 28...appeared in his 700th career game vs. Washington on Mar. 10...matched his career high with three blocks at Charlotte on Jan. 18...**Season Highs:** 17 points (at Detroit, Mar. 28), 11 rebounds (vs. New York, Apr. 6), three assists (at Boston, Mar. 19), three blocks (at Charlotte, Jan. 18), two steals (twice) and 31:16 minutes (vs. Indiana, Apr. 11).

2012-13 SEASON:

Started 59 of the 75 games in which he appeared for the HEAT and averaged 3.9 points (.514 FG%, .711 FT%), 5.4 rebounds and 18.9 minutes...was a team co-captain along with Dwyane Wade...missed a total of seven games due to injury/illness...sat out four games with a sprained right ankle (Apr. 10-15) and one game each for a cold (Dec. 10), a neck contusion (Dec. 29) and a right leg contusion (Feb. 14)...led the HEAT in charges drawn (28) for the second consecutive season and the fourth time in the last six years...finished tied for second on the team in offensive rebounds and third in defensive and total rebounds...topped the HEAT in rebounds on 11 occasions, in steals six times and in blocks in three contests...with eight rebounds vs. Milwaukee on Nov. 21 he surpassed Alonzo Mourning (4,807) and became the HEAT's all-time leading rebounder becoming the only undrafted player in NBA history to become the all-time rebound leader for any franchise...closed the season ranked fourth all-time in NBA history for rebounds by undrafted players (5,154) trailing only Moses Malone (16,212), Ben Wallace (10,482) and Brad Miller (6,199)...scored in double figures on six occasions and grabbed double-figure rebounds nine times...posted one double-double...made his 400th career start vs. Washington on Dec. 15...**Season Highs:** 13 points (vs. Washington, Dec. 15), 15 rebounds (vs. Milwaukee, Apr. 9), three assists (vs. Cleveland, Nov. 24), three steals (twice), two blocks (at Memphis, Nov. 11) and 30:26 minutes (vs. Utah, Dec. 22).

2011-12 SEASON:

Appeared in 64 games (10 starts) for Miami and averaged 6.0 points (.423 FG%, .814 FT%), 7.3 rebounds and 24.8 minutes...was a team co-captain along with Dwyane Wade...missed one game with a stomach virus (Apr. 13) and one game for personal reasons...ranked among the NBA leaders in defensive rebounds (26th), total rebounds (29th) and rebounds per game (32nd)...led the HEAT in offensive rebounds for a franchise-record sixth time in his career...led Miami in charges drawn (25) and double-figure rebound efforts (18)...ranked second on the team in total rebounds and third in defensive rebounds...set a single-season career high in free throw percentage...topped the HEAT in rebounds a team-high 25 times, in blocks on eight occasions, in steals four times and in minutes once...led the HEAT reserves in scoring 18 times, in rebounds on 41 occasions and in minutes 28 times...scored in double figures 11 times and grabbed double-figure rebounds on 18 occasions...recorded four double-doubles...became Miami's all-time leader in defensive rebounds on Apr. 3 vs. Philadelphia...**Season Highs:** 16 points (vs. Dallas, Mar. 29), 15 rebounds (vs. Washington, Apr. 21), four steals (vs. Atlanta, Mar. 7), three blocks (vs. Houston, Apr. 22), two assists (seven times) and 46:44 minutes (vs. Atlanta, Jan. 5).

2010-11 SEASON:

Came off the bench in all 13 games in which he saw action for Miami and averaged 8.0 points (.512 FG%, .800 FT%), 8.2 rebounds and 26.5 minutes...was a team co-captain along with Dwyane Wade...missed the final 69 games of the season (Nov. 22-Apr. 13) after suffering a torn Lisfranc ligament in his left foot at Memphis on Nov. 20...had surgery to repair the ligament on Nov. 23...topped the HEAT in rebounds seven times, in steals twice and in blocks

once...was Miami's leading scorer off the bench three times and topped the HEAT reserves in rebounds 11 times and in minutes on seven occasions...scored in double figures on four occasions, including one 20-point performance...grabbed double-figure rebounds six times and recorded four double-doubles...**Season Highs:** 21 points (vs. Boston, Nov. 11), 11 rebounds (twice), two assists (vs. New Jersey, Nov. 6), two steals (twice), one block (three times) and 36:46 minutes (vs. Toronto, Nov. 13).

2009-10 SEASON:

Came off the bench in each of the 78 games in which he appeared for the HEAT and averaged 9.9 points (.494 FG%, .762 FT%), 8.1 rebounds and 27.9 minutes...was a team co-captain along with Dwyane Wade...sat out a pair of games (Nov. 18-20) with a left shoulder strain and one game (Mar. 22) with a sprained right ankle...also sat out one game (Apr. 14) as a healthy scratch on the inactive list...led the NBA in double-doubles off the bench (21)...ranked among the NBA leaders in rebounds per game (22nd), defensive rebounds (25th), total rebounds (27th), field goal percentage (32nd), double-doubles (tied-36th) and offensive rebounds (38th)...led the HEAT in offensive rebounds, defensive rebounds, total rebounds, rebound average and double-doubles...ranked second on the team in field goal percentage and charges drawn and tied for second in games played...topped the HEAT in scoring once, in rebounds a team-high 33 times, in blocks eight times and in minutes and steals three times each...was Miami's leading scorer off the bench a team-high 41 times and also topped the HEAT's non-starters in rebounds 63 times and in minutes 52 times...scored in double figures on 41 occasions, including three 20-point efforts...grabbed double-figure rebounds a team-high 26 times...the 26 games in which he grabbed double-figure rebounds off the bench were the most in the NBA since Tyson Chandler grabbed double-figure rebounds 33 times off the bench during the 2004-05 season...additionally his 629 rebounds were the most in a season off the bench since Chandler grabbed 693 in 2004-05...grabbed double-figure rebounds in a career-high six consecutive games from Mar. 31-Apr. 11...his string of 12 consecutive field goal attempts made from Mar. 28-31 was the high on the HEAT in 2009-10...matched his career high in points with 28 vs. New Jersey on Nov. 14 while setting a career high in field goals made (12)...grabbed 18 rebounds (matching his career high), including a career-high 16 defensive rebounds at Milwaukee on Mar. 26...scored his 5,000th career point vs. the L.A. Clippers on Mar. 10...grabbed his 4,000th career rebound at Charlotte on Mar. 9...played in his 500th career game vs. Atlanta on Mar. 6...hit a game-winning 14-foot jumper with 1.6 seconds left at Philadelphia on Apr. 12 to give the HEAT a two-point win...hit a game-winning 15-foot jumper with 15.4 seconds left to give the HEAT a one-point win over New Orleans on Nov. 22...**Season Highs:** 28 points (vs. New Jersey, Nov. 14), 18 rebounds (at Milwaukee, Mar. 26), five assists (at Houston, Jan. 15), three steals (at New York, Apr. 11), two blocks (twice) and 39:32 minutes (at Toronto, Jan. 27).

2008-09 SEASON:

Started each of the 75 games in which he appeared for the HEAT and averaged 10.6 points (.518 FG%, .753 FT%), 8.2 rebounds, 1.1 assists and 34.1 minutes...was a team co-captain with Dwyane Wade...missed the final six games of the regular season (Apr. 4-15) after lacerating his right thumb on the backboard at Charlotte trying to block a shot on Apr. 3...was a healthy scratch on the inactive list once due to personal reasons...ranked among the NBA leaders in field goal percentage (17th), rebound average (tied-18th), defensive rebounds (21st), total rebounds (24th), double-doubles (tied-28th) and offensive rebounds (tied-33rd)...led the HEAT in offensive rebounds, defensive rebounds, total rebounds, rebound average, field goal percentage and charges taken and tied for the team lead in double-doubles...led the HEAT in

rebounds a team-high 37 times, in minutes on nine occasions, in blocks six times and in steals in three games...scored in double figures a career-high 49 times, including a pair of 20-point performances...grabbed double-figure rebounds a team-high 26 times and tallied 20 double-doubles...played a career-high 53:21 in Miami's triple-overtime win over Utah on Mar. 14...recorded his 100th career double-double with 16 points and 12 rebounds vs. Milwaukee on Mar. 28...**Season Highs:** 23 points (at New York, Oct. 29), 15 rebounds (at Oklahoma City, Jan. 18), five assists (vs. L.A. Clippers, Feb. 2), three steals (three times), three blocks (at L.A. Clippers, Nov. 29) and 53:21 minutes (vs. Utah, Mar. 14).

2007-08 SEASON:

Started 48 of the 49 games in which he appeared for the HEAT and averaged 12.0 points (.467 FG%, .810 FT%), 9.0 rebounds, 1.4 assists and 36.8 minutes...was the HEAT's lone captain...missed a total of 26 games due to injury, one for personal reasons (Mar. 5 vs. Toronto) and was a DNP-CD on six occasions (Feb. 29 and Mar. 12-19) in which he dressed in uniform despite being injured...missed nine games from Jan. 30-Feb. 21 and a pair of games from Mar. 8-10 due to a sprained left ankle...was placed on the inactive list the final 15 games of the season after undergoing ankle arthroscopy and debridement surgery to remove a large bone spur in his left ankle on Mar. 21...set a single-season career high in scoring average and tied his single-season high in rebound average...led the HEAT in charges drawn and offensive, defensive and total rebounds...was the HEAT's leading scorer twice and also topped the team in rebounds a team-high 27 times, in minutes 15 times, in blocks on seven occasions and in steals five times...scored in double figures on 30 occasions, including three 20-point performances...scored in double figures a career-high nine consecutive games from Dec. 6-20...grabbed double-figure rebounds a team-high 17 times and recorded a team-high 11 double-doubles...grabbed his 2,500th career rebound at Indiana on Nov. 2...reached the 10,000 minutes played mark at Denver on Dec. 2...**Season Highs:** 24 points (vs. Indiana, Dec. 15), 16 rebounds (twice), four steals (at Atlanta, Dec. 19), three assists (nine times), one block (18 times) and 48:45 minutes (vs. Orlando, Dec. 28).

2006-07 SEASON:

Started each of the 79 games in which he appeared and averaged 10.7 points (.492 FG%, .680 FT%), 8.3 rebounds, 1.2 assists and 31.4 minutes...missed a pair of games with a groin contusion (Apr. 10-11) and one game as a healthy

40 UDONIS HASLEM

scratch on the inactive list (Apr. 16 vs. Boston)...ranked 16th in the NBA in rebound average and 29th in field goal percentage...led the HEAT in games played, starts, minutes, offensive rebounds, defensive rebounds, total rebounds and double-doubles...ranked second on the team in points, field goals made, field goal attempts and charges drawn...established career highs in both field goals made and attempted...topped Miami in scoring on four occasions, in rebounds a team-high 40 times, in steals and minutes nine times each, in blocks in seven contests and in assists twice...scored in double figures on 44 occasions, including six games of at least 20 points...grabbed double-figure rebounds a team-high 26 times and posted 21 double-doubles...hit a game-winning 10-foot jumper (the first game-winner of his NBA career) vs. Washington on Mar. 11 with three-thirds of a second remaining to give the HEAT a two-point win...hit a HEAT season-high 12 consecutive field goal attempts from Jan. 21 (last six) to Jan. 22 (first six)...scored a career-high 28 points at New Jersey on Nov. 10...handed out a career-high seven assists at Phoenix on Jan. 5...had his streak of 111 consecutive games played end on Apr. 10 at Charlotte when he sat out with a groin contusion...**Season Highs:** 28 points (at New Jersey, Nov. 10), 17 rebounds (at Atlanta, Nov. 18), seven assists (at Phoenix, Jan. 5), four steals (vs. Seattle, Nov. 7), two blocks (six times) and 48:51 minutes (at Atlanta, Nov. 18).

2005-06 SEASON:

Appeared in a career-high 81 games (80 starts) and averaged 9.3 points (.508 FG%, .789 FT%), 7.8 rebounds, 1.2 assists and 30.8 minutes...missed one game due to personal reasons (Feb. 4 at New Jersey)...topped the HEAT in games started, defensive rebounds, total rebounds and charges taken, ranked second in minutes played and offensive rebounds and was tied for second in games played...ranked among the NBA leaders in field goal percentage (tied-19th), defensive rebounds (20th), total rebounds (21st), rebounds per game (tied-21st), offensive rebounds (33rd) and double-doubles (44th)...scored in double figures 36 times, including one 20-point effort...grabbed double-figure rebounds on 22 occasions and registered 14 double-doubles...topped the HEAT in rebounds 28 times, in steals on 12 occasions, in minutes in seven contests, in blocks four times and in assists once...recorded a career-high five steals vs. Philadelphia on Apr.



UDONIS HASLEM 40

14...**Season Highs:** 24 points (vs. Philadelphia, Apr. 14), 14 rebounds (three times), five steals (vs. Philadelphia, Apr. 14), four assists (four times), two blocks (twice) and 42:45 minutes (vs. Washington, Dec. 11).

2004-05 SEASON:

Started each of the 80 games in which he appeared and averaged 10.9 points (.540 FG%, .791 FT%), 9.1 rebounds, 1.4 assists and 33.4 minutes...missed two games due to injury (Mar. 22 at Houston with a left shoulder separation and Mar. 26 at Charlotte with a neck strain)...ranked among the NBA leaders in field goal percentage (4th), rebound average (14th), offensive rebounds (14th), total rebounds (16th), defensive rebounds (18th) and double-doubles (tied-28th)...set career highs in minutes, points, field goal percentage, free throws made and attempted, offensive rebounds, defensive rebounds, total rebounds, assists, steals and blocks...tied for the team lead in starts and ranked second on the team in field goal percentage, offensive rebounds, defensive rebounds, total rebounds, double-doubles and charges drawn...finished third on the team in minutes played, free throws made and attempted and steals...led the HEAT in scoring once, in rebounds on 31 occasions, in steals 15 times, in blocks 11 times, in minutes on eight occasions and in assists once...scored in double figures 47 times, including three games with at least 20 points...grabbed double-figure rebounds in 33 contests and posted 23 double-doubles...recorded one 20-point, 10-rebound, 5-assist game, amassing 20 points, 13 rebounds and a season-high six assists at Milwaukee on Dec. 8...in the Dec. 8 contest at Milwaukee he also set career highs in both free throws made and attempted going a perfect 12-12 from the line...grabbed at least one offensive rebound in a career-high 66 consecutive games from Nov. 26-Apr. 19, the second longest streak in the NBA in 2004-05...grabbed a career-high 18 rebounds at Indiana on Feb. 23...grabbed eight offensive rebounds vs. Boston on Dec. 21, matching his career high...started for the Sophomore team in the Rookie Challenge at All-Star Weekend in Denver and had four points, five rebounds, four assists and one steal in a game-high 31 minutes...**Season Highs:** 22 points (at Golden State, Jan. 12), 18 rebounds (at Indiana, Feb. 23), six assists (at Milwaukee, Dec. 8), four steals (at Orlando, Feb. 27), three blocks (at Boston, Apr. 15) and 48 minutes (at L.A. Clippers, Jan. 14).

2003-04 SEASON:

Started 24 of the 75 games in which he appeared and averaged 7.3 points (.459 FG%, .765 FT%), 6.3 rebounds and 23.9 minutes...missed seven games due to injury (Dec. 29-Jan. 10) with a right knee sprain, strained MCL...was an NBA All-Rookie Second Team selection...led the HEAT in offensive rebounds (the first time a rookie led Miami in offensive rebounds), ranked second in double-doubles and third in rebound average, total rebounds and defensive rebounds...ranked among the NBA rookie leaders in rebounds per game (2nd), field goal percentage (5th), free throw percentage (9th), scoring average (10th) and minutes per game (10th)...set a HEAT rookie record by grabbing a season-high 17 rebounds vs. Boston on Jan. 20 and also scored 18 points in the contest...scored in double figures on 22 occasions, including two games with at least 20 points...scored 20 points at Dallas on Nov. 3 in just his fourth pro game, tying for the fourth fewest amount of games needed for a HEAT rookie to record his first 20-point game...grabbed double-figure rebounds 17 times and recorded 11 double-doubles...recorded his first career double-double with 16 points and 11 rebounds vs. Detroit on Oct. 31, in that contest he grabbed a career-high eight offensive rebounds...led the HEAT in scoring twice, in rebounds 20 times, in blocks in 16 contests, in steals eight times and in minutes once...was Miami's top scorer off the bench in 14 contests and led the HEAT reserves in rebounds

36 times...was selected to play in the Rookie Challenge during All-Star Weekend in Los Angeles and finished with nine points, three rebounds, a game-high three steals and one assist in 15 minutes...was just the fourth undrafted rookie ever to play in the Rookie Challenge...**Season Highs:** 20 points (twice), 17 rebounds (vs. Boston, Jan. 20), three assists (twice), two steals (eight times), two blocks (at Portland, Nov. 19) and 44 minutes (vs. Detroit, Feb. 2).

2002-03 SEASON:

Played for Chalons Sur-Saone in the top league in France and averaged 17 points and nine rebounds.

NBA PLAYOFFS:

2014: Appeared in 16 games (six starts) for the Eastern Conference Champion HEAT and averaged 2.5 points (.459 FG%, .600 FT%), 2.6 rebounds and 10.5 minutes...did not miss any games due to injury but was a DNP-CD on four occasions...topped the HEAT in blocks twice...led the Miami reserves in rebounds twice...started all four games in the Opening Round vs. Charlotte and averaged 2.0 points (.250 FG%, 1.000 FT%), 4.0 rebounds and 16.0 minutes...came off the bench in both games he appeared vs. Brooklyn in the Eastern Conference Semifinals and averaged 1.0 points (.500 FG%, .000 FT%), 2.0 rebounds and 1.5 minutes...appeared in all six games (two starts) in the Eastern Conference Finals vs. Indiana and averaged 4.3 points (.611 FG%, .500 FT%), 2.8 rebounds and 13.2 minutes...came off the bench in all four NBA Finals games in which he appeared against San Antonio and averaged 1.0 points (.400 FG%, .000 FT%), 1.0 rebounds and 5.5 minutes...**2013:** Started 19 of the 22 games in which he appeared for the NBA Champion HEAT and averaged 5.0 points (.593 FG%, .571 FT%), 3.6 rebounds and 16.2 minutes...did not miss any games due to injury but was a DNP-CD once...topped the HEAT in steals three times and in rebounds once...started all four games in the Opening Round vs. Milwaukee and averaged 7.5 points (.619 FG%, .667 FT%), 4.8 rebounds and 17.0 minutes...started all five games in the Eastern Conference Semifinals vs. Chicago and averaged 5.2 points (.650 FG%, .000 FT%), 3.2 rebounds, 1.60 steals and 18.2 minutes...ranked second on the team in steals vs. the Bulls...started all seven games of the Eastern Conference Finals vs. Indiana and averaged 6.4 points (.583 FG%, .600 FT%), 4.0 rebounds and 19.3 minutes...shot 8-9 from the floor in both the Game 3 win at Indiana on May 26 (finished with a 2013 postseason high 17 points) and the Game 5 win in Miami on May 30 (finishing with 16 points)...the eight field goals made in both Game 3 and Game 5 tied his postseason single-game career high...appeared in six games (three starts) in the NBA Finals vs. San Antonio and averaged 1.5 points (.444 FG%, 1.000 FT%), 2.8 rebounds and 10.7 minutes...was a DNP-CD in Game 6 (June 18)...**2012:** Started 11 of the 22 games in which he appeared for the NBA Champion HEAT and averaged 4.8 points (.455 FG%, .743 FT%), 6.4 rebounds and 20.5 minutes...missed one game (Game 6 at Indiana on May 24) due to an NBA-imposed suspension as a result of a flagrant foul...was second on the team in offensive, defensive and total rebounds...topped the HEAT in rebounds five times, in blocks twice and steals once...was Miami's leading scorer off the bench on six occasions and also led the HEAT reserves in rebounds seven times and in minutes on five occasions...scored in double figures and grabbed double-figure rebounds four times each...posted a pair of double-doubles...started all five games in the Opening Round vs. New York and averaged 3.8 points (.389 FG%, .625 FT%), 6.4 rebounds and 19.0 minutes...saw action in five games (two starts) in the Eastern Conference Semifinals vs. Indiana and averaged 6.0 points (.522 FG%, 1.000 FT%), 4.4 rebounds and 17.0 minutes...appeared in all seven games (three starts) of the Eastern Conference Finals vs. Boston and averaged 6.3 points (.459 FG%, .667 FT%), 9.3 rebounds, 1.1 assists and 27.3 minutes...led the HEAT in offensive rebounds vs. Boston...appeared in all five games (one start) of the NBA Finals vs. Oklahoma City and averaged 2.6 points (.400 FG%, .833 FT%), 4.4 rebounds and

40 UDONIS HASLEM

16.2 minutes...**2011:** Came off the bench in all 12 games in which he appeared for the HEAT and averaged 5.3 points (.397 FG%, .900 FT%), 4.5 rebounds and 24.2 minutes...missed the first eight games of the 2011 postseason recovering from surgery to repair a torn ligament in his left foot...was a DNP-CD once (Game 5 vs. Boston)...topped the HEAT in rebounds once and steals once...scored in double figures three times...did not appear in the Opening Round vs. Philadelphia...made his lone appearance in the Eastern Conference Semifinals vs. Boston and his 2011 postseason debut with a three-minute scoreless stint in Game 4, ending a streak of 77 consecutive games missed due to injury...appeared in all five games in the Eastern Conference Finals vs. Chicago and averaged 4.6 points (.333 FG%, 1.000 FT%), 4.6 rebounds, 1.0 assists and 22.2 minutes...played all six games in the NBA Finals vs. Dallas and averaged 6.7 points (.450 FG%, .800 FT%), 5.2 rebounds and 29.3 minutes...became Miami's all-time postseason leader in offensive rebounds in Game 1 vs. Dallas on May 31...**2010:** Came off the bench in all five games in Miami's Opening Round series vs. Boston and averaged 6.0 points (.351 FG%, .667 FT%), a team-leading 7.4 rebounds and 28.4 minutes...led the HEAT in defensive and total rebounds...topped the HEAT in rebounds three times...scored in double figures once and grabbed double-figure rebounds twice...**2009:** Started all seven games in Miami's Opening Round series vs. Atlanta and averaged 8.4 points (.543 FG%, .900 FT%), a team-high 8.7 rebounds and 29.1 minutes...led the HEAT in offensive, defensive and total rebounds...topped the team in rebounds four times and in blocks once...scored in double figures four times...grabbed double-figure rebounds twice and recorded a pair of double-doubles...moved into second place on the HEAT's all-time postseason games started list when he started Game 4 on Apr. 27...**2007:** Started each of Miami's four contests vs. Chicago and averaged 7.5 points (.480 FG%, .750 FT%), 5.3 rebounds, 1.0 assists and 25.8 minutes...scored in double figures once and grabbed double-figure rebounds once...led the team in rebounds and steals once each...**2006:** Started each of the 22 contests in which he appeared for the NBA Champion HEAT and averaged 8.6 points (.493 FG%, .683 FT%), 7.4 rebounds and 29.5 minutes...missed one game (Apr. 24 vs. Chicago) due to an NBA-imposed suspension...ranked second on the team in offensive rebounds, total rebounds and charges taken, tied for second in defensive rebounds and double-doubles, and third in free throws made and field goal percentage...ranked 19th in the NBA in rebounds per game in the 2006 postseason...led the HEAT in rebounds eight times, in steals three times and in blocks and minutes twice each...hit a postseason career-high 26 consecutive free throw attempts from Apr. 27-May 12, the high for a HEAT player in the 2006 postseason...scored in double figures 10 times and had double-figure rebounds eight times...posted six double-doubles...saw action in five games in Miami's Opening Round series vs. Chicago and averaged 9.2 points (.536 FG%, .800 FT%), 8.6 rebounds and 26.2 minutes...was ejected from Game 1 with 4:11 left in the second quarter after throwing his mouthpiece to the ground and was subsequently suspended for Game 2...appeared in all five games in the Eastern Conference Semifinals vs. New Jersey and averaged 11.6 points (.645 FG%, .857 FT%), 7.8 rebounds, 1.2 assists and 29.4 minutes...his 64.5 percent field goal accuracy in the series vs. New Jersey topped the HEAT and his 18 free throws made ranked second...scored a postseason career-high 20 points in Game 4 at New Jersey on May 14...appeared in all six games vs. Detroit in the Eastern Conference Finals and averaged 7.7 points (.382 FG%, .444 FT%), 7.2 rebounds, 1.2 assists and 32.8 minutes...appeared in all six games of the NBA Finals vs. Dallas and averaged 6.5 points (.500 FG%, .300 FT%), 6.2 rebounds and 29.2 minutes...led the HEAT in offensive rebounds in the Finals...recorded a double-double with 17 points and 10 rebounds in the deciding Game 6 at Dallas on June 20...had a key offensive rebound with 1:22 left in the fourth quarter of Game 6 and follow-up jumper a second later which put the HEAT up by three...grabbed eight offensive rebounds in Game 3 of the Finals vs. Dallas on June 13, tying

the franchise single-game record...**2005:** Started each of Miami's 15 contests and averaged 9.2 points (.491 FG%, .739 FT%), a team-high 10.0 rebounds, 1.0 assists and 36.2 minutes...led the HEAT in offensive, defensive and total rebounds and double-doubles...ranked eighth in the NBA in rebounds per game and 38th in minutes per game in the 2005 postseason...scored in double figures on seven occasions and grabbed double-figure rebounds a team-high nine times...posted six double-doubles...topped the HEAT in rebounds a team-high seven times, in minutes on four occasions and in steals and blocks twice each...averaged 8.8 points (.414 FG%, .647 FT%), a team-high 11.8 rebounds, 1.5 assists and 34.8 minutes in Miami's Opening Round sweep over New Jersey...set postseason career highs in defensive rebounds (13), total rebounds (19) and minutes played (46) in Miami's Game 3 double-overtime win at New Jersey on Apr. 28...his 19 total rebounds in Game 3 at New Jersey mark the third highest single-game total in Miami's postseason history...recorded his first postseason double-double with 11 points and 11 rebounds in Game 1 vs. New Jersey on Apr. 24...averaged 10.5 points (.531 FG%, .727 FT%), a team-high 11.3 rebounds, 1.3 assists and 37.8 minutes in Miami's Eastern Conference Semifinals sweep over Washington...averaged 8.7 points (.511 FG%, .833 FT%), a team-high 8.3 rebounds and 36.1 minutes in the Eastern Conference Finals vs. Detroit...**2004:** Came off the bench in all 13 games for Miami and averaged 3.6 points (.394 FG%, .677 FT%), 3.4 rebounds and 15.3 minutes...averaged 4.4 points (.412 FG%, .708 FT%), 4.9 rebounds and 20.6 minutes in the Opening Round vs. New Orleans and 2.7 points (.375 FG%, .571 FT%), 1.7 rebounds and 9.2 minutes in the Eastern Conference Semifinals vs. Indiana...made his first postseason debut in Game 1 vs. New Orleans on Apr. 18.

HONORS:

2004-05: Started for the Sophomore team in the Rookie Challenge at All-Star Weekend...**2003-04:** Named to the NBA All-Rookie Second Team...was a member of the Rookie team in the Rookie Challenge at All-Star Weekend.

COLLEGE:

Was a four-year starter at the University of Florida and left as the all-time winningest player in the program's history...appeared in 130 games and averaged 13.7 points, 6.4 rebounds and 1.1 assists...did not miss a game in his career and started the final 99...is the first player in school history to play on four straight NCAA Tournament teams and to be named All-SEC by the league coaches...was the first Gator to be named to an Associated Press All-America team...as both a junior and senior he was a First-Team All-SEC selection and was a Third Team All-SEC selection in both his freshman and sophomore seasons...finished his career at UF tied for first in games played and ranked in the top 10 in starts (2nd), free throws attempted (2nd), scoring (3rd), free throws made (3rd), field goal percentage (4th), dunks (4th), blocked shots (5th), blocks per game (6th) and double-doubles (7th)...as a senior, was an Associated Press Honorable Mention All-American and was a finalist for the Naismith Player of the Year Award, the Wooden All-American Team and the inaugural Senior CLASS Award...was a team captain and led the Gators in scoring, rebounding, field goal percentage, double-doubles, free throws made and attempted and blocked shots...led the SEC in field goal percentage (26th in NCAA)...as a junior in 2000-01 was an Associated Press Third Team All-American and a finalist for the Wooden All-American Team...led the SEC in field goal percentage (11th in NCAA) and ranked second in defensive rebounds and 10th in free throw percentage...led the Gators in scoring, blocks and free throws made and attempted...averaged 20 points in the NCAA Tournament, fifth among all players in the tournament...as a sophomore, was named to the NCAA All-Final Four Team and to the East

UDONIS HASLEM 40

Regional All-Tournament Team...set a UF NCAA Tournament record with 27 points in the NCAA Championship game vs. Michigan State...his 10-12 shooting performance (.833) from the field was second only to Bill Walton's 21-22 (.955) in a championship game...his 85 points scored in the 2000 NCAA Tournament was the third highest total among players in the tournament.

PERSONAL:

Full name is Udonis Johneal Haslem...nickname is "U.D."...married his college sweetheart Faith Rein in the summer of 2013...has three sons, Kedonis, Josiah and Elijah...has two brothers and three sisters...lists his late brother, Samuel Wooten, who died of cancer at the age of 36 in 1999, as the person that made a difference in his life and the person that he most admired...it was Samuel who always took him to the court and had him play with older players...was a leisure service management major at UF...chose his major because it dealt with planning recreation activities and running Boys & Girls Clubs in the community...would eventually like to become the mayor of Miami...was inducted into the first class of the Miami Senior High School Hall of Fame in April 2009 and into the University of Florida Hall of Fame in March 2012...started the Udonis Haslem Children's Foundation in 2005 to

help local kids in need...the mission of his foundation is to promote youth development and self confidence through programs and services designed to enable kids to reach their full personal and educational potential...since its inception the foundation has provided Thanksgiving meals in Overtown and Liberty City as well as to families affected by AIDS and has hosted various toy giveaways...his foundation has an annual back-to-school kickoff celebration to distribute school uniforms and school supplies to underprivileged school-age children that are homeless, victims of domestic violence, abused and fostered...supports the Grandmothers Raising Children Foundation, as well as other various local charities...hosts an annual silent auction and benefit dinner to help raise funds for his foundation...went on a four-day goodwill tour to Jamaica in August of 2009 distributing school supplies, clothes and athletic gear to children...in December of 2013 he opened his first SUBWAY restaurant in Hollywood, FL and now has four SUBWAY restaurants...having struggled with his weight in college he's a longtime patron of SUBWAY and makes random appearances at his restaurant and personally prepares sandwiches for his customers...also owns one store with each of the following franchises: Starbucks, Einstein Bros. Bagels and Auntie Anne's...has an endorsement deal with Coral Springs Auto Mall...enjoys football and his favorite teams are the Miami Dolphins and Miami Hurricanes...played football until the 10th grade before a knee injury forced him to the sidelines...wears size 18 sneakers.

REGULAR SEASON CAREER HIGHS:

MINS:..... 53:21, vs. Utah (3-14-09)
FGM:..... 12, vs. New Jersey (11-14-09)
FGA:..... 21, at Detroit (4-1-07)
3-PT FGM:..... 1, two times (last: vs. Portland, 3-18-15)
3-PT FGA:..... 2, vs. New Orleans (2-21-15)
FTM:..... 12, at Milwaukee (12-8-04)
FTA:..... 12, two times (last: vs. Phoenix, 3-20-12)
OR:..... 8, five times (last: at Utah, 12-3-06)
DR:..... 16, at Milwaukee (3-26-10)
TOT:..... 18, two times (last: at Milwaukee, 3-26-10)
AST:..... 7, at Phoenix (1-5-07)
STL:..... 5, vs. Philadelphia (4-14-06)
TO:..... 5, three times (last: at Chicago, 3-26-09)
BLK:..... 3, four times (last: at Charlotte, 1-18-14)
PTS:..... 28, two times (last: vs. New Jersey, 11-14-09)

POSTSEASON CAREER HIGHS:

MINS:..... 46, at New Jersey (4-28-05)
FGM:..... 8, four times (last: vs. Indiana, 5-30-13)
FGA:..... 14, at Detroit (5-31-06)
3-PT FGM:..... 0
3-PT FGA:..... 1, at Detroit (5-31-06)
FTM:..... 9, at Chicago (5-4-06)
FTA:..... 10, at Chicago (4-27-06)
OR:..... 8, vs. Dallas (6-13-06)
DR:..... 13, two times (last: at Boston, 6-3-12)
TOT:..... 19, at New Jersey (4-28-05)
AST:..... 4, two times (last: vs. New Jersey, 5-10-06)
STL:..... 3, two times (last: vs. Dallas, 6-13-06)
TO:..... 4, two times (last: vs. Dallas, 6-15-06)
BLK:..... 2, three times (last: at Milwaukee, 4-28-13)
PTS:..... 20, at New Jersey (5-14-06)

NBA REGULAR SEASON

Year Team	G-GS	MIN	FGM-FGA	PCT	3FG-3FGA	PCT	FT-FTA	PCT	OFF-DEF-TOT	AST	PF-DQ	STL	TO	BS	PTS	AVG
03-04 Miami	75-24	1795	205-447	.459	0-3	.000	140-183	.765	189-284-473	51	197-2	33	74	24	550	7.3
04-05 Miami	80-80	2675	346-641	.540	0-4	.000	178-225	.791	239-487-726	108	260-5	63	113	41	870	10.9
05-06 Miami	81-80	2491	300-591	.508	0-2	.000	157-199	.789	167-467-634	95	216-2	50	80	17	757	9.3
06-07 Miami	79-79	2483	353-717	.492	0-4	.000	138-203	.680	188-466-654	97	236-1	49	110	26	844	10.7
07-08 Miami	49-48	1805	237-507	.467	0-0	.000	115-142	.810	107-336-443	68	145-2	39	67	18	589	12.0
08-09 Miami	75-75	2560	333-643	.518	0-0	.000	128-170	.753	169-449-618	85	204-0	43	82	25	794	10.6
09-10 Miami	78-0	2177	312-632	.494	0-0	.000	147-193	.762	167-462-629	52	174-0	30	75	23	771	9.9
10-11 Miami	13-0	345	44-86	.512	0-0	.000	16-20	.800	29-77-106	6	39-0	7	14	3	104	8.0
11-12 Miami	64-10	1589	151-357	.423	0-0	.000	83-102	.814	117-353-470	42	142-0	35	60	24	385	6.0
12-13 Miami	75-59	1414	129-251	.514	0-0	.000	32-45	.711	97-307-404	38	173-1	30	45	15	290	3.9
13-14 Miami	46-18	653	74-146	.507	0-0	.000	25-44	.568	42-133-175	13	79-1	11	24	15	173	3.8
14-15 Miami	62-25	995	107-239	.448	2-10	.200	45-64	.703	71-187-258	46	113-0	21	41	13	261	4.2
TOTALS	777-498	20981	2591-5257	.493	2-23	.087	1204-1590	.757	1582-4008-5590	701	1978-14	411	785	244	6388	8.2

NBA PLAYOFFS

Year Team	G-GS	MIN	FGM-FGA	PCT	3FG-3FGA	PCT	FT-FTA	PCT	OFF-DEF-TOT	AST	PF-DQ	STL	TO	BS	PTS	AVG
03-04 Miami	13-0	199	13-33	.394	0-0	.000	21-31	.677	18-26-44	3	22-0	5	3	3	47	3.6
04-05 Miami	15-15	543	52-106	.491	0-0	.000	34-46	.739	38-112-150	15	48-0	8	18	6	138	9.2
05-06 Miami	22-22	650	74-150	.493	0-1	.000	41-60	.683	49-113-162	17	79-2	13	31	7	189	8.6
06-07 Miami	4-4	103	12-25	.480	0-0	.000	6-8	.750	4-17-21	4	14-0	1	2	2	30	7.5
08-09 Miami	7-7	204	25-46	.543	0-0	.000	9-10	.900	13-48-61	3	19-0	3	6	3	59	8.4
09-10 Miami	5-0	142	13-37	.351	0-0	.000	4-6	.667	9-28-37	4	18-0	1	5	1	30	6.0
10-11 Miami	12-0	290	27-68	.397	0-0	.000	9-10	.900	13-41-54	9	31-0	6	11	4	63	5.3
11-12 Miami	22-11	452	40-88	.455	0-0	.000	26-35	.743	37-104-141	13	60-1	5	20	6	106	4.8
12-13 Miami	22-19	357	51-86	.593	0-0	.000	8-14	.571	26-54-80	6	54-0	15	14	5	110	5.0
13-14 Miami	16-6	169	17-37	.459	0-0	.000	6-10	.600	12-29-41	4	28-0	1	1	3	40	2.5
TOTALS	138-84	3109	324-676	.479	0-1	.000	164-230	.713	219-572-791	78	373-3	58	111	40	812	5.9


GUARD



MIAMI
HEAT

TYLER JOHNSON 8





HEIGHT:
6'4"

WEIGHT:
186

YEARS PRO:
1

BIRTHDATE:
5/7/92
(Grand Forks, N.D.)

HIGH SCHOOL:
St. Francis HS
(Mountain View, CA)

COLLEGE:
Fresno State

GO GUARD

TYLER JOHNSON

CAREER TRANSACTIONS:

Was not drafted by the NBA out of college in the 2014 NBA Draft...signed by the HEAT as a free agent on Aug. 7, 2014...waived by the HEAT on Oct. 25, 2014...signed a contract with the NBA Development League on Oct. 29, 2014 and was acquired by the Sioux Falls Skyforce...signed to a 10-day contract by the HEAT on Jan. 8, 2015...signed to a second 10-day contract by the HEAT on Jan. 29, 2015...signed by the HEAT on Feb. 8, 2015.

2014-15 SEASON:

Split the season between the HEAT and the Sioux Falls Skyforce of the NBA Development League...appeared in 32 games (two starts) for the HEAT and averaged 5.9 points (.419 FG%, .681 FT%), 2.5 rebounds, 1.3 assists and 18.8 minutes...officially missed nine games as a DNP-CD and one game as a healthy scratch on the inactive list...ranked among the NBA rookie leaders in steals per game (7th), assists per game (15th) and scoring average (18th)...topped the HEAT in scoring twice, in steals seven times, in minutes three times, in blocks twice and in rebounds and assists once each...was Miami's leading scorer off the bench five times and also led the HEAT reserves in steals 13 times, in assists seven times, in blocks five times and in minutes and rebounds four times each...scored in double figures on nine occasions, including a pair of 20-point performances...grabbed double-figure rebounds once and posted one double-double...set career highs in both points (26) and field goals made (10) on Mar. 2 vs. Phoenix with the 26-point effort ranking as the third highest single-game scoring output by a HEAT rookie in a non-start...became one of only 18 players in franchise history to play all 48 minutes in a non-overtime game for the HEAT in the season finale at Philadelphia on Apr. 15...in addition to setting a career high in minutes played at Philadelphia, he also set career highs in field goals attempted (15) and defensive (8) and total (10) rebounds and tied his career high in steals (4)...made his NBA debut at Golden State on Jan. 14 and had two points in

1:44 of action...made his first NBA start at Washington on Mar. 6 and tallied 11 points, five rebounds, three assists and one steal in 36:24 of action...started all 15 games in which he appeared for the Skyforce and averaged 18.5 points (.488 FG%, .808 FT%), 4.5 rebounds, 4.3 assists, 1.00 steals and 34.5 minutes...missed six games (Nov. 29-Dec. 13) due to a strained groin...scored in double figures 13 times with the Skyforce, including six games with at least 20 points and one 30-point effort...**NBA Season Highs:** 26 points (vs. Phoenix, Mar. 2), 10 rebounds (at Philadelphia, Apr. 15), six assists (vs. Sacramento, Mar. 7), four steals (twice), two blocks (at Boston, Feb. 1) and 48:00 minutes (at Philadelphia, Apr. 15).

COLLEGE:

Played four seasons at Fresno State University, appearing in 128 career games (87 starts) and averaged 10.5 points (.456 FG%, .716 FT%), 4.8 rebounds, 2.4 assists, 1.09 steals and 27.6 minutes...finished his career ranked 16th on Fresno State's all-time scoring list (1,350 career points)...as a senior, started all 35 games in which he appeared and averaged 15.9 points (.479 FG%, .805 FT%), 7.3 rebounds, 2.9 assists, 1.03 steals and 33.6 minutes...named to the All-Mountain West Second Team...shot the sixth-highest single-season three-point field goal percentage (.375) in school history...scored a career-high 25 points twice (at Pacific on Nov. 23, 2013 and vs. Air Force on Jan. 8, 2014)...as a junior, appeared in 29 games (28 starts) and averaged 12.1 points (.461 FG%, .709 FT%), 4.1 rebounds, 2.0 assists and 29.6 minutes...as a sophomore, appeared in 33 games (23 starts) and averaged 9.3 points (.422 FG%, .686 FT%), 4.6 rebounds, 2.5 assists, 1.33 steals and 29.6 minutes...as a freshman, appeared in all 31 games (one start) and averaged 4.4 points (.441 FG%, .540 FT%), 2.9 rebounds, 2.0 assists, 1.10 steals and 16.9 minutes.

PERSONAL:

Full name is Tyler Ryan Johnson...is the son of Jennifer and Milton Johnson...his mother, Jennifer, serves in the United States Air Force...has three brothers (Brandon, Logan and Gabe) and a sister (Lauren)...is engaged to Ashley Fletcher...has a son (Dameon Johnson)...majored in communications at Fresno State...enjoys cooking...when his career is over he would like to coach his high school team...suffered a broken jaw as a member of the HEAT at the 2015 Orlando Pro Summer League...wears size 13 sneakers.

REGULAR SEASON CAREER HIGHS:

MINS:..... 48:00, at Philadelphia (4-15-15)
FGM:..... 10, vs. Phoenix (3-2-15)
FGA:..... 15, at Philadelphia (4-15-15)
3-PT FGM:..... 3, three times (last: vs. Sacramento, 3-7-15)
3-PT FGA:..... 5, two times (last: at Philadelphia, 4-15-15)
FTM:..... 7, vs. Sacramento (3-7-15)
FTA:..... 10, vs. Sacramento (3-7-15)
OR:..... 3, at Washington (3-6-15)
DR:..... 8, at Philadelphia (4-15-15)
TOT:..... 10, at Philadelphia (4-15-15)
AST:..... 6, vs. Sacramento (3-7-15)
STL:..... 4, two times (last: at Philadelphia, 4-15-15)
TO:..... 4, two times (last: at Philadelphia, 4-15-15)
BLK:..... 2, at Boston (2-1-15)
PTS:..... 26, vs. Phoenix (3-2-15)

NBA REGULAR SEASON

Year Team	G-GS	MIN	FGM-FGA	PCT	3FG-3FGA	PCT	FT-FTA	PCT	OFF-DEF-TOT	AST	PF-DO	STL	TO	BS	PTS	AVG
14-15 Miami	32-2	603	70-167	.419	18-48	.375	32-47	.681	14-67-81	42	42-0	33	30	9	190	5.9
TOTALS	32-2	603	70-167	.419	18-48	.375	32-47	.681	14-67-81	42	42-0	33	30	9	190	5.9

FORWARD



MIAMI
HEAT

JOSH McROBERTS 4





HEIGHT:
6'10"

WEIGHT:
240

YEARS PRO:
8

BIRTHDATE:
2/28/87
(Indianapolis, IN)

HIGH SCHOOL:
Carmel (IN)

COLLEGE:
Duke

4 FORWARD

JOSH McROBERTS

CAREER TRANSACTIONS:

Selected by the Portland Trail Blazers in the second round (37th overall) of the 2007 NBA Draft...was assigned to the Idaho Stampede of the NBA D-League on Jan. 9, 2008...re-called from Idaho on Feb. 3, 2008...was assigned to the Idaho Stampede on Mar. 17, 2008...re-called from Idaho on Apr. 7, 2008...traded to the Indiana Pacers along with Jarrett Jack, the rights to Brandon Rush and cash considerations in exchange for Ike Diogu and the rights to Jerryd Bayless on July 9, 2008...re-signed by the Pacers on July 22, 2009...signed as a free agent with the Los Angeles Lakers on Dec. 14, 2011...traded to the Orlando Magic along with Christian Eyenga as part of a four-team, 12-player trade in which Orlando also received Aaron Afflalo and Al Harrington from Denver, Maurice Harkless and Nikola Vucevic from Philadelphia, a first-round and a second-round draft pick from Denver, a conditional first-round pick from Philadelphia, a conditional second-round pick in 2015 and a conditional first-round pick in 2017 from the Lakers in exchange the Magic sent Dwight Howard, Earl Clark and Chris Duhon to the Lakers; the 76ers received Jason Richardson from Orlando and Andrew Bynum from the Lakers and the Nuggets received Andre Iguodala from Philadelphia on Aug. 10, 2012...traded to the Charlotte Bobcats in exchange for Hakim Warrick on Feb. 21, 2013...signed by the HEAT as a free agent on July 14, 2014.

PROFESSIONAL CAREER:

Has appeared in 367 NBA regular season games (164 starts) during his eight-year career and has averaged 5.7 points, 4.1 rebounds, 2.1 assists and 19.9 minutes while shooting 47.8 percent from the floor, 34.5 percent from three-point range and 70.7 percent from the foul line...has scored in double figures 76 times, including three games with at least 20 points...his longest streak of consecutive games scoring in double figures is five, twice (Apr. 12-Oct. 30, 2013 and Jan. 15-22, 2014)...has grabbed double-figure rebounds on 20 occasions and has handed out double-figure assists three times...has posted 11 double-doubles...his longest streak of consecutive double-figure rebound games is three (Apr. 1-5, 2013)...has 45 multi-trey games...his longest streak of consecutive games with a trey is seven and has occurred on three occasions (last: Feb. 1-19, 2014)...has 42 multi-steal games and 42 multi-block games...his longest streak of consecutive games with a steal is seven (Nov. 18-30, 2010) and his longest streak of consecutive games with a block is 10 (Nov. 23-Dec. 11, 2010)...has appeared in 15 NBA postseason games (four starts) and has averaged 4.9 points, 3.3 rebounds, 1.5 assists and 16.6 minutes while shooting 39.3 percent from the floor, 42.1 percent from three-point

range and 81 percent from the foul line...has scored in double figures three times, grabbed double-figure rebounds once and recorded one double-double in postseason play...appeared in 15 regular season games in the NBA D-League and averaged 7.7 points (.414 FG%, .700 FT%), 6.4 rebounds, 2.5 assists and 26.6 minutes.

2014-15 SEASON:

Appeared in 17 games (four starts) for the HEAT and averaged 4.2 points (.528 FG%, .615 FT%), 2.6 rebounds, 1.9 assists and 17.4 minutes...missed a total of 65 games, 62 which were listed due to injury and three others which were officially classified as DNP-CDs because he dressed in uniform despite being injured...suffered a torn meniscus in his right knee at Phoenix on Dec. 9 and missed the final 61 games of the season...had surgery performed on his right knee by team physician Dr. Harlan Selesnick on Dec. 23...sat out three games due to a left foot blister (Nov. 14-17) with the first game (Nov. 14) officially being classified as a DNP-CD since he dressed in uniform...missed the entire preseason and the first game of the regular season recovering from left toe surgery which he had in April of 2014...topped the HEAT in assists and blocks two times each and in steals once...was Miami's leading scorer off the bench once and also topped the HEAT reserves in rebounds four times, in assists and blocks three times each, in steals twice and in minutes once...scored in double figures twice...**Season Highs:** 14 points (at Memphis, Dec. 7), eight rebounds (at Dallas, Nov. 9), seven assists (at Phoenix, Dec. 9), three steals (vs. Atlanta, Dec. 3), one block (three times) and 33:02 minutes (at Phoenix, Dec. 9).

2013-14 SEASON:

Started all 78 games in which he appeared for the Charlotte Bobcats and averaged 8.5 points (.436 FG%, .729 FT%), 4.8 rebounds, 4.3 assists and 30.3 minutes...missed three games (Apr. 2-5) with a sprained left ankle and one game (Nov. 13) due to personal reasons...set single-season career highs in games played, starts, minutes, points scored, scoring average, field goals made and attempted, three-point field goals made and attempted, defensive rebounds, assists and steals...ranked second in the NBA in assist-to-turnover ratio (4.0) and was 37th in assists per game...led the Bobcats in starts and ranked second in three-point field goals made and attempted, defensive and total rebounds, assists and games played and was third in steals and blocks...topped the Bobcats in scoring and rebounding three times each, in assists 18 times, in steals on 14 occasions and in blocks 12 times...scored in double figures a career-high 31 times, including one 20-point effort...grabbed double-figure rebounds on four occasions and handed out double-figure assists three times...posted a pair of double-doubles...hit a career-high 105 three-point field goals after combining for just 58 in his first six years in the NBA...had a career-high 28 multi-trey games and a career-high 11 multi-steal games...scored his 2,000th career point vs. Chicago on Apr. 16...played in his 300th career game vs. Milwaukee on Dec. 23...set career highs in points (24), field goals attempted (16), three-point field goals made (6) and attempted (12) and matched his career high in field goals made (8) at Orlando on Mar. 28...handed out a career-high 13 assists vs. Dallas on Feb. 11...set his career high in minutes played (44:17) at Toronto on Dec. 18...amassed a career-high four steals at Minnesota on Jan. 10...had toe surgery performed by Dr. Bob Anderson after the season to remove bone spurs from his left great toe on Apr. 30...**Season Highs:** 24 points (at Orlando, Mar. 28), 13 assists (vs. Dallas, Feb. 11), 11 rebounds (at Sacramento, Jan. 4), four steals (at Minnesota, Jan. 10), three blocks (twice) and 44:17 minutes (at Toronto, Dec. 18).

2012-13 SEASON:

Split the season between the Orlando Magic and Charlotte Bobcats...saw action in 67 games (22 starts) and

4 JOSH MCROBERTS

marks his highest career scoring effort in a non-start... **Season Highs:** 18 points (vs. Houston, Apr. 4), 13 rebounds (twice), five assists (at Cleveland, Apr. 9), three blocks (vs. Utah, Mar. 26), two steals (five times) and 33:18 minutes (vs. Houston, Apr. 4).

2008-09 SEASON:

Came off the bench in all 33 games in which he appeared for the Pacers and averaged 2.4 points (.422 FG%, .769 FT%), 2.2 rebounds and 8.5 minutes...missed a pair of games with the flu (Feb. 17-18)...was a DNP-CD on 33 occasions and was a healthy scratch on the inactive list 14 times...topped the Pacers in blocks three times and in steals twice...scored in double figures three times...grabbed double-figure rebounds once and posted one double-double...had a career-high four blocks at Philadelphia on Dec. 20...**Season Highs:** 12 points (vs. Toronto, Apr. 8), 11 rebounds (vs. Toronto, Apr. 8), five assists (vs. New Jersey, Dec. 23), four blocks (at Philadelphia, Dec. 20), two steals (three times) and 28:23 minutes (at Philadelphia, Dec. 20).

2007-08 SEASON:

Split the season between the Portland Trail Blazers of the NBA and the Idaho Stampede of the NBA D-League...appeared in eight games (no starts) for the Trail Blazers and averaged 1.5 points (.600 FG%, .000 FT%), 1.3 rebounds and 3.5 minutes...spent 42 games on the inactive list (Oct. 30-Nov. 17, Jan. 9-Feb. 1, Feb. 29-Apr. 6 and Apr. 16) which included his two stints with the Stampede and was a DNP-CD on 32 occasions...made his NBA debut at Charlotte on Nov. 19 and was scoreless in 33 seconds of play...appeared in 15 regular season games with the Stampede and averaged 7.7 points (.414 FG%, .700 FT%), 6.4 rebounds, 2.5 assists and 26.6 minutes...also played in four D-League postseason games and averaged 6.3 points (.500 FG%, .875 FT%), 5.0 rebounds, 1.25 blocks, 1.0 assists, 1.00 steals and 19.3 minutes while helping lead Idaho to the 2008 D-League Championship...**NBA Season Highs:** Six points (at Detroit, Feb. 8), four rebounds (vs. Memphis, Apr. 15), one assist (twice), one steal (vs. Philadelphia, Dec. 30) and 11:35 minutes (at Detroit, Feb. 8).

NBA PLAYOFFS:

2014: Started all four games for the Charlotte Bobcats in the Opening Round vs. Miami and averaged 11.5 points (.455 FG%, .800 FT%), 6.8 rebounds, 3.8 assists, 1.00 steals and 38.5 minutes...led the Bobcats in minutes and defensive rebounds and ranked second in three-point field goals made, total rebounds and assists...topped the Bobcats in rebounds twice and in minutes and assists once...scored in double figures three times, grabbed double-figure rebounds once and posted one double-double...set postseason career highs in points (15), field goals made (6) and three-point field goals made (3) in Game 1 at Miami on Apr. 20...set postseason career highs in minutes (42:17), defensive rebounds (9), total rebounds (10) and assists (5) in Game 4 at Charlotte on Apr. 28...**2012:** Came off the bench in all six games in which he appeared for the Los Angeles Lakers and tallied two points, four rebounds, one assist and one block in 16 minutes...appeared in three games in the Opening Round vs. Denver and was scoreless with two rebounds and one assist in six minutes...saw action in three games in the Western Conference Semifinals vs. Oklahoma City and averaged 0.7 points (.250 FG%, .000 FT%), 0.7 rebounds and 3.7 minutes...**2011:** Came off the bench in all five games of Indiana's Opening Round series vs. Chicago and averaged 5.0 points (.333 FG%, .818 FT%), 3.6 rebounds, 1.2 assists and 15.8 minutes...made his NBA Playoff debut in Game 1 at Chicago on Apr. 16 and tallied four points, five rebounds and one assist in 12:40 of action.

averaged 6.0 points (.455 FG%, .765 FT%), 4.9 rebounds, 2.1 assists and 22.2 minutes...sat out one game (Mar. 24) with a sprained left shoulder...was a DNP-CD on 14 occasions (13 with Orlando and one with Charlotte)...appeared in 41 games (three starts) with the Magic and averaged 3.9 points (.392 FG%, .733 FT%), 3.3 rebounds, 1.7 assists and 16.7 minutes...topped the Magic in assists twice and rebounds once...saw action in 26 games (19 starts) for the Bobcats and averaged 9.3 points (.505 FG%, .782 FT%), 7.2 rebounds, 2.7 assists and 30.8 minutes...topped the Bobcats in rebounds 11 times, in steals and blocks five times each and in assists once...scored in double figures 13 times, including one 20-point effort...grabbed double-figure rebounds eight times and amassed three double-doubles...set career highs in both defensive (12) and total (16) rebounds vs. Philadelphia on Apr. 3...matched his career high with seven offensive rebounds vs. Miami on Apr. 5...set career highs in both free throws made (7) and assisted (9) vs. Washington on Mar. 18...**Season Highs:** 20 points (vs. Cleveland, Apr. 17), 16 rebounds (vs. Philadelphia, Apr. 3), nine assists (vs. Milwaukee, Apr. 13), three steals (at Toronto, Mar. 15), three blocks (vs. Boston, Nov. 25) and 42:47 minutes (vs. Philadelphia, Apr. 3).

2011-12 SEASON:

Appeared in 50 games (six starts) for the Los Angeles Lakers and averaged 2.8 points (.475 FG%, .639 FT%), 3.4 rebounds, 1.0 assists and 14.4 minutes...missed six games (Jan. 3-11) due to a sprained left big toe and sprained left thumb and was a DNP-CD on 10 occasions...topped the Lakers in scoring once, in steals and blocks three times each, in rebounds twice and in minutes once...scored in double figures twice...played in his 200th career game vs. Denver on Apr. 13...**Season Highs:** 16 points (at Sacramento, Apr. 26), nine rebounds (at Sacramento, Apr. 26), four assists (at Sacramento, Apr. 26), three steals (twice), two blocks (five times) and 37:43 minutes (at Sacramento, Apr. 26).

2010-11 SEASON:

Appeared in 72 games (51 starts) for the Indiana Pacers and averaged 7.4 points (.547 FG%, .739 FT%), 5.3 rebounds, 2.1 assists and 22.2 minutes...missed one game (Dec. 19 at Boston) due to a lower abdominal strain, four as a DNP-CD and five games as a healthy scratch on the inactive list...set single-season career highs in free throws made and attempted, total rebounds and blocked shots...was second on the team in blocks per game and in defensive rebounds, total rebounds and total blocks...topped the Pacers in scoring once, in rebounds 11 times and in assists on six occasions...scored in double figures 19 times, including one 20-point effort...grabbed double-figure rebounds five times and posted three double-doubles...matched his career high with four blocks vs. the Lakers on Nov. 28 in Los Angeles...had a career-high 14 multi-block games...**Season Highs:** 20 points (at Chicago, Jan. 29), 13 rebounds (vs. Detroit, Mar. 30), seven assists (vs. Charlotte, Feb. 9), four blocks (at L.A. Lakers, Nov. 28), three steals (three times) and 32:47 minutes (vs. Toronto, Jan. 31).

2009-10 SEASON:

Appeared in 42 games (three starts) for the Pacers and averaged 4.3 points (.521 FG%, .500 FT%), 3.0 rebounds, 1.0 assists and 12.5 minutes...did not miss a game due to injury but was a DNP-CD on 24 occasions and a healthy scratch on the inactive list 16 times...topped Indiana in rebounds twice and in assists three times...scored in double figures six times...grabbed double-figure rebounds twice and recorded a pair of double-doubles...made his first NBA career start vs. Minnesota on Jan. 2 and totaled seven points, eight rebounds, two steals and two blocked shots before fouling out in 24:55 minutes of action...his season-high 18-point performance vs. Houston on Apr. 4

JOSH MCROBERTS 4

COLLEGE:

Played two seasons at Duke University before becoming an early entry candidate for the 2007 NBA Draft after his sophomore year...appeared in 69 games (63 starts) for the Blue Devils and averaged 10.8 points, 6.5 rebounds, 2.4 assists, 1.86 blocks and 1.16 steals while shooting 54 percent from the floor, 27.8 percent from three-point range and 66.4 percent from the foul line...averaged 13.0 points (.502 FG%, .664 FT%), 7.9 rebounds, 3.5 assists, 2.48 blocks and 1.18 steals in 33 games (32 starts) as a sophomore in 2006-07 and was named to both the All-ACC Second Team and All-ACC Defensive Team...tallied a career-high 22 points, 12 rebounds, five blocks and four assists in Duke's NCAA Tournament loss to Virginia Commonwealth on Mar. 15...was named team captain as a sophomore, becoming one of only two players in Duke history to be named a captain in his sophomore season...earned All-ACC Freshman honors and was named to the ACC All-Tournament Second Team as a freshman in 2005-06...appeared in 36 games (31 starts) as a freshman and averaged 8.7 points (.605 FG%, .664 FT%), 5.3 rebounds, 1.5 assists, 1.28 blocks and 1.14 steals...led the Blue Devils in field goal percentage as a freshman and ranked second in rebounds and blocks and third in scoring.

PERSONAL:

Full name is Joshua Scott McRoberts...nickname is "J Mac"...is the son of Tim and Jennifer McRoberts...his mom is a teacher...has a younger brother (Zach) who played basketball for one season at the University of Vermont (2014-15) and two younger sisters (Elizabeth and Sarah)...his father played basketball at Butler University and his mother played volleyball there...his maternal grandfather, Ken Pennington, also played basketball at Butler and is in both the Butler Athletic Hall of Fame and the Indiana Basketball Hall of Fame...majored in history at Duke...his most prized possession is a piece of the net his brother gave him after he won the first of his two Indiana state basketball titles (2012 and 2013)...when his playing career is over he wants to help young people through basketball or teaching...during the lockout of 2011 he coached at his high school...while at Carmel High School he mentored elementary and middle school students in conjunction with the Stay in Bounds Ambassador Program...has been an active volunteer with the American Red Cross, YMCA and Carmel Dads' Club...was named National High School Senior Athlete of the Year by the National High School Coaches Association...won the 2005 Morgan Wooten Award as McDonald's All-American Player of the Year and was named First Team All-America by *Parade* and *USA Today*...was named MVP of the McDonald's All-America game (17 points, 12 rebounds) while leading the East to a 115-100 victory...in high school played on the same AAU team as Mike Conley, Jr., Daequan Cook and Greg Oden...wears size 17.5 sneakers.

REGULAR SEASON CAREER HIGHS:

MINS:..... 44:17, at Toronto (12-18-13)
FGM:..... 8, three times (last: at Orlando, 3-28-14)
FGA:..... 16, at Orlando (3-28-14)
3-PT FGM:..... 6, at Orlando (3-28-14)
3-PT FGA:..... 12, at Orlando (3-28-14)
FTM:..... 7, vs. Washington (3-18-13)
FTA:..... 9, vs. Washington (3-18-13)
OR:..... 7, two times (last: vs. Miami, 4-5-13)
DR:..... 12, vs. Philadelphia (4-3-13)
TOT:..... 16, vs. Philadelphia (4-3-13)
AST:..... 13, vs. Dallas (2-11-14)
STL:..... 4, at Minnesota (1-10-14)
TO:..... 8, at Phoenix (12-3-10)
BLK:..... 4, two times (last: at L.A. Lakers, 11-28-10)
PTS:..... 24, at Orlando (3-28-14)

POSTSEASON CAREER HIGHS:

MINS:..... 42:17, vs. Miami (4-28-14)
FGM:..... 6, at Miami (4-20-14)
FGA:..... 9, three times (last: vs. Miami, 4-26-14)
3-PT FGM:..... 3, at Miami (4-20-14)
3-PT FGA:..... 5, two times (last: vs. Miami, 4-28-14)
FTM:..... 5, two times (last: vs. Miami, 4-26-14)
FTA:..... 6, vs. Miami (4-26-14)
OR:..... 3, two times (last: at Chicago, 4-18-11)
DR:..... 9, two times (last: vs. Miami, 4-28-14)
TOT:..... 10, vs. Miami (4-28-14)
AST:..... 5, vs. Miami (4-28-14)
STL:..... 2, two times (last: at Miami, 4-20-14)
TO:..... 2, four times (last: vs. Miami, 4-28-14)
BLK:..... 1, three times (last: vs. Miami, 4-28-14)
PTS:..... 15, at Miami (4-20-14)

NBA REGULAR SEASON

Year Team	G-GS	MIN	FGM-FGA	PCT	3FG-3FGA	PCT	FT-FTA	PCT	OFF-DEF-TOT	AST	PF-DQ	STL	TO	BS	PTS	AVG
07-08 POR	8-0	28	6-10	.600	0-1	.000	0-0	.000	2-8-10	2	1-0	1	2	0	12	1.5
08-09 IND	33-0	279	35-83	.422	0-10	.000	10-13	.769	26-48-74	16	41-1	12	12	16	80	2.4
09-10 IND	42-3	524	76-146	.521	8-23	.348	19-38	.500	40-87-127	44	74-2	17	19	16	179	4.3
10-11 IND	72-51	1597	211-386	.547	23-60	.383	88-119	.739	109-273-382	150	165-1	47	93	57	533	7.4
11-12 LAL	50-6	718	56-118	.475	3-7	.429	23-36	.639	61-110-171	51	74-0	15	31	18	138	2.8
12-13 ORL/CHA	67-22	1487	156-343	.455	24-84	.286	65-85	.765	93-232-325	141	131-2	32	66	27	401	6.0
13-14 CHA	78-78	2360	247-566	.436	105-291	.361	62-85	.729	85-288-373	333	189-0	58	83	46	661	8.5
14-15 Miami	17-4	296	28-53	.528	8-19	.421	8-13	.615	7-38-45	33	41-0	12	22	3	72	4.2
TOTALS	367-164	7290	815-1705	.478	171-495	.345	275-389	.707	423-1084-1507	770	716-6	194	328	183	2076	5.7

NBA PLAYOFFS

Year Team	G-GS	MIN	FGM-FGA	PCT	3FG-3FGA	PCT	FT-FTA	PCT	OFF-DEF-TOT	AST	PF-DQ	STL	TO	BS	PTS	AVG
10-11 IND	5-0	79	8-24	.333	0-1	.000	9-11	.818	8-10-18	6	17-0	4	5	1	25	5.0
11-12 LAL	6-0	16	1-4	.250	0-1	.000	0-0	.000	0-4-4	1	1-0	0	2	1	2	0.3
13-14 CHA	4-4	154	15-33	.455	8-17	.471	8-10	.800	1-26-27	15	13-0	4	6	1	46	11.5
TOTALS	15-4	249	24-61	.393	8-19	.421	17-21	.810	9-40-49	22	31-0	8	13	3	73	4.9

GUARD



JOSH RICHARDSON





HEIGHT:
6'6"

WEIGHT:
200

YEARS PRO:
R

BIRTHDATE:
9/15/93
(Edmond, OK)

HIGH SCHOOL:
Santa Fe
(Edmond, OK)

COLLEGE:
Tennessee

GUARD

JOSH RICHARDSON

CAREER TRANSACTIONS:

Was drafted by the HEAT in the second round (40th overall) of the 2015 NBA Draft...signed by the HEAT on Aug. 3, 2015.

COLLEGE CAREER:

Played four seasons at the University of Tennessee, appearing in 136 games (110 starts) with the Volunteers and averaged 9.2 points, 3.2 rebounds, 1.8 assists, 1.08 steals and 28.2 minutes while shooting 45.6 percent from the field, 31.8 percent from three-point range and 75.8 percent from the foul line...finished his collegiate career ranked third in games played (136), ninth in minutes (3,842), ninth in games started (110), 10th in steals (147), 16th in blocks (88) and 28th in points (1,252) on the school's all-time lists...as a senior in 2014-15, appeared in 32 games (all starts) and averaged 16.0 points (.461 FG%, .798 FT%), 4.5 rebounds, 3.6 assists, 2.09 steals and 36.3 minutes while shooting a career-high 35.9 percent from three-point range...named to the Coaches and Associated Press All-SEC First Teams...selected to the Lefty Driesell Defensive All-American Team and SEC All-Defensive Team...earned SEC Community Service Team honors...named Co-National Player of the Week and the SEC Player of the Week on Dec. 15, 2014...recorded 67 steals, tying the most ever by a Tennessee senior and tied for the third-most ever during a single-season in school history...led the team in points (513), assists (115), steals (67), minutes (1,162), field goals made (184), three-point field goals made (46) and free throws made (99)...topped the team in points and assists 20 times and in steals on 15 occasions...scored his 1,000th career point on Jan. 20 at South Carolina,

becoming the 47th Volunteer to reach that plateau...as a junior in 2013-14, appeared in 37 games (36 starts) and averaged 10.3 points (.474 FG%, .793 FT%), 2.9 rebounds, 1.5 assists and 30.3 minutes while shooting 34 percent from three-point range...named to the SEC All-Defensive Team...he helped Tennessee reach the Sweet 16 in the 2014 NCAA Tournament...in UT's four 2014 NCAA Tournament games he led the team in field goal percentage (.619) and assists (3.0) and was the Vols' second leading scorer (19.3 ppg)...scored a season-high 26 points in Tennessee's NCAA Tournament win over Mercer...finished second on the team during his junior season in steals (27) and three-point field goals made (34) and third in points (381), blocks (30), field goals made (139) and minutes (1,124)...as a sophomore in 2012-13, appeared in 33 games (all starts) and averaged 7.9 points (.469 FG%, .692 FT%), 4.3 rebounds, 1.5 assists, 1.06 steals and 30.7 minutes...led the team in steals (35)...finished second on the team in rebounds (143) and minutes (1,013) and third in assists (51) and blocks (23)...as a freshman in 2011-12, appeared in 34 games (nine starts) and averaged 2.9 points (.353 FG%, .640 FT%), 1.4 rebounds and 16.0 minutes...tied for the most games played on the team...made his first collegiate start against 13th-ranked Florida, totaling seven points, two rebounds, one assist, one steal and a block in the upset win.

PERSONAL:

Full name is Joshua Michael Richardson...goes by the nicknames "J-Rich", "Slim" and "JR"...is the son of Michael and Alice Richardson...his father is a retired Oklahoma City firefighter...his mother is a retired lieutenant colonel with the U.S. Air Force reserves and is an active ordained Baptist minister...has an older sister (Alex Richardson) who played one year of basketball at Oklahoma State University before transferring to Central Oklahoma University where she played both basketball and volleyball...graduated Tennessee in May 2015 with a degree in Psychology...in his spare time he enjoys playing the classical piano, playing video games, riding a longboard or taking a nap...lists his Sweet 16 ring as his most prized possession...played in all 10 games for the HEAT in both the 2015 Orlando Pro Summer League and the NBA Summer League in Las Vegas and averaged 11.8 points, 2.8 rebounds, 1.70 steals and 1.6 assists while shooting 38.7 percent from the floor, 38.6 percent from three-point range and 82.8 percent from the foul line...in August 2013 he participated in a five-game exhibition tour of Jamaica with Athletes in Action and averaged 11.2 points, 3.4 rebounds, 2.4 steals and 1.6 assists...in June 2012 he participated in a six-game tour of Poland and Germany for Athletes in Action...his favorite sport other than basketball is soccer and he's a fan of Real Madrid...says something most people don't know about him is that he likes classic rock...wears size 14 sneakers.

COLLEGE STATISTICS

Year Team	G-GS	MIN	FGM-FGA	PCT	3FG-3FGA	PCT	FT-FTA	PCT	OFF-DEF-TOT	AST	PF-DQ	STL	TO	BS	PTS	AVG
11-12 - Tennessee	34-9	543	36-102	.353	9-38	.237	16-25	.640	18-29-47	24	61-0	18	32	19	97	2.9
12-13 - Tennessee	33-33	1013	99-211	.469	9-42	.214	54-78	.692	41-102-143	51	82-0	35	55	23	261	7.9
13-14 - Tennessee	37-36	1124	139-293	.474	34-100	.340	69-87	.793	29-77-106	56	79-0	27	37	30	381	10.3
14-15 - Tennessee	32-32	1162	184-399	.461	46-128	.359	99-124	.798	28-115-143	115	79-4	67	85	16	513	16.0
TOTALS	136-110	3842	458-1005	.456	98-308	.318	238-314	.758	116-323-439	246	301-4	147	209	88	1252	9.2

FORWARD/CENTER



AMAR'E STOUDEMIRE 5





HEIGHT:
6'10"

WEIGHT:
245

YEARS PRO:
13

BIRTHDATE:
11/16/82
(Lake Wales, FL)

HIGH SCHOOL:
Cypress Creek
(Orlando, FL)

5 FORWARD/CENTER

AMAR'E STOUDEMIRE

CAREER TRANSACTIONS:

Selected in the first round of the 2002 NBA Draft (ninth overall) by the Phoenix Suns...traded by the Suns to the New York Knicks for a future second-round draft pick on July 9, 2010...waived by the Knicks on Feb. 16, 2015...signed as a free agent by the Dallas Mavericks on Feb. 18, 2015...signed as a free agent by the HEAT on July 10, 2015.

PROFESSIONAL CAREER:

Has appeared in 794 NBA regular season games (660 starts) during his 13-year career and has averaged 19.8 points, 8.1 rebounds, 1.3 assists, 1.28 blocks and 32.1 minutes while shooting 53.6 percent from the field, 23.6 percent from three-point range and 76.1 percent from the line...has missed 234 games due to injury, 10 games due to rest and recovery, four games as a DNP-CD, four games for personal reasons and a pair of games as a healthy scratch on the inactive list to get acclimated after changing teams midseason...is a six-time All-Star (three-time starter)...has earned All-NBA First Team honors once and All-NBA Second Team honors on four occasions...is a recipient of the NBA Rookie of the Year Award and was a unanimous All-Rookie First Team selection...was named Western Conference Player of the Month twice and has captured Player of the Week honors on eight occasions (six times in the Western Conference and twice in the Eastern Conference)...was twice named Western Conference Rookie of the Month...has averaged double figures in scoring in 12 of his 13 seasons, including each of the last nine seasons...has shot at least 50 percent from the field in nine of his 13 seasons, including eight of the last nine...has scored in double figures on 694 occasions, including 399 games with at least 20 points, 109 games with at least 30 points, 18 games with at least 40 points and one 50-point performance...his longest streak of consecutive games scoring in double figures is 137 (Dec. 28, 2009-Jan. 11, 2012)...his longest stretch of consecutive 20-point games is 26 (Nov. 24, 2010-Jan. 19, 2011), his longest stretch of consecutive 25-point games is 11 (Feb. 6-Mar. 1, 2008) and his longest string of consecutive 30-point games is nine (Nov. 28-Dec. 15, 2010)...has grabbed double-figure rebounds 261 times, including six games with at least 20 rebounds...has recorded four 20-point, 20-rebound games and one 30-point, 20-rebound game...his career high for consecutive games grabbing double-figure rebounds is seven (Feb. 21-Mar. 4, 2007)...has one game with double-figure blocks...has posted 250 double-doubles...his career high in consecutive games with a block is 38 (Nov. 16, 2010-Feb. 2, 2011)...his career high

for most field goals made in a game without a miss is 10 (vs. Sacramento, Feb. 2, 2013) and his career high for most free throws made in a game without a miss is 20 (vs. Houston, Mar. 22, 2008)...his career high for consecutive starts is 417 (Nov. 8, 2006-Apr. 26, 2012)...has four streaks of at least 100 consecutive games played in his career and his long is 134 games (Oct. 28, 2009-Feb. 11, 2011)...has made double-figure field goals in a game 199 times and double-figure free throws 94 times...has 276 multi-block and 152 multi-steal games...still ranks among the Suns' all-time regular season leaders in rebounds (3rd), free throws made (3rd) and attempted (3rd), scoring average (4th), blocks (5th), points (6th), field goals made (6th) and attempted (8th), field goal percentage (7th), minutes (8th) and games played (10th)...has appeared in 69 postseason games (60 starts) and has averaged 20.7 points, 8.1 rebounds, 1.46 blocks and 33.6 minutes while shooting 51.1 percent from the floor, 25 percent from three-point range and 74.6 percent from the foul line...scored in double figures 54 times in postseason play, including 37 games with at least 20 points, 15 games with 30-or-more points and four 40-point performances...his postseason career high for consecutive games scoring in double figures is 27 (Apr. 27, 2005-Apr. 25, 2008)...scored at least 20 points in a career-high 18 consecutive postseason games (May 22, 2005-Apr. 25, 2008)...still ranks among the Suns' all-time postseason leaders in scoring average (2nd), free throws made (2nd) and attempted (2nd), blocks (3rd), rebounds (4th), points (5th), field goals made (5th) and field goals attempted (8th)...has made six All-Star Game appearances (three starts) and has averaged 18.8 points (.571 FG%, .750 FT%), 7.5 rebounds, 1.2 assists and 22.8 minutes.

2014-15 SEASON:

Split the season between the New York Knicks and Dallas Mavericks and averaged 11.5 points (.557 FG%, .720 FT%), 5.6 rebounds and 21.1 minutes in 59 games (15 starts)...missed a total of 13 games due to injury (all with New York), six games due to rest and recovery (four with New York and two with Dallas) and was a healthy scratch his first two games with Dallas to get acclimated...sat out nine games (Dec. 27-Jan. 10) with a sore right knee and four games (Jan. 28-Feb. 3) with a sprained ankle...scored in double figures 37 times, including three 20-point outings...grabbed double-figure rebounds on six occasions and posted four double-doubles...appeared in 36 games (14 starts) for the Knicks and averaged 12.0 points (.543 FG%, .740 FT%), 6.8 rebounds, 1.0 assists, 0.94 blocks and 24.0 minutes...led the Knicks in scoring twice and in rebounds on 15 occasions...appeared in 23 games (one start) for the Mavericks and averaged 10.8 points (.581 FG%, .678 FT%), 3.7 rebounds and 16.5 minutes...**Season Highs:** 26 points (at New Orleans, Dec. 9), 12 rebounds (twice), five blocks (at New Orleans, Dec. 9), five steals (vs. Toronto, Dec. 14), four assists (at Milwaukee, Nov. 18) and 37:51 minutes (vs. Toronto, Dec. 14).

2013-14 SEASON:

Appeared in 65 games (21 starts) for the Knicks and averaged 11.9 points (.557 FG%, .739 FT%), 4.9 rebounds and 22.6 minutes...missed a total of nine games due to injury, four games for rest and four games as a DNP-CD...sat out seven games with a sprained left ankle and bone bruise from Jan. 17-30 after suffering the injury on Jan. 16 at Indiana...missed a pair of games (Feb. 19 and Feb. 28) with a sore left knee...finished sixth in the NBA in field goal percentage...led the Knicks in field goal percentage and ranked second in free throws made and attempted...topped the Knicks in scoring five times and in rebounds on six occasions...scored in double figures 40 times, including nine games with at least 20 points...grabbed double-figure rebounds five times and posted five double-doubles...scored his 15,000th career point at Brooklyn on Apr. 15...

played in his 700th NBA game at Philadelphia on Jan. 11...
Season Highs: 24 points (at Toronto, Apr. 11), 13 rebounds (at Golden State, Mar. 30), four assists (at Cleveland, Mar. 8), three blocks (at Cleveland, Mar. 8), two steals (three times) and 39:52 minutes (at Toronto, Apr. 11).

2012-13 SEASON:

Came off the bench in all 29 games in which he appeared for the Knicks and averaged 14.2 points (.577 FG%, .808 FT%), 5.0 rebounds and 23.5 minutes...missed a total of 53 games due to injury...sat out the first 30 games of the season (Nov. 2-Dec. 28) following a left knee debridement on Oct. 13...as part of his rehabilitation he was assigned to the Erie BayHawks of the NBA D-League on Dec. 18 and was recalled on Dec. 21 without playing a game for the BayHawks...made his season debut vs. Portland on Jan. 1 and played 29 consecutive games before missing the final 23 games of the season after he underwent a right knee debridement on Mar. 11...when he came off the bench vs. Portland on Jan. 1 it snapped his career high streak of 417 consecutive starts...topped the Knicks in points and rebounds once each...scored in double figures 24 times, including six games with at least 20 points...hit all 10 of his field goal attempts on Feb. 2 vs. Sacramento, marking the most field goals he made in a game in his career without a miss, falling just one shy of tying the Knicks franchise record...scored his 14,000th career point vs. Milwaukee on Feb. 1...**Season Highs:** 22 points (three times), nine rebounds (twice), three blocks (at Washington, Feb. 6), two assists (twice), two steals (twice) and 31:55 minutes (at Washington, Apr. 10).

2011-12 SEASON:

Started all 47 games in which he appeared for the Knicks and averaged 17.5 points (.483 FG%, .765 FT%), 7.8 rebounds, 1.1 assists, 0.96 blocks and 32.8 minutes...served as a Knicks co-captain...missed a total of 15 games due to injury and four (Feb. 6-11) for personal reasons following the tragic death of his older brother, Hazell, who was killed in a car accident in Lake Wales, FL on Feb. 6...sat out a pair of games (Dec. 31-Jan. 2) due to a sprained left ankle suffered in Los Angeles against the Lakers on Dec. 29 and missed 13 games (Mar. 26-Apr. 18) due to a bulging disk in his lower back...ranked second on the Knicks in points, scoring average, field goals made and attempted, double-doubles, blocks and offensive, defensive and total rebounds...topped New York in points and rebounds 16 times each and in assists twice...scored in double figures 43 times, including 18 games with at least 20 points and one 30-point effort...grabbed double-figure rebounds 17 times and posted 16 double-doubles...when he was held to six points at Memphis on Jan. 12 it ended a career high streak of 137 consecutive games scoring in double figures...played in his 600th NBA game at Detroit on Jan. 7...**Season Highs:** 34 points (vs. Chicago, Feb. 2), 14 rebounds (at Cleveland, Jan. 25), four blocks (at Cleveland, Apr. 20), four assists (twice), three steals (three times) and 45:09 minutes (vs. Denver, Jan. 21).

2010-11 SEASON:

Started all 78 games in which he appeared for the Knicks and averaged 25.3 points (.502 FG%, .792 FT%), 8.2 rebounds, 2.6 assists, 1.92 blocks and 36.8 minutes...was named captain of the Knicks on Sept. 25, 2010...missed a total of four games due to injury...sat out Feb. 12 at New Jersey with a sprained right big toe and missed three games (Apr. 8-12) with a sprained left ankle...earned All-NBA Second Team honors...finished ninth in the MVP voting...was selected an Eastern Conference starter for the All-Star Game in Los Angeles...was a two-time NBA Eastern Conference Player of the Week (weeks ending Nov. 21 and Dec. 5)...set single season career highs in field goals attempted, three-point field goals made and assists...ranked among the NBA leaders in scoring

5 AMAR'E STOUDEMIRE

average (6th), blocks per game (7th), minutes per game (20th), rebounds per game (23rd) and field goal percentage (30th)...led the Knicks in points, field goals made and attempted, field goal percentage, free throws made and attempted, offensive, defensive and total rebounds, double-doubles, blocks and minutes played...topped New York in points a team-high 49 times, in rebounds a team-high 38 times and in assists once...scored in double figures 78 times, including 61 games with at least 20 points, 22 games with at least 30 points and three 40-point efforts...scored at least 20 points in a career-high 26 consecutive games from Nov. 24-Jan. 19 and scored at least 30 points in a franchise-record and career-high nine consecutive games from Nov. 28-Dec. 15...grabbed double-figure rebounds 26 times and posted 26 double-doubles...grabbed his 5,000th career rebound on Jan. 22 at Oklahoma City...logged his 20,000th career minute on Mar. 10 at Dallas...recorded his 500th career steal on Feb. 23 vs. Milwaukee...attempted a career-high 32 field goals on Mar. 4 vs. Cleveland...set a career high in minutes played (54:05) at Detroit on Dec. 28...tallied a team-high 29 points (matching his All-Star Game high), six rebounds, two assists and one block in 28:04 of action at the All-Star Game in Los Angeles...**Season Highs:** 41 points (three times), 16 rebounds (at Toronto, Dec. 5), seven assists (twice), six blocks (three times), four steals (at San Antonio, Jan. 21) and 54:05 minutes (at Detroit, Dec. 28).

2009-10 SEASON:

Started all 82 games for Phoenix and averaged 23.1 points (.557 FG%, .771 FT%), 8.9 rebounds, 1.01 blocks, 1.0 assists and 34.6 minutes...earned All-NBA Second Team honors...was voted a starter for the Western Conference All-Stars for the second consecutive year...captured NBA Western Conference Player of the Month honors for March...set a single-season career high in starts and tied his single-season high in games played...led the NBA in points in the paint and ranked among the league leaders in dunks (2nd), free throws attempted (5th), field goal percentage (7th), scoring average (10th), rebounds per game (17th) and blocks per game (34th)...joined Toronto's Chris Bosh as the only players in the NBA to average at least 22 points and eight rebounds...led Phoenix in points, scoring average, field goals made and attempted, field goal percentage, free throws made and attempted, offensive, defensive and total rebounds, blocks, minutes, games played and starts...topped the Suns in scoring a team-high 49 times and in rebounds 39 times...scored in double figures a career-high 80 times, including 56 games with at least 20 points, 15 games with at least 30 points and pair of 40-point performances...grabbed double-figure rebounds 31 times, including one 20-rebound effort...posted 31 double-doubles...scored his 10,000th career point on Jan. 16 at Charlotte...played in his 500th career game on Mar. 12 vs. the Lakers...recorded his lone All-Star Game double-double with 12 points and 10 rebounds in 19:57 of action in then Cowboys Stadium in Dallas...**Season Highs:** 44 points (vs. Utah, Mar. 19), 21 rebounds (vs. Sacramento, Dec. 5), four blocks (at Oklahoma City, Apr. 9), four assists (at Houston, Nov. 17), three steals (three times) and 45:00 minutes (at Portland, Dec. 17).

2008-09 SEASON:

Started each of the 53 games in which he appeared for the Suns and averaged 21.4 points (.539 FG%, .835 FT%), 8.1 rebounds, 2.0 assists, 1.08 blocks and 36.8 minutes...missed the final 29 games of the season after suffering a detached retina in his right eye following a collision with Al Thornton of the Clippers in the first quarter of a game on Feb. 18...underwent surgery to repair the detached retina on Feb. 20...was chosen as a Western Conference starter for the first

AMAR'E STOUDEMIRE 5

time in his career for the NBA All-Star Game in Phoenix...was named NBA Western Conference Player of the Week for the week ending Nov. 9...set his single-season career high in free throw percentage...ranked ninth in the NBA in field goal percentage and 38th in free throw percentage...led the Suns in scoring average, free throws made and blocks per game and ranked second in points scored, field goal percentage, free throws attempted, total rebounds and rebounds per game...topped Phoenix in scoring a team-high 24 times, in rebounds 22 times, in blocks on 19 occasions, in steals 17 times and in assists twice...led the Suns in rebounds in a career-high eight consecutive games from Dec. 6-25...scored in double figures 51 times, including 34 games with at least 20 points, four games with at least 30 points and a pair of 40-point performances...grabbed double-figure rebounds 16 times, including one 20-rebound effort...had one 20-point, 20-rebound game...posted 16 double-doubles...hit 15-or-more free throws in three consecutive games from Nov. 5-8, becoming the first NBA player to do that since Michael Jordan did it in April 1987...his three consecutive games from Nov. 5-8 with at least 15 free throw attempts tied a franchise record...scored his 9,000th career point on Feb. 6 vs. Golden State...his 49-point effort at Indiana on Nov. 5 was the high for a Sun in 2008-09...grabbed 11 offensive rebounds vs. Utah on Dec. 6 to tie his career high...matched his career high with eight assists at Portland on Dec. 18...tallied 19 points and six rebounds in 24:36 of action in the NBA All-Star Game...**Season Highs:** 49 points (at Indiana, Nov. 5), 20 rebounds (vs. Utah, Dec. 6), eight assists (at Portland, Dec. 18), five steals (at Indiana, Nov. 5), three blocks (eight times) and 44:20 minutes (vs. Indiana, Jan. 7).

2007-08 SEASON:

Started all 79 games in which he appeared for Phoenix and averaged 25.2 points (.590 FG%, .805 FT%), 9.1 rebounds, 2.06 blocks, 1.5 assists and 33.9 minutes...missed three games (Nov. 4-7) due to a sore right knee...earned All-NBA Second Team honors...was selected a Western Conference reserve for the All-Star Game in New Orleans...was a two-time NBA Western Conference Player of the Week (weeks ending Feb. 10 and Mar. 16)...set single-season career highs in field goal percentage, three-point field goals attempted and blocks...ranked among the NBA leaders in scoring average (5th), field goal percentage (5th), blocks per game (6th), double-doubles (tied-14th) and rebounds per game (18th)...was the only player in the NBA to finish in the Top 5 in both scoring and field goal percentage and the only player to finish in the Top 10 in scoring, field goal percentage and blocks per game...joined Dwight Howard and Yao Ming as the only players in the NBA to average 20 points, nine rebounds and two blocks in the 2007-08 season...led the Suns in points, scoring average, field goals made and attempted, free throws made and attempted, offensive, defensive and total rebounds and blocks and ranked second in starts and minutes played...topped Phoenix in scoring a team-high 50 times, in rebounds a team-high 36 times, in blocks a team-high 43 times and in steals on 12 occasions...led the team in scoring in a career-high 13 consecutive games from Feb. 8-Mar. 7...scored in double figures 77 times, including 60 games with at least 20 points, 21 games with at least 30 points and a pair of 40-point efforts...scored 25-or-more points in a career-high 11 consecutive games from Feb. 6-Mar. 1...scored 15-or-more points in a franchise-record 69 consecutive games (Nov. 23-Apr. 14), the longest streak in the NBA in 2007-08...grabbed double-figure rebounds on 36 occasions, including one 20-rebound effort...had one 20-point, 20-rebound game...posted 36 double-doubles...registered a career-high 20 free throws made vs. Houston on Mar. 22, establishing a franchise record for most free throws made in a game without a miss...made a career-

high 36 consecutive free throws from Feb. 6-13...grabbed a career-high 17 defensive rebounds vs. New Orleans on Feb. 6...**Season Highs:** 42 points (at Indiana, Dec. 4), 20 rebounds (vs. New Orleans, Feb. 6), six blocks (twice), five assists (at Memphis, Apr. 8), four steals (at Portland, Mar. 4) and 49:38 minutes (vs. New Orleans, Feb. 6).

2006-07 SEASON:

Was the lone member of the Suns to appear in all 82 games (78 starts) and averaged 20.4 points (.575 FG%, .781 FT%), 9.6 rebounds, 1.34 blocks, 1.0 assists, 0.95 steals and 32.8 minutes...earned All-NBA First Team honors...was selected a Western Conference reserve for the All-Star Game in Las Vegas...was named NBA Western Conference Player of the Week for the week ending Feb. 25...set single-season career highs in defensive and total rebounds, rebound average and steals and tied his career high in games played...ranked among the NBA leaders in field goal percentage (5th), rebounds per game (9th), scoring average (18th) and blocks per game (23rd)...was one of only three players (joining Carlos Boozer and Elton Brand) ranked in the Top 10 in the NBA in scoring, rebounding and field goal percentage...led the Suns in points, scoring average, field goals made, field goal percentage, free throws made and attempted, offensive and total rebounds, and games played and ranked second in defensive rebounds and blocks...topped Phoenix in scoring a team-high 28 times, in rebounds a team-high 41 times, in blocks 35 times, in steals on 16 occasions and in assists once...scored in double figures 77 times, including 44 games with at least 20 points, 12 games with at least 30 points and three 40-point efforts...grabbed double-figure rebounds a career-high 46 times, including a pair of 20-rebound games...had a pair of 20-point, 20-rebound games, including the lone 30-point, 20-rebound game of his career...grabbed double-figure rebounds in a career-high seven consecutive games from Feb. 21-Mar. 4...posted a career-high 46 double-doubles...recorded his first career 30-20 game with 33 points and 21 rebounds vs. Sacramento on Mar. 22...grabbed a career-high 23 rebounds vs. San Antonio on Feb. 1 and a career-high 11 offensive rebounds at Indiana on Feb. 27...his season highs in points (43) and free throws made (15) and attempted (17) at Atlanta on Feb. 25 and his career-high 11 offensive rebounds at Indiana on Feb. 27 were all tops by a Sun in 2006-07...established personal All-Star Game highs in points (29), field goals made (14) and attempted (22), assists (3), blocks (2) and steals (1) in 21:21 of action off the bench...**Season Highs:** 43 points (at Atlanta, Feb. 25), 23 rebounds (vs. San Antonio, Feb. 1), seven blocks (vs. New Jersey, Nov. 24), six assists (at Atlanta, Feb. 25), six steals (at Houston, Apr. 16) and 46:03 minutes (at Philadelphia, Feb. 28).

2005-06 SEASON:

Started each of the three games in which he appeared for the Suns and averaged 8.7 points (.333 FG%, .889 FT%), 5.3 rebounds, 1.00 blocks and 16.7 minutes...missed a total of 79 games due to injury...underwent left knee microfracture surgery on Oct. 11 and missed the first 66 games of the season (Nov. 1-Mar. 21)...made his season debut vs. Portland on Mar. 23 and led the Suns in points (20) and rebounds (9) in 19:21 of action...was held scoreless for only the second time in his career at New Jersey on Mar. 27 in 14:28 of action before being shut down for the season...underwent arthroscopic surgery on his right knee on Apr. 5 to remove debris caused by wear and tear of the knee cap...led the Suns in scoring, rebounds and blocks once each...scored in double figures once with that effort being a 20-point performance...**Season Highs:** 20 points (vs. Portland, Mar. 23), nine rebounds (vs. Portland, Mar. 23), two blocks (vs. Portland, Mar. 23), two assists (vs. Denver, Mar. 25), one steal (at New Jersey, Mar. 27) and 19:21 minutes (vs. Portland, Mar. 23).

2004-05 SEASON:

Started all 80 games in which he appeared for the Suns and averaged a team-high 26.0 points (.559 FG%, .733 FT%), 8.9 rebounds, 1.63 blocks, 1.6 assists, 0.96 steals and 36.1 minutes...missed a pair of games (Mar. 28-30) due to left ankle inflammation...earned All-NBA Second Team honors...was selected as a Western Conference reserve for All-Star Game at Denver and finished with six points, a game-high nine rebounds, two assists and a steal in 20 minutes while making his first All-Star appearance...captured NBA Western Conference Player of the Month honors for April...was a two-time NBA Western Conference Player of the Week (weeks ending Nov. 21 and Dec. 12)...set single-season career highs in minutes played, field goals made, free throws made and attempted, points scored and scoring average...set franchise single-season records in both free throws made (583) and attempted (795)...ranked among the NBA leaders in field goal percentage (2nd), scoring average (5th), rebounding (17th), blocks per game (20th) and minutes per game (38th)...was the only player in the NBA to finish in the Top 5 in both scoring average and field goal percentage...led the Suns in points, scoring average, field goals made and attempted, field goal percentage, free throws made and attempted and blocks and ranked second in offensive, defensive and total rebounds...topped Phoenix in scoring a team-high 48 times, in rebounds 26 times, in blocks a team-high 40 times and in steals on 13 occasions...scored in double figures 76 times, including a career-high 62 games with at least 20 points, a career-high 29 games with at least 30 points, a career-high six 40-point performances and the lone 50-point outing of his career...grabbed double-figure rebounds 29 times and posted 27 double-doubles...set single-game career highs in points (50) and field goals made (20) vs. Portland on Jan. 2...his 20 field goals made against the Trail Blazers on Jan. 2 were an NBA season high during the 2004-05 season...attempted a career-high 23 free throw attempts at New York on Jan. 25...handed out a career-high eight assists vs. Charlotte on Dec. 10...finished as the runner-up at the Slam Dunk contest at All-Star Weekend in Denver...**Season Highs:** 50 points (vs. Portland, Jan. 2), 19 rebounds (at Memphis, Feb. 1), eight assists (vs. Charlotte, Dec. 10), five blocks (twice), five steals (vs. Memphis, Dec. 23) and 46 minutes (at New Orleans, Nov. 17).

2003-04 SEASON:

Appeared in 55 games (53 starts) for Phoenix and averaged 20.6 points (.475 FG%, .713 FT%), 9.0 rebounds, 1.62 blocks, 1.4 assists, 1.16 steals and 36.8 minutes...missed a total of 27 games due to injury...went on the injured list on Dec. 6, one day after suffering a third degree sprained left ankle at Houston on Dec. 5 and missed 18 games (Dec. 6-Jan. 7)...sat out nine games (Jan. 19-Feb. 2) due to a left ankle and big toe injury suffered vs. Portland on Jan. 18...finished tied for 25th in the NBA in field goal percentage...would have ranked 15th in scoring, tied for 15th in rebounding and 19th in blocks, but did not play in the minimum number of games required in those categories to qualify for league leaders...led the Suns in field goal percentage and free throws made and attempted and ranked second in offensive, defensive and total rebounds, blocks and scoring average...topped the Suns in scoring a team-high 28 times, in rebounds and blocks 25 times each, in steals 10 times and in assists once...after returning from injury he led Phoenix in scoring in 22 of the last 30 games and had at least 20 points in 26 of the final 30 contests...led the Suns in scoring in 11 consecutive games from Feb. 7-Mar. 6, tied for the second longest streak in franchise history (one game shy of Charlie Scott's 12 consecutive games during the 1974-75 season)...scored in double figures 51 times, including 34 games with at least 20 points and four 30-point efforts...grabbed double-figure rebounds 20 times and blocked double-figure shots once...posted 18

5 AMAR'E STOUDEMIRE

double-doubles...recorded a career-high 10 blocks, tying the franchise single-game record, vs. Utah on Feb. 7...became the Suns' youngest Opening Night starter (20 years and 11 months) at San Antonio on Oct. 28...started for the Sophomores at the Rookie Challenge at All-Star Weekend in Los Angeles and earned MVP honors after scoring a then Rookie Challenge record 36 points to go along with 11 rebounds, two assists and one steal in 35 minutes while leading the second-year players to a 142-118 triumph...**Season Highs:** 33 points (twice), 18 rebounds (at Golden State, Nov. 10), 10 blocks (vs. Utah, Feb. 7), six steals (at Portland, Jan. 15), four assists (twice) and 50 minutes (at Houston, Mar. 15).

2002-03 SEASON:

Joined Joe Johnson as the only Phoenix players to appear in all 82 games (71 starts) and averaged 13.5 points (.472 FG%, .661 FT%), 8.8 rebounds, 1.06 blocks, 1.0 assists and 31.3 minutes...captured the NBA Rookie of the Year award and joined Houston's Yao Ming as the only unanimous selections to the NBA All-Rookie First Team...became the first player in NBA history drafted out of high school to win the NBA Rookie of the Year award...at 20 years old he became the youngest player in NBA history to win the Rookie of the Year award...was named the NBA Western Conference Rookie of the Month in both January and April...set single-season career highs in games played and offensive rebounds...led all NBA rookies in rebounding average and free throws made and attempted was second in scoring average, blocks per game and minutes per game...finished seventh in the NBA in offensive rebounds per game (3.1) and rebound average...led the Suns in field goal percentage, free throws attempted and offensive rebounds and ranked second in free throws made, defensive and total rebounds



AMAR'E STOUDEMIRE 5

and blocks...topped Phoenix in scoring six times, in rebounds 34 times, in blocks a team-high 37 times and in steals on nine occasions...scored in double figures on 59 occasions, including 11 games with at least 20 points and one 30-point performance...grabbed double-figure rebounds on 29 occasions, including one game with at least 20 rebounds...posted 25 double-doubles...grabbed a Suns rookie record 21 rebounds vs. Memphis on Jan. 10 (previous record was 19 by Alvin Adams on Feb. 17, 1976 vs. Chicago)...made his NBA debut at Seattle on Oct. 30 and tallied 10 points, six rebounds and one assist in 20 minutes...made his first NBA start on Nov. 23 vs. Denver and finished with nine points, five rebounds and one assist in 25 minutes...started for the first-year players in the Rookie Challenge at All-Star Weekend in Atlanta and totaled 18 points, seven rebounds, four steals, one assist and one block in 22 minutes...finished third in the Slam Dunk contest during All-Star Weekend...**Season Highs:** 38 points (at Minnesota, Dec. 30), 21 rebounds (vs. Memphis, Jan. 10), six blocks (at Denver, Nov. 13), four assists (vs. Indiana, Dec. 6), four steals (at Portland, Apr. 15) and 45 minutes (twice).

NBA PLAYOFFS:

2015: Came off the bench in all five games for Dallas in its' Opening Round series vs. Houston and averaged 7.8 points (.429 FG%, .692 FT%), 3.2 rebounds and 15.0 minutes...scored in double figures twice...**2013:** Came off the bench in all four games in which he appeared for New York in its' Eastern Conference Semifinal series vs. Indiana and averaged 3.8 points (.385 FG%, 1.000 FT%), 2.3 rebounds and 8.3 minutes...missed the entire six-game Opening Round series vs. Boston and the first two games of the Indiana series due to right knee debilitation which caused him to miss the final 23 games of the regular season...when he made his 2013 postseason debut in Game 3 at Indiana on May 11 it marked the first time in his postseason career he came off the bench...**2012:** Started all four games in which he saw action in New York's Opening Round series vs. Miami and averaged 15.3 points (.556 FG%, .750 FT%), 6.5 rebounds, 1.25 steals and 34.8 minutes...missed one game due to injury (Game 3 on May 3 with a lacerated left hand which occurred after the conclusion of Game 2)...led the NBA in field goal percentage...led the Knicks in field goal percentage and ranked second in points, scoring average and field goals made and attempted...topped New York in rebounds once...scored in double figures three times, including one 20-point effort...grabbed double-figure rebounds once and posted one double-double...after sitting out Game 3 due to a lacerated left hand he returned to action in Game 4 on May 6 and helped the Knicks temporarily stave off elimination as he scored a series-high 20 points and grabbed a game-high 10 rebounds for his lone double-double of the 2012 postseason...**2011:** Started all four games for the Knicks in the Opening Round vs. Boston and averaged 14.5 points (.382 FG%, .667 FT%), 7.8 rebounds, 1.8 assists and 33.5 minutes...was second on the team in points scored, scoring average, field goals made and attempted, free throws made and attempted and defensive and total rebounds...topped the Knicks in rebounds twice...suffered back spasms prior to Game 2 at Boston on Apr. 19 and was severely limited the final three games of the series...scored in double figures twice, including one 20-point effort...grabbed double-figure rebounds twice and posted a pair of double-doubles...had 28 points, 11 rebounds, two assists, two blocks and one steal in 38:39 of action in his Knicks playoff debut in Game 1 at Boston on Apr. 17...the 28 points he scored in Game 1 marked his high in a postseason game with the Knicks...**2010:** Started all 16 games for the Suns and averaged 22.2 points (.519 FG%,

.754 FT%), 6.6 rebounds, 1.50 blocks, 1.1 assists and 36.5 minutes...led the Suns in points, scoring average, field goals made and attempted, field goal percentage, free throws made and attempted, offensive and total rebounds, blocks and minutes played...topped Phoenix in scoring seven times and in rebounds six times...scored in double figures 15 times, including 10 games with at least 20 points, one game with at least 30 points and one 40-point performance...grabbed double-figure rebounds three times and posted three double-doubles...averaged 20.5 points (.541 FG%, .738 FT%), 5.5 rebounds, 1.7 assists, 1.67 blocks and 34.7 minutes in the six-game Opening Round series vs. Portland...averaged 20.5 points (.475 FG%, .839 FT%), 9.3 rebounds, 1.3 assists, 1.25 blocks and 37.5 minutes in the Western Conference Semifinal sweep of San Antonio...handed out a postseason career-high four assists at San Antonio in Game 3 on May 7...averaged 25.0 points (.526 FG%, .725 FT%), 6.0 rebounds, 1.50 blocks and 37.8 minutes in the six-game Western Conference Finals series vs. the Lakers...recorded game highs in both points (postseason career-high 42) and rebounds (11) in Game 3 vs. Los Angeles on May 23...**2008:** Started all five games for the Suns in their Opening Round series vs. San Antonio and averaged 23.2 points (.485 FG%, .633 FT%), 9.0 rebounds, 2.40 blocks, 1.40 steals and 40.8 minutes...led the Suns in points, scoring average, field goals made and attempted, offensive rebounds and steals and ranked second in free throws made and attempted, defensive and total rebounds, blocks and minutes played...topped the Suns in scoring three times and rebounds twice...scored in double figures four times, including three games with at least 20 points and a pair of 30-point performances...grabbed double-figure rebounds twice and posted a pair of double-doubles...**2007:** Started all 10 games in which he appeared for the Suns and averaged 25.3 points (.523 FG%, .769 FT%), 12.1 rebounds, 1.90 blocks, 1.30 steals and 34.3 minutes...missed one game due to a league imposed suspension...led the Suns in scoring average, rebound average and blocks per game in the 2007 postseason...scored at least 20 points in all 10 games in which he appeared, including one 30-point effort...averaged 24.2 points (.549 FG%, .721 FT%), 13.6 rebounds, 1.80 blocks, 1.40 steals, 1.0 assists and 35.2 minutes in the five-game Opening Round series vs. the Lakers...his 13.6 rpg average in the Los Angeles series is his highest in a single postseason series...grabbed postseason career highs in both defensive (17) and total (21) rebounds in Game 4 at Los Angeles on Apr. 29...the 17 defensive rebounds he grabbed at Los Angeles in Game 4 tied the Phoenix postseason single-game record...started each of the five games in which he appeared against San Antonio in the Western Conference Semifinals and averaged 26.4 points (.500 FG%, .813 FT%), 10.6 rebounds, 2.00 blocks, 1.20 steals and 33.2 minutes...was suspended for Game 5 of the Western Conference Semifinals vs. the Spurs on May 16 after he and teammate Boris Diaw left the immediate vicinity of the bench during an altercation with 18 seconds remaining in the fourth quarter of the Suns' 104-98 win in Game 4 at San Antonio on May 14...scored a Suns' 2007 playoff-high 38 points in the decisive Game 6 at San Antonio on May 18...**2006:** Was on the Suns playoff roster but was inactive for all 20 games due to multiple knee surgeries...**2005:** Started all 15 postseason games for the Suns and averaged 29.9 points (.539 FG%, .781 FT%), 10.7 rebounds, 2.00 blocks, 1.2 assists and 40.1 minutes...his 29.9 ppg scoring average in the 2005 postseason marked the highest scoring average in a single postseason in Suns history...led the Suns in scoring 10 times, including all five games in the Western Conference Finals vs. San Antonio, and topped the team in rebounds seven times...scored in double figures 14 times including 11 games with at least 20 points, 11 games with at least 30 points and three



40-point outings...grabbed double-figure rebounds eight times and posted seven double-doubles...averaged 22.8 points (.500 FG%, .740 FT%), 9.0 rebounds, 2.50 blocks, 1.8 assists, 1.00 steals and 37.0 minutes in the Opening Round sweep of Memphis...recorded postseason career highs in free throws made (18) and attempted (22) in Game 2 vs. Memphis on Apr. 27...his 22 free throw attempts in Game 2 vs. Memphis tied the Phoenix postseason single-game record...averaged 28.8 points (.545 FG%, .768 FT%), 12.5 rebounds, 2.00 blocks and 41.0 minutes in the six-game Western Conference Semifinals vs. Dallas...grabbed a postseason career-high eight offensive rebounds in Game 3 at Dallas on May 13...averaged 37.0 points (.550 FG%, .843 FT%), 9.8 rebounds, 1.4 assists, 1.33 blocks, 1.00 steals and 41.4 minutes in the Western Conference Finals vs. San Antonio...his 37.0 ppg scoring average in the San Antonio series marks his highest in a single postseason series and also broke Kareem Abdul-Jabbar's NBA record for highest scoring average (34.2 ppg in 1970) ever for a player in his first conference finals...scored at least 31 points in each of the five games...recorded postseason career highs in field goals made (16) and attempted (32) in the decisive Game 5 against the Spurs on June 1...**2003:** Started all six games in the Suns' Opening Round Series vs. San Antonio and averaged 14.2 points (.523 FG%, .571 FT%), 7.8 rebounds, 1.67 steals, 1.5 blocks, 1.2 assists and 33.8 minutes...scored in double figures four times, including one game with at least 20 points...grabbed double-figure rebounds twice and posted a pair of double-doubles...led the Suns in rebounds once...made his NBA postseason debut at San Antonio on Apr. 19 and tallied 24 points, nine rebounds and two blocks in 39 minutes and hit a three-pointer with 7.9 seconds left in regulation to send the game into overtime.

OLYMPICS:

2004: Was a member of the bronze-medal winning USA Basketball Senior National Team that competed in Athens, Greece...came off the bench in all eight games for the USA and averaged 2.8 points (.563 FG%, .500 FT%) and 1.8 rebounds.

HONORS:

2010-11: Earned All-NBA Second Team honors...was voted a starter for the Eastern Conference at the All-Star Game...was a two-time Eastern Conference Player of the Week (weeks ending Nov. 21 and Dec. 5)...served as an assistant coach for the Rookie squad at the Rookie Challenge at All-Star Weekend...**2009-10:** Earned All-NBA Second Team honors...was a starter for the Western Conference at the All-Star Game...garnered NBA Western Conference Player of the Month honors for March...**2008-09:** Was a starter for the Western Conference at the All-Star Game...was named

5 AMAR'E STOUDEMIRE

NBA Western Conference Player of the Week for the week ending Nov. 9...received the NBA Community Assist award for October 2008...**2007-08:** Earned All-NBA Second Team honors...was selected a Western Conference reserve for the All-Star Game...was a two-time NBA Western Conference Player of the Week (weeks ending Feb. 10 and Mar. 16)...participated in the Shooting Stars competition at All-Star Weekend...**2006-07:** Earned All-NBA First Team honors...was selected a Western Conference reserve for the All-Star Game...was named NBA Western Conference Player of the Week for the week ending Feb. 25...**2004-05:** Earned All-NBA Second Team honors...was selected a Western Conference reserve for the All-Star Game...garnered NBA Western Conference Player of the Month honors for April...was a two-time NBA Western Conference Player of the Week (weeks ending Nov. 21 and Dec. 12)...participated in the Slam Dunk contest at All-Star Weekend...**2003-04:** Was named to the 2004 USA Basketball Senior National Team that won the bronze medal in the 2004 Olympic Games in Athens, Greece...started and captured game MVP honors for the Sophomores in the Rookie Challenge at All-Star Weekend...was a recipient of the NBA's Community Assist Award for August of 2004 with his USA Basketball Olympic teammates...**2002-03:** Captured the NBA Rookie of the Year Award...was a unanimous selection to the NBA All-Rookie First Team...was a two-time Western Conference Rookie of the Month (January and April)...started for the first-year players in the Rookie Challenge at All-Star Weekend...participated in the Slam Dunk contest at All-Star Weekend.

PERSONAL:

Full name is Amar'e Carsares Stoudemire...nicknamed "STAT" (Standing Tall And Talented) and has the name tattooed on his right arm...has a personal website (Amar'eStoudemire.com) and his own YouTube channel (statTV) which is designed to give fans behind-the-scenes access to his life...is the son of Hazell and Carrie Stoudemire...his father passed away when he was 12 years old...has three brothers (Marwan, Jerrell and Calvin) and three sisters (Deillah, Chiquitta and Dasia)...had a fourth brother (Hazell, Jr.) who was tragically killed in an automobile crash in Florida on Feb. 6, 2012...lists his parents, his older brother Hazell, Jr. and Tupac Shakur as people that had a major impact on his life...married Alexis Welch on Dec. 12, 2012 (12/12/12)...the couple was engaged in Paris in June 2012...has two sons (Amar'e Jr. and Alijah) and two daughters (Ar'e and Assata)...along with his wife has created the Amar'e and Alexis Stoudemire Foundation which strives to improve the lives of at-risk youth through education opportunities...has taken classes at the University of Miami and Arizona State University...became a major shareholder of the Hapoel Jerusalem Basketball Club in the summer of 2013...his interests outside basketball include Bible Study, fashion, collecting art and film...when his playing career is over he would like to be involved teaching Biblical Studies and also continue working in the film, broadcasting and fashion industries...started his own clothing line which launched at Macy's in 2011, designed with the help of Rachel Roy, it was described as "courtside apparel for the fashion-forward female"...signed a deal with Scholastic Press to write a series of biographical middle-grade chapter books...the first of the five books in the series, *STAT: Standing Tall and Talented Book#1: Home Court* debuted in August 2012 and was followed by *STAT: Standing Tall and Talented Book#2: Double Team*, *STAT: Standing Tall and Talented Book#3: Slam Dunk*, *STAT: Standing Tall and Talented Book#4: Schooled* and concluded with *STAT: Standing Tall and Talented Book#5: Most Valuable*...also authored a national best-seller, *Cooking with Amar'e: 100 Easy Recipes for Pros and Rookies in the Kitchen*...

AMAR'E STOUDEMIRE 5

interested in possibly pursuing a broadcasting career when his playing days are over, he attended the Player Association's Sportscaster U. program in June 2015 and the union's broadcasting class at Top 100 camp...among his TV credits are guest appearances on *Entourage*, *Sesame Street*, *The Exes*, *The Mindy Project* and *The Apprentice*...has also appeared on the big screen in the movies *McGruber*, *New Year's Eve* and *Trainwreck*...co-hosted *Fashion Police* with Joan Rivers on E! in September 2012 and co-hosted ESPN's *Sports Nation* in July 2011...was the subject and co-producer of the award-winning documentary "Amar'e Stoudemire: In the Moment", which premiered on EPIX in August 2013...also has producer credits for the 2014 drama *Beyond the Lights* and documentaries *The Village of Peace*, which tells the story of the African Hebrew Israelites, a group that emigrated from Chicago and *Little Ballers*, which follows New York-based AAU team New Heights...had his own

record label (Statosphere)...was the winner of *Wheel of Fortune's* NBA Week in 2003 and donated his earnings to the Boys and Girls Club...served as a judge at the 2013 Miss America pageant in Atlantic City...lists football and baseball as his favorite sports other than basketball and threw out the ceremonial first pitch prior to the Atlanta Braves-Miami Marlins game on September 26, 2015 at Marlins Park...owned a restaurant "Stoudemire's Downtown" when he was a member of the Suns...was drafted by the Phoenix Suns right out of high school...did not start playing organized basketball until the age of 14 and only played two years of high school ball...named Mr. Basketball by the state of Florida following his senior season at Cypress Creek High School in 2001-02 in which he averaged 29.1 points, 15 rebounds and 6.1 blocks while shooting 65 percent from the floor...as a high school senior he was named to the *Parade* Magazine All-America High School Boys Basketball First Team and to the 2002 *USA Today* Boys Basketball First Team...played in the 2002 McDonald's All-America game at Madison Square Garden...wears size 16 sneakers.

REGULAR SEASON CAREER HIGHS:

MINS:.....54:05, at Detroit (12-28-10)
FGM:.....20, vs. Portland (1-2-05)
FGA:.....32, vs. Cleveland (3-4-11)
3-PT FGM:.....2, three times (last: vs. Boston, 12-25-11)
3-PT FGA:.....3, two times (last: vs. Charlotte, 1-4-12)
FTM:.....20, vs. Houston (3-22-08)
FTA:.....23, at New York (1-25-05)
OR:.....11, two times (last: vs. Utah, 12-6-08)
DR:.....17, vs. New Orleans (2-6-08)
TOT:.....23, vs. San Antonio (2-1-07)
AST:.....8, two times (last: at Portland, 12-18-08)
STL:.....6, two times (last: at Houston, 4-16-07)
TO:.....11, at Washington (12-10-10)
BLK:.....10, vs. Utah (2-7-04)
PTS:.....50, vs. Portland (1-2-05)

POSTSEASON CAREER HIGHS:

MINS:.....46, four times (last: at San Antonio, 4-19-08)
FGM:.....16, vs. San Antonio (6-1-05)
FGA:.....32, vs. San Antonio (6-1-05)
3-PT FGM:.....1, four times (last: at Indiana, 5-11-13)
3-PT FGA:.....3, at San Antonio (4-22-08)
FTM:.....18, vs. Memphis (4-27-05)
FTA:.....22, vs. Memphis (4-27-05)
OR:.....8, at Dallas (5-13-05)
DR:.....17, at L.A. Lakers (4-29-07)
TOT:.....21, at L.A. Lakers (4-29-07)
AST:.....4, at San Antonio (5-7-10)
STL:.....3, four times (last: vs. L.A. Lakers, 5-29-10)
TO:.....6, at San Antonio (4-19-08)
BLK:.....5, three times (last: vs. San Antonio, 5-6-07)
PTS:.....42, vs. L.A. Lakers (5-23-10)

NBA REGULAR SEASON

Year Team	G-GS	MIN	FGM-FGA	PCT	3FG-3FGA	PCT	FT-FTA	PCT	OFF-DEF-TOT	AST	PF-DQ	STL	TO	BS	PTS	AVG
02-03 PHO	82-71	2570	392-830	.472	2-10	.200	320-484	.661	250-471-721	78	269-3	62	189	87	1106	13.5
03-04 PHO	55-53	2025	411-865	.475	1-5	.200	310-435	.713	157-339-496	78	188-5	64	177	89	1133	20.6
04-05 PHO	80-80	2889	747-1336	.559	3-16	.188	583-795	.733	219-494-713	131	278-5	77	189	130	2080	26.0
05-06 PHO	3-3	50	9-27	.333	0-1	.000	8-9	.889	6-10-16	2	4-0	1	1	3	26	8.7
06-07 PHO	82-78	2689	607-1055	.575	0-3	.000	457-585	.781	222-564-786	84	295-7	78	232	110	1671	20.4
07-08 PHO	79-79	2677	714-1211	.590	5-31	.161	556-691	.805	178-541-719	118	294-1	64	174	163	1989	25.2
08-09 PHO	53-53	1948	404-749	.539	3-7	.429	323-387	.835	116-314-430	104	163-1	49	150	57	1134	21.4
09-10 PHO	82-82	2838	704-1264	.557	1-6	.167	487-632	.771	230-502-732	82	281-2	52	213	83	1896	23.1
10-11 NY	78-78	2870	744-1482	.502	10-23	.435	473-597	.792	198-438-636	202	274-2	71	250	150	1971	25.3
11-12 NY	47-47	1543	316-654	.483	5-21	.238	186-243	.765	106-261-367	52	138-1	38	112	45	823	17.5
12-13 NY	29-0	682	154-267	.577	0-0	.000	105-130	.808	60-85-145	13	89-0	10	50	21	413	14.2
13-14 NY	65-21	1466	311-558	.557	0-0	.000	150-203	.739	112-208-320	34	159-1	23	91	37	772	11.9
14-15 NY/DAL	59-15	1244	273-490	.557	0-4	.000	134-186	.720	110-219-329	45	161-3	29	78	38	680	11.5
TOTALS	794-660	25492	5786-10788	.536	30-127	.236	4092-5377	.761	1964-4446-6410	1023	2593-31	618	1906	1013	15694	19.8

NBA PLAYOFFS

Year Team	G-GS	MIN	FGM-FGA	PCT	3FG-3FGA	PCT	FT-FTA	PCT	OFF-DEF-TOT	AST	PF-DQ	STL	TO	BS	PTS	AVG
02-03 PHO	6-6	203	34-65	.523	1-1	1.000	16-28	.571	16-31-47	7	28-1	10	19	9	85	14.2
04-05 PHO	15-15	601	153-284	.539	0-3	.000	143-183	.781	60-100-160	18	59-1	10	47	30	449	29.9
06-07 PHO	10-10	343	91-174	.523	1-3	.333	70-91	.769	30-91-121	6	39-0	13	19	19	253	25.3
07-08 PHO	5-5	204	48-99	.489	1-4	.250	19-30	.633	15-30-45	2	19-1	7	14	12	116	23.2
09-10 PHO	16-16	584	124-239	.519	0-4	.000	107-142	.754	46-60-106	18	54-1	11	40	24	355	22.2
10-11 NY	4-4	134	21-55	.382	0-0	.000	16-24	.667	11-20-31	7	10-0	1	12	3	58	14.5
11-12 NY	4-4	139	20-36	.556	0-0	.000	21-28	.750	8-18-26	3	16-1	5	12	1	61	15.3
12-13 NY	4-0	33	5-13	.385	1-1	1.000	4-4	1.000	4-5-9	0	9-0	0	3	0	15	3.8
14-15 DAL	5-0	75	15-35	.429	0-0	.000	9-13	.692	7-9-16	3	16-0	1	7	3	39	7.8
TOTALS	69-60	2315	511-1000	.511	4-16	.250	405-543	.746	197-364-561	64	250-5	58	173	101	1431	20.7

NBA ALL-STAR GAME

Year Team	G-GS	MIN	FGM-FGA	PCT	3FG-3FGA	PCT	FT-FTA	PCT	OFF-DEF-TOT	AST	PF-DQ	STL	TO	BS	PTS	AVG
04-05 PHO	1-0	20	3-11	.273	0-0	.000	0-2	.000	4-5-9	2	2-0	1	1	0	6	6.0
06-07 PHO	1-0	21	14-22	.636	0-1	.000	1-1	1.000	6-3-9	3	5-0	1	1	2	29	29.0
07-08 PHO	1-0	23	8-11	.727	1-2	.500	1-3	.333	0-5-5	0	2-0	1	1	1	18	18.0
08-09 PHO	1-1	25	7-10	.700	0-0	.000	5-6	.833	3-3-6	0	1-0	0	2	0	19	19.0
09-10 PHO	1-1	20	5-10	.500	0-0	.000	2-2	1.000	3-7-10	0	0-0	1	2	0	12	12.0
10-11 NY	1-1	28	11-20	.550	1-2	.500	6-6	1.000	3-3-6	2	0-0	0	1	1	29	29.0
TOTALS	6-3	137	48-84	.571	2-5	.400	15-20	.750	19-26-45	7	10-0	4	8	4	113	18.8

GUARD



MIAMI
HEAT

DWYANE
WADE 3





HEIGHT:
6'4"

WEIGHT:
220

YEARS PRO:
12

BIRTHDATE:
1/17/82
(Chicago, IL)

HIGH SCHOOL:
Richards
(Oak Lawn, IL)

COLLEGE:
Marquette

3
GUARD

DWYANE WADE

CAREER TRANSACTIONS:

Drafted by the HEAT in the first round (fifth overall) of the 2003 NBA Draft...signed by the HEAT on Aug. 19, 2003...signed a contract extension with the HEAT on July 12, 2006...re-signed with the HEAT on July 9, 2010...re-signed with the HEAT on July 15, 2014...re-signed with the HEAT on July 10, 2015.

PROFESSIONAL CAREER:

Has appeared in 781 regular season games (772 starts) in his 12-year NBA career...has averaged 24.1 points, 5.9 assists, 4.9 rebounds, 1.71 steals, 0.92 blocks and 36.2 minutes while shooting 49 percent from the floor, 28.9 percent from three-point range and 76.5 percent from the foul line...has missed 156 games due to injury, 22 as a healthy scratch for rest on the inactive list or as a DND, eight as a DNP-CD, including three in which he dressed despite being injured, and one game as a result of an NBA suspension...has been crowned NBA Finals MVP once and All-Star Game MVP once...is an 11-time All-Star (nine-time starter)...has earned All-NBA First Team honors twice, All-NBA Second Team honors three times and All-NBA Third Team honors three times...has been named to the NBA All-Defensive Second Team three times...was a unanimous All-Rookie First Team selection...has been selected the NBA Eastern Conference Player of the Month six times and the NBA Eastern Conference Player of the Week 18 times...owns the HEAT single-season records for points, scoring average, field goals made and attempted, free throws made and attempted and is tied for double-figure scoring efforts...also owns the HEAT record for most points in a single overtime period (12), most consecutive points (18 vs. Cleveland on Jan. 21, 2008), most free throws made in a game (23) and most field goals attempted in a half (21)...closed the 2014-15 season ranked fifth in the NBA among active players in career scoring average and 9th in total points...enters the 2015-16 season ranked 55th on the NBA's all-time scoring list...is the HEAT's all-time leader in games played, points, field goals made and attempted, free throws made and attempted, double-figure scoring efforts, assists, steals, starts and minutes...also ranks among the HEAT's all-time leaders in blocks (2nd), defensive rebounds (4th), total rebounds (4th), double-doubles (4th), offensive rebounds (5th), three-point field goals attempted (5th), field goal percentage (7th), three-point field goals made (7th) and free throw percentage (15th)...has scored in double figures 749 times, including 544 games with at least 20 points, 210 games with at least 30 points, 34 games with at least 40 points and

three 50-point outings...has led Miami in scoring 452 times, including a franchise-record 71 in 2008-09...his high for most consecutive games scoring in double figures is 148 (Feb. 1, 2008-Feb. 16, 2010)...his high for consecutive 20-point games is 23 (Mar. 20-Nov. 17, 2009)...has grabbed double-figure rebounds 39 times and handed out double-figure assists 85 times...has amassed 119 double-doubles and four triple-doubles...his high for consecutive games with a double-double is four and has occurred twice (Dec. 7-13, 2005 and Dec. 3-9, 2007)...has hit at least 10 free throws in a game 143 times...led the HEAT in points and scoring average for six consecutive years from 2004-10 becoming the only player in franchise history to lead in each of those categories six straight seasons...has thrown home 998 dunks...his high for consecutive games with a steal is 23 (Jan. 25-Mar. 12, 2013)...has recorded 396 multi-steal and 182 multi-block games...his high for consecutive starts is 405 (Jan. 8, 2008-Jan. 17, 2014) and his high for consecutive games played is 66 (Oct. 29, 2008-Mar. 15, 2009)...has started each of the 152 postseason games in which he has played and has averaged 22.9 points, 5.3 rebounds, 5.1 assists, 1.64 steals, 1.01 blocks and 38.9 minutes while shooting 47.8 percent from the floor, 32.6 percent from three-point range and 77.5 percent from the foul line...owns the HEAT playoff scoring records for a second half (30), a first quarter (17), a third quarter (22), a fourth quarter (20) and an overtime period (8)...also owns the HEAT postseason single-game records for free throws made and attempted and assists...owns four of the top five single-series scoring averages in HEAT postseason history...topped the HEAT in scoring average in 11 consecutive playoff series from 2004-10...has scored in double figures 148 times in postseason play with 99 games of at least 20 points, 32 games of 30-or-more points and seven 40-point games...scored in double figures in a franchise-record 91 consecutive playoff games (Apr. 27, 2004-May 15, 2012)...his 17 consecutive games with at least 20 points (June 6, 2005-May 31, 2006) and his four consecutive 30-point games (June 13-20, 2006) both rank second in franchise postseason history...is Miami's all-time postseason leader in points, field goals made and attempted, free throws made and attempted, total rebounds, assists, double-figure scoring games, 20-point games, 40-point games, steals, games, minutes, starts and dunks...also ranks among Miami's postseason leaders in three-point field goals made (3rd) and attempted (3rd), offensive (2nd) and defensive (2nd) rebounds, 30-point games (2nd), double-doubles (2nd) and blocks (2nd)...has led Miami in scoring in 68 playoff games, including a franchise-record 22 consecutive from June 8, 2006-Apr. 27, 2010...has grabbed double-figure rebounds 10 times in postseason play and handed out double-figure assists on 11 occasions...has 21 postseason career double-doubles...has made 10 All-Star Game appearances (nine starts) and has averaged 17.3 points (.642 FG%, .696 FT%), 4.8 assists, 3.7 rebounds, 2.50 steals and 25.2 minutes...sat out one All-Star Game (2015) due to injury...hit the game-winning field goal in the 2006 All-Star Game and was the MVP of the 2010 All-Star Game after scoring a game-high 28 points...recorded just the third triple-double in All-Star Game history at the 2012 All-Star Game as he tallied 24 points, a game-high 10 rebounds and a team-high 10 assists.

2014-15 SEASON:

Started all 62 games in which he appeared for the HEAT and averaged 21.5 points (.470 FG%, .768 FT%), 4.8 assists, 3.5 rebounds, 1.18 steals and 31.8 minutes...officially missed 18 games due to injury and was a DNP-CD on two occasions (once in a game in which he dressed despite having a sore right hip at Washington on Mar. 6

and the other time was the regular season finale at Philadelphia)...missed nine games due to a strained left hamstring (seven from Nov. 14-25 and two from Jan. 14-16)...sat out one game (Dec. 21) with a right knee contusion...missed seven games (Jan. 30-Feb. 11) with a strained right hamstring...sat out one game (Mar. 25) with a left knee contusion...for the seventh straight season was a team co-captain with Udonis Haslem...was selected as an Eastern Conference reserve for the All-Star Game but sat out due to a strained right hamstring...was selected the NBA Eastern Conference Player of the Week for the week ending Mar. 22...ranked among the NBA leaders in scoring average (11th), assists per game (26th) and field goal percentage (39th)...led the HEAT in points scored, scoring average, field goals made and attempted, free throws made and attempted, double-figure scoring efforts, 20-point games and three-point plays (27) and ranked second in assists and steals...topped the HEAT in scoring a team-high 35 times and also led Miami in assists a team-high 29 times, in steals 18 times, in minutes and blocks seven times each and in rebounds twice...hit a career-high 31 consecutive free throw attempts from Dec. 23-Jan. 4 (the longest streak on the HEAT in 2014-15)...scored in double figures on 58 occasions, including 37 games with at least 20 points, seven games with 30-or-more points and a pair of 40-point performances...handed out double-figure assists three times and grabbed double-figure rebounds once...posted three double-doubles...scored his 18,000th career point on Dec. 27 vs. Memphis...recorded his 700th career block at Charlotte on Nov. 5...**Season Highs:** 42 points (vs. Utah, Dec. 17), 11 rebounds (vs. Toronto, Nov. 2), 10 assists (three times), five steals (vs. Cleveland, Mar. 16), three blocks (at Indiana, Dec. 31) and 38:42 minutes (at Chicago, Jan. 25).

2013-14 SEASON:

Appeared in 54 games (53 starts) for the HEAT and averaged 19.0 points (.545 FG%, .733 FT%), 4.7 assists, 4.5 rebounds, 1.46 steals and 32.9 minutes...missed 13 games due to assorted injuries and 15 games to rest as part of his maintenance program...sat out one game (Dec. 5 at Chicago) with the flu, one game (Feb. 11 at Phoenix) with migraines, one game (Feb. 12 at Golden State) with a sore left foot, one game (Mar. 24 vs. Portland) with a strained left Achilles and nine games (Mar. 28-Apr. 11) with a strained left hamstring...was a team co-captain along with Udonis Haslem...started the All-Star Game in New Orleans for the Eastern Conference, making his ninth consecutive start and 10th consecutive appearance...was named the Eastern Conference Player of the Week for the week ending Dec. 22...ranked eighth in the NBA in field goal percentage...for the second consecutive year set a single-season high in field goal percentage...ranked second on the team in field goal percentage, scoring average and 20-point games...topped the HEAT in scoring 13 times and also led Miami in steals 17 times, assists 13 times, in blocks on 11 occasions, in minutes four times and in rebounds in four games...scored in double figures 48 times, including 28 games with at least 20 points and a pair of 30-point efforts...grabbed double-figure rebounds twice and handed out double-figure assists twice...posted a pair of double-doubles...had his career-best streak of 405 consecutive starts snapped when he came off the bench on Jan. 26 vs. San Antonio after sitting out the previous four games to rest...scored his 17,000th career point at New York on Jan. 9...connected on his 350th career three-pointer vs. Detroit on Feb. 3...appeared in his 700th career game on Feb. 5 on the road vs. the L.A. Clippers...recorded a career-high eight steals vs. Dallas on Nov. 15...**Season Highs:** 32 points (vs. Indiana, Dec. 18), 12 assists (vs. Phoenix, Nov. 25), 10 rebounds (twice), eight steals (vs. Dallas, Nov. 15), three blocks (at Philadelphia, Jan. 17) and 39:31 minutes (at

3

DWYANE WADE

Chicago, Mar. 9).

2012-13 SEASON:

Started all 69 games in which he saw action for the HEAT and averaged 21.2 points (.521 FG%, .725 FT%), 5.1 assists, 5.0 rebounds, 1.86 steals and 34.7 minutes...missed a total of 12 games due to injury and one game (Dec. 28) while serving an NBA suspension...didn't play in Atlanta on Nov. 9 due to a cold...missed a pair of games (Nov. 15-17) with a sprained left foot...missed three games (Mar. 24-25 and Apr. 15) with a sore right knee...sat out six games from Mar. 31-Apr. 10 with a sprained right ankle...was a team co-captain along with Udonis Haslem...earned All-NBA Third Team honors...joined teammates Chris Bosh and LeBron James in the starting line-up for the Eastern Conference All-Stars at the All-Star Game in Houston...was selected the NBA Eastern Conference Player of the Week for the week ending Mar. 10...ranked among the NBA leaders in scoring average (8th), points (13th), steals (6th), free throws made (12th) and attempted (10th), field goals made (15th) and attempted (tied-26th), field goal percentage (19th) and minutes per game (35th)...joined Oklahoma City's Russell Westbrook and teammate LeBron James as the only players in 2012-13 to average at least 20 points, 5 rebounds and 5 assists...finished second on the team in points, scoring average, field goals made and attempted, free throws made and attempted, assists, steals, 20- and 30-point games, dunks and three-point plays...topped the HEAT in scoring 16 times and led Miami in steals 23 times, in assists on 20 occasions, in minutes and blocks 15 times each and in rebounds in nine games...scored in double figures 67 times, including 43 games with 20-or-more points and eight 30-point performances...shot at least 50 percent from the floor and scored at least 20 points in 11 consecutive games from Feb. 23-Mar. 13 becoming the first guard to accomplish the feat since Michael Jordan did it in 11 consecutive games from Dec. 30, 1995-Jan. 23, 1996...recorded a steal in a career-high 23 consecutive games from Jan. 25-Mar. 12...scored his 15,000th career point in the season opener vs. Boston...recorded his 4,000th career assist at Toronto on Mar. 17...when he blocked his 50th shot of the season at Chicago on Mar. 27 it marked the eighth time in his career he blocked at least 50 shots in a season joining him with Michael Jordan as the only guards in NBA history to block at least 50 shots in eight different seasons...he concluded the 2012-13 season with 667 career blocks making him just eight blocks shy of tying Dennis Johnson in NBA history by a guard 6'4" or shorter...tied his career high with 19 field goals made vs. Sacramento on Feb. 26...**Season Highs:** 39 points (vs. Sacramento, Feb. 26), 12 rebounds (vs. Charlotte, Feb. 4), 10 assists (twice), six steals (vs. Indiana, Mar. 10), four blocks (twice) and 46:33 minutes (at Boston, Jan. 27).

2011-12 SEASON:

Started each of the 49 games in which he appeared for the HEAT and averaged 22.1 points (.497 FG%, .791 FT%), 4.8 rebounds, 4.6 assists, 1.67 steals, 1.29 blocks and 33.2 minutes...missed a total of 13 games due to injury and was a DNP-CD on four occasions...sat out three games (Jan. 4-7) with a left foot contusion...missed seven games due to a sprained right ankle (six from Jan. 17-25 and one on Apr. 8)...sat out one game (Apr. 3) due to a left knee contusion...missed two games with a dislocated left index finger (Apr. 22 and 26)...shared team co-captain duties with Udonis Haslem...earned All-NBA Third Team honors...started the All-Star Game in Orlando and recorded the third triple-double in All-Star Game history with 24 points (11-15 FGs), a game-high 10 rebounds and

DWYANE WADE

3

a team-high 10 assists in 32:54 minutes...ranked among the NBA leaders in field goal percentage (20th), field goals made (tied-27th) and attempted (32nd) and would have ranked among the league leaders in scoring, assists, steals and blocks but did not play enough games to qualify in those categories...finished second on the team in points, scoring average, field goals made and attempted, free throws made and attempted, assists and blocks...topped the HEAT in points 16 times, in blocks 20 times, in steals on 18 occasions, in assists in 15 games, in rebounds four times and in minutes three times...scored in double figures 48 times, including 32 games with at least 20 points and eight 30-point performances...made a season-high 27 consecutive free throw attempts from Feb. 5-13, the high for a HEAT player in 2011-12...moved into second place on the franchise's all-time blocked shots list on Apr. 15 at New York...**Season Highs:** 36 points (at Chicago, Mar. 14), 11 rebounds (at Philadelphia, Mar. 16), 10 assists (three times), five steals (vs. New York, Jan. 27), four blocks (twice) and 41:57 minutes (at L.A. Clippers, Jan. 12).

2010-11 SEASON:

Started all 76 games in which he saw action for the HEAT and averaged 25.5 points (.500 FG%, .758 FT%), 6.4 rebounds, 4.6 assists, 1.46 steals, 1.14 blocks and 37.1 minutes...missed a total of five games due to injury and was a healthy scratch on the inactive list for the regular season finale (Apr. 13)...missed one game with a sprained left wrist (Nov. 20), one game because of a sore left knee (Dec. 23), one game with a migraine (Jan. 22), one with a bruised right wrist (Jan. 28) and one with a right thigh contusion (Apr. 6)...shared team co-captain duties with Udonis Haslem...earned All-NBA Second Team honors...was a starter for the Eastern Conference in the All-Star Game...was a three-time Eastern Conference Player of the Week and shared the Eastern Conference Player of the Month honors for December with teammate LeBron James...set single-season career highs in offensive, defensive and total rebounds...ranked among the NBA leaders in scoring average (4th), free throws attempted (6th), free throws made (7th), field goals made (9th), and attempted (10th), minutes per game (16th), steals per game (17th), blocks per game (24th), field goal percentage (33rd) and assists per game (34th)...led the HEAT in conventional three-point plays and dunks and tied for the lead in 30-point games and 40-point games...was second on the team in minutes, points, scoring average, field goals made and attempted, free throws made and attempted, offensive rebounds, assists, steals and blocks...topped the HEAT in scoring 37 times, in steals 34 times, in blocks on 29 occasions, in minutes 24 times, in assists 21 times and rebounds in 19 contests...scored in double figures 74 times, including 57 games with at least 20 points, 25 games of 30-or-more points and four 40-point performances...grabbed double-figure rebounds 10 times and handed out double-figure assists once...posted 10 double-doubles and one triple-double (Feb. 4 at Charlotte)...played his 500th career game vs. Dallas on Dec. 20...recorded career highs in both defensive (13) and total rebounds (16) at New York on Jan. 27...**Season Highs:** 45 points (at Houston, Dec. 29), 16 rebounds (at New York, Jan. 27), 10 assists (at Charlotte, Feb. 4), five blocks (three times), four steals (three times) and 45:38 minutes (vs. Atlanta, Jan. 18).

2009-10 SEASON:

Started all 77 games in which he appeared for Miami and averaged 26.6 points (.476 FG%, .761 FT%), 6.5 assists, 4.8 rebounds, 1.84 steals, 1.06 blocks and 36.3 minutes...missed four games from Feb. 19-27 due to a strained left

calf which occurred in the first quarter at New Jersey on Feb. 17 and one game (Apr. 14) as a healthy scratch on the inactive list...shared team co-captain responsibilities with Udonis Haslem...earned All-NBA First Team honors and NBA All-Defensive Second Team honors, each for the second consecutive season...started the All-Star Game in Dallas and was named MVP after tallying a game-high 28 points (12-16 FGs), a team-high 11 assists, six rebounds and a game-high five steals in 31:20 minutes to become just the 12th player in NBA history to capture MVP honors in both the NBA Finals and All-Star Game during his career...was a two-time NBA Eastern Conference Player of the Week and one-time Eastern Conference Player of the Month...ranked among the NBA leaders in points (3rd), field goals made (4th), free throws made (4th) and attempted (4th), steals (4th), scoring average (5th), field goals attempted (5th), total assists (8th), assists per game (10th), blocks per game (29th), minutes (30th) and double-doubles (tied 44th)...joined LeBron James as the only players in the NBA in 2009-10 to finish in the Top 10 in points, assists and steals...his 82 blocks were tops among guards in the NBA...led the HEAT in points, field goals made and attempted, free throws made and attempted, assists, steals, dunks and minutes...topped both 2,000 points and 500 assists in the same season for the third time in his career...led the HEAT in scoring 62 times, in assists 57 times, in minutes 45 times and in steals on 43 occasions (all tops on the team)...also led Miami in blocks 22 times and rebounds five times...scored in double figures a team-high 76 times, including 64 games with at least 20 points, 27 games with 30-or-more points and four 40-point performances...had his franchise-record streak of scoring in double figures snapped at 148 consecutive games on Feb. 17 at New Jersey after suffering a strained left calf just seven minutes into the game and leaving with eight points...handed out double-figure assists 13 times and grabbed double-figure rebounds four times...posted 17 double-doubles...became the HEAT's all-time leader in field goals made vs. Boston on Nov. 29...became Miami's all-time assist leader at Oklahoma City on Jan. 16...became Miami's all-time leader in field goals attempted at Cleveland on Feb. 4 and in free throws attempted vs. Orlando on Dec. 17...became Miami's all-time leader in double-figure scoring efforts vs. Charlotte on Mar. 20...became the HEAT's all-time leader in starts at New York on Apr. 11 and in minutes at Philadelphia on Apr. 12...scored his 10,000th career point and topped the 15,000 minutes played mark vs. Chicago on Nov. 1...handed out a season-high 14 assists in the win over the Lakers on Mar. 4, including the 3,000th of his career...**Season Highs:** 44 points (vs. Boston, Jan. 6), 14 assists (vs. L.A. Lakers, Mar. 4), 11 rebounds (vs. Dallas, Dec. 11), six steals (vs. New Jersey, Nov. 14), five blocks (vs. Charlotte, Mar. 20) and 45:22 minutes (vs. Orlando, Mar. 18).

2008-09 SEASON:

Started all 79 games in which he appeared for the HEAT and averaged a league-leading 30.2 points (.491 FG%, .765 FT%), 7.5 assists, 5.0 rebounds, 2.19 steals, 1.34 blocks and 38.6 minutes...missed one game due to a right hip flexor strain (Mar. 18 at Boston) and was a healthy scratch on the inactive list the final two games of the season...was a team co-captain along with Udonis Haslem...earned All-NBA First Team honors and captured NBA All-Defensive Second Team honors...was a starter for the Eastern Conference in the All-Star Game...was a two-time NBA Eastern Conference Player of the Month and a three-time NBA Eastern Conference Player of the Week...finished third in the voting for Most Valuable Player and also for the Defensive Player of the Year...led the NBA in points and scoring average and ranked among the league leaders in free throws made (2nd) and attempted (2nd), steals (2nd), minutes (6th), assists (8th), blocks (16th),

double-doubles (tied-28th) and field goal percentage (31st)...became the first HEAT player to lead the NBA in points scored and scoring average...set single-season career highs in games played, starts, minutes, points, scoring average, field goals made and attempted, three-point field goals made and attempted, assists, steals and blocks...set franchise single-season records in field goals made and attempted, steals, points and scoring average...led the HEAT in minutes, points, scoring average, field goals made and attempted, free throws made and attempted, assists, steals, dunks and blocks...topped the HEAT in scoring 71 times, in assists on 60 occasions, in minutes 43 times, in steals in 40 games, in blocks 36 times and in rebounds eight times, with all except rebounds being a team high...became the first NBA player to lead his team in points at least 70 times and assists at least 60 times in the same season since Nate "Tiny" Archibald accomplished the feat for the Kansas City-Omaha Kings in 1972-73...scored in double figures in all 79 games he played...scored 20-or-more points 71 times, 30-or-more points in 39 games, 40-or-more points in an NBA-high 13 outings and hit the 50-point plateau on three occasions (tied for the NBA high in 2008-09)...scored 30-or-more points in a franchise-record four consecutive games on three occasions...matched his franchise-record with back-to-back 40-point games on Feb. 28-Mar. 2...handed out double-figure assists 18 times and grabbed double-figure rebounds twice...posted a career-high 20 double-doubles, tying for the team lead...led the NBA in scoring average in November (28.9 ppg), December (29.2 ppg), January (28.1 ppg), March (33.7 ppg) and April (33.5 ppg) and ranked second in the NBA and first in the Eastern Conference in February (30.9 ppg)...became Miami's all-time leader in points scored vs. Utah on Mar. 14...became Miami's all-time leader in steals vs. New York on Feb. 28...became the HEAT's all-time leader in free throws made vs. the L.A. Clippers on Feb. 2...his 1.34 blocks per game average led all guards in the NBA...recorded at least one steal in a career-high 21 straight games from Feb. 27-Apr. 7...hit at least one three-point field goal in a career-high 11 consecutive games (Feb. 22-Mar. 14)...became the only player in NBA history to total at least 2,000 points, 500 assists, 150 steals and 100 blocks in a season...was the only NBA player in 2008-09 to amass at least 100 steals and 100 blocks...scored a career-high 55 points vs. New York on Apr. 12 and hit a career-high six three-pointers while matching his career high in field goals made (19)...in the Feb. 28 win vs. New York he tied his career highs for points in a quarter (24 in the fourth quarter) and points in a half (32 in the second half)...hit a game-winning three-point field goal at the buzzer vs. Chicago on Mar. 7 after recording a steal with 3.6 seconds left in double overtime and racing down the length of the court...**Season Highs:** 55 points (vs. New York, Apr. 12), 16 assists (twice), 10 rebounds (twice), seven steals (vs. Cleveland, Mar. 2), five blocks (vs. Toronto, Nov. 19) and 52:28 minutes (vs. Utah, Mar. 14).

2007-08 SEASON:

Started 49 of the 51 games in which he appeared and averaged 24.6 points (.469 FG%, .758 FT%), 6.9 assists, 4.2 rebounds, 1.71 steals and 38.3 minutes...missed 30 games due to injury and was a DNP-CD on one occasion in a game (Mar. 7) in which he dressed in uniform despite being injured...missed the first seven games of the season (Nov. 1-13) while recovering from off-season shoulder and knee surgeries...sat out one game (Jan. 4) due to a bruised right shoulder and one (Jan. 30) due to the flu...missed the final 21 games of the season (Mar. 10-Apr. 16) with left knee tendinitis and received OssaTron shock wave therapy on his left knee on Mar. 12...was a starter for the Eastern Conference in the NBA All-Star Game...led the HEAT in scoring average, points scored, field goals made, free throws made and attempted,

3

DWYANE WADE

assists, assists per game, steals per game and minutes per game and tied for the team high in steals...ranked 16th in the NBA in free throws attempted and 18th in free throws made...topped the HEAT in scoring a team-high 37 times and also led in assists a team-high 39 times, in steals 21 times, in minutes on 17 occasions, in blocks in 15 contests and in rebounds five times...scored in double figures 50 times, including team highs in 20-point games (34), 30-point games (18) and 40-point games (3)...handed out double-figure assists a team-high eight times and grabbed double-figure rebounds once...tallied nine double-doubles, including four consecutive games from Dec. 3-9 to match his career high...set franchise individual records for points in a half (32 in the second half) and consecutive points scored (18 straight in the fourth quarter) vs. Cleveland on Jan. 21 and also tied the franchise record for field goal attempts in a half (21 in the second half)...became the first player in HEAT history to hit at least 15 field goal attempts and 15 free throw attempts in the same game when he finished with 16 of each vs. Orlando on Dec. 28...topped the 10,000-minute mark in his career at New Jersey on Nov. 17...participated in the Skills Challenge at All-Star Weekend for the third consecutive year and finished in fourth place...**Season Highs:** 48 points (vs. Orlando, Dec. 28), 12 assists (at Detroit, Feb. 6), 10 rebounds (at Portland, Dec. 6), five steals (at Utah, Dec. 3), three blocks (twice) and 51:35 minutes (vs. Orlando, Dec. 28).

2006-07 SEASON:

Appeared in 51 games (50 starts) and averaged 27.4 points (.491 FG%, career-high .807 FT%), 7.5 assists, 4.7 rebounds, 2.10 steals, 1.22 blocks and 37.9 minutes...missed a total of 30 games due to injury and one game



(Apr. 18) as a healthy scratch on the inactive list...sat out a pair of games (Dec. 13-15) after having his wisdom teeth extracted...missed four games (Dec. 29-Jan. 5) with a sprained right wrist...sat out one game (Jan. 22) with a sprained left ankle...missed 23 games (Feb. 22-Apr. 6) after dislocating his left shoulder at Houston on Feb. 21...earned All-NBA Third Team honors...was an Eastern Conference starter at the NBA All-Star Game...was a three-time Eastern Conference Player of the Week...was named *Sports Illustrated* Sportsman of the Year...led the HEAT in scoring average, points, field goals made and attempted, free throws made and attempted, assists and steals...was among the NBA leaders in free throws made (13th) and attempted (16th), field goal percentage (31st) and field goals made (41st)...led the HEAT in scoring 43 times, in assists on 39 occasions, in steals 32 times, in minutes in 31 contests, in blocks 13 times and in rebounds twice...scored in double figures a team-high 49 times, including 43 games with at least 20 points, 23 games of 30-or-more points and three 40-point performances...set a franchise record for consecutive 25-point games with nine (Jan. 30-Feb. 21) and had a streak of 20 consecutive 20-point games (Jan. 7-Feb. 21), marking the second longest consecutive 20-point streak in franchise history...handed out double-figure assists a team-leading 12 times and grabbed double-figure rebounds three times...posted 15 double-doubles...set a franchise record for points in a quarter when he dropped 24 of his game-high 41 points in the fourth quarter vs. Cleveland on Feb. 1 and also set career highs in both free throws made (23) and attempted (24) in that game...his 33-point, 15-assist performance vs. Orlando on Nov. 24 marked the first time in franchise history a HEAT player had at least 30 points and 15 assists in the same game...won the Skills Challenge at All-Star Weekend for the second consecutive year...**Season Highs:** 41 points (twice), 15 assists (vs. Orlando, Nov. 24), 11 rebounds (twice), six steals (at Utah, Jan. 13), four blocks (twice) and 48:52 minutes (at Philadelphia).

2005-06 SEASON:

Started all 75 games in which he appeared and averaged 27.2 points (.495 FG%, .783 FT%), 6.7 assists, 5.7 rebounds, 1.95 steals and 38.6 minutes...missed five games due to injury and was a healthy scratch on the inactive list for the final two games of the regular season...missed one game with a left shin contusion (Jan. 6), one game with a sprained left ankle (Jan. 27), two games with a sprained right wrist (Mar. 4-6) and one game with the flu (Apr. 11)...earned All-NBA Second Team honors...was named Eastern Conference Player of the Month for February and was a two-time Eastern Conference Player of the Week...was named a starter in the All-Star Game for the first time and finished with 20 points, four rebounds, three assists, two steals and one block in a game-high 30:39 and hit the game-winning shot...set career highs in free throws made and attempted and dunks...set franchise single-season records in free throws made and attempted...ranked among the NBA leaders in scoring average (5th), steals (6th), assists per game (tied-10th), minutes per game (tied-19th) and field goal percentage (tied-27th)...led the HEAT in minutes, field goals made and attempted, free throws made and attempted, assists, points and scoring average...scored in double figures 74 times, including 60 games with at least 20 points, 34 games with 30-or-more points and four 40-point efforts...handed out double-figure assists 10 times and grabbed double-figure rebounds on eight occasions...recorded 16 double-doubles and two triple-doubles (Jan. 4 at New Orleans/Oklahoma City and Jan. 13 at Seattle)...became the first HEAT player to

record back-to-back 40-point games (Mar. 8-10)...scored Miami's final 17 points, including the game-winning shot with 2.3 seconds remaining vs. Detroit on Feb. 12 to finish with 37 points...his 17 consecutive points to end the game are a HEAT franchise record for consecutive points to end a game and rank tied for the second longest streak for any point in a game...led the HEAT in scoring 58 times, in assists 51 times, in minutes on 46 occasions, in steals in 44 contests, in rebounds 11 times and in blocks on 10 occasions...won the Skills Challenge at All-Star Weekend...**Season Highs:** 44 points (at Cleveland, Apr. 1), 14 assists (at Seattle, Jan. 13), 11 rebounds (twice), six steals (at Portland, Jan. 8), four blocks (vs. L.A. Clippers, Jan. 30) and 47:02 minutes (vs. Washington, Dec. 11).

2004-05 SEASON:

Started each of his 77 games and averaged 24.1 points (.478 FG%, .762 FT%), 6.8 assists, 5.2 rebounds, 1.57 steals, 1.06 blocks and 38.6 minutes...missed four games due to injury and was a DNP-CD once (Apr. 19 for the regular season finale)...sat out a pair of games (Nov. 12-14) with a sprained left ankle which occurred vs. Dallas on Nov. 11...missed a pair of games (Jan. 12-14) with back spasms and a rib contusion...earned All-NBA Second Team honors and NBA All-Defensive Second Team honors...played in his first NBA All-Star Game as a reserve...was selected NBA Eastern Conference Player of the Month and the NBA Eastern Conference Player of the Week one time each...ranked among the NBA leaders in scoring average (9th), assists (tied-9th), minutes per game (tied-12th), steals per game (13th), field goal percentage (tied-31st) and blocks per game (36th)...ranked first in the NBA in blocks among guards...increased his scoring average by 7.9 points per game over his rookie year, the largest increase in the NBA by a player who averaged at least 10 points the previous season...joined Allen Iverson and LeBron James as the only players to rank in the top 10 in the NBA in 2004-05 in both points and assists...led the HEAT in minutes, field goals attempted, free throws made, assists, steals and scoring average...was Miami's top scorer a team-leading 43 times and also led the team in assists a team-high 55 times, in minutes 45 times, in steals 39 times, in blocks in 21 games and in rebounds four times...scored in double figures a team-high 75 times, including a team-high 56 games with at least 20 points, a team-high 16 games with at least 30 points and one 40-point effort...handed out double-figure assists a team-high 13 times, grabbed double-figure rebounds on four occasions and recorded 16 double-doubles...recorded his first triple-double with 31 points, 10 assists and 10 rebounds in Detroit on Dec. 30...hit a pair of game-winning buzzer-beaters...his shot at the buzzer on Mar. 15 gave the HEAT a 98-96 win over the Knicks in Madison Square Garden and clinched Miami's first Southeast Division championship...hit a pair of free throws with one second left vs. Utah on Nov. 19 to force overtime and then hit the game-winning shot with one-tenth of a second left in overtime to give the HEAT a two-point win over the Jazz...started for the Sophomores in the Rookie Challenge at All-Star Weekend in Denver...**Season Highs:** 48 points (at Philadelphia, Apr. 14), 12 assists (three times), 10 rebounds (four times), five steals (twice), four blocks (twice) and 49 minutes (at Philadelphia, Apr. 14).

2003-04 SEASON:

Started 56 of the 61 games in which he appeared and averaged 16.2 points (.465 FG%, .747 FT%), 4.5 assists, 4.0 rebounds, a team-leading 1.41 steals and 34.9 minutes...missed a total of 21 games due to injury...missed 13 games (Jan. 2-26) with bone contusions of his right wrist, which was initially injured in a fall at Washington on Dec. 26...sat out the Dec. 27 game at New York after injuring the wrist the night before...missed two

games (Nov. 3-4) with a right hip pointer, a pair of games (Feb. 4-7) with a left mid-foot sprain and three games (Mar. 2-6) due to a right mid-foot bone contusion...was named the NBA's Eastern Conference Player of the Week on Feb. 23, becoming the first HEAT rookie to earn league Player of the Week honors and the 21st in NBA history...was third in the Rookie of the Year balloting and a unanimous NBA All-Rookie First-Team selection...set a HEAT rookie record for scoring average...ranked 37th in the NBA in field goal percentage...was among the NBA's rookie leaders in field goal percentage (2nd), steals per game (2nd), scoring average (3rd), assists per game (4th), minutes per game (4th), blocks per game (7th) and rebounds per game (11th)...topped Miami in dunks...set a HEAT rookie single-game record with 15 field goals made vs. Atlanta on Feb. 15...scored in double figures 51 times with 19 games of at least 20 points and three 30-point games...grabbed double-figure rebounds once and had one double-double...posted his first career double-double with 27 points and a season-high 10 rebounds at Orlando on Feb. 11...led Miami in scoring 21 times, in assists 22 times, in steals on 21 occasions, in blocks 18 times, in minutes 15 times and in rebounds once...started for the Rookies in the Rookie Challenge at All-Star Weekend in Los Angeles...**Season Highs:** 33 points (vs. Golden State, Dec. 21), 10 rebounds (at Orlando, Feb. 11), eight assists (five times), six steals (vs. New Orleans, Mar. 16), two blocks (six times) and 44 minutes (twice).

NBA PLAYOFFS:

2014: Started all 20 games for the Eastern Conference Champion HEAT and averaged 17.8 points (.509 FG%, .767 FT%), 3.9 rebounds, 3.9 assists, 1.50 steals and 34.6 minutes...ranked second on the team in minutes, points, scoring average, field goals made and attempted, free throws made and attempted, assists and steals...topped the HEAT in scoring three times and in steals eight times, rebounds seven times, blocks twice and minutes and rebounds once each...was the only member of the HEAT to score in double figures in all 20 games...had seven 20-point efforts...averaged 17.5 points (.491 FG%, .708 FT%), 3.8 assists, 3.3 rebounds, 1.25 steals and 33.0 minutes in the Opening Round vs. Charlotte...averaged 18.2 points (.507 FG%, .850 FT%), 4.2 assists, 3.8 rebounds, 1.40 steals and 35.2 minutes in the Eastern Conference Semifinals vs. Brooklyn...averaged 19.8 points (.545 FG%, .850 FT%), 4.7 assists, 4.3 rebounds, 1.67 steals and 35.3 minutes in the Eastern Conference Finals vs. Indiana...averaged 15.2 points (.438 FG%, .692 FT%), 3.8 rebounds, 2.6 assists, 1.60 steals and 34.4 minutes in the NBA Finals vs. San Antonio...became Miami's all-time postseason leader in total rebounds in Game 2 at San Antonio on June 8...**2013:** Started all 22 games in which he appeared for the NBA Champion HEAT and averaged 15.9 points (.457 FG%, .750 FT%), 4.8 assists, 4.6 rebounds, 1.73 steals, 1.05 blocks and 35.6 minutes...missed one game due to injury...tied for the team lead in offensive rebounds and ranked second in minutes, points, scoring average, field goals made and attempted, free throws made and attempted, assists, steals and blocks...topped Miami in scoring three times and also led the club in steals eight times, assists and blocks six times each and rebounds and minutes once each...scored in double figures 20 times, including five games with at least 20 points and one 30-point effort...handed out double-figure assists twice and grabbed double-figure rebounds once...posted a pair of double-doubles...hit 10 consecutive field goal attempts from May 8-10, tying for the second longest streak by any player in the 2013 NBA Playoffs...appeared in three games in the Opening Round vs. Milwaukee and averaged 13.7 points (.368 FG%, .722 FT%), 7.0 rebounds, 6.3 assists, 3.00 steals, 1.00 blocks and 33.7 minutes...was

3

DWYANE WADE

a DNP-CD in Game 4 at Milwaukee on Apr. 28 while he nursed a sore right knee with bone bruises...led Miami in steals vs. Milwaukee and tied for the team lead in offensive rebounds...averaged 12.6 points (.509 FG%, .833 FT%), 4.8 assists, 3.4 rebounds, 1.20 steals and 32.6 minutes in the Eastern Conference Semifinals vs. Chicago...averaged 15.4 points (.436 FG%, .735 FT%), 5.1 rebounds, 4.3 assists, 1.43 steals, 1.14 blocks and 37.7 minutes in the Eastern Conference Finals vs. Indiana...led the HEAT in offensive rebounds, tied for the team lead in steals and ranked second in points, field goals made and attempted, free throws made and attempted, total rebounds, assists and minutes in the Indiana series...matched his postseason career high with six offensive rebounds in the Game 7 victory over the Pacers on June 3...averaged 19.6 points (.476 FG%, .773 FT%), 4.6 assists, 4.0 rebounds, 1.86 steals, 1.29 blocks and 36.4 minutes in the NBA Finals vs. San Antonio...ranked second on the HEAT in points, field goals made and attempted, free throws made and attempted, assists, blocks and minutes and tied for second in steals in the NBA Finals...had a pair of double-doubles in the Finals, including a 23-point, 10-rebound (his 2013 postseason high) performance in Miami's Game 7 victory over the Spurs on June 20...**2012:** Started all 23 games for the NBA Champion HEAT and averaged 22.8 points (.462 FG%, .729 FT%), 5.2 rebounds, 4.3 assists, 1.70 steals, 1.30 blocks and 39.4 minutes...led Miami in blocks and ranked second in points, scoring average, field goals made and attempted, free throws made and attempted, assists, steals and minutes...topped the HEAT in scoring twice and also led Miami in blocks 11 times, in steals 10 times, in assists on seven occasions, in minutes twice and in rebounds once...scored in double figures 22 times, including 17 games with at least 20 points, two games with 30-or-more points and one 40-point effort...grabbed double-figure rebounds once and posted one double-double...averaged 21.0 points (.506 FG%, .567 FT%), 4.0 assists, 3.4 rebounds, 2.80 steals, 1.20 blocks and 35.8 minutes in the Opening Round vs. New York...led Miami in steals and blocks and tied for the lead in field goals made in the Opening Round series...averaged 26.2 points (.472 FG%, .717 FT%), 5.5 rebounds, 3.3 assists, 1.33 steals, 1.33 blocks and 38.0 minutes in the Eastern Conference Semifinals vs. Indiana...had his left knee drained prior to Game 3 at Indiana on May 17 and was held to five points in the contest, snapping his streak of scoring in double figures in postseason play at a franchise-record 91 consecutive games...posted his lone double-double of the 2012 postseason with a 41-point, 10-rebound effort in the decisive Game 6 at Indiana on May 24...topped the HEAT in free throws made and attempted in the Indiana series...averaged 21.4 points (.444 FG%, .814 FT%), 5.7 rebounds, 4.9 assists, 1.43 steals, 1.43 blocks and 42.4 minutes in the Eastern Conference Finals vs. Boston...led Miami in free throw percentage, assists, steals and blocks in the Boston series...averaged 22.6 points (.435 FG%, .775 FT%), 6.0 rebounds, 5.2 assists, 1.40 steals, 1.20 blocks and 40.6 minutes in the NBA Finals vs. Oklahoma City...**2011:** Started all 21 games for the HEAT and averaged 24.5 points (.485 FG%, .777 FT%), 7.1 rebounds, 4.4 assists, 1.62 steals, 1.33 blocks and 39.4 minutes...led the HEAT in points, scoring average, field goals made, field goal percentage, free throws made and attempted and tied for the team lead in field goal attempts and dunks...topped Miami in scoring a team-high nine times, in assists eight times, in blocks on seven occasions, in steals six times, in rebounds in five games and in minutes twice...scored in double figures in all 21 games, including 15 games with at least 20 points and five 30-point performances...

grabbed double-figure rebounds five times and posted five double-doubles...averaged 22.2 points (.438 FG%, .838 FT%), 8.4 rebounds, 5.2 assists, 2.00 blocks, 1.20 steals and 38.0 minutes in the Opening Round vs. Philadelphia...led Miami in field goals made and attempted, free throw percentage, offensive rebounds and blocks vs. the 76ers...averaged 30.2 points (.526 FG%, .776 FT%), 6.8 rebounds, 4.8 assists, 2.00 steals and 41.0 minutes in the Eastern Conference Semifinals vs. Boston...topped the HEAT in points, field goals made, field goal percentage, free throws made and attempted, assists and steals vs. the Celtics...averaged 18.8 points (.405 FG%, .829 FT%), 6.4 rebounds, 2.2 assists, 1.60 steals, 1.20 blocks and 39.6 minutes in the Eastern Conference Finals vs. Chicago...averaged a series-high 26.5 points (.546 FG%, .694 FT%), 7.0 rebounds, 5.2 assists, 1.50 steals, 1.50 blocks and 39.0 minutes in the NBA Finals vs. Dallas...topped Miami in points, field goals made and attempted, field goal percentage, free throws attempted and tied for the team high in offensive rebounds vs. the Mavs...**2010:** Started all five games in Miami's Opening Round series vs. Boston and averaged 33.2 points (.564 FG%, .675 FT%), 6.8 assists, 5.6 rebounds, 1.60 steals, 1.60 blocks and 42.0 minutes...led the HEAT in minutes, field goals made and attempted, field goal percentage, three-point field goals made and attempted, free throws made and attempted, assists and points and tied for the lead in steals...topped the HEAT in scoring, assists and minutes in all five games and also led Miami in blocks on three occasions and in steals twice...topped the 20-point plateau in all five games, including three with 30-or-more points and one 40-point effort...scored at least 26 points in each game of the series and his 33.2 ppg scoring average is the highest in franchise history in a five-game series and the second highest in any series...set HEAT postseason records in points scored (46), points in a second half (30) and field goals made (16) in the Game 4 win on Apr. 25...**2009:** Started all seven games for the HEAT in their Opening Round series vs. Atlanta and averaged 29.1 points (.439 FG%, .862 FT%), 5.3 assists, 5.0 rebounds, 1.57 blocks and 40.7 minutes...set HEAT postseason records for scoring average, points scored, field goals made and attempted and free throws made in a seven-game series...led the HEAT in points, minutes, field goals made and attempted, three-point field goals made and attempted, free throws made and attempted, assists and blocks...topped the HEAT in scoring in all seven games and also led Miami in minutes and assists five times each, in blocks on three occasions and in steals once...scored in double figures in all seven games, including six games with at least 20 points, three games with 30-or-more points and one 40-point performance...recorded a postseason career high in three-point field goals made (6) in the Game 2 win at Atlanta on Apr. 22, joining teammate Daequan Cook as the only pair of teammates to each hit at least six treys in the same NBA playoff game...**2007:** Started all four games for the HEAT vs. Chicago and averaged 23.5 points (.429 FG%, .688 FT%), 6.3 assists, 4.8 rebounds, 1.25 steals and 40.5 minutes...led the HEAT in points, field goals made and attempted, free throws made and attempted, assists and minutes...had at least 20 points in each of the four contests...in addition to leading the HEAT in scoring all four contests, he also topped the club in minutes and assists in all four games and in steals and blocks once each...handed out double-figure assists once and recorded one double-double...**2006:** Started all 23 games for the NBA Champion HEAT and averaged 28.4 points (.497 FG%, .808 FT%), 5.9 rebounds, 5.7 assists, 2.22 steals, 1.13 blocks and 41.7 minutes...was named the NBA Finals MVP, becoming the fifth youngest player in

NBA history to receive the honor...led Miami in minutes, points, field goals made and attempted, free throws made and attempted, assists and steals...ranked among the NBA postseason leaders in steals (2nd), scoring average (4th), assists per game (9th), minutes per game (11th), blocks per game (17th), steals-to-turnover ratio (17th), field goal percentage (tied-17th), free throw percentage (tied-34th) and rebounds (36th)...led the HEAT in scoring average in all four series...topped the HEAT in scoring and assists a team-high 18 times each, in minutes on 16 occasions, in steals 15 times, in blocks in 10 contests and in rebounds twice...scored in double figures in all 23 games...scored at least 20 points in 22 of the 23 contests, including 11 games with at least 30 points and a pair of 40-point performances...handed out double-figure assists four times and grabbed double-figure rebounds twice...recorded six double-doubles...averaged 24.7 points (.440 FG%, .896 FT%), 7.2 assists, 4.5 rebounds, 2.00 steals and 41.0 minutes in Miami's Opening Round series vs. Chicago...his 89.6 percent accuracy from the free throw line in the Opening Round series vs. the Bulls is his highest in a postseason series...averaged 27.6 points (.489 FG%, .792 FT%), 6.5 assists, 6.0 rebounds, 2.40 steals and 42.0 minutes in the Eastern Conference Semifinals vs. New Jersey...averaged 26.7 points (.617 FG%, .808 FT%), 5.5 assists, 5.2 rebounds, 1.83 steals and 40.5 minutes in the Eastern Conference Finals vs. Detroit...his 61.7 percent field goal accuracy in the Conference Finals vs. Detroit marks his highest field goal percentage in a postseason series...became Miami's all-time postseason scoring leader in Game 2 at Detroit on May 25...averaged 34.7 points (.468 FG%, .773 FT%), 7.8 rebounds, 3.8 assists, 2.67 steals and 43.5 minutes in the six-game NBA Finals series vs. Dallas...led the HEAT in scoring in all six Finals games, scoring at least 35 points in each of the last four games (all HEAT wins)...his 34.7 scoring average vs. the Mavericks marks the highest single-series scoring average in HEAT postseason history...scored 43 points and recorded postseason career highs and franchise postseason records in free throws made (21) and attempted (25) in Game 5 vs. Dallas on June 18 and matched his postseason high in field goal attempts with 28...his 21 free throws made in Game 5 set an NBA Finals record...scored the final 11 points in regulation in Game 5 and his eight-foot bank shot with 2.8 seconds remaining forced overtime and then he won the game by hitting a pair of free throws with 1.9 seconds left in overtime to give the HEAT a one-point win...had 36 points, 10 rebounds, five assists, four steals and three blocks in the decisive Game 6 victory on June 20, the double-double was his second of the Finals...recorded postseason career highs in both defensive rebounds (11) and total rebounds (13) in Game 3 on June 13 and also stole a Dirk Nowitzki inbound pass with three-tenths of a second remaining to secure the HEAT's two-point victory, Miami's first-ever NBA Finals win...his 16 steals in the Finals vs. the Mavs tied the NBA Finals record for steals in a six-game series held by Julius Erving (1977), Magic Johnson (1980) and Larry Bird (1986)...**2005:** Started each of the 14 games in which he played and averaged 27.4 points (.484 FG%, .799 FT%), 6.6 assists, 5.7 rebounds, 1.57 steals, 1.14 blocks and 40.8 minutes...missed one game (June 4 vs. Detroit) due to injury with a strained right rib muscle which occurred in the third quarter of Game 5 (June 2)...led the HEAT in scoring average, points, field goals made and attempted, free throws made and attempted, assists and steals...scored in double figures in all 14 games, including 11 games with at least 20 points, seven 30-point games and a pair of 40-point games...ranked among the NBA postseason leaders in scoring average (4th), assist average (5th), minutes per game (10th), steals per game (13th), field goal percentage (22nd), blocks per game (23rd) and free throw percentage (27th)...topped the

HEAT in scoring and minutes nine times each, in assists on 10 occasions, in blocks and steals six times apiece and in rebounds once...in the Opening Round sweep of New Jersey he averaged 26.3 points (.500 FG%, .833 FT%), 8.8 assists, 6.3 rebounds, 1.75 steals, 1.00 blocks and 42.5 minutes...in the Eastern Conference Semifinal sweep of Washington he averaged 31.0 points (.537 FG%, .750 FT%), 8.0 assists, 7.0 rebounds, 1.50 blocks, 1.25 steals and 41.3 minutes...set a franchise postseason record for points in a quarter (22 in the 3rd) in Game 3 at Washington on May 14...handed out a HEAT postseason record 15 assists in Game 2 vs. Washington on May 10...in his six games vs. Detroit in the Eastern Conference Finals he averaged 25.8 points (.440 FG%, .818 FT%), 4.5 rebounds, 4.3 assists, 1.67 steals, 1.00 blocks and 39.3 minutes...scored a game-high 40 points and established Miami postseason records for field goals attempted (28) and points in a fourth quarter (20) in Game 2 vs. Detroit on May 25...**2004:** Started all 13 games for Miami and averaged 18.0 points (.455 FG%, .787 FT%), 5.6 assists, 4.0 rebounds, 1.31 blocks and 39.2 minutes...topped the HEAT in points, scoring average, field goal percentage, field goals made and attempted, free throws made and attempted and assists...led the HEAT in scoring seven times, including five of the six Eastern Conference Semifinal games vs. Indiana, in assists 12 times, in minutes and steals three times each and blocks once...scored in double figures 12 times, including seven 20-point games...handed out double-figure assists twice and recorded a pair of double-doubles...became the only rookie in HEAT history to lead the team in scoring average in the postseason...became just the fourth rookie since the shot clock era began in 1954-55 to lead his team in scoring average and assist average in the playoffs joining Stephon Marbury (1997), Michael Jordan (1985) and Billy Ray Bates (1980)...averaged 15.4 points (.424 FG%, .778 FT%), a team-high 5.6 assists, 4.0 rebounds, 1.29 steals and 38.1 minutes in the Opening Round series vs. New Orleans and a team-high 21.0 points (team-high .489 FG%, .792 FT%), a team-high 5.7 assists, 4.0 rebounds, 1.33 steals and a team-high 40.5 minutes in the Eastern Conference Semifinals vs. Indiana...his team-high 27-point effort at New Orleans on May 2 in Game 6 of the Opening Round series set a HEAT rookie single-game scoring record and was the top single-game scoring performance by a HEAT player in the 2004 playoffs...hit a game-winning 10-foot running jumper with 1.3 seconds left in Game 1 vs. New Orleans snapping a 79-79 tie and nailed a three-pointer in Game 5 of the same series that snapped a 80-80 tie with 54.4 seconds left and put Miami ahead to stay...scored 21 points in his postseason debut vs. New Orleans on Apr. 18, marking the highest scoring debut by a HEAT rookie in the playoffs.

OLYMPICS:

2008: Was a member of the USA Basketball Senior National Team that captured the gold medal at the 2008 Summer Olympic Games in Beijing, China...came off the bench in all eight games and averaged 16.0 points (.671 FG%, .634 FT%), 4.0 rebounds, 2.25 steals, 1.9 assists and 18.8 minutes...despite ranking sixth on the team in minutes he led the USA in points, scoring average and free throws made and attempted...ranked second on the team in three-point field goal percentage, tied for second in offensive rebounds and blocks and third in field goal percentage and field goals made and attempted...led the team in scoring three times, including a game-high 27 points in the gold-medal winning game vs. Spain...**2004:** Was a member of the bronze-medal winning USA Basketball Senior National Team that competed in Athens, Greece...appeared in all eight games and averaged 7.3 points (.382 FG%, .696 FT%), 2.4 assists, a team-high 2.13 steals, 1.9 rebounds and 17.5 minutes...led the squad in steals and ranked third in assists...had nine points and a

3

DWYANE WADE

game-high six assists in the USA's bronze-medal winning victory over Lithuania on Aug. 28.

HONORS:

2014-15: Was selected as an Eastern Conference reserve for the NBA All-Star Game in New York but did not play due to injury...was selected the NBA Eastern Conference Player of the Week for the week ending Mar. 22...**2013-14:** Started the All-Star Game in New Orleans for the Eastern Conference...was named the NBA Eastern Conference Player of the Week for the week ending Dec. 22...**2012-13:** Earned Third Team All-NBA honors...started the All-Star Game in Houston for the Eastern Conference All-Stars...was selected the NBA Eastern Conference Player of the Week for the week ending Mar. 10...received the NBA's season long Community Assist Award...**2011-12:** Earned All-NBA Third Team honors...started the All-Star Game in Orlando for the Eastern Conference...**2010-11:** Earned All-NBA Second Team honors...was a three-time NBA Eastern Conference Player of the Week (weeks ending Dec. 12, Jan. 2, Mar. 13) and shared Eastern Conference Player of the Month honors in January with teammate LeBron James...started the All-Star Game in Los Angeles for the Eastern Conference...received the NBA Cares Community Assist Award for the 2009-10 offseason in October 2010...**2009-10:** Earned All-NBA First Team honors and captured NBA All-Defensive Second Team honors...started the NBA All-Star Game in Dallas for the Eastern Conference and was named the game's MVP...was named the NBA Eastern



DWYANE WADE

3

Conference Player of the Month for March...was a two-time NBA Eastern Conference Player of the Week (weeks ending Mar. 7, Mar. 28)...**2008-09:** Earned All-NBA First Team honors and received NBA All-Defensive Second Team honors...was a two-time NBA Eastern Conference Player of the Month (December and February) and a three-time NBA Eastern Conference Player of the Week (weeks ending Nov. 23, Dec. 7, Mar. 8)...was a starter for the Eastern Conference for the NBA All-Star Game in Phoenix...led the NBA in scoring...**2007-08:** Was named to the 2008 USA Basketball Senior National Team that won the gold medal in the 2008 Olympic Games in Beijing, China...was a starter for the Eastern Conference for the NBA All-Star Game in New Orleans...participated in the Skills Challenge at All-Star Weekend...received the NBA's Community Assist Award for August of 2007...**2006-07:** Earned All-NBA Third Team honors...was a starter for the Eastern Conference for the NBA All-Star Game in Las Vegas...won the Skills Challenge at All-Star Weekend for the second consecutive year...was a three-time NBA Eastern Conference Player of the Week (weeks ending Jan. 14, Feb. 4, Feb. 11)...was named the 2006 *Sports Illustrated* Sportsman of the Year, marking just the fifth time an NBA player was selected to receive the award joining Bill Russell (1968), Kareem Abdul-Jabbar (1985), Michael Jordan (1991) and Tim Duncan & David Robinson (2003)...**2005-06:** Was named MVP of the 2006 NBA Finals...received All-NBA Second Team honors...was a starter for the Eastern Conference for the NBA All-Star Game in Houston...won the Skills Challenge at All-Star Weekend...was the NBA Eastern Conference Player of the Month for February...was named NBA Eastern Conference Player of the Week twice (weeks ending Dec. 4, Jan. 1)...**2004-05:** Was named All-NBA Second Team and NBA All-Defensive Second Team...was selected as an Eastern Conference reserve for the NBA All-Star Game in Denver...started for the Sophomores in the Rookie Challenge at All-Star Weekend...was named the NBA Eastern Conference Player of the Month for December...was selected the NBA Eastern Conference Player of the Week for the week ending Nov. 8...**2003-04:** Was named to the 2004 USA Basketball Senior National Team that won the bronze medal in the 2004 Olympic Games in Athens, Greece...was a recipient of the NBA's Community Assist Award for August of 2004 with his USA Basketball Olympic teammates...was a unanimous NBA All-Rookie First Team selection, Miami's first unanimous selection...was the NBA Eastern Conference Player of the Week on Feb. 23, becoming the first HEAT rookie to earn league Player of the Week honors...started for the first-year players in the Rookie Challenge at All-Star Weekend.

COLLEGE:

Played two seasons at Marquette before becoming an early entry candidate after his junior year...started all 65 games in which he appeared and averaged 19.7 points (.494 FG%, .745 FT%), 6.5 rebounds, 3.9 assists and 2.31 steals...had his number (3) retired by Marquette on Feb. 3, 2007 and was enshrined into the Marquette M Club Hall of Fame in August 2009 as an individual and also as part of the 2002-03 men's basketball team which was also enshrined...became the first Marquette player since 1978 to be named a First Team All-American by the Associated Press...earned a spot on the Wooden Award All-America team and was one of five finalists for the Wooden Award after helping lead the Golden Eagles to the 2003 Final Four...was named the Conference USA Player of the Year, Defensive Player of the Year and First Team All Conference USA during the 2002-03 season...as a junior in 2002-03, he led Conference USA (22nd nationally) in scoring and set a Marquette single-season scoring record (710 points)...was named the Most Outstanding Player of the 2003 Midwest Regional Final...in the 83-69 victory vs. Kentucky, which vaulted Marquette

into the Final Four and ended UK's 26-game winning streak, he amassed just the ninth triple-double in NCAA Tournament history with 29 points, 11 rebounds and 11 assists...as a sophomore during the 2001-02 campaign, he earned Honorable Mention All-America honors from the Associated Press and First Team All Conference USA honors...led the Golden Eagles in scoring (8th in C-USA), rebounding and steals (1st in C-USA)...sat out the 2000-01 season as an NCAA partial qualifier.

PERSONAL:

Full name is Dwyane Tyrone Wade, Jr...nickname is "D. Wade"...married actress Gabrielle Union on August 30, 2014...has a pair of sons, Zaire and Zion, and a nephew, Dahveon, whom he is raising...has an official website (www.dwyanewade.com)...was a broadcasting major at Marquette...served as an ABC guest analyst during the 2015 NBA Finals...completed an executive course in sports and entertainment management at Harvard University in the summer of 2015...was inducted into the Greater Miami Chamber of Commerce Sports Hall of Champions in September 2015...says his dream is to "leave the world a better place than I found it"...to that mission the Wade's World Foundation has a goal of providing support to various education, health and family service programs, in particular those that benefit underserved communities...received a Humanitarian Award at the 2013 BET Awards for his commitment to excellence and dedication to community and worldly charitable causes...shared *USA Weekend* magazine's 15th Annual Most Caring Athlete Award in October 2007 with Steve Nash...teamed up with Alonzo Mourning to co-host The Summer Groove for three years (2008-10) and to form the Athletes Relief Fund for Haiti in January 2010 to assist the victims of the earthquakes in Haiti...in August 2007 he hosted "A Week of Wade's World in South Florida", a week-long series of events that touched hundreds of South Florida kids...the week-long event included a basketball camp, fulfilling the dreams of Make-A-Wish children, a reading event and a school supplies shopping spree for local children...has partnered with the Make-A-Wish Foundation on several occasions...hosts his annual "3 Under the Tree" holiday events to benefit the South Florida community...hosts a three-day free camp for over 600 kids in his hometown of Robbins, IL...also hosts an annual youth camp (The D. Wade All-Star Basketball Camp) each summer in South Florida and the past five years has hosted The Dwyane Wade Fantasy Camp for adults who are at least 35 years old...his memoirs "*A Father First: How My Life Became Bigger Than Basketball*" earned a spot on the *New York Times* Bestseller List...received the Father of the Year Award in June 2007 from the Father's Day Committee and the National Fatherhood Award in February 2012 from the National Fatherhood Initiative...in 2011 was appointed to President Obama's fatherhood task force...was challenged by First Lady Michelle Obama for the fifth anniversary of her Let's Move campaign...in 2007-08 served as the national spokesperson for the Cartoon Network's *Rescuing Recess* program to protect and revitalize recess in schools across the country...was named to *People* magazine's 50 Most Beautiful People list (2005)...was featured in *Esquire's* September 2015 style issue...was named to *The Sporting News* NBA Good Guys list in July 2004...has been named to the Best Dressed lists by *Esquire*, *Forbes*, *Sports Illustrated* and *GO* at various times during his career...was featured in *Vogue's* June 2012 Olympics issue...was named by the *Wall Street Journal* as the NBA's Fashion Ambassador in September 2012...was featured in *The New York Times* Style section in September 2014 which emphasized his role in planning his wedding and designing a special collection with The Tie Bar...attended the Metropolitan Museum of Art's Costume Institute Gala and CFDA Awards in 2015...was selected as an ambassador in 2015 for Men's Fashion Week in New York City...hosts his annual A Night on the RunWade fashion

fundraiser in Miami to benefit his foundation...received the ESPY Awards for Best Breakthrough Athlete (2005) and Best NBA Player (2006)...has endorsement deals with Li-Ning, Gatorade, Pepperidge Farm, Hublot, Naked. The Collection, Mission Care Athleticcare, Stance, Pahlmeyer Wine, The Tie Bar and The Sandals Foundation...in September 2014 he launched his stylish Classic Fusion Dwyane Wade timepiece, his second edition with Hublot after debuting the sporty King Power "D-Wade" in 2011...partnered with Staples in the

3

DWYANE WADE

summers of 2007 and 2008 to launch the Staples Dream Park Challenge with D. Wade, a park improvement initiative in South Florida...also enjoys football and lists the Chicago Bears and the University of Miami as his favorite teams...enjoys buying and collecting shoes...wears size 15 sneakers.

REGULAR SEASON CAREER HIGHS:

MINS:..... 52:28, vs. Utah (3-14-09)
FGM:..... 19, three times (last: vs. Sacramento, 2-26-13)
FGA:..... 39, vs. Utah (3-14-09)
3-PT FGM:..... 6, vs. New York (4-12-09)
3-PT FGA:..... 12, vs. New York (4-12-09)
FTM:..... 23, vs. Cleveland (2-1-07)
FTA:..... 24, two times (last: at Sacramento, 1-9-09)
OR:..... 7, vs. Chicago (2-23-14)
DR:..... 13, at New York (1-27-11)
TOT:..... 16, at New York (1-27-11)
AST:..... 16, two times (last: vs. Phoenix, 3-4-09)
STL:..... 8, vs. Dallas (11-15-13)
TO:..... 12, vs. Cleveland (2-1-07)
BLK:..... 5, five times (last: vs. Philadelphia, 3-25-11)
PTS:..... 55, vs. New York (4-12-09)

POSTSEASON CAREER HIGHS:

MINS:..... 50:48, at Boston (6-3-12)
FGM:..... 17, at Indiana (5-24-12)
FGA:..... 28, two times (last: vs. Dallas, 6-18-06)
3-PT FGM:..... 6, at Atlanta (4-22-09)
3-PT FGA:..... 11, vs. Boston (4-23-10)
FTM:..... 21, vs. Dallas (6-18-06)
FTA:..... 25, vs. Dallas (6-18-06)
OR:..... 6, three times (last: vs. Indiana, 6-3-13)
DR:..... 11, vs. Dallas (6-13-06)
TOT:..... 13, vs. Dallas (6-13-06)
AST:..... 15, vs. Washington (5-10-05)
STL:..... 6, at San Antonio (6-13-13)
TO:..... 9, three times (last: at Chicago, 5-26-11)
BLK:..... 5, at Philadelphia (4-24-11)
PTS:..... 46, vs. Boston (4-25-10)

NBA REGULAR SEASON

Year Team	G-GS	MIN	FGM-FGA	PCT	3FG-3FGA	PCT	FT-FTA	PCT	OFF-DEF-TOT	AST	PF-DQ	STL	TO	BS	PTS	AVG
03-04 Miami	61-56	2126	371-798	.465	16-53	.302	233-312	.747	85-162-247	275	140-0	86	196	34	991	16.2
04-05 Miami	77-77	2974	630-1318	.478	13-45	.289	581-762	.762	110-287-397	520	230-4	121	321	82	1854	24.1
05-06 Miami	75-75	2892	699-1413	.495	13-76	.171	629-803	.783	107-323-430	503	217-0	146	268	58	2040	27.2
06-07 Miami	51-50	1931	472-962	.491	21-79	.266	432-535	.807	51-188-239	384	117-0	107	216	62	1397	27.4
07-08 Miami	51-49	1954	439-937	.469	22-77	.286	354-467	.758	45-169-214	354	137-0	87	224	37	1254	24.6
08-09 Miami	79-79	3048	854-1739	.491	88-278	.317	590-771	.765	89-309-398	589	178-1	173	272	106	2386	30.2
09-10 Miami	77-77	2792	719-1511	.476	73-243	.300	534-702	.761	107-266-373	501	181-0	142	252	82	2045	26.6
10-11 Miami	76-76	2823	692-1384	.500	63-206	.306	494-652	.758	123-362-485	346	197-0	111	237	87	1941	25.5
11-12 Miami	49-49	1625	416-837	.497	15-56	.268	235-297	.791	73-164-237	225	110-1	82	129	63	1082	22.1
12-13 Miami	69-69	2391	569-1093	.521	17-66	.258	308-425	.725	86-258-344	352	140-1	128	194	56	1463	21.2
13-14 Miami	54-53	1775	415-761	.545	9-32	.281	189-258	.733	60-181-241	252	106-0	79	161	29	1028	19.0
14-15 Miami	62-62	1971	509-1084	.470	29-102	.284	284-370	.768	58-161-219	299	105-0	73	209	21	1331	21.5
TOTALS	781-772	28302	6785-13837	.490	379-1313	.289	4863-6354	.765	994-2830-3824	4600	1858-7	1335	2679	717	18812	24.1

NBA PLAYOFFS

Year Team	G-GS	MIN	FGM-FGA	PCT	3FG-3FGA	PCT	FT-FTA	PCT	OFF-DEF-TOT	AST	PF-DQ	STL	TO	BS	PTS	AVG
03-04 Miami	13-13	510	86-189	.455	3-8	.375	59-75	.787	16-36-52	73	45-0	17	54	4	234	18.0
04-05 Miami	14-14	571	136-281	.484	1-10	.100	111-139	.799	23-57-80	93	43-0	22	62	16	384	27.4
05-06 Miami	23-23	959	219-441	.497	14-37	.378	202-250	.808	28-107-135	132	71-1	51	90	26	654	28.4
06-07 Miami	4-4	162	36-84	.429	0-5	.000	22-32	.688	7-12-19	25	13-0	5	23	2	94	23.5
08-09 Miami	7-7	285	68-155	.439	18-50	.360	50-58	.862	4-31-35	37	20-0	6	25	11	204	29.1
09-10 Miami	5-5	210	62-110	.564	15-37	.405	27-40	.675	6-22-28	34	16-0	8	26	8	166	33.2
10-11 Miami	21-21	828	181-373	.485	14-52	.269	139-179	.777	43-107-150	92	53-0	34	64	28	515	24.5
11-12 Miami	23-23	907	197-426	.462	10-34	.294	121-166	.729	32-88-120	100	65-0	39	68	30	525	22.8
12-13 Miami	22-22	782	144-315	.457	1-4	.250	60-80	.750	38-64-102	105	45-1	38	58	23	349	15.9
13-14 Miami	20-20	693	139-278	.500	9-24	.375	69-90	.767	16-61-77	77	55-0	30	54	5	356	17.8
TOTALS	152-152	5907	1268-2652	.478	85-261	.326	860-1109	.775	213-585-798	768	426-2	250	524	153	3481	22.9

NBA ALL-STAR GAME

Year Team	G-GS	MIN	FGM-FGA	PCT	3FG-3FGA	PCT	FT-FTA	PCT	OFF-DEF-TOT	AST	PF-DQ	STL	TO	BS	PTS	AVG
04-05 Miami	1-0	23	6-13	.462	0-1	.000	2-2	1.000	2-1-3	1	2-0	2	1	1	14	14.0
05-06 Miami	1-1	31	9-11	.818	0-0	.000	2-2	1.000	3-1-4	3	1-0	2	3	1	20	20.0
06-07 Miami	1-1	24	5-12	.417	0-0	.000	0-0	.000	0-0-0	3	2-0	6	5	0	10	10.0
07-08 Miami	1-1	22	7-12	.583	0-1	.000	0-2	.000	1-3-4	3	1-0	0	2	1	14	14.0
08-09 Miami	1-1	27	6-13	.462	2-6	.333	4-7	.571	2-0-2	5	2-0	3	0	0	18	18.0
09-10 Miami	1-1	31	12-16	.750	0-1	.000	4-6	.667	3-3-6	11	4-0	5	3	0	28	28.0
10-11 Miami	1-1	20	6-9	.667	0-1	.000	2-2	1.000	1-3-4	2	2-0	1	4	0	14	14.0
11-12 Miami	1-1	33	11-15	.733	0-1	.000	2-2	1.000	3-7-10	10	4-0	2	4	0	24	24.0
12-13 Miami	1-1	29	10-13	.769	1-2	.500	0-0	.000	1-2-3	7	2-0	2	4	2	21	21.0
13-14 Miami	1-1	12	5-6	.833	0-0	.000	0-0	.000	1-0-1	3	0-0	2	1	0	10	10.0
TOTALS	10-9	251	77-120	.642	3-13	.231	16-23	.696	17-20-37	48	20-0	25	27	5	173	17.3

21 HASSAN WHITESIDE

CENTER



21
CENTER

HEIGHT:
7'0"

WEIGHT:
265

YEARS PRO:
3

BIRTHDATE:
6/13/89
(Gastonia, N.C.)

HIGH SCHOOL:
The Patterson
School (Lenoir, NC)

COLLEGE:
Marshall

CAREER TRANSACTIONS:

Selected in the second round (33rd overall) of the 2010 NBA Draft by the Sacramento Kings...signed by the Kings on July 8, 2010...waived by Sacramento on July 16, 2012...signed by the Sioux Falls Skyforce of the NBA D-League on Dec. 5, 2012...traded by the Skyforce to the Rio Grande Valley Vipers in exchange for Damian Saunders on Jan. 3, 2013...signed with Amctih Club of the Division A Lebanese Basketball League in May 2013...signed with Jin Qiang Sichuan of the Chinese National Basketball League on May 26, 2013...signed with Al Moutahed Tripoli of the Division A Lebanese Basketball League on Nov. 13, 2013...signed with Jiangsu Tongxi of the Chinese Basketball League in May 2014...signed by the Memphis Grizzlies on Sept. 25, 2014...waived by Memphis on Oct. 22, 2014...re-signed by the Grizzlies on Nov. 19, 2014...waived by the Grizzlies on Nov. 20, 2014...joined the Iowa Energy on Nov. 21, 2014...signed by the Miami HEAT as a free agent on Nov. 24, 2014.

PROFESSIONAL CAREER:

Has appeared in 67 NBA regular season games (32 starts) during his three-year career and has averaged 8.9 points, 7.8 rebounds, 2.06 blocks and 18.7 minutes while shooting 61.6 percent from the floor and 49.4 percent from the foul line...has officially missed 41 games due to injury, 37 as a DNP-CD, 35 as a healthy scratch on the inactive list, 36 games while on assignment to the NBA D-League and one game due to an NBA-imposed suspension...owns the HEAT single-season record for field goal percentage (.628 in 2014-15)...also owns franchise records for blocks in a game, blocks in a second half and total rebounds in a quarter and shares the record for total rebounds in a first half and defensive rebounds in a quarter...has scored in double figures on 34 occasions, including four 20-point efforts...his career high for consecutive games scoring in double figures is 10 (Feb. 11-Mar. 6, 2015)...has grabbed double-figure rebounds 24 times, including four games with at least 20 rebounds...his career high for consecutive games grabbing double-figure rebounds is four (Mar. 13-20, 2015)...has blocked double-figure shots once...has posted 22 double-doubles and one triple-double...his career high for consecutive games with a blocked shot is 11 (Dec. 29, 2014-Jan. 25, 2015) and his career high for consecutive games with multiple blocks is nine (Dec. 29, 2014-Jan. 16, 2015)...his career high for consecutive field goals made is 12 (Feb. 3-4, 2015) and his high for consecutive games shooting at least 50 percent from the floor is seven and has occurred three times (last: Mar. 31-Apr. 13, 2015)...has yet to appear in an NBA postseason game...has appeared in 65 NBA Development League games (15 starts) and averaged 7.2 points (.590 FG%, .549 FT%), 5.5 rebounds, 2.34 blocks and 13.7 minutes...has appeared in 20 Division A Lebanese Basketball League games and averaged 19.9 points (.553 FG%), 14.4 rebounds, 4.00 blocks, 1.5 assists and 34.5 minutes...has appeared in 44 Chinese National Basketball League games and averaged 27.2 points (.583 FG%), 16.5 rebounds, 4.80 blocks, 1.21 steals, 1.1 assists and 40.9 minutes.

2014-15 SEASON:

Split the season between the HEAT and Memphis Grizzlies of the NBA and the Sioux Falls Skyforce and Iowa Energy of the NBA Development League...officially missed four games due to injury...sat out Dec. 21 with a left toe injury and Jan. 21 with a sprained right ankle...missed a pair of games (Mar. 27-29) while on the inactive list with a right hand laceration...was officially listed as a DNP-CD on 15 occasions, including a total of five games where he dressed but was injured (three with a sprained right ankle and two with a right hand laceration)...missed one game

HASSAN WHITESIDE

(Mar. 11 vs. Brooklyn) due to an NBA-imposed suspension...missed one game (Dec. 14) while on assignment to Sioux Falls...finished in fourth place in the voting for the NBA's Most Improved Player Award...appeared in 48 games (32 starts) for the HEAT and averaged 11.8 points (.628 FG%, .500 FT%), 10.0 rebounds, 2.56 blocks and 23.8 minutes...set the HEAT single-season franchise record for field goal percentage...led the HEAT in offensive, defensive and total rebounds, rebounds per game, field goal percentage, blocks, blocks per game, dunks (86) and double-doubles...topped the HEAT in scoring seven times, in rebounds and blocks 36 times each (both team highs), in steals on four occasions and in minutes once...was Miami's leading scorer off the bench on seven occasions and also led the HEAT reserves in blocks 11 times, in rebounds 10 times and in steals three times...scored in double figures on 34 occasions, including four 20-point performances...grabbed double-figure rebounds 24 times, including four games with at least 20 rebounds (the fourth highest single-season mark in franchise history and the most in a single-season since Rony Seikaly set the franchise record with seven in 1992-93)...tallied three of the top six single-game rebound totals in HEAT history...tallied 22 double-doubles and one triple-double...recorded his lone career triple-double and the first in HEAT history by a non-starter finishing with 14 points, 13 rebounds and a franchise-record 12 blocks in 24:37 of action at Chicago on Jan. 25, becoming the first player in NBA history to record a triple-double with blocks in less than 25 minutes of action since blocks became an official NBA statistic in 1973...in addition to setting the single-game record for blocks at Chicago he also set the franchise record for blocks in a second half with seven...his 12 blocks at Chicago marked the single-game high by an individual in the NBA in 2014-15...had 16 points and a game-high 24 rebounds vs. Dallas on Jan. 30 and in the process set the franchise record for total rebounds in a quarter (14 in the first quarter) and tied the franchise record for defensive rebounds in a quarter (8 in the first quarter)...recorded the first 20-point-20-rebound game of his career with team highs in points (24) and rebounds (game-high 20) at Minnesota on Feb. 4...grabbed a career-high 25 rebounds against the L.A. Lakers on Mar. 4 and matched the franchise record for total rebounds in a first half (17)...made a career-high 12 consecutive field goal attempts from Feb. 3-4, the high on the HEAT in 2014-15...did not appear in a game with the Grizzlies before being released, was a DNP-CD (Nov. 19 at Toronto) in his lone game with Memphis...started all four D-League games in which he appeared with Sioux Falls and Iowa and averaged 21.8 points (.870 FG%, .636 FT%), 14.8 rebounds, 5.00 blocks and 28.0 minutes...in three games with Iowa he

HASSAN WHITESIDE 21

averaged 22.0 points (.857 FG%, .667 FT%), 15.7 rebounds, 5.33 blocks and 28.7 minutes...in his lone game with Sioux Falls he tallied 21 points (10-11 FGs), 12 rebounds and four blocks in 26:02 minutes...**NBA Season Highs:** 24 points (twice), 25 rebounds (vs. L.A. Lakers, Mar. 4), 12 blocks (at Chicago, Jan. 25), three steals (at Minnesota, Feb. 4), one assist (six times) and 37:33 minutes (vs. Chicago, Apr. 9).

2013-14 SEASON:

Split the season between Jiangsu Tongxi of the Chinese Basketball League and Al Moutahed Tripoli of the Division A Lebanese Basketball League...appeared in 17 games for Jiangsu Tongxi and averaged 29.6 points (.621 FG%), 16.4 rebounds, 4.29 blocks, 1.3 assists and 38.4 minutes...was named Asia-Basket.com All-Chinese NBL Center of the Year, First Team and All-Imports Team...appeared in 16 games for Al Moutahed Tripoli and averaged 20.6 points (.543 FG%), 14.8 rebounds, 4.10 blocks, 1.5 assists and 34.8 minutes...was named Asia-Basket.com All-Lebanese League Center of the Year, First Team and All-Imports Team.

2012-13 SEASON:

Split the season between the Sioux Falls Skyforce and the Rio Grande Valley Vipers of the NBA Development League, Jin Qiang Sichuan of the Chinese National Basketball League and Amchit Club on the Division A Lebanese Basketball League...appeared in 36 NBA D-League games (three starts) and averaged 6.6 points (.568 FG%, .658 FT%), 5.3 rebounds, 1.92 blocks and 11.8 minutes...came off the bench in all 29 games in which he appeared for Rio Grande Valley and averaged 5.7 points (.533 FG%, .667 FT%), 4.7 rebounds, 2.03 blocks and 10.1 minutes...appeared in seven games (three starts) for Sioux Falls and averaged 10.3 points (.667 FG%, .640 FT%), 7.7 rebounds, 1.43 blocks and 15.9 minutes...appeared in 27 games for Jin Qiang Sichuan and averaged 25.7 points (.559 FG%), 16.6 rebounds, 5.11 blocks, 1.41 steals and 42.4 minutes...was named Asia-Basket.com All-Chinese NBL Center of the Year, Defensive Player of the Year, First Team, All-Imports Team and Chinese NBL Finals MVP as the team captured the Chinese NBL Championship...appeared in three games for Amchit Club and averaged 17.3 points (.564 FG%), 12.7 rebounds, 3.33 blocks, 1.7 assists and 31.0 minutes.

2011-12 SEASON:

Split the season between the Sacramento Kings and the Reno Big Horns of the NBA Development League...was officially listed as a DNP-CD on 21 occasions, including the final seven games (Apr. 13-26) of the season when he dressed but sat out due to a sprained right ankle...missed a total of 17 games while on assignment to Reno from Jan. 2-Feb. 2...was a healthy scratch on the inactive list on 10 occasions...came off the bench in all 18 games in which he appeared for Sacramento and averaged 1.6 points (.444 FG%, .417 FT%), 2.2 rebounds, 0.83 blocks and 6.1 minutes...topped the Kings in rebounds once...grabbed double-figure rebounds once...appeared in 11 games (five starts) for Reno and averaged 7.8 points (.521 FG%, .343 FT%), 6.5 rebounds, 3.00 blocks and 18.9 minutes...scored in double figures four times with the Big Horns...grabbed double-figure rebounds twice and recorded one double-double with Reno...**NBA Season Highs:** Five points (at Denver, Mar. 5), 10 rebounds (vs. Houston, Apr. 8), three

blocks (vs. Phoenix, Apr. 3), one steal (three times) and 19:44 minutes (vs. Houston, Apr. 8).

2010-11 SEASON:

Split the season between the Sacramento Kings and the Reno Big Horns of the NBA Development League...missed the final 37 games of the season after suffering a partial patellar tendon tear in his left knee at practice on Jan. 31...was a healthy scratch on the inactive list 25 times and a DNP-CD once (Nov. 6 vs. Memphis)...missed 18 games while on assignment to Reno...made his NBA debut with the Kings at Minnesota on Oct. 27, 2010 in his lone NBA game of the season and was scoreless in 1:45 of action...appeared in 14 games (three starts) for Reno and averaged 4.4 points (.509 FG%, .412 FT%), 2.7 rebounds, 2.14 blocks and 10.6 minutes.

COLLEGE:

Played one season at Marshall University before becoming an early entry candidate for the 2010 NBA Draft...appeared in 34 games (23 starts) and averaged 13.2 points (.524 FG%, .588 FT%), 8.9 rebounds, 5.35 blocks and 26.1 minutes...was named both the Conference USA Freshman and Defensive Player of the Year after setting school records for single-season and career blocks (182), leading the nation while finishing with the second-most blocks ever by a freshman and the fourth-highest single-season total in Division I history...his 182 blocks also set the Conference USA single-season record...earned AP Honorable Mention and *Sporting News* Second-Team All-America honors...was named to the Conference USA All-Freshman Team and All-Defensive Team and earned All C-USA Second Team honors...recorded the first triple-double in Conference USA and Marshall history when he tallied 17 points, 14 rebounds and 11 blocked shots against Brescia on Dec. 16, 2009...led the NCAA with three triple-doubles.

PERSONAL:

Full name is Hassan Niam Whiteside...his nickname is "Young Whiteside" because he's always looked so young...is the son of Hassan Arbubakr and Debbie Whiteside...has six brothers and three sisters...father played in the NFL for the Minnesota Vikings and Tampa Bay Buccaneers and in the CFL with the Winnipeg Blue Bombers and the Ottawa Rough Riders...led The Patterson School to a 34-2 record and a No. 1 national ranking as a high school senior in 2008-09...was hit by a car that was going 55 miles per hour as a 10-year old while he was walking to the store, suffering a broken leg and needed a defibrillator to be woken up after surgery...enjoys playing video games in his free time...wears size 16 sneakers.

REGULAR SEASON CAREER HIGHS:

MINS:	37:33, vs. Chicago (4-9-15)
FGM:	12, at Minnesota (2-4-15)
FGA:	17, at Boston (2-1-15)
3-PT FGM:	0
3-PT FGA:	0
FTM:	6, two times (last: vs. L.A. Lakers, 3-4-15)
FTA:	16, vs. Toronto (4-11-15)
OR:	10, vs. Dallas (1-30-15)
DR:	19, vs. L.A. Lakers (3-4-15)
TOT:	25, vs. L.A. Lakers (3-4-15)
AST:	1, six times (last: at Cleveland, 4-2-15)
STL:	3, at Minnesota (2-4-15)
TO:	4, two times (last: vs. L.A. Lakers, 3-4-15)
BLK:	12, at Chicago (1-25-15)
PTS:	24, two times (last: vs. Orlando, 4-13-15)

NBA REGULAR SEASON

Year Team	G-GS	MIN	FGM-FGA	PCT	3FG-3FGA	PCT	FT-FTA	PCT	OFF-DEF-TOT	AST	PF-DQ	STL	TO	BS	PTS	AVG
10-11 SAC	1-0	2	0-0	.000	0-0	.000	0-0	.000	0-0-0	0	2-0	0	0	0	0	0.0
11-12 SAC	18-0	109	12-27	.444	0-0	.000	5-12	.417	16-23-39	0	12-0	3	5	15	29	1.6
14-15 Miami	48-32	1142	243-387	.628	0-0	.000	78-156	.500	145-337-482	6	129-1	27	58	123	564	11.8
TOTALS	67-32	1253	255-414	.616	0-0	.000	83-168	.494	161-360-521	6	143-1	30	63	138	593	8.9

FORWARD



MIAMI
HEAT

JUSTISE WINSLOW 20





HEIGHT:
6'7"

WEIGHT:
225

YEARS PRO:
R

BIRTHDATE:
3/26/96
(Houston, TX)

HIGH SCHOOL:
Saint John's
(Houston, TX)

COLLEGE:
Duke

20
FORWARD

JUSTISE WINSLOW

CAREER TRANSACTIONS:

Was drafted in the first round (10th overall) by the Miami HEAT in the 2015 NBA Draft...signed by the HEAT on July 3, 2015.

COLLEGE CAREER:

Played one season at Duke University before declaring for the NBA Draft as an early entry candidate...appeared in 39 games (all starts) for the Blue Devils and averaged 12.6 points, 6.5 rebounds, 2.1 assists, 1.33 steals and 29.1 minutes while shooting 48.6 percent from the field, 41.8 percent from three-point range and 64.1 percent from the foul line...helped lead the Blue Devils to the 2015 NCAA Championship...during the NCAA Tournament, he outperformed each of his statistical categories from the regular season as he started all six games and averaged 14.3 points, 9.3 rebounds, 2.7 assists, 1.67 blocks and 1.50 steals while shooting 50.9 percent from the field, 57.1 percent from three-point range and 75.9 percent from the foul line...was named to the NCAA Final Four All-Tournament Team and the NCAA South Regional All-Tournament Team...was selected to the All-ACC Freshman Team and the USBWA All-District III Team...earned a spot on the All-ACC Academic Team...was a finalist for the Erving Award, given to the nation's top small forward...was named ACC Rookie of the Week on Feb. 9...was the third-highest scoring freshman in the ACC and capped the season with the second-most double-figure scoring efforts and the second-highest rebound average by a freshman in the conference...among Duke freshman in school history, finished fourth in double-doubles (7), tied for fifth in double-figure rebound games (8), tied for fifth in double-digit scoring games (30), tied for eighth in points (492), ninth in three-point field goals made (46) and tied for ninth in steals (52)...led the team in three-point field goal percentage...finished second on the team in

rebounds, steals, blocks and free throws made while placing third in points, assists and three-point field goals made...topped the Blue Devils in rebounds 14 times, in scoring on six occasions and in assists three times...became just the eighth Duke freshman to post three consecutive double-doubles (Jan. 31-Feb. 7).

PERSONAL:

Full name is Justise Jon Winslow...answers to the nicknames "JWins", "JDubb", "Jus-Blaze" and "Rubdi"...has his own website (iamjustisewinslow.com)...son of Robin Davis and Rickie Winslow...has three older brothers (Cedrick, Brandon and Josh) and an older sister (Bianca)...his father played college basketball collegiately at the University of Houston (1983-87) and was a member of the famed Phi Slama Jama team that included Hakeem Olajuwon and Clyde Drexler...his father was selected 28th overall by the Chicago Bulls in the 1987 NBA Draft and played seven games for the Milwaukee Bucks during the 1987-88 season before playing for several teams professionally overseas (1987-2000)...his brother, Josh, plays football at Dartmouth, and his sister, Bianca, plays basketball at the University of Houston...his cousin, Michelle Taylor, played basketball at Appalachian State University...credits his older brother, Josh, for making a difference in his life by taking him under his wing and making him stronger with tough love and showing him the ropes of life...his interests include video games, swimming, art museums, watching documentaries, learning to produce music and doing volunteer work...when his playing career is over he would like to start his own department in a boarding school for kids interested in performing arts...founded Robin's House Foundation with his family with the vision to nurture children, empower the youth and strengthen families...the foundation's mission is to encourage and guide children and young adults to discover their highest potential through education, recreation and community outreach...has volunteered at Texas Children's Hospital as part of a literacy out-reach program and as a youth basketball coach...was co-chair of the African-American Affinity Group as a high school senior...will have his high school number (42) retired on Feb. 1, 2016...finished his high school career with 3,208 points and 1,708 rebounds and averages of 23.9 points, 12.8 rebounds, 3.2 assists, 2.2 steals and 2.00 blocks in 125 games...was a 2014 McDonald's All-American and a two-time Gatorade Texas Boys Basketball Player of the Year...earned gold medals with USA Basketball at the 2014 FIBA Americas U18 Championship, the 2013 FIBA U19 Championship and the 2012 FIBA U17 World Championship...favorite athletes are Jackie Robinson and Cassius Clay...his favorite sports other than basketball are football where he is a fan of his hometown Houston Texans and soccer where he is a fan of Bayern Munich and AC Milan...says something most people don't know about him is that he's a master at FIFA on PlayStation4 and was the originator of the Duke Starting 5 haircut in 2015...his game day routine includes eating a peanut butter and jelly sandwich layered with jalapeños...wears size 14 sneakers.

COLLEGE STATISTICS

Year Team	GP-GS	MIN	FGM-FGA	PCT	3FG-3FGA	PCT	FT-FTA	PCT	OFF-DEF-TOT	AST	PF-DQ	STL	TO	BS	PTS	AVG
14-15 - Duke	39-0	1135	173-356	.486	46-110	.418	100-156	.641	49-203-252	82	108-0	52	71	34	492	12.6
TOTALS	39-0	1135	173-356	.486	46-110	.418	100-156	.641	49-203-252	82	108-0	52	71	34	492	12.6

HOW THE HEAT WERE BUILT



Management

Players

14/15
Review

Records

Playoffs

History

All-Time
Roster

NBA/NBADL

Opponents

Media

FROM THE DRAFT (3):

Dwyane Wade:	2003 (First Round, 5th Overall); Re-signed on July 12, 2006; Re-signed on July 9, 2010; Re-signed on July 15, 2014; Re-signed on July 10, 2015.
Justise Winslow:	2015 (First Round, 10th Overall).
Josh Richardson:	2015 (Second Round, 40th Overall).

THROUGH FREE AGENCY (8):

Udonis Haslem:	Signed on August 6, 2003; Re-signed on August 2, 2005; Re-signed on July 12, 2010; Re-signed on July 18, 2014.
Chris Andersen:	Signed a 10-day contract on January 20, 2013; Signed a second 10-day contract on January 30, 2013; Signed for the remainder of the year on February 8, 2013; Re-signed on July 10, 2013; Re-signed on July 19, 2014.
Josh McRoberts:	Signed on July 14, 2014.
Luol Deng:	Signed on July 15, 2014.
Hassan Whiteside:	Signed on November 24, 2015.
Tyler Johnson:	Signed on a 10-day contract on January 12, 2015; Signed a second 10-day contract on January 29, 2015; Signed on February 8, 2015.
Gerald Green:	Signed on July 9, 2015.
Amar'e Stoudemire:	Signed on July 10, 2015.

VIA TRADE (4):

Mario Chalmers:	Draft rights were acquired from the Minnesota Timberwolves, in exchange for two 2009 second-round draft picks and cash considerations on June 26, 2008; Re-signed on December 9, 2011; Re-signed on July 14, 2014.
Chris Bosh:	Acquired from the Toronto Raptors, in exchange for two first-round draft picks on July 9, 2010; Re-signed on July 30, 2014.
James Ennis:	Draft rights were acquired from the Atlanta Hawks, in exchange for a future second-round draft pick, on June 27, 2013; Signed on July 15, 2014.
Goran Dragic:	Acquired from the Phoenix Suns, along with Zoran Dragic, in a three-team trade involving the New Orleans Pelicans. Phoenix received Danny Granger and two future first-round draft picks from Miami and John Salmons from New Orleans, while the Pelicans received Norris Cole, Justin Hamilton and Shawne Williams from the HEAT on July 9, 2015; Re-signed on July 9, 2015.



2015-16 MIAMI HEAT ROSTER

NO	PLAYER	POS	HT	WT	DOB	LAST SCHOOL/HOME COUNTRY	YEARS
11	Chris Andersen	F/C	6-10	245	7/7/78	Blinn Junior College/USA	13
1	Chris Bosh	F	6-11	235	3/24/84	Georgia Tech/USA	12
15	Mario Chalmers	G	6-2	190	5/19/86	Kansas/USA	7
9	Luol Deng	F	6-9	220	4/16/85	Duke/South Sudan	11
7	Goran Dragic	G	6-3	190	5/6/86	Union Olimpija/Slovenia	7
32	James Ennis	F	6-7	210	7/1/90	Long Beach State/USA	1
14	Gerald Green	G	6-7	205	1/26/86	Gulf Shores Academy/USA	8
40	Udonis Haslem	F	6-8	235	6/9/80	Florida/USA	12
8	Tyler Johnson	G	6-4	186	5/7/92	Fresno State/USA	1
4	Josh McRoberts	F	6-10	240	2/28/87	Duke/USA	8
0	Josh Richardson	G	6-6	200	9/15/93	Tennessee/USA	R
5	Amar'e Stoudemire	F/C	6-10	245	11/16/82	Cypress Creek/USA	13
3	Dwyane Wade	G	6-4	220	1/17/82	Marquette/USA	12
21	Hassan Whiteside	C	7-0	265	6/13/89	Marshall/USA	3
20	Justise Winslow	F	6-7	225	3/26/96	Duke/USA	R

HEAD COACH:
Erik Spoelstra
(Portland)

**ASSISTANT
HEAD COACH:**
David Fizdale
(San Diego)

ASSISTANT COACHES:
Juwan Howard (Michigan)
Keith Smart (Indiana)

**ASSISTANT COACH/
PLAYER DEVELOPMENT:**
Chris Quinn (Notre Dame)

ATHLETIC TRAINER:
Jay Sabol (Florida International)

**ASSISTANT COACH/
STRENGTH & CONDITIONING:**
Bill Foran (Central Michigan)

NUMERICAL ROSTER

0	Josh Richardson	7	Goran Dragic	15	Mario Chalmers
1	Chris Bosh	8	Tyler Johnson	20	Justise Winslow
3	Dwyane Wade	9	Luol Deng	21	Hassan Whiteside
4	Josh McRoberts	11	Chris Andersen	32	James Ennis
5	Amar'e Stoudemire	14	Gerald Green	40	Udonis Haslem



14/15 REVIEW



2014-15 SEASON

RECORD: 37-45 (3rd in Southeast Division)

HOME: 20-21

ROAD: 17-24

OVERTIME: 2-0



Front Row (L-R): Tyler Johnson, Goran Dragic, Dwyane Wade, Assistant Coach/Director of Player Development Dan Craig, Assistant Coach Juwan Howard, Head Coach Erik Spoelstra, Assistant Head Coach David Fizdale, Assistant Coach Keith Smart, Mario Chalmers, Shabazz Napier, Zoran Dragic.

Back Row (L-R): Assistant Trainer Wes Brown, Head Equipment Manager/Travel Coordinator Rob Pimental, Athletic Trainer Jay Sabol, Henry Walker, Udonis Haslem, Michael Beasley, Chris Andersen, Hassan Whiteside, Chris Bosh, Josh McRoberts, Luol Deng, James Ennis, Assistant Athletic Trainer & Director of Rehabilitation Brandon Gilliam, Assistant Coach/Strength & Conditioning Bill Foran, Neuromuscular Therapist Vinny Aquilino.

Head Coach: Erik Spoelstra

Assistant Head Coach: David Fizdale

Assistant Coaches: Juwan Howard, Keith Smart, Dan Craig, Chris Quinn, Bill Foran

Team Captains: Udonis Haslem, Dwyane Wade

CONFERENCE RECORDS

	Overall	Home	Road	Overtime
Eastern:	25-27	14-12	11-15	1-0
Western:	12-18	6-9	6-9	1-0

DIVISION RECORDS

	Overall	Home	Road	Overtime
Atlantic:	14-4	6-3	8-1	0-0
Central:	5-13	4-5	1-8	0-0
Southeast:	6-10	4-4	2-6	1-0
Southwest:	1-9	0-5	1-4	0-0
Northwest:	4-6	3-2	1-4	0-0
Pacific:	7-3	3-2	4-1	1-0

RECORDS BY MONTH

	Overall	Home	Road	Overtime
October:	1-0	1-0	0-0	0-0
November:	8-7	3-5	5-2	0-0
December:	5-12	2-7	3-5	0-0
January:	6-7	2-3	4-4	0-0
February:	5-7	2-2	3-5	1-0
March:	9-7	8-2	1-5	1-0
April:	3-5	2-2	1-3	0-0

Playoff Results: None

NBA Honors: Chris Bosh, All-Star Game, Shooting Stars Champion (All-Star Weekend), Eastern Conference Player of the Week (week ending: Nov. 2, 2014); Dwyane Wade, All-Star Game, Eastern Conference Player of the Week (week ending: Mar. 22, 2015)

Home Attendance: 808,223 (19,713 average/19,600 capacity); 41 sellouts

2014-15 GAME BY GAME

DATE	OPPONENTS	SCORE	W/L	REC	STRK	ATTEND	HEAT HIGH SCORER	OPP. HIGH SCORER
1. 10/29	WASHINGTON	107-95	W	1-0	+1	19,744	Bosh.....26	Gooden/Gortat.....18
2. 11/1	@ Philadelphia	114-96	W	2-0	+2	19,523	Bosh.....30	Wroten.....21
3. 11/2	TORONTO	107-102	W	3-0	+3	19,666	Bosh.....21	DeRozan.....30
4. 11/4	HOUSTON	108-91	L	3-1	-1	19,666	Bosh.....21	Howard.....26
5. 11/5	@ Charlotte	96-89	L	3-2	-2	15,874	Wade.....25	Jefferson.....28
6. 11/8	MINNESOTA	102-92	W	4-2	+1	19,735	Wade.....25	Pekovic.....19
7. 11/9	@ Dallas	105-96	W	5-2	+2	20,195	Deng.....30	Ellis.....23
8. 11/12	INDIANA	81-75	L	5-3	-1	19,658	Wade.....20	Copeland.....17
9. 11/14	@ Atlanta	114-103	L	5-4	-2	17,090	Chalmers.....23	Horford/Millsap.....19
10. 11/16	MILWAUKEE	91-84	L	5-5	-3	19,680	Chalmers.....18	Knight.....20
11. 11/17	@ Brooklyn	95-83	W	6-5	+1	17,732	Chalmers.....22	Bogdanovic.....22
12. 11/20	L.A. CLIPPERS	110-93	L	6-6	-1	19,685	Bosh.....28	Griffin/Paul.....26
13. 11/22	@ Orlando	99-92	W	7-6	+1	18,846	Bosh.....32	Vucevic.....33
14. 11/23	CHARLOTTE	94-93	W	8-6	+2	19,639	Deng.....26	Jefferson.....22
15. 11/25	GOLDEN STATE	114-97	L	8-7	-1	19,647	Bosh.....26	Curry.....40
16. 11/30	@ New York	86-79	W	9-7	+1	19,812	Wade.....27	Anthony.....31
17. 12/1	@ Washington	107-96	L	9-8	-1	15,150	Bosh.....21	R. Butler.....23
18. 12/3	ATLANTA	112-102	L	9-9	-2	19,600	Wade.....28	Teague.....27
19. 12/5	@ Milwaukee	109-85	L	9-10	-3	16,325	Wade.....28	Marshall.....20
20. 12/7	@ Memphis	103-87	L	9-11	-4	16,572	Wade.....25	Leuer.....20
21. 12/9	@ Phoenix	103-97	W	10-11	+1	14,963	Bosh.....24	Marc. Morris.....25
22. 12/10	@ Denver	102-82	L	10-12	-1	13,433	Bosh.....14	Chandler.....17
23. 12/12	@ Utah	100-95	W	11-12	+1	19,911	Wade.....29	Kanter.....25
24. 12/14	CHICAGO	93-75	L	11-13	-1	19,600	Deng/Wade.....17	Dunleavy.....22
25. 12/16	@ Brooklyn	95-91	W	12-13	+1	16,827	Wade.....28	Plumlee.....21
26. 12/17	UTAH	105-87	L	12-14	-1	19,633	Wade.....42	Hayward.....29
27. 12/19	WASHINGTON	105-103	L	12-15	-2	19,600	Wade.....28	Nene/Wall.....20
28. 12/21	BOSTON	100-84	W	13-15	+1	19,720	Deng.....23	Zeller.....22
29. 12/23	PHILADELPHIA	91-87	L	13-16	-1	19,600	Wade.....23	Carter-Williams.....20
30. 12/25	CLEVELAND	101-91	W	14-16	+1	19,817	Wade.....31	James.....30
31. 12/27	MEMPHIS	103-95	L	14-17	-1	19,744	Wade.....25	Conley.....24
32. 12/29	ORLANDO	102-101	L	14-18	-2	19,887	Wade.....25	Vucevic.....26
33. 12/31	@ Indiana	106-95	L	14-19	-3	18,165	Wade.....20	Miles.....25
34. 1/3	@ Houston	115-79	L	14-20	-4	18,338	Bosh/Wade.....15	Harden.....28
35. 1/4	BROOKLYN	88-84	W	15-20	+1	20,181	Bosh.....26	Johnson.....19
36. 1/8	@ Portland	99-83	L	15-21	-1	19,441	Wade.....23	Aldridge.....24
37. 1/11	@ L.A. Clippers	104-90	W	16-21	+1	19,060	Bosh.....34	Griffin.....26
38. 1/13	@ L.A. Lakers	78-75	W	17-21	+2	18,997	Chalmers.....19	Bryant/Davis/Hill.....12
39. 1/14	@ Golden State	104-89	L	17-22	-1	19,596	Bosh.....26	Curry.....32
40. 1/16	@ Sacramento	95-83	W	18-22	+1	16,350	Bosh.....30	Cousins.....17
41. 1/20	OKLAHOMA CITY	94-86	L	18-23	-1	19,735	Wade.....18	Durant/Westbrook.....19
42. 1/21	@ Charlotte	78-76	L	18-24	-2	16,914	Bosh/Wade.....17	Walker.....15
43. 1/23	INDIANA	89-87	W	19-24	+1	19,693	Deng.....23	Scola.....14
44. 1/25	@ Chicago	96-84	W	20-24	+2	21,918	Wade.....26	Rose.....19
45. 1/27	MILWAUKEE	109-102	L	20-25	-1	19,789	Bosh.....26	Knight/Middleton.....17
46. 1/30	DALLAS	93-72	L	20-26	-2	19,823	Whiteside.....16	Villanueva.....20
47. 2/1	@ Boston	83-75	W	21-26	+1	17,366	Whiteside.....20	Bradley/Zeller.....17
48. 2/3	@ Detroit	108-91	L	21-27	-1	12,768	Bosh.....34	Augustin.....25
49. 2/4	@ Minnesota	102-101	L	21-28	-2	11,517	Whiteside.....24	Martin.....30
50. 2/6	@ San Antonio	98-85	L	21-29	-3	18,581	T. Johnson.....19	Leonard.....24
51. 2/9	NEW YORK	109-95	W	22-29	+1	19,851	Bosh.....32	Anthony.....26
52. 2/11	@ Cleveland	113-93	L	22-30	-1	20,562	Chalmers.....18	Mozgov.....20
53. 2/20	@ New York	111-87	W	23-30	+1	19,812	Napier.....18	Galloway.....19
54. 2/21	NEW ORLEANS	105-91	L	23-31	-1	19,982	Chalmers.....20	Gordon.....24
55. 2/23	PHILADELPHIA	119-108	W	24-31	+1	19,802	Deng.....29	Thompson.....22
56. 2/25	@ Orlando	*93-90	W	25-31	+2	18,309	Deng.....21	Vucevic.....26
57. 2/27	@ New Orleans	104-102	L	25-32	-1	17,797	Deng.....22	Ainca.....24
58. 2/28	ATLANTA	93-91	L	25-33	-2	19,733	Wade.....22	Millsap.....22
59. 3/2	PHOENIX	115-98	W	26-33	+1	19,600	T. Johnson.....26	Bledsoe/Tucker.....20
60. 3/4	L.A. LAKERS	100-94	W	27-33	+2	19,600	Wade.....25	Davis/Ellington.....14
61. 3/6	@ Washington	99-97	L	27-34	-1	20,356	G. Dragic.....18	Nene.....20
62. 3/7	SACRAMENTO	*114-109	W	28-34	+1	19,600	Wade.....28	Cousins/Gay.....27
63. 3/9	BOSTON	100-90	L	28-35	-1	19,600	Wade.....34	Thomas.....25
64. 3/11	BROOKLYN	104-98	W	29-35	+1	19,600	Wade.....28	Jack/Williams.....18
65. 3/13	@ Toronto	102-92	L	29-36	-1	19,800	Wade.....25	Lowry.....19
66. 3/16	CLEVELAND	106-92	W	30-36	+1	19,626	Wade.....32	James.....26
67. 3/18	PORTLAND	108-104	L	31-36	+2	19,621	Wade.....32	Aldridge.....34
68. 3/20	DENVER	108-91	W	32-36	+3	19,710	Wade.....22	Faried.....20
69. 3/22	@ Oklahoma City	93-75	L	32-37	-1	18,203	Whiteside.....13	Kanter.....27
70. 3/24	@ Milwaukee	89-88	L	32-38	-2	12,313	Wade.....21	Ilyasova.....19
71. 3/25	@ Boston	93-86	W	33-38	+1	18,624	G. Dragic.....22	Crowder.....16
72. 3/27	@ Atlanta	99-86	L	33-39	-1	19,233	Deng.....17	Carroll.....24
73. 3/29	DETROIT	109-102	W	34-39	+1	19,685	Wade.....40	Drummond.....32
74. 3/31	SAN ANTONIO	95-81	L	34-40	-1	20,047	G. Dragic.....19	Leonard.....22
75. 4/2	@ Cleveland	114-88	L	34-41	-2	20,562	Deng/Whiteside.....17	Irving/James.....23
76. 4/4	@ Detroit	99-98	L	34-42	-3	16,133	Wade.....24	Jackson.....29
77. 4/5	@ Indiana	112-89	L	34-43	-4	18,165	Wade.....27	Scola.....23
78. 4/7	CHARLOTTE	105-100	W	35-43	+1	19,694	G. Dragic.....28	Henderson.....29
79. 4/9	CHICAGO	89-78	L	35-44	-1	19,641	Whiteside.....19	Gasol.....16
80. 4/11	TORONTO	107-104	L	35-45	-2	19,689	Wade.....30	Williams.....29
81. 4/13	ORLANDO	100-93	W	36-45	+1	19,600	Whiteside.....24	Oladijo.....30
82. 4/15	@ Philadelphia	105-101	W	37-45	+2	14,476	Beasley.....34	Sampson.....22

(* Overtime)



FINAL 2014-15 STATISTICS (37-45)

PLAYER				-FIELD GOALS-			-3-POINT FG-			-FREE THROWS-			-REBOUNDS-						PTS	AVG			
	G	GS	MIN	FG	FGA	PCT	FG	FGA	PCT	FT	FTA	PCT	OFF	DEF	TOT	AST	PF	DQ			STL	TO	BLK
WADE	62	62	1971	509	1084	.470	29	102	.284	284	370	.768	58	161	219	299	105	0	73	209	21	1331	21.5
BOSH	44	44	1556	343	745	.460	63	168	.375	179	232	.772	46	264	310	95	69	0	41	95	25	928	21.1
G. DRAGIC (TOT)	78	78	2640	502	1002	.501	90	259	.347	181	234	.774	81	193	274	350	195	2	78	173	15	1275	16.3
G. DRAGIC (MIA)	26	26	905	162	323	.502	24	73	.329	84	104	.808	30	59	89	139	75	1	28	59	6	432	16.6
DENG	72	72	2421	369	787	.469	78	220	.355	191	251	.761	103	273	376	139	109	0	65	108	22	1007	14.0
WHITESIDE	48	32	1142	243	387	.628	0	0	.000	78	156	.500	145	337	482	6	129	1	27	58	123	564	11.8
CHALMERS	80	37	2368	267	663	.403	73	248	.294	206	266	.774	24	182	206	307	251	2	122	173	10	813	10.2
BEASLEY	24	1	505	92	212	.434	8	34	.235	20	26	.769	12	77	89	32	66	2	15	37	13	212	8.8
WALKER	24	13	628	58	168	.345	45	132	.341	14	18	.778	7	75	82	29	76	2	24	24	9	175	7.3
WILLIAMS	44	22	924	102	240	.425	60	152	.395	28	33	.848	27	112	139	36	116	0	21	23	17	292	6.6
COLE	47	23	1148	118	306	.386	27	102	.265	32	46	.696	12	96	108	165	75	0	42	58	8	295	6.3
GRANGER	30	6	613	65	162	.401	30	84	.357	28	37	.757	20	60	80	17	67	0	13	24	6	188	6.3
JOHNSON	32	2	603	70	167	.419	18	48	.375	32	47	.681	14	67	81	42	42	0	33	30	9	190	5.9
ANDERSEN	60	20	1132	120	207	.580	4	13	.308	76	114	.667	76	223	299	43	88	0	26	40	61	320	5.3
NAPIER	51	10	1012	87	228	.382	43	118	.364	44	56	.786	17	96	113	130	76	0	40	81	4	261	5.1
ENNIS	62	3	1051	101	247	.409	31	95	.326	79	94	.840	51	125	176	48	89	0	25	39	17	312	5.0
McROBERTS	17	4	296	28	53	.528	8	19	.421	8	13	.615	7	38	45	33	41	0	12	22	3	72	4.2
HASLEM	62	25	995	107	239	.448	2	10	.200	45	64	.703	71	187	258	46	113	0	21	41	13	261	4.2
BROWN	5	2	89	7	19	.368	3	7	.429	3	4	.750	0	1	1	3	8	0	4	4	0	20	4.0
HAMILTON	24	5	289	27	65	.415	6	19	.316	6	7	.857	24	24	48	12	33	0	8	8	5	66	2.8
Z. DRAGIC (TOT)	16	1	75	11	30	.367	3	14	.214	3	5	.600	5	3	8	5	6	0	2	5	0	28	1.8
Z. DRAGIC (MIA)	10	1	62	9	22	.409	3	9	.333	1	2	.500	3	2	5	4	5	0	2	5	0	22	2.2
DAWKINS	4	0	22	1	6	.167	1	6	.167	0	0	.000	0	2	2	1	3	0	0	1	0	3	0.8
HEAT	82	-	19730	2885	6330	.456	556	1659	.335	1438	1940	.741	747	2461	3208	1626	1636	8	642	1214	372	7764	94.7
OPPONENTS	82	-	19730	2960	6523	.454	666	1887	.353	1391	1905	.730	894	2467	3361	1748	1715	7	646	1215	359	7977	97.3

DUNKS:

Miami-279 (Whiteside-86; Andersen-52; Wade-26; Deng-21; Ennis-20; Bosh-17; Haslem-15; Johnson-10; McRoberts-8; Beasley-7; Chalmers-4; Brown-3; Walker-3; Hamilton-2; Williams-2; Cole-1; Z. Dragic-1; Granger-1)

Opponents-315

CHARGES TAKEN:

Miami-66 (Haslem-16; Chalmers-10; G. Dragic-7; Walker-7; Deng-5; Hamilton-4; Beasley-3; Bosh-3; Cole-3; Williams-3; Andersen-2; Granger-2; Ennis-1)

Opponents-40

TECHNICAL FOULS:

Miami-45 (Whiteside-7; Beasley-4; Walker-4; Spoelstra-3; Andersen-2; Chalmers-2; Deng-2; Haslem-2; Wade-2; Williams-2; Cole-1; Fizzdale-1; Defensive 3-Seconds-11; Delay of Game-2)

Opponents-59 (includes 17 for Defensive 3-Seconds and 1 for Delay of Game)

EJECTIONS:

Miami-3 (Whiteside-2; Walker-1)

Opponents-4

PLAYER	— SINGLE-GAME HIGHS —							— AVERAGE PER GAME —							— CAREER HIGHS (C=SET, T=TIED THIS SEASON) —						
	MIN	REB	AST	ST	TO	BLK	PTS	MIN	REB	AST	STL	TO	BLK	PTS	FG	FGA	FT	FTA	REB	AST	PTS
WADE	39	11	10	5	7	3	42	31.8	3.5	4.8	1.18	3.4	0.34	21.5	19	39	23	24	16	16	55
BOSH	39	15	6	4	5	5	34	35.4	7.0	2.2	0.93	2.2	0.57	21.1	16	31	22	24	22	9	44
G. DRAGIC (TOT)	46	10	13	4	7	2	34	33.8	3.5	4.5	1.00	2.2	0.19	16.3	14	22	13	14	11	18	40
G. DRAGIC (MIA)	41	8	11	3	4	1	28	34.8	3.4	5.3	1.08	2.3	0.23	16.6							
DENG	42	11	8	3	8	2	30	33.6	5.2	1.9	0.90	1.5	0.31	14.0	18	27	11	17	20	11	40
WHITESIDE	38	25	1	3	4	12	24	23.8	10.0	0.1	0.56	1.2	2.56	11.8	12C	17C	6C	16C	25C	1C	24C
CHALMERS	40	9	11	8	5	1	24	29.6	2.6	3.8	1.53	2.2	0.13	10.2	12	21	11C	13C	9T	13	34
BEASLEY	48	11	8	3	4	2	34	21.0	3.7	1.3	0.63	1.5	0.54	8.8	17	31	12	12	16	9	42
WALKER	48	9	5	4	3	3	21	26.1	3.4	1.2	1.00	1.0	0.38	7.3	9	17	6	7	9T	6	28
WILLIAMS	36	11	4	2	3	3	21	21.0	3.2	0.8	0.48	0.5	0.39	6.6	9	16	7	10	12	4T	25
COLE	40	8	8	4	4	1	23	24.4	2.3	3.5	0.89	1.2	0.17	6.3	9C	16	7	8	11	9	23C
GRANGER	36	7	3	2	3	2	21	20.4	2.7	0.6	0.43	0.8	0.20	6.3	15	28	17	17	17	10	44
JOHNSON	48	10	6	4	4	2	26	18.8	2.5	1.3	1.03	0.9	0.28	5.9	10C	15C	7C	10C	10C	6C	26C
ANDERSEN	30	14	4	2	4	3	18	18.9	5.0	0.7	0.43	0.7	1.02	5.3	8T	14	9	12	18	4T	18T
NAPIER	38	7	8	3	7	1	18	19.8	2.2	2.5	0.78	1.6	0.08	5.1	6C	11C	5C	6C	7C	8C	18C
ENNIS	48	12	6	2	4	2	17	17.0	2.8	0.8	0.40	0.6	0.27	5.0	7C	20C	6C	6C	12C	6C	17C
McROBERTS	33	8	7	3	4	1	14	17.4	2.6	1.9	0.71	1.3	0.18	4.2	8	16	7	9	16	13	24
HASLEM	38	13	3	3	4	2	18	16.0	4.2	0.7	0.34	0.7	0.21	4.2	12	21	12	12	18	7	28
BROWN	37	1	2	2	3	0	9	17.8	0.2	0.6	0.80	0.8	0.00	4.0	11	24	10	12	11	7	32
HAMILTON	33	7	4	2	2	1	10	12.0	2.0	0.5	0.33	0.3	0.21	2.8	7	14	5	6	10	6	17
Z. DRAGIC (TOT)	41	3	2	2	3	0	22	4.7	0.5	0.3	0.13	0.3	0.00	1.8	9C	17C	1C	2C	3C	2C	22C
Z. DRAGIC (MIA)	41	3	2	2	3	0	22	6.2	0.5	0.4	0.20	0.5	0.00	2.2							
DAWKINS	9	1	1	0	1	0	3	5.4	0.5	0.3	0.00	0.3	0.00	0.8	1C	3C	0	0	1C	1C	3C
HEAT	265	55	33	16	23	13	119	240.6	39.1	19.8	7.83	14.8	4.54	94.7	56	113	47	61	69	39	141
OPPONENTS	265	56	33	13	25	11	115	240.6	41.0	21.3	7.88	14.8	4.38	97.3	59	115	47	57	69	42	148

2014-15 FINAL MIAMI HEAT MISCELLANEOUS STATISTICS

DOUBLE-DOUBLES:

Hassan Whiteside	22
Chris Bosh	7
Luol Deng	5
Mario Chalmers	4
Udonis Haslem	3
Dwyane Wade	3
Goran Dragic	2
Chris Andersen	1
Michael Beasley	1
James Ennis	1
Tyler Johnson	1
Shawne Williams	1
MIAMI TOTALS	51
OPPONENTS	63

TRIPLE-DOUBLES:

Hassan Whiteside	1
MIAMI TOTALS	1
OPPONENTS	0

4-POINT PLAYS:

MIAMI TOTALS	0
OPPONENTS	4

DOUBLE-FIGURE SCORING EFFORTS:

Dwyane Wade	58
Luol Deng	54
Chris Bosh	42
Mario Chalmers	41
Hassan Whiteside	34
Goran Dragic	23
Chris Andersen	11
Shabazz Napier	11
Shawne Williams	11
Norris Cole	10
Tyler Johnson	9
Michael Beasley	8
James Ennis	8
Henry Walker	8
Udonis Haslem	6
Danny Granger	6
Josh McRoberts	2
Zoran Dragic	1
Justin Hamilton	1
MIAMI TOTALS	343
OPPONENTS	363

DOUBLE-FIGURE REBOUND EFFORTS:

Hassan Whiteside	23
Chris Bosh	7
Luol Deng	5
Chris Andersen	3
Udonis Haslem	3
Michael Beasley	1
James Ennis	1
Tyler Johnson	1
Dwyane Wade	1
Shawne Williams	1
MIAMI TOTALS	46
OPPONENTS	65

DOUBLE-FIGURE ASSIST EFFORTS:

Mario Chalmers	4
Dwyane Wade	3
Goran Dragic	2
MIAMI TOTALS	9
OPPONENTS	16

DOUBLE-FIGURE BLOCK EFFORTS:

Hassan Whiteside	1
MIAMI TOTALS	1
OPPONENTS	0

20-PLUS POINT GAMES:

Dwyane Wade	37
Chris Bosh	27
Luol Deng	12
Goran Dragic	10
Mario Chalmers	7
Hassan Whiteside	4
Tyler Johnson	2
Michael Beasley	1
Norris Cole	1
Zoran Dragic	1
Danny Granger	1
Henry Walker	1
Shawne Williams	1
MIAMI TOTALS	105
OPPONENTS	83

30-PLUS POINT GAMES:

Chris Bosh	7
Dwyane Wade	7
Michael Beasley	1
Luol Deng	1
MIAMI TOTALS	16
OPPONENTS	11

40-PLUS POINT GAMES:

Dwyane Wade	2
MIAMI TOTALS	2
OPPONENTS	1

20-PLUS REBOUND GAMES:

Hassan Whiteside	4
MIAMI TOTALS	4
OPPONENTS	0

JUMPBALLS:

Henry Walker	1-0	1,000
Chris Bosh	26-11	703
Luol Deng	4-2	667
Norris Cole	3-2	600
Tyler Johnson	3-2	600
Danny Granger	1-1	500
Dwyane Wade	4-5	444
Hassan Whiteside	18-25	419
Michael Beasley	2-3	400
Udonis Haslem	5-8	385
Mario Chalmers	1-2	333
Justin Hamilton	2-4	333
Shawne Williams	1-3	250
Chris Andersen	1-12	077
Goran Dragic	0-1	000
Shabazz Napier	0-2	000
MIAMI TOTALS	72-83	465
OPPONENTS	83-72	535

LONGEST CONSECUTIVE FGM STREAKS:

Player	FGM	Dates
Hassan Whiteside	12	Feb. 3, 2015-Feb. 4, 2015
Hassan Whiteside	10	Apr. 11, 2015-Apr. 13, 2015
Chris Andersen	10	Mar. 7, 2015-Mar. 11, 2015
Chris Andersen	10	Dec. 25, 2014-Dec. 29, 2014
Dwyane Wade	10	Nov. 30, 2014

LONGEST CONSECUTIVE FTM STREAKS:

Player	FTM	Dates
Dwyane Wade	31	Dec. 23, 2014-Jan. 4, 2015
Goran Dragic	26	Feb. 23, 2015-Mar. 4, 2015
Chris Bosh	20	Nov. 16, 2014-Nov. 25, 2014
James Ennis	17	Dec. 5, 2014-Dec. 21, 2014
Chris Bosh	17	Nov. 1, 2014-Nov. 2, 2014

SHOOTING TECHNICAL FREE THROWS:

Goran Dragic	3-3	1,000
Shawne Williams	1-1	1,000
Dwyane Wade	10-13	769
Chris Bosh	12-19	632
Mario Chalmers	8-13	615
MIAMI TOTALS	34-49	694
OPPONENTS	26-35	743

2014-15 FINAL MIAMI HEAT MISCELLANEOUS STATISTICS

TEAM LEADERSHIPS*

PLAYER	MINUTES	REBOUNDS	ASSISTS	STEALS	BLOCKS	POINTS
Andersen	0	7	1	5	17	0
Beasley	1	1	2	1	4	1
Bosh	26	23	3	9	10	19
Brown	0	0	0	0	0	0
Chalmers	9	0	22	28	3	6
Cole	3	1	7	8	2	0
Dawkins	0	0	0	0	0	0
Deng	18	7	4	14	6	10
G. Dragic	10	0	17	8	2	4
Z. Dragic	0	0	0	0	0	0
Ennis	1	4	1	2	5	0
Granger	1	0	0	1	2	1
Hamilton	0	0	0	1	2	0
Haslem	2	7	0	6	5	0
Johnson	3	1	1	7	2	2
McRoberts	0	0	2	1	2	0
Napier	0	0	8	8	1	1
Wade	7	2	29	18	7	35
Walker	2	0	1	6	4	0
Whiteside	1	36	0	4	36	7
Williams	1	2	0	4	8	0

*-Includes ties

MIAMI STARTING LINE-UPS

Deng-Williams-Bosh-Wade-Cole	6-4	.600
Deng-Williams-Bosh-Ennis-Cole	0-1	.000
Deng-Williams-Bosh-Chalmers-Cole	0-3	.000
Granger-Williams-Bosh-Chalmers-Cole	1-0	1.000
Deng-Williams-Bosh-Brown-Chalmers	2-0	1.000
Deng-McRoberts-Bosh-Wade-Chalmers	0-1	.000
Granger-McRoberts-Bosh-Wade-Chalmers	0-1	.000
Deng-McRoberts-Bosh-Wade-Cole	1-1	.500
Deng-Hamilton-Bosh-Wade-Cole	1-1	.500
Deng-Haslem-Hamilton-Wade-Cole	1-1	.500
Deng-Andersen-Hamilton-Wade-Cole	0-1	.000
Deng-Williams-Andersen-Wade-Chalmers	1-3	.250
Deng-Williams-Andersen-Chalmers-Cole	1-0	1.000
Deng-Andersen-Bosh-Wade-Chalmers	5-4	.556
Deng-Bosh-Whiteside-Chalmers-Napier	2-4	.333
Deng-Bosh-Whiteside-Wade-Chalmers	0-1	.000
Granger-Andersen-Bosh-Wade-Chalmers	0-1	.000
Granger-Bosh-Whiteside-Wade-Chalmers	0-1	.000
Granger-Bosh-Whiteside-Chalmers-Napier	1-1	.500
Deng-Bosh-Andersen-Chalmers-Napier	0-1	.000
Deng-Haslem-Whiteside-Wade-Chalmers	1-0	1.000
Deng-Haslem-Whiteside-Wade-G. Dragic	9-7	.563
Deng-Walker-Whiteside-Wade-G. Dragic	0-3	.000
Walker-Haslem-Whiteside-Johnson-G. Dragic	0-1	.000
Walker-Haslem-Andersen-Wade-Napier	1-0	1.000
Deng-Walker-Whiteside-Wade-Chalmers	0-1	.000
Deng-Walker-Andersen-Wade-G. Dragic	1-0	1.000
Deng-Walker-Haslem-Chalmers-G. Dragic	1-0	1.000
Deng-Walker-Haslem-Wade-G. Dragic	1-2	.333
Ennis-Walker-Andersen-Wade-G. Dragic	0-1	.000
Walker-Ennis-Beasley-Z. Dragic-Johnson	1-0	1.000
TOTALS (31 Different Starting Line-ups)	37-45	.451

2014-15 FINAL MIAMI HEAT MISCELLANEOUS STATISTICS

STREAKS

CATEGORY	GAMES	DATES
Most consecutive wins	3 (twice)	last: Mar. 16-Mar. 20
Most consecutive losses	4 (three times)	last: Mar. 31-Apr. 5
Most consecutive home wins	5	Mar. 11-Mar. 29
Most consecutive home losses	5	Nov. 25-Dec. 19
Most consecutive road wins	3	Nov. 17-Nov. 30
Most consecutive road losses	5	Feb. 27-Mar. 24

BACK-TO-BACK GAMES

1ST GAME	2ND GAME	WON 2	LOST 2	SPLIT 2
8-9 (.471)	7-10 (.412)	3	5	9

SCORING BY QUARTERS

	1	2	3	4	1OT	2OT	TOTAL
HEAT	1,976 (24.1)	2,079 (25.4)	1,831 (22.3)	1,852 (22.6)	26 (13.0)	0 (0.0)	7,764 (94.7)
OPPONENTS	2,020 (24.6)	1,978 (24.1)	2,017 (24.6)	1,994 (24.3)	18 (9.0)	0 (0.0)	7,977 (97.3)

MISCELLANEOUS TEAM SCORING

	MIAMI	OPPONENTS
Points in the Paint	3,250 (39.6 ppg)	3,362 (41.0 ppg)
Second Chance Points	987 (12.0 ppg)	1,084 (13.2 ppg)
Fast Break Points	807 (9.8 ppg)	936 (11.4 ppg)
Points off Turnovers	1,314 (16.0 ppg)	1,382 (16.9 ppg)

BENCH PRODUCTION

	MIAMI	OPPONENTS
Total Points	2,181 (26.6 ppg)	2,715 (33.1 ppg)
Single-Game High	59 vs. Sacramento (Mar. 7)	60 at Milwaukee (Dec. 5)
Total Rebounds	1,162 (14.2 rpg)	1,209 (14.7 rpg)
Single-Game High	27 at L.A. Clippers (Jan. 11)	28 vs. L.A. Lakers (Mar. 4)
Total Assists	507 (6.2 apg)	598 (7.3 apg)
Single-Game High	15 at Atlanta (Nov. 14)	23 at San Antonio (Feb. 6)

MOST UNANSWERED POINTS TO OPEN A GAME

Miami-18 at L.A. Lakers (Jan. 13, 2015)

Opponents-9 at Indiana (Apr. 5, 2015)

WIRE-TO-WIRE WINS

Miami-6 (last: at Boston, Feb. 2, 2015)

Opponents-7 (last: at Atlanta, Mar. 27, 2015)

LARGEST LEADS/DEFICITS OVERCOME

HEAT

Largest Lead-28 at New York (106-78, 2:15 left in the 4th Q, Feb. 20, 2015)

Largest Deficit Overcome-16 vs. Sacramento (74-58, 3:36 left in the 3rd Q, Mar. 7, 2015)

OPPONENTS

Largest Lead-38 at Houston (113-75, 3:05 left in the 4th Q, Jan. 3, 2015)

Largest Deficit Overcome-23 vs. Philadelphia (69-46, 7:53 left in the 3rd Q, Dec. 23, 2014)

2014-15 FINAL MIAMI HEAT MISCELLANEOUS STATISTICS

HEAT PLAYER GAMES MISSED DUE TO INJURY/ILLNESS:

PLAYER (Total Games Lost)	DATES	GAMES MISSED	INJURY/ILLNESS
Chris Andersen (17)	11/2-11/9	5	Left Rib Contusion
	11/25-12/12	9	Sprained Right Ankle
	1/16	1	Illness
	2/28	1	Illness
	3/27	1	Left Calf Contusion
Michael Beasley (1)	4/7	1	Illness
Chris Bosh (38)	12/14-12/27	8	Strained Left Calf
	2/20-4/15	30	Blood Clot
Norris Cole (4)	11/22-11/23	2	Dislocated Left Middle Finger
	12/3-12/5	2	Cold
Luol Deng (6)	11/17	1	Sprained Right Wrist
	12/5	1	Bruised Right Hand
	1/21	1	Illness
	1/27-2/1	3	Left Calf Strain
James Ennis (1)	2/11	1	Illness
Danny Granger (4)	11/1	1	Tight Left Hamstring
	11/5	1	Tight Left Hamstring
	12/16-12/17	2	Illness
Justin Hamilton (10)	11/8-11/14	4	Left Adductor Strain
	12/23-12/25	2	Concussion
	12/29-1/4	4	Concussion
Udonis Haslem (5)	11/1-11/4	3	Left Quad Strain
	3/29-4/2	2	Illness
Josh McRoberts (62)	10/29	1	Left Toe Surgery
	11/16-11/17	2	Left Foot Blister
	12/10	1	Right Knee Contusion
	12/16-12/21	4	Right Meniscus Tear
	12/23-4/15	54	Right Meniscus Surgery
Shabazz Napier (9)	3/29	1	Right Hip Pain
	4/2-4/15	8	Sports Hernia Surgery
Dwyane Wade (18)	11/14-11/25	7	Strained Left Hamstring
	12/21	1	Right Knee Contusion
	1/14-1/16	2	Strained Left Hamstring
	1/30-2/11	7	Strained Right Hamstring
	3/25	1	Left Knee Contusion
Hassan Whiteside (3)	1/21	1	Sprained Right Ankle
	3/27-3/29	2	Right Hand Laceration
Shawne Williams (2)	2/6-2/9	2	Right Hip Pain

TOTALS (14 players-180 games)

DNP-CDs: 182

Ennis-19; Granger-18; Napier-18; Dawkins-17; Hamilton-17; Haslem-15; Whiteside-15; Z. Dragic-13; Brown-9; Johnson-9; Williams-6; Andersen-5; Walker-5; Deng-4; G. Dragic-3; McRoberts-3; Chalmers-2; Wade-2; Beasley-1; Cole-1

2014-15 MIAMI HEAT SEASON HIGHS

INDIVIDUAL REGULAR SEASON HIGHS (GAME)

MOST POINTS:

42.....Dwyane Wade..... 12/17 vs. Utah

MOST FIELD GOALS MADE:

14.....Chris Bosh..... 12/9 at Phoenix
Chris Bosh..... 2/3 at Detroit
Dwyane Wade..... 3/29 vs. Detroit

MOST FIELD GOALS ATTEMPTED:

28.....Dwyane Wade..... 12/25 vs. Cleveland

MOST THREE-POINT FIELD GOALS MADE:

6.....Danny Granger..... 12/29 vs. Orlando
Henry Walker..... 4/15 at Philadelphia

MOST THREE-POINT FIELD GOALS ATTEMPTED:

11.....Henry Walker..... 2/25 at Orlando
Henry Walker..... 2/28 vs. Atlanta
Henry Walker..... 3/27 at Atlanta

MOST FREE THROWS MADE:

16.....Dwyane Wade..... 12/17 vs. Utah

MOST FREE THROWS ATTEMPTED:

21.....Dwyane Wade..... 12/17 vs. Utah

MOST OFFENSIVE REBOUNDS:

10.....Hassan Whiteside..... 1/30 vs. Dallas

MOST DEFENSIVE REBOUNDS:

19.....Hassan Whiteside..... 3/4 vs. L.A. Lakers

MOST TOTAL REBOUNDS:

25.....Hassan Whiteside..... 3/4 vs. L.A. Lakers

MOST ASSISTS:

11.....Mario Chalmers..... 11/14 at Atlanta
Mario Chalmers..... 12/3 vs. Atlanta
Goran Dragic..... 3/18 vs. Portland

MOST STEALS:

8.....Mario Chalmers..... 2/20 at New York

MOST TURNOVERS:

8.....Luol Deng..... 2/28 vs. Atlanta

MOST BLOCKS:

12.....Hassan Whiteside..... 1/25 at Chicago

MOST MINUTES:

48:00.....Michael Beasley..... 4/15 at Philadelphia
James Ennis..... 4/15 at Philadelphia
Tyler Johnson..... 4/15 at Philadelphia
Henry Walker..... 4/15 at Philadelphia

MOST MINUTES (NON-OVERTIME GAME):

48:00.....Michael Beasley..... 4/15 at Philadelphia
James Ennis..... 4/15 at Philadelphia
Tyler Johnson..... 4/15 at Philadelphia
Henry Walker..... 4/15 at Philadelphia

MOST DUNKS:

5.....Hassan Whiteside..... 1/25 at Chicago
Hassan Whiteside..... 3/2 vs. Phoenix
Chris Andersen..... 3/11 vs. Brooklyn

MOST CONSECUTIVE POINTS:

15 (4th Q).....Dwyane Wade, 12/17 vs. Utah
15 (3rd Q).....Chris Bosh, 2/3 at Detroit

MOST POINTS OFF THE BENCH:

26.....Tyler Johnson..... 3/2 vs. Phoenix

MOST CHARGES TAKEN:

2.....4 times .. (last: Goran Dragic, 3/24 at Milwaukee)

TEAM REGULAR SEASON HIGHS (GAME)

MOST POINTS:

119..... 2/23 vs. Philadelphia

MOST POINTS (NON-OVERTIME GAME):

119..... 2/23 vs. Philadelphia

LARGEST MARGIN OF VICTORY:

+24 (111-87)..... 2/20 at New York

MOST FIELD GOALS MADE:

46..... 2/23 vs. Philadelphia
3/18 vs. Portland

MOST FIELD GOALS ATTEMPTED:

89..... 4/15 at Philadelphia

BEST FIELD GOAL PERCENTAGE:

.563 (36-64)..... 12/3 vs. Atlanta

MOST THREE-POINT FIELD GOALS MADE:

12..... 5 times
(last: 4/15 at Philadelphia)

MOST THREE-POINT FIELD GOALS ATTEMPTED:

35..... 3/27 at Atlanta

BEST THREE-POINT FIELD GOAL PERCENTAGE:

.700 (7-10)..... 3/18 vs. Portland

MOST FREE THROWS MADE:

33..... 3/4 vs. L.A. Lakers

MOST FREE THROWS ATTEMPTED:

44..... 4/11 vs. Toronto

BEST FREE THROW PERCENTAGE:

1.000 (12-12) ... 3/31 vs. San Antonio

MOST OFFENSIVE REBOUNDS:

17..... 1/30 vs. Dallas

MOST DEFENSIVE REBOUNDS:

43..... 1/13 at L.A. Lakers

MOST TOTAL REBOUNDS:

55..... 3/4 vs. L.A. Lakers

HIGHEST REBOUND MARGIN:

+19 (46-27)..... 1/11 at L.A. Clippers

MOST ASSISTS:

33..... 11/1 at Philadelphia

MOST FOULS:

31..... 3/2 vs. Phoenix

MOST STEALS:

16..... 11/1 at Philadelphia
12/5 at Milwaukee

MOST TURNOVERS:

23..... 2/28 vs. Atlanta

MOST BLOCKED SHOTS:

13..... 1/25 at Chicago

MOST DUNKS:

9..... 2/20 at New York

MOST POINTS IN THE PAINT:

66..... 4/13 vs. Orlando

MOST SECOND CHANCE POINTS:

22..... 4/11 vs. Toronto

MOST FAST BREAK POINTS:

21..... 3/2 vs. Phoenix

MOST POINTS OFF TURNOVERS:

34..... 11/1 at Philadelphia

MOST POINTS OFF THE BENCH:

59..... 3/7 vs. Sacramento

LONGEST CONSECUTIVE SCORING RUN:

18 (1st Q)..... 1/13 at L.A. Lakers

MOST DOUBLE FIGURE SCORERS:

8..... 2/20 at New York

MOST CHARGES TAKEN:

3..... 3 times
(last: 3/24 at Milwaukee)

2014-15 OPPONENTS SEASON HIGHS

INDIVIDUAL REGULAR SEASON HIGHS (GAME)

MOST POINTS:

40.....Stephen Curry 11/25 vs. Golden State

MOST FIELD GOALS MADE:

15.....LaMarcus Aldridge..... 3/18 vs. Portland

MOST FIELD GOALS ATTEMPTED:

26.....Carmelo Anthony 11/30 at New York

MOST THREE-POINT FIELD GOALS MADE:

8.....Stephen Curry 11/25 vs. Golden State

MOST THREE-POINT FIELD GOALS ATTEMPTED:

11.....Stephen Curry 11/25 vs. Golden State

Mirza Teletovic..... 1/4 vs. Brooklyn

Charlie Villanueva 1/30 vs. Dallas

Eric Gordon 2/21 vs. New Orleans

Randy Foye..... 3/20 vs. Denver

MOST FREE THROWS MADE:

12.....DeMar DeRozan..... 3/13 at Toronto

MOST FREE THROWS ATTEMPTED:

18.....LeBron James..... 12/25 vs. Cleveland

MOST OFFENSIVE REBOUNDS:

11.....Nikola Vucevic 11/22 at Orlando

MOST DEFENSIVE REBOUNDS:

13.....Marcin Gortat..... 3/6 at Washington

MOST TOTAL REBOUNDS:

17.....Nikola Vucevic 11/22 at Orlando

Pau Gasol 1/25 at Chicago

Marcin Gortat..... 3/6 at Washington

DeMarcus Cousins..... 3/7 vs. Sacramento

Andre Drummond..... 4/4 at Detroit

MOST ASSISTS:

17.....Russell Westbrook..... 3/22 at Oklahoma City

MOST STEALS:

7.....Kyle Lowry..... 3/13 at Toronto

MOST TURNOVERS:

8.....DeMarcus Cousins..... 1/16 at Sacramento

MOST BLOCKS:

5.....Rudy Gobert 12/12 at Utah

MOST MINUTES:

46:08.....Rudy Gay..... 3/7 vs. Sacramento

MOST MINUTES (NON-OVERTIME GAME):

44:19.....Michael Carter-Williams... 12/23 vs. Philadelphia

MOST DUNKS:

6.....DeAndre Jordan..... 11/20 vs. L.A. Clippers

MOST CONSECUTIVE POINTS:

14 (2nd & 3rd Q) Monta Ellis, 11/9 at Dallas

MOST POINTS OFF THE BENCH:

29.....Lou Williams..... 4/11 vs. Toronto

TEAM REGULAR SEASON HIGHS (GAME)

MOST POINTS:

115..... 1/3 at Houston

MOST POINTS (NON-OVERTIME GAME):

115..... 1/3 at Houston

LARGEST MARGIN OF VICTORY:

+36 (115-79) 1/3 at Houston

MOST FIELD GOALS MADE:

44..... 2/11 at Cleveland

MOST FIELD GOALS ATTEMPTED:

95..... 1/8 at Portland

BEST FIELD GOAL PERCENTAGE:

.589 (43-73) 12/7 at Memphis

MOST THREE-POINT FIELD GOALS MADE:

17..... 11/4 vs. Houston

12/9 at Phoenix

MOST THREE-POINT FIELD GOALS ATTEMPTED:

37..... 11/4 vs. Houston

BEST THREE-POINT FIELD GOAL PERCENTAGE:

.615 (8-13) 12/7 at Memphis

MOST FREE THROWS MADE:

28..... 12/27 vs. Memphis

3/11 vs. Brooklyn

4/11 vs. Toronto

MOST FREE THROWS ATTEMPTED:

39..... 11/2 vs. Toronto

3/11 vs. Brooklyn

BEST FREE THROW PERCENTAGE:

.941 (16-17) 3/9 vs. Boston

MOST OFFENSIVE REBOUNDS:

21..... 3/22 at Oklahoma City

MOST DEFENSIVE REBOUNDS:

40..... 11/25 vs. Golden State

MOST TOTAL REBOUNDS:

56..... 1/21 at Charlotte

HIGHEST REBOUND MARGIN:

+25 (53-28) 11/12 vs. Indiana

+25 (45-20) 12/5 at Milwaukee

MOST ASSISTS:

33..... 11/14 at Atlanta

MOST FOULS:

31..... 4/11 vs. Toronto

MOST STEALS:

16..... 11/1 at Philadelphia

MOST TURNOVERS:

25..... 11/1 at Philadelphia

12/5 at Milwaukee

MOST BLOCKED SHOTS:

11..... 12/23 vs. Philadelphia

MOST DUNKS:

9..... 11/20 vs. L.A. Clippers

1/20 vs. Oklahoma City

2/11 at Cleveland

MOST POINTS IN THE PAINT:

58..... 4/15 at Philadelphia

MOST SECOND CHANCE POINTS:

27..... 12/10 at Denver

MOST FAST BREAK POINTS:

27..... 1/3 at Houston

MOST POINTS OFF TURNOVERS:

31..... 2/28 vs. Atlanta

MOST POINTS OFF THE BENCH:

60..... 12/5 at Milwaukee

LONGEST CONSECUTIVE SCORING RUN:

23 (3rd & 4th Q) 1/30 vs. Dallas

MOST DOUBLE FIGURE SCORERS:

8..... 11/14 at Atlanta

MOST CHARGES TAKEN:

3..... 3/24 at Milwaukee

2014-15 MIAMI HEAT SEASON LOWS

TEAM REGULAR SEASON LOWS (GAME)

FEWEST POINTS:

72.....1/30 vs. Dallas

FEWEST FIELD GOALS MADE:

27.....12/17 vs. Utah

FEWEST FIELD GOALS ATTEMPTED:

63.....12/29 vs. Orlando

LOWEST FIELD GOAL PERCENTAGE:

.330 (29-88)1/30 vs. Dallas

FEWEST THREE-POINT FIELD GOALS MADE:

1.....1/25 at Chicago

FEWEST THREE-POINT FIELD GOALS ATTEMPTED:

10.....3/18 vs. Portland

4/13 vs. Orlando

LOWEST THREE-POINT FIELD GOAL PERCENTAGE:

.077 (1-13)1/25 at Chicago

FEWEST FREE THROWS MADE:

4.....12/7 at Memphis

FEWEST FREE THROWS ATTEMPTED:

7.....4/9 vs. Chicago

LOWEST FREE THROW PERCENTAGE:

.444 (8-18)11/12 vs. Indiana

FEWEST OFFENSIVE REBOUNDS:

3.....11/23 vs. Charlotte

12/5 at Milwaukee

FEWEST DEFENSIVE REBOUNDS:

17.....12/5 at Milwaukee

FEWEST TOTAL REBOUNDS:

20.....12/5 at Milwaukee

FEWEST ASSISTS:

10.....12/17 vs. Utah

FEWEST FOULS:

10.....2/6 at San Antonio

FEWEST STEALS:

1.....12/10 at Denver

2/3 at Detroit

FEWEST TURNOVERS:

7.....1/21 at Charlotte

2/27 at New Orleans

4/11 vs. Toronto

FEWEST BLOCKED SHOTS:

0.....11/1 at Philadelphia

12/17 vs. Utah

1/23 vs. Indiana

FEWEST DUNKS:

0.....6 times (last: 3/25 at Boston)

FEWEST POINTS IN THE PAINT:

18.....11/4 vs. Houston

FEWEST SECOND CHANCE POINTS:

4.....4 times (last: 1/23 vs. Indiana)

FEWEST FAST BREAK POINTS:

3.....11/30 at New York

12/23 vs. Philadelphia

FEWEST POINTS OFF TURNOVERS:

4.....1/8 at Portland

4/11 vs. Toronto

FEWEST POINTS OFF THE BENCH:

0.....4/15 at Philadelphia

2014-15 OPPONENTS SEASON LOWS

TEAM REGULAR SEASON LOWS (GAME)

FEWEST POINTS:

75.....1/13 at L.A. Lakers

2/1 at Boston

FEWEST FIELD GOALS MADE:

27.....1/21 at Charlotte

FEWEST FIELD GOALS ATTEMPTED:

66.....12/17 vs. Utah

LOWEST FIELD GOAL PERCENTAGE:

.315 (29-92)1/13 at L.A. Lakers

FEWEST THREE-POINT FIELD GOALS MADE:

3.....4 times (last: 1/23 vs. Indiana)

FEWEST THREE-POINT FIELD GOALS ATTEMPTED:

11.....2/4 at Minnesota

LOWEST THREE-POINT FIELD GOAL PERCENTAGE:

.125 (3-24)11/30 at New York

FEWEST FREE THROWS MADE:

6.....12/9 at Phoenix

1/20 vs. Oklahoma City

FEWEST FREE THROWS ATTEMPTED:

9.....12/9 at Phoenix

2/6 at San Antonio

LOWEST FREE THROW PERCENTAGE:

.526 (10-19)3/20 vs. Denver

FEWEST OFFENSIVE REBOUNDS:

3.....11/14 at Atlanta

2/4 at Minnesota

FEWEST DEFENSIVE REBOUNDS:

19.....11/2 vs. Toronto

FEWEST TOTAL REBOUNDS:

27.....11/11 at L.A. Clippers

FEWEST ASSISTS:

11.....11/2 vs. Toronto

12/23 vs. Philadelphia

FEWEST FOULS:

11.....4/9 vs. Chicago

FEWEST STEALS:

3.....4 times (last: 3/18 vs. Portland)

FEWEST TURNOVERS:

7.....1/8 at Portland

4/11 vs. Toronto

FEWEST BLOCKED SHOTS:

0.....11/20 vs. L.A. Clippers

FEWEST DUNKS:

0.....4 times (last: 1/25 at Chicago)

FEWEST POINTS IN THE PAINT:

24.....11/17 at Brooklyn

12/9 at Phoenix

FEWEST SECOND CHANCE POINTS:

2.....12/25 vs. Cleveland

FEWEST FAST BREAK POINTS:

0.....12/21 vs. Boston

2/25 at Orlando

FEWEST POINTS OFF TURNOVERS:

6.....3/18 vs. Portland

FEWEST POINTS OFF THE BENCH:

14.....12/25 vs. Cleveland

TUNE IN TO WATCH YOUR

MIAMI HEAT

• BROADCAST TEAM •



EXCLUSIVELY ON



SUN™

TUNE IN TO THE PRE & POSTGAME SHOWS
A HALF HOUR BEFORE & AFTER EVERY GAME.

FOLLOW US ON TWITTER

 TWITTER - @FOXSPORTSHEAT

FOXSPORTSFLORIDA.COM



MIAMI
HEAT

RECORDS



RECORDS – INDIVIDUAL

GAMES PLAYED

CAREER

Dwyane Wade	781
Udonis Haslem	777
Alonzo Mourning	593
Mario Chalmers	519
Keith Askins	486
Glen Rice	478
Grant Long	472
Bimbo Coles	462
Rony Seikaly	439
Eddie Jones	387

SEASON

82..... Norris Cole	2013-14
82..... Mario Chalmers	2008-09
82..... Ricky Davis	2007-08
82..... Antoine Walker	2005-06
82..... Damon Jones	2004-05
82..... Rafer Alston	2003-04
82..... Brian Grant	2002-03
82..... Bruce Bowen	2000-01
82..... Brian Grant	2000-01
82..... A.C. Green	2000-01
82..... Eric Murdock	1997-98
82..... Isaac Austin	1996-97
82..... Glen Rice	1994-95
82..... Glen Rice	1992-93
82..... Grant Long	1991-92
82..... Bimbo Coles	1990-91
82..... Rory Sparrow	1989-90
82..... Grant Long	1988-89

GAMES STARTED

CAREER

Dwyane Wade	772
Udonis Haslem	498
Glen Rice	461
Alonzo Mourning	458
Rony Seikaly	395
Mario Chalmers	383
Grant Long	375
Eddie Jones	374
Tim Hardaway	367
Chris Bosh	331

SEASON

82..... Mario Chalmers	2008-09
82..... Brian Grant	2002-03
82..... Glen Rice	1994-95
82..... Glen Rice	1992-93
82..... Grant Long	1991-92
81..... Eddie Jones	2003-04
81..... Eddie Jones	2001-02
81..... Tim Hardaway	1997-98
81..... Voshon Lenard	1997-98
81..... Tim Hardaway	1996-97
81..... Glen Rice	1993-94

CONSECUTIVE GAMES PLAYED

Glen Rice	174	(3/8/92-4/1/94)
Grant Long	161	(11/10/90-4/19/92)
Norris Cole	160	(12/6/12-11/20/14)
Isaac Austin	134	(11/1/96-2/17/98)
Grant Long	132	(11/5/88-2/13/90)
Mario Chalmers	128	(10/29/08-1/29/10)
Brian Grant	123	(10/30/02-1/18/04)
Eddie Jones	122	(11/4/03-1/26/05)
P.J. Brown	122	(4/7/98-3/18/00)
Udonis Haslem	113	(1/13/04-3/19/05)

MINUTES PLAYED

CAREER

Dwyane Wade	28,302
Udonis Haslem	20,982
Alonzo Mourning	17,700
Glen Rice	17,059
Grant Long	14,859
Mario Chalmers	14,451
Rony Seikaly	14,208
Eddie Jones	14,097
Tim Hardaway	13,271
Bimbo Coles	11,548

SEASON

3,254..... Anthony Mason	2000-01
3,156..... Eddie Jones	2001-02
3,136..... Tim Hardaway	1996-97
3,082..... Glen Rice	1992-93
3,063..... LeBron James	2010-11
3,063..... Grant Long	1991-92

GAME

59***.. Glen Rice @ PHI	Nov. 20, 1992
55**... Glen Rice @ NJ	Dec. 13, 1993
54**... Bimbo Coles @ NJ	Dec. 13, 1993
54***.. Kevin Edwards vs. DEN	Mar. 10, 1989
53.....	Numerous

(most recently: Mario Chalmers & Udonis Haslem vs. UTA, Mar. 14, 2009)

NON-OVERTIME GAME

48..... Michael Beasley @ PHI	Apr. 15, 2015
48..... James Ennis @ PHI	Apr. 15, 2015
48..... Tyler Johnson @ PHI	Apr. 15, 2015
48..... Henry Walker @ PHI	Apr. 15, 2015
48..... Chris Quinn @ TOR	Mar. 19, 2008
48..... Udonis Haslem @ PHO	Dec. 10, 2007
48..... Jamal Mashburn vs. ATL	May 4, 1999
48..... Jamal Mashburn @ NY	Feb. 1, 1998
48..... Tim Hardaway vs. DET	Apr. 10, 1997
48..... Tim Hardaway @ MIL	Dec. 29, 1996
48..... Keith Askins @ MIL	Dec. 29, 1996
48..... Dan Majerle @ PHO	Nov. 24, 1996
48..... Dan Majerle vs. CHH	Nov. 12, 1996
48..... Bimbo Coles @ ORL	Nov. 11, 1995
48..... Bimbo Coles vs. CLE	Nov. 23, 1994
48..... Glen Rice vs. IND	Nov. 25, 1992
48..... Rony Seikaly @ MIN	Mar. 25, 1992
48..... Rony Seikaly vs. DET	Feb. 22, 1992

** Double Overtime *** Triple Overtime

RECORDS – INDIVIDUAL

POINTS

CAREER

Dwyane Wade	18,812
Alonzo Mourning	9,459
Glen Rice	9,248
LeBron James	7,919
Rony Seikaly	6,742
Udonis Haslem	6,388
Tim Hardaway	6,335
Eddie Jones	6,194
Chris Bosh	5,904
Grant Long	5,473

SEASON

2,386..... Dwyane Wade	2008-09
2,111..... LeBron James	2010-11
2,089..... LeBron James	2013-14
2,045..... Dwyane Wade	2009-10
2,040..... Dwyane Wade	2005-06

GAME

61..... LeBron James vs. CHA	Mar. 3, 2014
56..... Glen Rice vs. ORL	Apr. 15, 1995
55..... Dwyane Wade vs. NY	Apr. 12, 2009
51..... LeBron James @ ORL	Feb. 3, 2011
50***..... Dwyane Wade vs. UTA	Mar. 14, 2009
50..... Dwyane Wade @ ORL	Feb. 22, 2009
50..... Alonzo Mourning vs. WAS	Mar. 29, 1996

1ST HALF

31..... LeBron James @ CLE	Mar. 18, 2014
31..... Dwyane Wade @ IND	Feb. 15, 2011
31..... Sherman Douglas @ DEN	Dec. 27, 1990

2ND HALF

37..... LeBron James vs. CHA	Mar. 3, 2014
------------------------------------	--------------

1ST QUARTER

25..... LeBron James @ CLE	Mar. 18, 2014
----------------------------------	---------------

2ND QUARTER

22..... Mike Miller vs. TOR	Jan. 22, 2011
-----------------------------------	---------------

3RD QUARTER

25..... LeBron James vs. CHA	Mar. 3, 2014
------------------------------------	--------------

4TH QUARTER

24..... Dwyane Wade vs. NY	Feb. 28, 2009
24..... Dwyane Wade vs. CLE	Feb. 1, 2007

OVERTIME TOTAL

15***..... LeBron James vs. SAC	Feb. 26, 2013
---------------------------------------	---------------

1ST OVERTIME (Only)

12..... Dwyane Wade @ PHI	Apr. 14, 2005
---------------------------------	---------------

2ND OVERTIME (Only)

11..... LeBron James vs. SAC	Feb. 26, 2013
------------------------------------	---------------

3RD OVERTIME (Only)

5..... Mario Chalmers @ ATL	Jan. 5, 2012
-----------------------------------	--------------

CONSECUTIVE POINTS

18..... Dwyane Wade vs. CLE (4Q)...	Jan. 21, 2008
-------------------------------------	---------------

POINTS OFF THE BENCH (Single-game):

29..... Voshon Lenard vs. MIL	Dec. 16, 1999
-------------------------------------	---------------

SCORING AVERAGE

CAREER

	GP	PTS	PPG
LeBron James	294	7,919	26.9
Dwyane Wade	781	18,812	24.1
Shaquille O'Neal	205	4,010	19.6
Glen Rice	478	9,248	19.3
Chris Bosh	331	5,904	17.8
Tim Hardaway	367	6,335	17.3
Eddie Jones	387	6,194	16.0
Sherman Douglas	159	2,544	16.0
Alonzo Mourning	593	9,459	16.0
Jamal Mashburn	180	2,835	15.8

SEASON

30.2..... Dwyane Wade	2008-09
27.4..... Dwyane Wade	2006-07
27.2..... Dwyane Wade	2005-06
27.1..... LeBron James	2011-12
27.1..... LeBron James	2013-14

DOUBLE-FIGURE SCORING EFFORTS

CAREER

Dwyane Wade	749
Alonzo Mourning	442
Glen Rice	416
Rony Seikaly	344
Tim Hardaway	315
Eddie Jones	315
Chris Bosh	302
Udonis Haslem	300
LeBron James	294
Grant Long	283

SEASON

79..... LeBron James	2010-11
79..... Dwyane Wade	2008-09
77..... LeBron James	2013-14
77..... Alonzo Mourning	1999-00
77..... Tim Hardaway	1997-98
77..... Glen Rice	1994-95

MOST CONSECUTIVE DOUBLE-FIGURE

SCORING EFFORTS

294..... LeBron James	10/26/10-4/12/14
-----------------------------	------------------

** Double Overtime *** Triple Overtime

RECORDS – INDIVIDUAL

DOUBLE-DOUBLES

CAREER

Rony Seikaly	221
Alonzo Mourning	205
Udonis Haslem	133
Dwyane Wade	119
LeBron James	102
Tim Hardaway	95
Brian Grant	89
Grant Long	86
Shaquille O'Neal	84
P.J. Brown	69

SEASON

53.....Rony Seikaly	1991-92
43.....Shaquille O'Neal	2004-05
43.....Rony Seikaly	1992-93
42.....Alonzo Mourning	1995-96
38.....Alonzo Mourning	1999-00

FIELD GOALS MADE

CAREER

Dwyane Wade	6,785
Glen Rice	3,604
Alonzo Mourning	3,445
LeBron James	2,911
Udonis Haslem	2,591
Rony Seikaly	2,486
Tim Hardaway	2,252
Chris Bosh	2,237
Eddie Jones	2,141
Grant Long	2,011

SEASON

854.....Dwyane Wade	2008-09
767.....LeBron James	2013-14
765.....LeBron James	2012-13
758.....LeBron James	2010-11
719.....Dwyane Wade	2009-10

GAME

22.....LeBron James vs. CHA	Mar. 3, 2014
20.....Glen Rice vs. ORL	Apr. 15, 1995
19**Dwyane Wade vs. SAC	Feb. 26, 2013
19.....Dwyane Wade vs. NY	Apr. 12, 2009
19*** ..Dwyane Wade vs. UTA	Mar. 14, 2009
19.....Alonzo Mourning vs. BOS	Feb. 3, 1996
19.....Glen Rice vs. ORL	Apr. 11, 1992

1ST HALF

14.....LeBron James vs. CHA	Mar. 3, 2014
-----------------------------------	--------------

2ND HALF

14.....Glen Rice vs. ORL	Apr. 11, 1992
--------------------------------	---------------

QUARTER

9 (3)Chris Bosh @ DET	Feb. 3, 2015
9 (2)Dwyane Wade @ ORL	Feb. 8, 2012
9 (4)Dwyane Wade @ CLE	Apr. 1, 2006
9 (1)Alonzo Mourning @ SAC	Dec. 10, 1999

FIELD GOALS ATTEMPTED

CAREER

Dwyane Wade	13,836
Glen Rice	7,844
Alonzo Mourning	6,415
Tim Hardaway	5,498
LeBron James	5,361
Udonis Haslem	5,257
Rony Seikaly	5,152
Eddie Jones	5,004
Chris Bosh	4,468
Grant Long	4,206

SEASON

1,739...Dwyane Wade	2008-09
1,511...Dwyane Wade	2009-10
1,485...LeBron James	2010-11
1,432...Glen Rice	1991-92
1,421...Glen Rice	1993-94

GAME

39*** ..Dwyane Wade vs. UTA	Mar. 14, 2009
36.....Dwyane Wade @ CLE	Apr. 1, 2006
36** ...Glen Rice @ NJ	Dec. 13, 1993
34*Dwyane Wade vs. BOS	Jan. 6, 2010
34.....Alonzo Mourning vs. BOS	Feb. 3, 1996

1ST HALF

20.....Dwyane Wade @ ORL	Feb. 22, 2009
--------------------------------	---------------

2ND HALF

21.....Dwyane Wade vs. CLE	Jan. 21, 2008
21.....Glen Rice vs. ORL	Apr. 11, 1992

QUARTER

15 (4) ...Dwyane Wade @ CLE	Apr. 1, 2006
-----------------------------------	--------------

FIELD GOAL %

CAREER (1,000 FGM MIN.)

	FGM	FGA	PCT
Shaquille O'Neal	1,612	2,703	59.6%
LeBron James	2,911	5,361	54.3%
Alonzo Mourning	3,445	6,415	53.7%
Chris Bosh	2,237	4,468	50.1%
Sherman Douglas	1,011	2,024	50.0%
Udonis Haslem	2,591	5,257	49.3%
Dwyane Wade	6,785	13,836	49.0%
Rony Seikaly	2,486	5,152	48.3%
Brian Grant	1,403	2,909	48.2%
Grant Long	2,011	4,206	47.8%

SEASON (200 FGM MIN.)

62.8% ...Hassan Whiteside	2014-15
60.1% ...Shaquille O'Neal	2004-05
60.0% ...Shaquille O'Neal	2005-06
57.4% ...Matt Geiger	1993-94
56.7% ...LeBron James	2013-14

* Overtime ** Double Overtime *** Triple Overtime

RECORDS – INDIVIDUAL

FREE THROWS MADE

CAREER

Dwyane Wade	4,863
Alonzo Mourning	2,558
Rony Seikaly	1,766
LeBron James	1,732
Grant Long	1,437
Glen Rice	1,332
Chris Bosh	1,256
Udonis Haslem	1,204
Eddie Jones	1,200
Tim Hardaway	1,025

SEASON

629..... Dwyane Wade	2005-06
590..... Dwyane Wade	2008-09
581..... Dwyane Wade	2004-05
534..... Dwyane Wade	2009-10
503..... LeBron James	2010-11

GAME

23..... Dwyane Wade vs. CLE	Feb. 1, 2007
21..... Dwyane Wade @ UTA	Jan. 13, 2007
20..... Dwyane Wade @ ATL	Dec. 19, 2007
18*..... Dwyane Wade @ SAC	Jan. 9, 2009
18..... Dwyane Wade vs. MIN	Dec. 17, 2007
18..... Dwyane Wade @ WAS	Dec. 30, 2005
18..... Dwyane Wade vs. PHI	Mar. 7, 2005

1ST HALF

12..... Alonzo Mourning vs. NJ	Feb. 23, 2000
--------------------------------------	---------------

2ND HALF

16..... Dwyane Wade vs. CLE	Feb. 1, 2007
-----------------------------------	--------------

QUARTER

14 (4)..... Dwyane Wade vs. CLE	Feb. 1, 2007
---------------------------------------	--------------

CONSECUTIVE FREE THROWS MADE

50..... Glen Rice.....	Jan. 29, 1994-Feb. 25, 1994
(13 games)	

FREE THROW %

CAREER (400 FTM MIN.)

	FTM	FTA	PCT
Glen Rice	1,332	1,595	83.5%
Eddie Jones	1,200	1,445	83.0%
Chris Bosh	1,256	1,556	80.7%
Caron Butler	442	551	80.2%
Steve Smith	542	676	80.2%
Tim Hardaway	1,025	1,279	80.1%
Bimbo Coles	850	1,061	80.1%
Kevin Edwards	735	921	79.8%
Brian Grant.....	627	788	79.6%
Michael Beasley	459	586	78.3%

SEASON (140 FTA MIN.)

88.6% ..Ray Allen.....	2012-13
88.0% ..Glen Rice.....	1993-94
85.5% ..Glen Rice.....	1994-95
84.8% ..Kevin Edwards	1991-92
84.4% ..Eddie Jones.....	2000-01
84.4% ..Kevin Edwards	1992-93

FREE THROWS ATTEMPTED

CAREER

Dwyane Wade	6,354
Alonzo Mourning	3,896
Rony Seikaly	2,669
LeBron James	2,286
Grant Long	1,870
Shaquille O'Neal	1,708
Glen Rice	1,595
Udonis Haslem	1,590
Chris Bosh	1,556
Eddie Jones	1,445

SEASON

803..... Dwyane Wade	2005-06
771..... Dwyane Wade	2008-09
765..... Shaquille O'Neal	2004-05
762..... Dwyane Wade	2004-05
712..... Alonzo Mourning	1995-96

GAME

28*..... Shaquille O'Neal @ LAC	Jan. 14, 2005
26..... Rony Seikaly vs. DAL	Nov. 14, 1990
24*..... Dwyane Wade @ SAC	Jan. 9, 2009
24..... Dwyane Wade vs. CLE	Feb. 1, 2007
24..... Alonzo Mourning vs. NJ	Feb. 23, 2000

1ST HALF

18..... Rony Seikaly vs. DAL	Nov. 14, 1990
------------------------------------	---------------


2ND HALF

19..... Dwyane Wade @ CHA.....	Nov. 25, 2006
--------------------------------	---------------

QUARTER

15 (4)..... Dwyane Wade vs. CLE	Feb. 1, 2007
15 (4)..... Dwyane Wade @ HOU.....	Jan. 29, 2006

* Overtime



Glen Rice is Miami's all-time leader in free throw percentage.

RECORDS – INDIVIDUAL

3-PT. FIELD GOALS MADE

CAREER

Tim Hardaway	806
Eddie Jones	712
Glen Rice	708
Mario Chalmers	656
Voshon Lenard	473
Dan Majerle	414
Dwyane Wade	379
LeBron James	365
Jason Williams	304
James Jones	283

SEASON

225.... Damon Jones	2004-05
203.... Tim Hardaway	1996-97
189.... Tim Hardaway	2000-01
185.... Glen Rice	1994-95
183.... Voshon Lenard	1996-97

GAME

10..... Mario Chalmers @ SAC	Jan. 12, 2013
10..... Brian Shaw @ MIL	Apr. 8, 1993
9..... Ricky Davis @ WAS	Apr. 4, 2008
9..... Dan Majerle @ MIN	Jan. 11, 2000
9..... Rex Chapman vs. CHI	Feb. 23, 1996

1ST HALF

6..... LeBron James @ CLE	Mar. 18, 2014
6..... LeBron James @ NOH	Mar. 29, 2013
6..... Quentin Richardson vs. CHA	Mar. 20, 2010
6..... Daequan Cook @ MIL	Jan. 14, 2009
6..... Tim Hardaway @ ATL	Nov. 15, 1996
6..... Rex Chapman vs. CHI	Feb. 23, 1996
6..... Brian Shaw @ MIL	Apr. 8, 1993

2ND HALF

6..... Mike Miller vs. SA	Jan. 17, 2012
6..... Mike Bibby @ CLE	Mar. 29, 2011
6..... Ricky Davis @ WAS	Apr. 4, 2008
6..... Dan Majerle @ MIN	Jan. 11, 2000

QUARTER

6 (1).... Brian Shaw @ MIL	Apr. 8, 1993
----------------------------------	--------------

3-PT. FIELD GOAL %

CAREER (100 3-PT. FGM MIN.)

	FGM	FGA	PCT
Jason Kapono	129	263	49.0%
Jon Sundvold	108	228	47.4%
Damon Jones	225	521	43.2%
Mike Miller	169	410	41.2%
James Jones	283	694	40.8%
Ricky Davis	136	334	40.7%
Voshon Lenard	473	1,184	39.9%
Ray Allen	255	641	39.8%
Quentin Richardson	142	358	39.7%
Chris Quinn	140	353	39.7%

SEASON (40 3-PT. FGM MIN.)

52.2% ...Jon Sundvold	1988-89
51.4% ...Jason Kapono	2006-07
46.3% ...Rasual Butler	2003-04
45.5% ...Walt Williams	1995-96
45.5% ...Mike Bibby	2010-11

3-PT. FIELD GOALS ATTEMPTED

CAREER

Tim Hardaway	2,263
Eddie Jones	1,870
Glen Rice	1,832
Mario Chalmers	1,813
Dwyane Wade	1,313
Voshon Lenard	1,184
Dan Majerle	1,184
LeBron James	988
Jason Williams	858
Keith Askins	774

SEASON

590.... Tim Hardaway	1996-97
521.... Damon Jones	2004-05
517.... Tim Hardaway	2000-01
479.... Eddie Jones	2003-04
442.... Tim Hardaway	1997-98
442.... Voshon Lenard	1996-97

GAME

15..... Brian Shaw @ MIL	Apr. 8, 1993
14..... Tim Hardaway vs. NY	Feb. 4, 2001
14..... Tim Hardaway vs. GS	Mar. 19, 1997
13..... Numerous	

(most recently: Eddie Jones vs. BOS, Jan. 20, 2004)

1ST HALF

10..... Jason Williams vs. ORL	Mar. 14, 2008
--------------------------------------	---------------

2ND HALF

10..... Daequan Cook @ ATL	Feb. 27, 2009
10..... Tim Hardaway vs. GS	Mar. 19, 1997

QUARTER

9 (1).... Brian Shaw @ MIL	Apr. 8, 1993
----------------------------------	--------------

MOST CONSECUTIVE GAMES WITH A 3-PT. FIELD GOAL MADE

Rafer Alston	49	(1/7/04-4/14/04, 1/8/10)
Tim Hardaway	33	(4/8/98-4/1/99)
Tim Hardaway	33	(12/20/97-2/26/98)
Eddie Jones	32	(1/4/02-3/9/02)
Dan Majerle	32	(11/12/99-1/18/00)
Rex Chapman	25	(1/22/96-3/12/96)
Eddie Jones	22	(1/20/03-11/14/03)
Jason Williams	21	(11/26/06-1/24/06)
Damon Jones	21	(2/5/05-3/22/05)
Dan Majerle	21	(11/8/96-12/17/96)
Glen Rice	21	(11/26/91-12/26/91)

RECORDS – INDIVIDUAL

TOTAL REBOUNDS

CAREER

Udonis Haslem.....	5,590
Alonzo Mourning.....	4,807
Rony Seikaly.....	4,544
Dwyane Wade.....	3,824
Grant Long.....	3,281
Brian Grant.....	2,654
Chris Bosh.....	2,426
Glen Rice.....	2,363
P.J. Brown.....	2,251
LeBron James.....	2,225

SEASON

934..... Rony Seikaly.....	1991-92
846..... Rony Seikaly.....	1992-93
837..... Brian Grant.....	2002-03
776..... Lamar Odom.....	2003-04
770..... Anthony Mason.....	2000-01

GAME

34..... Rony Seikaly vs. WAS.....	Mar. 3, 1993
25..... Hassan Whiteside vs. LAL.....	Mar. 4, 2015
24..... Hassan Whiteside vs. ATL.....	Feb. 28, 2015
24..... Hassan Whiteside vs. DAL.....	Jan. 30, 2015
24..... Kevin Willis vs. MIL.....	Dec. 21, 1994
24..... Rony Seikaly vs. CLE.....	Dec. 11, 1991

1ST HALF

16..... Hassan Whiteside vs. DAL.....	Jan. 30, 2015
16..... Kevin Willis vs. BOS.....	Feb. 3, 1996

2ND HALF

19..... Rony Seikaly vs. WAS.....	Mar. 3, 1993
-----------------------------------	--------------

QUARTER

14 (1)..... Hassan Whiteside vs. DAL.....	Jan. 30, 2015
---	---------------

DEFENSIVE REBOUNDS

CAREER

Udonis Haslem.....	4,008
Alonzo Mourning.....	3,302
Rony Seikaly.....	3,070
Dwyane Wade.....	2,831
Grant Long.....	2,013
Chris Bosh.....	1,916
LeBron James.....	1,873
Brian Grant.....	1,854
Glen Rice.....	1,827
Eddie Jones.....	1,474

SEASON

627..... Rony Seikaly.....	1991-92
616..... Lamar Odom.....	2003-04
601..... Anthony Mason.....	2000-01
596..... Brian Grant.....	2002-03
587..... Rony Seikaly.....	1992-93

OFFENSIVE REBOUNDS

CAREER

Udonis Haslem.....	1,582
Alonzo Mourning.....	1,505
Rony Seikaly.....	1,474
Grant Long.....	1,268
Dwyane Wade.....	993
P.J. Brown.....	805
Brian Grant.....	800
Shaquille O'Neal.....	621
Billy Thompson.....	599
Glen Rice.....	536

SEASON

307..... Rony Seikaly.....	1991-92
259..... Rony Seikaly.....	1992-93
259..... Grant Long.....	1991-92
253..... Shaquille O'Neal.....	2004-05
253..... Rony Seikaly.....	1989-90

GAME

12..... Grant Long vs. SA.....	Feb. 26, 1993
12..... Billy Thompson vs. GS.....	Apr. 4, 1990
11..... Kevin Willis @ CHH.....	Dec. 23, 1995
11..... Rony Seikaly vs. CLE.....	Dec. 11, 1991
11..... Billy Thompson vs. DAL.....	Mar. 23, 1990
11..... Billy Thompson vs. MIN.....	Nov. 29, 1989

1ST HALF

8..... Alonzo Mourning vs. IND.....	Dec. 17, 1996
8..... Rony Seikaly vs. DAL.....	Nov. 14, 1990

2ND HALF

8..... Grant Long vs. SA.....	Feb. 26, 1993
-------------------------------	---------------

QUARTER

7 (1)..... Rony Seikaly vs. DAL.....	Nov. 14, 1990
--------------------------------------	---------------

GAME

26..... Rony Seikaly vs. WAS.....	Mar. 3, 1993
19..... Hassan Whiteside vs. LAL.....	Mar. 4, 2015
19..... Rony Seikaly vs. SEA.....	Jan. 29, 1992
17..... Alonzo Mourning vs. CHH.....	Jan. 19, 1996
17..... Kevin Willis vs. MIL.....	Dec. 21, 1994
17..... Rony Seikaly vs. LAC.....	Mar. 3, 1992

1ST HALF

12..... Alonzo Mourning vs. NJ.....	Jan. 8, 2000
-------------------------------------	--------------

2ND HALF

16..... Rony Seikaly vs. WAS.....	Mar. 3, 1993
-----------------------------------	--------------

QUARTER

8 (3)..... Hassan Whiteside vs. PHI.....	Feb. 23, 2015
8 (1)..... Hassan Whiteside vs. DAL.....	Jan. 30, 2015
8 (2)..... Shandon Anderson vs. MIL.....	Mar. 14, 2005
8 (1)..... Caron Butler @ CHI.....	Apr. 3, 2004
8 (1)..... Lamar Odom vs. GS.....	Dec. 21, 2003
8 (1)..... Duane Causwell vs. CHH.....	Apr. 4, 1998
8 (2)..... Isaac Austin vs. TOR.....	Nov. 22, 1997
8 (1)..... Rony Seikaly vs. WAS.....	Mar. 3, 1993
8 (4)..... Alec Kessler vs. WAS.....	Apr. 7, 1992

RECORDS – INDIVIDUAL

ASSISTS

CAREER

Dwyane Wade	4,600
Tim Hardaway	2,867
Mario Chalmers	1,985
LeBron James	1,980
Bimbo Coles	1,961
Sherman Douglas	1,262
Eddie Jones	1,152
Kevin Edwards	1,131
Glen Rice	1,067
Anthony Carter	1,063

SEASON

695.... Tim Hardaway	1996-97
672.... Tim Hardaway	1997-98
624.... Sherman Douglas	1990-91
619.... Sherman Douglas	1989-90
589.... Dwyane Wade	2008-09

GAME

19..... Tim Hardaway @ MIL	Apr. 19, 1996
17..... Sherman Douglas @ ATL	Feb. 26, 1990
16**... LeBron James vs. SAC	Feb. 26, 2013
16..... Dwyane Wade vs. PHO	Mar. 4, 2009
16..... Dwyane Wade vs. DET	Feb. 24, 2009
16..... Tim Hardaway @ DET	Mar. 4, 1997
16..... Tim Hardaway @ DET	Mar. 30, 1996
16..... Sherman Douglas @ ORL	Feb. 2, 1991

1ST HALF

13..... Jason Williams @ MEM	Dec. 12, 2006
------------------------------------	---------------

2ND HALF

11..... Brian Shaw vs. CLE	Mar. 19, 1994
----------------------------------	---------------

QUARTER

9 (1).... Sherman Douglas @ PHO	Mar. 16, 1990
--------------------------------------	---------------

BLOCKED SHOTS

CAREER

Alonzo Mourning	1,625
Dwyane Wade	717
Rony Seikaly	610
Joel Anthony	456
Shaquille O'Neal	384
P.J. Brown	305
Chris Bosh	298
Eddie Jones	246
Udonis Haslem	244
Billy Thompson	242

SEASON

294.... Alonzo Mourning	1999-00
189.... Alonzo Mourning	1996-97
189.... Alonzo Mourning	1995-96
186.... Alonzo Mourning	2001-02
178.... Alonzo Mourning	2006-07

GAME

12..... Hassan Whiteside @ CHI	Jan. 25, 2015
9..... Alonzo Mourning vs. NY	Nov. 28, 2005
9..... Alonzo Mourning vs. HOU	Jan. 6, 2000
9..... Alonzo Mourning vs. CHH	Dec. 18, 1999
9..... Alonzo Mourning @ CLE	Apr. 19, 1999
9..... Alonzo Mourning @ NJ	Apr. 3, 1999
9..... Alonzo Mourning vs. BOS	Dec. 6, 1995

1ST HALF

7..... Alonzo Mourning vs. CHH	Dec. 18, 1999
-------------------------------------	---------------

2ND HALF

7..... Hassan Whiteside @ CHI	Jan. 25, 2015
-------------------------------------	---------------

QUARTER

6 (3).... Alonzo Mourning vs. NY	Nov. 28, 2005
6 (2).... Alonzo Mourning @ PHI	Feb. 18, 1997

MOST CONSECUTIVE GAMES WITH AT LEAST

ONE BLOCK

60..... Alonzo Mourning	3/10/99-1/8/00
-------------------------------	----------------

STEALS

CAREER

Dwyane Wade	1,335
Mario Chalmers	783
Grant Long	666
Glen Rice	572
Kevin Edwards	560
Tim Hardaway	541
Eddie Jones	515
LeBron James	489
Bimbo Coles	458
Udonis Haslem	411

SEASON

173.... Dwyane Wade	2008-09
160.... Mario Chalmers	2008-09
151.... Tim Hardaway	1996-97
146.... Dwyane Wade	2005-06
145.... Sherman Douglas	1989-90

GAME

9..... Mario Chalmers vs. PHI	Nov. 5, 2008
8..... Mario Chalmers @ NY	Feb. 20, 2015
8..... Dwyane Wade vs. DAL	Nov. 15, 2013
8..... Tim Hardaway vs. ATL	Dec. 20, 1997
7..... Dwyane Wade vs. CLE	Mar. 2, 2009
7..... Caron Butler @ DEN	Jan. 8, 2003
7..... Eddie Jones @ MIL	Feb. 15, 2002
7..... Bimbo Coles @ PHI	Feb. 25, 1994

1ST HALF

6..... Mario Chalmers @ MIL	Dec. 5, 2014
6..... Grant Long vs. PHI	Jan. 20, 1993

2ND HALF

6..... Jason Williams vs. IND	Jan. 26, 2008
6..... Caron Butler @ DEN	Jan. 8, 2003

QUARTER

5 (3).... Tim Hardaway vs. ATL	Dec. 20, 1997
--------------------------------------	---------------

MOST CONSECUTIVE GAMES WITH AT LEAST

ONE STEAL

27..... Sherman Douglas	1/7/90-3/5/90
-------------------------------	---------------

** Double Overtime

RECORDS – INDIVIDUAL

TURNOVERS

CAREER

Dwyane Wade	2,679
Alonzo Mourning	1,478
Rony Seikaly	1,255
Tim Hardaway	1,003
LeBron James	993
Mario Chalmers	975
Grant Long	943
Glen Rice	864
Udonis Haslem	785
Kevin Edwards	784

SEASON

321..... Dwyane Wade.....	2004-05
284..... LeBron James	2010-11
272..... Dwyane Wade.....	2008-09
270..... LeBron James	2013-14
270..... Sherman Douglas.....	1990-91

GAME

12..... Dwyane Wade vs. CLE	Feb. 1, 2007
11..... Kevin Edwards @ POR	Jan. 3, 1989
10..... Dwyane Wade @ CHI	Mar. 18, 2006
10..... Dwyane Wade @ IND	Nov. 9, 2005
10..... Dwyane Wade @ NJ	Feb. 28, 2004
10..... Alonzo Mourning vs. PHI	Feb. 25, 1996
10..... Rony Seikaly @ BOS	Mar. 13, 1994
10..... Sherman Douglas @ CLE	Apr. 14, 1990

1ST HALF

7..... Dwyane Wade vs. CLE	Feb. 1, 2007
7..... Dwyane Wade @ NOK	Jan. 4, 2006
7..... Alonzo Mourning vs. PHI	Feb. 25, 1996

2ND HALF

8..... Dwyane Wade vs. LAL	Feb. 10, 2008
----------------------------------	---------------

QUARTER

5 (3)..... LeBron James vs. TOR	Mar. 31, 2014
5 (1)..... LeBron James @ PHI	Oct. 27, 2010
5 (2)..... Lamar Odom vs. WAS	Dec. 23, 2004
5 (1)..... Jamal Mashburn vs. SAC	Nov. 29, 1999

DISQUALIFICATIONS

CAREER

Grant Long	50
Alonzo Mourning	41
Rony Seikaly	31
Brian Grant	23
P.J. Brown	22
Shaquille O'Neal	16
John Salley	16
Keith Askins	15
Udonis Haslem	14
Eddie Jones	14

SEASON

13..... Grant Long	1988-89
11..... Grant Long	1989-90
10..... Grant Long	1990-91
9..... P.J. Brown	1997-98
9..... Alonzo Mourning	1996-97

PERSONAL FOULS

CAREER

Udonis Haslem	1,978
Alonzo Mourning	1,960
Dwyane Wade	1,858
Grant Long	1,699
Rony Seikaly	1,546
Mario Chalmers	1,396
Glen Rice	1,174
Eddie Jones	1,125
Keith Askins	1,094
Brian Grant	1,083

SEASON

337..... Grant Long	1988-89
308..... Alonzo Mourning.....	1999-00
300..... Brian Grant.....	2002-03
300..... Grant Long	1989-90
295..... Grant Long	1990-91

GAME

6.....	Numerous
(most recently: Goran Dragic vs. TOR, Apr. 11, 2015)	

1ST HALF

5..... Matt Geiger @ LAL.....	Jan. 10, 1993
-------------------------------	---------------

2ND HALF

6.....	Numerous
(most recently: Mario Chalmers @ NJ, Mar. 20, 2009)	

QUARTER

6 (4)..... Stacey King vs. TOR	Mar. 8, 1996
6 (4)..... Matt Geiger @ POR.....	Jan. 14, 1994

ABBREVIATIONS

ATL	Atlanta Hawks
BKN	Brooklyn Nets
BOS	Boston Celtics
CHA	Charlotte Bobcats
CHH	Charlotte Hornets
CHI	Chicago Bulls
CLE	Cleveland Cavaliers
DAL	Dallas Mavericks
DEN	Denver Nuggets
DET	Detroit Pistons
GS	Golden State Warriors
HOU	Houston Rockets
IND	Indiana Pacers
LAC	Los Angeles Clippers
LAL	Los Angeles Lakers
MEM	Memphis Grizzlies
MIL	Milwaukee Bucks
MIN	Minnesota Timberwolves
NJ	New Jersey Nets
NOH	New Orleans Hornets
NOK	New Orleans/Oklahoma City Hornets
NY	New York Knicks
OKC	Oklahoma City Thunder
ORL	Orlando Magic
PHI	Philadelphia 76ers
PHO	Phoenix Suns
POR	Portland Trail Blazers
SAC	Sacramento Kings
SA	San Antonio Spurs
SEA	Seattle SuperSonics
TOR	Toronto Raptors
UTA	Utah Jazz
WAS	Washington Wizards

RECORDS – HEAT

POINTS

SEASON

HIGHS

8,608.....	1991-92
8,495.....	1992-93
8,475.....	1993-94
8,436.....	2012-13
8,380.....	2013-14

LOWS

4,449^.....	1998-99
6,500~.....	2011-12
7,016.....	2002-03
7,150.....	2001-02
7,289.....	2000-01

GAME

HIGHS

141**.....	vs. Sacramento.....	Feb. 26, 2013
141.....	vs. Denver.....	Feb. 14, 1991
140***.....	vs. Utah.....	Mar. 14, 2009
135.....	vs. Phoenix.....	Mar. 4, 2009
134.....	vs. Milwaukee.....	Jan. 15, 1992
134.....	@ New Jersey.....	Feb. 6, 1991

LOWS

54.....	@ Toronto.....	Mar. 19, 2008
56.....	vs. Utah.....	Dec. 18, 2001
56.....	@ Charlotte Hornets.....	Dec. 20, 2000
62.....	@ Boston.....	Mar. 30, 2008
62.....	@ Boston.....	Apr. 2, 2003
62.....	@ Detroit.....	Feb. 17, 2003

1ST HALF

HIGH

75.....	vs. L.A. Clippers.....	Nov. 19, 1997
---------	------------------------	---------------

LOW

22.....	@ Portland.....	Dec. 6, 2002
---------	-----------------	--------------

2ND HALF

HIGH

76.....	vs. Milwaukee.....	Jan. 15, 1992
76.....	vs. Denver.....	Feb. 14, 1991

LOW

19.....	@ Orlando.....	Mar. 26, 2000
---------	----------------	---------------

1ST QUARTER

HIGH

45.....	vs. L.A. Clippers.....	Nov. 19, 1997
---------	------------------------	---------------

LOW

8.....	@ Orlando.....	Apr. 22, 1999
--------	----------------	---------------

2ND QUARTER

HIGH

43.....	@ Washington.....	Feb. 25, 2011
---------	-------------------	---------------

LOW

7.....	@ Charlotte Hornets.....	Dec. 23, 1995
--------	--------------------------	---------------

3RD QUARTER

HIGH

47.....	@ Boston.....	Apr. 12, 1990
---------	---------------	---------------

LOW

7.....	vs. Toronto.....	Feb. 13, 1996
7.....	vs. Philadelphia.....	Jan. 20, 1993

4TH QUARTER

HIGH

48.....	@ New York.....	Mar. 2, 1989
---------	-----------------	--------------

LOW

7.....	@ Orlando.....	Mar. 26, 2000
--------	----------------	---------------

OVERTIME TOTAL

HIGH

33***.....	vs. Utah.....	Mar. 14, 2009
------------	---------------	---------------

LOW

2*.....	@ Chicago.....	Apr. 12, 2012
---------	----------------	---------------

1ST OVERTIME (Only)

HIGH

21.....	@ New York.....	Feb. 9, 2005
---------	-----------------	--------------

21.....	@ Phoenix.....	Dec. 2, 2002
---------	----------------	--------------

LOW

2.....	@ Chicago.....	Apr. 12, 2012
--------	----------------	---------------

2ND OVERTIME (Only)

HIGH

22.....	vs. Milwaukee.....	Dec. 21, 1994
---------	--------------------	---------------

LOW

5.....	@ Boston.....	Jan. 27, 2013
--------	---------------	---------------

3RD OVERTIME (Only)

HIGH

15.....	vs. Utah.....	Mar. 14, 2009
---------	---------------	---------------

LOW

7.....	@ Atlanta.....	Jan. 5, 2012
--------	----------------	--------------

7.....	@ Philadelphia.....	Nov. 20, 1992
--------	---------------------	---------------

MOST CONSECUTIVE POINTS

27.....	vs. New York.....	Jan. 22, 2007
---------	-------------------	---------------

MOST BENCH POINTS

75.....	vs. Denver.....	Feb. 14, 1991
---------	-----------------	---------------

^ 50-Game Season

~ 66-Game Season

** Double Overtime

*** Triple Overtime

RECORDS – HEAT

FIELD GOALS MADE

SEASON

HIGHS

3,383.....	1989-90
3,280.....	1990-91
3,256.....	1991-92
3,221.....	1988-89
3,197.....	1993-94

LOWS

1,616^.....	1998-99
2,446~.....	2011-12
2,688.....	2002-03
2,694.....	2000-01
2,729.....	2003-04

GAME

HIGHS

56**.....vs. Sacramento.....	Feb. 26, 2013
56.....vs. Denver.....	Feb. 14, 1991
54**.....vs. Denver.....	Mar. 10, 1989
53.....vs. Milwaukee.....	Jan. 15, 1992
53.....@ New Jersey.....	Feb. 6, 1991
53.....vs. New York.....	Feb. 23, 1990

LOWS

17.....@ Boston.....	Mar. 30, 2008
19.....@ Charlotte Hornets.....	Dec. 20, 2000
20.....@ Toronto.....	Mar. 19, 2008
22.....@ Charlotte Bobcats.....	Jan. 20, 2010
22.....@ New York.....	Dec. 30, 2003

1ST HALF

HIGH

32.....@ Phoenix.....	Dec. 10, 2007
-----------------------	---------------

LOW

7.....@ Boston.....	Mar. 30, 2008
---------------------	---------------

2ND HALF

HIGH

30.....vs. Milwaukee.....	Jan. 15, 1992
---------------------------	---------------

LOW

5.....@ Orlando.....	Mar. 26, 2000
----------------------	---------------

QUARTER

HIGH

19 (1).....@ Phoenix.....	Dec. 10, 2007
---------------------------	---------------

LOW

2 (4).....@ L.A. Clippers.....	Jan. 11, 2012
2 (4).....@ Golden State.....	Jan. 10, 2012
2 (1).....vs. Seattle.....	Nov. 7, 2006
2 (4).....vs. Toronto.....	Mar. 2, 2004
2 (4).....vs. Indiana.....	Jan. 5, 2004
2 (4).....@ Cleveland.....	Mar. 11, 2003
2 (4).....@ Orlando.....	Mar. 26, 2000
2 (4).....vs. Phoenix.....	Jan. 30, 1998
2 (4).....@ Portland.....	Jan. 13, 1998
2 (3).....vs. Philadelphia.....	Jan. 20, 1993

FIELD GOALS ATTEMPTED

SEASON

HIGHS

7,345.....	1989-90
7,139.....	1990-91
7,116.....	1988-89
7,061.....	1991-92
6,896.....	1993-94

LOWS

3,565^.....	1998-99
5,212~.....	2011-12
6,235.....	1996-97
6,258.....	2000-01
6,272.....	2013-14

GAME

HIGHS

113**.....@ New York.....	Mar. 14, 1991
112**.....vs. Denver.....	Feb. 15, 1993
111.....vs. Golden State.....	Apr. 4, 1990
109***.....@ Philadelphia.....	Nov. 20, 1992
109.....vs. Denver.....	Feb. 14, 1991

LOWS

56.....vs. Utah.....	Dec. 1, 2000
58.....@ Cleveland.....	Apr. 19, 1999
59.....@ Boston.....	Mar. 30, 2008
59.....vs. Atlanta.....	Nov. 21, 2007
59.....vs. Washington.....	Mar. 16, 1999

1ST HALF

HIGH

56.....@ Washington.....	Mar. 29, 1995
56.....@ Golden State.....	Feb. 29, 1992
56.....vs. L.A. Clippers.....	Nov. 5, 1988

LOW

27.....@ Atlanta.....	Dec. 19, 2007
-----------------------	---------------

2ND HALF

HIGH

59.....vs. Boston.....	Dec. 15, 1990
------------------------	---------------

LOW

22.....vs. New York.....	Apr. 2, 2013
--------------------------	--------------

QUARTER

HIGH

34 (4).....vs. Boston.....	Dec. 15, 1990
34 (3).....vs. Utah.....	Mar. 3, 1989

LOW

8 (4).....vs. Sacramento.....	Dec. 7, 1988
-------------------------------	--------------

^ 50-Game Season ~ 66-Game Season ** Double Overtime *** Triple Overtime

RECORDS – HEAT

FIELD GOAL %

SEASON

HIGHS

50.1%	2013-14
49.6%	2012-13
48.6%	2004-05
48.1%	2010-11
47.8%	2005-06

LOWS

41.2%	2002-03
42.5%	2003-04
43.0%	2000-01
43.9%	2001-02
44.3%	2007-08

GAME

HIGHS

63.4%	vs. UTA (45-71)	Dec. 16, 2013
63.2%	vs. PHO (48-76)	Jan. 27, 1997
62.4%	@ NJ (53-85)	Feb. 6, 1991
62.4%	vs. NY (53-85)	Feb. 23, 1990
62.2%	vs. MIN (46-74)	Mar. 28, 2003

LOWS

25.6%	@ TOR (20-78)	Mar. 19, 2008
27.7%	vs. UTA (23-83)	Dec. 18, 2001
28.3%	vs. SA (26-92)	Feb. 1, 2003
28.8%	@ BOS (17-59)	Mar. 30, 2008
28.9%	@ CHA (22-76)	Jan. 20, 2010

1ST HALF

HIGH

74.4%	vs. WAS (29-39)	Feb. 21, 1994
-------------	-----------------------	---------------

LOW

22.2%	vs. UTA (10-45)	Dec. 18, 2001
-------------	-----------------------	---------------

2ND HALF

HIGH

75.0%	@ MIL (21-28)	Nov. 17, 2004
-------------	---------------------	---------------

LOW

14.7%	@ ORL (5-34)	Mar. 26, 2000
-------------	--------------------	---------------

1ST QUARTER

HIGH

85.7%	vs. MIL (12-14)	Apr. 12, 1993
-------------	-----------------------	---------------

LOW

10.0%	vs. SEA (2-20)	Nov. 7, 2006
-------------	----------------------	--------------

2ND QUARTER

HIGH

84.2%	vs. BOS (16-19)	Apr. 12, 2013
-------------	-----------------------	---------------

84.2%	vs. IND (16-19)	Jan. 18, 2007
-------------	-----------------------	---------------

LOW

14.3%	vs. IND (4-28)	Mar. 27, 2006
-------------	----------------------	---------------

14.3%	@ MIL (3-21)	Apr. 14, 1999
-------------	--------------------	---------------

3RD QUARTER

HIGH

88.0%	@ BOS (22-25)	Apr. 12, 1990
-------------	---------------------	---------------

LOW

10.5%	vs. TOR (2-19)	Feb. 13, 1996
-------------	----------------------	---------------

4TH QUARTER

HIGH

85.0%	vs. MIL (17-20)	Jan. 15, 1992
-------------	-----------------------	---------------

LOW

7.7%	vs. UTA (1-13)	Dec. 1, 2000
------------	----------------------	--------------

FREE THROW %

SEASON

HIGHS

79.0%	1991-92
78.5%	1993-94
77.5%~	2011-12
77.1%	1992-93
76.9%	2010-11

LOWS

67.2%	2004-05
68.7%	1989-90
69.0%	2006-07
70.0%	2005-06
70.2%	1988-89

GAME

HIGHS

100%	Numerous
(most recently: 12-12, vs. San Antonio, Mar. 31, 2015)	

LOWS

23.1%	@ LAL (3-13)	Apr. 5, 1991
-------------	--------------------	--------------

30.8%	@ IND (4-13)	Nov. 2, 2007
-------------	--------------------	--------------

37.0%	@ CHA (10-27)	Feb. 11, 2005
-------------	---------------------	---------------

40.0%	vs. MIN (4-10)	Feb. 18, 2009
-------------	----------------------	---------------

40.0%	vs. WAS (10-25)	Mar. 11, 2007
-------------	-----------------------	---------------

40.0%	vs. TOR (10-25)	Feb. 27, 2006
-------------	-----------------------	---------------

40.0%	vs. MEM (6-15)	Dec. 28, 2001
-------------	----------------------	---------------

~ 66-Game Season

RECORDS – HEAT

FREE THROWS MADE SEASON

HIGHS

1,908.....	1992-93
1,839.....	1991-92
1,760.....	2010-11
1,744.....	1993-94
1,658.....	2004-05

LOWS

928^.....	1998-99
1,236.....	2001-02
1,238~.....	2011-12
1,292.....	2002-03
1,345.....	1999-00

GAME

HIGHS

47.....@ Dallas.....	Dec. 8, 1992
44.....@ Orlando.....	Jan. 22, 1993
42*.....@ Atlanta.....	Dec. 19, 2007
42.....@ Utah.....	Jan. 13, 2007
42.....vs. Utah.....	Mar. 14, 2006

LOWS

2.....vs. Seattle.....	Nov. 9, 2002
3.....@ Utah.....	Mar. 3, 1999
3.....@ L.A. Lakers.....	Apr. 5, 1991
4.....@ Memphis.....	Dec. 7, 2014
4.....vs. Atlanta.....	Dec. 12, 2008
4.....@ Indiana.....	Nov. 2, 2007
4.....@ Boston.....	Apr. 2, 2003
4.....@ Washington.....	Apr. 4, 2001
4.....@ Indiana.....	Feb. 19, 1995
4.....vs. L.A. Lakers.....	Dec. 13, 1989

1ST HALF

HIGH

24.....vs. New York.....	Mar. 22, 1989
--------------------------	---------------

LOW

0.....	Numerous
(most recently: @ Phoenix, Dec. 9, 2014)	

2ND HALF

HIGH

29.....@ Dallas.....	Dec. 8, 1992
----------------------	--------------

LOW

0.....	Numerous
(most recently: @ Orlando, Mar. 13, 2012)	

QUARTER

HIGH

18 (4).....@ Houston.....	Dec. 29, 2010
18 (4).....vs. Utah.....	Nov. 9, 2010
18 (4).....@ New Jersey.....	Nov. 10, 2006
18 (3).....vs. Utah.....	Mar. 14, 2006
18 (2).....vs. New York.....	Mar. 22, 1989

LOW

0.....	Numerous
(most recently: vs. Chicago, 1st Q, Apr. 9, 2015)	

FREE THROWS ATTEMPTED SEASON

HIGHS

2,476.....	1992-93
2,466.....	2004-05
2,329.....	1991-92
2,310.....	2005-06
2,307.....	1990-91

LOWS

1,262^.....	1998-99
1,598~.....	2011-12
1,689.....	2002-03
1,708.....	2001-02
1,827.....	1999-00

GAME

HIGHS

61.....@ Dallas.....	Dec. 8, 1992
53**.....@ Boston.....	Dec. 4, 1995
52.....@ Orlando.....	Jan. 22, 1993
52**.....vs. Indiana.....	Jan. 15, 1989
51.....@ Milwaukee.....	Nov. 17, 2004

LOWS

4.....vs. Seattle.....	Nov. 9, 2002
5.....@ Boston.....	Apr. 2, 2003
5.....@ Washington.....	Apr. 4, 2001
6.....@ Toronto.....	Apr. 14, 2008
6.....vs. Orlando.....	Mar. 14, 2008
6.....vs. Utah.....	Dec. 22, 1999
6.....@ Utah.....	Mar. 23, 1999

1ST HALF

HIGH

32.....vs. New York.....	Mar. 22, 1989
--------------------------	---------------

LOW

0.....vs. Philadelphia.....	Apr. 6, 2013
0.....@ Toronto.....	Mar. 19, 2008
0.....@ Boston.....	Apr. 2, 2003
0.....vs. Cleveland.....	Mar. 10, 1996

2ND HALF

HIGH

39.....@ Milwaukee.....	Nov. 17, 2004
-------------------------	---------------

LOW

0.....@ Orlando.....	Mar. 13, 2012
0.....@ Utah.....	Mar. 23, 1999

QUARTER

HIGH

25 (4).....vs. Utah.....	Nov. 9, 2010
25 (4).....vs. Sacramento.....	Mar. 6, 2004

LOW

0.....	Numerous
(most recently: vs. Chicago, 1st Q, Apr. 9, 2015)	

^ 50-Game Season ~ 66-Game Season * Overtime ** Double Overtime

RECORDS – HEAT

3-PT. FIELD GOALS MADE

SEASON

HIGHS

717.....	2012-13
678.....	1996-97
665.....	2013-14
582.....	2008-09
556.....	2014-15

LOWS

88.....	1989-90
97.....	1988-89
140.....	1990-91
257.....	1991-92
289^.....	1998-99

GAME

HIGHS

19.....@ Washington	Apr. 4, 2008
17.....@ Washington	Apr. 10, 2013
17.....@ Sacramento	Jan. 12, 2013
17.....vs. Philadelphia	Feb. 15, 1997
16.....vs. Charlotte Bobcats	Mar. 3, 2014
16.....@ Philadelphia	Oct. 30, 2013
16.....vs. San Antonio.....	Jan. 17, 2012
16.....vs. Toronto.....	Jan. 22, 2011

LOW

0.....	Numerous
(most recently: vs. Atlanta, Mar. 7, 2012)	

1ST HALF

HIGH

11.....@ Cleveland	Mar. 18, 2014
11.....@ Atlanta	Jan. 20, 2014
11.....vs. Chicago	Feb. 23, 1996

LOW

0.....	Numerous
(most recently: @ Indiana, Apr. 5, 2015)	

2ND HALF

HIGH

12.....vs. San Antonio.....	Jan. 17, 2012
-----------------------------	---------------

LOW

0.....	Numerous
(most recently: @ Chicago, Jan. 25, 2015)	

QUARTER

HIGH

10 (3).....@ Philadelphia	Oct. 30, 2013
---------------------------------	---------------

LOW

0.....	Numerous
(most recently: @ Philadelphia, 3rd Q, Apr. 15, 2015)	

3-PT. FIELD GOALS ATTEMPTED

SEASON

HIGHS

1,865.....	1996-97
1,829.....	2013-14
1,809.....	2012-13
1,659.....	2014-15
1,631.....	2008-09

LOWS

298.....	1988-89
300.....	1989-90
464.....	1990-91
751.....	1991-92
804^.....	1998-99

GAME

HIGHS

41.....@ Washington	Apr. 10, 2013
40.....@ Philadelphia	Oct. 30, 2013
37.....@ Sacramento	Jan. 12, 2013
37.....vs. Atlanta.....	Apr. 16, 2008
36**.....vs. Minnesota	Apr. 4, 2014
36.....vs. L.A. Lakers.....	Mar. 21, 1997

LOW

0.....	Numerous
(most recently: vs. Charlotte Hornets, Feb. 16, 1991)	

1ST HALF

HIGH

22.....@ Charlotte Bobcats	Apr. 5, 2013
----------------------------------	--------------

LOW

0.....	Numerous
(most recently: @ Indiana, Dec. 31, 2001)	

2ND HALF

HIGH

25.....@ Philadelphia	Oct. 30, 2013
-----------------------------	---------------

LOW

0.....	Numerous
(most recently: vs. Toronto, Nov. 13, 2010)	

QUARTER

HIGH

15 (2).....vs. Dallas	Dec. 20, 2010
-----------------------------	---------------

LOW

0.....	Numerous
(most recently: vs. Portland, 2nd Q, Mar. 18, 2015)	

^ 50-Game Season

** Double Overtime

RECORDS – HEAT

3-PT. FIELD GOAL %

SEASON

HIGHS

39.6%	2012-13
37.9%	1995-96
37.7%	2004-05
37.1%	1999-00
37.0%	2010-11

LOWS

29.3%	1989-90
30.2%	1990-91
31.6%	2002-03
32.6%	1988-89
33.5%	2014-15

GAME

HIGHS

100.0%	Numerous
(most recently: 3-3, vs. Toronto, Oct. 31, 2001)	

LOWS

0.0%	Numerous
(most recently: 0-10, vs. Atlanta, Mar. 7, 2012)	

DOUBLE-DOUBLES

SEASON

HIGHS

105	1995-96
96	1996-97
94	1990-91
93	1997-98
88	1991-92

LOWS

24	2013-14
43~	2011-12
44^	1998-99
50	2002-03
51	2014-15

REBOUND MARGIN

GAME

HIGHS

+29 (54-25)	@ Cleveland	Jan. 29, 1994
+29 (59-30)	vs. Washington	Mar. 3, 1993
+28 (56-28)	vs. Cha. Bobcats	Nov. 12, 2005
+28 (58-30)	vs. Boston	Dec. 27, 2002
+27 (52-25)	@ Detroit	Jan. 29, 2010
+27 (69-42)	vs. Denver	Feb. 14, 1991

LOWS

-29 (53-24)	vs. Minnesota	Dec. 18, 2012
-29 (59-30)	vs. Utah	Dec. 18, 2001
-28 (63-35)	@ Boston	Jan. 24, 1990
-27 (55-28)	@ Portland	Nov. 26, 2008
-27 (69-42)	@ New York	Mar. 26, 2008

TOTAL REBOUNDS

SEASON

HIGHS

3,642	1993-94
3,555	1989-90
3,553	1991-92
3,540	1999-00
3,534	1990-91

LOWS

2,015^	1998-99
2,746~	2011-12
3,024	2013-14
3,085	2007-08
3,166	2012-13

GAME

HIGHS

69	vs. Denver	Feb. 14, 1991
66**	vs. Detroit	Nov. 2, 1999
66	vs. Dallas	Nov. 14, 1990
64	@ Denver	Dec. 27, 1990
63	vs. L.A. Clippers	Feb. 15, 2000

LOWS

20	@ Milwaukee	Dec. 5, 2014
23	@ Utah	Jan. 14, 2013
23	@ Boston	Apr. 12, 1990
24	vs. Minnesota	Dec. 18, 2012
24	vs. Minnesota	Feb. 18, 2009

1ST HALF

HIGH

37	@ Denver	Dec. 27, 1990
----	----------	---------------

LOW

9	@ Chicago	Dec. 5, 2013
9	@ Toronto	Mar. 19, 2008

2ND HALF

HIGH

36	vs. L.A. Lakers	Mar. 4, 2015
----	-----------------	--------------

LOW

8	@ Denver	Jan. 8, 2003
---	----------	--------------

QUARTER

HIGH

27 (4)	@ New Jersey	Nov. 7, 1989
--------	--------------	--------------

LOW

2 (2)	@ Atlanta	Feb. 20, 2013
2 (2)	@ Utah	Jan. 14, 2013
2 (3)	@ Toronto	Mar. 30, 2012
2 (3)	vs. Minnesota	Feb. 18, 2009

^ 50-Game Season ~ 66-Game Season ** Double Overtime



RECORDS – HEAT

OFFENSIVE REBOUNDS

SEASON

HIGHS

1,309.....	1988-89
1,242.....	1989-90
1,235.....	1993-94
1,232.....	1990-91
1,187.....	1991-92

LOWS

503 [^]	1998-99
627.....	2013-14
676.....	2012-13
686.....	2011-12
743.....	2007-08

GAME

HIGHS

31.....	vs. Golden State.....	Apr. 4, 1990
31.....	vs. Philadelphia.....	Nov. 22, 1989
28.....	vs. Boston.....	Dec. 15, 1990
27.....	@ Golden State.....	Jan. 12, 1994
27.....	vs. Denver.....	Dec. 9, 1988

LOWS

1.....	@ Portland.....	Jan. 18, 2001
2.....	vs. Detroit.....	Dec. 3, 2013
2.....	@ Toronto.....	Mar. 17, 2013
2.....	vs. Atlanta.....	Dec. 10, 2012
2.....	vs. N.O. Hornets.....	Dec. 8, 2012
2.....	@ Boston.....	Feb. 7, 2007
2.....	vs. Utah.....	Feb. 17, 2004

1ST HALF

HIGH

19.....	vs. Sacramento.....	Dec. 26, 1993
19.....	vs. Golden State.....	Apr. 4, 1990

LOW

0.....	Numerous
	(most recently: @ Boston, Mar. 25, 2015)

2ND HALF

HIGH

19.....	vs. Denver.....	Dec. 9, 1988
---------	-----------------	--------------

LOW

0.....	Numerous
	(most recently: vs. Charlotte Hornets, Nov. 23, 2014)

QUARTER

HIGH

14 (4).....	vs. Boston.....	Dec. 15, 1990
-------------	-----------------	---------------

LOW

0.....	Numerous
	(most recently: @ Indiana, 3rd Q, Apr. 5, 2015)

DEFENSIVE REBOUNDS

SEASON

HIGHS

2,675.....	2005-06
2,666.....	2010-11
2,639.....	2004-05
2,619.....	1999-00
2,553.....	2009-10

LOWS

1,512 [^]	1998-99
2,060.....	2011-12
2,211.....	1988-89
2,272.....	1994-95
2,302.....	1990-91

GAME

HIGHS

50.....	vs. Denver.....	Feb. 14, 1991
47.....	vs. Minnesota.....	Dec. 28, 1999
46.....	vs. Cleveland.....	Feb. 2, 2006
46.....	@ Boston.....	Jan. 4, 2002
46.....	vs. Dallas.....	Nov. 14, 1990

LOWS

14.....	vs. Houston.....	Nov. 11, 1988
16.....	@ Charlotte Bobcats.....	Nov. 1, 2008
16*.....	@ Seattle.....	Jan. 2, 1992
16.....	@ Golden State.....	Apr. 3, 1991
16.....	@ Boston.....	Apr. 12, 1990
16.....	vs. Minnesota.....	Nov. 29, 1989

1ST HALF

HIGH

28.....	vs. Charlotte Bobcats.....	Nov. 12, 2005
---------	----------------------------	---------------

LOW

4.....	@ San Antonio.....	Nov. 9, 1988
--------	--------------------	--------------

2ND HALF

HIGH

28.....	vs. Boston.....	Dec. 27, 2002
---------	-----------------	---------------

LOW

5.....	vs. N.O. Hornets.....	Mar. 14, 2003
5.....	vs. Philadelphia.....	Mar. 19, 2002

QUARTER

HIGH

17 (2).....	@ Philadelphia.....	Mar. 16, 2012
-------------	---------------------	---------------

LOW

0 (4).....	@ Philadelphia.....	Jan. 17, 2014
------------	---------------------	---------------

[^] 50-Game Season ~ 66-Game Season * Overtime

RECORDS – HEAT

ASSISTS SEASON HIGHS

1,958.....	1988-89
1,957.....	1989-90
1,931.....	1999-00
1,904.....	1990-91
1,856.....	1993-94

LOWS

1,019^.....	1998-99
1,317~.....	2011-12
1,501.....	2002-03
1,548.....	2009-10
1,565.....	2003-04

GAME

HIGHS

39.....	vs. Philadelphia.....	Feb. 15, 1997
38.....	@ Minnesota.....	Jan. 11, 2000
37.....	vs. L.A. Clippers.....	Dec. 29, 1994
36.....	@ Golden State.....	Jan. 12, 2007
36.....	@ Philadelphia.....	Feb. 25, 1994
36***.....	@ Philadelphia.....	Nov. 20, 1992
36**.....	vs. Denver.....	Mar. 10, 1989

LOWS

8.....	@ San Antonio.....	Nov. 4, 2003
9.....	vs. Milwaukee.....	Jan. 22, 2012
9.....	vs. Milwaukee.....	Feb. 27, 2010
9.....	vs. Cleveland.....	Feb. 1, 2007
9.....	vs. Indiana.....	Mar. 27, 2006

1ST HALF

HIGH

23.....	vs. Seattle.....	Feb. 25, 2006
---------	------------------	---------------

LOW

2.....	@ San Antonio.....	Feb. 19, 1994
--------	--------------------	---------------

2ND HALF

HIGH

22.....	vs. L.A. Clippers.....	Dec. 29, 1994
---------	------------------------	---------------

LOW

2.....	Numerous
(most recently: @ Indiana, Feb. 14, 2012)		

QUARTER

HIGH

15 (1).....	@ Boston.....	Mar. 19, 2014
15 (1).....	@ L.A. Clippers.....	Feb. 5, 2014

LOW

0.....	Numerous
(most recently: vs. San Antonio, 4th Q, Mar. 31, 2015)		

BLOCKED SHOTS SEASON HIGHS

524.....	1999-00
474.....	2004-05
457.....	2009-10
451.....	2008-09
448.....	2001-02

LOWS

298.....	1994-95
304.....	2000-01
304^.....	1998-99
313.....	2003-04
324.....	2002-03

GAME

HIGHS

15.....	vs. Charlotte Hornets.....	Dec. 18, 1999
15.....	vs. Cleveland.....	Apr. 19, 1999
15.....	@ New Jersey.....	Apr. 8, 1990
14.....	vs. Minnesota.....	Dec. 18, 2012
14.....	vs. Portland.....	Feb. 13, 2007
14.....	vs. Golden State.....	Nov. 22, 1995
14**.....	@ New Jersey.....	Dec. 13, 1993

LOW

0.....	Numerous
(most recently: vs. Indiana, Jan. 23, 2015)		

1ST HALF

HIGH

10.....	vs. Charlotte Hornets.....	Dec. 18, 1999
---------	----------------------------	---------------

LOW

0.....	Numerous
(most recently: vs. Boston, Mar. 9, 2015)		

2ND HALF

HIGH

9.....	@ Utah.....	Dec. 3, 2008
9.....	vs. New Jersey.....	Feb. 15, 1999
9.....	vs. Houston.....	Mar. 29, 1998

LOW

0.....	Numerous
(most recently: vs. Detroit, Mar. 29, 2015)		

QUARTER

HIGH

7 (3).....	vs. Indiana.....	Nov. 22, 2008
------------	------------------	---------------

LOW

0.....	Numerous
(most recently: vs. Orlando, 4th Q, Apr. 13, 2015)		

^ 50-Game Season ~ 66-Game Season ** Double Overtime *** Triple Overtime

RECORDS – HEAT

STEALS

SEASON

HIGHS

756.....	1990-91
744.....	1988-89
736.....	1989-90
732.....	2013-14
710.....	2012-13

LOWS

327 [^]	1998-99
522.....	2005-06
528.....	2004-05
544.....	2010-11
547.....	2001-02

GAME

HIGHS

20.....	vs. Philadelphia.....	Feb. 5, 1994
19.....	vs. Dallas.....	Nov. 15, 2013
19.....	vs. San Antonio.....	Dec. 26, 1988
18.....	vs. Philadelphia.....	Nov. 5, 2008
18.....	@ Atlanta.....	Jan. 1, 2003
18.....	@ Atlanta.....	Nov. 28, 1992

LOWS

0.....	vs. Washington.....	Dec. 13, 2007
1.....	@ Detroit.....	Feb. 3, 2015
1.....	@ Denver.....	Dec. 10, 2014
1.....	@ Orlando.....	Feb. 28, 2010
1.....	@ L.A. Lakers.....	Jan. 16, 2006
1.....	vs. Golden State.....	Feb. 7, 2005
1.....	vs. Boston.....	Jan. 20, 2004
1.....	@ New York.....	Nov. 29, 2000
1.....	vs. Seattle.....	Mar. 2, 2000
1.....	@ Utah.....	Jan. 8, 1996
1.....	vs. Detroit.....	Apr. 23, 1995

1ST HALF

HIGH

13.....	@ L.A. Lakers.....	Jan. 17, 2013
---------	--------------------	---------------

LOW

0.....	Numerous
	(most recently: @ Washington, Mar. 6, 2015)

2ND HALF

HIGH

13.....	@ L.A. Lakers.....	Apr. 16, 1989
---------	--------------------	---------------

LOW

0.....	Numerous
	(most recently: vs. Orlando, Apr. 13, 2015)

QUARTER

HIGH

9 (2).....	vs. Philadelphia.....	Nov. 5, 2008
------------	-----------------------	--------------

LOW

0.....	Numerous
	(most recently: @ Philadelphia, 1st Q, Apr. 15, 2015)

TURNOVERS

SEASON

HIGHS

1,728.....	1988-89
1,557.....	1989-90
1,551.....	1990-91
1,394.....	1995-96
1,377.....	1991-92

LOWS

774 [^]	1998-99
1,002.....	2011-12
1,026.....	2008-09
1,079.....	2009-10
1,122.....	2000-01

GAME

HIGHS

35.....	@ Atlanta.....	Mar. 11, 1989
35.....	@ San Antonio.....	Jan. 23, 1989
35.....	@ Seattle.....	Dec. 29, 1988
30.....	@ Denver.....	Feb. 9, 1989
30.....	@ Golden State.....	Jan. 4, 1989

LOWS

4.....	vs. Orlando.....	Jan. 24, 2009
5.....	@ Orlando.....	Feb. 22, 2009
5.....	@ Orlando.....	Jan. 30, 2008
5.....	vs. Washington.....	Mar. 11, 2007
5.....	vs. Detroit.....	Feb. 12, 2006
5.....	@ L.A. Clippers.....	Jan. 16, 2004
5.....	vs. Sacramento.....	Mar. 14, 2001
5.....	vs. Washington.....	Dec. 29, 2000

1ST HALF

HIGH

24.....	@ Denver.....	Feb. 9, 1989
---------	---------------	--------------

LOW

1.....	Numerous
	(most recently: @ Boston, Mar. 18, 2009)

2ND HALF

HIGH

18.....	@ San Antonio.....	Jan. 23, 1989
---------	--------------------	---------------

LOW

1.....	Numerous
	(most recently: @ Orlando, Dec. 31, 2012)

QUARTER

HIGH

15 (4).....	@ Chicago.....	Dec. 10, 1988
-------------	----------------	---------------

LOW

0.....	Numerous
	(most recently: @ Detroit, 3rd Q, Apr. 4, 2015)

[^] 50-Game Season ~ 66-Game Season

RECORDS – HEAT

PERSONAL FOULS

SEASON

HIGHS

2,158.....	1995-96
2,124.....	1988-89
2,123.....	1989-90
2,080.....	1990-91
2,024.....	1993-94

LOWS

1,035^.....	1998-99
1,282~.....	2011-12
1,533.....	2012-13
1,596.....	2013-14
1,636.....	2014-15

GAME

HIGHS

39*.....	@ Cleveland	Mar. 18, 2000
39**.....	vs. Detroit	Nov. 2, 1999
38.....	@ Utah	Jan. 8, 1996
38.....	@ Phoenix	Nov. 6, 1994
37*.....	@ Golden State	Dec. 1, 2008
37.....	@ L.A. Lakers	Jan. 17, 1998
37.....	@ Seattle	Mar. 16, 1995
37**.....	@ New York	Mar. 14, 1991
37.....	@ Houston	Nov. 17, 1988

LOWS

9.....	vs. Philadelphia	Mar. 8, 2013
9.....	vs. Washington	Dec. 23, 2003
10.....	@ Denver	Dec. 10, 2014
10.....	@ Philadelphia	Mar. 13, 2013
10.....	@ Philadelphia	Feb. 23, 2013
10.....	@ N.O. Hornets	Jan. 11, 2008
10.....	vs. Sacramento	Mar. 4, 2005

1ST HALF

HIGH

21.....	@ L.A. Lakers	Nov. 16, 2003
---------	---------------	---------------

LOW

2.....	@ Atlanta	Mar. 15, 2013
2.....	vs. Atlanta	Mar. 7, 2012

2ND HALF

HIGH

26.....	@ Phoenix	Mar. 22, 1994
---------	-----------	---------------

LOW

2.....	vs. Philadelphia	Mar. 8, 2013
2.....	vs. Washington	Dec. 23, 2003

QUARTER

HIGH

15 (4).....	@ L.A. Lakers	Jan. 17, 1998
-------------	---------------	---------------

LOW

0.....	Numerous
(most recently: vs. Milwaukee, 1st Q, Mar. 15, 2013)	

DISQUALIFICATIONS

SEASON

HIGHS

38.....	1988-89
37.....	1992-93
36.....	1996-97
32.....	1995-96
31.....	1989-90

LOWS

2.....	2010-11
3~.....	2011-12
5.....	2013-14
5.....	2012-13
6^.....	1998-99

GAME

HIGHS

4**.....	@ New York	Mar. 14, 1991
3*.....	@ Atlanta	Nov. 29, 2002
3.....	@ Utah	Jan. 28, 2002
3*.....	vs. Detroit	Nov. 2, 1999
3.....	@ New York	Dec. 12, 1994
3.....	@ Phoenix	Nov. 6, 1994
3*.....	@ Phoenix	Mar. 22, 1994
3.....	@ Utah	Mar. 17, 1989

LOW

0.....	Numerous
(most recently: @ Philadelphia, Apr. 15, 2015)	

TECHNICAL FOULS

SEASON

HIGHS

125.....	1994-95
117.....	2001-02
117.....	1995-96
113.....	2006-07
100.....	2005-06

LOWS

26^.....	1998-99
39.....	2012-13
42.....	1991-92
44.....	1999-00
44.....	1990-91

^ 50-Game Season ~ 66-Game Season * Overtime ** Double Overtime

OPPONENT RECORDS – INDIVIDUAL

MINUTES PLAYED

GAME

55**	Derrick Rose vs. CHI	Mar. 9, 2009
54***	Mehmet Okur vs. UTA	Mar. 14, 2009
54**	John Salmons vs. CHI	Mar. 9, 2009
54**	Keith Van Horn vs. MIL	Nov. 14, 2004
53*	Joe Johnson @ ATL	Dec. 19, 2007
53*	Allen Iverson @ PHI	Apr. 14, 2005
53**	Elton Brand @ LAC	Jan. 14, 2005
53**	Steve Francis vs. HOU	Apr. 9, 2002
53**	Mitch Richmond @ SAC	Nov. 22, 1996
53**	John Stockton @ UTA	Jan. 12, 1993

NON-OVERTIME GAME

48	Dwight Howard @ ORL	Feb. 3, 2011
48	Mo Williams @ MIL	Jan. 9, 2008
48	Allen Iverson vs. PHI	Nov. 18, 2005
48	Rafer Alston @ TOR	Dec. 12, 2004
48	Allen Iverson @ PHI	Mar. 20, 2002
48	Gary Payton @ SEA	Dec. 11, 1999
48	Kerry Kittles vs. NJ	Apr. 18, 1997
48	Glen Rice @ CHH	Mar. 9, 1997
48	Walt Williams @ TOR	Jan. 23, 1997
48	Detlef Schrempf vs. IND	Mar. 7, 1993
48	Dennis Rodman vs. DET	Jan. 5, 1993

POINTS

GAME

53	Willie Burton @ PHI	Dec. 13, 1994
52	Jamal Crawford @ NY	Jan. 26, 2007
51	Vince Carter vs. NJ	Dec. 23, 2005
51**	Alex English vs. DEN	Mar. 10, 1989
50	Carmelo Anthony vs. NY	Apr. 2, 2013
50	Michael Jordan vs. CHI	Nov. 6, 1996

1ST HALF

32	Tracy McGrady vs. ORL	Mar. 23, 2003
32	Lafayette Lever @ DEN	Feb. 9, 1989

2ND HALF

37	Vince Carter vs. NJ	Dec. 23, 2005
----	---------------------	---------------

1st QUARTER

22	Joe Johnson @ BKN	Jan. 10, 2014
----	-------------------	---------------

2nd QUARTER

20	LeBron James vs. CLE	Jan. 25, 2010
20	Eddie House vs. BOS	Jan. 21, 2009
20	Jamal Crawford @ NY	Jan. 26, 2007

3RD QUARTER

23	Jamal Crawford @ NY	Jan. 26, 2007
----	---------------------	---------------

4TH QUARTER

22	Kevin Durant @ OKC	Feb. 14, 2013
----	--------------------	---------------

OVERTIME TOTAL

18**	Grant Hill vs. DET	Nov. 2, 1999
------	--------------------	--------------

1ST OVERTIME (Only)

10	Carlos Arroyo vs. UTA	Nov. 19, 2004
10	Jason Williams @ MEM	Feb. 28, 2003

2ND OVERTIME (Only)

9	Grant Hill vs. DET	Nov. 2, 1999
---	--------------------	--------------

3RD OVERTIME (Only)

2	Numerous (most recently: Carlos Boozer & Ronnie Brewer vs. UTA, Mar. 14, 2009)	
---	--	--

FIELD GOALS MADE

GAME

24**	Alex English vs. DEN	Mar. 10, 1989
20	Jamal Crawford @ NY	Jan. 26, 2007
20	Michael Jordan @ CHI	Apr. 1, 1990
19	Paul Millsap vs. UTA	Nov. 9, 2010
18	Al Jefferson vs. CHA	Mar. 3, 2014
18	Carmelo Anthony vs. NY	Apr. 2, 2013
18	Michael Jordan vs. CHI	Nov. 6, 1996

1ST HALF

13	Tracy McGrady vs. ORL	Mar. 23, 2003
----	-----------------------	---------------

2ND HALF

13	Paul Millsap vs. UTA	Nov. 9, 2010
----	----------------------	--------------

QUARTER

9 (1)	Joe Johnson @ BKN	Jan. 10, 2014
9 (3)	Jamal Crawford @ NY	Jan. 26, 2007
9 (1)	Glenn Robinson @ MIL	Feb. 15, 2002
9 (3)	Jeff Malone vs. WAS	Jan. 11, 1990
9 (3)	Bernard King @ WAS	Jan. 12, 1989

FIELD GOALS ATTEMPTED

GAME

39	Hakeem Olajuwon @ HOU	Mar. 9, 1993
37	Jamal Crawford @ NY	Jan. 26, 2007
37	Tracy McGrady @ HOU	Jan. 29, 2006
35**	Grant Hill vs. DET	Nov. 2, 1999
35**	Alex English vs. DEN	Mar. 10, 1989

1ST HALF

23	Tracy McGrady vs. ORL	Mar. 23, 2003
----	-----------------------	---------------

2ND HALF

24	Tracy McGrady @ HOU	Jan. 29, 2006
----	---------------------	---------------

QUARTER

13 (3)	Isaiah Thomas @ SAC	Jan. 12, 2013
13 (3)	Jamal Crawford @ NY	Jan. 26, 2007
13 (4)	Tracy McGrady @ HOU	Jan. 29, 2006
13 (1)	Tracy McGrady vs. ORL	Mar. 23, 2003
13 (1)	Michael Jordan @ CHI	Mar. 10, 1998
13 (1)	Shaquille O'Neal @ ORL	Dec. 27, 1994

FREE THROWS MADE

GAME

24	LeBron James vs. CLE	Mar. 12, 2006
24	Willie Burton @ PHI	Dec. 13, 1994
23	Vince Carter vs. NJ	Dec. 23, 2005
21	Michael Jordan vs. CHI	Dec. 30, 1992
18	Allen Iverson @ PHI	Jan. 24, 2005
18	Karl Malone @ UTA	Jan. 12, 1993

1ST HALF

12	LeBron James @ CLE	Feb. 4, 2010
----	--------------------	--------------

2ND HALF

20	Michael Jordan vs. CHI	Dec. 30, 1992
----	------------------------	---------------

QUARTER

16 (4)	Vince Carter vs. NJ	Dec. 23, 2005
--------	---------------------	---------------

* Overtime ** Double Overtime *** Triple Overtime

OPPONENT RECORDS – INDIVIDUAL

FREE THROWS ATTEMPTED

GAME

28.....	LeBron James vs. CLE	Mar. 12, 2006
28.....	Karl Malone @ UTA	Jan. 8, 1996
28.....	Willie Burton @ PHI	Dec. 13, 1994
24.....	Vince Carter vs. NJ	Dec. 23, 2005
24.....	Karl Malone @ UTA	Jan. 12, 1993
24.....	Michael Jordan vs. CHI	Dec. 30, 1992

1ST HALF

15.....	LeBron James @ CLE	Feb. 4, 2010
---------	--------------------	--------------

2ND HALF

23.....	Michael Jordan vs. CHI	Dec. 30, 1992
---------	------------------------	---------------

QUARTER

16 (4)...	Vince Carter vs. NJ	Dec. 23, 2005
16 (4)...	Michael Jordan vs. CHI	Dec. 30, 1992

3-PT. FIELD GOALS MADE

GAME

10.....	J.R. Smith vs. NY	Apr. 6, 2014
8.....	Numerous	(most recently: Stephen Curry vs. GS, Nov. 25, 2014)

1ST HALF

7.....	J.R. Smith @ DEN	Dec. 8, 2006
7.....	John Starks @ NY	Nov. 22, 1993

2ND HALF

6.....	Ben Gordon vs. CHI	Mar. 9, 2009
--------	--------------------	--------------

QUARTER

6 (2)....	Eddie House vs. BOS	Jan. 21, 2009
-----------	---------------------	---------------

3-PT. FIELD GOALS ATTEMPTED

GAME

22.....	J.R. Smith vs. NY	Apr. 6, 2014
15.....	Stephen Curry vs. GS	Jan. 2, 2014
15.....	Tracy McGrady @ HOU	Jan. 29, 2006
14.....	Numerous	(most recently: J.R. Smith @ NY, Mar. 3, 2013)

1ST HALF

10.....	Klay Thompson vs. GS	Dec. 12, 2012
10.....	Vernon Maxwell @ HOU	Jan. 11, 1995

2ND HALF

22.....	J.R. Smith vs. NY	Apr. 6, 2014
---------	-------------------	--------------

QUARTER

10 (4)...	J.R. Smith vs. NY	Apr. 6, 2014
-----------	-------------------	--------------

TOTAL REBOUNDS

GAME

29*.....	Nikola Vucevic @ ORL	Dec. 31, 2012
27*.....	Andrew Bogut @ MIL	Jan. 7, 2011
26.....	Dennis Rodman @ SA	Feb. 19, 1994
26.....	Patrick Ewing @ NY	Dec. 19, 1992
25.....	Numerous	(most recently: Dwight Howard @ ORL, Mar. 13, 2012)

1ST HALF

16.....	Nikola Vucevic @ ORL	Dec. 31, 2012
16.....	Dennis Rodman @ SA	Feb. 19, 1994

2ND HALF

15.....	Carlos Boozer vs. CHI	Apr. 14, 2013
15.....	Greg Oden @ POR	Dec. 1, 2009

QUARTER

12 (3)...	P.J. Brown vs. NOH	Mar. 14, 2003
12 (4)...	Dennis Rodman @ SA	Jan. 12, 1995

OFFENSIVE REBOUNDS

GAME

12*.....	Jayson Williams @ NJ	Dec. 20, 1995
11.....	Nikola Vucevic @ ORL	Nov. 22, 2014
11.....	Kenneth Faried @ DEN	Nov. 15, 2012
11*.....	Nikola Vucevic @ ORL	Dec. 31, 2012
11.....	Greg Oden @ POR	Dec. 1, 2009
11.....	Kevin Willis vs. ATL	Dec. 14, 1991

1ST HALF

8.....	Kenneth Faried @ DEN	Nov. 15, 2012
8.....	Charles Oakley vs. NY	Jan. 18, 1991

2ND HALF

9.....	Nikola Vucevic @ ORL	Nov. 22, 2014
--------	----------------------	---------------

QUARTER

8 (3)....	Nikola Vucevic @ ORL	Nov. 22, 2014
-----------	----------------------	---------------

DEFENSIVE REBOUNDS

GAME

23.....	Tim Duncan vs. SA	Feb. 1, 2003
22.....	Patrick Ewing @ NY	Dec. 19, 1992
21.....	Dwight Howard @ ORL	Mar. 13, 2012
21.....	Dennis Rodman vs. DET	Jan. 5, 1993
20*.....	Andrew Bogut @ MIL	Jan. 7, 2011
20.....	Patrick Ewing vs. NY	Apr. 2, 1993

1ST HALF

14.....	Tim Duncan vs. SA	Feb. 1, 2003
---------	-------------------	--------------

2ND HALF

14.....	Patrick Ewing @ NY	Dec. 19, 1992
---------	--------------------	---------------

QUARTER

10 (4)...	Dwight Howard @ ORL	Mar. 13, 2012
10 (3)...	Marcus Camby @ DEN	Dec. 2, 2007
10 (1)...	Tim Duncan vs. SA	Feb. 1, 2003
10 (3)...	Patrick Ewing @ NY	Dec. 19, 1992

ASSISTS

GAME

20.....	Andre Miller @ DEN	Dec. 8, 2006
19.....	Chris Paul @ NOH	Nov. 5, 2010
19.....	Steve Nash @ PHO	Jan. 6, 2006
19.....	Rod Strickland vs. WAS	Nov. 8, 1997
19.....	Kevin Johnson @ PHO	Dec. 29, 1990

1ST HALF

14.....	Jason Kidd @ PHO	Mar. 6, 2000
---------	------------------	--------------

2ND HALF

13.....	John Stockton @ UTA	Jan. 2, 1991
---------	---------------------	--------------

QUARTER

12 (1)...	Steve Nash @ PHO	Jan. 6, 2006
-----------	------------------	--------------

* Overtime

OPPONENT RECORDS – INDIVIDUAL

BLOCKED SHOTS

GAME

10.....	Ben Wallace vs. DET	Nov. 20, 2002
10.....	Wayne Cooper @ DEN.....	Dec. 30, 1988
9.....	Shawn Bradley vs. DAL.....	Mar. 7, 2001
9.....	Patrick Ewing @ NY	Feb. 5, 1990
9.....	Alton Lister @ SEA.....	Dec. 29, 1988

1ST HALF

7.....	Alonzo Mourning vs. CHH...	Jan. 25, 1994
--------	----------------------------	---------------

2ND HALF

7.....	Wayne Cooper @ DEN.....	Dec. 30, 1988
--------	-------------------------	---------------

QUARTER

6 (1)....	Ben Wallace @ DET.....	Nov. 20, 2002
6 (2)....	Manute Bol vs. GS	Apr. 4, 1990

STEALS

GAME

11.....	Kendall Gill @ NJ.....	Apr. 3, 1999
9.....	Michael Carter-Williams @ PHI...	Oct. 30, 2013
9.....	Paul Pierce @ BOS.....	Dec. 3, 1999
8.....	Ron Artest @ IND.....	Mar. 31, 2002
8.....	Tim Hardaway @ GS	Apr. 3, 1991
8.....	Alvin Robertson vs. MIL.....	Nov. 6, 1990
8.....	Glenn Rivers vs. ATL.....	Nov. 24, 1989
8.....	Hakeem Olajuwon vs. HOU ...	Apr. 8, 1989
8.....	Lafayette Lever @ DEN.....	Mar. 18, 1989

1ST HALF

7.....	Paul Pierce @ BOS.....	Dec. 3, 1999
--------	------------------------	--------------

2ND HALF

6.....	Kendall Gill @ NJ.....	Apr. 3, 1999
--------	------------------------	--------------

QUARTER

6 (1)....	Paul Pierce @ BOS.....	Dec. 3, 1999
-----------	------------------------	--------------

TURNOVERS

GAME

12.....	Gilbert Arenas vs. WAS.....	Nov. 10, 2009
11.....	Jerry Stackhouse vs. DET	Mar. 5, 2001
9.....	Kevin Durant vs. OKC.....	Apr. 4, 2012
9*.....	Monta Ellis @ GS	Jan. 10, 2012
9.....	Maurice Williams @ MIL.....	Feb. 3, 2007
9*.....	Kobe Bryant @ LAL.....	Dec. 25, 2004
9.....	Isiah Thomas @ DET.....	Jan. 12, 1991
9.....	Derek Harper vs. DAL.....	Dec. 17, 1988

1ST HALF

7.....	Scottie Pippen vs. CHI	Mar. 11, 1993
--------	------------------------------	---------------

2ND HALF

10.....	Gilbert Arenas vs. WAS.....	Nov. 10, 2009
---------	-----------------------------	---------------

QUARTER

7 (3)....	Gilbert Arenas vs. WAS.....	Nov. 10, 2009
-----------	-----------------------------	---------------

PERSONAL FOULS

GAME

6.....	Numerous
(most recently: Jonas Valanciunas vs. TOR, Apr. 11, 2015)		

1ST HALF

5.....	Acie Earl @ BOS.....	Nov. 26, 1993
--------	----------------------	---------------

2ND HALF

6.....	Danny Granger vs. IND	Dec. 15, 2007
6.....	Mike Miller vs. MEM	Jan. 24, 2006
6.....	Aleksandar Radojevic @ UTA ...	Dec. 6, 2004
6.....	Jannero Pargo vs. CHI	Mar. 29, 2004
6.....	Robert Traylor @ NOH	Jan. 31, 2004
6.....	Baron Davis vs. NOH.....	Nov. 25, 2003
6.....	Jalen Rose vs. CHI.....	Feb. 22, 2003
6.....	Dennis Scott vs. ORL.....	Dec. 26, 1992

QUARTER

6 (4)....	Aleksandar Radojevic @ UTA ...	Dec. 6, 2004
6 (4)....	Jannero Pargo vs. CHI	Mar. 29, 2004

ABBREVIATIONS

ATL.....	Atlanta Hawks
BKN.....	Brooklyn Nets
BOS.....	Boston Celtics
CHA.....	Charlotte Bobcats
CHH.....	Charlotte Hornets
CHI.....	Chicago Bulls
CLE.....	Cleveland Cavaliers
DAL.....	Dallas Mavericks
DEN.....	Denver Nuggets
DET.....	Detroit Pistons
GS.....	Golden State Warriors
HOU.....	Houston Rockets
IND.....	Indiana Pacers
LAC.....	Los Angeles Clippers
LAL.....	Los Angeles Lakers
MEM.....	Memphis Grizzlies
MIL.....	Milwaukee Bucks
MIN.....	Minnesota Timberwolves
NJ.....	New Jersey Nets
NO.....	New Orleans Pelicans
NOH.....	New Orleans Hornets
NOK.....	New Orleans/Oklahoma City Hornets
NY.....	New York Knicks
OKC.....	Oklahoma City Thunder
ORL.....	Orlando Magic
PHI.....	Philadelphia 76ers
PHO.....	Phoenix Suns
POR.....	Portland Trail Blazers
SAC.....	Sacramento Kings
SA.....	San Antonio Spurs
SEA.....	Seattle SuperSonics
TOR.....	Toronto Raptors
UTA.....	Utah Jazz
WAS.....	Washington Wizards

*Overtime

OPPONENT RECORDS – TEAM

POINTS SEASON HIGHS

9,044.....	1989-90
8,953.....	1991-92
8,937.....	1988-89
8,840.....	1990-91
8,589.....	1992-93
LOWS	
4,201^.....	1998-99
6,105.....	2011-12
7,101.....	2000-01
7,276.....	2001-02
7,326.....	1996-97

GAME HIGHS

148.....	@ Cleveland	Dec. 17, 1991
140.....	@ Seattle	Jan. 5, 1990
139.....	@ Boston	Apr. 12, 1990
139.....	vs. Philadelphia	Feb. 22, 1989
138.....	vs. L.A. Lakers	Nov. 23, 1988

LOWS

49.....	@ Chicago	Apr. 10, 1999
57.....	@ Philadelphia	Feb. 21, 1996
59.....	@ Orlando	Jan. 27, 2001
60.....	@ Orlando	Nov. 26, 1997
64.....	vs. New Jersey	Jan. 23, 2004

1ST HALF

HIGH

80.....	vs. Philadelphia	Feb. 11, 1992
---------	------------------	---------------

LOW

23.....	@ Chicago	Apr. 10, 1999
---------	-----------	---------------

2ND HALF

HIGH

86.....	@ Seattle	Jan. 5, 1990
---------	-----------	--------------

LOW

21.....	@ Orlando	Jan. 27, 2001
---------	-----------	---------------

1ST QUARTER

HIGH

47.....	@ Phoenix	Jan. 6, 2006
---------	-----------	--------------

LOW

8.....	vs. Seattle	Mar. 12, 2004
8.....	@ Chicago	Apr. 10, 1999

2ND QUARTER

HIGH

43.....	@ Washington	Apr. 14, 2014
43.....	@ Toronto	Nov. 20, 2009

LOW

6.....	@ Chicago	Nov. 6, 1993
--------	-----------	--------------

3RD QUARTER

HIGH

49.....	@ Phoenix	Dec. 29, 1990
---------	-----------	---------------

LOW

8.....	@ Charlotte Bobcats	Apr. 5, 2013
8.....	vs. New Jersey	Jan. 4, 2001
8.....	vs. Toronto	Mar. 11, 1999

4TH QUARTER

HIGH

50.....	@ Seattle	Jan. 5, 1990
---------	-----------	--------------

LOW

9.....	vs. N.O. Hornets	Dec. 13, 2010
9.....	vs. Cleveland	Feb. 2, 2006
9.....	@ Detroit	Dec. 30, 2004
9.....	vs. Boston	Dec. 27, 2002
9.....	@ Orlando	Jan. 27, 2001

OVERTIME TOTAL

HIGH

31.....	@ Utah	Jan. 12, 1993
---------	--------	---------------

LOW

2.....	vs. Utah	Dec. 20, 1995
2.....	vs. Charlotte Hornets	Dec. 1, 1995

1ST OVERTIME (Only)

HIGH

22.....	@ Memphis	Feb. 28, 2003
---------	-----------	---------------

LOW

2.....	vs. Utah	Dec. 20, 1995
2.....	vs. Charlotte Hornets	Dec. 1, 1995

2ND OVERTIME (Only)

HIGH

17.....	@ Utah	Jan. 12, 1993
---------	--------	---------------

LOW

2.....	vs. New Jersey	Apr. 14, 2010
2.....	@ Memphis	Feb. 19, 2010

3RD OVERTIME (Only)

HIGH

8.....	@ Philadelphia	Nov. 20, 1992
--------	----------------	---------------

LOW

0.....	@ Atlanta	Jan. 5, 2012
--------	-----------	--------------

MOST CONSECUTIVE POINTS

23.....	vs. Dallas	Jan. 30, 2015
23.....	vs. Toronto	Feb. 13, 1996

MOST BENCH POINTS

86.....	@ Cleveland	Dec. 17, 1991
---------	-------------	---------------

^ 50-Game Season ~66-Game Season

OPPONENT RECORDS – TEAM

FIELD GOALS MADE

SEASON

HIGHS

3,529.....	1991-92
3,418.....	1989-90
3,384.....	1988-89
3,335.....	1990-91
3,232.....	1992-93

LOWS

1,565^.....	1998-99
2,285~.....	2011-12
2,658.....	2003-04
2,666.....	2001-02
2,687.....	1996-97

GAME

HIGHS

59.....@ Cleveland.....	Dec. 17, 1991
59.....@ Denver.....	Dec. 29, 1989
57.....@ Milwaukee.....	Jan. 21, 1990
56.....vs. L.A. Lakers.....	Nov. 23, 1988
55.....vs. Denver.....	Mar. 10, 1989

LOWS

18.....@ Chicago.....	Apr. 10, 1999
21.....vs. Orlando.....	Oct. 29, 2010
21.....vs. Charlotte Bobcats.....	Mar. 20, 2010
21.....vs. New Jersey.....	Jan. 23, 2004
21.....vs. San Antonio.....	Feb. 1, 2003
21.....@ Orlando.....	Nov. 26, 1997

1ST HALF

HIGH

32.....vs. Philadelphia.....	Feb. 11, 1992
32.....vs. L.A. Lakers.....	Nov. 23, 1988

LOW

8.....vs. Atlanta.....	Jan. 26, 2009
8.....vs. N.O. Hornets.....	Jan. 23, 2005
8.....@ Boston.....	Dec. 18, 2002
8.....vs. Phoenix.....	Mar. 28, 2000
8.....@ Chicago.....	Nov. 6, 1993

2ND HALF

HIGH

30.....vs. Utah.....	Nov. 9, 2010
----------------------	--------------

LOW

6.....vs. Charlotte Bobcats.....	Mar. 20, 2010
6.....vs. New Jersey.....	Mar. 12, 2005

QUARTER

HIGH

20 (4).....vs. Washington.....	Jan. 22, 1992
--------------------------------	---------------

LOW

1 (2).....vs. Indiana.....	Jan. 4, 2012
----------------------------	--------------

FIELD GOALS ATTEMPTED

SEASON

HIGHS

7,157.....	1991-92
7,010.....	1989-90
6,974.....	1990-91
6,928.....	1988-89
6,791.....	1992-93

LOWS

3,805^.....	1998-99
5,267~.....	2011-12
6,205.....	2003-04
6,226.....	1996-97
6,261.....	2000-01

GAME

HIGHS

115***.....@ Philadelphia.....	Nov. 20, 1992
109*.....vs. Milwaukee.....	Nov. 21, 2012
107.....@ New Jersey.....	Nov. 7, 1991
106.....@ Sacramento.....	Dec. 10, 1999
106**.....vs. Denver.....	Feb. 15, 1993
106.....@ Denver.....	Feb. 9, 1989

LOWS

55.....@ Utah.....	Jan. 28, 2002
56.....vs. San Antonio.....	Feb. 1, 2003
56.....vs. New York.....	Dec. 13, 2002
58.....@ New Jersey.....	Nov. 17, 2007
58.....vs. Chicago.....	Mar. 30, 2000
58.....vs. Utah.....	Dec. 16, 1995

1ST HALF

HIGH

56.....@ Sacramento.....	Dec. 10, 1999
--------------------------	---------------

LOW

22.....@ New Jersey.....	Nov. 17, 2007
--------------------------	---------------

2ND HALF

HIGH

57.....vs. Atlanta.....	Feb. 19, 1989
-------------------------	---------------

LOW

24.....vs. New York.....	Dec. 13, 2002
24.....@ Utah.....	Jan. 28, 2002

QUARTER

HIGH

33 (1).....@ Denver.....	Dec. 2, 2007
--------------------------	--------------

LOW

8 (4).....@ Toronto.....	Nov. 5, 2013
--------------------------	--------------

OPPONENT RECORDS – TEAM

FIELD GOAL %

SEASON

HIGHS

49.3%.....	1991-92
48.8%.....	1989-90
48.8%.....	1988-89
47.8%.....	1990-91
47.6%.....	1992-93

LOWS

41.1% ^.....	1998-99
42.2%.....	1999-00
42.5%.....	2001-02
42.7%.....	2004-05
42.8%.....	2003-04
42.8%.....	1997-98

GAME

HIGHS

64.4%.....vs. LAL (56-87).....	Nov. 23, 1988
62.4%.....@ SEA (53-85).....	Jan. 5, 1990
62.3%.....@ CHI (48-77).....	Dec. 30, 1994
62.2%.....@ BOS (51-82).....	Apr. 12, 1990
61.6%.....vs. LAC (45-73).....	Nov. 5, 1988

LOWS

23.4%.....@ CHI (18-77).....	Apr. 10, 1999
27.8%.....vs. BOS (22-79).....	Dec. 27, 2002
28.6%.....@ BOS (22-77).....	Jan. 4, 2002
28.8%.....@ ORL (23-80).....	Jan. 27, 2001
28.8%.....vs. NJ (21-73).....	Jan. 23, 2004
28.8%.....@ ORL (21-73).....	Nov. 26, 1997

1ST HALF

HIGH

70.3%.....@ WAS (26-37).....	Apr. 14, 2014
------------------------------	---------------

LOW

19.5%.....@ CHI (8-41).....	Nov. 6, 1993
-----------------------------	--------------

2ND HALF

HIGH

72.1%.....@ SEA (31-43).....	Jan. 5, 1990
------------------------------	--------------

LOW

16.7%.....vs. CHA (6-36).....	Mar. 20, 2010
-------------------------------	---------------

1ST QUARTER

HIGH

82.4%.....@ CHA (14-17).....	Jan. 20, 2010
------------------------------	---------------

LOW

13.3%.....vs. SEA (2-15).....	Mar. 12, 2004
-------------------------------	---------------

2ND QUARTER

HIGH

93.8%.....@ WAS (15-16).....	Apr. 14, 2014
------------------------------	---------------

LOW

6.7%.....vs. IND (1-15).....	Jan. 4, 2012
------------------------------	--------------

3RD QUARTER

HIGH

84.6%.....@ SA (11-13).....	Dec. 10, 1992
-----------------------------	---------------

LOW

10.0%.....vs. ORL (2-20).....	Oct. 29, 2010
-------------------------------	---------------

10.0%.....vs. SAC (2-20).....	Feb. 26, 2008
-------------------------------	---------------

4TH QUARTER

HIGH

82.4%.....@ WAS (14-17).....	Apr. 15, 1993
------------------------------	---------------

LOW

13.0%.....vs. PHI (3-23).....	Mar. 20, 2004
-------------------------------	---------------

FREE THROWS MADE

SEASON

HIGHS

2,050.....	1989-90
2,021.....	1988-89
1,997.....	1990-91
1,889.....	1993-94
1,878.....	1995-96

LOWS

860 ^.....	1998-99
1,056.....	2011-12
1,329.....	2012-13
1,339.....	2000-01
1,374.....	2013-14

GAME

HIGHS

47*.....@ Golden State.....	Dec. 1, 2008
44*.....vs. Utah.....	Nov. 19, 2004
42.....@ N.O. Hornets.....	Mar. 10, 2004
42.....vs. Boston.....	Mar. 28, 1995
41.....@ Detroit.....	Nov. 30, 1995

LOWS

3.....vs. Toronto.....	Dec. 11, 2006
4.....vs. Washington.....	Feb. 24, 2002
5.....vs. Toronto.....	Mar. 31, 2014
5.....@ New York.....	Jan. 9, 2014
5.....@ Portland.....	Jan. 7, 2007
5.....vs. Toronto.....	Nov. 29, 2003
5.....vs. Boston.....	Jan. 6, 2001
5.....vs. L.A. Clippers.....	Apr. 1, 1997
5.....vs. New Jersey.....	Jan. 2, 1997

1ST HALF

HIGH

25.....@ Houston.....	Nov. 17, 1988
-----------------------	---------------

LOW

0.....	Numerous
(most recently: vs. Orlando, Dec. 29, 2014)	

2ND HALF

HIGH

29.....@ L.A. Lakers.....	Jan. 17, 1998
---------------------------	---------------

LOW

0.....	Numerous
(most recently: @ Washington, Apr. 14, 2014)	

QUARTER

HIGH

19 (2).....vs. Indiana.....	Mar. 31, 2002
-----------------------------	---------------

19 (4).....vs. Orlando.....	Dec. 30, 1993
-----------------------------	---------------

LOW

0.....	Numerous
(most recently: vs. Chicago, 1st Q, Apr. 9, 2015)	

^ 50-Game Season ~66-Game Season * Overtime

OPPONENT RECORDS – TEAM

FREE THROWS ATTEMPTED

SEASON

HIGHS

2,716.....	1989-90
2,613.....	1988-89
2,603.....	1990-91
2,527.....	1993-94
2,498.....	1995-96

LOWS

1,167^.....	1998-99
1,457~.....	2011-12
1,735.....	2012-13
1,818.....	2000-01
1,832.....	2013-14

GAME

HIGHS

57.....@ Golden State.....	Jan. 7, 1993
55.....vs. Boston.....	Mar. 28, 1995
54.....@ Utah.....	Jan. 13, 2007
54.....@ L.A. Lakers.....	Jan. 17, 1998
54.....@ Orlando.....	Nov. 28, 1989

LOWS

5.....vs. Toronto.....	Dec. 11, 2006
7.....@ Atlanta.....	Feb. 12, 2012
7.....@ Portland.....	Jan. 7, 2007
8.....vs. Toronto.....	Nov. 29, 2003
8.....vs. Washington.....	Feb. 24, 2002
8.....vs. Boston.....	Jan. 6, 2001
8.....vs. L.A. Clippers.....	Apr. 1, 1997
8.....vs. Houston.....	Nov. 27, 1992

1ST HALF

HIGH

28.....@ Portland.....	Jan. 8, 2006
28.....@ L.A. Lakers.....	Jan. 17, 1998

LOW

0.....@ Milwaukee.....	Mar. 15, 2013
0.....@ Philadelphia.....	Feb. 23, 2013
0.....vs. Dallas.....	Mar. 29, 2012
0.....vs. Atlanta.....	Mar. 7, 2012

2ND HALF

HIGH

37.....@ L.A. Lakers.....	Jan. 17, 1998
---------------------------	---------------

LOW

0.....vs. Milwaukee.....	Apr. 2, 2014
0.....vs. Washington.....	Apr. 21, 2012
0.....@ Philadelphia.....	Nov. 16, 1994

QUARTER

HIGH

26 (4).....@ Detroit.....	Jan. 2, 1994
---------------------------	--------------

LOW

0.....	Numerous
(most recently: vs. Chicago, 1st Q, Apr. 9, 2015)	

FREE THROW %

SEASON

HIGHS

77.3%.....	1988-89
77.1%.....	2008-09
77.0%.....	1992-93
76.8%.....	2003-04
76.7%.....	1990-91

LOWS

72.5%~.....	2011-12
73.0%.....	2014-15
73.1%.....	1996-97
73.6%.....	2001-02
73.7%.....	2000-01
73.7%^.....	1998-99

GAME

HIGHS

100.0%.....vs. MIL (9-9).....	Apr. 2, 2014
100.0%.....vs. BOS (13-13).....	Apr. 12, 2013
100.0%.....vs. MIL (15-15).....	Apr. 6, 2011
100.0%.....@ HOU (10-10).....	Jan. 23, 2000
100.0%.....vs. NY (16-16).....	Apr. 25, 1999
100.0%.....@ CLE (12-12).....	Feb. 1, 1997
100.0%.....vs. WAS (11-11).....	Mar. 29, 1995
100.0%.....vs. BOS (18-18).....	Apr. 17, 1993
100.0%.....@ BOS (35-35).....	Apr. 12, 1990

LOWS

36.8%.....vs. LAL (7-19).....	Dec. 19, 2000
41.7%.....vs. SAC (10-24).....	Dec. 20, 2013
44.0%.....vs. ORL (11-25).....	Apr. 17, 2013
46.2%.....vs. UTA (6-13).....	Mar. 14, 2006
46.7%.....@ CHA (7-15).....	Feb. 11, 2005
46.7%.....vs. UTA (7-15).....	Dec. 22, 1999

^ 50-Game Season ~66-Game Season

OPPONENT RECORDS – TEAM

3-PT. FIELD GOALS MADE

SEASON

HIGHS

694.....	2013-14
666.....	2014-15
624.....	2012-13
591.....	2008-09
552.....	2007-08

LOWS

148.....	1988-89
158.....	1989-90
173.....	1990-91
210.....	1991-92
211 [^]	1998-99

GAME

HIGHS

19.....	@ New York	Nov. 2, 2012
18.....	vs. New York	Dec. 6, 2012
18.....	vs. New York	Jan. 27, 2012
17.....	@ Phoenix	Dec. 9, 2014
17.....	vs. Houston	Nov. 4, 2014
17.....	vs. Atlanta	Dec. 23, 2013
17.....	@ Orlando	Feb. 8, 2012
17.....	@ San Antonio	Mar. 4, 2011
17.....	@ Orlando	Feb. 22, 2009

LOW

0.....	Numerous
	(most recently: @ Atlanta, Nov. 30, 2005)

1ST HALF

HIGH

11.....	@ Phoenix	Jan. 6, 2006
---------	-----------	--------------

LOW

0.....	Numerous
	(most recently: vs. Chicago, Apr. 9, 2015)

2ND HALF

HIGH

12.....	vs. New York	Dec. 6, 2012
---------	--------------	--------------

LOW

0.....	Numerous
	(most recently: vs. Orlando, Mar. 1, 2014)

QUARTER

HIGH

8.....	Numerous
	(most recently: @ Detroit, 2nd Q, Dec. 28, 2012)

LOW

0.....	Numerous
	(most recently: vs. Chicago, 2nd Q, Apr. 9, 2015)

3-PT. FIELD GOALS ATTEMPTED

SEASON

HIGHS

1,917.....	2013-14
1,887.....	2014-15
1,783.....	2012-13
1,584.....	2010-11
1,531.....	2009-10

LOWS

432.....	1988-89
462.....	1989-90
514.....	1990-91
606 [^]	1998-99
606.....	1991-92

GAME

HIGHS

44.....	vs. New York	Dec. 6, 2012
43.....	vs. New York	Jan. 27, 2012
42.....	vs. New York	Apr. 6, 2014
42.....	@ Orlando	Feb. 8, 2012
39.....	vs. Portland	Mar. 24, 2014
39.....	vs. New York	Oct. 28, 2009

LOW

0.....	Numerous
	(most recently: vs. San Antonio, Mar. 22, 1991)

1ST HALF

HIGH

23.....	vs. New York	Jan. 27, 2012
---------	--------------	---------------

LOW

0.....	Numerous
	(most recently: vs. Milwaukee, 3rd Q, Mar. 28, 2009)

2ND HALF

HIGH

27.....	vs. New York	Dec. 6, 2012
---------	--------------	--------------

LOW

0.....	Numerous
	(most recently: vs. Detroit, Apr. 10, 2005)

QUARTER

HIGH

15 (2).....	vs. Dallas	Jan. 30, 2015
15 (2).....	vs. New York	Jan. 27, 2012

LOW

0.....	Numerous
	(most recently: @ Philadelphia, 4th Q, Feb. 3, 2012)

3-PT. FIELD GOAL %

SEASON

HIGHS

38.9%.....	2008-09
36.9%.....	2007-08
36.3%~.....	2011-12
36.2%.....	1996-97
36.2%.....	2013-14

LOWS

33.1%.....	1993-94
33.1%.....	1997-98
33.1%.....	2000-01
33.7%.....	1990-91
33.9%.....	1992-93

[^] 50-Game Season

OPPONENT RECORDS – TEAM

TOTAL REBOUNDS

SEASON

HIGHS

3,592.....	1989-90
3,554.....	1988-89
3,549.....	1991-92
3,540.....	1990-91
3,533.....	2007-08

LOWS

1,961^.....	1998-99
2,624~.....	2011-12
3,185.....	2005-06
3,213.....	2010-11
3,290.....	2012-13
3,290.....	1997-98

GAME

HIGHS

69*.....@ New York.....	Mar. 26, 2008
64*.....@ Denver.....	Mar. 15, 1993
63.....vs. Orlando.....	Jan. 2, 2000
63**.....@ New York.....	Mar. 14, 1991
63.....@ Boston.....	Jan. 24, 1990

LOWS

22.....@ Utah.....	Jan. 28, 2002
24.....vs. New York.....	Apr. 2, 2013
24.....@ Orlando.....	Feb. 11, 2004
25.....	Numerous

(most recently: @ Orlando, Nov. 20, 2013)

1ST HALF

HIGH

34.....@ Atlanta.....	Mar. 31, 2004
34.....@ Boston.....	Nov. 26, 1990

LOW

9.....vs. Denver.....	Dec. 17, 2004
-----------------------	---------------

2ND HALF

HIGH

36.....@ N.O. Hornets.....	Mar. 10, 2004
----------------------------	---------------

LOW

8.....@ Milwaukee.....	Nov. 17, 2004
------------------------	---------------

QUARTER

HIGH

24 (4).....@ N.O. Hornets.....	Mar. 10, 2004
--------------------------------	---------------

LOW

2 (2).....vs. Boston.....	Apr. 12, 2013
2 (4).....vs. Toronto.....	Mar. 28, 2010
2 (3).....vs. Atlanta.....	Feb. 20, 2004
2 (2).....vs. Golden State.....	Dec. 14, 2002
2 (3).....@ Washington.....	Apr. 6, 1994
2 (4).....vs. Seattle.....	Dec. 6, 1990

OFFENSIVE REBOUNDS

SEASON

HIGHS

1,188.....	1988-89
1,176.....	1990-91
1,134.....	1991-92
1,125.....	1989-90
1,074.....	1993-94

LOWS

619^.....	1998-99
727~.....	2011-12
826.....	2005-06
856.....	2009-10
864.....	2010-11

GAME

HIGHS

32.....@ New Jersey.....	Feb. 6, 1991
31.....@ New Jersey.....	Nov. 7, 1991
29.....vs. Boston.....	Jan. 13, 1990
27*.....@ New York.....	Mar. 26, 2008
27.....vs. New Jersey.....	Jan. 2, 1997

LOWS

2.....vs. Charlotte Bobcats.....	Nov. 19, 2010
2.....@ Denver.....	Jan. 18, 2004
2.....vs. Chicago.....	Feb. 18, 2002
2.....vs. Dallas.....	Mar. 7, 2001
3.....	Numerous

(most recently: @ Minnesota, Feb. 4, 2015)

1ST HALF

HIGH

19.....@ New Jersey.....	Nov. 7, 1991
--------------------------	--------------

LOW

0.....	Numerous
--------	----------

(most recently: @ Minnesota, Feb. 4, 2015)

2ND HALF

HIGH

22.....@ New Jersey.....	Feb. 6, 1991
--------------------------	--------------

LOW

0.....	Numerous
--------	----------

(most recently: @ Boston, Mar. 18, 2013)

QUARTER

HIGH

12 (4).....@ Charlotte Bobcats.....	Apr. 5, 2013
-------------------------------------	--------------

LOW

0.....	Numerous
--------	----------

(most recently: @ Philadelphia, 1st Q, Apr. 15, 2015)

^ 50-Game Season ~ 66-Game Season * Overtime ** Double Overtime

OPPONENT RECORDS – TEAM

DEFENSIVE REBOUNDS

SEASON

HIGHS

2,617.....	2007-08
2,536.....	2008-09
2,528.....	2000-01
2,486.....	2003-04
2,484.....	2001-02

LOWS

1,342^.....	1998-99
1,897~.....	2011-12
2,232.....	1997-98
2,266.....	1993-94
2,315.....	1995-96

GAME

HIGHS

51**.....	@ L.A. Clippers.....	Jan. 14, 2005
46.....	vs. New Jersey.....	Dec. 23, 2005
46.....	@ Sacramento.....	Jan. 5, 2003
45**.....	@ New York.....	Mar. 14, 1991
44.....	@ Boston.....	Apr. 1, 2012
44.....	@ Toronto.....	Mar. 19, 2008
44.....	@ L.A. Lakers.....	Feb. 28, 2008
44.....	vs. Utah.....	Dec. 18, 2001
44.....	@ Denver.....	Mar. 15, 1993
44.....	@ Indiana.....	Nov. 16, 1990

LOWS

14.....	vs. Cleveland.....	Mar. 19, 1994
15.....	vs. Washington.....	Jan. 23, 1994
15.....	vs. New Jersey.....	Jan. 26, 1991
16.....	@ Orlando.....	Feb. 11, 2004
16.....	@ Orlando.....	Nov. 12, 1993

1ST HALF

HIGH

27.....	@ Boston.....	Apr. 19, 2006
---------	---------------	---------------

LOW

5.....	vs. New Jersey.....	Mar. 6, 2012
5.....	@ Atlanta.....	Apr. 11, 2011
5.....	vs. New Jersey.....	Jan. 26, 1991

2ND HALF

HIGH

26.....	@ N.O. Hornets.....	Mar. 10, 2004
---------	---------------------	---------------

LOW

5.....	vs. Cleveland.....	Feb. 3, 2005
5.....	vs. Golden State.....	Jan. 30, 1989

QUARTER

HIGH

18 (4).....	@ N.O. Hornets.....	Mar. 10, 2004
-------------	---------------------	---------------

LOW

0 (3).....	@ Utah.....	Nov. 10, 2000
------------	-------------	---------------

ASSISTS

SEASON

HIGHS

2,076.....	1989-90
2,070.....	1991-92
2,062.....	1988-89
2,006.....	1990-91
1,965.....	1992-93

LOWS

853^.....	1998-99
1,297~.....	2011-12
1,421.....	2000-01
1,461.....	2001-02
1,512.....	1996-97

GAME

HIGHS

42.....	@ Cleveland.....	Apr. 6, 1993
42.....	@ Indiana.....	Jan. 18, 1992
40.....	@ Phoenix.....	Dec. 29, 1990
39.....		Numerous
	(most recently: @ Chicago, Mar. 7, 1992)	

LOWS

5.....	vs. Orlando.....	Oct. 29, 2010
6.....	vs. Atlanta.....	May 4, 1999
7.....	vs. Atlanta.....	Jan. 26, 2009
7.....	vs. Denver.....	Feb. 21, 2004
7.....	@ New Jersey.....	Dec. 1, 1989

1ST HALF

HIGH

26.....	@ Phoenix.....	Jan. 6, 2006
---------	----------------	--------------

LOW

2.....	vs. Houston.....	Feb. 9, 2010
2.....	vs. Seattle.....	Mar. 12, 2004

2ND HALF

HIGH

29.....	vs. L.A. Clippers.....	Nov. 5, 1988
---------	------------------------	--------------

LOW

1.....	vs. Atlanta.....	May 4, 1999
--------	------------------	-------------

QUARTER

HIGH

17 (1).....	@ Phoenix.....	Jan. 6, 2006
-------------	----------------	--------------

LOW

0.....		Numerous
	(most recently: vs. Indiana, 4th Q, Nov. 12, 2014)	

^ 50-Game Season ~ 66-Game Season ** Double Overtime

OPPONENT RECORDS – TEAM

BLOCKED SHOTS

SEASON

HIGHS

533.....	1988-89
502.....	1990-91
477.....	1989-90
447.....	1991-92
439.....	2003-04

LOWS

188 ^A	1998-99
246.....	2010-11
256.....	2013-14
262.....	2012-13
264.....	2004-05

GAME

HIGHS

15.....	@ Indiana	Nov. 16, 1990
14.....	@ Detroit	Dec. 3, 2003
14.....	@ Sacramento	Jan. 5, 2003
14.....	@ Toronto	Nov. 4, 1999
14.....	@ Seattle	Dec. 29, 1988

LOW

0.....	Numerous
(most recently: vs. L.A. Clippers, Nov. 20, 2014)	

1ST HALF

HIGH

10.....	vs. Philadelphia	Dec. 23, 2014
---------	------------------	---------------

LOW

0.....	Numerous
(most recently: @ Boston, Mar. 25, 2015)	

2ND HALF

HIGH

9.....	vs. Boston	Nov. 15, 1988
--------	------------	---------------

LOW

0.....	Numerous
(most recently: vs. Boston, Mar. 9, 2015)	

QUARTER

HIGH

6 (4).....	vs. Phoenix	Nov. 3, 2009
6 (3).....	@ New Jersey	Dec. 29, 2008
6 (1).....	@ Indiana	Nov. 2, 2007
6 (4).....	@ Memphis	Apr. 8, 2005
6 (1).....	@ Detroit	Dec. 3, 2003
6 (1).....	@ Detroit	Nov. 20, 2002
6 (2).....	@ Indiana	Dec. 31, 2001
6 (1).....	vs. Philadelphia	Apr. 4, 1995
6 (2).....	vs. Golden State	Apr. 4, 1990

LOW

0.....	Numerous
(most recently: vs. Orlando, 4th Q, Apr. 13, 2015)	

STEALS

SEASON

HIGHS

926.....	1988-89
860.....	1989-90
853.....	1990-91
731.....	1991-92
689.....	1993-94

LOWS

387 ^A	1998-99
517.....	2009-10
528.....	2008-09
549.....	2011-12
560.....	2005-06

GAME

HIGHS

22.....	@ Atlanta	Mar. 11, 1989
22.....	@ San Antonio	Jan. 23, 1989
21.....	vs. San Antonio	Nov. 30, 1988
20.....	vs. Charlotte Bobcats	Apr. 8, 2007
20.....	vs. Charlotte Bobcats	Nov. 12, 2005
20.....	vs. Washington	Apr. 7, 1992
20.....	@ Denver	Mar. 18, 1989

LOW

0.....	@ Phoenix	Jan. 8, 2010
--------	-----------	--------------

1ST HALF

HIGH

15.....	vs. San Antonio	Nov. 30, 1988
---------	-----------------	---------------

LOW

0.....	Numerous
(most recently: @ Charlotte, Jan. 21, 2015)	

2ND HALF

HIGH

12.....	@ San Antonio	Feb. 25, 2003
12.....	vs. L.A. Clippers	Dec. 29, 1994
12.....	vs. Washington	Apr. 7, 1992
12.....	@ Chicago	Mar. 6, 1992

LOW

0.....	Numerous
(most recently: vs. Portland, Mar. 18, 2015)	

QUARTER

HIGH

9 (3).....	vs. Philadelphia	Dec. 23, 2014
9 (4).....	vs. Charlotte Bobcats	Nov. 12, 2005
9 (2).....	vs. San Antonio	Nov. 30, 1988

LOW

0.....	Numerous
(most recently: @ Philadelphia, 2nd Q, Apr. 15, 2015)	

^A 50-Game Season ~ 66-Game Season

OPPONENT RECORDS – TEAM

TURNOVERS

SEASON

HIGHS

1,543.....	1988-89
1,473.....	1989-90
1,466.....	1990-91
1,369.....	2013-14
1,316.....	1991-92

LOWS

677 ^A	1998-99
1,063.....	2005-06
1,081.....	2010-11
1,085.....	2004-05
1,107~.....	2011-12

GAME

HIGHS

30.....	@ Houston.....	Nov. 17, 1988
29.....	Numerous	(most recently: vs. Orlando, Nov. 1, 2000)

LOWS

4.....	vs. Washington.....	Mar. 3, 1993
5.....	@ Detroit.....	Mar. 22, 2006
5.....	@ Dallas.....	Feb. 15, 2003
6.....	Numerous	(most recently: @ Cleveland, Apr. 15, 2013)

1ST HALF

HIGH

20.....	@ New Jersey.....	Nov. 17, 2007
---------	-------------------	---------------

LOW

0.....	vs. N.O. Hornets.....	Apr. 2, 2008
--------	-----------------------	--------------

2ND HALF

HIGH

18.....	@ San Antonio.....	Apr. 4, 1989
---------	--------------------	--------------

LOW

0.....	@ Detroit.....	Mar. 22, 2006
--------	----------------	---------------

QUARTER

HIGH

15 (2).....	@ L.A. Clippers.....	Feb. 28, 1992
-------------	----------------------	---------------

LOW

0.....	Numerous	(most recently: vs. New Orleans, 4th Q, Feb. 21, 2015)
--------	----------	--

DISQUALIFICATIONS

SEASON

HIGHS

30.....	1995-96
24.....	2005-06
24.....	2004-05
23.....	2000-01
23.....	1993-94

LOWS

7.....	2014-15
8.....	2013-14
8.....	2012-13
9~.....	2011-12
9.....	2009-10
9 ^A	1998-99

PERSONAL FOULS

SEASON

HIGHS

2,053.....	1992-93
2,031.....	1995-96
2,020.....	2004-05
1,968.....	1991-92
1,960.....	1990-91

LOWS

1,102 ^A	1998-99
1,356~.....	2011-12
1,632.....	2008-09
1,639.....	2009-10
1,650.....	2007-08

GAME

HIGHS

43.....	@ Dallas.....	Dec. 8, 1992
42**.....	vs. Detroit.....	Nov. 2, 1999
38**.....	vs. Indiana.....	Jan. 15, 1989
37.....	@ Milwaukee.....	Nov. 17, 2004
36.....	Numerous	(most recently: @ Atlanta, Dec. 19, 2007)

LOWS

9.....	@ San Antonio.....	Feb. 25, 2003
10.....	vs. Orlando.....	Feb. 19, 2012
10.....	vs. San Antonio.....	Jan. 5, 2009
10.....	@ Dallas.....	Nov. 3, 2003
10.....	@ Washington.....	Apr. 4, 2001

1ST HALF

HIGH

20.....	@ Dallas.....	Dec. 25, 2011
---------	---------------	---------------

LOW

2.....	vs. Philadelphia.....	Apr. 6, 2013
2.....	@ Memphis.....	Nov. 20, 2010

2ND HALF

HIGH

25.....	@ Milwaukee.....	Nov. 17, 2004
25.....	@ Dallas.....	Dec. 8, 1992

LOW

0.....	Numerous	(most recently: vs. Sacramento, Feb. 22, 2011)
--------	----------	--

QUARTER

HIGH

16 (4).....	vs. Utah.....	Nov. 9, 2010
-------------	---------------	--------------

LOW

0.....	Numerous	(most recently: @ Washington, 1st Q, Jan. 15, 2014)
--------	----------	---

GAME

HIGH

3.....	vs. Orlando.....	Mar. 6, 2013
3.....	@ Washington.....	Nov. 6, 2004
3.....	@ L.A. Lakers.....	Jan. 21, 2001
3**.....	vs. Detroit.....	Nov. 2, 1999
3.....	@ New York.....	Dec. 21, 1994

LOW

0.....	Numerous	(most recently: @ Philadelphia, Apr. 15, 2015)
--------	----------	--

^A 50-Game Season ~ 66-Game Season ** Double Overtime

Management

Players

14/15
Review

Records

Playoffs

History

All-Time
Roster

NBA/NBADL

Opponents

Media

OVERTIME GAMES

vs. Golden State (123-117) Loss	Nov. 18, 1988
vs. Indiana (118-117) Win (2 OT)	Jan. 15, 1989
vs. Dallas (111-110) Loss	Feb. 28, 1989
vs. Denver (131-130) Win (2 OT)	Mar. 10, 1989
vs. Houston (107-104) Win	Apr. 8, 1989
vs. Orlando (122-114) Win	Dec. 8, 1989
@ L.A. Clippers (113-108) Win	Mar. 14, 1990
@ Detroit (109-103) Loss	Jan. 12, 1991
@ New York (125-121) Loss (2 OT)	Mar. 14, 1991
@ Philadelphia (105-103) Loss	Mar. 15, 1991
@ Milwaukee (120-116) Win	Nov. 16, 1991
@ Dallas (114-110) Loss	Dec. 10, 1991
vs. Indiana (118-112) Win	Dec. 18, 1991
@ Seattle (113-109) Loss	Jan. 2, 1992
vs. Houston (111-107) Loss	Jan. 10, 1992
vs. Indiana (116-111) Loss	Mar. 18, 1992
@ Philadelphia (129-128) Loss (3 OT)	Nov. 20, 1992
@ Utah (125-122) Loss (2 OT)	Jan. 12, 1993
@ Portland (104-93) Loss	Jan. 14, 1993
vs. Philadelphia (115-112) Loss	Jan. 20, 1993
@ Washington (104-102) Loss	Jan. 26, 1993
@ New Jersey (117-111) Loss	Feb. 14, 1993
vs. Denver (130-129) Win (2 OT)	Feb. 15, 1993
@ Denver (103-100) Win	Mar. 15, 1993
vs. Washington (121-120) Win	Apr. 23, 1993
@ Houston (115-109) Loss	Dec. 9, 1993
@ New Jersey (110-105) Loss (2 OT)	Dec. 13, 1993
@ Minnesota (108-100) Win	Mar. 2, 1994
@ Phoenix (124-118) Loss	Mar. 22, 1994
vs. Milwaukee (122-112) Win (2 OT)	Dec. 21, 1994
@ Boston (117-113) Loss	Jan. 4, 1995
vs. San Antonio (115-114) Loss	Jan. 20, 1995
vs. Phoenix (121-117) Loss	Mar. 19, 1995
vs. Charlotte Hornets (108-101) Win	Dec. 1, 1995
@ Boston (121-120) Loss (2 OT)	Dec. 4, 1995
@ New Jersey (112-104) Win	Dec. 20, 1995
@ Sacramento (111-108) Win (2 OT)	Nov. 22, 1996
vs. Utah (94-87) Loss	Dec. 19, 1996
@ Washington (108-105) Win	Mar. 7, 1997
vs. Golden State (93-91) Win	Mar. 19, 1997
@ Charlotte Hornets (99-88) Loss	Jan. 2, 1998
vs. Seattle (97-91) Loss	Mar. 3, 1998
@ Toronto (111-105) Win	Apr. 10, 1998
vs. New York (85-84) Win	Mar. 2, 1999
vs. Detroit (128-122) Win (2 OT)	Nov. 2, 1999
vs. Orlando (111-103) Win	Jan. 2, 2000
vs. Chicago (92-85) Loss	Jan. 18, 2000
@ Cleveland (92-90) Win	Mar. 18, 2000
vs. New York (95-94) Win	Apr. 9, 2000
vs. Charlotte Hornets (89-86) Win	Nov. 14, 2000
@ L.A. Clippers (94-88) Win	Dec. 13, 2000
@ Detroit (110-102) Win	Dec. 30, 2000
@ Dallas (95-91) Loss	Feb. 1, 2001
vs. New York (103-100) Loss	Feb. 4, 2001
vs. L.A. Clippers (101-99) Win	Feb. 13, 2001
@ Toronto (98-91) Win	Feb. 15, 2001
@ Detroit (97-93) Win	Mar. 2, 2001
vs. Seattle (87-85) Win	Nov. 6, 2001
@ Cleveland (100-96) Loss	Nov. 24, 2001
@ Seattle (98-94) Win	Dec. 7, 2001
vs. Cleveland (86-81) Loss	Dec. 21, 2001
@ Portland (92-90) Win	Jan. 17, 2002
@ Cleveland (95-93) Win	Jan. 21, 2002
@ Denver (100-94) Win	Jan. 29, 2002
@ Milwaukee (90-88) Win	Feb. 15, 2002
vs. Houston (120-117) Win (2 OT)	Apr. 9, 2002
@ Atlanta (100-94) Loss	Nov. 29, 2002
@ Phoenix (100-90) Win	Dec. 2, 2002
vs. Houston (105-100) Loss	Dec. 16, 2002
vs. Chicago (102-101) Win (2 OT)	Jan. 18, 2003
@ Memphis (126-116) Loss	Feb. 28, 2003

vs. Washington (105-101) Win	Nov. 14, 2003
vs. Detroit (102-100) Loss	Feb. 2, 2004
vs. Dallas (119-118) Win	Mar. 26, 2004
vs. Milwaukee (112-110) Win (2 OT)	Nov. 14, 2004
vs. Utah (107-105) Win	Nov. 19, 2004
@ L.A. Lakers (104-102) Win	Dec. 25, 2004
@ L.A. Clippers (114-112) Loss (2 OT)	Jan. 14, 2005
vs. Indiana (106-100) Loss	Jan. 21, 2005
@ New York (116-110) Win	Feb. 9, 2005
@ Chicago (105-101) Loss	Feb. 22, 2005
@ Indiana (93-91) Loss	Feb. 23, 2005
@ Indiana (114-108) Loss	Mar. 31, 2005
@ Philadelphia (126-119) Loss	Apr. 14, 2005
vs. N.O./Okla. City (109-102) Win	Nov. 15, 2005
vs. Washington (104-101) Win	Dec. 11, 2005
@ Charlotte Bobcats (106-105) Win	Mar. 6, 2006
@ Atlanta (93-88) Win	Nov. 18, 2006
@ Sacramento (93-91) Win	Dec. 7, 2006
@ L.A. Lakers (124-118) Loss	Jan. 15, 2007
@ Philadelphia (98-95) Loss	Jan. 19, 2007
@ Indiana (96-94) Loss	Jan. 24, 2007
@ Cleveland (94-90) Win	Apr. 5, 2007
vs. Charlotte Bobcats (111-103) Loss	Apr. 8, 2007
@ Atlanta (114-111) Loss	Dec. 19, 2007
vs. New Jersey (107-103) Loss	Dec. 20, 2007
vs. Orlando (121-114) Loss	Dec. 28, 2007
vs. Denver (114-113) Loss	Feb. 12, 2008
@ Philadelphia (101-96) Loss	Feb. 23, 2008
@ New York (103-96) Loss	Mar. 26, 2008
@ Golden State (130-129) Win	Dec. 1, 2008
vs. New Jersey (101-96) Win	Jan. 3, 2009
@ Sacramento (119-115) Win	Jan. 9, 2009
vs. Chicago (130-127) Win (2 OT)	Mar. 9, 2009
vs. Utah (140-129) Win (3 OT)	Mar. 14, 2009
@ Boston (112-108) Loss	Mar. 18, 2009
vs. New Orleans Hornets (93-87) Loss	Apr. 7, 2009
vs. Detroit (102-96) Win	Apr. 15, 2009
vs. Boston (112-106) Loss	Jan. 6, 2010
@ Memphis (100-87) Win (2 OT)	Feb. 19, 2010
vs. L.A. Lakers (114-111) Win	Mar. 4, 2010
vs. Orlando (108-102) Loss	Mar. 18, 2010
@ Indiana (105-96) Win	Apr. 2, 2010
vs. New Jersey (94-86) Win (2 OT)	Apr. 14, 2010
vs. Utah (116-114) Loss	Nov. 9, 2010
@ Milwaukee (101-95) Win	Jan. 7, 2011
@ Portland (107-100) Win	Jan. 9, 2011
vs. Atlanta (93-89) Loss	Jan. 18, 2011
@ Atlanta (116-109) Win (3 OT)	Jan. 5, 2012
@ Golden State (111-106) Loss	Jan. 10, 2012
@ L.A. Clippers (95-89) Loss	Jan. 11, 2012
vs. Indiana (93-91) Win	Mar. 10, 2012
@ Orlando (104-98) Loss	Mar. 13, 2012
@ Chicago (96-86) Loss	Apr. 12, 2012
vs. Milwaukee (113-106) Win	Nov. 21, 2012
@ Orlando (112-110) Win	Dec. 31, 2012
vs. Dallas (119-109) Win	Jan. 2, 2013
vs. Toronto (123-116) Win	Jan. 23, 2013
@ Boston (100-98) Loss (2 OT)	Jan. 27, 2013
vs. Sacramento (141-129) Win (2 OT)	Feb. 26, 2013
vs. Atlanta (121-119) Win	Dec. 23, 2013
@ Sacramento (108-103) Loss	Dec. 27, 2013
@ Brooklyn (104-95) Loss (2 OT)	Jan. 10, 2014
@ Charlotte Bobcats (104-96) Win	Jan. 18, 2014
@ Chicago (95-88) Loss	Mar. 9, 2014
vs. Minnesota (122-121) Loss (2 OT)	Apr. 4, 2014
@ Orlando (93-90) Win	Feb. 25, 2015
vs. Sacramento (114-109) Win	Mar. 7, 2015

MIAMI HEAT OVERTIME RECORD (73-65, .529)

Single Overtime Games	58-56 (.509)
Double Overtime Games	13-8 (.619)
Triple Overtime Games	2-1 (.667)

YEARLY LEADERS

GAMES PLAYED

1988-89	Grant Long	82
1989-90	Rory Sparrow	82
1990-91	Bimbo Coles	82
1991-92	Grant Long	82
1992-93	Glen Rice	82
1993-94	Glen Rice	81
1994-95	Glen Rice	82
1995-96	Keith Askins	75
1996-97	Isaac Austin	82
1997-98	Eric Murdock	82
1998-99	P.J. Brown	50
	Terry Porter	50
1999-00	P.J. Brown	80
2000-01	Bruce Bowen	82
	Brian Grant	82
	A.C. Green	82
2001-02	Eddie Jones	81
2002-03	Brian Grant	82
2003-04	Rafer Alston	82
2004-05	Damon Jones	82
2005-06	Antoine Walker	82
2006-07	Udonis Haslem	79
2007-08	Ricky Davis	82
2008-09	Mario Chalmers	82
2009-10	Joel Anthony	80
2010-11	James Jones	81
2011-12	Shane Battier	65
	Norris Cole	65
2012-13	Norris Cole	80
2013-14	Norris Cole	82
2014-15	Mario Chalmers	80

STARTS

1988-89	Rory Sparrow	79
1989-90	Rony Seikaly	72
1990-91	Glen Rice	77
1991-92	Grant Long	82
1992-93	Glen Rice	82
1993-94	Glen Rice	81
1994-95	Glen Rice	82
1995-96	Alonzo Mourning	70
1996-97	Tim Hardaway	81
1997-98	Tim Hardaway	81
	Voshon Lenard	81
1998-99	P.J. Brown	50
1999-00	P.J. Brown	80
2000-01	Anthony Mason	80
2001-02	Eddie Jones	81
2002-03	Brian Grant	82
2003-04	Eddie Jones	81
2004-05	Udonis Haslem	80
	Eddie Jones	80
2005-06	Udonis Haslem	80
2006-07	Udonis Haslem	79
2007-08	Jason Williams	53
2008-09	Mario Chalmers	82
2009-10	Michael Beasley	78
2010-11	LeBron James	79
2011-12	Mario Chalmers	64
2012-13	Mario Chalmers	77
2013-14	Chris Bosh	79
2014-15	Luol Deng	79

MINUTES PLAYED

1988-89	Rory Sparrow	2,613
1989-90	Sherman Douglas	2,470
1990-91	Glen Rice	2,646
1991-92	Grant Long	3,063
1992-93	Glen Rice	3,082
1993-94	Glen Rice	2,999
1994-95	Glen Rice	3,014
1995-96	Alonzo Mourning	2,671
1996-97	Tim Hardaway	3,136
1997-98	Tim Hardaway	3,031
1998-99	Tim Hardaway	1,772
1999-00	Jamal Mashburn	2,828
2000-01	Anthony Mason	3,254
2001-02	Eddie Jones	3,156
2002-03	Caron Butler	2,858
2003-04	Lamar Odom	3,003
2004-05	Dwyane Wade	2,974
2005-06	Dwyane Wade	2,892
2006-07	Udonis Haslem	2,483
2007-08	Ricky Davis	2,963
2008-09	Dwyane Wade	3,048
2009-10	Dwyane Wade	2,792
2010-11	LeBron James	3,063
2011-12	LeBron James	2,326
2012-13	LeBron James	2,877
2013-14	LeBron James	2,902
2014-15	Luol Deng	2,421

POINTS

1988-89	Kevin Edwards	1,094
1989-90	Rony Seikaly	1,228
1990-91	Sherman Douglas	1,352
1991-92	Glen Rice	1,765
1992-93	Glen Rice	1,554
1993-94	Glen Rice	1,708
1994-95	Glen Rice	1,831
1995-96	Alonzo Mourning	1,623
1996-97	Tim Hardaway	1,644
1997-98	Tim Hardaway	1,528
1998-99	Alonzo Mourning	924
1999-00	Alonzo Mourning	1,718
2000-01	Anthony Mason	1,290
2001-02	Eddie Jones	1,480
2002-03	Caron Butler	1,201
2003-04	Eddie Jones	1,401
2004-05	Dwyane Wade	1,854
2005-06	Dwyane Wade	2,040
2006-07	Dwyane Wade	1,397
2007-08	Dwyane Wade	1,254
2008-09	Dwyane Wade	2,386
2009-10	Dwyane Wade	2,045
2010-11	LeBron James	2,111
2011-12	LeBron James	1,683
2012-13	LeBron James	2,036
2013-14	LeBron James	2,089
2014-15	Dwyane Wade	1,331

Management

Players

Review

Records

Playoffs

History

All-Time Roster

NBA/NBADL

Opponents

Media

YEARLY LEADERS

SCORING AVERAGE

1988-89	Kevin Edwards	13.8
1989-90	Rony Seikaly	16.6
1990-91	Sherman Douglas	18.5
1991-92	Glen Rice	22.3
1992-93	Glen Rice	19.0
1993-94	Glen Rice	21.1
1994-95	Glen Rice	22.3
1995-96	Alonzo Mourning	23.2
1996-97	Tim Hardaway	20.3
1997-98	Alonzo Mourning	19.2
1998-99	Alonzo Mourning	20.1
1999-00	Alonzo Mourning	21.7
2000-01	Eddie Jones	17.4
2001-02	Eddie Jones	18.3
2002-03	Eddie Jones	18.5
2003-04	Eddie Jones	17.3
2004-05	Dwyane Wade	24.1
2005-06	Dwyane Wade	27.2
2006-07	Dwyane Wade	27.4
2007-08	Dwyane Wade	24.6
2008-09	Dwyane Wade	30.2
2009-10	Dwyane Wade	26.6
2010-11	LeBron James	26.7
2011-12	LeBron James	27.1
2012-13	LeBron James	26.8
2013-14	LeBron James	27.1
2014-15	Dwyane Wade	21.5

FIELD GOALS MADE

1988-89	Kevin Edwards	470
1989-90	Rony Seikaly	486
1990-91	Glen Rice	550
1991-92	Glen Rice	672
1992-93	Glen Rice	582
1993-94	Glen Rice	663
1994-95	Glen Rice	667
1995-96	Alonzo Mourning	563
1996-97	Tim Hardaway	575
1997-98	Tim Hardaway	558
1998-99	Alonzo Mourning	324
1999-00	Alonzo Mourning	652
2000-01	Brian Grant	484
2001-02	Eddie Jones	517
2002-03	Caron Butler	429
2003-04	Lamar Odom	485
2004-05	Shaquille O'Neal	658
2005-06	Dwyane Wade	699
2006-07	Dwyane Wade	472
2007-08	Dwyane Wade	439
2008-09	Dwyane Wade	854
2009-10	Dwyane Wade	719
2010-11	LeBron James	758
2011-12	LeBron James	621
2012-13	LeBron James	765
2013-14	LeBron James	767
2014-15	Dwyane Wade	509

FIELD GOALS ATTEMPTED

1988-89	Kevin Edwards	1,105
1989-90	Glen Rice	1,071
1990-91	Glen Rice	1,193
1991-92	Glen Rice	1,432
1992-93	Glen Rice	1,324
1993-94	Glen Rice	1,421
1994-95	Glen Rice	1,403
1995-96	Alonzo Mourning	1,076
1996-97	Tim Hardaway	1,384
1997-98	Tim Hardaway	1,296
1998-99	Tim Hardaway	752
1999-00	Alonzo Mourning	1,184
2000-01	Tim Hardaway	1,042
2001-02	Eddie Jones	1,198
2002-03	Caron Butler	1,032
2003-04	Eddie Jones	1,156
2004-05	Dwyane Wade	1,318
2005-06	Dwyane Wade	1,413
2006-07	Dwyane Wade	962
2007-08	Ricky Davis	971
2008-09	Dwyane Wade	1,739
2009-10	Dwyane Wade	1,511
2010-11	LeBron James	1,485
2011-12	LeBron James	1,169
2012-13	LeBron James	1,354
2013-14	LeBron James	1,353
2014-15	Dwyane Wade	1,084

3-POINT FIELD GOALS MADE

1988-89	Jon Sundvold	48
1989-90	Jon Sundvold	44
1990-91	Glen Rice	71
1991-92	Glen Rice	155
1992-93	Glen Rice	148
1993-94	Glen Rice	132
1994-95	Glen Rice	185
1995-96	Rex Chapman	125
1996-97	Tim Hardaway	203
1997-98	Tim Hardaway	155
1998-99	Tim Hardaway	112
1999-00	Tim Hardaway	112
2000-01	Tim Hardaway	189
2001-02	Eddie Jones	149
2002-03	Eddie Jones	98
2003-04	Eddie Jones	177
2004-05	Damon Jones	225
2005-06	Antoine Walker	137
2006-07	Jason Kapon	108
2007-08	Ricky Davis	135
2008-09	Daequan Cook	153
2009-10	Quentin Richardson	142
2010-11	James Jones	123
2011-12	Mario Chalmers	101
2012-13	Ray Allen	139
2013-14	Ray Allen	116
	LeBron James	116
2014-15	Luol Deng	78

YEARLY LEADERS

3-POINT FIELD GOALS ATTEMPTED

1988-89	Jon Sundvold	92
1989-90	Jon Sundvold	100
1990-91	Glen Rice	184
1991-92	Glen Rice	396
1992-93	Glen Rice	386
1993-94	Glen Rice	346
1994-95	Glen Rice	451
1995-96	Rex Chapman	337
1996-97	Tim Hardaway	590
1997-98	Tim Hardaway	442
1998-99	Tim Hardaway	311
1999-00	Dan Majerle	304
2000-01	Tim Hardaway	517
2001-02	Eddie Jones	382
2002-03	Eddie Jones	241
2003-04	Eddie Jones	479
2004-05	Damon Jones	521
2005-06	Antoine Walker	383
2006-07	Antoine Walker	305
2007-08	Ricky Davis	333
2008-09	Daequan Cook	395
2009-10	Quentin Richardson	358
2010-11	James Jones	287
2011-12	Mario Chalmers	260
2012-13	Ray Allen	332
2013-14	Ray Allen	309
2014-15	Mario Chalmers	248

FREE THROWS MADE

1988-89	Grant Long	304
1989-90	Rony Seikaly	256
1990-91	Sherman Douglas	284
1991-92	Rony Seikaly	370
1992-93	Rony Seikaly	397
1993-94	Rony Seikaly	304
1994-95	Glen Rice	312
1995-96	Alonzo Mourning	488
1996-97	Alonzo Mourning	363
1997-98	Alonzo Mourning	309
1998-99	Alonzo Mourning	276
1999-00	Alonzo Mourning	414
2000-01	Anthony Mason	370
2001-02	Eddie Jones	297
2002-03	Caron Butler	309
2003-04	Lamar Odom	340
2004-05	Dwyane Wade	581
2005-06	Dwyane Wade	629
2006-07	Dwyane Wade	432
2007-08	Dwyane Wade	354
2008-09	Dwyane Wade	590
2009-10	Dwyane Wade	534
2010-11	LeBron James	503
2011-12	LeBron James	387
2012-13	LeBron James	403
2013-14	LeBron James	439
2014-15	Dwyane Wade	284

FREE THROWS ATTEMPTED

1988-89	Grant Long	406
1989-90	Rony Seikaly	431
1990-91	Rony Seikaly	417
1991-92	Rony Seikaly	505
1992-93	Rony Seikaly	540
1993-94	Rony Seikaly	422
1994-95	Glen Rice	365
1995-96	Alonzo Mourning	712
1996-97	Alonzo Mourning	565
1997-98	Alonzo Mourning	465
1998-99	Alonzo Mourning	423
1999-00	Alonzo Mourning	582
2000-01	Anthony Mason	474
2001-02	Alonzo Mourning	431
2002-03	Caron Butler	375
2003-04	Lamar Odom	458
2004-05	Shaquille O'Neal	765
2005-06	Dwyane Wade	803
2006-07	Dwyane Wade	535
2007-08	Dwyane Wade	467
2008-09	Dwyane Wade	771
2009-10	Dwyane Wade	702
2010-11	LeBron James	663
2011-12	LeBron James	502
2012-13	LeBron James	535
2013-14	LeBron James	585
2014-15	Dwyane Wade	370

TOTAL REBOUNDS

1988-89	Billy Thompson	572
1989-90	Rony Seikaly	766
1990-91	Rony Seikaly	709
1991-92	Rony Seikaly	934
1992-93	Rony Seikaly	846
1993-94	Rony Seikaly	740
1994-95	Kevin Willis	696
1995-96	Alonzo Mourning	727
1996-97	P.J. Brown	670
1997-98	P.J. Brown	635
1998-99	Alonzo Mourning	507
1999-00	Alonzo Mourning	753
2000-01	Anthony Mason	770
2001-02	Alonzo Mourning	632
2002-03	Brian Grant	837
2003-04	Lamar Odom	776
2004-05	Shaquille O'Neal	760
2005-06	Udonis Haslem	634
2006-07	Udonis Haslem	654
2007-08	Udonis Haslem	443
2008-09	Udonis Haslem	618
2009-10	Udonis Haslem	629
2010-11	Chris Bosh	641
2011-12	LeBron James	492
2012-13	LeBron James	610
2013-14	LeBron James	533
2014-15	Hassan Whiteside	482

Management

Players

14/15
Review

Records

Playoffs

History

All-Time
Roster

NBA/NBADL

Opponents

Media

YEARLY LEADERS

OFFENSIVE REBOUNDS

1988-89	Billy Thompson	241
1989-90	Rony Seikaly	253
1990-91	Grant Long	225
1991-92	Rony Seikaly	307
1992-93	Rony Seikaly	259
1993-94	Rony Seikaly	244
1994-95	Kevin Willis	217
1995-96	Alonzo Mourning	218
1996-97	P.J. Brown	239
1997-98	P.J. Brown	235
1998-99	Alonzo Mourning	166
1999-00	P.J. Brown	216
2000-01	Brian Grant	217
2001-02	Alonzo Mourning	182
2002-03	Brian Grant	241
2003-04	Udonis Haslem	189
2004-05	Shaquille O'Neal	253
2005-06	Shaquille O'Neal	172
2006-07	Udonis Haslem	188
2007-08	Udonis Haslem	107
2008-09	Udonis Haslem	169
2009-10	Udonis Haslem	167
2010-11	Chris Bosh	141
2011-12	Udonis Haslem	117
2012-13	Chris Bosh	131
2013-14	Chris Andersen	129
2014-15	Hassan Whiteside	145

DEFENSIVE REBOUNDS

1988-89	Rony Seikaly	345
1989-90	Rony Seikaly	513
1990-91	Rony Seikaly	502
1991-92	Rony Seikaly	627
1992-93	Rony Seikaly	587
1993-94	Rony Seikaly	496
1994-95	Kevin Willis	479
1995-96	Alonzo Mourning	509
1996-97	Alonzo Mourning	467
1997-98	P.J. Brown	400
1998-99	Alonzo Mourning	341
1999-00	Alonzo Mourning	538
2000-01	Anthony Mason	601
2001-02	Alonzo Mourning	450
2002-03	Brian Grant	596
2003-04	Lamar Odom	616
2004-05	Shaquille O'Neal	507
2005-06	Udonis Haslem	467
2006-07	Udonis Haslem	466
2007-08	Udonis Haslem	336
2008-09	Udonis Haslem	449
2009-10	Udonis Haslem	462
2010-11	LeBron James	510
2011-12	LeBron James	398
2012-13	LeBron James	513
2013-14	LeBron James	452
2014-15	Hassan Whiteside	337

REBOUND AVERAGE

1988-89	Billy Thompson	7.2
1989-90	Rony Seikaly	10.4
1990-91	Rony Seikaly	11.1
1991-92	Rony Seikaly	11.8
1992-93	Rony Seikaly	11.8
1993-94	Rony Seikaly	10.3
1994-95	Kevin Willis	10.7
1995-96	Alonzo Mourning	10.4
1996-97	Alonzo Mourning	9.9
1997-98	Alonzo Mourning	9.6
1998-99	Alonzo Mourning	11.0
1999-00	Alonzo Mourning	9.5
2000-01	Anthony Mason	9.6
2001-02	Alonzo Mourning	8.4
2002-03	Brian Grant	10.2
2003-04	Lamar Odom	9.7
2004-05	Shaquille O'Neal	10.4
2005-06	Shaquille O'Neal	9.2
2006-07	Udonis Haslem	8.3
2007-08	Udonis Haslem	9.0
2008-09	Udonis Haslem	8.2
2009-10	Udonis Haslem	8.1
2010-11	Chris Bosh	8.3
2011-12	Chris Bosh	7.9
	LeBron James	7.9
2012-13	LeBron James	8.0
2013-14	LeBron James	6.9
2014-15	Hassan Whiteside	10.0

ASSISTS

1988-89	Rory Sparrow	429
1989-90	Sherman Douglas	619
1990-91	Sherman Douglas	624
1991-92	Bimbo Coles	366
1992-93	Bimbo Coles	373
1993-94	Steve Smith	394
1994-95	Bimbo Coles	416
1995-96	Bimbo Coles	296
1996-97	Tim Hardaway	695
1997-98	Tim Hardaway	672
1998-99	Tim Hardaway	352
1999-00	Tim Hardaway	385
2000-01	Tim Hardaway	483
2001-02	Rod Strickland	463
2002-03	Travis Best	255
2003-04	Rafer Alston	372
2004-05	Dwyane Wade	520
2005-06	Dwyane Wade	503
2006-07	Dwyane Wade	384
2007-08	Dwyane Wade	354
2008-09	Dwyane Wade	589
2009-10	Dwyane Wade	501
2010-11	LeBron James	554
2011-12	LeBron James	387
2012-13	LeBron James	551
2013-14	LeBron James	488
2014-15	Mario Chalmers	307

YEARLY LEADERS

STEALS

1988-89	Kevin Edwards	139
1989-90	Sherman Douglas	145
1990-91	Kevin Edwards	129
1991-92	Grant Long	139
1992-93	Grant Long	104
1993-94	Glen Rice	110
1994-95	Glen Rice	112
1995-96	Alonzo Mourning	70
1996-97	Tim Hardaway	151
1997-98	Tim Hardaway	136
1998-99	Tim Hardaway	57
1999-00	Anthony Carter	93
2000-01	Eddie Jones	110
2001-02	Eddie Jones	117
2002-03	Caron Butler	137
2003-04	Rafer Alston	114
2004-05	Dwyane Wade	121
2005-06	Dwyane Wade	146
2006-07	Dwyane Wade	107
2007-08	Ricky Davis	87
	Dwyane Wade	87
2008-09	Dwyane Wade	173
2009-10	Dwyane Wade	142
2010-11	LeBron James	124
2011-12	LeBron James	115
2012-13	LeBron James	129
2013-14	LeBron James	121
2014-15	Mario Chalmers	122

BLOCKED SHOTS

1988-89	Billy Thompson	105
1989-90	Rony Seikaly	124
1990-91	Rony Seikaly	86
1991-92	Rony Seikaly	121
1992-93	Rony Seikaly	83
1993-94	Rony Seikaly	100
1994-95	John Salley	85
1995-96	Alonzo Mourning	189
1996-97	Alonzo Mourning	189
1997-98	Alonzo Mourning	130
1998-99	Alonzo Mourning	180
1999-00	Alonzo Mourning	294
2000-01	Brian Grant	71
2001-02	Alonzo Mourning	186
2002-03	Malik Allen	78
2003-04	Lamar Odom	71
2004-05	Shaquille O'Neal	171
2005-06	Alonzo Mourning	173
2006-07	Alonzo Mourning	178
2007-08	Shaquille O'Neal	54
2008-09	Dwyane Wade	106
2009-10	Joel Anthony	109
2010-11	Joel Anthony	93
2011-12	Joel Anthony	84
2012-13	Chris Bosh	101
2013-14	Chris Andersen	97
2014-15	Hassan Whiteside	123

ASSIST-TO-TURNOVER RATIO

1988-89	Rory Sparrow	2.10
1989-90	Rory Sparrow	3.10
1990-91	Bimbo Coles	2.37
1991-92	Brian Shaw	2.40
1992-93	Bimbo Coles	3.45
1993-94	Bimbo Coles	2.46
1994-95	Bimbo Coles	2.67
1995-96	Tony Smith	2.62
1996-97	Tim Hardaway	3.02
1997-98	Tim Hardaway	3.00
1998-99	Dan Majerle	2.73
1999-00	Dan Majerle	3.32
2000-01	Tim Hardaway	2.56
2001-02	Anthony Carter	2.97
2002-03	Anthony Carter	2.51
2003-04	Rafer Alston	2.91
2004-05	Damon Jones	3.57
2005-06	Jason Williams	2.87
2006-07	Jason Williams	3.22
2007-08	Jason Williams	3.37
2008-09	Chris Quinn	4.00
2009-10	Carlos Arroyo	4.17
2010-11	Carlos Arroyo	2.33
2011-12	Shane Battier	2.22
2012-13	Mike Miller	2.83
2013-14	Mario Chalmers	2.20
2014-15	Mario Chalmers	1.77

DOUBLE-DOUBLES

1988-89	Rony Seikaly	18
1989-90	Rony Seikaly	37
1990-91	Rony Seikaly	36
1991-92	Rony Seikaly	53
1992-93	Rony Seikaly	43
1993-94	Rony Seikaly	34
1994-95	Kevin Willis	36
1995-96	Alonzo Mourning	42
1996-97	Alonzo Mourning	32
1997-98	Tim Hardaway	35
1998-99	Alonzo Mourning	29
1999-00	Alonzo Mourning	38
2000-01	Anthony Mason	36
2001-02	Alonzo Mourning	26
2002-03	Brian Grant	31
2003-04	Lamar Odom	37
2004-05	Shaquille O'Neal	43
2005-06	Shaquille O'Neal	24
2006-07	Udonis Haslem	21
2007-08	Udonis Haslem	11
2008-09	Udonis Haslem	20
	Dwyane Wade	20
2009-10	Udonis Haslem	21
2010-11	LeBron James	31
2011-12	LeBron James	23
2012-13	LeBron James	36
2013-14	LeBron James	12
2014-15	Hassan Whiteside	22

Management

Players

Review

Records

Playoffs

History

All-Time Roster

NBA/NBADL

Opponents

Media

14/15

ROOKIE RECORDS

GAMES PLAYED

Mario Chalmers (2008-09)	82
Bimbo Coles (1990-91)	82
Grant Long (1988-89)	82
Michael Beasley (2008-09)	81
Sherman Douglas (1989-90)	81

GAMES STARTED

Mario Chalmers (2008-09)	82
Caron Butler (2002-03)	78
Grant Long (1988-89)	73
Sherman Douglas (1989-90)	66
Kevin Edwards (1988-89)	62
Rony Seikaly (1988-89)	62

SCORING AVERAGE

Dwyane Wade (2003-04)	16.2
Caron Butler (2002-03)	15.4
Sherman Douglas (1989-90)	14.3
Michael Beasley (2008-09)	13.9
Kevin Edwards (1988-89)	13.8

POINTS

Caron Butler (2002-03)	1,201
Sherman Douglas (1989-90)	1,155
Michael Beasley (2008-09)	1,123
Kevin Edwards (1988-89)	1,094
Glen Rice (1989-90)	1,048

FIELD GOALS MADE

Glen Rice (1989-90)	470
Kevin Edwards (1988-89)	470
Sherman Douglas (1989-90)	463
Michael Beasley (2008-09)	452
Caron Butler (2002-03)	429

FIELD GOALS ATTEMPTED

Kevin Edwards (1988-89)	1,105
Glen Rice (1989-90)	1,071
Caron Butler (2002-03)	1,032
Michael Beasley (2008-09)	957
Sherman Douglas (1989-90)	938

FIELD GOAL %

(500 FGA MIN.)

Kurt Thomas (1995-96)	50.1%
Sherman Douglas (1989-90)	49.4%
Grant Long (1988-89)	48.6%
Harold Miner (1992-93)	47.5%
Michael Beasley (2008-09)	47.2%

3-PT. FIELD GOALS MADE

Mario Chalmers (2008-09)	119
Daequan Cook (2007-08)	79
Khalid Reeves (1994-95)	67
Rasual Butler (2002-03)	50
Shabazz Napier (2014-15)	43

3-PT. FIELD GOALS ATTEMPTED

Mario Chalmers (2008-09)	311
Daequan Cook (2007-08)	238
Rasual Butler (2002-03)	171
Khalid Reeves (1994-95)	171
Steve Smith (1991-92)	125

3-PT. FIELD GOAL %

(50 3-PT. FGA MIN.)

Sasha Danilovic (1995-96)	43.6%
Michael Beasley (2008-09)	40.7%
Khalid Reeves (1994-95)	39.2%
Mario Chalmers (2008-09)	36.7%
Shabazz Napier (2014-15)	36.4%



Caron Butler set HEAT rookie records in points (1,201), free throws made (309), free throw percentage (.824) and minutes (2,858) during the 2002-03 season.

ROOKIE RECORDS

FREE THROWS MADE

Caron Butler (2002-03)	309
Grant Long (1988-89)	304
Dwyane Wade (2003-04)	233
Willie Burton (1990-91)	229
Sherman Douglas (1989-90)	224

FREE THROWS ATTEMPTED

Grant Long (1988-89)	406
Caron Butler (2002-03)	375
Rony Seikaly (1988-89)	354
Sherman Douglas (1989-90)	326
Dwyane Wade (2003-04)	312

FREE THROW % (100 FTA MIN.)

Caron Butler (2002-03)	82.4%
Willie Burton (1990-91)	78.2%
Michael Beasley (2008-09)	77.2%
Mario Chalmers (2008-09)	76.7%
Udonis Haslem (2003-04)	76.5%

TOTAL REBOUNDS

Rony Seikaly (1988-89)	549
Grant Long (1988-89)	546
Udonis Haslem (2003-04)	473
Michael Beasley (2008-09)	439
Kurt Thomas (1995-96)	439

OFFENSIVE REBOUNDS

Grant Long (1988-89)	240
Rony Seikaly (1988-89)	204
Udonis Haslem (2003-04)	189
Caron Butler (2002-03)	135
Kurt Thomas (1995-96)	122

DEFENSIVE REBOUNDS

Rony Seikaly (1988-89)	345
Michael Beasley (2008-09)	329
Kurt Thomas (1995-96)	317
Grant Long (1988-89)	306
Udonis Haslem (2003-04)	284

ASSISTS

Sherman Douglas (1989-90)	619
Mario Chalmers (2008-09)	403
Anthony Carter (1999-00)	378
Kevin Edwards (1988-89)	349
Khalid Reeves (1994-95)	288

BLOCKED SHOTS

Rony Seikaly (1988-89)	96
Grant Long (1988-89)	48
Rasual Butler (2002-03)	43
Michael Beasley (2008-09)	37
Kurt Thomas (1995-96)	36

STEALS

Mario Chalmers (2008-09)	160
Sherman Douglas (1989-90)	145
Kevin Edwards (1988-89)	139
Caron Butler (2002-03)	137
Grant Long (1988-89)	122

MINUTES

Caron Butler (2002-03)	2,858
Mario Chalmers (2008-09)	2,626
Sherman Douglas (1989-90)	2,470
Grant Long (1988-89)	2,435
Kevin Edwards (1988-89)	2,349

PERSONAL FOULS

Grant Long (1988-89)	337
Willie Burton (1990-91)	275
Kurt Thomas (1995-96)	271
Rony Seikaly (1988-89)	258
Mario Chalmers (2008-09)	240

DISQUALIFICATIONS

Grant Long (1988-89)	13
Rony Seikaly (1988-89)	8
Kurt Thomas (1995-96)	7
Mario Chalmers (2008-09)	6
Matt Geiger (1992-93)	6
Willie Burton (1990-91)	6

TURNOVERS

Sherman Douglas (1989-90)	246
Kevin Edwards (1988-89)	246
Grant Long (1988-89)	201
Rony Seikaly (1988-89)	200
Dwyane Wade (2003-04)	196

MISCELLANEOUS

MIAMI HEAT ROOKIE SINGLE-GAME RECORDS

MOST POINTS:

37..... Sherman Douglas..... @ Boston (Apr. 12, 1990)

MOST FGM:

15..... Dwyane Wade..... vs. Atlanta (Dec. 16, 2003)

15..... Caron Butler..... vs. Minnesota (Mar. 28, 2003)

15..... Sherman Douglas..... @ Boston (Apr. 12, 1990)

MOST FGA:

26*..... Sherman Douglas.. @ L.A. Clippers (Mar. 14, 1990)

26..... Glen Rice..... vs. Boston (Jan. 13, 1990)

MOST 3-PT FGM:

6..... Mario Chalmers..... vs. Cleveland (Dec. 30, 2008)

6..... Sasha Danilovic..... @ Phoenix (Dec. 9, 1995)

MOST 3-PT FGA:

11*..... Khalid Reeves..... vs. Phoenix (Mar. 19, 1995)

MOST FTM:

14..... Dwyane Wade..... vs. Utah (Feb. 17, 2004)

MOST FTA:

17..... Dwyane Wade..... vs. Utah (Feb. 17, 2004)

* Overtime ** Double Overtime

MOST OFFENSIVE REBOUNDS:

8..... Udonis Haslem..... vs. Detroit (Oct. 31, 2003)

8..... Grant Long..... @ L.A. Clippers (Mar. 15, 1989)

MOST DEFENSIVE REBOUNDS:

14..... Michael Beasley..... vs. New York (Apr. 12, 2009)

MOST TOTAL REBOUNDS:

17..... Udonis Haslem..... vs. Boston (Jan. 20, 2004)

MOST ASSISTS:

17..... Sherman Douglas..... @ Atlanta (Feb. 26, 1990)

MOST STEALS:

9..... Mario Chalmers.. vs. Philadelphia (Nov. 5, 2008)

MOST TURNOVERS:

11..... Kevin Edwards..... @ Portland (Jan. 3, 1989)

MOST BLOCKS:

6..... Joel Anthony..... @ Indiana (Mar. 31, 2008)

6..... Grant Long..... @ Utah (Feb. 7, 1989)

6..... Rony Seikaly..... @ Denver (Dec. 30, 1988)

MOST MINUTES:

54**..... Kevin Edwards..... vs. Denver (Mar. 10, 1989)

THE RECORD-SETTING 27-GAME WIN STREAK

In a historic season filled with many highlights, one of the most enduring memories of the 2012-13 season for the Miami HEAT was a franchise-record 27-game winning streak from Feb. 3, 2013-Mar. 25, 2013. The streak began with a win at Toronto (100-85) on Feb. 3 and ended with a loss at Chicago (101-97) on Mar. 27. In addition to being the longest streak in franchise history it represents the second longest winning streak in NBA history.

KEY FACTS & FIGURES OF THE RECORD-SETTING STREAK

Home/Road:.....	14 at home/13 on the road
By Conference:.....	19 vs. the Eastern Conference/8 vs. the Western Conference
Come-from-Behind Victories:.....	25
Largest Come-from-Behind Victory:.....	27 at Cleveland on Mar. 20 (trailed 67-40 with 7:04 left in the 3rd quarter)
Double-Digit Comebacks:.....	7 (including four straight from Mar. 18-24)
Double-Digit Wins:.....	17
Wire-to-Wire Victories:.....	2 (at Oklahoma City on Feb. 14 and vs. Atlanta on Mar. 12)
Largest Win:.....	32 (109-77) vs. Charlotte on Mar. 24
One-point wins:.....	1 (97-96 vs. Orlando on Mar. 6)
Games Decided by 5-points or less:.....	6
Overtime Games:.....	1 (141-129 double-overtime vs. Sacramento on Feb. 26)
Scoring Margin:.....	+ 11.9 ppg (Miami: 2,843 points, 105.3 ppg/Opponents: 2,521 points, 93.4 ppg)
HEAT Scoring Leader:.....	LeBron James (728 points, 27.0 ppg)
HEAT Rebound Leader:.....	LeBron James (219 rebounds, 8.1 rpg)
HEAT Assist Leader:.....	LeBron James (215 assists, 8.0 apg)
Total Attendance:.....	533,375 (19,755 per game) with 24 sellouts

TEAMS DEFEATED: 20

Atlanta-2.....	(Game 8: 103-90 at Atlanta on Feb. 20/ Game 19: 98-81 at Miami on Mar. 12)	Milwaukee-1.....	(Game 21: 107-94 at Milwaukee on Mar. 15)
Boston-1.....	(Game 23: 105-103 at Boston on Mar. 18)	Minnesota-1.....	(Game 15: 97-81 at Minnesota on Mar. 4)
Charlotte-2.....	(Game 2: 99-94 at Miami on Feb. 4/ Game 26: 109-77 at Miami on Mar. 24)	New York-1.....	(Game 14: 99-93 at New York on Mar. 3)
Chicago-1.....	(Game 9: 86-67 at Chicago on Feb. 21)	Oklahoma City-1.....	(Game 7: 110-100 at Oklahoma City, Feb. 14)
Cleveland-2.....	(Game 11: 109-105 at Miami on Feb. 24/ Game 24: 98-95 at Cleveland on Mar. 20)	Orlando-2.....	(Game 16: 97-96 at Miami on Mar. 6/ Game 27: 108-94 at Orlando on Mar. 25)
Detroit-1.....	(Game 25: 103-89 at Miami on Mar. 22)	Philadelphia-3.....	(Game 10: 114-90 at Philadelphia on Feb. 23/ Game 17: 102-93 at Miami on Mar. 8/ Game 20: 98-94 at Philadelphia on Mar. 13)
Houston-1.....	(Game 3: 114-108 at Miami on Feb. 6)	Portland-1.....	(Game 6: 117-104 at Miami on Feb. 12)
Indiana-1.....	(Game 18: 105-91 at Miami on Mar. 10)	Sacramento-1.....	(Game 12: 141-129 in double-overtime at Miami on Feb. 26)
L.A. Clippers-1 ..	(Game 4: 111-89 at Miami on Feb. 8)	Toronto-2.....	(Game 1: 100-85 in Toronto on Feb. 3/ Game 22: 108-91 at Toronto on Mar. 17)
L.A. Lakers-1.....	(Game 5: 107-97 at Miami on Mar. 10)		
Memphis-1.....	(Game 13: 98-91 at Miami on Mar. 1)		

LONGEST WINNING STREAKS

MIAMI HEAT

27	(Feb. 3, 2013-Mar. 25, 2013)
14	(Dec. 6, 2004-Jan. 1, 2005)
12	(Nov. 29, 2010-Dec. 18, 2010)
12	(Feb. 26, 2005-Mar. 19, 2005)
11	(Jan. 27, 1997-Feb. 20, 1997)

NBA

33	L.A. Lakers (Nov. 5, 1971-Jan. 7, 1972)
27	Miami HEAT (Feb. 3, 2013-Mar. 25, 2013)
22	Houston Rockets (Jan. 29, 2008-Mar. 16, 2008)
20	Milwaukee Bucks (Feb. 6, 1971-Mar. 8, 1971)
20	Washington Capitals (Mar. 13, 1948-Dec. 4, 1948)

MISCELLANEOUS

TRIPLE-DOUBLES: HEAT PLAYERS (19)

Hassan Whiteside @ Chicago, Jan. 25, 2015
14 points, 13 rebounds, 12 blocks

LeBron James @ Detroit, Mar. 28, 2014
17 points, 12 assists, 10 rebounds

LeBron James @ Cleveland, Mar. 20, 2013
25 points, 12 rebounds, 10 assists

LeBron James @ Philadelphia, Feb. 23, 2013
16 points, 11 assists, 10 rebounds

LeBron James vs. Toronto (OT), Jan. 23, 2013
31 points, 11 assists, 10 rebounds

LeBron James @ Washington, Dec. 4, 2012
26 points, 13 rebounds, 11 assists

LeBron James @ Cleveland, Mar. 29, 2011
27 points, 12 assists, 10 rebounds

Dwyane Wade @ Charlotte, Feb. 4, 2011
22 points, 12 rebounds, 10 assists

LeBron James @ L.A. Lakers, Dec. 25, 2010
27 points, 11 rebounds, 10 assists

LeBron James @ New York, Dec. 17, 2010
32 points, 11 rebounds, 10 assists

LeBron James vs. Utah, Nov. 9, 2010
20 points, 14 assists, 11 rebounds

Shaquille O'Neal vs. Toronto, Apr. 11, 2006
15 points, 11 rebounds, 10 assists

Dwyane Wade @ Seattle, Jan. 13, 2006
15 points, 14 assists, 10 rebounds

Dwyane Wade @ N.O./Okla. City, Jan. 4, 2006
19 points, 10 rebounds, 10 assists

Dwyane Wade @ Detroit, Dec. 30, 2004
31 points, 10 rebounds, 10 assists

Lamar Odom vs. Sacramento, Mar. 6, 2004
30 points, 19 rebounds, 11 assists

Billy Owens vs. Minnesota, Jan. 5, 1995
19 points, 10 rebounds, 10 assists

Steve Smith vs. Denver (2 OT), Feb. 15, 1993
21 points, 12 assists, 10 rebounds

Rory Sparrow vs. Dallas, Apr. 18, 1989
24 points, 10 rebounds, 10 assists

TRIPLE-DOUBLES: OPPONENTS (20)

Paul Pierce @ Boston (OT), Jan. 27, 2013
17 points, 13 rebounds, 10 assists

Rajon Rondo @ Boston, Apr. 1, 2012
16 points, 14 assists, 11 rebounds

Rajon Rondo @ Boston, Feb. 13, 2011
11 points, 10 rebounds, 10 assists

LeBron James @ Cleveland, Mar. 7, 2009
14 points, 12 assists, 10 rebounds

Mo Williams @ Milwaukee, Dec. 20, 2006
19 points, 11 rebounds, 10 assists

Vince Carter @ New Jersey, Feb. 4, 2006
28 points, 13 rebounds, 10 assists

Jamal Mashburn @ New Orleans, Feb. 26, 2003
18 points, 13 rebounds, 13 assists

Ben Wallace @ Detroit, Nov. 20, 2002
19 rebounds, 12 points, 10 blocks

Jason Kidd @ New Jersey, Mar. 15, 2002
14 points, 12 rebounds, 11 points

Andre Miller vs. Cleveland, Nov. 2, 2001
30 points, 12 assists, 10 rebounds

Derek Anderson @ L.A. Clippers, Dec. 6, 1999
16 points, 12 assists, 10 rebounds

Kendall Gill @ New Jersey, Apr. 3, 1999
15 points, 11 steals, 10 rebounds

Bobby Phills @ Cleveland, Apr. 19, 1995
11 points, 11 rebounds, 10 assists

Vlade Divac @ L.A. Lakers, Jan. 8, 1995
21 points, 11 rebounds, 10 assists

Mookie Blaylock @ Atlanta, Mar. 26, 1994
17 points, 14 assists, 11 rebounds

Kenny Anderson @ New Jersey (2 OT), Dec. 13, 1993
32 points, 11 assists, 10 rebounds

Earvin "Magic" Johnson vs. L.A. Lakers, Mar. 12, 1991
21 points, 14 assists, 11 rebounds

Larry Bird @ Boston, Nov. 26, 1990
21 points, 14 rebounds, 11 assists

Alvin Robertson @ Milwaukee, Jan. 21, 1990
19 points, 15 rebounds, 10 assists

Clyde Drexler vs. Houston, Feb. 26, 1989
26 points, 11 rebounds, 10 assists

HEAT ALL-TIME COACHING RECORDS

<i>Coach</i>	<i>Years</i>	<i>W-L</i>	<i>Pct.</i>
Pat Riley.....	1995-03, 2005-08	454-395535
Erik Spoelstra.....	2008-15	351-207629
Kevin Loughery.....	1991-95	133-159455
Stan Van Gundy.....	2003-05	112-73605
Ron Rothstein.....	1988-91	57-189232
Alvin Gentry.....	1995	15-21417

MISCELLANEOUS

TOP SCORING GAMES – HEAT PLAYERS

61.....	LeBron James vs. Charlotte Bobcats.....	3-3-14
56.....	Glen Rice vs. Orlando.....	4-15-95
55.....	Dwyane Wade vs. New York.....	4-12-09
51.....	LeBron James @ Orlando.....	2-3-11
50***	Dwyane Wade vs. Utah.....	3-14-09
50.....	Dwyane Wade @ Orlando.....	2-22-09
50.....	Alonzo Mourning vs. Washington.....	3-29-96
48**	Dwyane Wade vs. Chicago.....	3-9-09
48*	Dwyane Wade vs. Orlando.....	12-28-07
48*	Dwyane Wade @ Philadelphia.....	4-14-05
46.....	Dwyane Wade vs. New York.....	2-28-09
46.....	Glen Rice vs. Orlando.....	4-11-92
45.....	Dwyane Wade @ Houston.....	12-29-10
45*	Tim Hardaway @ Washington.....	3-7-97
45.....	Alonzo Mourning vs. Boston.....	2-3-96
45.....	Glen Rice @ L.A. Clippers.....	3-17-95
45.....	Glen Rice vs. Atlanta.....	2-3-93
44*	LeBron James @ Portland.....	1-9-11
44*	Dwyane Wade vs. Boston.....	1-6-10
44.....	Dwyane Wade @ Cleveland.....	4-1-06
43.....	LeBron James @ Cleveland.....	3-18-14
43.....	LeBron James @ Atlanta.....	3-18-11
43*	Dwyane Wade @ Indiana.....	4-2-10
43.....	Dwyane Wade @ New Jersey.....	12-20-08
43.....	Dwyane Wade vs. Phoenix.....	11-28-08
43.....	Alonzo Mourning vs. New Jersey.....	2-23-00
42.....	Dwyane Wade vs. Utah.....	12-17-14
42.....	LeBron James @ Dallas.....	2-18-14
42.....	Dwyane Wade vs. Orlando.....	3-30-09
42.....	Dwyane Wade @ Toronto.....	3-6-09
42.....	Dwyane Wade vs. Cleveland.....	1-21-08
42.....	Dwyane Wade vs. Golden State.....	3-10-06
42.....	Sherman Douglas @ Denver.....	12-27-90

TOP REBOUND GAMES – HEAT PLAYERS

34.....	Rony Seikaly vs. Washington.....	3-3-93
25.....	Hassan Whiteside vs. L.A. Lakers.....	3-4-15
24.....	Hassan Whiteside vs. Atlanta.....	2-28-15
24.....	Hassan Whiteside vs. Dallas.....	1-30-15
24**	Kevin Willis vs. Milwaukee.....	12-21-94
24.....	Rony Seikaly vs. Cleveland.....	12-11-91
23.....	Rony Seikaly vs. Chicago.....	3-11-93
22.....	Isaac Austin vs. Toronto.....	11-22-97
22.....	Alonzo Mourning vs. Char. Hornets.....	1-19-96
22.....	Rony Seikaly vs. L.A. Clippers.....	3-5-93
22.....	Rony Seikaly @ Orlando.....	11-28-89
21.....	Alonzo Mourning @ Orlando.....	11-26-05
21.....	Shaquille O'Neal @ San Antonio.....	11-12-04
21.....	Brian Grant vs. Seattle.....	11-8-00
21.....	Alonzo Mourning @ Milwaukee.....	3-24-99
21.....	Kevin Willis vs. Boston.....	2-3-96
21.....	Rony Seikaly @ L.A. Lakers.....	3-21-94
21.....	Rony Seikaly @ Milwaukee.....	4-8-93
21*	Rony Seikaly @ Denver.....	3-15-93
21.....	Rony Seikaly vs. Seattle.....	1-29-92
21.....	Rony Seikaly @ Boston.....	4-12-91
21.....	Rony Seikaly vs. New Jersey.....	3-10-91
21.....	Rony Seikaly vs. Dallas.....	11-14-90
21.....	Rony Seikaly vs. Orlando.....	3-7-90

TOP SCORING GAMES – OPPONENTS

53.....	Willie Burton @ Philadelphia.....	12-13-94
52.....	Jamal Crawford @ New York.....	1-26-07
51.....	Vince Carter vs. New Jersey.....	12-23-05
51**	Alex English vs. Denver.....	3-10-89
50.....	Carmelo Anthony vs. New York.....	4-2-13
50.....	Michael Jordan vs. Chicago.....	11-6-96
47.....	LeBron James @ Cleveland.....	4-1-06
47.....	LeBron James vs. Cleveland.....	3-12-06
47.....	Gilbert Arenas @ Washington.....	12-30-05
47.....	Michael Jordan @ Chicago.....	4-1-90
46*	Paul Millsap vs. Utah.....	11-9-10
45.....	Allen Iverson vs. Philadelphia.....	11-27-06
45.....	Allen Iverson @ Philadelphia.....	1-24-05
44.....	Jason Richardson vs. Golden State.....	3-10-06
43.....	Blake Griffin @ L.A. Clippers.....	2-5-14
43.....	Jeff Green @ Boston.....	3-18-13
43**	Ben Gordon vs. Chicago.....	3-9-09
43.....	Vince Carter @ New Jersey.....	4-2-06
43*	Hakeem Olajuwon vs. Houston.....	4-8-89
42.....	Carmelo Anthony @ New York.....	4-15-12
42.....	LeBron James vs. Cleveland.....	3-2-09
42*	Kobe Bryant @ L.A. Lakers.....	12-25-04
42*	Glen Rice @ Charlotte Hornets.....	1-2-98
42.....	Shaquille O'Neal vs. Orlando.....	11-5-93
42.....	Nick Anderson @ Orlando.....	11-6-92
42.....	Reggie Lewis @ Boston.....	4-12-91
41.....	Rudy Gay vs. Memphis.....	12-13-09
41.....	LeBron James @ Cleveland.....	12-17-05
41.....	Dirk Nowitzki vs. Dallas.....	11-11-04
41.....	Paul Pierce @ Boston.....	4-11-01
41.....	Allen Iverson vs. Philadelphia.....	4-10-01
41**	Grant Hill vs. Detroit.....	11-2-99
41.....	Dee Brown vs. Boston.....	3-28-95
40.....	Stephen Curry vs. Golden State.....	11-25-14
40.....	Kevin Durant @ Oklahoma City.....	2-14-13
40*	Jamal Crawford @ Golden State.....	12-1-08
40.....	Ben Gordon @ Chicago.....	12-27-06
40.....	Carmelo Anthony vs. Denver.....	12-9-05
40.....	Shaquille O'Neal vs. L.A. Lakers.....	4-7-02
40.....	Reggie Miller @ Indiana.....	4-6-96
40.....	Michael Jordan @ Chicago.....	4-4-96
40.....	Hersey Hawkins vs. Philadelphia.....	4-10-93
40.....	Michael Jordan vs. Chicago.....	1-8-92
40.....	Karl Malone @ Utah.....	1-2-91
40.....	Larry Bird @ Boston.....	4-12-90

TOP REBOUND GAMES – OPPONENTS

29*	Nikola Vucevic @ Orlando.....	12-31-12
27*	Andrew Bogut @ Milwaukee.....	1-7-11
26.....	Dennis Rodman @ San Antonio.....	2-19-94
26.....	Patrick Ewing @ New York.....	12-19-92
25*	Dwight Howard @ Orlando.....	3-13-12
25.....	Tim Duncan vs. San Antonio.....	2-1-03
25.....	Dennis Rodman @ Detroit.....	1-31-92
24.....	Dwight Howard @ Orlando.....	2-8-12
24.....	Shawn Marion vs. Phoenix.....	11-9-07
24.....	Dennis Rodman vs. Detroit.....	1-5-93
23*	Dikembe Mutombo @ Denver.....	3-15-93
22.....	Al Horford @ Atlanta.....	2-27-09
22.....	Ben Wallace vs. Detroit.....	11-22-02
22.....	Dennis Rodman vs. Chicago.....	11-6-96
22.....	Dennis Rodman @ San Antonio.....	1-12-95
22.....	Kevin Willis @ Atlanta.....	2-10-94
22.....	Patrick Ewing vs. New York.....	4-2-93
22.....	James Donaldson @ Dallas.....	2-16-89

*Overtime **Double Overtime ***Triple Overtime

MISCELLANEOUS

SHORTEST GAMES

1:45.....@ Philadelphia.....	Apr. 1, 1992
1:48.....@ Philadelphia.....	Apr. 21, 1993
1:49.....@ Cleveland.....	Apr. 6, 1993
1:51.....@ Houston.....	Dec. 26, 1994
1:51.....vs. New Jersey.....	Mar. 10, 1991
1:51.....@ Atlanta.....	Apr. 21, 1990

LONGEST GAMES

3:34***.....@ Atlanta.....	Jan. 5, 2012
3:21**.....vs. Detroit.....	Nov. 2, 1999
3:20**.....@ Boston.....	Dec. 4, 1995
3:19***.....@ Philadelphia.....	Nov. 20, 1992
3:17**.....vs. Chicago.....	Mar. 9, 2009

LONGEST NON-OVERTIME GAMES

2:56.....vs. Indiana.....	Nov. 3, 2005
2:54.....@ Brooklyn.....	Nov. 1, 2013
2:53.....@ Atlanta.....	Mar. 21, 2000
2:51.....@ L.A. Lakers.....	Dec. 4, 2009
2:51.....vs. Orlando.....	Mar. 30, 2009

LARGEST VICTORY

43.....vs. L.A. Clippers (126-83).....	Dec. 29, 1994
41.....vs. Minnesota (113-72).....	Mar. 5, 1996
39.....vs. Char. Bobcats (129-90).....	Jan. 1, 2012
39.....vs. Milwaukee (110-71).....	Mar. 14, 2005
38.....vs. Utah (121-83).....	Mar. 14, 2006
37.....vs. Philadelphia (120-83).....	Mar. 5, 1994
35.....vs. Indiana (118-83).....	Jan. 4, 2012
35.....vs. L.A. Clippers (126-91).....	Feb. 2, 1990
34.....vs. Indiana (114-80).....	Dec. 27, 2009
34.....@ Atlanta (107-73).....	Jan. 1, 2003

LARGEST DEFEAT

68.....@ Cleveland (148-80).....	Dec. 17, 1991
47.....vs. L.A. Lakers (138-91).....	Nov. 23, 1988
45.....@ Chicago (133-88).....	Dec. 30, 1994
42.....@ Toronto (96-54).....	Mar. 19, 2008
42.....vs. Chicago (108-66).....	Oct. 31, 2006
42.....@ Chicago (123-81).....	Mar. 7, 1992
40.....vs. L.A. Lakers (127-87).....	Mar. 8, 1989
39.....@ Char. Bobcats (104-65).....	Jan. 20, 2010
39.....vs. Utah (95-56).....	Dec. 18, 2001
39.....@ Phoenix (134-95).....	Dec. 29, 1990
39.....@ L.A. Lakers (132-93).....	Jan. 7, 1990
39.....@ Sacramento (108-69).....	Apr. 10, 1989

CONSECUTIVE WINS: 27

Feb. 3, 2013 through Mar. 25, 2013

CONSECUTIVE LOSSES: 17

Nov. 5, 1988 through Dec. 12, 1988

CONSECUTIVE HOME WINS: 18

Jan. 23, 2005 through Apr. 5, 2005

CONSECUTIVE ROAD WINS: 14

Nov. 19, 1996 through Dec. 29, 1996

CONSECUTIVE HOME LOSSES: 11

Nov. 5, 1988 through Dec. 21, 1988

CONSECUTIVE ROAD LOSSES: 18

Dec. 15, 1988 through Mar. 11, 1989

HEAT HIGHEST SCORING OUTPUTS OFF THE BENCH (INDIVIDUAL)

Voshon Lenard.....	29.....vs. Milwaukee (Dec. 16, 1999)
Udonis Haslem.....	28.....vs. New Jersey (Nov. 14, 2009)
Michael Beasley.....	28.....vs. Phoenix (Mar. 4, 2009)
Eddie House.....	28.....vs. Orlando (Apr. 12, 2002)
Alonzo Mourning.....	28.....vs. Indiana (Apr. 14, 2000)
Willie Burton.....	28*.....@ Phoenix (Mar. 22, 1994)
Kevin Edwards.....	28.....vs. Cleveland (Mar. 26, 1991)
Kevin Edwards.....	28.....vs. Washington (Apr. 20, 1990)
Jon Sundvold.....	28.....vs. Utah (Jan. 10, 1989)

MOST 20-POINT GAMES OFF THE HEAT BENCH

Kevin Edwards.....	22
Michael Beasley.....	12
Ray Allen.....	9
Voshon Lenard.....	9
Willie Burton.....	8
Eddie House.....	7
Harold Miner.....	7
Antoine Walker.....	7

Notes:

- 61 different players have recorded at least one 20-point game off the HEAT bench
- The HEAT have had 179 20-point games all-time off the bench
- The HEAT individual single-season record for 20-point games off the bench is 10 and was set by Kevin Edwards during the 1990-91 season and matched by Michael Beasley during the 2008-09 season
- The HEAT single-season team record for most 20-point games off the bench is 17 and was set during the 1991-92 season

OPPONENTS HIGHEST SCORING OUTPUTS OFF THE BENCH (INDIVIDUAL)

Ben Gordon.....	40.....@ Chicago (Dec. 27, 2006)
Marcus Thornton.....	36**.....vs. Sacramento (Feb. 26, 2013)
Lamond Murray.....	32.....vs. L.A. Clippers (Nov. 19, 1997)
Larry Stewart.....	32.....vs. Washington (Apr. 23, 1993)
Vinnie Johnson.....	32.....vs. Detroit (Feb. 28, 1991)
Kevin McHale.....	31.....vs. Boston (Mar. 6, 1991)
Ricky Pierce.....	31.....vs. Milwaukee (Mar. 25, 1990)

HIGHEST SCORING OUTPUTS

MIAMI

Through one quarter:.....	45 vs. L.A. Clippers (Nov. 19, 1997)
Through two quarters:.....	75 vs. L.A. Clippers (Nov. 19, 1997)
Through three quarters:.....	107 @ New Jersey (Feb. 6, 1991)
Through four quarters:.....	141 vs. Denver (Feb. 14, 1991)

OPPONENTS

Through one quarter:.....	47 @ Phoenix (Jan. 6, 2006)
Through two quarters:.....	80 vs. Philadelphia (Feb. 11, 1992)
Through three quarters:.....	114 @ Phoenix (Dec. 29, 1990)
Through four quarters:.....	148 @ Cleveland (Dec. 17, 1991)

LOWEST SCORING OUTPUTS

MIAMI

Through one quarter:.....	8 @ Orlando (Apr. 22, 1999)
Through two quarters:.....	22 @ Portland (Dec. 6, 2002)
Through three quarters:.....	37 @ Cha. Hornets (Dec. 20, 2000)
Through four quarters:.....	54 @ Toronto (Mar. 19, 2008)

OPPONENTS

Through one quarter:.....	8 @ Chicago (Apr. 10, 1999)
	8 vs. Seattle (Mar. 12, 2004)
Through two quarters:.....	23 @ Chicago (Apr. 10, 1999)
Through three quarters:.....	33 @ Chicago (Apr. 10, 1999)
Through four quarters:.....	49 @ Chicago (Apr. 10, 1999)

* Overtime ** Double Overtime *** Triple Overtime

MISCELLANEOUS

PLAYOFF CLINCHING DATES

Season	Date Clinched	GR
1991-92	April 19	0
1993-94	April 21	1
1995-96	April 19	1
1996-97	March 19	16
1997-98	March 25	12
1998-99	April 22	8
1999-00	March 30	11
2000-01	March 31	10
2003-04	April 6	5
2004-05	March 15	16
2005-06	March 19	16
2006-07	April 5	7
2008-09	April 3	6
2009-10	April 6	5
2010-11	March 10	17
2011-12	April 3	14
2012-13	March 8	22
2013-14	March 10	21

GR = games remaining in season

HEAT MILESTONE VICTORIES

Win	Date	Score/Opponent
1	12-14-88	89-88 @ L.A. Clippers
100	12-8-92	126-112 @ Dallas
200	3-24-95	115-111 vs. Golden State
300	3-28-97	83-79 vs. Cleveland
400	11-11-99	128-105 vs. Dallas
500	11-6-01	87-85 (OT) vs. Seattle
600	4-12-04	84-77 @ Boston
700	3-8-06	118-112 vs. Washington
800	2-21-09	97-91 vs. Philadelphia
900	2-11-11	106-92 @ Detroit
1,000	3-8-13	102-93 vs. Philadelphia
1,100	1-4-15	88-84 vs. Brooklyn

YEAR-BY-YEAR OVERALL RECORD

Season	W-L	PCT
1988-89	15-67	.183
1989-90	18-64	.220
1990-91	24-58	.293
1991-92	38-44	.463
1992-93	36-46	.439
1993-94	42-40	.512
1994-95	32-50	.390
1995-96	42-40	.512
1996-97*	61-21	.744
1997-98*	55-27	.671
1998-99**	33-17	.660
1999-00*	52-30	.634
2000-01	50-32	.610
2001-02	36-46	.439
2002-03	25-57	.305
2003-04	42-40	.512
2004-05***	59-23	.720
2005-06***^!	52-30	.634
2006-07***	44-38	.537
2007-08	15-67	.183
2008-09	43-39	.524
2009-10	47-35	.573
2010-11***^	58-24	.707
2011-12***^!	46-20	.697
2012-13***^!	66-16	.805
2013-14***^	54-28	.659
2014-15	37-45	.451
TOTALS	1,122-1,044	.518

*-Atlantic Division Champions

**-Atlantic Division Co-Champions

***-Southeast Division Champions

^-Eastern Conference Champions

!-NBA Champions

HEAT HIGHEST INDIVIDUAL MONTHLY SCORING AVERAGES

Player	Month	GP	PTS	PPG
Dwyane Wade	March 2009	15	505	33.7*
Dwyane Wade	April 2009	6	201	33.5*
LeBron James	December 2011	4	132	33.0*
LeBron James	April 2014	7	218	31.1
Dwyane Wade	February 2009	12	371	30.9
Dwyane Wade	April 2010	6	185	30.8
LeBron James	February 2014	9	277	30.8
Dwyane Wade	February 2007	8	245	30.6*
LeBron James	January 2011	12	367	30.6*
Dwyane Wade	January 2007	12	364	30.3

*-Led NBA

ALL-TIME MONTHLY RECORDS

Month	W-L	PCT	Month	W-L	PCT
October	11-8	.579	March	244-176	.581
November	166-186	.472	April	131-142	.480
December	193-182	.515	May	2-2	.500
January	178-209	.460	TOTALS	1,122-1,044	.518
February	197-139	.586			

MISCELLANEOUS

FIRST HALF SEASON RECORD

<i>Season</i>	<i>W-L</i>	<i>PCT</i>
1988-89	4-37	.098
1989-90	9-32	.220
1990-91	11-30	.268
1991-92	19-22	.463
1992-93	14-27	.341
1993-94	20-21	.488
1994-95	14-27	.341
1995-96	18-23	.439
1996-97	30-11	.732
1997-98	26-15	.634
1998-99	18-7	.720
1999-00	26-15	.634
2000-01	23-18	.561
2001-02	14-27	.341
2002-03	14-27	.341
2003-04	16-25	.390
2004-05	29-12	.707
2005-06	24-17	.585
2006-07	19-22	.463
2007-08	8-33	.195
2008-09	22-19	.537
2009-10	21-20	.512
2010-11	30-11	.732
2011-12	26-7	.788
2012-13	28-13	.682
2013-14	29-12	.707
2014-15	18-23	.439
TOTALS	530-553	.489

SECOND HALF SEASON RECORD

<i>Season</i>	<i>W-L</i>	<i>PCT</i>
1988-89	11-30	.268
1989-90	9-32	.220
1990-91	13-28	.317
1991-92	19-22	.463
1992-93	22-19	.537
1993-94	22-19	.537
1994-95	18-23	.439
1995-96	24-17	.585
1996-97	31-10	.756
1997-98	29-12	.707
1998-99	15-10	.600
1999-00	26-15	.634
2000-01	27-14	.659
2001-02	22-19	.537
2002-03	11-30	.268
2003-04	26-15	.634
2004-05	30-11	.732
2005-06	28-13	.683
2006-07	25-16	.610
2007-08	7-34	.171
2008-09	21-20	.512
2009-10	26-15	.634
2010-11	28-13	.683
2011-12	20-13	.606
2012-13	38-3	.927
2013-14	25-16	.610
2014-15	19-22	.463
TOTALS	592-491	.547

YEAR-BY-YEAR HOME RECORD

<i>Season</i>	<i>W-L</i>	<i>PCT</i>
1988-89	12-29	.293
1989-90	11-30	.268
1990-91	18-23	.429
1991-92	28-13	.683
1992-93	26-15	.634
1993-94	22-19	.537
1994-95	22-19	.537
1995-96	26-15	.634
1996-97	29-12	.707
1997-98	30-11	.732
1998-99	18-7	.720
1999-00	33-8	.805
2000-01	29-12	.707
2001-02	18-23	.439
2002-03	16-25	.390
2003-04	29-12	.707
2004-05	35-6	.854
2005-06	31-10	.756
2006-07	27-14	.659
2007-08	9-32	.220
2008-09	28-13	.683
2009-10	24-17	.585
2010-11	30-11	.732
2011-12	28-5	.848
2012-13	37-4	.902
2013-14	32-9	.780
2014-15	20-21	.488
TOTALS	668-415	.617

YEAR-BY-YEAR ROAD RECORD

<i>Season</i>	<i>W-L</i>	<i>PCT</i>
1988-89	3-38	.073
1989-90	7-34	.171
1990-91	6-35	.146
1991-92	10-31	.244
1992-93	10-31	.244
1993-94	20-21	.488
1994-95	10-31	.244
1995-96	16-25	.390
1996-97	32-9	.780
1997-98	25-16	.610
1998-99	15-10	.600
1999-00	19-22	.463
2000-01	21-20	.512
2001-02	18-23	.439
2002-03	9-32	.220
2003-04	13-28	.317
2004-05	24-17	.585
2005-06	21-20	.512
2006-07	17-24	.415
2007-08	6-35	.146
2008-09	15-26	.366
2009-10	23-18	.561
2010-11	28-13	.683
2011-12	18-15	.545
2012-13	29-12	.707
2013-14	22-19	.537
2014-15	17-24	.415
TOTALS	454-629	.419

Management

Players

Review

Records

Playoffs

History

All-Time Roster

NBA/NBADL

Opponents

Media

ATTENDANCE RECORDS

MIAMI HEAT ATTENDANCE RECORDS

SINGLE-GAME HIGHS (HOME)

Date	Opponent	Attendance
4-16-14	Philadelphia	20,350
1-2-14	Golden State	20,350
3-24-13	Charlotte Bobcats	20,350
3-22-13	Detroit	20,350
3-12-13	Atlanta	20,350

SINGLE-GAME LOWS (HOME)

Date	Opponent	Attendance
11-18-88	Golden State	13,907
3-5-95	Washington	14,132
3-2-04	Toronto	14,178
3-4-03	Milwaukee	14,228
3-9-95	Portland	14,252

SINGLE-GAME HIGHS (AWAY)

Date	Opponent	Attendance
2-19-94	San Antonio	35,717
12-23-96	San Antonio	24,702
3-23-02	San Antonio	24,336
12-25-97	Chicago	24,182
3-10-98	Chicago	24,102

SINGLE-GAME LOWS (AWAY)

Date	Opponent	Attendance
2-20-89	New Jersey	4,076
1-29-91	Washington	6,101
1-12-89	Washington	6,487
1-16-92	Washington	6,522
11-27-96	L.A. Clippers	7,006

YEARLY HOME ATTENDANCE

Season	GP	Attendance	Sellouts	Average
1988-89	41	612,754	35	14,945
1989-90	41	615,328	41	15,008
1990-91	41	615,328	41	15,008
1991-92	41	613,583	34	14,965
1992-93	41	614,923	38	14,998
1993-94	41	617,242	18	15,055
1994-95	41	598,761	8	14,604
1995-96	41	606,091	13	14,783
1996-97	41	615,160	21	15,004
1997-98	41	614,861	24	14,997
1998-99	25	378,813	21	15,153
1999-00*	41	707,325	15	17,252
2000-01	41	677,186	20	16,517
2001-02	41	655,549	12	15,989
2002-03	41	628,242	10	15,323
2003-04	41	624,809	11	15,239
2004-05	41	815,143	36	19,882
2005-06	41	818,149	41	19,955
2006-07	41	808,541	41	19,721
2007-08	41	798,004	27	19,464
2008-09	41	748,778	22	18,263
2009-10	41	726,935	15	17,730
2010-11	41	810,930	41	19,779
2011-12	33	657,855	33	19,935
2012-13	41	819,290	41	19,983
2013-14	41	811,036	41	19,781
2014-15	41	808,223	41	19,713
TOTALS	1,083	18,418,839	741	17,007

*-1999-2000 season was split between the Miami Arena and the American Airlines Arena. The breakdown is below.

Arena	GP	Attendance	Sellouts	Average
Miami Arena	13	192,841	5	14,834
AA Arena	28	514,484	10	18,374

ALL-TIME HOME ATTENDANCE BREAKDOWN

Arena	GP	Attendance	Sellouts	Average
Miami Arena	448	6,695,685	299	14,946
AA Arena	635	11,723,541	442	18,462

YEARLY ROAD ATTENDANCE

Season	GP	Attendance	Sellouts	Average
1988-89	41	571,035	20	13,928
1989-90	41	599,057	18	14,611
1990-91	41	597,127	19	14,564
1991-92	41	606,727	17	14,798
1992-93	41	635,468	20	15,499
1993-94	41	659,387	22	16,083
1994-95	41	666,042	21	16,245
1995-96	41	713,406	23	17,400
1996-97	41	720,150	21	17,565
1997-98	41	720,514	17	17,574
1998-99	25	435,357	9	17,414
1999-00	41	694,050	13	16,928
2000-01	41	698,890	16	17,046
2001-02	41	684,785	13	16,702
2002-03	41	649,630	8	15,845
2003-04	41	677,500	9	16,524
2004-05	41	774,551	23	18,891
2005-06	41	778,657	29	18,992
2006-07	41	776,748	30	18,945
2007-08	41	717,647	18	17,504
2008-09	41	744,174	24	18,151
2009-10	41	739,679	22	18,041
2010-11	41	797,331	35	19,447
2011-12	33	640,193	28	19,400
2012-13	41	782,729	33	19,091
2013-14	41	786,823	33	19,191
2014-15	41	725,609	23	17,698
TOTALS	1,083	18,593,266	564	17,168

YEARLY TOTAL ATTENDANCE

Season	GP	Attendance	Sellouts	Average
1988-89	82	1,183,789	55	14,436
1989-90	82	1,214,385	59	14,810
1990-91	82	1,212,455	60	14,786
1991-92	82	1,220,310	51	14,882
1992-93	82	1,250,391	58	15,249
1993-94	82	1,276,629	40	15,569
1994-95	82	1,264,803	29	15,424
1995-96	82	1,319,497	36	16,091
1996-97	82	1,335,310	42	16,284
1997-98	82	1,335,375	41	16,285
1998-99	50	814,170	30	16,283
1999-00	82	1,401,375	28	17,090
2000-01	82	1,376,076	36	16,781
2001-02	82	1,340,334	25	16,346
2002-03	82	1,277,872	18	15,584
2003-04	82	1,302,309	20	15,882
2004-05	82	1,589,694	59	19,387
2005-06	82	1,596,806	70	19,473
2006-07	82	1,585,289	71	19,333
2007-08	82	1,515,651	45	16,426
2008-09	82	1,492,952	46	18,207
2009-10	82	1,466,614	37	17,886
2010-11	82	1,608,261	76	19,613
2011-12	66	1,298,048	61	19,667
2012-13	82	1,602,019	74	19,537
2013-14	82	1,597,859	74	19,486
2014-15	82	1,533,832	64	18,705
TOTALS	2,166	37,012,105	1,305	17,088

AMERICAN AIRLINES ARENA RECORDS

INDIVIDUALS REGULAR SEASON SINGLE-GAME HIGHS

MOST POINTS:

61..... LeBron James vs. Charlotte Bobcats..... Mar. 3, 2014

MOST FIELD GOALS MADE:

22..... LeBron James vs. Charlotte Bobcats..... Mar. 3, 2014

MOST FIELD GOALS ATTEMPTED:

39..... Dwyane Wade vs. Utah (3 OT)..... Mar. 14, 2009

MOST THREE-POINT FIELD GOALS MADE:

10..... J.R. Smith (NY) vs. Miami..... Apr. 6, 2014

MOST THREE-POINT FIELD GOALS ATTEMPTED:

22..... J.R. Smith (NY) vs. Miami..... Apr. 6, 2014

MOST FREE THROWS MADE:

24..... LeBron James (CLE) vs. Miami..... Mar. 12, 2006

MOST FREE THROWS ATTEMPTED:

28..... LeBron James (CLE) vs. Miami..... Mar. 12, 2006

MOST OFFENSIVE REBOUNDS:

10..... Hassan Whiteside vs. Dallas..... Jan. 30, 2015

MOST DEFENSIVE REBOUNDS:

23..... Tim Duncan (SA) vs. Miami..... Feb. 1, 2003

MOST TOTAL REBOUNDS:

25..... Hassan Whiteside vs. L.A. Lakers..... Mar. 3, 2015

Tim Duncan (SA) vs. Miami..... Feb. 1, 2003

MOST ASSISTS:

16..... LeBron James vs. Sacramento (2 OT)..... Feb. 26, 2013

Rajon Rondo (BOS) vs. Miami..... Nov. 11, 2010

Dwyane Wade vs. Phoenix..... Mar. 4, 2009

Dwyane Wade vs. Detroit..... Feb. 24, 2009

MOST STEALS:

9..... Mario Chalmers vs. Philadelphia..... Nov. 5, 2008

MOST BLOCKED SHOTS:

9..... Alonzo Mourning vs. New York..... Nov. 28, 2005

Shawn Bradley (DAL) vs. Miami..... Mar. 7, 2001

Alonzo Mourning vs. Houston..... Jan. 6, 2000

MOST TURNOVERS:

12..... Gilbert Arenas (WAS) vs. Miami..... Nov. 10, 2009

Dwyane Wade vs. Cleveland..... Feb. 1, 2007

MOST MINUTES PLAYED:

55..... Derrick Rose (CHI) vs. Miami (2 OT)..... Mar. 9, 2009

Jalen Rose (CHI) vs. Miami (2 OT)..... Jan. 18, 2003

TEAM REGULAR SEASON SINGLE-GAME HIGHS

MOST POINTS:

141..... Miami vs. Sacramento (2 OT)..... Feb. 26, 2013

MOST POINTS (NON-OVERTIME GAME):

135..... Miami vs. Phoenix..... Mar. 4, 2009

VICTORY MARGIN:

+42 (108-66)..... Chicago vs. Miami..... Oct. 31, 2006

MOST FIELD GOALS MADE:

56..... Miami vs. Sacramento (2 OT)..... Feb. 26, 2013

MOST FIELD GOALS ATTEMPTED:

109..... Milwaukee vs. Miami (OT)..... Nov. 21, 2012

BEST FIELD GOAL PERCENTAGE:

.634 (45-71)..... Miami vs. Utah..... Dec. 16, 2013

MOST THREE-POINT FIELD GOALS MADE:

18..... New York vs. Miami..... Dec. 6, 2012

New York vs. Miami..... Jan. 27, 2012

MOST THREE-POINT FIELD GOALS ATTEMPTED:

44..... New York vs. Miami..... Dec. 6, 2012

BEST THREE-POINT FIELD GOAL PERCENTAGE:

1.000..... (last time: Milwaukee, 9-9, vs. Miami, Apr. 2, 2014)

MOST FREE THROWS MADE:

44..... Utah vs. Miami (OT)..... Nov. 19, 2004

MOST FREE THROWS ATTEMPTED:

52..... Utah vs. Miami (OT)..... Nov. 19, 2004

BEST FREE THROW PERCENTAGE:

1.000..... (last time: Miami, 12-12, vs. San Antonio, Mar. 31, 2015)

MOST OFFENSIVE REBOUNDS:

25..... Denver vs. Miami..... Feb. 21, 2004

MOST DEFENSIVE REBOUNDS:

46..... Miami vs. Cleveland..... Feb. 2, 2006

New Jersey vs. Miami..... Dec. 23, 2005

MOST TOTAL REBOUNDS:

63..... Miami vs. L.A. Clippers..... Feb. 15, 2000

Orlando vs. Miami (OT)..... Jan. 2, 2000

REBOUND MARGIN:

+29 (53-24)..... Minnesota vs. Miami..... Dec. 18, 2012

+29 (59-30)..... Utah vs. Miami..... Dec. 18, 2001

MOST ASSISTS:

35..... Miami vs. Sacramento (2 OT)..... Feb. 26, 2013

MOST STEALS:

20..... Charlotte Bobcats vs. Miami..... Apr. 8, 2007

Charlotte Bobcats vs. Miami..... Nov. 12, 2005

MOST BLOCKED SHOTS:

14..... Miami vs. Minnesota..... Dec. 18, 2012

Miami vs. Portland..... Feb. 13, 2007

MOST TURNOVERS:

29..... Orlando vs. Miami..... Nov. 1, 2000

MOST FOULS:

35..... Miami vs. Boston..... Dec. 27, 2011

Miami vs. Utah (OT)..... Nov. 19, 2004

Miami vs. Toronto..... Oct. 31, 2001

MOST POINTS IN THE PAINT:

84..... Miami vs. Seattle..... Feb. 25, 2006

MOST SECOND CHANCE POINTS:

34..... Minnesota vs. Miami..... Dec. 18, 2012

MOST FAST BREAK POINTS:

35..... Miami vs. Seattle..... Feb. 25, 2006

Phoenix vs. Miami..... Mar. 25, 2005

MOST POINTS OFF TURNOVERS:

41..... Miami vs. Sacramento..... Oct. 31, 2008

CONSECUTIVE POINTS SCORED:

27..... Miami vs. New York..... Jan. 22, 2007

Management

Players

Review

Records

Playoffs

History

All-Time Roster

NBA/NBADL

Opponents

Media

14/15

AMERICAN AIRLINES ARENA RECORDS

TEAM REGULAR SEASON SINGLE-GAME LOWS

FEWEST POINTS:

56.....Miami vs. Utah.....Dec. 18, 2001

FEWEST FIELD GOALS MADE:

21.....Orlando vs. Miami.....Oct. 29, 2010
Charlotte Bobcats vs. Miami.....Mar. 20, 2010
New Jersey vs. Miami.....Jan. 23, 2004
San Antonio vs. Miami.....Feb. 1, 2003

FEWEST FIELD GOALS ATTEMPTED:

56.....San Antonio vs. Miami.....Feb. 1, 2003
New York vs. Miami.....Dec. 13, 2002
Miami vs. Utah.....Dec. 1, 2000

LOWEST FIELD GOAL PERCENTAGE:

.277 (23-83).....Miami vs. Utah.....Dec. 18, 2001

FEWEST THREE-POINT FIELD GOALS MADE:

0.....9 times (last time: Miami vs. Atlanta, Mar. 7, 2012)

FEWEST THREE-POINT FIELD GOALS ATTEMPTED:

2.....Utah vs. Miami.....Mar. 10, 2003
Minnesota vs. Miami.....Nov. 20, 2001

LOWEST THREE-POINT FIELD GOAL PERCENTAGE:

.000.....9 times (last time: Miami, 0-10, vs. Atlanta, Mar. 7, 2012)

FEWEST FREE THROWS MADE:

2.....Miami vs. Seattle.....Nov. 9, 2002

FEWEST FREE THROWS ATTEMPTED:

4.....Miami vs. Seattle.....Nov. 9, 2002

LOWEST FREE THROW PERCENTAGE:

.368 (7-19).....L.A. Lakers vs. Miami.....Dec. 19, 2000

FEWEST OFFENSIVE REBOUNDS:

0.....6 times (last time: Miami vs. Atlanta, Dec. 10, 2012)

FEWEST DEFENSIVE REBOUNDS:

17.....Utah vs. Miami.....Mar. 14, 2006

FEWEST TOTAL REBOUNDS:

24.....New York vs. Miami.....Apr. 2, 2013
Miami vs. Minnesota.....Dec. 18, 2012
Miami vs. Minnesota.....Feb. 18, 2009

FEWEST ASSISTS:

5.....Orlando vs. Miami.....Oct. 29, 2010

FEWEST STEALS:

0.....Miami vs. Washington.....Dec. 13, 2007

FEWEST BLOCKED SHOTS:

0.....31 times (last time: Miami vs. Indiana, Jan. 23, 2015)

FEWEST TURNOVERS:

4.....Miami vs. Orlando.....Jan. 24, 2009

FEWEST FOULS:

9.....Miami vs. Philadelphia.....Mar. 8, 2013
Miami vs. Washington.....Dec. 23, 2003

FEWEST POINTS IN THE PAINT:

12.....New York vs. Miami.....Jan. 29, 2003
Miami vs. New Orleans.....Apr. 2, 2008

FEWEST SECOND CHANCE POINTS:

0.....5 times (last time: Miami vs. Memphis, Mar. 1, 2013)

FEWEST FAST BREAK POINTS:

0.....6 times (last time: Boston vs. Miami, Dec. 21, 2014)

FEWEST POINTS OFF TURNOVERS:

2.....4 times
(last time: Houston vs. Miami, Feb. 9, 2010)

MIAMI HEAT IN AMERICAN AIRLINES ARENA

REGULAR SEASON:

1999-00	23-5	821
2000-01	29-12	707
2001-02	18-23	439
2002-03	16-25	390
2003-04	29-12	707
2004-05	35-6	854
2005-06	31-10	756
2006-07	27-14	659
2007-08	9-32	220
2008-09	28-13	683
2009-10	24-17	585
2010-11	30-11	732
2011-12	28-5	848
2012-13	37-4	902
2013-14	32-9	780
2014-15	20-21	488
TOTALS	416-219	635

POSTSEASON:

1999-00	4-2	667
2000-01	0-2	000
2003-04	6-1	857
2004-05	6-2	750
2005-06	11-1	917
2006-07	0-2	000
2008-09	2-1	667
2009-10	1-1	500
2010-11	9-2	818
2011-12	11-2	846
2012-13	10-3	769
2013-14	8-2	800
TOTALS	68-21	764

HEAT VS. OPPONENTS @ AAA (REGULAR SEASON):

Atlanta	23-7	767
Boston	15-15	500
Brooklyn*	20-10	667
Charlotte**	22-5	815
Chicago	22-8	733
Cleveland	22-7	759
Dallas	4-11	267
Denver	9-6	600
Detroit	15-11	577
Golden State	10-5	667
Houston	11-5	688
Indiana	18-10	643
L.A. Clippers	10-5	667
L.A. Lakers	11-5	688
Memphis***	9-7	563
Milwaukee	17-11	607
Minnesota	9-5	643
New Orleans****	10-5	667
New York	18-11	621
Oklahoma City*****	9-7	563
Orlando	20-12	625
Philadelphia	19-10	655
Phoenix	11-5	688
Portland	6-8	429
Sacramento	14-1	933
San Antonio	9-7	563
Toronto	21-8	724
Utah	9-5	643
Washington	23-7	767
TOTALS	416-219	655

*-Includes a 16-8 mark as the New Jersey Nets

**-Includes a 5-2 mark against the Charlotte Hornets and a 17-3 mark against the Charlotte Bobcats

***-Includes a 1-1 mark as the Vancouver Grizzlies

****-Includes a 2-0 mark against the New Orleans/Oklahoma City Hornets, a 7-4 mark against the New Orleans

Hornets and a 1-1 mark against the New Orleans Pelicans

*****-Includes a 6-3 mark as the Seattle SuperSonics

AMERICAN AIRLINES ARENA RECORDS

HEAT IN REGULAR SEASON AT AAA:

October.....	7-3.....	.700
November.....	62-51.....	.549
December.....	62-36.....	.633
January.....	69-37.....	.651
February.....	65-24.....	.730
March.....	99-38.....	.723
April.....	51-30.....	.630

LARGEST HEAT MARGIN OF VICTORY:

39 (129-90).....	vs. Char. Bobcats.....	Jan. 1, 2012
39 (110-71).....	vs. Milwaukee.....	Mar. 14, 2005
38 (121-83).....	vs. Utah.....	Mar. 14, 2006
35 (118-83).....	vs. Indiana.....	Jan. 4, 2012
34 (114-80).....	vs. Indiana.....	Dec. 27, 2009

LARGEST HEAT MARGIN OF DEFEAT:

42 (108-66).....	vs. Chicago.....	Oct. 31, 2006
39 (95-56).....	vs. Utah.....	Dec. 18, 2001
35 (134-99).....	vs. Golden State.....	Mar. 7, 2008
32 (114-82).....	vs. Toronto.....	Feb. 4, 2008
30 (117-87).....	vs. Boston.....	Jan. 29, 2008
30 (126-96).....	vs. Chicago.....	Jan. 16, 2008

LONGEST AAA HEAT REGULAR SEASON

WINNING STREAK:

18 games.....(Jan. 23, 2005-Apr. 5, 2005)

LONGEST AAA HEAT WINNING STREAK

(REGULAR AND POSTSEASON):

18 games.....twice
(Jan. 23, 2005-Apr 5, 2005; Mar. 4, 2004-May 12, 2004)

LONGEST AAA HEAT LOSING STREAK:

7 games.....3 times (last time: Mar. 5-21, 2008)

LONGEST AAA REGULAR SEASON SELLOUT STREAK:

197 games.....(Oct. 29, 2010-present)

LONGEST AAA SELLOUT STREAK

(REGULAR AND POSTSEASON):

246 games.....(Apr. 23, 2010-present)
197 regular season games and 49 postseason games

LARGEST AAA REGULAR SEASON CROWDS:

20,350.....	vs. Philadelphia.....	Apr. 16, 2014
20,350.....	vs. Golden State.....	Jan. 2, 2014
20,350.....	vs. Charlotte.....	Mar. 24, 2013
20,350.....	vs. Detroit.....	Mar. 22, 2013
20,350.....	vs. Atlanta.....	Mar. 12, 2013

LARGEST POSTSEASON AAA CROWDS:

20,288.....	vs. Chicago.....	Apr. 22, 2006
20,287.....	vs. Chicago.....	May 2, 2006
20,286.....	vs. New Orleans.....	May 4, 2004
20,283.....	vs. Chicago.....	Apr. 29, 2007
20,280.....	vs. Chicago.....	Apr. 27, 2007

SMALLEST AAA REGULAR SEASON CROWDS:

14,178.....	vs. Toronto.....	Mar. 2, 2004
14,228.....	vs. Milwaukee.....	Mar. 4, 2003
14,327.....	vs. Boston.....	Jan. 20, 2004
14,332.....	vs. Atlanta.....	Feb. 20, 2004
14,338.....	vs. Milwaukee.....	Mar. 4, 2004

LONGEST AAA GAMES:

3:17.....	vs. Chicago (2 OT).....	Mar. 9, 2009
3:07.....	vs. New York (OT).....	Feb. 4, 2001
3:06.....	vs. Utah (3 OT).....	Mar. 14, 2009
3:01.....	vs. Orlando (OT).....	Mar. 18, 2010
2:57.....	vs. Minnesota (2 OT).....	Apr. 4, 2014

SHORTEST AAA GAMES:

1:57.....	vs. New Orleans.....	Jan. 23, 2005
1:58.....	vs. Washington.....	Dec. 23, 2003
1:58.....	vs. Boston.....	Jan. 6, 2001
1:58.....	vs. Seattle.....	Mar. 2, 2000
1:58.....	vs. Detroit.....	Jan. 31, 2000

HEAT IN CHRISTMAS DAY GAMES (9-2)

DATE	OPPONENT	RESULT	HEAT HIGH SCORER	OPP. HIGH SCORER
Dec. 25, 1997	@ Chicago	L 90-80	Mashburn/20	Jordan/24
Dec. 25, 2004	@ L.A. Lakers	W 104-102 (OT)	Wade/29	Bryant/42
Dec. 25, 2005	vs. L.A. Lakers	W 97-92	Payton/21	Bryant/37
Dec. 25, 2006	vs. L.A. Lakers	W 101-85	Wade/40	Bryant/16
Dec. 25, 2007	@ Cleveland	L 96-82	Wade/22	James/25
Dec. 25, 2009	@ New York	W 93-87	Wade/30	Gallinari/26
Dec. 25, 2010	@ L.A. Lakers	W 96-80	James/27	Bryant, Gasol/17
Dec. 25, 2011	@ Dallas	W 105-94	James/37	Terry/23
Dec. 25, 2012	vs. Oklahoma City	W 103-97	James/29	Durant/33
Dec. 25, 2013	@ L.A. Lakers	W 101-95	Bosh, Wade/23	Young/20
Dec. 25, 2014	vs. Cleveland	W 101-91	Wade/31	James/30

HEAT CHRISTMAS DAY STARTING LINE-UPS

DATE	F	F	C	G	G
Dec. 25, 1997	Jamal Mashburn	P.J. Brown	Alonzo Mourning	Voshon Lenard	Tim Hardaway
Dec. 25, 2004	Eddie Jones	Udonis Haslem	Shaquille O'Neal	Dwyane Wade	Damon Jones
Dec. 25, 2005	James Posey	Udonis Haslem	Shaquille O'Neal	Dwyane Wade	Jason Williams
Dec. 25, 2006	Dorell Wright	Udonis Haslem	Alonzo Mourning	Dwyane Wade	Jason Williams
Dec. 25, 2007	Dorell Wright	Udonis Haslem	Shaquille O'Neal	Dwyane Wade	Jason Williams
Dec. 25, 2009	Michael Beasley	Quentin Richardson	Jermaine O'Neal	Dwyane Wade	Carlos Arroyo
Dec. 25, 2010	LeBron James	Chris Bosh	Zydrunas Ilgauskas	Dwyane Wade	Carlos Arroyo
Dec. 25, 2011	LeBron James	Chris Bosh	Joel Anthony	Dwyane Wade	Mario Chalmers
Dec. 25, 2012	LeBron James	Udonis Haslem	Chris Bosh	Dwyane Wade	Mario Chalmers
Dec. 25, 2013	LeBron James	Shane Battier	Chris Bosh	Dwyane Wade	Mario Chalmers
Dec. 25, 2014	Luol Deng	Shawne Williams	Chris Andersen	Dwyane Wade	Mario Chalmers

HEAT OPENING NIGHT STARTING LINE-UPS/RESULTS

SEASON	F	F	C	G	G
1988-89	Pat Cummings	Billy Thompson	Rony Seikaly	Kevin Edwards	Rory Sparrow
1989-90	Grant Long	Billy Thompson	Rony Seikaly	Kevin Edwards	Rory Sparrow
1990-91	Glen Rice	Billy Thompson	Rony Seikaly	Kevin Edwards	Sherman Douglas
1991-92	Willie Burton	Grant Long	Rony Seikaly	Glen Rice	Steve Smith
1992-93	John Salley	Willie Burton	Rony Seikaly	Glen Rice	Brian Shaw
1993-94	Glen Rice	John Salley	Rony Seikaly	Harold Miner	Steve Smith
1994-95	Glen Rice	Grant Long	John Salley	Steve Smith	Bimbo Coles
1995-96	Billy Owens	Kevin Willis	Alonzo Mourning	Sasha Danilovic	Bimbo Coles
1996-97	Dan Majerle	Kurt Thomas	Alonzo Mourning	Sasha Danilovic	Tim Hardaway
1997-98	Jamal Mashburn	P.J. Brown	Isaac Austin	Voshon Lenard	Tim Hardaway
1998-99	Jamal Mashburn	P.J. Brown	Alonzo Mourning	Dan Majerle	Tim Hardaway
1999-00	Jamal Mashburn	P.J. Brown	Alonzo Mourning	Dan Majerle	Tim Hardaway
2000-01	Anthony Mason	Brian Grant	Duane Causwell	Eddie Jones	Tim Hardaway
2001-02	Kendall Gill	Brian Grant	Alonzo Mourning	Eddie Jones	Anthony Carter
2002-03	Caron Butler	Malik Allen	Brian Grant	Eddie Jones	Travis Best
2003-04	Lamar Odom	Udonis Haslem	Brian Grant	Eddie Jones	Dwyane Wade
2004-05	Rasual Butler	Udonis Haslem	Shaquille O'Neal	Eddie Jones	Dwyane Wade
2005-06	Antoine Walker	Udonis Haslem	Shaquille O'Neal	Dwyane Wade	Jason Williams
2006-07	Antoine Walker	Udonis Haslem	Shaquille O'Neal	Dwyane Wade	Gary Payton
2007-08	Dorell Wright	Udonis Haslem	Shaquille O'Neal	Ricky Davis	Jason Williams
2008-09	Shawn Marion	Michael Beasley	Udonis Haslem	Dwyane Wade	Mario Chalmers
2009-10	Quentin Richardson	Michael Beasley	Jermaine O'Neal	Dwyane Wade	Mario Chalmers
2010-11	LeBron James	Chris Bosh	Joel Anthony	Dwyane Wade	Carlos Arroyo
2011-12	LeBron James	Chris Bosh	Joel Anthony	Dwyane Wade	Mario Chalmers
2012-13	LeBron James	Shane Battier	Chris Bosh	Dwyane Wade	Mario Chalmers
2013-14	LeBron James	Udonis Haslem	Chris Bosh	Dwyane Wade	Mario Chalmers
2014-15	Luol Deng	Shawne Williams	Chris Bosh	Dwyane Wade	Norris Cole

MIAMI HEAT MOST OPENING NIGHT STARTS

PLAYER	STARTS (SEASON)
Dwyane Wade	11 (03-04, 04-05, 05-06, 06-07, 08-09, 09-10, 10-11, 11-12, 12-13, 13-14, 14-15)
Udonis Haslem	7 (03-04, 04-05, 05-06, 06-07, 07-08, 08-09, 13-14)
Rony Seikaly	6 (88-89, 89-90, 90-91, 91-92, 92-93, 93-94)
Chris Bosh	5 (10-11, 11-12, 12-13, 13-14, 14-15)
Mario Chalmers	5 (08-09, 09-10, 11-12, 12-13, 13-14)
Tim Hardaway	5 (96-97, 97-98, 98-99, 99-00, 00-01)
Eddie Jones	5 (00-01, 01-02, 02-03, 03-04, 04-05)
Alonzo Mourning	5 (95-96, 96-97, 98-99, 99-00, 01-02)
Glen Rice	5 (90-91, 91-92, 92-93, 93-94, 94-95)

- 57 different players have made at least one Opening Night start for the HEAT and 28 players have made multiple Opening Night starts for Miami
- Dwyane Wade holds the HEAT record for most Opening Night starts (11) and also for most consecutive Opening Night starts (7)

HEAT IN SEASON OPENERS (15-12)

YEAR	DATE	OPPONENT	RESULT	HEAT HIGH SCORER	OPP. HIGH SCORER
1988-89	11/5	vs. L.A. Clippers	L 111-91	Washington/16	Norman/22
1989-90	11/3	vs. New Jersey	L 110-90	Edwards/18	Hopson/19
1990-91	11/2	vs. Washington	W 119-95	Burton/25	King/18
1991-92	11/2	vs. New York	W 107-93	Rice/29	Ewing/24
1992-93	11/6	@ Orlando	L 110-100	Burton/23	Anderson/42
1993-94	11/5	vs. Orlando	L 116-96	Seikaly/21	O'Neal/42
1994-95	11/4	@ Utah	L 119-108	Rice, Smith/19	Hornacek/21
1995-96	11/4	vs. Cleveland	W 85-71	Danilovic/16	Hill/13
1996-97	11/1	vs. Atlanta	W 94-81	Mourning/26	Laettner/31
1997-98	10/31	vs. Toronto	W 114-101	Mashburn/22	Christie, Williams/18
1998-99	2/5	vs. Detroit	L 95-81	Mashburn/19	Stackhouse/24
1999-00	11/2	vs. Detroit	W 128-122 (2 OT)	Hardaway/32	Hill/41
2000-01	11/1	vs. Orlando	W 105-79	Hardaway, Jones/17	McGrady/16
2001-02	10/31	vs. Toronto	W 97-92	Mourning/25	Carter/20
2002-03	10/30	vs. Orlando	L 100-86	Allen, Best/22	McGrady/24
2003-04	10/28	@ Philadelphia	L 89-74	Wade/18	Iverson/26
2004-05	11/3	@ New Jersey	W 100-77	Wade/21	Jefferson/19
2005-06	11/2	@ Memphis	W 97-78	Walker/25	Gasol/26
2006-07	10/31	vs. Chicago	L 108-66	Wade/25	Hinrich/26
2007-08	11/1	vs. Detroit	L 91-80	Davis/23	Prince/34
2008-09	10/29	@ New York	L 120-115	Wade/26	Crawford/29
2009-10	10/28	vs. New York	W 115-93	Wade/26	Gallinari, Lee/22
2010-11	10/26	@ Boston	L 88-80	James/31	Allen/20
2011-12	12/25	@ Dallas	W 105-94	James/37	Terry/23
2012-13	10/30	vs. Boston	W 120-107	Wade/29	Pierce/23
2013-14	10/29	vs. Chicago	W 107-95	James/17	Boozer/31
2014-15	10/29	vs. Washington	W 107-95	Bosh/26	Gooden, Gortat/18

OPENING NIGHT RECORDS

HEAT ALL-TIME OPENING NIGHT GAME-HIGH PERFORMANCES:

INDIVIDUALS:

POINTS:

37..... LeBron James..... (@ DAL, 12/25/11)

FGM:

11..... LeBron James..... (@ DAL, 12/25/11)
Dwyane Wade..... (@ DAL, 12/25/11)
Alonzo Mourning..... (vs. ATL, 11/1/96)

FGA:

24..... Dwyane Wade..... (@ NY, 10/29/08)
Tim Hardaway..... (vs. DET, 11/2/99-2 OT)

FTM:

15..... LeBron James..... (@ DAL, 12/25/11)

FTA:

19..... LeBron James..... (@ DAL, 12/25/11)

3-PT. FGM:

4..... Shane Battier..... (vs. CHI, 10/29/13)
Antoine Walker..... (@ MEM, 11/2/05)
Tim Hardaway..... (vs. DET, 11/2/99-2 OT)
Tim Hardaway..... (vs. TOR, 10/31/97)
Voshon Lenard..... (vs. TOR, 10/31/97)
Tim Hardaway..... (vs. ATL, 11/1/96)
Dan Majerle..... (vs. ATL, 11/1/96)

3-PT. FGA:

9..... Tim Hardaway..... (vs. DET, 11/2/99-2 OT)
Voshon Lenard..... (vs. DET, 11/2/99-2 OT)
Tim Hardaway..... (vs. DET, 2/5/99)

OFFENSIVE REBOUNDS:

6..... Udonis Haslem..... (@ DAL, 12/25/11)
Udonis Haslem..... (@ NY, 10/29/08)
Rony Seikaly..... (vs. NJ, 11/3/89)

DEFENSIVE REBOUNDS:

13..... Antoine Walker..... (@ MEM, 11/2/05)

TOTAL REBOUNDS:

16..... Antoine Walker..... (@ MEM, 11/2/05)

ASSISTS:

12..... Tim Hardaway..... (vs. ATL, 11/1/96)

STEALS:

5..... Mario Chalmers..... (vs. CHI, 10/29/13)

BLOCKS:

7..... Alonzo Mourning..... (vs. DET, 2/5/99)

TURNOVERS:

8..... LeBron James..... (@ BOS, 10/26/10)
Harold Miner..... (@ UTA, 11/4/94)

MINUTES PLAYED:

46..... Tim Hardaway..... (vs. DET, 11/2/99-2 OT)

TEAM:

POINTS:

128..... vs. Detroit (11/2/99-20T)

FGM:

47..... vs. New York (10/28/09)

FGA:

106..... vs. Detroit (11/2/99-20T)

FG PERCENTAGE:

.566 (47-83)..... vs. New York (10/28/09)

FTM:

36..... vs. Detroit (11/2/99-20T)

FTA:

48..... vs. Detroit (11/2/99-20T)
@ Orlando (11/6/92)

FT PERCENTAGE:

.923 (24-26)..... vs. New York (11/2/91)

3-PT. FGM:

12..... vs. Toronto (10/31/97)

3-PT. FGA:

29..... vs. Detroit (11/2/99-20T)

3-PT. FG PERCENTAGE:

1.000 (3-3)..... vs. Toronto (10/31/01)

OFFENSIVE REBOUNDS:

22..... vs. Detroit (11/2/99-20T)
vs. L.A. Clippers (11/5/88)

DEFENSIVE REBOUNDS:

44..... vs. Detroit (11/2/99-20T)

TOTAL REBOUNDS:

66..... vs. Detroit (11/2/99-20T)

ASSISTS:

28..... vs. Toronto (10/31/97)

STEALS:

12..... vs. Orlando (11/1/00)

BLOCKED SHOTS:

10..... vs. Detroit (2/5/99)

TURNOVERS:

24..... vs. Washington (11/2/90)

PERSONAL FOULS:

39..... vs. Detroit (11/2/99-20T)

MARGIN OF VICTORY:

26 (105-79)..... vs. Orlando (11/1/00)

OPPONENTS ALL-TIME OPENING NIGHT GAME-HIGH PERFORMANCES:

INDIVIDUALS:

POINTS:

42..... Shaquille O'Neal..... (vs. ORL, 11/5/93)
Nick Anderson..... (@ ORL, 11/6/92)

FGM:

17..... Shaquille O'Neal..... (vs. ORL, 11/5/93)
Nick Anderson..... (@ ORL, 11/6/92)

FGA:

35..... Grant Hill..... (vs. DET, 11/2/99-2 OT)

FTM:

12..... Jerry Stackhouse..... (vs. DET, 11/2/99-2 OT)

FTA:

16..... Jerry Stackhouse..... (vs. DET, 11/2/99-2 OT)

3-PT. FGM:

7..... Danilo Gallinari..... (vs. NY, 10/28/09)

3-PT. FGA:

13..... Danilo Gallinari..... (vs. NY, 10/28/09)

OFFENSIVE REBOUNDS:

8..... Marcus Camby..... (vs. TOR, 10/31/97)

DEFENSIVE REBOUNDS:

13..... Shaquille O'Neal..... (@ ORL, 11/6/92)

TOTAL REBOUNDS:

18..... Shaquille O'Neal..... (@ ORL, 11/6/92)

ASSISTS:

17..... Rajon Rondo..... (@ BOS, 10/26/10)

STEALS:

5..... Jimmy Butler..... (vs. CHI, 10/29/13)
Allen Iverson..... (@ PHI, 10/28/03)
Mookie Blaylock..... (vs. ATL, 11/1/96)
Nick Anderson..... (@ ORL, 11/6/92)

BLOCKS:

4..... Sam Bowie..... (vs. NJ, 11/3/89)

TURNOVERS:

8..... Shaquille O'Neal..... (@ ORL, 11/6/92)

MINUTES PLAYED:

52..... Grant Hill..... (vs. DET, 11/2/99-2 OT)

TEAM:

POINTS:

122..... vs. Detroit (11/2/99-20T)

FGM:

46..... vs. Orlando (11/5/93)

FGA:

99..... vs. Detroit (11/2/99-20T)
vs. Washington (11/2/90)

FG PERCENTAGE:

.616 (45-73)..... vs. L.A. Clippers (11/5/88)

FTM:

37..... @ Utah (11/4/94)

FTA:

44..... @ Utah (11/4/94)

FT PERCENTAGE:

.892 (33-37)..... vs. New Jersey (11/3/89)

3-PT. FGM:

10..... vs. New York (10/28/09)

3-PT. FGA:

39..... vs. New York (10/28/09)

3-PT. FG PERCENTAGE:

.667 (8-12)..... vs. Orlando (10/30/02)

OFFENSIVE REBOUNDS:

20..... vs. Toronto (10/31/97)

DEFENSIVE REBOUNDS:

40..... vs. New Jersey (11/3/89)

TOTAL REBOUNDS:

54..... vs. Detroit (11/2/99-20T)

ASSISTS:

34..... vs. Orlando (11/5/93)

STEALS:

13..... vs. Orlando (11/6/92)

BLOCKED SHOTS:

10..... vs. New Jersey (11/3/89)
vs. L.A. Clippers (11/5/88)

TURNOVERS:

29..... vs. Orlando (11/1/00)

PERSONAL FOULS:

42..... vs. Detroit (11/2/99-2 OT)

MARGIN OF VICTORY:

42 (108-66)..... vs. Chicago (10/31/06)

PRESEASON RESULTS

DATE	RESULT	SITE	ALL-TIME RECORD
<u>1988-89 (1-4)</u>			
Oct. 14, 1988	Seattle 116, HEAT 107	Florida Atlantic University (Boca Raton, FL)	0-1
Oct. 16, 1988	Cleveland 106, HEAT 89	Ocean Center (Daytona Beach, FL)	0-2
Oct. 22, 1988	HEAT 86, Indiana 80	Sun Dome (Tampa, FL)	1-2
Oct. 23, 1988	Indiana 103, HEAT 94	Civic Center (Pensacola, FL)	1-3
Oct. 28, 1988	Cleveland 96, HEAT 71	Miami Arena (Miami, FL)	1-4
<u>1989-90 (4-4)</u>			
Oct. 12, 1989	HEAT 101, Maccabi Tel-Aviv 95	Miami Arena (Miami, FL)	2-4
Oct. 17, 1989	HEAT 118, Washington 113	Florida Atlantic University (Boca Raton, FL)	3-4
Oct. 18, 1989	Washington 132, HEAT 101	Lee Civic Center (Ft. Myers, FL)	3-5
Oct. 21, 1989	Chicago 120, HEAT 115	Dean E. Smith Center (Chapel Hill, NC)	3-6
Oct. 22, 1989	HEAT 111, Orlando 106	Ocean Center (Daytona Beach, FL)	4-6
Oct. 26, 1989	Chicago 115, HEAT 107	Buffalo Memorial Auditorium (Buffalo, NY)	4-7
Oct. 28, 1989	Cha. Hornets 141, HEAT 114	Miami Arena (Miami, FL)	4-8
Oct. 29, 1989	HEAT 106, Cha. Hornets 101	Greensboro Coliseum (Greensboro, NC)	5-8
<u>1990-91 (2-5)</u>			
Oct. 14, 1990	Sacramento 116, HEAT 110	Florida Atlantic University (Boca Raton, FL)	5-9
Oct. 16, 1990	L.A. Clippers 118, HEAT 108	Miami Arena (Miami, FL)	5-10
Oct. 19, 1990	Minnesota 101, HEAT 99	Charlotte Coliseum (Charlotte, NC)	5-11
Oct. 20, 1990	Orlando 111, HEAT 107	Charlotte Coliseum (Charlotte, NC)	5-12
Oct. 23, 1990	New Jersey 112, HEAT 101	Carrier Dome (Syracuse, NY)	5-13
Oct. 26, 1990	HEAT 123, Orlando 121	Miami Arena (Miami, FL)	6-13
Oct. 27, 1990	HEAT 109, Orlando 104	Orlando Arena (Orlando, FL)	7-13
<u>1991-92 (4-4)</u>			
Oct. 11, 1991	Seattle 87, HEAT 84	Lee Civic Center (Ft. Myers, FL)	7-14
Oct. 12, 1991	HEAT 107, Seattle 100	Miami Arena (Miami, FL)	8-14
Oct. 15, 1991	Minnesota 96, HEAT 95	Pensacola Civic Center (Pensacola, FL)	8-15
Oct. 20, 1991	HEAT 109, Washington 98	Crystal Palace Resort (Nassau, Bahamas)	9-15
Oct. 22, 1991	HEAT 112, Minnesota 101	Target Center (Minneapolis, MN)	10-15
Oct. 25, 1991	HEAT 101, Orlando 90	Miami Arena (Miami, FL)	11-15
Oct. 26, 1991	Orlando 123, HEAT 117	Orlando Arena (Orlando, FL)	11-16
Oct. 29, 1991	Chicago 124, HEAT 118 (Hall of Fame Game)	Springfield Convention Center (Springfield, MA)	11-17
<u>1992-93 (4-4)</u>			
Oct. 16, 1992	Orlando 107, HEAT 102	Miami Arena (Miami, FL)	11-18
Oct. 17, 1992	HEAT 103, Orlando 100	Orlando Arena (Orlando, FL)	12-18
Oct. 19, 1992	Chicago 111, HEAT 94 (Benefit Game for Hurricane Andrew Relief)	Miami Arena (Miami, FL)	12-19
Oct. 23, 1992	Washington 105, HEAT 102	Breslin Center (East Lansing, MI)	12-20
Oct. 24, 1992	Milwaukee 113, HEAT 107	Bradley Center (Milwaukee, WI)	12-21
Oct. 27, 1992	HEAT 124, Phoenix 120	Miami Arena (Miami, FL)	13-21
Oct. 30, 1992	HEAT 117, New Jersey 114	Manatee Civic Center (Manatee, FL)	14-21
Oct. 31, 1992	HEAT 108, New Jersey 102	West Palm Beach Auditorium (West Palm Beach, FL)	15-21
<u>1993-94 (5-3)</u>			
Oct. 15, 1993	HEAT 101, Philadelphia 84	Miami Arena (Miami, FL)	16-21
Oct. 19, 1993	HEAT 106, Orlando 88	Orlando Arena (Orlando, FL)	17-21
Oct. 22, 1993	L.A. Lakers 99, HEAT 97	Great Western Forum (Inglewood, CA)	17-22
Oct. 23, 1993	Cleveland 101, HEAT 94	Great Western Forum (Inglewood, CA)	17-23
Oct. 27, 1993	HEAT 106, L.A. Lakers 91	Miami Arena (Miami, FL)	18-23
Oct. 29, 1993	HEAT 110, Denver 103	West Palm Beach Auditorium (West Palm Beach, FL)	19-23
Oct. 30, 1993	HEAT 109, Denver 102	Roberto Clemente Coliseum (San Juan, PR)	20-23
Nov. 1, 1993	Boston 99, HEAT 97	The Centrum (Worcester, MA)	20-24
<u>1994-95 (3-5)</u>			
Oct. 14, 1994	HEAT 110, Boston 104	Miami Arena (Miami, FL)	21-24
Oct. 15, 1994	HEAT 126, Boston 108	West Palm Beach Auditorium (West Palm Beach, FL)	22-24
Oct. 18, 1994	Phoenix 119, HEAT 117	Miami Arena (Miami, FL)	22-25
Oct. 19, 1994	Orlando 121, HEAT 117	Orlando Arena (Orlando, FL)	22-26
Oct. 21, 1994	HEAT 104, Atlanta 99	Roberto Clemente Coliseum (San Juan, PR)	23-26
Oct. 23, 1994	Atlanta 103, HEAT 99	Roberto Clemente Coliseum (San Juan, PR)	23-27
Oct. 26, 1994	Houston 95, HEAT 86	Miami Arena (Miami, FL)	23-28
Oct. 29, 1994	Orlando 117, HEAT 108	Superdome (New Orleans, LA)	23-29

PRESEASON RESULTS

DATE	RESULT	SITE	ALL-TIME RECORD
<u>1995-96 (3-5)</u>			
Oct. 14, 1995	HEAT 115, Dallas 88	Miami Arena (Miami, FL)	24-29
Oct. 17, 1995	Boston 99, HEAT 84 (Hall of Fame Game)	Springfield Civic Center (Springfield, MA)	24-30
Oct. 18, 1995	Phoenix 91, HEAT 85	Knickerbocker Arena (Albany, NY)	24-31
Oct. 20, 1995	HEAT 93, Philadelphia 88	Miami Arena (Miami, FL)	25-31
Oct. 22, 1995	HEAT 88, Orlando 82	Miami Arena (Miami, FL)	26-31
Oct. 24, 1995	Orlando 106, HEAT 91	Orlando Arena (Orlando, FL)	26-32
Oct. 27, 1995	Cleveland 119, HEAT 97	St. John Arena (Columbus, OH)	26-33
Oct. 28, 1995	Minnesota 96, HEAT 94	Target Center (Minneapolis, MN)	26-34
<u>1996-97 (5-1)</u>			
Oct. 11, 1996	Cleveland 79, HEAT 73	Miami Arena (Miami, FL)	26-35
Oct. 18, 1996	HEAT 119, Toronto 89	Marine Midland Arena (Buffalo, NY)	27-35
Oct. 19, 1996	HEAT 93, Toronto 90	SkyDome (Toronto, Ontario)	28-35
Oct. 22, 1996	HEAT 95, Orlando 87	Miami Arena (Miami, FL)	29-35
Oct. 25, 1996	HEAT 87, Atlanta 81	The Omni (Atlanta, GA)	30-35
Oct. 26, 1996	HEAT 105, Atlanta 82	Miami Arena (Miami, FL)	31-35
<u>1997-98 (3-3)</u>			
Oct. 12, 1997	HEAT 111, Philadelphia 102	Miami Arena (Miami, FL)	32-35
Oct. 14, 1997	HEAT 102, Minnesota 90	Miami Arena (Miami, FL)	33-35
Oct. 17, 1997	Orlando 97, HEAT 84	Orlando Arena (Orlando, FL)	33-36
Oct. 18, 1997	HEAT 119, New Jersey 108	Miami Arena (Miami, FL)	34-36
Oct. 24, 1997	Detroit 83, HEAT 78	The Palace of Auburn Hills (Auburn Hills, MI)	34-37
Oct. 25, 1997	Minnesota 81, HEAT 66	Target Center (Minneapolis, MN)	34-38
<u>1998-99 (1-1)</u>			
Jan. 30, 1999	Orlando 85, HEAT 67	Orlando Arena (Orlando, FL)	34-39
Feb. 1, 1999	HEAT 82, Orlando 76	Miami Arena (Miami, FL)	35-39
<u>1999-00 (4-3)</u>			
Oct. 11, 1999	HEAT 126, Maccabi Tel-Aviv 91	The Yad Eliyahu Sports Palace (Tel Aviv, Israel)	36-39
Oct. 15, 1999	Orlando 85, HEAT 76	Orlando Arena (Orlando, FL)	36-40
Oct. 18, 1999	HEAT 116, Atlanta 110	Miami Arena (Miami, FL)	37-40
Oct. 21, 1999	Phoenix 115, HEAT 100	Great Western Forum (Inglewood, CA)	37-41
Oct. 22, 1999	HEAT 92, Golden State 82	Great Western Forum (Inglewood, CA)	38-41
Oct. 24, 1999	L.A. Lakers 97, HEAT 79	Bakersfield Convention Center (Bakersfield, CA)	38-42
Oct. 26, 1999	HEAT 107, Orlando 96	Miami Arena (Miami, FL)	39-42
<u>2000-01 (1-5)</u>			
Oct. 11, 2000	New Jersey 88, HEAT 82	Continental Airlines Arena (East Rutherford, NJ)	39-43
Oct. 13, 2000	Atlanta 82, HEAT 78	Albany Civic Center (Albany, GA)	39-44
Oct. 14, 2000	HEAT 85, New Jersey 79	TECO Arena (Estero, FL)	40-44
Oct. 19, 2000	San Antonio 88, HEAT 85	The Alamodome (San Antonio, TX)	40-45
Oct. 20, 2000	Dallas 100, HEAT 96	Reunion Arena (Dallas, TX)	40-46
Oct. 24, 2000	Orlando 104, HEAT 90	AmericanAirlines Arena (Miami, FL)	40-47
<u>2001-02 (2-5)</u>			
Oct. 10, 2001	Orlando 83, HEAT 70	Orlando Arena (Orlando, FL)	40-48
Oct. 11, 2001	HEAT 92, Milwaukee 89	TECO Arena (Estero, FL)	41-48
Oct. 13, 2001	Washington 99, HEAT 79	AmericanAirlines Arena (Miami, FL)	41-49
Oct. 18, 2001	Memphis 110, HEAT 106	The Pyramid (Memphis, TN)	41-50
Oct. 19, 2001	Detroit 94, HEAT 76	The Palace of Auburn Hills (Auburn Hills, MI)	41-51
Oct. 22, 2001	Minnesota 91, HEAT 84	Target Center (Minneapolis, MN)	41-52
Oct. 23, 2001	HEAT 90, San Antonio 88	FAU Gymnasium (Boca Raton, FL)	42-52
<u>2002-03 (2-5)</u>			
Oct. 9, 2002	Memphis 83, HEAT 71	The Pyramid (Memphis, TN)	42-53
Oct. 11, 2002	Minnesota 90, HEAT 85	Palacio de los Deportes (Santo Domingo, Dominican Republic)	42-54
Oct. 12, 2002	HEAT 82, Orlando 81	TECO Arena (Estero, FL)	43-54
Oct. 17, 2002	HEAT 113, Atlanta 93	Birmingham-Jefferson Arena (Birmingham, AL)	44-54
Oct. 19, 2002	San Antonio 81, HEAT 68	SBC Center (San Antonio, TX)	44-55
Oct. 20, 2002	Detroit 85, HEAT 80 (OT)	St. Pete Times Forum (Tampa, FL)	44-56
Oct. 22, 2002	Detroit 81, HEAT 69	AmericanAirlines Arena (Miami, FL)	44-57

Management

Players

14/15
Review

Records

Playoffs

History

All-Time
Roster

NBA/NBADL

Opponents

Media

PRESEASON RESULTS

DATE	RESULT	SITE	ALL-TIME RECORD
2003-04 (5-2)			
Oct. 7, 2003	HEAT 86, Philadelphia 79 (OT)	Roberto Clemente Coliseum (San Juan, PR)	45-57
Oct. 10, 2003	HEAT 94, Atlanta 92	TECO Arena (Esterro, FL)	46-57
Oct. 11, 2003	HEAT 77, Orlando 75	TD Waterhouse Centre (Orlando, FL)	47-57
Oct. 14, 2003	HEAT 99, San Antonio 98	AmericanAirlines Arena (Miami, FL)	48-57
Oct. 16, 2003	Atlanta 92, HEAT 78	Philips Arena (Atlanta, GA)	48-58
Oct. 17, 2003	HEAT 84, Detroit 71	The Palace of Auburn Hills (Auburn Hills, MI)	49-58
Oct. 21, 2003	Memphis 97, HEAT 82	AmericanAirlines Arena (Miami, FL)	49-59
2004-05 (4-3)			
Oct. 10, 2004	Houston 85, HEAT 75	Toyota Center (Houston, TX)	49-60
Oct. 15, 2004	HEAT 95, Orlando 89	St. Pete Times Forum (Tampa, FL)	50-60
Oct. 16, 2004	HEAT 83, Detroit 74	ALLTEL Arena (Little Rock, AR)	51-60
Oct. 18, 2004	HEAT 92, Atlanta 82	AmericanAirlines Arena (Miami, FL)	52-60
Oct. 22, 2004	HEAT 113, Atlanta 82	Philips Arena (Atlanta, GA)	53-60
Oct. 26, 2004	Cha. Bobcats 82, HEAT 74	Charlotte Coliseum (Charlotte, NC)	53-61
Oct. 27, 2004	Orlando 109, HEAT 103	TD Waterhouse Centre (Orlando, FL)	53-62
2005-06 (4-4)			
Oct. 10, 2005	HEAT 103, San Antonio 101 (Benefit Game for Hurricane Katrina Relief)	AmericanAirlines Arena (Miami, FL)	54-62
Oct. 14, 2005	Memphis 101, HEAT 91	Coliseo de Puerto Rico (San Juan, PR)	54-63
Oct. 15, 2005	Cha. Bobcats 82, HEAT 72	AmericanAirlines Arena (Miami, FL)	54-64
Oct. 18, 2005	HEAT 95, Orlando 91	AmericanAirlines Arena (Miami, FL)	55-64
Oct. 22, 2005	Detroit 87, HEAT 66	The Palace of Auburn Hills (Auburn Hills, MI)	55-65
Oct. 24, 2005	HEAT 84, Atlanta 83	Gaylord Entertainment Center (Nashville, TN)	56-65
Oct. 25, 2005	N.O./Okla. City 111, HEAT 91	Pete Maravich Center (Baton Rouge, LA)	56-66
Oct. 27, 2005	HEAT 104, Orlando 90	TD Waterhouse Centre (Orlando, FL)	57-66
2006-07 (2-5)			
Oct. 10, 2006	Detroit 84, HEAT 64	Coliseo de Puerto Rico (San Juan, PR)	57-67
Oct. 14, 2006	Atlanta 91, HEAT 81	Philips Arena (Atlanta, GA)	57-68
Oct. 17, 2006	HEAT 109, N.O./Okla. City 105	AmericanAirlines Arena (Miami, FL)	58-68
Oct. 20, 2006	Memphis 96, HEAT 95	FedEx Forum (Memphis, TN)	58-69
Oct. 21, 2006	San Antonio 103, HEAT 93	SBC Center (San Antonio, TX)	58-70
Oct. 24, 2006	HEAT 92, Orlando 82	TD Waterhouse Centre (Orlando, FL)	59-70
Oct. 25, 2006	Houston 96, HEAT 71	AmericanAirlines Arena (Miami, FL)	59-71
2007-08 (0-7)			
Oct. 8, 2007	Detroit 103, HEAT 86	The Palace of Auburn Hills (Auburn Hills, MI)	59-72
Oct. 10, 2007	Atlanta 106, HEAT 100 (OT)	AmericanAirlines Arena (Miami, FL)	59-73
Oct. 12, 2007	Orlando 102, HEAT 69	Amway Arena (Orlando, FL)	59-74
Oct. 13, 2007	Cha. Bobcats 92, HEAT 76	Greensboro Coliseum (Greensboro, NC)	59-75
Oct. 19, 2007	N.O. Hornets 92, HEAT 85	Mississippi Coast Coliseum (Biloxi, MS)	59-76
Oct. 20, 2007	Memphis 104, HEAT 98	FedEx Forum (Memphis, TN)	59-77
Oct. 23, 2007	San Antonio 104, HEAT 87	AmericanAirlines Arena (Miami, FL)	59-78
2008-09 (2-5)			
Oct. 5, 2008	Detroit 95, HEAT 91 (OT)	AmericanAirlines Arena (Miami, FL)	59-79
Oct. 9, 2008	New Jersey 100, HEAT 98 (OT)	Palais Omnisports de Paris Bercy (Paris, France)	59-80
Oct. 12, 2008	New Jersey 94, HEAT 92	The O2 arena (London, England)	59-81
Oct. 18, 2008	Orlando 100, HEAT 92	Veterans Memorial Arena (Jacksonville, FL)	59-82
Oct. 21, 2008	HEAT 102, Memphis 85	AmericanAirlines Arena (Miami, FL)	60-82
Oct. 23, 2008	N.O. Hornets 100, HEAT 80	Mitchell Center (Mobile, AL)	60-83
Oct. 24, 2008	HEAT 96, San Antonio 93	AT&T Center (San Antonio, TX)	61-83
2009-10 (2-5)			
Oct. 5, 2009	Detroit 87, HEAT 83	The Palace of Auburn Hills (Auburn Hills, MI)	61-84
Oct. 7, 2009	Orlando 90, HEAT 86	Amway Arena (Orlando, FL)	61-85
Oct. 11, 2009	San Antonio 95, HEAT 93	AmericanAirlines Arena (Miami, FL)	61-86
Oct. 14, 2009	Oklahoma City 96, HEAT 91	BOK Center (Tulsa, OK)	61-87
Oct. 15, 2009	HEAT 97, N.O. Hornets 81	Sprint Center (Kansas City, MO)	62-87
Oct. 21, 2009	HEAT 99, Memphis 93	AmericanAirlines Arena (Miami, FL)	63-87
Oct. 22, 2009	Atlanta 92, HEAT 87	Veterans Memorial Arena (Jacksonville, FL)	63-88
2010-11 (3-4)			
Oct. 5, 2010	HEAT 105, Detroit 89	AmericanAirlines Arena (Miami, FL)	64-88
Oct. 8, 2010	HEAT 103, Oklahoma City 96	Sprint Center (Kansas City, MO)	65-88
Oct. 9, 2010	San Antonio 90, HEAT 73	AT&T Center (San Antonio, TX)	65-89
Oct. 12, 2010	HEAT 96, CSKA Moscow 85	AmericanAirlines Arena (Miami, FL)	66-89
Oct. 13, 2010	N.O. Hornets 90, HEAT 76	New Orleans Arena (New Orleans, LA)	66-90
Oct. 18, 2010	Cha. Bobcats 102, HEAT 96	AmericanAirlines Arena (Miami, FL)	66-91
Oct. 21, 2010	Atlanta 98, HEAT 89	Philips Arena (Atlanta, GA)	66-92



PRESEASON RESULTS

DATE	RESULT	SITE	ALL-TIME RECORD
2011-12 (1-1)			
Dec. 18, 2011	HEAT 118, Orlando 85	AmericanAirlines Arena (Miami, FL)	67-92
Dec. 21, 2011	Orlando 104, HEAT 100	Amway Center (Orlando, FL)	67-93
2012-13 (4-4)			
Oct. 7, 2012	Atlanta 92, HEAT 79	Philips Arena (Atlanta, GA)	67-94
Oct. 11, 2012	HEAT 94, L.A. Clippers 80	MasterCard Center (Beijing, China)	68-94
Oct. 14, 2012	L.A. Clippers 99, HEAT 89	Mercedes-Benz Arena (Shanghai, China)	68-95
Oct. 18, 2012	HEAT 105, Detroit 78	AmericanAirlines Arena (Miami, FL)	69-95
Oct. 20, 2012	HEAT 104, San Antonio 101	AmericanAirlines Arena (Miami, FL)	70-95
Oct. 23, 2012	HEAT 98, Cha. Bobcats 92	PNC Arena (Raleigh, NC)	71-95
Oct. 24, 2012	Wizards 101, HEAT 94	Sprint Center (Kansas City, MO)	71-96
Oct. 26, 2012	N.O. Hornets 96, HEAT 89	AmericanAirlines Arena (Miami, FL)	71-97
2013-14 (5-3)			
Oct. 7, 2013	HEAT 92, Atlanta 87	AmericanAirlines Arena (Miami, FL)	72-97
Oct. 10, 2013	HEAT 112, Detroit 107	The Palace of Auburn Hills (Auburn Hills, MI)	73-97
Oct. 11, 2013	HEAT 86, Cha. Bobcats 75	Sprint Center (Kansas City, MO)	74-97
Oct. 15, 2013	Washington 100, HEAT 82	Verizon Center (Washington, DC)	74-98
Oct. 17, 2013	Brooklyn 86, HEAT 62	Barclays Center (Brooklyn, NY)	74-99
Oct. 19, 2013	HEAT 121, San Antonio 96	AmericanAirlines Arena (Miami, FL)	75-99
Oct. 23, 2013	HEAT 108, N.O. Pelicans 95	New Orleans Arena (New Orleans, LA)	76-99
Oct. 25, 2013	Brooklyn 108, HEAT 87	AmericanAirlines Arena (Miami, FL)	76-100
2014-15 (4-4)			
Oct. 4, 2014	New Orleans 98, HEAT 86	KFC Yum! Center (Louisville, KY)	76-101
Oct. 7, 2014	Orlando 108, HEAT 101 (OT)	AmericanAirlines Arena (Miami, FL)	76-102
Oct. 11, 2014	Cleveland 122, HEAT 119 (OT)	HSBC Arena (Rio De Janeiro, Brazil)	76-103
Oct. 14, 2014	Atlanta 109, HEAT 103	AmericanAirlines Arena (Miami, FL)	76-104
Oct. 17, 2014	HEAT 115, Golden State 108	Sprint Center (Kansas City, MO)	77-104
Oct. 18, 2014	HEAT 111, San Antonio 108	AT&T Center (San Antonio, TX)	78-104
Oct. 21, 2014	HEAT 90, Houston 85	AmericanAirlines Arena (Miami, FL)	79-104
Oct. 24, 2014	HEAT 104, Memphis 98	FedExForum (Memphis, TN)	80-104



The Miami HEAT traveled to play a preseason game in Rio de Janeiro, Brazil in October 2014 and took a few moments to take a team photo in front of the iconic Sugarloaf Mountain. Since the 2008-09 season the HEAT have gone overseas to play preseason games in France, England, China and Brazil.

PRESEASON RESULTS

HEAT VS. PRESEASON OPPONENTS

<i>OPPONENT</i>	<i>W-L</i>	<i>PCT.</i>	<i>OPPONENT</i>	<i>W-L</i>	<i>PCT.</i>
Atlanta.....	10-9.....	.526	Minnesota.....	2-6.....	.250
Boston.....	2-2.....	.500	New Orleans***.....	3-6.....	.333
Brooklyn*.....	4-6.....	.400	Oklahoma City****.....	2-3.....	.400
Charlotte**.....	3-5.....	.375	Orlando.....	17-17.....	.500
Chicago.....	0-4.....	.000	Philadelphia.....	4-0.....	1.000
Cleveland.....	0-6.....	.000	Phoenix.....	1-3.....	.250
CSKA Moscow.....	1-0.....	1.000	Sacramento.....	0-1.....	.000
Dallas.....	1-1.....	.500	San Antonio.....	7-6.....	.538
Denver.....	2-0.....	1.000	Toronto.....	2-0.....	1.000
Detroit.....	5-9.....	.357	Washington.....	2-5.....	.286
Golden State.....	2-0.....	1.000	TOTALS.....	80-104.....	.435
Houston.....	1-3.....	.250	*Includes a 4-4 record when the franchise was called the New Jersey Nets		
Indiana.....	1-1.....	.500	**Includes a 2-4 record against the Charlotte Bobcats and a 1-1 record against the Charlotte Hornets		
L.A. Clippers.....	1-2.....	.333	***Includes a 1-1 record vs. the New Orleans/Oklahoma City Hornets, a 1-4 record vs. the New Orleans Hornets and a 1-1 record vs. the New Orleans Pelicans		
L.A. Lakers.....	1-2.....	.333	****Includes a 1-2 record when the franchise was called the Seattle SuperSonics		
Maccabi Tel-Aviv.....	2-0.....	1.000			
Memphis.....	3-6.....	.333			
Milwaukee.....	1-1.....	.500			

HEAT PRESEASON RESULTS BY SITE

Home*.....	34-23.....	.596
Away.....	17-40.....	.298
Neutral.....	29-41.....	.414

* (19-8 in Miami Arena and 15-15 in AmericanAirlines Arena)

MIAMI HEAT 2015-16 PRESEASON SCHEDULE

<i>DATE</i>	<i>OPPONENT</i>	<i>TIME (EST)</i>	<i>SITE</i>	<i>TV</i>
Oct. 4.....	vs. Charlotte.....	6:00 p.m.	AmericanAirlines Arena (Miami, FL).....	FOX Sports Sun
Oct. 7.....	vs. Orlando.....	7:30 p.m.	KFC Yum! Center (Louisville, KY).....	None
Oct. 12.....	vs. San Antonio.....	7:30 p.m.	AmericanAirlines Arena (Miami, FL).....	FOX Sports Sun
Oct. 13.....	@ Orlando.....	7:00 p.m.	Amway Center (Orlando, FL).....	FOX Sports Sun
Oct. 17.....	@ Houston.....	8:00 p.m.	Toyota Center (Houston, TX).....	None
Oct. 18.....	@ Atlanta.....	7:00 p.m.	Philips Arena (Atlanta, GA).....	FOX Sports Sun
Oct. 21.....	vs. Washington.....	8:00 p.m.	AmericanAirlines Arena (Miami, FL).....	ESPN
Oct. 23.....	@ New Orleans.....	8:00 p.m.	Smoothie King Center (New Orleans, LA).....	FOX Sports Sun



PLAYOFFS



PLAYOFF HISTORY

HEAT ALL-TIME PLAYOFF GAME-BY-GAME RESULTS

DATE	OPP.	W-L STREAK	RESULT	HOME	AWAY	TOTAL	HEAT HI SCORER	HEAT HI REBOUNDER	OPP. HI SCORER	OPP. HI REBOUNDER	ATTN.
1992 FIRST ROUND											
4/24	@ CHI	L1	113-94	0-0	0-1	0-1	Smith/19	Seikaly/11	Jordan/46	Jordan/11	18,676
4/26	@ CHI	L2	120-90	0-0	0-2	0-2	Seikaly/26	Seikaly/7	Jordan/33	Jordan/13	18,676
4/29	CHI	L3	119-114	0-1	0-2	0-3	Rice/25	Seikaly/12	Jordan/56	Grant- Pippen/8	15,008
1994 FIRST ROUND											
4/28	@ ATL	W1	93-88	0-1	1-2	1-3	Smith/22	Rice/10	Willis/15	Willis/16	11,543
4/30	@ ATL	L1	104-86	0-1	1-3	1-4	Smith/24	Smith/9	Ferrell/23	Willis/14	16,368
5/3	ATL	W1	90-86	1-1	1-3	2-4	Smith/25	Seikaly/20	Ehlo/20	Willis/13	15,200
5/5	ATL	L1	103-89	1-2	1-3	2-5	Coles/18	Seikaly/8	Blaylock/29	Willis/14	15,200
5/8	@ ATL	L2	102-91	1-2	1-4	2-6	Long/22	Long/10	Willis/24	Willis/12	14,472
1996 FIRST ROUND											
4/26	@ CHI	L3	102-85	1-2	1-5	2-7	Hardaway/30	Gatling/9	Jordan/35	Rodman/10	24,104
4/28	@ CHI	L4	106-75	1-2	1-6	2-8	Mourning/14	Gatling/11	Jordan/29	Pippen/8	24,202
5/1	CHI	L5	112-91	1-3	1-6	2-9	Mourning/30	Mourning- Thomas/8	Jordan/26	Pippen/18	15,200
1997 FIRST ROUND											
4/24	ORL	W1	99-64	2-3	1-6	3-9	Lenard/23	Brown/12	Strong/15	Anderson/12	15,200
4/27	ORL	W2	104-87	3-3	1-6	4-9	Hardaway/20	Mourning/9	A. Hardaway/26	Strong/16	15,200
4/29	@ ORL	L1	88-75	3-3	1-7	4-10	Mourning/17	Mourning/17	A. Hardaway/42	A. Hardaway/8	17,248
5/1	@ ORL	L2	99-91	3-3	1-8	4-11	Mourning/23	Brown- Mourning/23	A. Hardaway/41	Armstrong/9	16,555
5/4	ORL	W1	91-83	4-3	1-8	5-11	Mourning/22	Brown/14	A. Hardaway/33	Strong/12	15,200
1997 EASTERN CONFERENCE SEMIFINALS											
5/7	NY	L1	88-79	4-4	1-8	5-12	Hardaway/21	Brown/12	Houston/27	Ewing/11	14,870
5/9	NY	W1	88-84	5-4	1-8	6-12	Hardaway/34	Mourning/13	Houston/19	Ewing/11	14,870
5/11	@ NY	L1	77-73	5-4	1-9	6-13	Lenard/22	Brown/10	Ewing/25	Ewing- Oakley/11	19,763
5/12	@ NY	L2	89-76	5-4	1-10	6-14	Hardaway/14	Brown/12	Starks/21	Oakley/9	19,763
5/14	NY	W1	96-81	6-4	1-10	7-14	Brown/18	Brown/12	Starks/21	Oakley/9	14,782
5/16	@ NY	W2	95-90	6-4	2-10	8-14	Mourning/28	Mourning/9	Childs/22	Oakley/12	19,763
5/18	NY	W3	101-90	7-4	2-10	9-14	Hardaway/38	Mourning/12	Ewing/37	Ewing/17	14,870
1997 EASTERN CONFERENCE FINALS											
5/20	@ CHI	L1	84-77	7-4	2-11	9-15	Mourning/21	Mourning/8	Jordan/37	Rodman/19	24,544
5/22	@ CHI	L2	75-68	7-4	2-12	9-16	Hardaway/15	Mourning/8	Jordan/23	Rodman/10	24,544
5/24	CHI	L3	98-74	7-5	2-12	9-17	Lenard/14	Mourning/9	Jordan/34	Rodman/9	14,720
5/26	CHI	W1	87-80	8-5	2-12	10-17	Hardaway/25	Mourning/14	Jordan/29	Rodman/11	14,720
5/28	@ CHI	L1	100-87	8-5	2-13	10-18	Hardaway/27	Mourning- Thomas/8	Jordan/28	Rodman/13	24,544
1998 FIRST ROUND											
4/24	NY	W1	94-79	9-5	2-13	11-18	Hardaway/34	Brown/10	Johnson/21	Oakley/12	15,200
4/26	NY	L1	96-86	9-6	2-13	11-19	Mourning/30	Mourning/13	Starks/25	Cummings/14	15,200
4/28	@ NY	W1	91-85	9-6	3-13	12-19	Lenard/28	Mourning/9	Houston/27	Johnson- Oakley/7	19,763
4/30	@ NY	L1	90-85	9-6	3-14	12-20	Hardaway/33	Brown/9	Johnson- Houston/18	Johnson/9	19,763
5/3	NY	L2	98-81	9-7	3-14	12-21	Hardaway/21	Brown/10	Starks/22	Williams/14	15,200
1999 FIRST ROUND											
5/8	NY	L3	95-75	9-8	3-14	12-22	Mourning/27	Majerle/10	Houston- Sprewell/22	Ewing/15	15,036
5/10	NY	W1	83-73	10-8	3-14	13-22	Mourning/26	Majerle- Mourning/8	Ewing/16	Ewing/15	15,200
5/12	@ NY	L1	97-73	10-8	3-15	13-23	Mourning/18	Brown/8	Sprewell/20	Camby/9	19,763
5/14	@ NY	W1	87-72	10-8	4-15	14-23	Mourning- Porter/16	Mourning/13	Houston- Ward/12	Johnson/12	19,763
5/16	NY	L1	78-77	10-9	4-15	14-24	Mourning/21	Brown/12	Ewing/22	Ewing/11	14,985
2000 FIRST ROUND											
4/22	DET	W1	95-85	11-9	4-15	15-24	Mashburn/29	Majerle/10	Stackhouse/23	Hill- Williams/9	16,500
4/25	DET	W2	84-82	12-9	4-15	16-24	Mashburn/24	Mourning/8	Stackhouse/26	Stackhouse- Williams/7	16,500
4/29	@ DET	W3	91-72	12-9	5-15	17-24	Weatherspoon/18	Thorpe- Weatherspoon/10	Stackhouse/25	Laettner/7	14,507

PLAYOFF HISTORY

HEAT ALL-TIME PLAYOFF GAME-BY-GAME RESULTS

DATE	OPP.	W-L STREAK	RESULT	HOME	AWAY	TOTAL	HEAT HI SCORER	HEAT HI REBOUNDER	OPP. HI SCORER	OPP. HI REBOUNDER	ATTN.
2000 EASTERN CONFERENCE SEMIFINALS											
5/7	NY	W4	87-83	13-9	5-15	18-24	Mourning/26	Brown/16	Houston/21	Camby/13	20,053
5/9	NY	L1	82-76	13-10	5-15	18-25	Mashburn/25	Mourning/17	Ewing-Ward/13	Ewing-Johnson/8	20,078
5/12	@ NY	W1	77-76*	13-10	6-15	19-25	Mourning/23	Brown/12	Houston/24	Ewing/9	19,763
5/14	@ NY	L1	91-83	13-10	6-16	19-26	Mourning/27	Mourning/14	Ward/20	Ewing/11	19,763
5/17	NY	W1	87-81	14-10	6-16	20-26	Mashburn/21	Brown/12	Sprewell/24	Ewing/11	20,021
5/19	@ NY	L1	72-70	14-10	6-17	20-27	Mourning/22	Mourning-Majerle/10	Houston/21	Ewing/18	19,763
5/21	NY	L2	83-82	14-11	6-17	20-28	Mourning/29	Mourning/13	Sprewell/24	Camby/12	20,063
2001 FIRST ROUND											
4/21	CHA	L3	106-80	14-12	6-17	20-29	House/16	Grant/10	Mashburn/28	Brown/7	20,085
4/23	CHA	L4	102-76	14-13	6-17	20-30	Jones/21	Grant-Jones/6	Mashburn/22	Brown/8	16,500
4/27	@ CHA	L5	94-79	14-13	6-18	20-31	Jones/22	Mourning/9	Davis-Mashburn/21	Brown/12	22,283
2004 FIRST ROUND											
4/18	NO	W1	81-79	15-13	6-18	21-31	Wade/21	Odom/11	Davis/17	Brown-Magloire/11	20,102
4/21	NO	W2	93-63	16-13	6-18	22-31	Jones/19	Grant/11	Davis/13	Magloire/10	20,189
4/24	@ NO	L1	77-71	16-13	6-19	22-32	C. Butler/24	C. Butler/15	Davis/21	Brown-Lynch/11	14,251
4/27	@ NO	L2	96-85	16-13	6-20	22-33	Odom/25	Grant/9	Davis/23	Brown-West/7	16,009
4/30	NO	W1	87-83	17-13	6-20	23-33	Jones/25	C. Butler/11	Davis/33	Brown/13	20,147
5/2	@ NO	L1	89-83	17-13	6-21	23-34	Wade/27	Odom/11	Brown-Lynch/16	Brown-Magloire/9	17,297
5/4	NO	W1	85-77	18-13	6-21	24-34	C. Butler/23	C. Butler-Grant-Odom/9	Smith/25	Magloire/10	20,286
2004 EASTERN CONFERENCE SEMIFINALS											
5/6	@ IND	L1	94-81	18-13	6-22	24-35	Wade/22	C. Butler/9	Artest/25	Foster/10	18,345
5/8	@ IND	L2	91-80	18-13	6-23	24-36	Odom-Wade/19	Odom/12	Artest/20	Harrington-O'Neal/9	18,345
5/10	IND	W1	94-87	19-13	6-23	25-36	Wade/25	Grant/16	O'Neal/29	O'Neal/9	20,115
5/12	IND	W2	100-88	20-13	6-23	26-36	Odom/22	C. Butler/10	O'Neal/37	Artest-Tinsley/8	20,128
5/15	@ IND	L1	94-83	20-13	6-24	26-37	Wade/16	Odom/10	O'Neal/22	Foster/16	18,345
5/18	IND	L2	73-70	20-14	6-24	26-38	Wade/24	Grant/10	Artest/27	O'Neal/13	20,136
2005 FIRST ROUND											
4/24	NJ	W1	116-98	21-14	6-24	27-38	Wade/32	Haslem-O'Neal/11	Carter/27	Carter/10	20,212
4/26	NJ	W2	104-87	22-14	6-24	28-38	Mourning/21	O'Neal/10	Krstic/27	Collins-Krstic/8	20,276
4/28	@ NJ	W3	108-105**	22-14	7-24	29-38	O'Neal/25	Haslem/19	Carter/36	Kidd/16	20,174
5/1	@ NJ	W4	110-97	22-14	8-24	30-38	Wade/34	Haslem/11	Kidd/25	Carter/10	20,174
2005 EASTERN CONFERENCE SEMIFINALS											
5/8	WAS	W5	105-86	23-14	8-24	31-38	Wade/20	E. Jones/8	Arenas/25	Jamison/8	20,151
5/10	WAS	W6	108-102	24-14	8-24	32-38	Wade/31	Haslem/13	Jamison/32	Hughes-Ruffin/8	20,205
5/12	@ WAS	W7	102-95	24-14	9-24	33-38	Wade/31	Mourning/13	Jamison/21	Haywood/8	20,173
5/14	@ WAS	W8	99-95	24-14	10-24	34-38	Wade/42	Haslem/13	Arenas/25	Haywood/15	20,173
2005 EASTERN CONFERENCE FINALS											
5/23	DET	L1	90-81	24-15	10-24	34-39	E. Jones/22	E. Jones/8	R. Wallace/20	B. Wallace/13	20,203
5/25	DET	W1	92-86	25-15	10-24	35-39	Wade/40	O'Neal/10	Hamilton/21	B. Wallace/14	20,228
5/29	@ DET	W2	113-104	25-15	11-24	36-39	Wade/36	D. Jones-Wade/7	Hamilton/33	R. Wallace/8	22,076
5/31	@ DET	L1	106-96	25-15	11-25	36-40	Wade/28	E. Jones/10	Hamilton/28	B. Wallace/15	22,076
6/2	DET	W1	88-76	26-15	11-25	37-40	O'Neal/20	Haslem/13	Hamilton/21	McDyess/9	20,225
6/4	@ DET	L1	91-66	26-15	11-26	37-41	O'Neal/24	O'Neal/13	Hamilton/24	Prince-R. Wallace/9	22,076
6/6	DET	L2	88-82	26-16	11-26	37-42	O'Neal/27	Haslem/10	Hamilton/22	B. Wallace/9	20,241

(* Overtime **Double Overtime)

PLAYOFF HISTORY

HEAT ALL-TIME PLAYOFF GAME-BY-GAME RESULTS

DATE	OPP.	W-L STREAK	RESULT	HOME	AWAY	TOTAL	HEAT HI SCORER	HEAT HI REBOUNDER	OPP. HI SCORER	OPP. HI REBOUNDER	ATTN.
2006 FIRST ROUND											
4/22	CHI	W1	111-106	27-16	11-26	38-42	Wade/30	O'Neal/16	Gordon/35	Nocioni/16	20,288
4/24	CHI	W2	115-108	28-16	11-26	39-42	O'Neal- Williams/22	Walker/10	Nocioni/30	Chandler/9	20,214
4/27	@ CHI	L1	109-90	28-16	11-27	39-43	Wade/26	Haslem/10	Gordon/24	Nocioni/9	22,133
4/30	@ CHI	L2	93-87	28-16	11-28	39-44	Walker/21	Haslem/9	Nocioni/24	Nocioni/7	22,361
5/2	CHI	W1	92-78	29-16	11-28	40-44	Wade/28	O'Neal/10	Nocioni/23	Nocioni/10	20,287
5/4	@ CHI	W2	113-96	29-16	12-28	41-44	O'Neal/30	O'Neal/20	Hinrich/23	Deng/6	22,584
2006 EASTERN CONFERENCE SEMIFINALS											
5/8	NJ	L1	100-88	29-17	12-28	41-45	Wade/25	O'Neal/10	Carter/27	Kidd/9	20,208
5/10	NJ	W1	111-89	30-17	12-28	42-45	Wade/31	Haslem/10	Carter/22	Krstic/7	20,227
5/12	@ NJ	W2	103-92	30-17	13-28	43-45	Wade/30	Posey/10	Carter/43	Collins/11	20,102
5/14	@ NJ	W3	102-92	30-17	14-28	44-45	Wade/31	Haslem/11	Carter/26	Krstic/14	19,474
5/16	NJ	W4	106-105	31-17	14-28	45-45	Walker/23	Haslem/10	Carter- Jefferson/33	Carter- Jefferson- Murray/7	20,255
2006 EASTERN CONFERENCE FINALS											
5/23	@ DET	W5	91-86	31-17	15-28	46-45	Wade/25	Haslem/9	Hamilton/22	B. Wallace/14	22,076
5/25	@ DET	L1	92-88	31-17	15-29	46-46	Wade/32	O'Neal/12	Prince/24	B. Wallace/12	22,076
5/27	DET	W1	98-83	32-17	15-29	47-46	Wade/35	O'Neal/12	Billups/31	R. Wallace/10	20,245
5/29	DET	W2	89-78	33-17	15-29	48-46	Wade/31	O'Neal/9	Prince/15	B. Wallace/11	20,248
5/31	@ DET	L1	91-78	33-17	15-30	48-47	Wade/23	Haslem/10	Prince/29	Hamilton/10	22,076
6/2	DET	W1	95-78	34-17	15-30	49-47	O'Neal/28	O'Neal/16	Hamilton/33	R. Wallace/8	20,258
2006 NBA FINALS											
6/8	@ DAL	L1	90-80	34-17	15-31	49-48	Wade/28	Haslem/9	Terry/32	Howard/12	20,475
6/11	@ DAL	L2	99-85	34-17	15-32	49-49	Wade/23	Wade/8	Nowitzki/26	Nowitzki/16	20,459
6/13	DAL	W1	98-96	35-17	15-32	50-49	Wade/42	Wade/13	Nowitzki/30	Dampier/9	20,145
6/15	DAL	W2	98-74	36-17	15-32	51-49	Wade/36	O'Neal/13	Terry/17	Nowitzki/9	20,145
6/18	DAL	W3	101-100*	37-17	15-32	52-49	Wade/43	O'Neal/12	Terry/35	Howard/10	20,145
6/20	@ DAL	W4	95-92	37-17	16-32	53-49	Wade/36	O'Neal/12	Nowitzki/29	Nowitzki/15	20,522

(* Overtime)



Dwyane Wade led the HEAT to their first NBA championship with a stunning 95-92 win in Dallas on June 20, 2006. Wade led the HEAT in scoring in all six games, including at least 35 points in each of the last four contests en route to becoming the fifth youngest player in NBA history to capture NBA Finals MVP honors.

PLAYOFF HISTORY

HEAT ALL-TIME PLAYOFF GAME-BY-GAME RESULTS

DATE	OPP.	W-L STREAK	RESULT	HOME	AWAY	TOTAL	HEAT HI SCORER	HEAT HI REBOUNDER	OPP. HI SCORER	OPP. HI REBOUNDER	ATTN.
2007 FIRST ROUND											
4/21	@ CHI	L1	96-91	37-17	16-33	53-50	Wade/21	Haslem- O'Neal/6	Deng/33	Wallace/14	22,183
4/24	@ CHI	L2	107-89	37-17	16-34	53-51	Wade/21	O'Neal- Posey/8	Gordon/27	Gordon/7	23,097
4/27	CHI	L3	104-96	37-18	16-34	53-52	Wade/28	O'Neal/13	Gordon/27	Deng/11	20,280
4/29	CHI	L4	92-79	37-19	16-34	53-53	Wade/24	Posey/18	Gordon/24	Deng/12	20,283
2009 FIRST ROUND											
4/19	@ ATL	L5	90-64	37-19	16-35	53-54	Wade/19	Beasley/10	Smith/23	Pachulia- Smith/10	18,851
4/22	@ ATL	W1	108-93	37-19	17-35	54-54	Wade/33	Moon/8	Bibby/18	Horford/11	19,146
4/25	ATL	W2	107-78	38-19	17-35	55-54	Wade/29	Haslem/13	Bibby- Horford- Smith/13	Smith/8	19,600
4/27	ATL	L1	81-71	38-20	17-35	55-55	Wade/22	Haslem/9	Bibby/15	Pachulia/18	19,600
4/29	@ ATL	L2	106-91	38-20	17-36	55-56	Wade/29	Haslem/8	Johnson/25	Smith/8	19,051
5/1	ATL	W1	98-72	39-20	17-36	56-56	Wade/41	Beasley/15	Bibby/20	Smith/10	19,600
5/3	@ ATL	L1	91-78	39-20	17-37	56-57	Wade/31	Haslem/13	Johnson/27	Smith/9	18,864
2010 FIRST ROUND											
4/17	@ BOS	L2	85-76	39-20	17-38	56-58	Wade/26	O'Neal/9	Pierce/16	Garnett/9	18,624
4/20	@ BOS	L3	106-77	39-20	17-39	56-59	Wade/29	Beasley/7	R. Allen/25	Perkins/9	18,624
4/23	BOS	L4	100-98	39-21	17-39	56-60	Wade/34	Pierce/32	Pierce/32	Perkins/12	19,500
4/25	BOS	W1	101-92	40-21	17-39	57-60	Wade/46	Haslem/11	Rondo/23	Garnett/12	19,520
4/27	@ BOS	L1	96-86	40-21	17-40	57-61	Wade/31	Haslem/10	R. Allen/24	Garnett- Rondo/8	18,624
2011 FIRST ROUND											
4/16	PHI	W1	97-89	41-21	17-40	58-61	Bosh/25	James/14	Young/20	Young/11	19,600
4/18	PHI	W2	94-73	42-21	17-40	59-61	James/29	Bosh/11	Young/18	Brand- Iguodala/7	20,204
4/21	@ PHI	W3	100-94	42-21	18-40	60-61	Wade/32	James/15	Brand/21	Brand/11	20,404
4/24	@ PHI	L1	86-82	42-21	18-41	60-62	James/31	Wade/8	Turner- Williams/17	Brand/11	19,048
4/27	PHI	W1	97-91	43-21	18-41	61-62	Wade/26	Bosh- Wade/11	Brand- Iguodala/22	Iguodala- Turner/10	19,896
2011 EASTERN CONFERENCE SEMIFINALS											
5/1	BOS	W2	99-90	44-21	18-41	62-62	Wade/38	Bosh/12	Allen/25	Garnett/8	20,021
5/3	BOS	W3	102-91	45-21	18-41	63-62	James/35	Bosh/11	Rondo/20	J. O'Neal/9	20,104
5/7	@ BOS	L1	97-81	45-21	18-42	63-63	Wade/23	Anthony/11	Garnett/28	Garnett/18	18,624
5/9	@ BOS	W1	98-90*	45-21	19-42	64-63	James/35	James/14	Pierce/27	Garnett/10	18,624
5/11	BOS	W2	97-87	46-21	19-42	65-63	Wade/34	Bosh/11	Allen/18	Garnett/11	20,208
2011 EASTERN CONFERENCE FINALS											
5/15	@ CHI	L1	103-82	46-21	19-43	65-64	Bosh/30	Bosh/9	Rose/28	Noah/14	22,874
5/18	@ CHI	W1	85-75	46-21	20-43	66-64	James/29	James/10	Rose/21	Boozer- Noah/8	23,007
5/22	CHI	W2	96-85	47-21	20-43	67-64	Bosh/34	Wade/9	Boozer/26	Boozer/17	20,123
5/24	CHI	W3	101-93*	48-21	20-43	68-64	James/35	Haslem- Miller/9	Rose-23	Noah/14	20,125
5/26	@ CHI	W4	83-80	48-21	21-43	69-64	James/28	James/11	Rose/25	Noah- Thomas/8	23,057
2011 NBA FINALS											
5/31	DAL	W5	92-84	49-21	21-43	70-64	James/24	Wade/10	Nowitzki/27	Marion/10	20,003
6/2	DAL	L1	95-93	49-22	21-43	70-65	Wade/36	Bosh- James/8	Nowitzki/24	Nowitzki/11	20,003
6/5	@ DAL	W1	88-86	49-22	22-43	71-65	Wade/29	Wade/11	Nowitzki/34	Chandler- Nowitzki/11	20,340
6/7	@ DAL	L1	86-83	49-22	22-44	71-66	Wade/32	James/9	Nowitzki/21	Chandler/16	20,430
6/9	@ DAL	L2	112-103	49-22	22-45	71-67	Wade/23	Bosh- James/10	Nowitzki/29	Chandler/7	20,433
6/12	DAL	L3	105-95	49-23	22-45	71-68	James/21	Haslem/9	Terry/27	Nowitzki/11	20,003
2012 FIRST ROUND											
4/28	NY	W1	100-67	50-23	22-45	72-68	James/32	Haslem/8	Smith/17	Anthony/10	19,621
4/30	NY	W2	104-94	51-23	22-45	73-68	Wade/25	Haslem/8	Anthony/30	Anthony/9	19,684
5/3	@ NY	W3	87-70	51-23	23-45	74-68	James/32	Bosh/10	Anthony/22	Chandler/15	19,763
5/6	@ NY	L1	89-87	51-23	23-46	74-69	James/27	Bosh/9	Anthony/41	Stoudemire/10	19,763
5/9	NY	W1	106-94	52-23	23-46	75-69	James/29	James/8	Anthony/35	Chandler/11	19,754

(*Overtime)

PLAYOFF HISTORY

HEAT ALL-TIME PLAYOFF GAME-BY-GAME RESULTS

DATE	OPP.	W-L STREAK	RESULT	HOME	AWAY	TOTAL	HEAT HI SCORER	HEAT HI REBOUNDER	OPP. HI SCORER	OPP. HI REBOUNDER	ATTN.
2012 EASTERN CONFERENCE SEMIFINALS											
5/13	IND	W2	95-86	53-23	23-46	76-69	James/32	James/15	Hibbert- West/17	West/12	19,600
5/15	IND	L1	78-75	53-24	23-46	76-70	James/28	James/9	West/16	George- Hibbert/11	19,828
5/17	@ IND	L2	94-75	53-24	23-47	76-71	Chalmers/25	Turiaf/8	Hill/20	Hibbert/18	18,165
5/20	@ IND	W1	101-93	53-24	24-47	77-71	James/40	James/18	Granger/20	Hibbert/9	18,165
5/22	IND	W2	115-83	54-24	24-47	78-71	James/30	Chalmers/11	George/11	Hibbert/12	20,097
5/24	@ IND	W3	105-93	54-24	25-47	79-71	Wade/41	Wade/10	West/24	George/10	18,165
2012 EASTERN CONFERENCE FINALS											
5/28	BOS	W4	93-79	55-24	25-47	80-71	James/32	James/13	Garnett/23	Garnett/10	19,912
5/30	BOS	W5	115-111*	56-24	25-47	81-71	James/34	Haslem/11	Rondo/44	Bass/10	19,973
6/1	@ BOS	L1	101-91	56-24	25-48	81-72	James/34	James/8	Garnett/24	Garnett/11	18,624
6/3	@ BOS	L2	93-91*	56-24	25-49	81-73	James/29	Haslem/17	Pierce/23	Garnett/14	18,624
6/5	BOS	L3	94-90	56-25	25-49	81-74	James/30	Haslem/14	Garnett/26	Garnett/11	20,021
6/7	@ BOS	W1	98-79	56-25	26-49	82-74	James/45	James/15	Rondo/21	Bass/7	18,624
6/9	BOS	W2	101-88	57-25	26-49	83-74	James/31	James/12	Rondo/22	Rondo/10	20,114
2012 NBA FINALS											
6/12	@ OKC	L1	105-94	57-25	26-50	83-75	James/30	Haslem/11	Durant/36	Collison/10	18,203
6/14	@ OKC	W1	100-96	57-25	27-50	84-75	James/32	Bosh/15	Durant/32	Perkins- Westbrook/8	18,203
6/17	OKC	W2	91-85	58-25	27-50	85-75	James/29	James/14	Durant/25	Perkins/12	20,003
6/19	OKC	W3	104-98	59-25	27-50	86-75	James/26	Bosh-James/9	Westbrook/43	Harden/10	20,003
6/21	OKC	W4	121-106	60-25	27-50	87-75	James/26	James/11	Durant/32	Durant/11	20,003
2013 FIRST ROUND											
4/21	MIL	W5	110-87	61-25	27-50	88-75	James/27	James/10	Jennings/26	Ilyasova/6	20,006
4/23	MIL	W6	98-86	62-25	27-50	89-75	Wade/21	James/8	Ilyasova/21	Dunleavy- Ilyasova- Sanders/6	20,097
4/25	@ MIL	W7	104-91	62-25	28-50	90-75	Allen/23	Bosh/14	Jennings- Sanders/16	Sanders/11	18,165
4/28	@ MIL	W8	88-77	62-25	29-50	91-75	James/30	Chalmers- James/8	Ellis/21	Sanders/11	18,717
2013 EASTERN CONFERENCE SEMIFINALS											
5/6	CHI	L1	93-86	62-26	29-50	91-76	James/24	James/8	Robinson/27	Butler/14	19,685
5/8	CHI	W1	115-78	63-26	29-50	92-76	Allen/21	Cole/6	Belinelli/13	Noah/6	19,817
5/10	@ CHI	W2	104-94	63-26	30-50	93-76	James/25	Bosh/19	Boozer/21	Noah/11	22,675
5/13	@ CHI	W3	88-65	63-26	31-50	94-76	James/27	Haslem- James/7	Boozer/14	Boozer/12	21,990
5/15	CHI	W4	94-91	64-26	31-50	95-76	James/23	Bosh- James/7	Boozer/26	Boozer/14	20,025
2013 EASTERN CONFERENCE FINALS											
5/22	IND	W5	103-102*	65-26	31-50	96-76	James/30	James/10	George/27	Stephenson/12	19,679
5/24	IND	L1	97-93	65-27	31-50	96-77	James/36	James/8	Hibbert/29	Hibbert/10	20,022
5/26	@ IND	W1	114-96	65-27	32-50	97-77	James/22	Andersen/9	West/21	Hibbert/17	18,165
5/28	@ IND	L1	99-92	65-27	32-51	97-78	James/24	Allen/7	Hibbert/23	Hibbert- West/12	18,165
5/30	IND	W1	90-79	66-27	32-51	98-78	James/30	James/8	George/27	George/11	19,913
6/1	@ IND	L1	91-77	66-27	32-52	98-79	James/29	Anthony/8	George/28	West/14	18,165
6/3	IND	W1	99-76	67-27	32-52	99-79	James/32	Wade/9	Hibbert/18	Hibbert/8	20,025
2013 NBA FINALS											
6/6	SA	L1	92-88	67-28	32-52	99-80	James/18	James/18	Parker/21	Duncan/14	19,775
6/9	SA	W1	103-84	68-28	32-52	100-80	Chalmers/19	Bosh/10	Green/17	Leonard/14	19,900
6/11	@ SA	L1	113-77	68-28	32-53	100-81	Wade/16	James/11	Green/27	Duncan/14	18,581
6/13	@ SA	W1	109-93	68-28	33-53	101-81	James/33	Bosh/13	Duncan/20	Leonard/7	18,581
6/16	@ SA	L1	114-104	68-28	33-54	101-82	James- Wade/25	Bosh- James/6	Parker/26	Duncan/12	18,581
6/18	SA	W1	103-100*	69-28	33-54	102-82	James/32	Bosh/11	Duncan/30	Duncan/17	19,900
6/20	SA	W2	95-88	70-28	33-54	103-82	James/37	James/12	Duncan/24	Leonard/16	19,900

(*Overtime)



PLAYOFF HISTORY

HEAT ALL-TIME PLAYOFF GAME-BY-GAME RESULTS

DATE	OPP.	W-L STREAK	RESULT	HOME	AWAY	TOTAL	HEAT HI SCORER	HEAT HI REBOUNDER	OPP. HI SCORER	OPP. HI REBOUNDER	ATTN.
2014 FIRST ROUND											
4/20	CHA	W3	99-88	71-28	33-54	104-82	James/27	Andersen/10	Walker/20	Jefferson/10	19,640
4/23	CHA	W4	101-97	72-28	33-54	105-82	James/32	James-Wade/6	Kidd-Gilchrist/22	Jefferson/13	19,603
4/26	@ CHA	W5	98-85	72-28	34-54	106-82	James/30	James/10	Jefferson/20	McRoberts/9	19,633
4/28	@ CHA	W6	109-98	72-28	35-54	107-82	James/31	James/9	Walker/29	McRoberts/10	19,092
2014 EASTERN CONFERENCE SEMIFINALS											
5/6	BKN	W7	107-86	73-28	35-54	108-82	James/22	Bosh/11	Johnson-Williams/17	Pierce/6	19,470
5/8	BKN	W8	94-82	74-28	35-54	109-82	James/22	Allen/8	Teletovic/20	Garnett/12	19,639
5/10	@ BKN	L1	104-90	74-28	35-55	109-83	James/28	James/8	Johnson/19	Blatche/10	17,732
5/12	@ BKN	W1	102-96	74-28	36-55	110-83	James/49	Allen/7	Johnson/18	Blatche/8	17,732
5/14	BKN	W2	96-94	75-28	36-55	111-83	James/29	James/9	Johnson/34	Garnett/8	19,615
2014 EASTERN CONFERENCE FINALS											
5/18	@ IND	L1	107-96	75-28	36-56	111-84	Wade/27	James/10	George/24	Hibbert/9	18,165
5/20	@ IND	W1	87-83	75-28	37-56	112-84	Wade/23	Andersen/12	Stephenson/25	Hibbert/13	18,165
5/24	IND	W2	99-87	76-28	37-56	113-84	James/26	Andersen/7	George/17	Stephenson/11	20,025
5/26	IND	W3	102-90	77-28	37-56	114-84	James/32	James/10	George/23	West/12	19,874
5/28	@ IND	L1	93-90	77-28	37-57	114-85	Bosh/20	Bosh/10	George/37	Hibbert/13	18,165
5/30	IND	W1	117-92	78-28	37-57	115-85	Bosh-James/25	Andersen/10	George/29	George/8	20,021
2014 NBA FINALS											
6/5	@ SA	L1	110-95	78-28	37-58	115-86	James/25	Bosh/9	Duncan/21	Diaw-Duncan/10	18,581
6/8	@ SA	W1	98-96	78-28	38-58	116-86	James/35	James/10	Parker/21	Duncan/15	18,581
6/10	SA	L1	111-92	78-29	38-58	116-87	James-Andersen-Wade/22	Andersen-James/5	Leonard/29	Duncan/6	19,900
6/12	SA	L2	107-86	78-30	38-58	116-88	James/28	James/8	Leonard/20	Leonard/14	19,900
6/15	@ SA	L3	104-87	78-30	38-59	116-89	James/31	James/10	Leonard/22	Leonard/10	18,581



Ray Allen's three-point field goal with 5.2 seconds left in regulation in Game 6 of the 2013 NBA Finals against San Antonio allowed the HEAT to overcome a five-point deficit in the final 20.2 seconds and force overtime. The HEAT went on to defeat the Spurs in overtime in Game 6 and then two nights later on June 20, Miami captured its third NBA championship.

HEAT POSTSEASON LEADERS

GAMES PLAYED

Dwyane Wade	152
Udonis Haslem	138
Mario Chalmers	99
LeBron James	87
Alonzo Mourning	82
Chris Bosh	78
James Jones	64
Joel Anthony	63
Shane Battier	61
Norris Cole	60

GAMES STARTED

Dwyane Wade	152
LeBron James	87
Udonis Haslem	84
Chris Bosh	74
Mario Chalmers	73
Alonzo Mourning	44
Shaquille O'Neal	40
Tim Hardaway	39
P.J. Brown	35

MINUTES

Dwyane Wade	5,907
LeBron James	3,628
Udonis Haslem	3,109
Mario Chalmers	2,876
Chris Bosh	2,710
Alonzo Mourning	2,056
Tim Hardaway	1,433
Shane Battier	1,362
Shaquille O'Neal	1,311
Jamal Mashburn	1,258

POINTS

Dwyane Wade	3,481
LeBron James	2,338
Chris Bosh	1,163
Alonzo Mourning	989
Mario Chalmers	872
Udonis Haslem	812
Shaquille O'Neal	751
Tim Hardaway	605
Eddie Jones	444
Jamal Mashburn	434

DOUBLE-FIGURE SCORING GAMES

Dwyane Wade	148
LeBron James	85
Chris Bosh	61
Alonzo Mourning	46
Shaquille O'Neal	37
Mario Chalmers	35
Udonis Haslem	35
Tim Hardaway	28
Eddie Jones	23
Antoine Walker	22

20+ POINT GAMES

Dwyane Wade	99
LeBron James	74
Alonzo Mourning	21
Chris Bosh	17
Shaquille O'Neal	16
Tim Hardaway	12
Eddie Jones	8
Mario Chalmers	7
Jamal Mashburn	6
Voshon Lenard	5
Antoine Walker	5

30+ POINT GAMES

LeBron James	33
Dwyane Wade	32
Tim Hardaway	5
Chris Bosh	2
Alonzo Mourning	2
Damon Jones	1
Shaquille O'Neal	1

40+ POINT GAMES

Dwyane Wade	7
LeBron James	3

FIELD GOALS MADE

Dwyane Wade	1,268
LeBron James	829
Chris Bosh	437
Alonzo Mourning	346
Udonis Haslem	324
Shaquille O'Neal	312
Mario Chalmers	307
Tim Hardaway	202
Jamal Mashburn	159
Eddie Jones	151

FIELD GOALS ATTEMPTED

Dwyane Wade	2,652
LeBron James	1,647
Chris Bosh	908
Mario Chalmers	716
Udonis Haslem	676
Alonzo Mourning	656
Tim Hardaway	557
Shaquille O'Neal	531
Jamal Mashburn	419
Eddie Jones	362

FREE THROWS MADE

Dwyane Wade	860
LeBron James	557
Alonzo Mourning	294
Chris Bosh	237
Udonis Haslem	164
Mario Chalmers	141
Shaquille O'Neal	127
Tim Hardaway	121
Eddie Jones	82
Ray Allen	81

FREE THROWS ATTEMPTED

Dwyane Wade	1,109
LeBron James	725
Alonzo Mourning	483
Shaquille O'Neal	315
Chris Bosh	300
Udonis Haslem	230
Mario Chalmers	190
Tim Hardaway	158
Eddie Jones	105
Jamal Mashburn	95

3-POINT FIELD GOALS MADE

LeBron James	123
Mario Chalmers	117
Dwyane Wade	85
Tim Hardaway	80
Shane Battier	77
Ray Allen	72
Eddie Jones	60
Mike Miller	58
Dan Majerle	56
Antoine Walker	56

3-POINT FIELD GOALS ATTEMPTED

LeBron James	352
Mario Chalmers	328
Dwyane Wade	261
Tim Hardaway	220
Shane Battier	218
Ray Allen	181
Eddie Jones	169
Dan Majerle	166
Antoine Walker	164
Mike Miller	148

OFFENSIVE REBOUNDS

Udonis Haslem	219
Dwyane Wade	214
Chris Bosh	145
LeBron James	139
Alonzo Mourning	137
Shaquille O'Neal	110
P.J. Brown	103
Joel Anthony	82
Chris Andersen	58
Brian Grant	51

DEFENSIVE REBOUNDS

LeBron James	595
Dwyane Wade	585
Udonis Haslem	572
Chris Bosh	421
Alonzo Mourning	386
Shaquille O'Neal	251
Mario Chalmers	216
P.J. Brown	183
Dan Majerle	158
Eddie Jones	142

HEAT POSTSEASON LEADERS

TOTAL REBOUNDS

Dwyane Wade	798
Udonis Haslem	791
LeBron James	734
Chris Bosh	566
Alonzo Mourning	523
Shaquille O'Neal	361
P.J. Brown	286
Mario Chalmers	251
Joel Anthony	201
Dan Majerle	186

ASSISTS

Dwyane Wade	768
LeBron James	499
Mario Chalmers	321
Tim Hardaway	243
Jason Williams	104
Dan Majerle	91
Norris Cole	90
Chris Bosh	86
Jamal Mashburn	86
Eddie Jones	80

STEALS

Dwyane Wade	250
LeBron James	155
Mario Chalmers	118
Chris Bosh	71
Udonis Haslem	58
Dan Majerle	54
Tim Hardaway	46
Eddie Jones	40
Alonzo Mourning	36
Jamal Mashburn	33

BLOCKED SHOTS

Alonzo Mourning	171
Dwyane Wade	153
Joel Anthony	90
Chris Bosh	89
LeBron James	70
Shaquille O'Neal	59
Chris Andersen	40
Udonis Haslem	40
P.J. Brown	29
Eddie Jones	22

TURNOVERS

Dwyane Wade	524
LeBron James	217
Alonzo Mourning	175
Mario Chalmers	167
Shaquille O'Neal	141
Tim Hardaway	123
Udonis Haslem	111
Chris Bosh	101
Jamal Mashburn	73
Ray Allen	51
Antoine Walker	51

PERSONAL FOULS

Dwyane Wade	426
Udonis Haslem	373
Alonzo Mourning	276
Mario Chalmers	274
LeBron James	192
Chris Bosh	186
Shaquille O'Neal	151
Shane Battier	141
Joel Anthony	126
P.J. Brown	121

DOUBLE-DOUBLES

LeBron James	31
Dwyane Wade	21
Chris Bosh	18
Udonis Haslem	16
Shaquille O'Neal	15
Alonzo Mourning	14
P.J. Brown	8
Dan Majerle	3
Lamar Odom	3
Rony Seikaly	3

TRIPLE-DOUBLES

LeBron James	5
--------------	---

DUNKS

Dwyane Wade	168
Shaquille O'Neal	116
LeBron James	105
Alonzo Mourning	93
Udonis Haslem	59
Chris Bosh	54
Chris Andersen	25
P.J. Brown	17
Lamar Odom	11
Joel Anthony	10

HEAT PLAYOFF RECORDS – INDIVIDUAL

MINUTES PLAYED

GAME

50:48*	Dwyane Wade @ BOS	Jun. 3, 2012
50:17*	LeBron James @ BOS	May 9, 2011
50:06*	Dwyane Wade vs. DAL	Jun. 18, 2006
50**	Dwyane Wade @ NJ	Apr. 28, 2005
49:46*	LeBron James vs. SA	Jun. 18, 2013
49:23*	LeBron James vs. CHI	May 24, 2011
48:06*	LeBron James @ BOS	Jun. 3, 2012
48**	Eddie Jones @ NJ	Apr. 28, 2005
48	Jamal Mashburn vs. NY	May 9, 2000
48	Tim Hardaway @ NY	May 3, 1998
48	Tim Hardaway @ CHI	May 20, 1997
48	John Salley vs. ATL	May 3, 1994

POINTS

GAME

49	LeBron James @ BKN	May 12, 2014
46	Dwyane Wade vs. BOS	Apr. 25, 2010
45	LeBron James @ BOS	Jun. 7, 2012
43*	Dwyane Wade vs. DAL	Jun. 18, 2006
42	Dwyane Wade vs. DAL	Jun. 13, 2006
42	Dwyane Wade @ WAS	May 14, 2005

1st HALF

30	LeBron James @ BOS	Jun. 7, 2012
----	--------------------	--------------

2nd HALF

30	Dwyane Wade vs. BOS	Apr. 25, 2010
----	---------------------	---------------

1st QUARTER

17	LeBron James @ SA	Jun. 15, 2014
17	Dwyane Wade vs. NJ	May 10, 2006

2nd QUARTER

20	Dwyane Wade @ IND	May 24, 2012
20	Tim Hardaway @ CHI	Apr. 26, 1996

3rd QUARTER

22	Dwyane Wade @ WAS	May 14, 2005
----	-------------------	--------------

4th QUARTER

20	Dwyane Wade vs. DET	May 25, 2005
----	---------------------	--------------

OVERTIME PERIOD

8	Dwyane Wade vs. BOS	May 30, 2012
---	---------------------	--------------

(* Overtime ** Double Overtime)



HEAT PLAYOFF RECORDS – INDIVIDUAL

FIELD GOALS MADE

GAME

19.....	LeBron James @ BOS.....	Jun. 7, 2012
17.....	Dwyane Wade @ IND.....	May 24, 2012
16.....	LeBron James @ BKN.....	May 12, 2014
16.....	LeBron James @ BOS.....	Jun. 1, 2012
16.....	Dwyane Wade vs. BOS.....	Apr. 25, 2010

1st HALF

12.....	LeBron James @ BOS.....	Jun. 7, 2012
---------	-------------------------	--------------

2nd HALF

11.....	Dwyane Wade vs. DET.....	May 25, 2005
---------	--------------------------	--------------

QUARTER

9 (4)...	Dwyane Wade vs. DET.....	May 25, 2005
----------	--------------------------	--------------

OVERTIME PERIOD

2.....	Numerous
(most recently: LeBron James vs. IND, May 22, 2013)		

FIELD GOALS ATTEMPTED

GAME

28*.....	LeBron James @ BOS.....	May 9, 2011
28*.....	Dwyane Wade vs. DAL.....	Jun. 18, 2006
28.....	Dwyane Wade vs. DET.....	May 25, 2005
27.....	LeBron James @ IND.....	May 20, 2012
27.....	Dwyane Wade vs. CHI.....	Apr. 27, 2007
27.....	Dwyane Wade @ WAS.....	May 12, 2005

1st HALF

16.....	LeBron James @ BOS.....	Jun. 1, 2012
16.....	Dwyane Wade @ IND.....	May 24, 2012
16.....	Michael Beasley vs. ATL.....	May 1, 2009

2nd HALF

18.....	Dwyane Wade vs. CHI.....	Apr. 27, 2007
18.....	Dwyane Wade vs. DET.....	May 25, 2005

QUARTER

14 (4)...	Dwyane Wade vs. DET.....	May 25, 2005
-----------	--------------------------	--------------

OVERTIME PERIOD

4.....	Dwyane Wade vs. CHI.....	May 24, 2011
--------	--------------------------	--------------

FREE THROWS MADE

GAME

21*.....	Dwyane Wade vs. DAL.....	Jun. 18, 2006
18*.....	LeBron James @ BOS.....	May 30, 2012
16.....	Dwyane Wade vs. ATL.....	May 1, 2009
16.....	Dwyane Wade @ DAL.....	Jun. 20, 2006
16.....	Dwyane Wade @ WAS.....	May 14, 2005

1st HALF

11.....	LeBron James vs. NY.....	Apr. 28, 2012
11.....	Dwyane Wade vs. ATL.....	May 1, 2009
11.....	Dwyane Wade vs. DAL.....	Jun. 13, 2006

2nd HALF

12.....	Dwyane Wade vs. DAL.....	Jun. 18, 2006
12.....	Dwyane Wade @ WAS.....	May 14, 2005

QUARTER

11 (4)...	Dwyane Wade @ NJ.....	May 12, 2006
-----------	-----------------------	--------------

OVERTIME PERIOD

4.....	Dwyane Wade vs. BOS.....	May 30, 2012
4 (2nd)...	Dwyane Wade @ NJ.....	Apr. 28, 2005

FREE THROWS ATTEMPTED

GAME

25*.....	Dwyane Wade vs. DAL.....	Jun. 18, 2006
24*.....	LeBron James vs. BOS.....	May 30, 2012
21.....	Dwyane Wade @ DAL.....	Jun. 20, 2006
19.....	LeBron James @ BKN.....	May 12, 2014
19.....	Dwyane Wade vs. DET.....	May 29, 2006
19.....	Dwyane Wade vs. WAS.....	May 10, 2005

1st HALF

14.....	LeBron James vs. NY.....	Apr. 28, 2012
---------	--------------------------	---------------

14.....	Dwyane Wade vs. DAL.....	Jun. 13, 2006
---------	--------------------------	---------------

2nd HALF

15.....	Dwyane Wade vs. DAL.....	Jun. 18, 2006
---------	--------------------------	---------------

QUARTER

11 (4)...	Dwyane Wade @ NJ.....	May 12, 2006
-----------	-----------------------	--------------

OVERTIME PERIOD

6.....	Dwyane Wade vs. BOS.....	May 30, 2012
6 (2nd)...	Dwyane Wade @ NJ.....	Apr. 28, 2005

3-PT. FIELD GOALS MADE

GAME

7.....	Mike Miller vs. OKC.....	Jun. 21, 2012
7.....	Damon Jones vs. NJ.....	Apr. 24, 2005
6.....	Rashard Lewis @ IND.....	May 28, 2014
6.....	Shane Battier vs. SA.....	Jun. 20, 2013
6.....	Mario Chalmers vs. PHI.....	Apr. 27, 2011
6.....	Daequan Cook @ ATL.....	Apr. 22, 2009
6.....	Dwyane Wade @ ATL.....	Apr. 22, 2009
6.....	Damon Jones @ WAS.....	May 14, 2005
6.....	Tim Hardaway vs. NY.....	Apr. 24, 1998
6.....	Tim Hardaway vs. NY.....	May 18, 1997
6.....	Voshon Lenard vs. ORL.....	Apr. 24, 1997

1st HALF

5.....	Tim Hardaway @ CHI.....	Apr. 26, 1996
--------	-------------------------	---------------

2nd HALF

5.....	Dwyane Wade vs. BOS.....	Apr. 25, 2010
5.....	Dwyane Wade @ BOS.....	Apr. 20, 2010

QUARTER

4.....	Numerous
(most recently: Ray Allen, 4th Q. vs. IND, May 24, 2014)		

OVERTIME PERIOD

1.....	Jamal Mashburn @ NY.....	May 12, 2000
--------	--------------------------	--------------

3-PT. FIELD GOALS ATTEMPTED

GAME

13.....	Damon Jones @ WAS.....	May 14, 2005
13.....	Tim Hardaway vs. CHI.....	May 28, 1997
12.....	Mario Chalmers vs. PHI.....	Apr. 27, 2011
12.....	Antoine Walker @ CHI.....	Apr. 30, 2006
12.....	Tim Hardaway @ CHI.....	May 28, 1997

1st HALF

9.....	Mario Chalmers vs. PHI.....	Apr. 27, 2011
9.....	Tim Hardaway vs. CHI.....	May 26, 1997

2nd HALF

9.....	Antoine Walker @ CHI.....	Apr. 30, 2006
--------	---------------------------	---------------

QUARTER

7 (3)...	Tim Hardaway vs. NY.....	May 18, 1997
----------	--------------------------	--------------

OVERTIME PERIOD

3.....	Shane Battier vs. IND.....	May 22, 2013
--------	----------------------------	--------------

(* Overtime)

HEAT PLAYOFF RECORDS – INDIVIDUAL

TOTAL REBOUNDS

GAME

20.....	Shaquille O'Neal @ CHI.....	May 4, 2006
20.....	Rony Seikaly vs. ATL.....	May 3, 1994
19.....	Chris Bosh @ CHI.....	May 10, 2013
19**...	Udonis Haslem @ NJ.....	Apr. 28, 2005
18.....	LeBron James vs. SA.....	Jun. 6, 2013
18.....	LeBron James @ IND.....	May 20, 2012
18.....	James Posey vs. CHI.....	Apr. 29, 2007

1st HALF

12.....	P.J. Brown vs. NY.....	May 7, 2000
---------	------------------------	-------------

2nd HALF

13.....	LeBron James @ IND.....	May 20, 2012
---------	-------------------------	--------------

QUARTER

9 (4)...	LeBron James @ IND.....	May 20, 2012
9 (1)...	Udonis Haslem vs. ATL.....	Apr. 25, 2009
9 (1)...	P.J. Brown vs. NY.....	May 7, 2000

OVERTIME PERIOD

6 (2nd)...	Udonis Haslem @ NJ.....	Apr. 28, 2005
------------	-------------------------	---------------

OFFENSIVE REBOUNDS

GAME

8.....	Zydrunas Ilgauskas @ PHI... Apr. 21, 2011
8.....	Udonis Haslem vs. DAL..... Jun. 13, 2006
8.....	Shaquille O'Neal @ CHI..... May 4, 2006
8.....	Rony Seikaly vs. ATL..... May 3, 1994
7.....	Chris Bosh @ OKC..... Jun. 14, 2012
7.....	Brian Grant vs. IND..... May 10, 2004
7.....	Lamar Odom @ IND..... May 8, 2004
7.....	P.J. Brown vs. NY..... May 17, 2000
7.....	Grant Long @ ATL..... May 8, 1994

1st HALF

6.....	Chris Bosh @ OKC..... Jun. 14, 2012
6.....	Alonzo Mourning vs. CHI..... May 26, 1997

2nd HALF

8.....	LeBron James @ CHI..... May 26, 2011
6.....	Brian Grant vs. IND..... May 10, 2004
6.....	P.J. Brown vs. NY..... May 17, 2000

QUARTER

5 (2)...	Joel Anthony @ IND..... Jun. 1, 2013
5 (2)...	Chris Bosh vs. BOS..... Jun. 5, 2012
5 (1)...	P.J. Brown @ NY..... May 12, 1999
5 (4)...	Grant Long @ ATL..... May 8, 1994

OVERTIME PERIOD

2 (2nd)...	Udonis Haslem @ NJ..... Apr. 28, 2005
------------	---------------------------------------

(**Double Overtime)

DEFENSIVE REBOUNDS

GAME

17.....	James Posey vs. CHI.....	Apr. 29, 2007
16.....	LeBron James vs. SA.....	Jun. 6, 2013
14.....	Chris Bosh @ CHI.....	May 10, 2013
14.....	LeBron James @ PHI.....	Apr. 21, 2011
14.....	P.J. Brown vs. NY.....	May 7, 2000

1st HALF

11.....	P.J. Brown vs. NY.....	May 7, 2000
---------	------------------------	-------------

2nd HALF

9.....	LeBron James vs. SA.....	Jun. 6, 2013
9.....	LeBron James @ BOS.....	Jun. 7, 2012
9.....	LeBron James @ IND.....	May 20, 2012

QUARTER

8 (1)...	P.J. Brown vs. NY.....	May 7, 2000
----------	------------------------	-------------

OVERTIME PERIOD

4 (2nd)...	Udonis Haslem @ NJ.....	Apr. 28, 2005
------------	-------------------------	---------------

ASSISTS

GAME

15.....	Dwyane Wade vs. WAS.....	May 10, 2005
13.....	LeBron James vs. OKC.....	Jun. 21, 2012
13.....	Anthony Carter vs. DET.....	Apr. 25, 2000
12.....	LeBron James vs. OKC.....	Jun. 19, 2012
11.....	Numerous

(most recently: LeBron James vs. SA, Jun. 18, 2013)

1st HALF

9.....	Dwyane Wade vs. WAS.....	May 10, 2005
--------	--------------------------	--------------

2nd HALF

8.....	LeBron James vs. OKC.....	Jun. 21, 2012
8.....	Dwyane Wade @ CHI.....	Apr. 30, 2006

QUARTER

6 (3)...	LeBron James @ CHA.....	Apr. 28, 2014
6 (3)...	LeBron James vs. OKC.....	Jun. 21, 2012
6 (1)...	Dwyane Wade vs. WAS.....	May 10, 2005
6 (1)...	Lamar Odom @ IND.....	May 15, 2004
6 (2)...	Tim Hardaway vs. ORL.....	Apr. 27, 1997
6 (1)...	Tim Hardaway vs. ORL.....	Apr. 24, 1997

OVERTIME PERIOD

2.....	LeBron James vs. SA.....	Jun. 18, 2013
2.....	LeBron James vs. BOS.....	May 30, 2012



James Posey pulled down 17 defensive rebounds against Chicago on Apr. 29, 2007 to set a HEAT postseason record.

HEAT PLAYOFF RECORDS – INDIVIDUAL

STEALS

GAME

6.....	Dwyane Wade @ SA.....	Jun. 13, 2013
6.....	LeBron James vs. IND.....	May 15, 2012
5.....	LeBron James vs. SA.....	Jun. 10, 2014
5.....	Ray Allen @ SA.....	Jun. 5, 2014
5.....	Dwyane Wade @ MIL.....	Apr. 25, 2013
5.....	Dwyane Wade @ NY.....	May 3, 2012
5.....	Mario Chalmers vs. ATL.....	May 1, 2009
5.....	James Posey @ CHI.....	Apr. 24, 2007
5.....	Dwyane Wade vs. DET.....	Jun. 2, 2005
5.....	Caron Butler vs. NO.....	Apr. 18, 2004
5.....	Tim Hardaway vs. NY.....	May 18, 1997

1st HALF

4.....	LeBron James vs. CHA.....	Apr. 23, 2014
4.....	LeBron James @ OKC.....	Jun. 12, 2012
4.....	Tim Hardaway vs. NY.....	May 8, 1999

2nd HALF

4.....	Numerous
(most recently: LeBron James vs. SA, Jun. 10, 2014)		

QUARTER

4 (4)...	LeBron James vs. SA.....	Jun. 10, 2014
4 (3)...	LeBron James @ SA.....	Jun. 16, 2013

OVERTIME PERIOD

1.....	Numerous
(most recently: Ray Allen & LeBron James vs. SA, Jun. 18, 2013)		

BLOCKED SHOTS

GAME

9.....	Alonzo Mourning vs. DET.....	Apr. 22, 2000
6.....	Alonzo Mourning @ CHI.....	May 20, 1997
6.....	Alonzo Mourning vs. ORL.....	Apr. 24, 1997
5.....	Numerous
(most recently: Joel Anthony vs. CHI, May 22, 2011)		

1st HALF

5.....	Numerous
(most recently: Joel Anthony vs. CHI, May 22, 2011)		

2nd HALF

5.....	Alonzo Mourning vs. DET.....	Apr. 22, 2000
--------	------------------------------	---------------

QUARTER

5 (1)...	Jermaine O'Neal @ BOS.....	Apr. 20, 2010
5 (1)...	Alonzo Mourning @ CHI.....	May 20, 1997

OVERTIME PERIOD

3.....	Dwyane Wade vs. CHI.....	May 24, 2011
--------	--------------------------	--------------

TURNOVERS

GAME

9.....	Numerous
(most recently: Dwyane Wade @ CHI, May 26, 2011)		

1st HALF

6.....	Numerous
(most recently: Dwyane Wade @ CHI, May 26, 2011)		

2nd HALF

6.....	Dwyane Wade @ BOS.....	Apr. 27, 2010
6.....	Dwyane Wade @ NJ.....	Apr. 28, 2005

QUARTER

5 (1)...	Dwyane Wade @ WAS.....	May 12, 2005
5 (2)...	Alonzo Mourning @ NY.....	May 14, 2000

OVERTIME PERIOD

1.....	Numerous
(most recently: LeBron James & Dwyane Wade vs. SA, Jun. 18, 2013)		

PERSONAL FOULS

GAME

6.....	Numerous
(most recently: LeBron James @ IND, May 28, 2013)		

1st HALF

4.....	Mike Miller vs. OKC.....	Jun. 21, 2012
--------	--------------------------	---------------

2nd HALF

6.....	James Posey vs. CHI.....	Apr. 27, 2007
6.....	Udonis Haslem @ CHI.....	Apr. 30, 2006

QUARTER

5 (4)...	James Posey vs. CHI.....	Apr. 27, 2007
5 (4)...	Gary Payton @ DET.....	May 31, 2006
5 (4)...	Jamal Mashburn vs. NY.....	May 3, 1998
5 (4)...	Grant Long vs. ATL.....	May 5, 1994

OVERTIME PERIOD

2.....	Dwyane Wade vs. IND.....	May 22, 2013
2.....	Shaquille O'Neal vs. DAL.....	Jun. 18, 2006

DUNKS

GAME

7.....	Shaquille O'Neal @ DET.....	May 25, 2006
6.....	Shaquille O'Neal @ CHI.....	May 4, 2006
5.....	Dwyane Wade vs. DAL.....	Jun. 2, 2011
5.....	Shaquille O'Neal vs. DET.....	Jun. 2, 2006
5.....	Shaquille O'Neal vs. DET.....	May 27, 2006
5.....	Shaquille O'Neal vs. CHI.....	Apr. 24, 2006
5.....	Shaquille O'Neal vs. DET.....	Jun. 6, 2005
5.....	Shaquille O'Neal vs. DET.....	May 23, 2005
5.....	Alonzo Mourning vs. DET.....	Apr. 22, 2000

1st HALF

4.....	Shaquille O'Neal @ DET.....	May 25, 2006
4.....	Shaquille O'Neal vs. DET.....	Jun. 6, 2005
4.....	Shaquille O'Neal vs. DET.....	May 25, 2005

2nd HALF

4.....	Dwyane Wade vs. DET.....	May 25, 2005
4.....	Alonzo Mourning vs. DET.....	Apr. 22, 2000

QUARTER

4 (1)...	Shaquille O'Neal vs. DET.....	Jun. 6, 2005
----------	-------------------------------	--------------

OVERTIME PERIOD

1.....	Udonis Haslem @ BOS.....	Jun. 3, 2012
1.....	Udonis Haslem vs. BOS.....	May 30, 2012
1.....	Dwyane Wade vs. BOS.....	May 30, 2012

BENCH SCORING

GAME

25.....	James Jones vs. BOS.....	May 1, 2011
23.....	Ray Allen @ MIL.....	Apr. 25, 2013
23.....	Mike Miller vs. OKC.....	Jun. 21, 2012
22.....	Michael Beasley vs. ATL.....	May 1, 2009
22.....	Grant Long @ ATL.....	May 8, 1994

HEAT PLAYOFF RECORDS – TEAM

POINTS

GAME

HIGHS

121.....	vs. OKC.....	Jun. 21, 2012
117.....	vs. IND.....	May 30, 2014
116.....	vs. NJ.....	Apr. 24, 2005
115.....	vs. CHI.....	May 8, 2013
115*.....	vs. BOS.....	May 30, 2012
115.....	vs. IND.....	May 22, 2012
115.....	vs. CHI.....	Apr. 24, 2006

LOWS

64.....	@ ATL.....	Apr. 19, 2009
66.....	@ DET.....	Jun. 4, 2005
68.....	@ CHI.....	May 22, 1997
70.....	vs. IND.....	May 18, 2004
70.....	@ NY.....	May 19, 2000

1st HALF

HIGH

70.....	@ IND.....	May 26, 2013
---------	------------	--------------

LOW

29.....	@ NO.....	Apr. 24, 2004
29.....	@ CHI.....	May 22, 1997

2nd HALF

HIGH

66.....	vs. IND.....	May 22, 2012
---------	--------------	--------------

LOW

24.....	vs. CHH.....	Apr. 23, 2001
---------	--------------	---------------

1st QUARTER

HIGH

41.....	vs. NJ.....	May 10, 2006
---------	-------------	--------------

LOW

12.....	@ DET.....	May 25, 2006
12.....	@ CHI.....	May 22, 1997

2nd QUARTER

HIGH

37.....	vs. CHI.....	Apr. 22, 2006
---------	--------------	---------------

LOW

10.....	@ BOS.....	Apr. 20, 2010
---------	------------	---------------

3rd QUARTER

HIGH

40.....	@ WAS.....	May 14, 2005
---------	------------	--------------

LOW

7.....	vs. CHH.....	Apr. 23, 2001
--------	--------------	---------------

4th QUARTER

HIGH

39.....	vs. IND.....	May 22, 2012
---------	--------------	--------------

LOW

7.....	@ ATL.....	Apr. 19, 2009
--------	------------	---------------

OVERTIME PERIOD

HIGH

16.....	vs. BOS.....	May 30, 2012
---------	--------------	--------------

16.....	vs. CHI.....	May 24, 2011
---------	--------------	--------------

LOW

2.....	@ BOS.....	Jun. 3, 2012
--------	------------	--------------

FIELD GOALS MADE

GAME

HIGHS

45.....	@ SA.....	Jun. 13, 2013
44.....	vs. IND.....	May 30, 2014
44.....	vs. CHI.....	Apr. 24, 2006
43.....	vs. IND.....	May 22, 2012
43.....	vs. WAS.....	May 8, 2005

LOWS

21.....	vs. CHI.....	May 24, 1997
22.....	@ NY.....	May 19, 2000
23.....	vs. ATL.....	Apr. 27, 2009
23.....	@ CHI.....	Apr. 28, 1996
24.....	@ NY.....	May 12, 1999

1st HALF

HIGH

28.....	vs. CHI.....	Apr. 24, 2006
---------	--------------	---------------

LOW

9.....	vs. CHI.....	May 24, 1997
--------	--------------	--------------

2nd HALF

HIGH

25.....	@ SA.....	Jun. 13, 2013
---------	-----------	---------------

LOW

6.....	@ CHI.....	May 20, 1997
--------	------------	--------------

QUARTER

HIGH

15 (4).....	vs. IND.....	May 22, 2012
-------------	--------------	--------------

15 (1).....	@ DET.....	May 23, 2006
-------------	------------	--------------

LOW

3.....	Numerous	
--------	----------	--

(most recently: vs. IND, 3rd Q, May 15, 2012)

OVERTIME PERIOD

HIGH

5.....	vs. BOS.....	May 30, 2012
--------	--------------	--------------

5.....	vs. CHI.....	May 24, 2011
--------	--------------	--------------

LOW

1.....	@ BOS.....	Jun. 3, 2012
--------	------------	--------------

FIELD GOALS ATTEMPTED

GAME

HIGHS

89.....	@ CHI.....	Apr. 30, 2006
87.....	vs. ORL.....	Apr. 24, 1997
86.....	@ SA.....	Jun. 16, 2013
86*.....	vs. IND.....	May 22, 2013
85.....	@ SA.....	Jun. 13, 2013
85*.....	@ NY.....	May 12, 2000
85.....	@ CHI.....	Apr. 24, 1992

LOWS

51.....	vs. DET.....	May 29, 2006
55.....	vs. CHI.....	May 24, 1997
59.....	vs. NY.....	May 10, 1999
61.....	vs. ATL.....	Apr. 27, 2009
62.....	vs. SA.....	Jun. 10, 2014

1st HALF

HIGH

48.....	vs. CHI.....	Apr. 24, 2006
---------	--------------	---------------

LOW

26.....	vs. DET.....	May 29, 2006
26.....	vs. CHI.....	May 24, 1997

2nd HALF

HIGH

45.....	@ SA.....	Jun. 13, 2013
---------	-----------	---------------

LOW

22.....	@ CHI.....	May 20, 1997
---------	------------	--------------

QUARTER

HIGH

28 (1).....	vs. IND.....	Jun. 3, 2013
-------------	--------------	--------------

LOW

9 (3).....	@ CHI.....	May 20, 1997
------------	------------	--------------

OVERTIME PERIOD

HIGH

10.....	vs. IND.....	May 22, 2013
---------	--------------	--------------

LOW

6.....	vs. DAL.....	Jun. 18, 2006
--------	--------------	---------------

6 (1st).....	@ NJ.....	Apr. 28, 2005
--------------	-----------	---------------

(* Overtime)

HEAT PLAYOFF RECORDS – TEAM

FIELD GOAL PERCENTAGE

GAME

HIGHS

.614	vs. IND (43-70)	May 22, 2012
.600	vs. CHI (42-70)	May 8, 2013
.592	vs. NJ (42-71)	Apr. 24, 2005
.582	vs. DET (39-67)	May 27, 2006
.579	vs. IND (44-76)	May 30, 2014

LOWS

.305	vs. IND (25-82)	May 18, 2004
.329	@ NO (25-76)	Apr. 24, 2004
.339	@ NY (22-66)	May 19, 2000
.338	vs. NY (25-74)	May 9, 2000
.338	@ CHI (25-74)	May 22, 1997

1st HALF

HIGH

.636	@ DET (21-33)	May 23, 2006
------	---------------	--------------

LOW

.297	@ CHI (11-37)	May 22, 1997
------	---------------	--------------

2nd HALF

HIGH

.706	vs. IND (24-34)	May 22, 2012
------	-----------------	--------------

LOW

.273	@ CHI (6-22)	May 20, 1997
------	--------------	--------------

QUARTER

HIGH

.789 (4)	vs. IND (15-19)	May 22, 2012
----------	-----------------	--------------

LOW

.136 (4)	@ WAS (3-22)	May 14, 2005
----------	--------------	--------------

OVERTIME PERIOD

HIGH

.625	vs. BOS (5-8)	May 30, 2012
------	---------------	--------------

.625	vs. CHI (5-8)	May 24, 2011
------	---------------	--------------

LOW

.125	vs. BOS (1-8)	Jun. 3, 2012
------	---------------	--------------

FREE THROWS MADE

GAME

HIGHS

38	@ DET	May 29, 2005
34	@ NJ	May 12, 2006
33	vs. IND	Jun. 3, 2013
32*	vs. CHI	May 24, 2011
32*	vs. DAL	Jun. 18, 2006
32	vs. CHI	Apr. 22, 2006

LOWS

4	@ CHI	Apr. 30, 2006
5	vs. DET	May 23, 2005
6	@ DET	May 31, 2006
7	@ IND	May 28, 2014
7	@ SA	Jun. 11, 2013
7	vs. IND	May 30, 2013
7	@ DAL	Jun. 8, 2006

1st HALF

HIGH

21	vs. NY	Apr. 28, 2012
21	@ DET	May 31, 2005

LOW

1	vs. IND	May 10, 2004
1	@ NY	May 11, 1997
1	vs. NY	May 7, 1997
1	vs. ORL	Apr. 29, 1997
1	vs. ATL	May 3, 1994

2nd HALF

HIGH

31	@ DET	May 29, 2005
----	-------	--------------

LOW

0	@ CHI	Apr. 30, 2006
---	-------	---------------

QUARTER

HIGH

22 (4)	@ DET	May 29, 2005
--------	-------	--------------

LOW

0	Numerous	
	(most recently: vs. IND, 4th Q, May 30, 2014)	

OVERTIME PERIOD

HIGH

6	vs. BOS	May 30, 2012
---	---------	--------------

6	vs. CHI	May 24, 2011
---	---------	--------------

LOW

0	@ BOS	Jun. 3, 2012
---	-------	--------------

FREE THROWS ATTEMPTED

GAME

HIGHS

54	@ DET	May 29, 2005
49*	vs. DAL	Jun. 18, 2006
47*	vs. BOS	May 30, 2012
47	vs. DET	May 29, 2006
43	vs. NJ	May 8, 2006
43	vs. CHI	Apr. 29, 1992

LOWS

5	@ CHI	Apr. 30, 2006
8	@ IND	May 28, 2014
10	@ SA	Jun. 11, 2013
10	vs. DET	May 23, 2005
10	vs. CHH	Apr. 23, 2001
10	vs. ORL	Apr. 24, 1997

1st HALF

HIGH

28	vs. NY	Apr. 28, 2012
----	--------	---------------

LOW

1	@ IND	Jun. 1, 2013
---	-------	--------------

1	@ NY	May 11, 1997
---	------	--------------

2nd HALF

HIGH

43	@ DET	May 29, 2005
----	-------	--------------

LOW

1	@ CHI	Apr. 30, 2006
---	-------	---------------

QUARTER

HIGH

29 (4)	@ DET	May 29, 2005
--------	-------	--------------

LOW

0	Numerous	
	(most recently: @ IND, 1st Q, May 28, 2014)	

OVERTIME PERIOD

HIGH

10	vs. BOS	May 30, 2012
----	---------	--------------

LOW

0	@ BOS	Jun. 3, 2012
---	-------	--------------

(* Overtime)

HEAT PLAYOFF RECORDS – TEAM

FREE THROW PERCENTAGE

GAME

HIGHS

1.000.....	@ CHI (15-15).....	May 15, 2011
1.000.....	vs. ATL (19-19).....	Apr. 25, 2009
.935.....	vs. BKN (29-31).....	May 14, 2014
.900.....	vs. NO (27-30).....	Apr. 21, 2004
.893*.....	@ BOS (25-28).....	May 9, 2011

LOWS

.300.....	@ DET (6-20).....	May 31, 2006
.368.....	@ DAL (7-19).....	Jun. 8, 2006
.457.....	vs. CHI (16-35).....	Apr. 27, 2007
.481.....	vs. CHI (13-27).....	Apr. 29, 2007
.500.....	@ BOS (10-20).....	Jun. 1, 2012
.500.....	vs. DET (5-10).....	May 23, 2005

1st HALF

HIGH

1.000.....	Numerous
	(most recently: vs. IND (5-5), May 30, 2014)

LOW

.200.....	@ ORL (1-5).....	Apr. 29, 1997
-----------	------------------	---------------

2nd HALF

HIGH

1.000.....	Numerous
	(most recently: @ SA (3-3), Jun. 5, 2014)

LOW

.000.....	@ CHI (0-1).....	Apr. 30, 2006
-----------	------------------	---------------

QUARTER

HIGH

1.000.....	Numerous
	(most recently: @ SA (7-7, 1st Q), Jun. 15, 2014)

LOW

.000.....	Numerous
	(most recently: vs. IND (0-1, 4th Q), May 30, 2014)

OVERTIME PERIOD

HIGH

1.000.....	vs. IND (3-3).....	May 22, 2013
1.000.....	vs. CHI (6-6).....	May 24, 2011
1.000.....	vs. DAL (2-2).....	Jun. 18, 2006
1.000.....	@ NY (2-2).....	May 12, 2000

LOW

.000.....	@ BOS (0-0).....	Jun. 3, 2012
-----------	------------------	--------------

3-PT. FIELD GOALS ATTEMPTED

GAME

HIGHS

32.....	vs. SA.....	Jun. 20, 2013
31.....	@ IND.....	May 28, 2014
31.....	vs. ORL.....	Apr. 24, 1997
30.....	vs. DAL.....	Jun. 2, 2011
30.....	vs. PHI.....	Apr. 27, 2011
30.....	@ CHI.....	May 28, 1997
30.....	@ ORL.....	Apr. 29, 1997

LOWS

6.....	vs. IND.....	May 13, 2012
6.....	@ IND.....	May 8, 2004
7.....	@ DET.....	Apr. 29, 2000
7.....	@ ATL.....	Apr. 30, 1994
8.....	@ CHI.....	May 15, 2011
8.....	vs. DET.....	Jun. 2, 2005
8.....	@ ATL.....	Apr. 28, 1994

1st HALF

HIGH

18.....	vs. ORL.....	Apr. 24, 1997
---------	--------------	---------------

LOW

2.....	@ CHI.....	May 15, 2011
2.....	@ DET.....	Apr. 29, 2000
2.....	@ ATL.....	Apr. 30, 1994
2.....	@ ATL.....	Apr. 28, 1994

3-PT. FIELD GOALS MADE

GAME

HIGHS

15.....	@ IND.....	May 28, 2014
15.....	@ ATL.....	Apr. 22, 2009
14.....	vs. OKC.....	Jun. 21, 2012
13.....	vs. ORL.....	Apr. 27, 1997
12.....	vs. SA.....	Jun. 20, 2013
12.....	vs. PHI.....	Apr. 27, 2011
12.....	vs. ATL.....	Apr. 25, 2009

LOWS

0.....	vs. IND.....	May 13, 2012
1.....	vs. IND.....	May 15, 2012
1.....	vs. IND.....	May 18, 2004
1.....	vs. IND.....	May 8, 2004
2.....	Numerous	
	(most recently: @ DAL, Jun. 7, 2011)	

1st HALF

HIGH

8.....	@ ATL.....	Apr. 22, 2009
8.....	@ CHI.....	May 4, 2006
8.....	@ CHI.....	Apr. 26, 1996

LOW

0.....	Numerous
	(most recently: @ SA, Jun. 13, 2013)

2nd HALF

HIGH

10.....	@ IND.....	May 28, 2014
---------	------------	--------------

LOW

0.....	Numerous
	(most recently: vs. IND, May 15, 2012)

QUARTER

HIGH

7 (4).....	@ IND.....	May 28, 2014
------------	------------	--------------

LOW

0.....	Numerous
	(most recently: @ SA, 2nd Q, Jun. 15, 2014)

OVERTIME PERIOD

HIGH

1.....	@ NY.....	May 12, 2000
--------	-----------	--------------

LOW

0.....	Numerous
	(most recently: vs. SA, Jun. 18, 2013)

2nd HALF

HIGH

20.....	@ IND.....	May 28, 2014
---------	------------	--------------

LOW

2.....	vs. IND.....	May 13, 2012
2.....	@ IND.....	May 8, 2004

QUARTER

HIGH

13 (4).....	@ IND.....	May 28, 2014
-------------	------------	--------------

LOW

0.....	Numerous
	(most recently: vs. IND, 4th Q, May 13, 2012)

OVERTIME PERIOD

HIGH

5.....	vs. IND.....	May 22, 2013
--------	--------------	--------------

LOW

0.....	vs. SA.....	Jun. 18, 2013
0.....	vs. CHI.....	May 24, 2011
0.....	@ BOS.....	May 9, 2011
0.....	vs. DAL.....	Jun. 18, 2006

(*Overtime)

HEAT PLAYOFF RECORDS – TEAM

TOTAL REBOUNDS

GAME

HIGHS

56	@ DAL	Jun. 20, 2006
53	@ ORL	Apr. 29, 1997
52	vs. PHI	Apr. 16, 2011
51	@ CHI	May 4, 2006
51 **	@ NJ	Apr. 28, 2005
51	vs. NO	Apr. 21, 2004
51	vs. ORL	Apr. 24, 1997

LOWS

26	vs. SA	Jun. 10, 2014
26	@ IND	May 24, 2012
27	vs. SA	Jun. 12, 2014
29	@ SA	Jun. 5, 2014
29	vs. IND	May 24, 2014
29	@ IND	May 18, 2014
29	@ ATL	Apr. 29, 2009
29	@ CHI	Apr. 26, 1992

1st HALF

HIGH

30	vs. DAL	Jun. 13, 2006
30	vs. ORL	Apr. 24, 1997

LOW

10	vs. SA	Jun. 10, 2014
10	@ IND	May 24, 2012

2nd HALF

HIGH

31	@ DAL	Jun. 20, 2006
10	@ IND	Jun. 1, 2013

QUARTER

HIGH

20 (2)	@ ATL	Apr. 28, 1994
--------	-------	---------------

LOW

2 (4)	@ SA	Jun. 5, 2014
-------	------	--------------

OVERTIME PERIOD

HIGH

9 (2nd)	@ NJ	Apr. 28, 2005
---------	------	---------------

LOW

2	@ NY	May 12, 2000
---	------	--------------

OFFENSIVE REBOUNDS

GAME

HIGHS

20	@ PHI	Apr. 21, 2011
19	@ ORL	Apr. 29, 1997
16		Numerous (most recently: vs. IND, May 22, 2013)

LOWS

4	@ IND	May 18, 2014
4	vs. BKN	May 6, 2014
4	vs. CHA	Apr. 23, 2014
4	@ CHI	Apr. 21, 2007
4	vs. DET	May 29, 2006
4	@ NY	May 19, 2000

1st HALF

HIGH

11	@ ATL	Apr. 28, 1994
----	-------	---------------

LOW

0	vs. ATL	Apr. 27, 2009
---	---------	---------------

2nd HALF

HIGH

14	@ PHI	Apr. 21, 2011
----	-------	---------------

LOW

0	@ SA	Jun. 8, 2014
0	@ CHI	May 15, 2011
0	@ NY	Apr. 30, 1998

QUARTER

HIGH

9 (1)	@ DAL	Jun. 7, 2011
9 (1)	@ NY	May 12, 1999

LOW

0		Numerous (most recently: @ SA, 2nd Q, Jun. 15, 2014)
---	--	---

OVERTIME PERIOD

HIGH

3	vs. IND	May 22, 2013
3 (2nd)	@ NJ	Apr. 28, 2005

LOW

0	vs. SA	Jun. 18, 2013
0	@ BOS	Jun. 3, 2012
0	vs. CHI	May 24, 2011
0	vs. DAL	Jun. 18, 2006

DEFENSIVE REBOUNDS

GAME

HIGHS

42	vs. IND	May 22, 2012
42	@ DAL	Jun. 20, 2006
42	vs. DAL	Jun. 15, 2006
42	vs. DET	Jun. 2, 2006
42 **	@ NJ	Apr. 28, 2005

LOWS

18	@ IND	May 28, 2013
19	@ CHI	Apr. 24, 1992
20	@ CHI	Apr. 26, 1992
21	vs. SA	Jun. 12, 2014
21	vs. SA	Jun. 10, 2014
21	@ IND	May 24, 2012
21	vs. CHI	Apr. 27, 2007

1st HALF

HIGH

24	vs. PHI	Apr. 18, 2011
24	vs. NY	May 9, 2000

LOW

7	@ CHI	Apr. 24, 1992
---	-------	---------------

2nd HALF

HIGH

25	vs. IND	May 22, 2012
----	---------	--------------

LOW

7	@ IND	Jun. 1, 2013
7	@ IND	May 28, 2013

QUARTER

HIGH

16 (1)	vs. ORL	Apr. 24, 1997
--------	---------	---------------

LOW

1 (3)	@ IND	Jun. 1, 2013
-------	-------	--------------

OVERTIME PERIOD

HIGH

6 (2nd)	@ NJ	Apr. 28, 2005
---------	------	---------------

LOW

1	@ NY	May 12, 2000
---	------	--------------

(**Double Overtime)

HEAT PLAYOFF RECORDS – TEAM

ASSISTS

GAME

HIGHS

31.....	@ MIL.....	Apr. 25, 2013
29.....	vs. CHI.....	May 8, 2013
28.....	vs. NY.....	Apr. 30, 2012
27.....	vs. ORL.....	Apr. 24, 1997
26.....	@ CHA.....	Apr. 26, 2014

LOWS

7.....	vs. IND.....	May 18, 2004
9.....	@ IND.....	May 17, 2012
10.....	@ IND.....	Jun. 1, 2013
10*	@ BOS.....	May 9, 2011
10.....	@ CHI.....	May 22, 1997

1st HALF

HIGH

17.....	@ CHA.....	Apr. 26, 2014
---------	------------	---------------

LOW

4.....	vs. SA.....	Jun. 12, 2014
4.....	@ BOS.....	May 9, 2011
4.....	vs. DET.....	May 27, 2006
4.....	@ DET.....	May 23, 2006
4.....	vs. IND.....	May 18, 2004

2nd HALF

HIGH

18.....	vs. CHI.....	May 8, 2013
18.....	@ MIL.....	Apr. 25, 2013

LOW

2.....	@ CHI.....	May 20, 1997
--------	------------	--------------

QUARTER

HIGH

12 (3).....	vs. CHI.....	May 8, 2013
-------------	--------------	-------------

LOW

0.....	Numerous	
(most recently: @ BKN, 3rd Q, May 12, 2014)		

OVERTIME PERIOD

HIGH

3.....	vs. SA.....	Jun. 18, 2013
--------	-------------	---------------

LOW

0 (1st).....	@ NJ.....	Apr. 28, 2005
--------------	-----------	---------------

BLOCKED SHOTS

GAME

HIGHS

12.....	vs. ATL.....	Apr. 25, 2009
11.....	vs. BOS.....	May 28, 2012
11.....	vs. DET.....	Apr. 22, 2000
11.....	vs. ORL.....	Apr. 24, 1997
10.....	vs. IND.....	May 22, 2012
10*	vs. CHI.....	May 24, 2011
10.....	@ DAL.....	Jun. 20, 2006
10.....	@ DET.....	Jun. 4, 2005

LOWS

0*	vs. DAL.....	Jun. 18, 2006
0.....	vs. NJ.....	May 10, 2006
0.....	@ CHI.....	Apr. 24, 1992
1.....	Numerous	
(most recently: vs. SA, Jun. 12, 2014)		

1st HALF

HIGH

8.....	vs. ORL.....	Apr. 24, 1997
--------	--------------	---------------

LOW

0.....	Numerous	
(most recently: vs. SA, Jun. 18, 2013)		

STEALS

GAME

HIGHS

15.....	vs. DAL.....	Jun. 2, 2011
14.....	@ SA.....	Jun. 5, 2014
13.....	@ SA.....	Jun. 13, 2013
13.....	@ NY.....	May 3, 2012
13.....	vs. NO.....	May 4, 2004
13.....	vs. NY.....	May 18, 1997

LOWS

1.....	@ DET.....	Jun. 4, 2005
2.....	@ ATL.....	Apr. 29, 2009
2.....	vs. CHI.....	Apr. 29, 2007
2.....	@ DET.....	May 31, 2005
3.....	Numerous	
(most recently: @ PHI, Apr. 21, 2011)		

1st HALF

HIGH

8.....	vs. CHA.....	Apr. 23, 2014
8.....	vs. IND.....	Jun. 3, 2013
8.....	vs. NY.....	May 18, 1997

LOW

0.....	Numerous	
(most recently: vs. BKN, May 6, 2014)		

2nd HALF

HIGH

10.....	vs. DAL.....	Jun. 2, 2011
---------	--------------	--------------

LOW

0.....	Numerous	
(most recently: @ SA, Jun. 8, 2014)		

QUARTER

HIGH

6.....	Numerous	
(most recently: @ SA, 3rd Q, Jun. 5, 2014)		

LOW

0.....	Numerous	
(most recently: vs. SA, 1st Q, Jun. 10, 2014)		

OVERTIME PERIOD

HIGH

2.....	vs. SA.....	Jun. 18, 2013
2.....	@ BOS.....	May 9, 2011

LOW

0.....	Numerous	
(most recently: @ BOS, Jun. 3, 2012)		

2nd HALF

HIGH

7.....	vs. BOS.....	May 28, 2012
7.....	vs. IND.....	May 22, 2012
7.....	@ PHI.....	Apr. 24, 2011
7.....	@ DAL.....	Jun. 20, 2006

LOW

0.....	Numerous	
(most recently: @ SA, Jun. 15, 2014)		

QUARTER

HIGH

6 (1).....	vs. ATL.....	Apr. 25, 2009
6 (1).....	@ CHI.....	May 20, 1997

LOW

0.....	Numerous	
(most recently: @ SA, 4th Q, Jun. 15, 2014)		

OVERTIME PERIOD

HIGH

3.....	vs. CHI.....	May 24, 2011
--------	--------------	--------------

LOW

0.....	Numerous	
(most recently: vs. IND, May 22, 2013)		

(*Overtime)

HEAT PLAYOFF RECORDS – TEAM

TURNOVERS

GAME

HIGHS

32.....	vs. CHI.....	May 24, 1997
28.....	@ CHI.....	Apr. 26, 1996
23.....	vs. CHH.....	Apr. 21, 2001
23.....	@ DET.....	Apr. 29, 2000
22.....	@ BOS.....	Apr. 17, 2010

LOWS

5.....	@ IND.....	May 26, 2013
6.....	vs. SA.....	Jun. 9, 2013
6.....	@ IND.....	May 28, 2013
6.....	@ NY.....	May 14, 1999
7.....	vs. IND.....	May 26, 2014
7.....	@ CHA.....	Apr. 26, 2014
7.....	@ ATL.....	Apr. 29, 2009

1st HALF

HIGH

14.....	vs. CHI.....	May 24, 1997
---------	--------------	--------------

LOW

1.....	@ IND.....	May 26, 2013
--------	------------	--------------

2nd HALF

HIGH

18.....	vs. CHI.....	May 24, 1997
---------	--------------	--------------

LOW

2.....	@ BKN.....	May 10, 2014
2.....	@ CHA.....	Apr. 26, 2014
2.....	@ ATL.....	Apr. 29, 2009
2.....	vs. IND.....	May 12, 2004
2.....	@ NY.....	May 14, 1999

QUARTER

HIGH

11 (3).....	vs. CHI.....	May 24, 1997
-------------	--------------	--------------

LOW

0.....	Numerous	
(most recently: vs. IND, 1st Q, May 26, 2014)		

OVERTIME PERIOD

HIGH

2 (2nd).....	@ NJ.....	Apr. 28, 2005
--------------	-----------	---------------

LOW

0.....	vs. BOS.....	May 30, 2012
--------	--------------	--------------

POINTS OFF TURNOVERS

GAME

HIGHS

38.....	vs. NY.....	Apr. 28, 2012
31.....	vs. DAL.....	Jun. 2, 2011
28.....	@ SA.....	Jun. 5, 2014
28.....	vs. CHI.....	May 8, 2013
28.....	vs. OKC.....	Jun. 21, 2012
28.....	@ BOS.....	May 9, 2011
28.....	vs. BOS.....	Apr. 25, 2010

LOWS

2.....	@ DET.....	Jun. 4, 2005
5.....	vs. NY.....	May 17, 2000
6.....	Numerous	
(most recently: vs. SA, Jun. 10, 2014)		

DUNKS

GAME

HIGHS

11.....	vs. WAS.....	May 10, 2005
10.....	vs. DET.....	May 25, 2005
9.....	vs. DAL.....	Jun. 2, 2011
8.....	Numerous	
(most recently: vs. CHI, May 8, 2013)		

PERSONAL FOULS

GAME

HIGHS

35.....	@ DET.....	Apr. 29, 2000
32.....	@ WAS.....	May 14, 2005
32.....	@ NY.....	May 9, 2000
32.....	@ CHI.....	Apr. 26, 1996
31.....	Numerous	
(most recently: @ CHI, Apr. 21, 2007)		

LOWS

11.....	vs. IND.....	May 30, 2013
12.....	vs. CHA.....	Apr. 20, 2014
12.....	vs. SA.....	Jun. 6, 2013
12.....	vs. PHI.....	Apr. 27, 2011
12.....	@ PHI.....	Apr. 21, 2011
12.....	vs. DET.....	May 23, 2005

1st HALF

HIGH

18.....	vs. NY.....	May 9, 2000
---------	-------------	-------------

LOW

18.....	@ NY.....	Apr. 28, 1998
---------	-----------	---------------

LOW

3.....	vs. BKN.....	May 8, 2014
3.....	vs. IND.....	May 30, 2013
3.....	vs. PHI.....	Apr. 27, 2011

2nd HALF

HIGH

21.....	@ CHI.....	Apr. 30, 2006
21.....	vs. IND.....	May 10, 2004
21.....	vs. NY.....	May 7, 1997

LOW

3.....	vs. SA.....	Jun. 6, 2013
--------	-------------	--------------

QUARTER

HIGH

14 (3).....	@ DET.....	Apr. 29, 2000
-------------	------------	---------------

LOW

0.....	Numerous	
(most recently: vs. BKN, 3rd Q, May 6, 2014)		

OVERTIME PERIOD

HIGH

4.....	Numerous	
(most recently: vs. IND, May 22, 2013)		

LOW

1.....	vs. SA.....	Jun. 18, 2013
1.....	@ BOS.....	May 9, 2011

BENCH SCORING

GAME

HIGHS

55.....	vs. CHI.....	May 8, 2013
45.....	@ DET.....	Apr. 29, 2000
43.....	@ MIL.....	Apr. 25, 2013
43.....	vs. MIL.....	Apr. 21, 2013
41.....	@ CHI.....	Apr. 28, 1996

LOWS

2.....	vs. ATL.....	Apr. 27, 2009
2.....	@ DAL.....	Jun. 8, 2006
3.....	@ NY.....	May 11, 1997
4.....	@ NO.....	May 2, 2004
5.....	@ NY.....	May 3, 2012

LOWS

0.....	Numerous	
(most recently: vs. OKC, Jun. 19, 2012)		

OPPONENT PLAYOFF RECORDS – INDIVIDUAL

MINUTES PLAYED

GAME

55**	Vince Carter @ NJ.....	Apr. 28, 2005
54**	Jason Kidd @ NJ.....	Apr. 28, 2005
53:00*	Rajon Rondo vs. BOS.....	May 30, 2012
50:17*	Jason Terry vs. DAL.....	Jun. 18, 2006
50:03*	Josh Howard vs. DAL.....	Jun. 18, 2006

POINTS

GAME

56	Michael Jordan vs. CHI.....	Apr. 29, 1992
46	Michael Jordan @ CHI.....	Apr. 14, 1992
44*	Rajon Rondo vs. BOS.....	May 30, 2012
43	Russell Westbrook vs. OKC..	Jun. 19, 2012
43	Vince Carter @ NJ.....	May 12, 2006

1st HALF

27	Anfernee Hardaway @ ORL....	May 1, 1997
27	Michael Jordan @ CHI.....	Apr. 24, 1992

2nd HALF

37	Michael Jordan @ CHI.....	Apr. 29, 1992
----	---------------------------	---------------

1st QUARTER

18	Allan Houston @ NY.....	Apr. 28, 1998
18	Anfernee Hardaway @ ORL....	May 1, 1997

2nd QUARTER

17	Anfernee Hardaway @ ORL....	Apr. 29, 1997
17	Michael Jordan vs. CHI.....	Apr. 29, 1992

3rd QUARTER

19	Michael Jordan vs. CHI.....	Apr. 29, 1992
----	-----------------------------	---------------

4th QUARTER

21	Paul George @ IND.....	May 28, 2014
----	------------------------	--------------

OVERTIME PERIOD

12	Rajon Rondo vs. BOS.....	May 30, 2012
----	--------------------------	--------------

FIELD GOALS MADE

GAME

21	Michael Jordan @ CHI.....	Apr. 24, 1992
20	Russell Westbrook vs. OKC..	Jun. 19, 2012
20	Michael Jordan vs. CHI.....	Apr. 29, 1992
17	Vince Carter @ NJ.....	May 12, 2006
17	Patrick Ewing vs. NY.....	May 18, 1997

1st HALF

12	Anfernee Hardaway @ ORL....	Apr. 29, 1997
12	Michael Jordan @ CHI.....	Apr. 24, 1992

2nd HALF

12	Paul George @ IND.....	May 28, 2014
12	Michael Jordan @ CHI.....	Apr. 29, 1992

QUARTER

8 (4)...	Paul George @ IND.....	May 28, 2014
8 (2)...	Anfernee Hardaway @ ORL....	Apr. 29, 1997

OVERTIME PERIOD

4	Rajon Rondo vs. BOS.....	May 30, 2012
---	--------------------------	--------------

FIELD GOALS ATTEMPTED

GAME

37**	Vince Carter @ NJ.....	Apr. 28, 2005
35	Michael Jordan vs. CHI.....	May 26, 1997
34	Vince Carter @ NJ.....	May 12, 2006
34	Michael Jordan @ CHI.....	Apr. 24, 1992
32	Russell Westbrook vs. OKC..	Jun. 19, 2012

1st HALF

21	Anfernee Hardaway @ ORL....	Apr. 29, 1997
----	-----------------------------	---------------

2nd HALF

24	Michael Jordan vs. CHI.....	May 26, 1997
----	-----------------------------	--------------

QUARTER

13 (4)...	Michael Jordan vs. CHI.....	May 26, 1997
-----------	-----------------------------	--------------

OVERTIME PERIOD

5	Rajon Rondo vs. BOS.....	May 30, 2012
---	--------------------------	--------------

FREE THROWS MADE

GAME

16	Michael Jordan vs. CHI.....	Apr. 29, 1992
15	Vince Carter vs. NJ.....	May 8, 2006
15	Michael Jordan @ CHI.....	May 22, 1997
14	Gilbert Arenas @ WAS.....	May 14, 2005
13	Anfernee Hardaway vs. ORL....	May 4, 1997
13	Anfernee Hardaway @ ORL....	May 1, 1997

1st HALF

9	Russell Westbrook vs. OKC..	Jun. 21, 2012
---	-----------------------------	---------------

2nd HALF

13	Michael Jordan vs. CHI.....	Apr. 29, 1992
----	-----------------------------	---------------

QUARTER

10 (4)...	Michael Jordan @ CHI.....	May 22, 1997
-----------	---------------------------	--------------

OVERTIME PERIOD

6	Paul George vs. IND.....	May 22, 2013
---	--------------------------	--------------

FREE THROWS ATTEMPTED

GAME

19	Vince Carter vs. NJ.....	May 8, 2006
19	Gilbert Arenas @ WAS.....	May 14, 2005
18	Michael Jordan vs. CHI.....	Apr. 29, 1992
17	Anfernee Hardaway vs. ORL....	May 4, 1997
16	Jermaine O'Neal vs. IND.....	May 10, 2004
16	Michael Jordan @ CHI.....	May 22, 1997
16	Anfernee Hardaway @ ORL....	May 1, 1997

1st HALF

10	Rajon Rondo vs. BOS.....	May 30, 2012
10	Gilbert Arenas @ WAS.....	May 14, 2005
10	Michael Jordan @ CHI.....	Apr. 28, 1996

2nd HALF

16	Jermaine O'Neal vs. IND.....	May 10, 2004
----	------------------------------	--------------

QUARTER

10 (4)...	Ben Gordon vs. CHI.....	Apr. 27, 2007
10 (4)...	Michael Jordan @ CHI.....	May 22, 1997

OVERTIME PERIOD

6	Paul George vs. IND.....	May 22, 2013
---	--------------------------	--------------

(* Overtime **Double Overtime)

OPPONENT PLAYOFF RECORDS – INDIVIDUAL

3-PT. FIELD GOALS MADE

GAME

7.....	Danny Green @ SA.....	Jun. 11, 2013
7.....	Ray Allen @ BOS.....	Apr. 20, 2010
6.....	Mirza Teletovic vs. BKN.....	May 8, 2014
6.....	Danny Green @ SA.....	Jun. 16, 2013
6.....	Gary Neal @ SA.....	Jun. 11, 2013
6.....	Joe Johnson @ ATL.....	May 3, 2009
6.....	Mookie Blaylock vs. ATL.....	May 5, 1994

1st HALF

5.....	Mirza Teletovic vs. BKN.....	May 8, 2014
5.....	Mookie Blaylock vs. ATL.....	May 5, 1994

2nd HALF

7.....	Danny Green @ SA.....	Jun. 11, 2013
--------	-----------------------	---------------

QUARTER

5 (3)...	Ray Allen vs. BOS.....	Apr. 20, 2010
----------	------------------------	---------------

OVERTIME PERIOD

2.....	Rajon Rondo vs. BOS.....	May 30, 2012
--------	--------------------------	--------------

3-PT. FIELD GOALS ATTEMPTED

GAME

14.....	Paul George @ IND.....	May 28, 2014
12.....	Baron Davis @ NO.....	Apr. 27, 2004
11*.....	Ray Allen @ BOS.....	Jun. 3, 2012
11.....	Ray Allen @ BOS.....	Apr. 20, 2010
11.....	Jason Terry @ DAL.....	Jun. 20, 2006
11.....	Allan Houston vs. NY.....	May 18, 1997

1st HALF

7.....	Mirza Teletovic vs. BKN.....	May 8, 2014
7.....	Ben Gordon vs. CHI.....	Apr. 29, 2007
7.....	Mookie Blaylock vs. ATL.....	May 5, 1994

2nd HALF

10.....	Paul George @ IND.....	May 28, 2014
---------	------------------------	--------------

QUARTER

6.....	Numerous
(most recently: Mirza Teletovic, 2nd Q, vs. BKN, May 8, 2014)		

OVERTIME PERIOD

2.....	Numerous
(most recently: Rajon Rondo vs. BOS, OT, May 30, 2012)		

TOTAL REBOUNDS

GAME

19.....	Dennis Rodman @ CHI.....	May 20, 1997
18.....	Roy Hibbert @ IND.....	May 17, 2012
18.....	Kevin Garnett @ BOS.....	May 7, 2011
18.....	Zaza Pachulia vs. ATL.....	Apr. 27, 2009
18.....	Patrick Ewing @ NY.....	May 19, 2000
18.....	Scottie Pippen vs. CHI.....	May 1, 1996

1st HALF

12.....	Patrick Ewing @ NY.....	May 19, 2000
---------	-------------------------	--------------

2nd HALF

12.....	Carlos Boozer vs. CHI.....	May 22, 2011
12.....	Dirk Nowitzki @ DAL.....	Jun. 20, 2006

QUARTER

8 (3)...	Dirk Nowitzki @ DAL.....	Jun. 20, 2006
8 (3)...	Ben Wallace @ DET.....	May 31, 2005
8 (2)...	Marcus Camby vs. NY.....	May 7, 2000
8 (3)...	Dennis Rodman @ CHI.....	May 28, 1997
8 (1)...	Patrick Ewing vs. NY.....	May 9, 1997
8 (4)...	Will Perdue @ CHI.....	Apr. 24, 1992

OVERTIME PERIOD

3.....	Kawhi Leonard vs. SA.....	Jun. 18, 2013
3.....	Kevin Garnett @ BOS.....	Jun. 3, 2012
3 (1st)...	Jason Kidd @ NJ.....	Apr. 28, 2005

OFFENSIVE REBOUNDS

GAME

9.....	Carlos Boozer vs. CHI.....	May 15, 2013
9.....	Tyson Chandler @ DAL.....	Jun. 7, 2011
8.....	Roy Hibbert @ IND.....	May 20, 2014
8.....	Kawhi Leonard vs. SA.....	Jun. 9, 2013
8.....	Joakim Noah @ CHI.....	May 15, 2011
8.....	Thaddeus Young vs. PHI.....	Apr. 16, 2011
8.....	Scottie Pippen vs. CHI.....	May 1, 1996
8.....	Duane Ferrell vs. ATL.....	May 3, 1994

1st HALF

6.....	Scottie Pippen vs. CHI.....	May 1, 1996
--------	-----------------------------	-------------

2nd HALF

6.....	Carlos Boozer vs. CHI.....	May 15, 2013
--------	----------------------------	--------------

QUARTER

5 (4)...	Kevin Garnett vs. BKN.....	May 8, 2014
5 (2)...	Thaddeus Young vs. PHI.....	Apr. 18, 2011

OVERTIME PERIOD

2.....	Mickael Pietrus @ BOS.....	Jun. 3, 2012
--------	----------------------------	--------------

DEFENSIVE REBOUNDS

GAME

15.....	Dirk Nowitzki @ DAL.....	Jun. 11, 2006
14.....	Kevin Garnett @ BOS.....	May 7, 2011
14.....	Andres Nocioni vs. CHI.....	Apr. 22, 2006
13.....	Roy Hibbert @ IND.....	May 17, 2012
13.....	Ben Wallace @ DET.....	May 31, 2005
13.....	Patrick Ewing @ NY.....	May 19, 2000
13.....	Patrick Ewing vs. NY.....	May 8, 1999
13.....	Charles Oakley vs. NY.....	May 3, 1998

1st HALF

9.....	Dirk Nowitzki @ DAL.....	Jun. 11, 2006
9.....	Kurt Thomas vs. NY.....	May 8, 1999

2nd HALF

10.....	Dirk Nowitzki @ DAL.....	Jun. 7, 2011
10.....	Dirk Nowitzki @ DAL.....	Jun. 20, 2006

QUARTER

7 (3)...	Dirk Nowitzki @ DAL.....	Jun. 20, 2006
7 (1)...	Kurt Thomas vs. NY.....	May 8, 1999
7 (1)...	Patrick Ewing vs. NY.....	May 9, 1997

OVERTIME PERIOD

3.....	Kawhi Leonard vs. SA.....	Jun. 18, 2013
3.....	Kevin Garnett @ BOS.....	Jun. 3, 2012

(* Overtime)

OPPONENT PLAYOFF RECORDS – INDIVIDUAL

ASSISTS

GAME

18.....	Mookie Blaylock @ ATL.....	May 8, 1994
15*.....	Rajon Rondo @ BOS.....	Jun. 3, 2012
14.....	Rajon Rondo vs. BOS.....	Jun. 9, 2012
14.....	Gilbert Arenas @ WAS.....	May 12, 2005
14.....	Charlie Ward vs. NY.....	May 3, 1998

1st HALF

11.....	Mookie Blaylock @ ATL.....	May 8, 1994
---------	----------------------------	-------------

2nd HALF

9.....	Rajon Rondo vs. BOS.....	Jun. 5, 2012
9.....	Rajon Rondo @ BOS.....	Apr. 20, 2010

QUARTER

7 (3).....	Rajon Rondo @ BOS.....	Apr. 20, 2010
------------	------------------------	---------------

OVERTIME PERIOD

1.....	Numerous	(most recently: Boris Diaw & Tony Parker vs. SA, Jun. 18, 2013)
--------	----------	---

STEALS

GAME

6.....	Paul George @ IND.....	May 28, 2014
6.....	Gilbert Arenas vs. WAS.....	May 8, 2005
5.....	Danny Green vs. SA.....	Jun. 10, 2014
5.....	George Hill vs. IND.....	May 22, 2013
5.....	Brandon Jennings @ MIL.....	Apr. 25, 2013
5.....	Joe Johnson @ ATL.....	May 3, 2009
5.....	Jason Kidd vs. NJ.....	Apr. 26, 2005
5.....	Latrell Sprewell vs. NY.....	May 17, 2000
5.....	Charlie Ward vs. NY.....	May 3, 1998
5.....	Chris Childs vs. NY.....	May 9, 1997
5.....	Scottie Pippen @ CHI.....	Apr. 26, 1996

1st HALF

6.....	Gilbert Arenas vs. WAS.....	May 8, 2005
--------	-----------------------------	-------------

2nd HALF

4.....	Paul George @ IND.....	May 28, 2014
4.....	Charles Oakley @ NY.....	May 11, 1997

QUARTER

4 (2).....	Rajon Rondo @ BOS.....	Apr. 27, 2010
4 (2).....	Joe Johnson @ ATL.....	May 3, 2009

OVERTIME PERIOD

2.....	George Hill vs. IND.....	May 22, 2013
--------	--------------------------	--------------

BLOCKED SHOTS

GAME

6*.....	Marcus Camby @ NY.....	May 12, 2000
6.....	Luc Longley @ CHI.....	May 28, 1997
5.....	Serge Ibaka @ OKC.....	Jun. 14, 2012
5*.....	Kevin Garnett @ BOS.....	Jun. 3, 2012
5.....	Roy Hibbert @ IND.....	May 17, 2012
5.....	Ben Wallace @ DET.....	Jun. 4, 2005
5.....	Brendan Haywood @ WAS.....	May 14, 2005
5.....	Patrick Ewing vs. NY.....	May 7, 1997

1st HALF

4.....	Serge Ibaka @ OKC.....	Jun. 14, 2012
4.....	Jon Koncak @ ATL.....	Apr. 28, 1994

2nd HALF

4.....	Jermaine O'Neal vs. IND.....	May 10, 2004
4.....	Marcus Camby @ NY.....	May 12, 2000

QUARTER

3.....	Numerous	(most recently: Tim Duncan, 4th Q, @ SA, Jun. 16, 2013)
--------	----------	---

OVERTIME PERIOD

1.....	Kevin Garnett @ BOS.....	Jun. 3, 2012
1.....	Ronnie Brewer vs. CHI.....	May 24, 2011

TURNOVERS

GAME

8*.....	Manu Ginobili vs. SA.....	Jun. 18, 2013
8.....	Chauncey Billups vs. DET.....	May 25, 2005
7.....	Kevin Durant vs. OKC.....	Jun. 21, 2012
7.....	Rajon Rondo @ BOS.....	Jun. 7, 2012
7.....	Tyson Chandler vs. NY.....	Apr. 28, 2012
7*.....	Derrick Rose vs. CHI.....	May 24, 2011
7*.....	Vince Carter @ NJ.....	Apr. 28, 2005
7.....	Larry Johnson @ NY.....	Apr. 28, 1998
7.....	John Starks @ NY.....	May 16, 1997

1st HALF

8.....	Chauncey Billups vs. DET.....	May 25, 2005
--------	-------------------------------	--------------

2nd HALF

6.....	Numerous	(most recently: Rajon Rondo vs. BOS, May 1, 2012)
--------	----------	---

QUARTER

5 (2).....	Tyson Chandler vs. NY.....	Apr. 28, 2012
5 (4).....	Rajon Rondo vs. BOS.....	May 1, 2011

OVERTIME PERIOD

2.....	Manu Ginobili vs. SA.....	Jun. 18, 2013
2.....	Delonte West @ BOS.....	May 9, 2011

PERSONAL FOULS

GAME

6.....	Numerous	(most recently: Kawhi Leonard @ SA, Jun. 15, 2014)
--------	----------	--

1st HALF

4.....	Greg Stiemsma vs. BOS.....	May 30, 2012
4.....	Tyson Chandler vs. NY.....	Apr. 28, 2012
4.....	Jon Koncak @ ATL.....	May 8, 1994

2nd HALF

6.....	Roy Hibbert @ IND.....	Jun. 1, 2013
6.....	Joakim Noah @ CHI.....	May 10, 2013
6.....	Ron Artest vs. IND.....	May 10, 2004

QUARTER

5 (4).....	Elton Brand vs. PHI.....	Apr. 27, 2011
5 (4).....	Chris Dudley @ NY.....	Apr. 30, 1998

OVERTIME PERIOD

3.....	Devin Harris vs. DAL.....	Jun. 18, 2006
--------	---------------------------	---------------

DUNKS

GAME

6*.....	Richard Jefferson @ NJ.....	Apr. 28, 2005
6.....	Michael Jordan @ CHI.....	Apr. 24, 1992
5.....	Numerous	(most recently: Amar'e Stoudemire vs. NY, Apr. 30, 2012)

1st HALF

4.....	Michael Jordan @ CHI.....	Apr. 24, 1992
--------	---------------------------	---------------

2nd HALF

4.....	Kevin Garnett vs. BOS.....	Jun. 5, 2012
4.....	Richard Jefferson @ NJ.....	Apr. 28, 2005

QUARTER

3.....	Numerous	(most recently: Kevin Garnett, 3rd Q, vs. BOS, Jun. 5, 2012)
--------	----------	--

OVERTIME PERIOD

None

BENCH SCORING

GAME

27.....	Jason Terry vs. DAL.....	Jun. 12, 2011
25.....	Steve Smith vs. NO.....	May 4, 2004
25.....	John Starks vs. NY.....	Apr. 26, 1998
24.....	Gary Neal @ SA.....	Jun. 11, 2013
23.....	Flip Murray @ ATL.....	Apr. 29, 2009
23*.....	Richard Jefferson @ NJ.....	Apr. 28, 2005
23.....	Duane Ferrell @ ATL.....	Apr. 30, 1994

(* Overtime ** Double Overtime)

OPPONENT PLAYOFF RECORDS – TEAM

POINTS

GAME

HIGHS

120.....	@ CHI	Apr. 26, 1992
119.....	vs. CHI	Apr. 29, 1992
114.....	@ SA	Jun. 16, 2013
113.....	@ SA	Jun. 11, 2013
113.....	@ CHI	Apr. 24, 1992

LOWS

63.....	vs. NO	Apr. 21, 2004
64.....	vs. ORL	Apr. 24, 1997
65.....	@ CHI	May 13, 2013
67.....	vs. NY	Apr. 28, 2012
70.....	@ NY	May 3, 2012

1st HALF

HIGH

71.....	vs. SA	Jun. 10, 2014
---------	--------------	---------------

LOW

29.....	vs. ATL	Apr. 25, 2009
---------	---------------	---------------

2nd HALF

HIGH

68.....	vs. CHI	Apr. 29, 1992
---------	---------------	---------------

LOW

28.....	@ BOS	Jun. 3, 2012
28.....	@ NY	May 14, 1999

1st QUARTER

HIGH

41.....	vs. SA	Jun. 10, 2014
---------	--------------	---------------

LOW

10.....	vs. ORL	Apr. 24, 1997
---------	---------------	---------------

2nd QUARTER

HIGH

39.....	@ ATL	Apr. 29, 2009
---------	-------------	---------------

LOW

11.....	@ IND	May 28, 2014
---------	-------------	--------------

3rd QUARTER

HIGH

39.....	@ CHI	Apr. 27, 2006
---------	-------------	---------------

LOW

9.....	@ CHI	May 13, 2013
--------	-------------	--------------

4th QUARTER

HIGH

40.....	vs. CHI	Apr. 29, 1992
---------	---------------	---------------

LOW

7.....	vs. DAL	Jun. 15, 2006
--------	---------------	---------------

OVERTIME PERIOD

HIGH

12.....	vs. BOS	May 20, 2012
---------	---------------	--------------

LOW

4.....	@ BOS	Jun. 3, 2012
4.....	@ BOS	May 9, 2011

FIELD GOALS MADE

GAME

HIGHS

47.....	@ CHI	Apr. 24, 1992
45.....	@ CHI	Apr. 26, 1992
44.....	vs. CHI	Apr. 29, 1992
43.....	@ SA	Jun. 11, 2013
43.....	@ CHI	Apr. 24, 2007

GAME

LOWS

19.....	@ CHI	May 13, 2013
20.....	vs. NO	Apr. 21, 2004
22.....	@ NY	May 3, 2012
22.....	vs. IND	May 18, 2004
23.....	@ DET	Apr. 29, 2000
23.....	@ CHI	May 22, 1997

1st HALF

HIGH

25.....	vs. SA	Jun. 10, 2014
25.....	@ CHI	Apr. 24, 1992

LOW

11.....	(most recently: @ CHI, May 13, 2013)	
---------	--------------------------------------	--

2nd HALF

HIGH

24.....	@ SA	Jun. 11, 2013
24.....	vs. NY	May 18, 1997

LOW

8.....	@ CHI	May 13, 2013
8.....	@ NY	May 3, 2012
8.....	@ NY	May 14, 1999

QUARTER

HIGH

15 (1).....	vs. NJ	May 8, 2006
15 (1).....	@ ATL	Apr. 28, 1994
15 (2).....	@ CHI	Apr. 24, 1992

LOW

2 (3).....	@ CHI	May 13, 2013
2 (4).....	vs. DAL	Jun. 15, 2006
2 (3).....	vs. NO	Apr. 21, 2004
2 (4).....	@ NY	May 14, 1999

OVERTIME PERIOD

HIGH

4.....	vs. BOS	May 30, 2012
--------	---------------	--------------

LOW

1.....	@ BOS	Jun. 3, 2012
1.....	@ BOS	May 9, 2011

OPPONENT PLAYOFF RECORDS – TEAM

FIELD GOALS ATTEMPTED

GAME

HIGHS

107**	@ NJ	Apr. 28, 2005
92	@ DAL	Jun. 20, 2006
91	vs. ATL	May 3, 1994
90	vs. WAS	May 10, 2005
89	vs. IND	May 22, 2012
89	@ CHI	May 20, 1997

LOWS

64	vs. SA	Jun. 10, 2014
64	vs. DET	May 27, 2006
64	@ NY	May 12, 2000
64	@ NY	Apr. 28, 1998
64	@ CHI	May 22, 1997

1st HALF

HIGH

51	@ DAL	Jun. 20, 2006
----	-------	---------------

LOW

26	vs. CHI	May 24, 1997
----	---------	--------------

FIELD GOAL PERCENTAGE

GAME

HIGHS

.600	@ SA (42-70)	Jun. 16, 2013
.589	vs. SA (38-64)	Jun. 10, 2014
.588	@ SA (40-68)	Jun. 5, 2014
.571	vs. SA (40-70)	Jun. 12, 2014
.565	@ DAL (39-69)	Jun. 9, 2011

LOWS

.244	vs. NO (20-82)	Apr. 21, 2004
.257	@ CHI (19-74)	May 13, 2013
.305	vs. ORL (26-85)	Apr. 24, 1997
.315	@ DET (23-73)	Apr. 29, 2000
.316	vs. DAL (25-79)	Jun. 15, 2006

1st HALF

HIGH

.758	vs. SA (25-33)	Jun. 10, 2014
------	----------------	---------------

LOW

.256	vs. PHI (11-43)	Apr. 18, 2011
------	-----------------	---------------

2nd HALF

HIGH

.688	@ SA (22-32)	Jun. 5, 2014
------	--------------	--------------

LOW

.214	vs. NO (9-42)	Apr. 21, 2004
------	---------------	---------------

QUARTER

HIGH

.875 (4)	@ SA (14-16)	Jun. 5, 2014
----------	--------------	--------------

LOW

.105 (3)	vs. NO (2-19)	Apr. 21, 2004
----------	---------------	---------------

OVERTIME PERIOD

HIGH

.750	@ NY (3-4)	May 12, 2000
------	------------	--------------

LOW

.167	@ BOS (1-6)	Jun. 3, 2012
.167	@ BOS (1-6)	May 9, 2011

2nd HALF

HIGH

52	vs. ATL	May 3, 1994
----	---------	-------------

LOW

26	@ NY	May 14, 1999
----	------	--------------

QUARTER

HIGH

30 (1)	@ NJ	Apr. 28, 2005
--------	------	---------------

LOW

11 (4)	@ CHI	May 22, 1997
--------	-------	--------------

OVERTIME PERIOD

HIGH

10 (2nd)	@ NJ	Apr. 28, 2005
----------	------	---------------

10 (1st)	@ NJ	Apr. 28, 2005
----------	------	---------------

LOW

4	@ NY	May 12, 2000
---	------	--------------

FREE THROWS MADE

GAME

HIGHS

33	@ ATL	Apr. 29, 2009
32	@ CHI	Apr. 27, 2006
31	@ NJ	May 1, 2005
31	vs. NY	May 9, 2000
31	vs. ATL	May 5, 1994

LOWS

8	vs. BKN	May 8, 2014
8	vs. CHA	Apr. 20, 2014
8	vs. NY	May 17, 2000
9	vs. ORL	Apr. 24, 1997
10		Numerous

(most recently: @ IND, May 20, 2014)

1st HALF

HIGH

20	@ ATL	Apr. 29, 2009
----	-------	---------------

LOW

0	vs. BKN	May 8, 2014
0	vs. NO	May 4, 2004

2nd HALF

HIGH

24	@ IND	May 18, 2014
----	-------	--------------

LOW

0	@ ATL	Apr. 19, 2009
---	-------	---------------

QUARTER

HIGH

17 (4)	vs. CHI	Apr. 27, 2007
--------	---------	---------------

17 (4)	vs. ATL	May 5, 1994
--------	---------	-------------

LOW

0		Numerous
---	--	----------

(most recently: @ IND, 2nd Q, May 28, 2014)

OVERTIME PERIOD

HIGH

6	vs. IND	May 22, 2013
---	---------	--------------

LOW

1	vs. SA	Jun. 18, 2013
---	--------	---------------

1 (2nd)	@ NJ	Apr. 28, 2005
---------	------	---------------

1	@ NY	May 12, 2000
---	------	--------------

(* **Double Overtime)

OPPONENT PLAYOFF RECORDS – TEAM

FREE THROWS ATTEMPTED

GAME

HIGHS

46.....	@ CHI	Apr. 27, 2006
44.....	@ IND	May 26, 2013
43.....	@ DET	May 29, 2005
42.....	vs. NY	May 9, 2000
41.....	@ ATL	Apr. 29, 2009

LOWS

11.....	vs. NY	Apr. 28, 2012
12.....	vs. CHA	Apr. 20, 2014
12.....	@ CHI	Apr. 24, 2007
12.....	vs. DET	May 23, 2005
12.....	vs. NY	May 17, 2000

1st HALF

HIGH

25.....	@ NY	Apr. 28, 1998
---------	------------	---------------

LOW

0.....	vs. BKN	May 8, 2014
--------	---------------	-------------

2nd HALF

HIGH

32.....	vs. IND	May 10, 2004
---------	---------------	--------------

LOW

3.....	vs. BKN	May 14, 2014
--------	---------------	--------------

QUARTER

HIGH

22 (4).....	vs. CHI	Apr. 27, 2007
-------------	---------------	---------------

LOW

0.....		Numerous
	(most recently: vs. IND, 1st Q, May 26, 2014)	

OVERTIME PERIOD

HIGH

8.....	vs. IND	May 22, 2013
--------	---------------	--------------

LOW

2.....	vs. SA	Jun. 18, 2013
2.....	vs. BOS	May 30, 2012
2.....	@ BOS	May 9, 2011
2 (2nd).....	@ NJ	Apr. 28, 2005
2.....	@ NY	May 12, 2000



FREE THROW PERCENTAGE

GAME

HIGHS

.957.....	@ ORL (22-23)	Apr. 29, 1997
.938.....	vs. OKC (15-16)	Jun. 19, 2012
.938.....	vs. NY (30-32)	May 7, 1997
.909.....	vs. SA (20-22)	Jun. 20, 2013
.909.....	vs. NY (10-11)	Apr. 28, 2012

LOWS

.524.....	vs. BOS (11-21)	May 28, 2012
.529.....	vs. ORL (9-17)	Apr. 24, 1997
.545.....	vs. DET (12-22)	May 29, 2006
.568.....	@ CHI (21-37)	Apr. 28, 1996
.571.....	vs. BKN (8-14)	May 8, 2014

1st HALF

HIGH

1.000.....		Numerous
	(most recently: vs. IND (2-2), May 26, 2014)	

LOW

.000.....	vs. BKN (0-0)	May 8, 2014
.000.....	vs. NO (0-0)	May 4, 2004

2nd HALF

HIGH

1.000.....	vs. SA (6-6)	Jun. 6, 2013
1.000.....	vs. OKC (10-10)	Jun. 19, 2012
1.000.....	@ CHI (5-5)	Apr. 24, 2007
1.000.....	@ NO (10-10)	Apr. 27, 2004
1.000.....	@ NO (8-8)	Apr. 24, 2004

LOW

.000.....	@ ATL (0-4)	Apr. 19, 2009
-----------	-------------------	---------------

QUARTER

HIGH

1.000.....		Numerous
	(most recently: vs. SA (4-4, 2nd Q), Jun. 12, 2014)	

LOW

.000.....		Numerous
	(most recently: @ IND (0-2, 2nd Q), May 28, 2014)	

OVERTIME PERIOD

HIGH

1.000.....	vs. BOS (2-2)	May 30, 2012
1.000.....	@ BOS (2-2)	May 9, 2011

LOW

.500.....	vs. SA (1-2)	Jun. 18, 2013
.500.....	@ BOS (2-4)	Jun. 3, 2012
.500.....	vs. DAL (3-6)	Jun. 18, 2006
.500 (2nd).....	@ NJ (1-2)	Apr. 28, 2005
.500.....	@ NY (1-2)	May 12, 2000

Mario Chalmers ranks second on the HEAT's all-time postseason list in both three-point field goals made and attempted and third in games played, assists and steals.

OPPONENT PLAYOFF RECORDS – TEAM

3-PT. FIELD GOALS MADE

GAME

HIGHS

16.....	@ SA.....	Jun. 11, 2013
15.....	@ BKN.....	May 10, 2014
13.....	@ SA.....	Jun. 5, 2014
13.....	@ DAL.....	Jun. 9, 2011
13.....	vs. CHI.....	Apr. 22, 2006

LOWS

0.....	@ DET.....	Apr. 29, 2000
0.....	@ CHI.....	Apr. 24, 1992
1.....		Numerous

(most recently: @ BOS, Jun. 7, 2012)

1st HALF

HIGH

7.....		Numerous
--------	--	----------

(most recently: vs. SA, Jun. 10, 2014)

LOW

0.....		Numerous
--------	--	----------

(most recently: vs. IND, May 22, 2013)

2nd HALF

HIGH

9.....	@ SA.....	Jun. 8, 2014
9.....	@ BKN.....	May 10, 2014
9.....	@ SA.....	Jun. 11, 2013
9.....	vs. OKC.....	Jun. 21, 2012
9.....	vs. CHI.....	Apr. 22, 2006

LOW

0.....		Numerous
--------	--	----------

(most recently: @ BOS, Jun. 7, 2012)

QUARTER

HIGH

7 (4).....	vs. OKC.....	Jun. 21, 2012
------------	--------------	---------------

LOW

0.....		Numerous
--------	--	----------

(most recently: @ SA, 3rd Q, Jun. 5, 2014)

OVERTIME PERIOD

HIGH

1.....	vs. CHI.....	May 24, 2011
1 (2nd).....	@ NJ.....	Apr. 28, 2005
1.....	@ NY.....	May 12, 2000

LOW

0.....		Numerous
--------	--	----------

(most recently: vs. SA, Jun. 18, 2013)

3-PT. FIELD GOALS ATTEMPTED

GAME

HIGHS

32.....	@ SA.....	Jun. 11, 2013
30.....	@ CHI.....	May 4, 2006
28.....	vs. OKC.....	Jun. 21, 2012
27*.....	@ BOS.....	Jun. 3, 2012
27.....	vs. CHI.....	May 26, 1997

LOWS

1.....	@ CHI.....	Apr. 26, 1992
3.....	@ CHI.....	Apr. 24, 1992
5.....	vs. NY.....	Apr. 24, 1998
5.....	vs. CHI.....	Apr. 29, 1992
6.....	@ BOS.....	Apr. 17, 2010
6.....	@ NY.....	May 11, 1997

1st HALF

HIGH

16.....	@ MIL.....	Apr. 25, 2013
16.....	@ BOS.....	Jun. 3, 2012
16.....	@ CHI.....	May 4, 2006

LOW

0.....	@ CHI.....	Apr. 26, 1992
0.....	@ CHI.....	Apr. 24, 1992

2nd HALF

HIGH

22.....	vs. OKC.....	Jun. 21, 2012
---------	--------------	---------------

LOW

1.....	@ CHI.....	Apr. 26, 1992
--------	------------	---------------

QUARTER

HIGH

16 (4).....	vs. NO.....	Apr. 30, 2004
-------------	-------------	---------------

LOW

0.....		Numerous
--------	--	----------

(most recently: @ IND, 1st Q, Jun. 1, 2013)

OVERTIME PERIOD

HIGH

4.....	vs. BOS.....	May 30, 2012
4.....	@ BOS.....	May 9, 2011
4 (2nd).....	@ NJ.....	Apr. 28, 2005
4 (1st).....	@ NJ.....	Apr. 28, 2005

LOW

1.....	vs. IND.....	May 22, 2013
1.....	@ NY.....	May 12, 2000

TOTAL REBOUNDS

GAME

HIGHS

57**.....	@ NJ.....	Apr. 28, 2005
54.....	@ CHI.....	May 20, 1997
53.....	vs. IND.....	Jun. 1, 2013
53.....	vs. IND.....	May 18, 2004
53.....	@ CHI.....	May 28, 1997
53.....	vs. NY.....	May 7, 1997

LOWS

26.....	@ DAL.....	Jun. 9, 2011
27.....	vs. DET.....	May 27, 2006
28.....	vs. IND.....	May 30, 2014
28.....	vs. CHI.....	May 8, 2013
28*.....	@ BOS.....	May 9, 2011

1st HALF

HIGH

30.....	@ NJ.....	May 14, 2006
---------	-----------	--------------

LOW

11.....	@ BOS.....	May 9, 2011
11.....	@ DET.....	May 23, 2006

2nd HALF

HIGH

31.....	vs. IND.....	May 18, 2004
---------	--------------	--------------

LOW

9.....	vs. MIL.....	Apr. 21, 2013
--------	--------------	---------------

QUARTER

HIGH

19 (4).....	@ ATL.....	Apr. 19, 2009
19 (2).....	@ NJ.....	May 14, 2006

LOW

3 (2).....	vs. IND.....	Jun. 3, 2013
3 (2).....	@ BOS.....	May 9, 2011
3 (3).....	@ WAS.....	May 14, 2005

OVERTIME PERIOD

HIGH

7.....	vs. SA.....	Jun. 18, 2013
--------	-------------	---------------

LOW

2.....	vs. IND.....	May 22, 2013
2.....	vs. BOS.....	May 30, 2012

(* Overtime ** Double Overtime)

OPPONENT PLAYOFF RECORDS – TEAM

OFFENSIVE REBOUNDS

GAME

HIGHS

22.....	@ CHI.....	May 28, 1997
20.....	vs. NO.....	Apr. 30, 2004
20.....	vs. CHI.....	May 26, 1997
20.....	@ CHI.....	May 20, 1997
19.....	Numerous	
	(most recently: @ SA, Jun. 11, 2013)	

LOWS

3*.....	@ BOS.....	May 9, 2011
3.....	vs. NJ.....	May 16, 2006
3.....	vs. DET.....	Apr. 25, 2000
4.....	Numerous	
	(most recently: vs. IND, May 30, 2014)	

1st HALF

HIGH

14.....	@ NJ.....	May 14, 2006
---------	-----------	--------------

LOW

0.....	Numerous	
	(most recently: @ SA, Jun. 13, 2013)	

2nd HALF

HIGH

15.....	vs. NO.....	Apr. 30, 2004
---------	-------------	---------------

LOW

0.....	Numerous	
	(most recently: vs. MIL, Apr. 21, 2013)	

QUARTER

HIGH

10 (2).....	@ NJ.....	May 14, 2006
10 (4).....	vs. NO.....	Apr. 30, 2004

LOW

0.....	Numerous	
	(most recently: @ SA, 3rd Q, Jun. 15, 2014)	

OVERTIME PERIOD

HIGH

2.....	@ SA.....	Jun. 18, 2013
2.....	@ BOS.....	Jun. 3, 2012
2 (1st).....	@ NJ.....	Apr. 28, 2005

LOW

0.....	Numerous	
	(most recently: vs. IND, May 22, 2013)	

DEFENSIVE REBOUNDS

GAME

HIGHS

42.....	vs. IND.....	May 18, 2004
40.....	@ PHI.....	Apr. 24, 2011
40.....	@ BOS.....	Apr. 20, 2010
40.....	vs. CHI.....	May 2, 2006
39**.....	@ NJ.....	Apr. 28, 2005
39.....	vs. NY.....	May 7, 1997

LOWS

16.....	vs. CHI.....	May 8, 2013
19.....	vs. DET.....	May 27, 2006
19.....	@ WAS.....	May 12, 2005
20.....	@ ATL.....	Apr. 22, 2009
21.....	vs. MIL.....	Apr. 21, 2013
21.....	vs. NJ.....	May 10, 2006

1st HALF

HIGH

24.....	@ BOS.....	Apr. 20, 2010
24.....	vs. NY.....	May 8, 1999

LOW

8.....	vs. DET.....	May 27, 2006
--------	--------------	--------------

2nd HALF

HIGH

23.....	vs. IND.....	May 18, 2004
---------	--------------	--------------

LOW

6.....	vs. CHI.....	May 8, 2013
--------	--------------	-------------

QUARTER

HIGH

15 (1).....	vs. NY.....	May 8, 1999
-------------	-------------	-------------

LOW

1 (4).....	vs. CHI.....	May 8, 2013
1 (3).....	@ WAS.....	May 14, 2005

OVERTIME PERIOD

HIGH

5.....	vs. SA.....	Jun. 18, 2013
--------	-------------	---------------

LOW

2.....	Numerous	
	(most recently: vs. IND, May 22, 2013)	

ASSISTS

GAME

HIGHS

33.....	@ CHI.....	Apr. 24, 1992
31.....	@ CHI.....	Apr. 28, 1996
30.....	@ SA.....	Jun. 5, 2014
30.....	@ ATL.....	May 8, 1994
30.....	@ CHI.....	Apr. 26, 1992

LOWS

8.....	@ NY.....	May 3, 2012
8.....	vs. ATL.....	May 1, 2009
9.....	vs. WAS.....	May 8, 2005
9.....	@ NY.....	May 14, 1999
10.....	Numerous	
	(most recently: vs. IND, May 15, 2012)	

1st HALF

HIGH

18.....	@ CHI.....	Apr. 28, 1996
18.....	@ CHI.....	Apr. 24, 1992

LOW

2.....	@ ORL.....	Apr. 29, 1997
--------	------------	---------------

2nd HALF

HIGH

19.....	vs. NY.....	May 18, 1997
---------	-------------	--------------

LOW

2.....	@ NY.....	May 3, 2012
--------	-----------	-------------

QUARTER

HIGH

12 (4).....	@ SA.....	Jun. 5, 2014
12 (3).....	@ BOS.....	Apr. 20, 2010
12 (2).....	vs. ATL.....	May 5, 1994
12 (1).....	@ ATL.....	Apr. 28, 1994
12 (2).....	@ CHI.....	Apr. 24, 1992

LOW

0.....	Numerous	
	(most recently: vs. OKC, 4th Q, Jun. 19, 2012)	

OVERTIME PERIOD

HIGH

2.....	Numerous	
	(most recently: vs. SA, Jun. 18, 2013)	

LOW

0.....	Numerous	
	(most recently: @ BOS, Jun. 3, 2012)	

(* Overtime **Double Overtime)

OPPONENT PLAYOFF RECORDS – TEAM

STEALS GAME HIGHS

19.....	vs. CHI.....	May 24, 1997
17.....	vs. CHH.....	Apr. 21, 2001
15.....	vs. NY.....	May 9, 1997
15.....	@ CHI.....	Apr. 26, 1992
14.....	@ MIL.....	Apr. 25, 2013
14.....	@ CHI.....	Apr. 26, 1996

LOWS

1.....	vs. IND.....	May 26, 2014
1.....	@ IND.....	May 26, 2013
1.....	@ NJ.....	May 14, 2006
2.....	vs. NO.....	May 4, 2004
3.....	Numerous	

(most recently: @ CHA, Apr. 26, 2014)

1st HALF HIGH

10.....	vs. BOS.....	Jun. 5, 2012
10.....	vs. WAS.....	May 8, 2005
10.....	@ CHI.....	Apr. 26, 1992

LOW

0.....	@ IND.....	May 26, 2013
0.....	vs. NO.....	May 4, 2004
0.....	vs. ORL.....	Apr. 27, 1997

2nd HALF HIGH

13.....	vs. CHI.....	May 24, 1997
---------	--------------	--------------

LOW

0.....	Numerous	
--------	----------	--

(most recently: vs. IND, May 26, 2014)

QUARTER HIGH

9 (3).....	vs. CHI.....	May 24, 1997
------------	--------------	--------------

LOW

0.....	Numerous	
--------	----------	--

(most recently: @ SA, 4th Q, Jun. 15, 2014)

OVERTIME PERIOD HIGH

2.....	vs. IND.....	May 22, 2013
2 (2nd).....	@ NJ.....	Apr. 28, 2005

LOW

0.....	Numerous	
--------	----------	--

(most recently: @ BOS, Jun. 3, 2012)

TURNOVERS GAME HIGHS

27.....	vs. NY.....	Apr. 28, 2012
23.....	@ SA.....	Jun. 5, 2014
23.....	vs. NO.....	Apr. 18, 2004
22.....	@ IND.....	May 24, 2012
22*.....	vs. CHI.....	May 24, 2011
22.....	vs. NY.....	Apr. 28, 1998

LOWS

4.....	vs. SA.....	Jun. 6, 2013
5.....	vs. CHI.....	Apr. 29, 2007
6.....	@ ATL.....	Apr. 29, 2009
6.....	@ DET.....	May 23, 2006
6.....	@ DET.....	Jun. 4, 2005
6.....	@ DET.....	May 31, 2005
6.....	vs. NY.....	May 21, 2000
6.....	@ NY.....	Apr. 30, 1998

1st HALF HIGH

16.....	vs. NY.....	Apr. 28, 2012
---------	-------------	---------------

LOW

0.....	@ DET.....	May 31, 2005
--------	------------	--------------

BLOCKED SHOTS GAME HIGHS

11.....	@ CHI.....	May 28, 1997
10*.....	@ NY.....	May 12, 2000
9.....	@ OKC.....	Jun. 14, 2012
8.....	Numerous	

(most recently: @ CHA, Apr. 26, 2014)

LOWS

0.....	Numerous	
--------	----------	--

(most recently: vs. CHI, May 8, 2013)

1st HALF HIGH

7.....	@ CHI.....	Apr. 30, 2006
--------	------------	---------------

LOW

0.....	Numerous	
--------	----------	--

(most recently: @ SA, Jun. 15, 2014)

2nd HALF HIGH

5.....	Numerous	
--------	----------	--

(most recently: @ SA, Jun. 16, 2013)

LOW

0.....	Numerous	
--------	----------	--

(most recently: @ SA, Jun. 8, 2014)

QUARTER HIGH

5 (1).....	@ CHI.....	Apr. 30, 2006
------------	------------	---------------

LOW

0.....	Numerous	
--------	----------	--

(most recently: @ SA, 2nd Q, Jun. 15, 2014)

OVERTIME PERIOD HIGH

1.....	@ BOS.....	Jun. 3, 2012
1.....	vs. CHI.....	May 24, 2011

LOW

0.....	Numerous	
--------	----------	--

(most recently: vs. SA, Jun. 18, 2013)

2nd HALF HIGH

14.....	@ IND.....	Jun. 1, 2013
---------	------------	--------------

LOW

1.....	@ CHI.....	May 15, 2011
--------	------------	--------------

QUARTER HIGH

13 (2).....	vs. NY.....	Apr. 28, 2012
-------------	-------------	---------------

LOW

0.....	Numerous	
--------	----------	--

(most recently: @ SA, 3rd Q, Jun. 8, 2014)

OVERTIME PERIOD HIGH

4.....	@ BOS.....	May 9, 2011
--------	------------	-------------

LOW

0.....	vs. DAL.....	Jun. 18, 2006
0 (2nd).....	@ NJ.....	Apr. 28, 2005

(* Overtime)



OPPONENT PLAYOFF RECORDS – TEAM

PERSONAL FOULS

GAME

HIGHS

38*	vs. DAL	Jun. 18, 2006
34	vs. NJ	Apr. 26, 2005
33*	vs. BOS	May 30, 2012
33	@ DET	May 29, 2005
32**	@ NJ	Apr. 28, 2005

LOWS

11	@ BOS	Apr. 17, 2010
12	vs. SA	Jun. 6, 2013
12	vs. DET	May 23, 2005
13	@ SA	Jun. 11, 2013
13	@ CHI	May 15, 2011
13	vs. ORL	Apr. 27, 1997

1st HALF

HIGH

21	vs. NY	Apr. 28, 2012
----	--------	---------------

LOW

3	@ IND	Jun. 1, 2013
---	-------	--------------

2nd HALF

HIGH

24	@ DET	May 29, 2005
----	-------	--------------

LOW

4	@ MIL	Apr. 28, 2013
---	-------	---------------

QUARTER

HIGH

17 (4)	@ DET	May 29, 2005
--------	-------	--------------

LOW

0 (2)	@ IND	Jun. 1, 2013
-------	-------	--------------

OVERTIME PERIOD

HIGH

6	vs. BOS	May 30, 2012
---	---------	--------------

6 (2nd)	@ NJ	Apr. 28, 2005
---------	------	---------------

6 (1st)	@ NJ	Apr. 28, 2005
---------	------	---------------

LOW

2	@ BOS	Jun. 3, 2012
---	-------	--------------

POINTS OFF TURNOVERS

GAME

HIGHS

38	@ BOS	Apr. 17, 2010
36	vs. CHI	May 24, 1997
36	@ ORL	Apr. 29, 1997
36	@ CHI	Apr. 26, 1996
33	@ CHI	Apr. 26, 1992

LOWS

2	@ SA	Jun. 9, 2013
5	vs. CHA	Apr. 20, 2014
5	vs. NY	May 9, 2012
5	vs. NY	Apr. 30, 2012
5	@ NY	May 19, 2000

(* Overtime ** Double Overtime)

BENCH SCORING

GAME

HIGHS

48	@ ATL	Apr. 30, 1994
47	@ SA	Jun. 15, 2014
46	@ SA	Jun. 11, 2013
45	vs. NO	May 4, 2004
45	@ NY	May 12, 1999

LOWS

2	vs. BOS	Jun. 9, 2012
3	@ DET	May 25, 2006
5	vs. IND	May 24, 2013
5	@ NJ	May 14, 2006
5	vs. WAS	May 8, 2005

DUNKS

GAME

HIGHS

11	@ CHI	Apr. 24, 1992
10	@ ATL	May 8, 1994
9	@ SA	Jun. 11, 2013
8		Numerous

(most recently: @ OKC, Jun. 12, 2012)

LOWS

0		Numerous
---	--	----------

(most recently: @ IND, May 20, 2014)

ABBREVIATIONS

ATL	Atlanta Hawks
BKN	Brooklyn Nets
BOS	Boston Celtics
CHA	Charlotte Bobcats
CHH	Charlotte Hornets
CHI	Chicago Bulls
DAL	Dallas Mavericks
DET	Detroit Pistons
IND	Indiana Pacers
MIL	Milwaukee Bucks
NJ	New Jersey Nets
NO	New Orleans Hornets
NY	New York Knicks
OKC	Oklahoma City Thunder
ORL	Orlando Magic
PHI	Philadelphia 76ers
SA	San Antonio Spurs
WAS	Washington Wizards



LeBron James captured NBA Finals MVP honors in both 2012 and 2013.

HEAT SERIES RECORDS – INDIVIDUAL

MINUTES PLAYED

3-Game Series:	
120.....	Jamal Mashburn vs. DET (2000 FR)
120.....	Grant Long vs. CHI (1992 FR)
4-Game Series:	
170.....	Dwyane Wade vs. NJ (2005 FR)
5-Game Series:	
226.....	LeBron James vs. CHI (2011 ECF)
6-Game Series:	
262.....	LeBron James vs. DAL (2011 NBA Finals)
7-Game Series:	
321.....	LeBron James vs. BOS (2012 ECF)

POINTS

3-Game Series:	
64.....	Jamal Mashburn vs. DET (2000 FR)
4-Game Series:	
124.....	Dwyane Wade vs. WAS (2005 ECS)
5-Game Series:	
166.....	Dwyane Wade vs. BOS (2010 FR)
6-Game Series:	
208.....	Dwyane Wade vs. DAL (2006 NBA Finals)
7-Game Series:	
235.....	LeBron James vs. BOS (2012 ECF)

SCORING AVERAGE

3-Game Series:	
21.3 ppg	Jamal Mashburn vs. DET (2000 FR)
4-Game Series:	
31.0 ppg	Dwyane Wade vs. WAS (2005 ECS)
5-Game Series:	
33.2 ppg	Dwyane Wade vs. BOS (2010 FR)
6-Game Series:	
34.7 ppg	Dwyane Wade vs. DAL (2006 NBA Finals)
7-Game Series:	
33.6 ppg	LeBron James vs. BOS (2012 ECF)

FIELD GOALS MADE

3-Game Series:	
24.....	Glen Rice vs. CHI (1992 FR)
4-Game Series:	
44.....	Dwyane Wade vs. WAS (2005 ECS)
5-Game Series:	
62.....	Dwyane Wade vs. BOS (2010 FR)
6-Game Series:	
70.....	LeBron James vs. IND (2012 ECS)
7-Game Series:	
87.....	LeBron James vs. BOS (2012 ECF)

FIELD GOALS ATTEMPTED

3-Game Series:	
64.....	Glen Rice vs. CHI (1992 FR)
4-Game Series:	
84.....	Dwyane Wade vs. CHI (2006 FR)
5-Game Series:	
110.....	Dwyane Wade vs. BOS (2010 FR)
6-Game Series:	
139.....	LeBron James vs. IND (2012 ECS)
139.....	Dwyane Wade vs. DAL (2006 NBA Finals)
7-Game Series:	
165.....	LeBron James vs. BOS (2012 ECF)

FIELD GOAL PERCENTAGE (MIN. 4 FGM/GAME)

3-Game Series:	
.543 (19-35)	Alonzo Mourning vs. DET (2000 FR)
.543 (19-35)	Rony Seikaly vs. CHI (1992 FR)
4-Game Series:	
.627 (37-59)	LeBron James vs. MIL (2013 FR)
5-Game Series:	
.690 (20-29)	Norris Cole vs. CHI (2013 ECS)
6-Game Series:	
.655 (55-84)	Shaquille O'Neal vs. DET (2006 ECF)
7-Game Series:	
.592 (61-103)	Shaquille O'Neal vs. DET (2005 ECF)

3-PT. FIELD GOALS MADE

3-Game Series:	
8.....	Tim Hardaway vs. CHI (1996 FR)
4-Game Series:	
17.....	Damon Jones vs. NJ (2005 FR)
5-Game Series:	
17.....	Tim Hardaway vs. NY (1998 FR)
6-Game Series:	
14.....	Mario Chalmers vs. DAL (2011 NBA Finals)
14.....	James Posey vs. CHI (2006 FR)
7-Game Series:	
21.....	Tim Hardaway vs. NY (1997 ECS)

3-PT. FIELD GOALS ATTEMPTED

3-Game Series:	
22.....	Tim Hardaway vs. CHI (1996 FR)
4-Game Series:	
35.....	Damon Jones vs. WAS (2005 ECS)
5-Game Series:	
42.....	Tim Hardaway vs. CHI (1997 ECF)
6-Game Series:	
45.....	Antoine Walker vs. CHI (2006 FR)
7-Game Series:	
52.....	Tim Hardaway vs. NY (1997 ECS)

3-PT. FIELD GOAL PERCENTAGE (MIN 1.5 3-PT. FGM/GAME)

3-Game Series:	
.636 (7-11)	Steve Smith vs. CHI (1992 FR)
4-Game Series:	
.692 (9-13)	Chris Bosh vs. CHA (2014 FR)
5-Game Series:	
.818 (9-11)	Norris Cole vs. CHI (2013 ECS)
6-Game Series:	
.467 (14-30)	James Posey vs. CHI (2006 FR)
7-Game Series:	
.500 (11-22)	James Jones vs. ATL (2009 FR)

HEAT SERIES RECORDS – INDIVIDUAL

FREE THROWS MADE

3-Game Series:	
24.....	Rony Seikaly vs. CHI (1992 FR)
4-Game Series:	
36.....	Dwyane Wade vs. WAS (2005 ECS)
5-Game Series:	
46.....	LeBron James vs. NY (2012 FR)
6-Game Series:	
75.....	Dwyane Wade vs. DAL (2006 NBA Finals)
7-Game Series:	
52.....	LeBron James vs. BOS (2012 ECF)

FREE THROWS ATTEMPTED

3-Game Series:	
32.....	Rony Seikaly vs. CHI (1992 FR)
4-Game Series:	
48.....	Dwyane Wade vs. WAS (2005 ECS)
5-Game Series:	
58.....	Dwyane Wade vs. BOS (2011 ECS)
6-Game Series:	
97.....	Dwyane Wade vs. DAL (2006 NBA Finals)
7-Game Series:	
80.....	LeBron James vs. BOS (2012 ECF)

FREE THROW PERCENTAGE (MIN. 2 FTM/GAME)

3-Game Series:	
1.000 (6-6).....	Anthony Mason vs. CHH (2001 FR)
4-Game Series:	
1.000 (11-11).....	Ray Allen vs. MIL (2013 FR)
5-Game Series:	
1.000 (10-10).....	James Jones vs. BOS (2011 ECS)
6-Game Series:	
1.000 (24-24).....	Caron Butler vs. IND (2004 ECS)
7-Game Series:	
.917 (22-24).....	James Jones vs. ATL (2009 FR)

OFFENSIVE REBOUNDS

3-Game Series:	
11.....	Rony Seikaly vs. CHI (1992 FR)
4-Game Series:	
16.....	Shaquille O'Neal vs. CHI (2007 FR)
5-Game Series:	
19.....	Rony Seikaly vs. ATL (1994 FR)
6-Game Series:	
23.....	Shaquille O'Neal vs. DET (2006 ECF)
7-Game Series:	
27.....	Brian Grant vs. NO (2004 FR)

DEFENSIVE REBOUNDS

3-Game Series:	
19.....	Rony Seikaly vs. CHI (1992 FR)
4-Game Series:	
36.....	Udonis Haslem vs. NJ (2005 FR)
5-Game Series:	
45.....	Alonzo Mourning vs. ORL (1997 FR)
6-Game Series:	
46.....	Shaquille O'Neal vs. DAL (2006 NBA Finals)
7-Game Series:	
64.....	LeBron James vs. BOS (2012 ECF)

TOTAL REBOUNDS

3-Game Series:	
30.....	Rony Seikaly vs. CHI (1992 FR)
4-Game Series:	
47.....	Udonis Haslem vs. NJ (2005 FR)
5-Game Series:	
62.....	Alonzo Mourning vs. ORL (1997 FR)
6-Game Series:	
65.....	LeBron James vs. IND (2012 ECS)
65.....	Shaquille O'Neal vs. CHI (2006 FR)
7-Game Series:	
77.....	LeBron James vs. BOS (2012 ECF)

ASSISTS

3-Game Series:	
29.....	Anthony Carter vs. DET (2000 FR)
4-Game Series:	
35.....	Dwyane Wade vs. NJ (2005 FR)
5-Game Series:	
49.....	Tim Hardaway vs. ORL (1997 FR)
6-Game Series:	
43.....	Dwyane Wade vs. CHI (2006 FR)
7-Game Series:	
49.....	LeBron James vs. SA (2013 NBA Finals)

STEALS

3-Game Series:	
8.....	Anthony Carter vs. DET (2000 FR)
8.....	Dan Majerle vs. DET (2000 FR)
4-Game Series:	
9.....	LeBron James vs. CHA (2014 FR)
9*.....	Dwyane Wade vs. MIL (2013 FR)
5-Game Series:	
14.....	Dwyane Wade vs. NY (2012 FR)
6-Game Series:	
16.....	LeBron James vs. IND (2012 ECS)
16.....	Dwyane Wade vs. DAL (2006 NBA Finals)
7-Game Series:	
20.....	Mario Chalmers vs. ATL (2009 FR)
20.....	Caron Butler vs. NO (2004 FR)

*-Only played in three of the four games

BLOCKED SHOTS

3-Game Series:	
14.....	Alonzo Mourning vs. DET (2000 FR)
4-Game Series:	
9.....	Alonzo Mourning vs. WAS (2005 ECS)
5-Game Series:	
15.....	Joel Anthony vs. CHI (2011 ECF)
6-Game Series:	
14.....	Shaquille O'Neal vs. DET (2006 ECF)
7-Game Series:	
21.....	Alonzo Mourning vs. DET (2005 ECF)

HEAT SERIES RECORDS – INDIVIDUAL

TURNOVERS

3-Game Series:

16.....Alonzo Mourning vs. CHI (1996 FR)

4-Game Series:

25.....Dwyane Wade vs. WAS (2005 ECS)

5-Game Series:

27.....Alonzo Mourning vs. CHI (1997 ECF)

6-Game Series:

28.....Dwyane Wade vs. DET (2006 ECS)

7-Game Series:

28.....Lamar Odom vs. NO (2004 FR)

PERSONAL FOULS

3-Game Series:

15.....Rony Seikaly vs. CHI (1992 FR)

4-Game Series:

21.....Eddie Jones vs. NJ (2005 FR)

5-Game Series:

22.....P.J. Brown vs. NY (1998 FR)

22.....Rony Seikaly vs. ATL (1994 FR)

6-Game Series:

27.....Brian Grant vs. IND (2004 ECS)

7-Game Series:

36.....Alonzo Mourning vs. NY (1997 ECS)

DUNKS

3-Game Series:

7.....Alonzo Mourning vs. DET (2000 FR)

4-Game Series:

14.....Shaquille O'Neal vs. CHI (2007 FR)

5-Game Series:

10.....Dwyane Wade vs. BOS (2010 FR)

10.....Shaquille O'Neal vs. NJ (2006 ECS)

6-Game Series:

25.....Shaquille O'Neal vs. DET (2006 ECF)

7-Game Series:

23.....Shaquille O'Neal vs. DET (2005 ECF)

HEAT SERIES RECORDS – TEAM HIGHS

POINTS

3-Game Series:

298.....vs. CHI (1992 FR)

4-Game Series:

438.....vs. NJ (2005 FR)

5-Game Series:

510.....vs. OKC (2012 NBA Finals)

510.....vs. NJ (2006 ECS)

6-Game Series:

608.....vs. CHI (2006 FR)

7-Game Series:

679.....vs. SA (2013 NBA Finals)

679.....vs. BOS (2012 ECF)

SCORING AVERAGE

3-Game Series:

99.3 ppgvs. CHI (1992 FR)

4-Game Series:

109.5 ppgvs. NJ (2005 FR)

5-Game Series:

102.0 ppgvs. OKC (2012 NBA Finals)

102.0 ppgvs. NJ (2006 ECS)

6-Game Series:

101.3 ppgvs. CHI (2006 FR)

7-Game Series:

97.0 ppgvs. SA (2013 NBA Finals)

97.0 ppgvs. BOS (2012 ECF)

FIELD GOALS MADE

3-Game Series:

108.....vs. CHI (1992 FR)

4-Game Series:

155.....vs. NJ (2005 FR)

5-Game Series:

178.....vs. OKC (2012 NBA Finals)

6-Game Series:

221.....vs. IND (2014 ECF)

7-Game Series:

262.....vs. SA (2013 NBA Finals)

FIELD GOALS ATTEMPTED

3-Game Series:

239.....vs. CHI (1992 FR)

4-Game Series:

304.....vs. CHA (2014 FR)

5-Game Series:

394.....vs. ATL (1994 FR)

6-Game Series:

472.....vs. CHI (2006 FR)

7-Game Series:

571.....vs. SA (2013 NBA Finals)

HEAT SERIES RECORDS – TEAM HIGHS

FIELD GOAL PERCENTAGE

3-Game Series:	
.479 (103-215)	vs. DET (2000 FR)
4-Game Series:	
.515 (155-301)	vs. NJ (2005 FR)
5-Game Series:	
.497 (174-350)	vs. BKN (2014 ECS)
6-Game Series:	
.515 (207-402)	vs. DET (2006 ECF)
7-Game Series:	
.470 (232-494)	vs. DET (2005 ECF)

3-PT. FIELD GOALS MADE

3-Game Series:	
22	vs. CHI (1996 FR)
4-Game Series:	
38	vs. CHA (2014 FR)
5-Game Series:	
48	vs. ORL (1997 FR)
6-Game Series:	
58	vs. IND (2014 ECF)
7-Game Series:	
64	vs. SA (2013 NBA Finals)

3-PT. FIELD GOALS ATTEMPTED

3-Game Series:	
70	vs. CHI (1996 FR)
4-Game Series:	
88	vs. CHA (2014 FR)
5-Game Series:	
128	vs. ORL (1997 FR)
6-Game Series:	
142	vs. IND (2014 ECF)
7-Game Series:	
155	vs. BOS (2012 ECF)

3-PT. FIELD GOAL PERCENTAGE

3-Game Series:	
.447 (16-38)	vs. CHI (1992 FR)
4-Game Series:	
.485 (33-68)	vs. NJ (2005 FR)
5-Game Series:	
.429 (42-98)	vs. OKC (2012 NBA Finals)
6-Game Series:	
.408 (58-142)	vs. IND (2014 ECF)
7-Game Series:	
.432 (64-148)	vs. SA (2013 NBA Finals)

FREE THROWS MADE

3-Game Series:	
65	vs. CHI (1992 FR)
4-Game Series:	
95	vs. NJ (2005 FR)
5-Game Series:	
121	vs. NJ (2006 ECS)
6-Game Series:	
125	vs. DAL (2006 NBA Finals)
7-Game Series:	
143	vs. NY (1997 ECS)

FREE THROWS ATTEMPTED

3-Game Series:	
89	vs. CHI (1992 FR)
4-Game Series:	
145	vs. NJ (2005 FR)
5-Game Series:	
174	vs. NJ (2006 ECS)
6-Game Series:	
207	vs. DAL (2006 NBA Finals)
7-Game Series:	
212	vs. NY (1997 ECS)

FREE THROW PERCENTAGE

3-Game Series:	
.730 (65-89)	vs. CHI (1992 FR)
4-Game Series:	
.760 (79-104)	vs. CHA (2014 FR)
5-Game Series:	
.829 (97-117)	vs. BKN (2014 ECS)
6-Game Series:	
.784 (91-116)	vs. IND (2014 ECF)
7-Game Series:	
.816 (129-158)	vs. ATL (2009 FR)

OFFENSIVE REBOUNDS

3-Game Series:	
34	vs. CHI (1996 FR)
4-Game Series:	
43	vs. MIL (2013 FR)
5-Game Series:	
77	vs. ATL (1994 FR)
6-Game Series:	
67	vs. CHI (2006 FR)
7-Game Series:	
84	vs. NO (2004 FR)

DEFENSIVE REBOUNDS

3-Game Series:	
99	vs. DET (2000 FR)
4-Game Series:	
144	vs. NJ (2005 FR)
5-Game Series:	
169	vs. PHI (2011 FR)
6-Game Series:	
200	vs. DAL (2006 NBA Finals)
7-Game Series:	
230	vs. NY (2000 ECS)

TOTAL REBOUNDS

3-Game Series:	
124	vs. DET (2000 FR)
4-Game Series:	
179	vs. NJ (2005 FR)
5-Game Series:	
236	vs. PHI (2011 FR)
6-Game Series:	
263	vs. DAL (2006 NBA Finals)
7-Game Series:	
310	vs. NY (2000 ECS)

HEAT SERIES RECORDS – TEAM HIGHS

ASSISTS

3-Game Series:	
64.....	vs. DET (2000 FR)
4-Game Series:	
94.....	vs. MIL (2013 FR)
5-Game Series:	
114.....	vs. CHI (2013 ECS)
6-Game Series:	
121.....	vs. IND (2014 ECF)
7-Game Series:	
148.....	vs. SA (2013 NBA Finals)

STEALS

3-Game Series:	
28.....	vs. DET (2000 FR)
4-Game Series:	
37.....	vs. MIL (2013 FR)
5-Game Series:	
46.....	vs. NY (2012 FR)
6-Game Series:	
48.....	vs. DAL (2011 NBA Finals)
7-Game Series:	
61.....	vs. SA (2013 NBA Finals)

BLOCKED SHOTS

3-Game Series:	
22.....	vs. DET (2000 FR)
4-Game Series:	
24.....	vs. WAS (2005 ECS)
5-Game Series:	
38.....	vs. CHI (2011 ECF)
6-Game Series:	
39.....	vs. IND (2012 ECS)
7-Game Series:	
48.....	vs. DET (2005 ECF)

TURNOVERS

3-Game Series:	
63.....	vs. CHI (1996 FR)
4-Game Series:	
70.....	vs. WAS (2005 ECS)
5-Game Series:	
92.....	vs. CHI (1997 ECF)
6-Game Series:	
98.....	vs. DAL (2006 NBA Finals)
7-Game Series:	
115.....	vs. NY (1997 ECS)

PERSONAL FOULS

3-Game Series:	
89.....	vs. DET (2000 FR)
4-Game Series:	
105.....	vs. WAS (2005 ECS)
105.....	vs. NJ (2005 FR)
5-Game Series:	
127.....	vs. NY (1998 FR)
127.....	vs. CHI (1997 ECF)
6-Game Series:	
157.....	vs. CHI (2006 FR)
7-Game Series:	
171.....	vs. NY (2000 ECS)

BENCH SCORING

3-Game Series:	
106 points (35.3 ppg).....	vs. CHH (2001 FR)
4-Game Series:	
149 points (37.3 ppg).....	vs. MIL (2013 FR)
5-Game Series:	
175 points (35.0 ppg).....	vs. CHI (2013 ECS)
6-Game Series:	
159 points (26.5 ppg).....	vs. IND (2014 ECF)
7-Game Series:	
193 points (27.6 ppg).....	vs. SA (2013 NBA Finals)

POINTS OFF TURNOVERS

3-Game Series:	
54 points (18.0 ppg).....	vs. CHI (1992 FR)
4-Game Series:	
79 points (19.8 ppg).....	vs. CHA (2014 FR)
5-Game Series:	
113 points (22.6 ppg).....	vs. NY (2012 FR)
6-Game Series:	
106 points (17.7 ppg).....	vs. CHI (2006 FR)
7-Game Series:	
134 points (19.1 ppg).....	vs. SA (2013 NBA Finals)

DUNKS

3-Game Series:	
19.....	vs. CHI (1992 FR)
4-Game Series:	
25.....	vs. CHI (2007 FR)
25.....	vs. NJ (2005 FR)
5-Game Series:	
26.....	vs. NJ (2006 ECS)
6-Game Series:	
36.....	vs. DET (2006 ECF)
36.....	vs. CHI (2006 FR)
7-Game Series:	
45.....	vs. DET (2005 ECF)



Since taking over the HEAT head coaching job in 2008, Erik Spoelstra has led Miami to more postseason victories than any team in the NBA.

HEAT SERIES RECORDS – TEAM LOWS

POINTS

3-Game Series:	
235.....	vs. CHH (2001 FR)
4-Game Series:	
355.....	vs. CHI (2007 FR)
5-Game Series:	
393.....	vs. CHI (1997 ECF)
6-Game Series:	
508.....	vs. IND (2004 ECS)
7-Game Series:	
562.....	vs. NY (2000 ECS)

SCORING AVERAGE

3-Game Series:	
78.3 ppg.....	vs. CHH (2001 FR)
4-Game Series:	
88.8 ppg.....	vs. CHI (2007 FR)
5-Game Series:	
78.6 ppg.....	vs. CHI (1997 ECF)
6-Game Series:	
84.7 ppg.....	vs. IND (2004 ECS)
7-Game Series:	
80.3 ppg.....	vs. NY (2000 ECS)

FIELD GOALS MADE

3-Game Series:	
89.....	vs. CHH (2001 FR)
4-Game Series:	
133.....	vs. CHI (2007 FR)
5-Game Series:	
131.....	vs. CHI (1997 ECF)
6-Game Series:	
184.....	vs. IND (2004 ECS)
7-Game Series:	
204.....	vs. NY (1997 ECS)

FIELD GOALS ATTEMPTED

3-Game Series:	
215.....	vs. DET (2000 FR)
4-Game Series:	
298.....	vs. MIL (2013 FR)
5-Game Series:	
340.....	vs. NY (1999 FR)
6-Game Series:	
402.....	vs. DET (2006 ECF)
7-Game Series:	
487.....	vs. ATL (2009 FR)

FIELD GOAL PERCENTAGE

3-Game Series:	
.410 (89-217).....	vs. CHH (2001 FR)
4-Game Series:	
.455 (133-299).....	vs. CHI (2007 FR)
5-Game Series:	
.384 (131-341).....	vs. CHI (1997 ECF)
6-Game Series:	
.413 (184-445).....	vs. IND (2004 ECS)
7-Game Series:	
.395 (206-522).....	vs. NY (2000 ECS)

3-PT. FIELD GOALS MADE

3-Game Series:	
14.....	vs. DET (2000 FR)
4-Game Series:	
22.....	vs. CHI (2007 FR)
5-Game Series:	
17.....	vs. ATL (1994 FR)
6-Game Series:	
20.....	vs. IND (2004 ECS)
7-Game Series:	
25.....	vs. DET (2005 ECF)

3-PT. FIELD GOALS ATTEMPTED

3-Game Series:	
34.....	vs. DET (2000 FR)
4-Game Series:	
68.....	vs. CHI (2007 FR)
68.....	vs. NJ (2005 FR)
5-Game Series:	
58.....	vs. CHI (2011 ECF)
6-Game Series:	
64.....	vs. IND (2004 ECS)
7-Game Series:	
82.....	vs. DET (2005 ECF)

3-PT. FIELD GOAL PERCENTAGE

3-Game Series:	
.314 (22-70).....	vs. CHI (1996 FR)
4-Game Series:	
.322 (28-87).....	vs. MIL (2013 FR)
5-Game Series:	
.266 (17-64).....	vs. ATL (1994 FR)
6-Game Series:	
.289 (26-90).....	vs. IND (2012 ECS)
7-Game Series:	
.255 (28-110).....	vs. NO (2004 FR)

FREE THROWS MADE

3-Game Series:	
41.....	vs. CHH (2001 FR)
4-Game Series:	
67.....	vs. CHI (2007 FR)
5-Game Series:	
68.....	vs. BOS (2010 FR)
6-Game Series:	
91.....	vs. IND (2014 ECF)
7-Game Series:	
91.....	vs. SA (2013 NBA Finals)

FREE THROWS ATTEMPTED

3-Game Series:	
58.....	vs. CHH (2001 FR)
4-Game Series:	
103.....	vs. MIL (2013 FR)
5-Game Series:	
93.....	vs. BOS (2010 FR)
6-Game Series:	
116.....	vs. IND (2014 ECF)
7-Game Series:	
118.....	vs. SA (2013 NBA Finals)

HEAT SERIES RECORDS – TEAM LOWS

FREE THROW PERCENTAGE

3-Game Series:	
.685 (50-73)	vs. DET (2000 FR)
4-Game Series:	
.615 (67-109)	vs. CHI (2007 FR)
5-Game Series:	
.682 (101-148)	vs. NY (1998 FR)
6-Game Series:	
.604 (125-207)	vs. DAL (2006 NBA Finals)
7-Game Series:	
.675 (129-191)	vs. DET (2005 ECF)
.675 (143-212)	vs. NY (1997 ECS)

OFFENSIVE REBOUNDS

3-Game Series:	
22	vs. CHH (2001 FR)
4-Game Series:	
21	vs. CHA (2014 FR)
5-Game Series:	
28	vs. SA (2014 NBA Finals)
6-Game Series:	
41	vs. IND (2014 ECF)
7-Game Series:	
49	vs. DET (2005 ECF)

DEFENSIVE REBOUNDS

3-Game Series:	
66	vs. CHI (1992 FR)
4-Game Series:	
113	vs. CHI (2007 FR)
5-Game Series:	
133	vs. SA (2014 NBA Finals)
6-Game Series:	
164	vs. IND (2014 ECF)
7-Game Series:	
170	vs. SA (2013 NBA Finals)

TOTAL REBOUNDS

3-Game Series:	
99	vs. CHI (1992 FR)
4-Game Series:	
145	vs. CHI (2007 FR)
5-Game Series:	
161	vs. SA (2014 NBA Finals)
6-Game Series:	
205	vs. IND (2014 ECF)
7-Game Series:	
244	vs. IND (2013 ECF)

ASSISTS

3-Game Series:	
50	vs. CHH (2001 FR)
4-Game Series:	
71	vs. CHI (2007 FR)
5-Game Series:	
68	vs. CHI (1997 ECF)
6-Game Series:	
92	vs. IND (2012 ECS)
7-Game Series:	
105	vs. ATL (2009 FR)

STEALS

3-Game Series:	
15	vs. CHH (2001 FR)
4-Game Series:	
24	vs. NJ (2005 FR)
5-Game Series:	
25	vs. CHI (1997 ECF)
6-Game Series:	
35	vs. DET (2006 ECF)
7-Game Series:	
33	vs. DET (2005 ECF)

BLOCKED SHOTS

3-Game Series:	
5	vs. CHI (1996 FR)
4-Game Series:	
14	vs. NJ (2005 FR)
5-Game Series:	
11	vs. SA (2014 NBA Finals)
6-Game Series:	
21	vs. IND (2014 ECF)
7-Game Series:	
28	vs. NO (2004 FR)

TURNOVERS

3-Game Series:	
44	vs. CHI (1992 FR)
4-Game Series:	
42	vs. CHA (2014 FR)
5-Game Series:	
48	vs. BKN (2014 ECS)
6-Game Series:	
74	vs. IND (2014 ECF)
7-Game Series:	
83	vs. IND (2013 ECF)

PERSONAL FOULS

3-Game Series:	
68	vs. CHI (1992 FR)
4-Game Series:	
79	vs. CHA (2014 FR)
5-Game Series:	
74	vs. PHI (2011 FR)
6-Game Series:	
128	vs. DAL (2011 NBA Finals)
7-Game Series:	
145	vs. SA (2013 NBA Finals)

HEAT SERIES RECORDS – TEAM LOWS

BENCH SCORING

3-Game Series:
58 points (19.3 ppg)..... vs. CHI (1992 FR)

4-Game Series:
78 points (19.5 ppg).....vs. WAS (2005 ECS)

5-Game Series:
77 points (15.4 ppg).....vs. OKC (2012 NBA Finals)

6-Game Series:
85 points (14.2 ppg)..... vs. DET (2006 ECF)

7-Game Series:
98 points (14.0 ppg).....vs. NO (2004 FR)

POINTS OFF TURNOVERS

3-Game Series:
38 points (12.7 ppg)..... vs. CHH (2001 FR)

4-Game Series:
55 points (13.8 ppg)..... vs. WAS (2005 ECS)

5-Game Series:
57 points (11.4 ppg).....vs. NY (1999 FR)

6-Game Series:
73 points (12.2 ppg)..... vs. DET (2006 ECF)

7-Game Series:
73 points (10.4 ppg)..... vs. DET (2005 ECF)

DUNKS

3-Game Series:
1..... vs. CHH (2001 FR)

4-Game Series:
23..... vs. MIL (2013 FR)

5-Game Series:
9..... vs. CHI (1997 ECF)

6-Game Series:
15..... vs. IND (2014 ECF)

7-Game Series:
14..... vs. SA (2013 NBA Finals)

ABBREVIATIONS

ECF..... Eastern Conference Finals

ECS..... Eastern Conference Semifinals

FR.....First Round

OPPONENT SERIES RECORDS – INDIVIDUAL HIGHS

MINUTES PLAYED

3-Game Series:
124.....Scottie Pippen, vs. CHI (1992 FR)

4-Game Series:
182..... Jason Kidd, vs. NJ (2005 FR)

5-Game Series:
221..... Jimmy Butler, vs. CHI (2013 ECS)

6-Game Series:
262..... Dirk Nowitzki, vs. DAL (2006 NBA Finals)

7-Game Series:
316..... Rajon Rondo, vs. BOS (2012 ECF)

POINTS

3-Game Series:
135..... Michael Jordan, vs. CHI (1992 FR)

4-Game Series:
107..... Vince Carter, vs. NJ (2005 FR)

5-Game Series:
155..... Anfernee Hardaway, vs. ORL (1997 FR)

6-Game Series:
137..... Dirk Nowitzki, vs. DAL (2006 NBA Finals)

7-Game Series:
165..... Richard Hamilton, vs. DET (2005 ECF)

SCORING AVERAGE

3-Game Series:
45.0 ppgMichael Jordan, vs. CHI (1992 FR)

4-Game Series:
26.8 ppg Vince Carter, vs. NJ (2005 FR)

5-Game Series:
31.0 ppg Anfernee Hardaway, vs. ORL (1997 FR)

6-Game Series:
26.0 ppg..... Dirk Nowitzki, vs. DAL (2011 NBA Finals)

7-Game Series:
23.7 ppg*Patrick Ewing, vs. NY (1997 ECS)

**Only appeared in six of the seven games, average is for the six games he played*

FIELD GOALS MADE

3-Game Series:
53..... Michael Jordan, vs. CHI (1992 FR)

4-Game Series:
44..... Luol Deng, vs. CHI (2007 FR)

5-Game Series:
57.....Kevin Durant, vs. OKC (2012 NBA Finals)

6-Game Series:
54..... Jason Terry, vs. DAL (2006 NBA Finals)

7-Game Series:
63..... Richard Hamilton, vs. DET (2005 ECF)

OPPONENT SERIES RECORDS – INDIVIDUAL HIGHS

FIELD GOALS ATTEMPTED

3-Game Series:
87..... Michael Jordan, vs. CHI (1992 FR)

4-Game Series:
96..... Vince Carter, vs. NJ (2005 FR)

5-Game Series:
137..... Michael Jordan, vs. CHI (1997 ECF)

6-Game Series:
125..... Dirk Nowitzki, vs. DAL (2011 NBA Finals)

7-Game Series:
133..... Richard Hamilton, vs. DET (2005 ECF)

FIELD GOAL PERCENTAGE (MIN. 4 FGM/GAME)

3-Game Series:
.684 (13-19)..... Ron Harper, vs. CHI (1996 FR)

4-Game Series:
.579 (44-76)..... Luol Deng, vs. CHI (2007 FR)

5-Game Series:
.612 (30-49)..... Kawhi Leonard, vs. SA (2014 NBA Finals)

6-Game Series:
.560 (47-84)..... Andres Nocioni, vs. CHI (2006 FR)

7-Game Series:
.557 (59-106)..... Roy Hibbert, vs. IND (2013 ECF)

3-PT. FIELD GOALS MADE

3-Game Series:
6..... Terry Mills, vs. DET (2000 FR)

4-Game Series:
12..... Kemba Walker, vs. CHA (2014 FR)

5-Game Series:
19..... Ray Allen, vs. BOS (2010 FR)

6-Game Series:
19..... Paul George, vs. IND (2014 ECF)

7-Game Series:
27..... Danny Green, vs. SA (2013 NBA Finals)

3-PT. FIELD GOALS ATTEMPTED

3-Game Series:
16..... Toni Kukoc, vs. CHI (1996 FR)

4-Game Series:
35..... Gilbert Arenas, vs. WAS (2005 ECS)

5-Game Series:
36..... Ray Allen, vs. BOS (2010 FR)

6-Game Series:
50..... Paul George, vs. IND (2014 ECF)

7-Game Series:
49..... Danny Green, vs. SA (2013 NBA Finals)
49..... Baron Davis, vs. NO (2004 FR)

3-PT. FIELD GOAL PERCENTAGE (MIN. 1.5 3-PT. FGM/GAME)

3-Game Series:
.667 (6-9)..... Terry Mills, vs. DET (2000 FR)

4-Game Series:
.500 (12-24)..... Kemba Walker, vs. CHA (2014 FR)

5-Game Series:
.579 (11-19)..... Kawhi Leonard, vs. SA (2014 NBA Finals)

6-Game Series:
.565 (13-23)..... DeShawn Stevenson, vs. DAL (2011 NBA Finals)

7-Game Series:
.551 (27-49)..... Danny Green, vs. SA (2013 NBA Finals)

FREE THROWS MADE

3-Game Series:
29..... Michael Jordan, vs. CHI (1992 FR)

4-Game Series:
32..... Gilbert Arenas, vs. WAS (2005 ECS)

5-Game Series:
43..... Michael Jordan, vs. CHI (1997 ECF)

6-Game Series:
49..... Dirk Nowitzki, vs. DAL (2006 NBA Finals)

7-Game Series:
37..... Roy Hibbert, vs. IND (2013 ECF)
37..... Richard Hamilton, vs. DET (2005 ECF)
37..... Latrell Sprewell, vs. NY (2000 ECS)

FREE THROWS ATTEMPTED

3-Game Series:
32..... Michael Jordan, vs. CHI (1992 FR)

4-Game Series:
47..... Gilbert Arenas, vs. WAS (2005 ECS)

5-Game Series:
54..... Anfernee Hardaway, vs. ORL (1997 FR)

6-Game Series:
55..... Dirk Nowitzki, vs. DAL (2006 NBA Finals)

7-Game Series:
47..... Richard Hamilton, vs. DET (2005 ECF)

FREE THROW PERCENTAGE (MIN. 2 FTM/GAME)

3-Game Series:
1.000 (8-8)..... Mikki Moore, vs. DET (2000 FR)
1.000 (6-6)..... B.J. Armstrong, vs. CHI (1992 FR)

4-Game Series:
.889 (8-9)..... Mike Dunleavy, vs. MIL (2013 FR)
.889 (8-9)..... Travis Best, vs. NJ (2005 FR)

5-Game Series:
.952 (20-21)..... Jimmy Butler, vs. CHI (2013 ECS)

6-Game Series:
.978 (45-46)..... Dirk Nowitzki, vs. DAL (2011 NBA Finals)

7-Game Series:
.947 (18-19)..... Mike Bibby, vs. ATL (2009 FR)

OFFENSIVE REBOUNDS

3-Game Series:
13..... Horace Grant, vs. CHI (1992 FR)

4-Game Series:
15..... Brendan Haywood, vs. WAS (2005 ECS)

5-Game Series:
24..... Dennis Rodman, vs. CHI (1997 ECF)

6-Game Series:
24..... Tyson Chandler, vs. DAL (2011 NBA Finals)

7-Game Series:
35..... Roy Hibbert, vs. IND (2013 ECF)

OPPONENT SERIES RECORDS – INDIVIDUAL HIGHS

DEFENSIVE REBOUNDS

3-Game Series:

- 23.....Scottie Pippen, vs. CHI (1996 FR)
23.....Michael Jordan, vs. CHI (1992 FR)

4-Game Series:

- 29.....Ben Wallace, vs. CHI (2007 FR)

5-Game Series:

- 51.....Kevin Willis, vs. ATL (1994 FR)

6-Game Series:

- 56.....Dirk Nowitzki, vs. DAL (2011 NBA Finals)

7-Game Series:

- 59.....Tim Duncan, vs. SA (2013 NBA Finals)

TOTAL REBOUNDS

3-Game Series:

- 34.....Scottie Pippen, vs. CHI (1996 FR)

4-Game Series:

- 39.....Ben Wallace, vs. CHI (2007 FR)

5-Game Series:

- 69.....Kevin Willis, vs. ATL (1994 FR)

6-Game Series:

- 69.....Roy Hibbert, vs. IND (2012 ECS)

7-Game Series:

- 85.....Tim Duncan, vs. SA (2013 NBA Finals)

ASSISTS

3-Game Series:

- 21.....Scottie Pippen, vs. CHI (1996 FR)
21.....Scottie Pippen, vs. CHI (1992 FR)

4-Game Series:

- 29.....Jason Kidd, vs. NJ (2005 FR)

5-Game Series:

- 51.....Rajon Rondo, vs. BOS (2010 FR)

6-Game Series:

- 46.....Kirk Hinrich, vs. CHI (2006 FR)

7-Game Series:

- 79.....Rajon Rondo, vs. BOS (2012 ECF)

STEALS

3-Game Series:

- 9.....Scottie Pippen, vs. CHI (1996 FR)
9.....Michael Jordan, vs. CHI (1992 FR)

4-Game Series:

- 11.....Gilbert Arenas, vs. WAS (2005 ECS)

5-Game Series:

- 12.....Rajon Rondo, vs. BOS (2010 FR)
12.....Charlie Ward, vs. NY (1998 FR)
12.....Anfernee Hardaway, vs. ORL (1997 FR)

6-Game Series:

- 14.....Jamaal Tinsley, vs. IND (2004 ECS)

7-Game Series:

- 16.....Charles Oakley, vs. NY (1997 ECS)

BLOCKED SHOTS

3-Game Series:

- 5.....Scottie Pippen, vs. CHI (1996 FR)

4-Game Series:

- 9.....Brendan Haywood, vs. WAS (2005 ECS)

5-Game Series:

- 11.....Kendrick Perkins, vs. BOS (2010 FR)

6-Game Series:

- 15.....Roy Hibbert, vs. IND (2012 ECS)

7-Game Series:

- 13.....Josh Smith, vs. ATL (2009 FR)
13.....Patrick Ewing, vs. NY (1997 ECS)

TURNOVERS

3-Game Series:

- 14.....Jerry Stackhouse, vs. DET (2000 FR)

4-Game Series:

- 19.....Ben Gordon, vs. CHI (2007 FR)

5-Game Series:

- 19.....Kevin Durant, vs. OKC (2012 NBA Finals)
19.....Derrick Rose, vs. CHI (2011 ECF)

6-Game Series:

- 24.....Kirk Hinrich, vs. CHI (2006 FR)

7-Game Series:

- 32.....Paul George, vs. IND (2013 ECF)

PERSONAL FOULS

3-Game Series:

- 14.....Christian Laettner, vs. DET (2000 FR)

4-Game Series:

- 20.....Nenad Krstic, vs. NJ (2005 FR)
20.....Cliff Robinson, vs. NJ (2005 FR)

5-Game Series:

- 27.....Jason Collins, vs. NJ (2006 ECS)

6-Game Series:

- 29.....Tyson Chandler, vs. CHI (2006 FR)

7-Game Series:

- 31.....Chris Childs, vs. NY (1997 ECS)

DUNKS

3-Game Series:

- 10.....Michael Jordan, vs. CHI (1992 FR)

4-Game Series:

- 9.....Richard Jefferson, vs. NJ (2005 FR)

5-Game Series:

- 10.....Kevin Durant, vs. OKC (2012 NBA Finals)

6-Game Series:

- 8.....Erick Dampier, vs. DAL (2006 NBA Finals)

7-Game Series:

- 14.....Josh Smith, vs. ATL (2009 FR)

OPPONENT SERIES RECORDS – TEAM HIGHS

POINTS

3-Game Series:	
352.....	vs. CHI (1992 FR)
4-Game Series:	
399.....	vs. CHI (2007 FR)
5-Game Series:	
528.....	vs. SA (2014 NBA Finals)
6-Game Series:	
590.....	vs. CHI (2006 FR)
7-Game Series:	
684.....	vs. SA (2013 NBA Finals)

SCORING AVERAGE

3-Game Series:	
117.3 ppg.....	vs. CHI (1992 FR)
4-Game Series:	
99.8 ppg.....	vs. CHI (2007 FR)
5-Game Series:	
105.6 ppg.....	vs. SA (2014 NBA Finals)
6-Game Series:	
98.3 ppg.....	vs. CHI (2006 FR)
7-Game Series:	
97.7 ppg.....	vs. SA (2013 NBA Finals)

FIELD GOALS MADE

3-Game Series:	
136.....	vs. CHI (1992 FR)
4-Game Series:	
145.....	vs. CHI (2007 FR)
5-Game Series:	
191.....	vs. SA (2014 NBA Finals)
6-Game Series:	
204.....	vs. CHI (2006 FR)
7-Game Series:	
251.....	vs. SA (2013 NBA Finals)

FIELD GOALS ATTEMPTED

3-Game Series:	
254.....	vs. CHI (1992 FR)
4-Game Series:	
339.....	vs. NJ (2005 FR)
5-Game Series:	
414.....	vs. CHI (2011 ECF)
6-Game Series:	
469.....	vs. DAL (2006 NBA Finals)
7-Game Series:	
564.....	vs. DET (2005 ECF)

FIELD GOAL PERCENTAGE

3-Game Series:	
.535 (136-254).....	vs. CHI (1992 FR)
4-Game Series:	
.460 (145-315).....	vs. CHI (2007 FR)
5-Game Series:	
.528 (191-362).....	vs. SA (2014 NBA Finals)
6-Game Series:	
.469 (202-431).....	vs. IND (2014 ECF)
7-Game Series:	
.456 (230-504).....	vs. IND (2013 ECF)

3-PT. FIELD GOALS MADE

3-Game Series:	
18.....	vs. CHI (1996 FR)
4-Game Series:	
31.....	vs. CHA (2014 FR)
5-Game Series:	
55.....	vs. SA (2014 NBA Finals)
6-Game Series:	
51.....	vs. DAL (2011 NBA Finals)
7-Game Series:	
61.....	vs. SA (2013 NBA Finals)

3-PT. FIELD GOALS ATTEMPTED

3-Game Series:	
58.....	vs. CHI (1996 FR)
4-Game Series:	
92.....	vs. MIL (2013 FR)
5-Game Series:	
118.....	vs. SA (2014 NBA Finals)
6-Game Series:	
126.....	vs. IND (2014 ECF)
7-Game Series:	
150.....	vs. SA (2013 NBA Finals)

3-PT. FIELD GOAL PERCENTAGE

3-Game Series:	
.444 (4-9).....	vs. CHI (1996 FR)
4-Game Series:	
.400 (28-70).....	vs. CHI (2007 FR)
5-Game Series:	
.466 (55-118).....	vs. SA (2014 NBA Finals)
6-Game Series:	
.411 (51-124).....	vs. DAL (2011 NBA Finals)
7-Game Series:	
.407 (61-150).....	vs. SA (2013 NBA Finals)

FREE THROWS MADE

3-Game Series:	
81.....	vs. CHH (2001 FR)
4-Game Series:	
94.....	vs. NJ (2005 FR)
5-Game Series:	
115.....	vs. NY (1998 FR)
6-Game Series:	
135.....	vs. CHI (2006 FR)
7-Game Series:	
143.....	vs. IND (2013 ECF)

FREE THROWS ATTEMPTED

3-Game Series:	
102.....	vs. CHH (2001 FR)
102.....	vs. CHI (1996 FR)
4-Game Series:	
125.....	vs. NJ (2005 FR)
5-Game Series:	
146.....	vs. NY (1998 FR)
6-Game Series:	
185.....	vs. IND (2004 ECS)
7-Game Series:	
194.....	vs. IND (2013 ECF)

OPPONENT SERIES RECORDS – TEAM HIGHS

FREE THROW PERCENTAGE

3-Game Series:	
.809 (76-94)	vs. CHI (1992 FR)
4-Game Series:	
.810 (81-100)	vs. CHI (2007 FR)
5-Game Series:	
.792 (84-106)	vs. BOS (2011 ECS)
6-Game Series:	
.787 (122-155)	vs. DAL (2006 NBA Finals)
7-Game Series:	
.800 (136-170)	vs. NY (1997 ECS)

OFFENSIVE REBOUNDS

3-Game Series:	
48	vs. CHI (1992 FR)
4-Game Series:	
52	vs. WAS (2005 ECS)
52	vs. NJ (2005 FR)
5-Game Series:	
86	vs. CHI (1997 ECF)
6-Game Series:	
70	vs. IND (2012 ECS)
7-Game Series:	
90	vs. IND (2013 ECF)

DEFENSIVE REBOUNDS

3-Game Series:	
95	vs. CHH (2001 FR)
4-Game Series:	
131	vs. CHI (2007 FR)
5-Game Series:	
161	vs. BOS (2010 FR)
6-Game Series:	
190	vs. DAL (2006 NBA Finals)
7-Game Series:	
219	vs. SA (2013 NBA Finals)

TOTAL REBOUNDS

3-Game Series:	
136	vs. CHI (1992 FR)
4-Game Series:	
171	vs. NJ (2005 FR)
5-Game Series:	
237	vs. CHI (1997 ECF)
6-Game Series:	
251	vs. DAL (2006 NBA Finals)
7-Game Series:	
298	vs. IND (2013 ECF)

ASSISTS

3-Game Series:	
86	vs. CHI (1992 FR)
4-Game Series:	
93	vs. CHI (2007 FR)
5-Game Series:	
127	vs. SA (2014 NBA Finals)
127	vs. ATL (1994 FR)
6-Game Series:	
110	vs. CHI (2006 FR)
7-Game Series:	
147	vs. DET (2005 ECF)

STEALS

3-Game Series:	
37	vs. CHH (2001 FR)
4-Game Series:	
40	vs. MIL (2013 FR)
5-Game Series:	
54	vs. CHI (1997 ECF)
6-Game Series:	
44	vs. DAL (2006 NBA Finals)
7-Game Series:	
65	vs. NY (1997 ECS)

BLOCKED SHOTS

3-Game Series:	
15	vs. CHI (1992 FR)
4-Game Series:	
19	vs. WAS (2005 ECS)
5-Game Series:	
28	vs. CHI (2011 ECF)
6-Game Series:	
33	vs. IND (2004 ECS)
7-Game Series:	
32	vs. NO (2004 FR)

TURNOVERS

3-Game Series:	
51	vs. DET (2000 FR)
4-Game Series:	
65	vs. MIL (2013 FR)
5-Game Series:	
92	vs. NY (2012 FR)
6-Game Series:	
96	vs. IND (2012 ECS)
7-Game Series:	
121	vs. IND (2013 ECF)

PERSONAL FOULS

3-Game Series:	
74	vs. DET (2000 FR)
4-Game Series:	
123	vs. NJ (2005 FR)
5-Game Series:	
142	vs. NJ (2006 ECS)
6-Game Series:	
164	vs. DAL (2006 NBA Finals)
7-Game Series:	
170	vs. BOS (2012 ECF)

BENCH SCORING

3-Game Series:	
84 points (28.0 ppg)	vs. CHI (1992 FR)
4-Game Series:	
109 (27.3 ppg)	vs. MIL (2013 FR)
5-Game Series:	
188 (37.6 ppg)	vs. SA (2014 NBA Finals)
6-Game Series:	
168 points (28.0 ppg)	vs. DAL (2011 NBA Finals)
7-Game Series:	
168 (24.0 ppg)	vs. SA (2013 NBA Finals)

OPPONENT SERIES RECORDS – TEAM HIGHS

POINTS OFF TURNOVERS

3-Game Series:	
84 points (28.0 ppg)	vs. CHI (1996 FR)
4-Game Series:	
88 points (22.0 ppg)	vs. MIL (2013 FR)
5-Game Series:	
116 points (23.2 ppg)	vs. BOS (2010 FR)
6-Game Series:	
123 points (20.5 ppg)	vs. DAL (2006 NBA Finals)
7-Game Series:	
117 points (16.7 ppg)	vs. NY (1997 ECS)

DUNKS

3-Game Series:	
23	vs. CHI (1992 FR)
4-Game Series:	
14	vs. NJ (2005 FR)
5-Game Series:	
26	vs. OKC (2012 NBA Finals)
6-Game Series:	
20	vs. DAL (2006 NBA Finals)
7-Game Series:	
31	vs. ATL (2009 FR)

OPPONENT SERIES RECORDS – TEAM LOWS

POINTS

3-Game Series:	
239	vs. DET (2000 FR)
4-Game Series:	
341	vs. MIL (2013 FR)
5-Game Series:	
414	vs. NY (2012 FR)
6-Game Series:	
508	vs. DET (2006 ECF)
7-Game Series:	
564	vs. NO (2004 FR)

SCORING AVERAGE

3-Game Series:	
79.7 ppg	vs. DET (2000 FR)
4-Game Series:	
85.3 ppg	vs. MIL (2013 FR)
5-Game Series:	
82.8 ppg	vs. NY (2012 FR)
6-Game Series:	
84.7 ppg	vs. DET (2006 ECF)
7-Game Series:	
80.6 ppg	vs. NO (2004 FR)

FIELD GOALS MADE

3-Game Series:	
84	vs. DET (2000 FR)
4-Game Series:	
133	vs. MIL (2013 FR)
133	vs. WAS (2005 ECS)
5-Game Series:	
145	vs. CHI (2013 ECS)
6-Game Series:	
180	vs. IND (2004 ECS)
7-Game Series:	
204	vs. NY (2000 ECS)

FIELD GOALS ATTEMPTED

3-Game Series:	
208	vs. DET (2000 FR)
4-Game Series:	
301	vs. CHA (2014 FR)
5-Game Series:	
356	vs. NY (1999 FR)
6-Game Series:	
417	vs. IND (2004 ECS)
7-Game Series:	
504	vs. IND (2013 ECF)



Chris Bosh has helped lead the HEAT to a pair of NBA Championships and four trips to the NBA Finals since arriving in 2010.

OPPONENT SERIES RECORDS – TEAM LOWS

FIELD GOAL PERCENTAGE

<u>3-Game Series:</u>	
.404 (84-208)	vs. DET (2000 FR)
<u>4-Game Series:</u>	
.395 (134-339)	vs. NJ (2005 FR)
<u>5-Game Series:</u>	
.391 (162-414)	vs. CHI (2011 ECF)
<u>6-Game Series:</u>	
.397 (181-456)	vs. DET (2006 ECF)
<u>7-Game Series:</u>	
.384 (205-534)	vs. NO (2004 FR)

3-PT. FIELD GOALS MADE

<u>3-Game Series:</u>	
4	vs. CHI (1992 FR)
<u>4-Game Series:</u>	
24	vs. MIL (2013 FR)
<u>5-Game Series:</u>	
17	vs. ATL (1994 FR)
<u>6-Game Series:</u>	
32	vs. DET (2006 ECF)
<u>7-Game Series:</u>	
26	vs. NY (2000 ECS)

3-PT. FIELD GOALS ATTEMPTED

<u>3-Game Series:</u>	
9	vs. CHI (1992 FR)
<u>4-Game Series:</u>	
70	vs. CHI (2007 FR)
<u>5-Game Series:</u>	
53	vs. ATL (1994 FR)
<u>6-Game Series:</u>	
99	vs. IND (2004 ECS)
<u>7-Game Series:</u>	
79	vs. NY (2000 ECS)

3-PT. FIELD GOAL PERCENTAGE

<u>3-Game Series:</u>	
.310 (18-58)	vs. CHI (1996 FR)
<u>4-Game Series:</u>	
.261 (24-92)	vs. MIL (2013 FR)
<u>5-Game Series:</u>	
.259 (22-85)	vs. CHI (1997 ECF)
<u>6-Game Series:</u>	
.284 (33-116)	vs. DAL (2006 NBA Finals)
<u>7-Game Series:</u>	
.295 (36-122)	vs. BOS (2012 ECF)

FREE THROWS MADE

<u>3-Game Series:</u>	
58	vs. DET (2000 FR)
<u>4-Game Series:</u>	
51	vs. MIL (2013 FR)
<u>5-Game Series:</u>	
63	vs. PHI (2011 FR)
<u>6-Game Series:</u>	
100	vs. IND (2014 ECF)
<u>7-Game Series:</u>	
113	vs. NO (2004 FR)

FREE THROWS ATTEMPTED

<u>3-Game Series:</u>	
81	vs. DET (2000 FR)
<u>4-Game Series:</u>	
81	vs. MIL (2013 FR)
<u>5-Game Series:</u>	
87	vs. PHI (2011 FR)
<u>6-Game Series:</u>	
140	vs. IND (2014 ECF)
<u>7-Game Series:</u>	
145	vs. NO (2004 FR)

FREE THROW PERCENTAGE

<u>3-Game Series:</u>	
.686 (70-102)	vs. CHI (1996 FR)
<u>4-Game Series:</u>	
.630 (51-81)	vs. MIL (2013 FR)
<u>5-Game Series:</u>	
.719 (97-135)	vs. NJ (2006 ECS)
<u>6-Game Series:</u>	
.708 (131-185)	vs. IND (2004 ECS)
<u>7-Game Series:</u>	
.684 (117-171)	vs. DET (2005 ECF)

OFFENSIVE REBOUNDS

<u>3-Game Series:</u>	
18	vs. DET (2000 FR)
<u>4-Game Series:</u>	
33	vs. CHA (2014 FR)
<u>5-Game Series:</u>	
34	vs. BOS (2011 ECS)
<u>6-Game Series:</u>	
53	vs. CHI (2006 FR)
<u>7-Game Series:</u>	
60	vs. NY (2000 ECS)

DEFENSIVE REBOUNDS

<u>3-Game Series:</u>	
85	vs. DET (2000 FR)
<u>4-Game Series:</u>	
101	vs. WAS (2005 ECS)
<u>5-Game Series:</u>	
131	vs. CHI (2013 ECS)
<u>6-Game Series:</u>	
148	vs. DET (2006 ECF)
<u>7-Game Series:</u>	
184	vs. ATL (2009 FR)

TOTAL REBOUNDS

<u>3-Game Series:</u>	
103	vs. DET (2000 FR)
<u>4-Game Series:</u>	
139	vs. MIL (2013 FR)
<u>5-Game Series:</u>	
174	vs. BOS (2011 ECS)
<u>6-Game Series:</u>	
216	vs. DET (2006 ECF)
<u>7-Game Series:</u>	
261	vs. ATL (2009 FR)

OPPONENT SERIES RECORDS – TEAM LOWS

ASSISTS

3-Game Series:	
44.....	vs. DET (2000 FR)
4-Game Series:	
57.....	vs. WAS (2005 ECS)
5-Game Series:	
63.....	vs. NY (2012 FR)
6-Game Series:	
95.....	vs. DAL (2006 NBA Finals)
95.....	vs. DET (2006 ECF)
7-Game Series:	
95.....	vs. NY (2000 ECS)

STEALS

3-Game Series:	
18.....	vs. DET (2000 FR)
4-Game Series:	
17.....	vs. CHA (2014 FR)
5-Game Series:	
24.....	vs. BKN (2014 ECS)
6-Game Series:	
34.....	vs. CHI (2006 FR)
7-Game Series:	
35.....	vs. IND (2013 ECF)

BLOCKED SHOTS

3-Game Series:	
5.....	vs. DET (2000 FR)
4-Game Series:	
5.....	vs. NJ (2005 FR)
5-Game Series:	
7.....	vs. NY (1998 FR)
6-Game Series:	
11.....	vs. IND (2014 ECF)
7-Game Series:	
23.....	vs. IND (2013 ECF)
23.....	vs. BOS (2012 ECF)

TURNOVERS

3-Game Series:	
38.....	vs. CHI (1992 FR)
4-Game Series:	
52.....	vs. WAS (2005 ECS)
52.....	vs. NJ (2005 FR)
5-Game Series:	
53.....	vs. PHI (2011 FR)
6-Game Series:	
72.....	vs. DET (2006 ECF)
7-Game Series:	
74.....	vs. DET (2005 ECF)

PERSONAL FOULS

3-Game Series:	
62.....	vs. CHH (2001 FR)
4-Game Series:	
79.....	vs. MIL (2013 FR)
5-Game Series:	
94.....	vs. BOS (2010 FR)
6-Game Series:	
113.....	vs. IND (2014 ECF)
7-Game Series:	
118.....	vs. SA (2013 NBA Finals)

BENCH SCORING

3-Game Series:	
59 points (19.7 ppg).....	vs. DET (2000 FR)
4-Game Series:	
55 points (13.8 ppg).....	vs. WAS (2005 ECS)
5-Game Series:	
66 points (13.2 ppg).....	vs. NJ (2006 ECS)
6-Game Series:	
80 points (13.3 ppg).....	vs. DET (2006 ECF)
7-Game Series:	
80 points (11.4 ppg).....	vs. IND (2013 ECF)

POINTS OFF TURNOVERS

3-Game Series:	
42 points (14.0 ppg).....	vs. DET (2000 FR)
4-Game Series:	
37 points (9.3 ppg).....	vs. CHA (2014 FR)
5-Game Series:	
53 points (10.6 ppg).....	vs. BKN (2014 ECS)
6-Game Series:	
74 points (12.3 ppg).....	vs. IND (2004 ECS)
7-Game Series:	
84 points (12.0 ppg).....	vs. BOS (2012 ECF)

DUNKS

3-Game Series:	
10.....	vs. CHH (2001 FR)
4-Game Series:	
3.....	vs. CHI (2007 FR)
5-Game Series:	
6.....	vs. NY (1998 FR)
6-Game Series:	
6.....	vs. CHI (2006 FR)
7-Game Series:	
9.....	vs. NY (2000 ECS)

ABBREVIATIONS

ECF.....	Eastern Conference Finals
ECS.....	Eastern Conference Semifinals
FR.....	First Round

Management

Players

14/15
Review

Records

Playoffs

History

AL-TIME
Roster

NBA/NBADL

Opponents

Media



2014 OVERALL PLAYOFF STATISTICS

MIAMI HEAT (13-7, EASTERN CONFERENCE CHAMPIONS)

PLAYER	G	GS	MIN	-FIELD GOALS-			-3-POINT FG-			-FREE THROWS-			-REBOUNDS-			PF	DQ	STL	TO	BLK	PTS	AVG	
				FG	FGA	PCT	FG	FGA	PCT	FT	FTA	PCT	OFF	DEF	TOT								
JAMES	20	20	763	192	340	.565	35	86	.407	129	160	.806	14	127	141	95	46	0	36	61	11	548	27.4
WADE	20	20	693	139	278	.500	9	24	.375	69	90	.767	16	61	77	77	55	0	30	54	5	356	17.8
BOSH	20	20	686	116	229	.507	30	74	.405	36	48	.750	24	88	112	21	51	0	17	14	20	298	14.9
ALLEN	20	1	527	59	143	.413	33	85	.388	34	37	.919	13	54	67	32	41	0	14	24	4	185	9.3
CHALMERS	20	19	535	47	111	.423	15	43	.349	19	25	.760	2	44	46	72	48	0	19	30	6	128	6.4
LEWIS	18	8	319	35	85	.412	22	59	.373	3	4	.750	4	33	37	5	29	0	7	5	6	95	5.3
ANDERSEN	18	0	317	33	57	.579	0	1	.000	26	38	.684	26	81	107	5	34	0	5	9	18	92	5.1
COLE	20	0	404	32	78	.410	15	40	.375	13	15	.867	1	21	22	36	34	0	9	19	1	92	4.6
JONES	15	0	126	18	40	.450	15	32	.469	2	3	.667	3	8	11	5	17	0	3	0	2	53	3.5
BEASLEY	4	0	23	5	10	.500	0	0	.000	1	3	.333	2	2	4	2	3	0	0	1	0	11	2.8
HASLEM	16	6	169	17	37	.459	0	0	.000	6	10	.600	12	29	41	4	28	0	1	1	3	40	2.5
BATTIER	16	6	202	12	26	.462	9	20	.450	4	5	.800	1	9	10	5	23	0	5	5	1	37	2.3
DOUGLAS	10	0	29	3	9	.333	3	6	.500	1	2	.500	1	3	4	5	3	0	0	1	0	10	1.0
ODEN	3	0	7	0	0	.000	0	0	.000	0	0	.000	0	1	1	1	2	0	1	0	0	0	0.0
HEAT	20	-	4800	708	1443	.491	186	470	.396	343	440	.780	119	561	680	365	414	0	147	243	77	1945	97.3
OPPONENTS	20	-	4800	703	1470	.478	180	446	.404	324	447	.725	184	576	760	402	392	4	116	275	55	1910	95.5

DUNKS:

Miami-53 (James-19; Andersen-10; Bosh-9; Wade-9; Beasley-2; Haslem-2; Allen-1; Chalmers-1)

Opponents-50

CHARGES TAKEN:

Miami-12 (Haslem-3; Bosh-2; James-2; Jones-2; Allen-1; Chalmers-1; Wade-1)

Opponents-14

TECHNICAL FOULS:

Miami-9 (James-2; Allen-1; Andersen-1; Battier-1; Bosh-1; Cole-1; Defensive 3-Seconds-2)

Opponents-8 (Includes one for Defensive 3-Seconds)

EJECTIONS:

Miami-0

Opponents-0

PLAYER	SINGLE-GAME HIGHS							AVERAGE PER GAME							CAREER HIGHS (C=SET, T=TIED THIS SEASON)						
	MIN	REB	AST	ST	TO	BLK	PTS	MIN	REB	AST	STL	TO	BLK	PTS	FG	FGA	FT	FTA	REB	AST	PTS
JAMES	44	10	9	5	7	3	49	38.2	7.1	4.8	1.80	3.1	0.55	27.4	20	33	18	24	19	13	49T
WADE	40	8	7	4	6	2	28	34.6	3.9	3.9	1.50	2.7	0.25	17.8	17	28	21	25	13	15	46
BOSH	41	11	4	2	2	3	25	34.3	5.6	1.1	0.85	0.7	1.00	14.9	16	26	13	13	19	9	39
ALLEN	33	8	4	5	4	1	19	26.4	3.4	1.6	0.70	1.2	0.20	9.3	18	32	11	13	11	10	51
CHALMERS	37	8	7	3	5	2	12	26.7	2.3	3.6	0.95	1.5	0.30	6.4	10	16	8	9	11	9	25
LEWIS	33	4	1	2	2	1	18	17.7	2.1	0.3	0.39	0.3	0.33	5.3	12	22	11	12	13	7	34
ANDERSEN	29	12	2	1	2	4	14	17.6	5.9	0.3	0.28	0.5	1.00	5.1	7	9	7	9	14	2T	16
COLE	33	3	5	2	3	1	13	20.2	1.1	1.8	0.45	1.0	0.05	4.6	7	9T	4	5	6	5C	18
JONES	22	3	3	2	0	1	12	8.4	0.7	0.3	0.20	0.0	0.13	3.5	5	10	10	10	9	4	25
BEASLEY	17	3	1	0	1	0	9	5.9	1.0	0.5	0.00	0.3	0.00	2.8	11	25	7	7	15	3	22
HASLEM	19	5	1	1	1	1	7	10.5	2.6	0.3	0.06	0.1	0.19	2.5	8	14	9	10	19	4	20
BATTIER	26	2	2	1	2	1	8	12.6	0.6	0.3	0.31	0.3	0.06	2.3	7	12	6	6	10	7	23
DOUGLAS	8	2	3	0	1	0	6	2.9	0.4	0.5	0.00	0.1	0.00	1.0	5	16	4	4	7	3T	15
ODEN	5	1	1	1	0	0	0	2.5	0.3	0.3	0.33	0.0	0.00	0.0	6	7	3	4	6	1C	15
HEAT	240	41	26	14	20	7	117	240.0	34.0	18.3	7.35	12.2	3.85	97.3	45	89	38	54	56	31	121
OPPONENTS	240	45	30	12	23	8	111	240.0	38.0	20.1	5.80	13.8	2.75	95.5	47	107	33	46	57	33	120

2014 PLAYOFF STATISTICS

First Round vs. Charlotte (4-0)

MIAMI	G	GS	MIN	-FIELD GOALS-			-3-POINT FG-			-FREE THROWS-			-REBOUNDS-			AST	PF	DQ	STL	TO	BLK	PTS	AVG
				FG	FGA	PCT	FG	FGA	PCT	FT	FTA	PCT	OFF	DEF	TOT								
JAMES	4	4	157	39	70	.557	7	20	.350	35	44	.795	0	32	32	24	7	0	9	11	1	120	30.0
WADE	4	4	132	26	53	.491	1	2	.500	17	24	.708	4	9	13	15	12	0	5	9	1	70	17.5
BOSH	4	4	129	22	43	.512	9	13	.692	5	7	.714	2	19	21	6	11	0	3	3	4	58	14.5
CHALMERS	4	4	103	13	30	.433	5	11	.455	5	7	.714	0	10	10	14	5	0	2	2	1	36	9.0
ANDERSEN	4	0	81	13	20	.650	0	0	.000	8	12	.667	6	17	23	2	6	0	1	1	5	34	8.5
COLE	4	0	112	12	23	.522	6	10	.600	3	3	1.000	1	3	4	10	7	0	2	4	1	33	8.3
JONES	4	0	64	9	21	.429	7	16	.438	2	3	.667	3	3	6	4	7	0	3	0	1	27	6.8
ALLEN	4	0	81	5	19	.263	3	11	.273	0	0	.000	1	10	11	6	7	0	2	6	0	13	3.3
HASLEM	4	4	64	3	12	.250	0	0	.000	2	2	1.000	3	13	16	2	10	0	1	1	2	8	2.0
LEWIS	4	0	32	3	10	.300	0	5	.000	2	2	1.000	1	10	11	1	7	0	1	1	2	8	2.0
BATTIER	1	0	2	0	0	.000	0	0	.000	0	0	.000	0	0	0	0	0	0	0	0	0	0	0.0
DOUGLAS	1	0	2	0	3	.000	0	0	.000	0	0	.000	0	0	0	0	0	0	0	0	0	0	0.0
HEAT	4	-	960	145	304	.477	38	88	.432	79	104	.760	21	126	147	84	79	0	29	42	18	407	101.8

CHARLOTTE	G	GS	MIN	-FIELD GOALS-			-3-POINT FG-			-FREE THROWS-			-REBOUNDS-			AST	PF	DQ	STL	TO	BLK	PTS	AVG
				FG	FGA	PCT	FG	FGA	PCT	FT	FTA	PCT	OFF	DEF	TOT								
WALKER	4	4	153	26	55	.473	12	24	.500	14	18	.778	1	14	15	24	6	0	8	15	3	78	19.5
JEFFERSON	3	3	106	26	53	.491	0	0	.000	4	5	.800	6	22	28	2	7	0	1	1	5	56	18.7
McROBERTS	4	4	154	15	33	.455	8	17	.471	8	10	.800	1	26	27	15	13	0	4	6	1	46	11.5
NEAL	4	0	104	18	51	.353	4	18	.222	5	7	.714	3	5	8	4	9	0	0	8	0	45	11.3
HENDERSON	4	4	119	14	37	.378	0	9	.000	11	17	.647	1	15	16	9	12	1	4	6	1	39	9.8
DOUGLAS-ROBERTS	4	0	70	11	16	.688	4	8	.500	12	14	.857	2	6	8	2	11	0	0	4	0	38	9.5
KIDD-GILCHRIST	4	4	91	14	27	.519	0	1	.000	6	10	.600	8	18	26	6	13	0	0	8	2	34	8.5
BIYOMBO	3	1	48	3	5	.600	0	0	.000	2	6	.333	5	6	11	1	4	0	0	0	2	8	2.7
RIDNOUR	4	0	36	4	13	.308	2	6	.333	0	0	.000	0	4	4	12	1	0	0	4	1	10	2.5
ZELLER	4	0	53	3	9	.333	0	0	.000	2	4	.500	5	4	9	2	3	0	0	2	3	8	2.0
TOLLIVER	4	0	21	1	2	.500	1	2	.500	3	3	1.000	1	3	4	1	2	0	0	0	0	6	1.5
PARGO	1	0	3	0	0	.000	0	0	.000	0	0	.000	0	1	1	1	0	0	0	1	0	0	0.0
WHITE	1	0	3	0	0	.000	0	0	.000	0	0	.000	0	2	2	0	0	0	0	1	0	0	0.0
BOBCATS	4	-	960	135	301	.449	31	85	.365	67	94	.713	33	126	159	79	81	1	17	60	18	368	92.0

Conference Semifinals vs. Brooklyn (4-1)

MIAMI	G	GS	MIN	-FIELD GOALS-			-3-POINT FG-			-FREE THROWS-			-REBOUNDS-			AST	PF	DQ	STL	TO	BLK	PTS	AVG
				FG	FGA	PCT	FG	FGA	PCT	FT	FTA	PCT	OFF	DEF	TOT								
JAMES	5	5	202	49	86	.570	8	21	.381	44	54	.815	3	29	32	18	12	0	6	11	3	150	30.0
WADE	5	5	176	37	73	.507	0	3	.000	17	20	.850	3	16	19	21	14	0	7	11	3	91	18.2
BOSH	5	5	180	28	55	.509	8	22	.364	9	12	.750	7	22	29	3	7	0	4	3	10	73	14.6
ALLEN	5	0	134	20	41	.488	9	25	.360	16	17	.941	6	18	24	9	10	0	2	4	1	65	13.0
CHALMERS	5	5	150	13	31	.419	5	15	.333	5	6	.833	0	13	13	23	14	0	8	8	1	36	7.2
ANDERSEN	5	0	64	5	9	.556	0	0	.000	6	8	.750	7	16	23	0	6	0	1	2	7	16	3.2
BATTIER	5	5	93	6	13	.462	3	8	.375	0	0	.000	1	4	5	3	6	0	3	2	1	15	3.0
JONES	4	0	40	4	8	.500	4	7	.571	0	0	.000	0	2	2	1	6	0	0	0	1	12	3.0
COLE	5	0	79	5	15	.333	4	13	.308	0	0	.000	0	6	6	4	8	0	1	4	0	14	2.8
LEWIS	5	0	72	5	15	.333	3	10	.300	0	0	.000	1	8	9	1	5	0	3	1	0	13	2.6
BEASLEY	2	0	3	1	2	.500	0	0	.000	0	0	.000	0	1	1	1	1	0	0	0	0	2	1.0
HASLEM	2	0	3	1	2	.500	0	0	.000	0	0	.000	1	3	4	0	1	0	0	0	0	2	1.0
DOUGLAS	2	0	3	0	0	.000	0	0	.000	0	0	.000	0	0	0	0	0	0	0	0	0	0	0.0
HEAT	5	-	1200	174	350	.497	44	124	.355	97	117	.829	29	138	167	84	90	0	35	48	27	489	97.8

BROOKLYN	G	GS	MIN	-FIELD GOALS-			-3-POINT FG-			-FREE THROWS-			-REBOUNDS-			AST	PF	DQ	STL	TO	BLK	PTS	AVG
				FG	FGA	PCT	FG	FGA	PCT	FT	FTA	PCT	OFF	DEF	TOT								
JOHNSON	5	5	183	40	73	.548	13	30	.433	8	9	.889	3	18	21	16	8	0	2	8	1	101	20.2
PIERCE	5	5	158	27	58	.466	8	20	.400	8	12	.667	1	22	23	7	20	0	4	7	0	70	14.0
LIVINGSTON	5	5	159	21	42	.500	1	1	1.000	14	19	.737	3	12	15	18	13	0	4	9	3	57	11.4
WILLIAMS	5	5	174	22	60	.367	8	19	.421	4	4	1.000	5	18	23	31	9	0	3	9	1	56	11.2
TELETOVIC	5	0	94	16	33	.485	11	24	.458	4	6	.667	5	10	15	2	6	0	2	5	1	47	9.4
THORNTON	4	0	51	11	25	.440	1	7	.143	2	4	.500	4	4	8	0	3	0	0	2	1	25	6.3
ANDERSON	5	0	104	10	24	.417	4	14	.286	7	10	.700	3	7	10	5	12	0	1	4	0	31	6.2
BLATCHE	5	0	63	10	24	.417	0	1	.000	7	8	.875	11	12	23	1	9	0	0	4	0	27	5.4
GARNETT	5	5	109	11	24	.458	0	1	.000	2	2	1.000	12	26	38	6	8	0	5	8	0	24	4.8
KIRILENKO	4	0	73	5	8	.625	0	0	.000	8	13	.615	5	6	11	5	4	0	2	2	1	18	4.5
PLUMLEE	3	0	28	2	5	.400	0	0	.000	0	0	.000	1	5	6	1	7	0	1	3	1	4	1.3
GUTIERREZ	2	0	3	0	0	.000	0	0	.000	2	4	.500	1	0	1	0	0	0	0	0	0	2	1.0
NETS	5	-	1200	175	376	.465	46	117	.393	66	91	.725	54	140	194	92	99	0	24	65	9	462	92.4

2014 PLAYOFF STATISTICS

Conference Finals vs. Indiana (4-2)

MIAMI	-FIELD GOALS-						-3-POINT FG-			-FREE THROWS-			-REBOUNDS-			PF	DQ	STL	TO	BLK	PTS	AVG	
	G	GS	MIN	FG	FGA	PCT	FG	FGA	PCT	FT	FTA	PCT	OFF	DEF	TOT								AST
JAMES	6	6	215	52	93	.559	6	18	.333	27	33	.818	4	34	38	33	17	0	11	20	5	137	22.8
WADE	6	6	212	48	88	.545	6	13	.462	17	20	.850	6	20	26	28	15	0	10	16	1	119	19.8
BOSH	6	6	195	38	80	.475	8	26	.308	13	18	.722	12	24	36	7	21	0	6	4	5	97	16.2
ALLEN	6	0	157	17	42	.405	12	27	.444	12	13	.923	1	16	17	8	10	0	2	5	2	58	9.7
LEWIS	4	3	100	11	28	.393	9	22	.409	0	0	.000	2	7	9	1	7	0	3	2	2	31	7.8
ANDERSEN	4	0	82	12	16	.750	0	1	.000	5	8	.625	7	26	33	3	8	0	1	3	3	29	7.3
CHALMERS	6	6	166	14	29	.483	4	10	.400	2	3	.667	2	14	16	21	13	0	4	10	3	34	5.7
COLE	6	0	130	9	21	.429	4	10	.400	7	8	.875	0	6	13	11	0	4	5	0	29	4.8	
HASLEM	6	2	79	11	18	.611	0	0	.000	4	8	.500	6	11	17	2	13	0	0	0	0	26	4.3
BATTIER	6	1	74	6	11	.545	6	10	.600	4	5	.800	0	4	4	1	12	0	1	3	0	22	3.7
DOUGLAS	4	0	14	2	2	1.000	2	2	1.000	0	0	.000	1	0	1	3	2	0	0	0	0	6	1.5
JONES	3	0	9	1	4	.250	1	3	.333	0	0	.000	0	1	1	0	0	0	0	0	0	3	1.0
BEASLEY	1	0	3	0	1	.000	0	0	.000	0	0	.000	0	0	0	0	0	0	0	0	0	0	0.0
ODEN	1	0	5	0	0	.000	0	0	.000	0	0	.000	0	1	1	1	1	0	1	0	0	0	0.0
HEAT	6	-	1440	221	433	.510	58	142	.408	91	116	.784	41	164	205	121	130	0	43	74	21	591	98.5

INDIANA	G	GS	-FIELD GOALS-			-3-POINT FG-			-FREE THROWS-			-REBOUNDS-			PF	DQ	STL	TO	BLK	PTS	AVG		
			FG	FGA	PCT	FG	FGA	PCT	FT	FTA	PCT	OFF	DEF	TOT								AST	
GEORGE	6	6	243	47	104	.452	19	50	.380	31	44	.705	4	28	32	24	17	0	11	17	1	144	24.0
WEST	6	6	214	42	75	.560	0	3	.000	13	17	.765	9	35	44	18	21	1	4	16	2	97	16.2
STEPHENSON	6	6	242	32	65	.492	6	19	.316	14	19	.737	10	25	35	30	23	0	6	14	0	84	14.0
G. HILL	6	6	214	23	53	.434	12	27	.444	11	16	.688	6	19	25	11	11	0	8	9	1	69	11.5
HIBBERT	6	6	208	22	53	.415	0	0	.000	21	26	.808	19	26	45	9	18	0	2	8	5	65	10.8
SCOLA	6	0	75	16	33	.485	0	1	.000	0	2	.000	2	9	11	4	7	0	0	1	0	32	5.3
WATSON	6	0	111	7	19	.368	4	10	.400	4	6	.667	1	10	11	3	7	0	2	5	0	22	3.7
BUTLER	6	0	55	6	13	.462	5	10	.500	0	0	.000	0	4	4	0	3	0	1	1	0	17	2.8
SLOAN	2	0	5	1	3	.333	1	2	.500	2	4	.500	0	0	0	3	0	0	1	1	0	5	2.5
COPELAND	3	0	20	2	7	.286	1	4	.250	1	1	1.000	0	0	0	0	1	0	0	0	0	6	2.0
MAHINMI	6	0	42	3	5	.600	0	0	.000	3	5	.600	6	3	9	2	5	0	0	3	2	9	1.5
ALLEN	2	0	5	1	1	1.000	0	0	.000	0	0	.000	1	0	1	0	0	0	0	0	0	2	1.0
S. HILL	1	0	1	0	0	.000	0	0	.000	0	0	.000	0	0	0	0	0	0	0	0	0	0	0.0
TURNER	1	0	4	0	0	.000	0	0	.000	0	0	.000	0	1	1	0	0	0	0	1	0	0	0.0
PACERS	6	-	1440	202	431	.469	48	126	.381	100	140	.714	58	160	218	104	113	1	35	81	11	552	92.0

NBA Finals vs. San Antonio (1-4)

MIAMI	-FIELD GOALS-						-3-POINT FG-			-FREE THROWS-			-REBOUNDS-					PF	DQ	STL	TO	BLK	PTS	AVG
	G	GS	MIN	FG	FGA	PCT	FG	FGA	PCT	FT	FTA	PCT	OFF	DEF	TOT	AST								
JAMES	5	5	189	52	91	.571	14	27	.519	23	29	.793	7	32	39	20	10	0	10	19	2	141	28.2	
WADE	5	5	172	28	64	.438	2	6	.333	18	26	.692	3	16	19	13	14	0	8	18	0	76	15.2	
BOSH	5	5	181	28	51	.549	5	13	.385	9	11	.818	3	23	26	5	12	0	4	4	1	70	14.0	
ALLEN	5	1	155	17	41	.415	9	22	.409	6	7	.857	5	10	15	9	14	0	8	8	1	49	9.8	
BEASLEY	1	0	17	4	7	.571	0	0	.000	1	3	.333	2	1	3	1	2	0	0	1	0	9	9.0	
LEWIS	5	5	114	16	32	.500	10	22	.455	1	2	.500	0	8	8	2	10	0	0	1	2	43	8.6	
CHALMERS	5	4	116	7	21	.333	1	7	.143	7	9	.778	0	7	7	14	16	0	5	10	1	22	4.4	
COLE	5	0	84	6	19	.316	1	7	.143	3	4	.750	0	6	6	9	8	0	2	6	0	16	3.2	
JONES	4	0	14	4	7	.571	3	6	.500	0	0	.000	0	2	2	0	4	0	0	0	0	11	2.8	
ANDERSEN	5	0	90	3	12	.250	0	0	.000	7	10	.700	6	22	28	0	14	0	2	3	3	13	2.6	
DOUGLAS	3	0	10	1	4	.250	1	4	.250	1	2	.500	0	3	3	2	1	0	0	1	0	4	1.3	
HASLEM	4	0	22	2	5	.400	0	0	.000	0	0	.000	2	2	4	0	4	0	0	0	1	4	1.0	
BATTIER	4	0	33	0	2	.000	0	2	.000	0	0	.000	0	1	1	1	5	0	1	1	0	0	0.0	
ODEN	2	0	3	0	0	.000	0	0	.000	0	0	.000	0	0	0	0	1	0	0	0	0	0	0.0	
HEAT	5	-	1200	168	356	.472	46	116	.397	76	103	.738	28	133	161	76	115	0	40	79	11	458	91.6	

SAN ANTONIO				-FIELD GOALS-			-3-POINT FG-			-FREE THROWS-			-REBOUNDS-				PF	DQ	STL	TO	BLK	PTS	AVG
	G	GS	MIN	FG	FGA	PCT	FG	FGA	PCT	FT	FTA	PCT	OFF	DEF	TOT	AST							
PARKER	5	5	176	35	73	.479	5	12	.417	15	20	.750	0	2	2	23	9	0	4	10	0	90	18.0
LEONARD	5	5	167	30	49	.612	11	19	.579	18	23	.783	8	24	32	10	22	2	8	9	6	89	17.8
DUNCAN	5	5	165	29	51	.569	0	1	.000	19	28	.679	13	37	50	10	12	0	2	12	4	77	15.4
GINOBI	5	0	143	24	48	.500	10	24	.417	14	16	.875	0	15	15	22	16	0	5	12	1	72	14.4
MILLS	5	0	76	19	35	.543	13	23	.565	0	0	.000	1	6	7	8	5	0	2	1	0	51	10.2
GREEN	5	5	106	17	32	.531	9	20	.450	3	4	.750	2	8	10	6	14	0	10	6	2	46	9.2
DIAW	5	3	176	12	33	.364	3	9	.333	4	8	.500	9	34	43	29	5	0	4	8	1	31	6.2
SPLITTER	5	2	84	12	17	.706	0	0	.000	7	9	.778	3	14	17	10	9	0	3	6	3	31	6.2
BELINELLI	5	0	59	8	17	.471	4	9	.444	3	4	.750	0	6	6	3	3	0	1	3	0	23	4.6
BAYNES	3	0	6	2	2	1.000	0	0	.000	2	2	1.000	2	0	2	0	0	0	0	0	0	6	2.0
AYRES	3	0	7	1	1	1.000	0	0	.000	3	4	.750	1	1	2	1	1	0	0	0	0	5	1.7
BONNER	4	0	27	1	1	1.000	0	0	.000	3	4	.750	0	3	3	5	2	0	1	0	0	5	1.3
JOSEPH	3	0	8	1	3	.333	0	1	.000	0	0	.000	0	0	0	0	1	0	0	0	0	2	0.7
SPURS	5	-	1200	191	362	.528	55	118	.466	91	122	.746	39	150	189	127	99	2	40	69	17	528	105.6

2013 OVERALL PLAYOFF STATISTICS

MIAMI HEAT (16-7, NBA CHAMPIONS)

PLAYER	G	GS	MIN	-FIELD GOALS-			-3-POINT FG-			-FREE THROWS-			-REBOUNDS-			AST	PF	DQ	STL	TO	BLK	PTS	AVG
				FG	FGA	PCT	FG	FGA	PCT	FT	FTA	PCT	OFF	DEF	TOT								
JAMES	23	23	960	212	432	.491	36	96	.375	136	175	.777	37	156	193	152	43	1	41	70	18	596	25.9
WADE	22	22	782	144	315	.457	1	4	.250	60	80	.750	38	64	102	105	45	1	38	58	23	349	15.9
BOSH	23	23	751	110	240	.458	15	37	.405	44	60	.733	38	129	167	34	67	0	23	27	36	279	12.1
ALLEN	23	0	573	74	172	.430	39	96	.406	47	54	.870	13	51	64	29	42	0	12	27	3	234	10.2
CHALMERS	23	23	650	76	183	.415	24	68	.353	40	53	.755	10	43	53	71	70	0	21	38	1	216	9.4
ANDERSEN	20	0	303	46	57	.807	0	0	.000	36	49	.735	32	44	76	3	53	0	9	11	22	128	6.4
COLE	21	0	418	49	102	.480	17	32	.531	14	19	.737	6	33	39	42	40	0	15	23	2	129	6.1
HASLEM	22	19	357	51	86	.593	0	0	.000	8	14	.571	26	54	80	6	54	0	15	14	5	110	5.0
BATTIER	22	0	392	27	93	.290	26	88	.295	23	28	.821	9	29	38	12	49	1	5	5	6	103	4.7
MILLER	17	5	232	21	45	.467	16	36	.444	0	0	.000	3	30	33	15	26	0	8	5	2	58	3.4
LEWIS	11	0	47	8	20	.400	0	4	.000	1	2	.500	1	6	7	4	5	0	2	6	2	17	1.5
JONES	9	0	33	3	7	.429	3	4	.750	0	0	.000	0	3	3	0	3	0	0	2	1	9	1.0
ANTHONY	14	0	71	3	10	.300	0	0	.000	0	0	.000	10	11	21	0	13	0	2	3	4	6	0.4
HEAT	23	-	5570	824	1762	.468	177	465	.381	409	534	.766	223	653	876	473	510	3	191	301	125	2234	97.1
OPPONENTS	23	-	5570	759	1741	.436	155	439	.353	413	564	.732	265	663	928	406	483	5	158	367	79	2086	90.7

DUNKS:

Miami-87 (James-28; Wade-19; Andersen-15; Bosh-13; Haslem-9; Cole-2; Lewis-1)

Opponents-62

CHARGES TAKEN:

Miami-21 (Battier-8; Haslem-4; Bosh-3; Andersen-2; Cole-2; Allen-1; Chalmers-1)

Opponents-12

TECHNICAL FOULS:

Miami-12 (James-4; Andersen-1; Chalmers-1; Fizzdale-1; Wade-1; Defensive 3-Seconds-4)

Opponents-25 (Includes nine for Defensive 3-Seconds)

EJECTIONS:

Miami-0

Opponents-3

PLAYER	SINGLE-GAME HIGHS							AVERAGE PER GAME							CAREER HIGHS (C=SET, T=TIED THIS SEASON)						
	MIN	REB	AST	ST	TO	BLK	PTS	MIN	REB	AST	STL	TO	BLK	PTS	FG	FGA	FT	FTA	REB	AST	PTS
JAMES	50	18	11	4	6	3	37	41.8	8.4	6.6	1.78	3.0	0.78	25.9	20	33	18	24	19	13	49
WADE	41	10	11	6	6	2	32	35.6	4.6	4.8	1.73	2.6	1.05	15.9	17	28	21	25	13	15	46
BOSH	42	19	4	3	3	4	20	32.7	7.3	1.5	1.00	1.2	1.57	12.1	16	26	13	13	19C	9	39
ALLEN	41	7	4	2	3	1	23	24.9	2.8	1.3	0.52	1.2	0.13	10.2	18	32	11	13	11	10	51
CHALMERS	43	8	8	2	4	1	20	28.3	2.3	3.1	0.91	1.7	0.04	9.4	10	16	8C	9	11	9	25
ANDERSEN	22	9	1	3	1	3	16	15.2	3.8	0.2	0.45	0.6	1.10	6.4	7C	9	7	9	14	2	16C
COLE	30	6	4	3	5	1	18	19.9	1.9	2.0	0.71	1.1	0.10	6.1	7C	9C	4	5	6C	4C	18C
HASLEM	26	7	2	2	2	2	17	16.2	3.6	0.3	0.68	0.6	0.23	5.0	8T	14	9	10	19	4	20
BATTIER	31	4	3	2	1	1	18	17.8	1.7	0.5	0.23	0.2	0.27	4.7	7	12	6	6	10	7	23
MILLER	30	7	4	3	1	1	15	13.6	1.9	0.9	0.47	0.3	0.12	3.4	9	18	5	5	9	5	23
LEWIS	8	2	1	1	1	1	4	4.2	0.6	0.4	0.18	0.5	0.18	1.5	12	22	11	12	13	7	34
JONES	8	2	0	0	1	1	3	3.6	0.3	0.0	0.00	0.2	0.11	1.0	5	10	10	10	9	4	25
ANTHONY	29	8	0	1	2	3	2	5.1	1.5	0.0	0.14	0.2	0.29	0.4	6	7	6	6	11	2	12
HEAT	265	46	31	13	21	9	115	242.2	38.1	20.6	8.30	13.1	5.43	97.1	45C	89	38	54	56	31C	121
OPPONENTS	265	53	29	14	21	8	114	242.2	40.3	17.7	6.87	16.0	3.43	90.7	47	107	33	46	57	33	120

2013 PLAYOFF STATISTICS

First Round vs. Milwaukee (4-0)

MIAMI	G	GS	MIN	-FIELD GOALS-			-3-POINT FG-			-FREE THROWS-			-REBOUNDS-			AST	PF	DQ	STL	TO	BLK	PTS	AVG
				FG	FGA	PCT	FG	FGA	PCT	FT	FTA	PCT	OFF	DEF	TOT								
JAMES	4	4	147	37	59	.627	3	11	.273	21	30	.700	5	26	31	27	9	0	4	19	1	98	24.5
ALLEN	4	0	115	21	45	.467	13	28	.464	11	11	1.000	5	12	17	9	5	0	4	5	0	66	16.5
WADE	3	3	101	14	38	.368	0	0	.000	13	18	.722	9	12	21	19	3	0	9	12	3	41	13.7
BOSH	4	4	122	21	39	.538	3	7	.429	6	9	.667	4	28	32	4	11	0	2	7	7	51	12.8
ANDERSEN	4	0	59	13	16	.813	0	0	.000	7	12	.583	9	12	21	2	7	0	2	3	2	33	8.3
HASLEM	4	4	68	13	21	.619	0	0	.000	4	6	.667	5	14	19	0	9	0	1	5	2	30	7.5
COLE	4	0	85	9	19	.474	2	5	.400	4	4	1.000	2	6	8	8	12	0	7	4	0	24	6.0
CHALMERS	4	4	114	10	22	.455	2	8	.250	4	7	.571	3	9	12	18	11	0	7	7	1	26	6.5
BATTIER	4	0	99	5	22	.227	4	18	.222	6	6	1.000	1	7	8	3	9	0	0	1	0	20	5.0
LEWIS	3	0	14	2	6	.333	0	3	.000	0	0	.000	0	1	1	0	1	0	1	1	1	4	1.3
MILLER	2	1	25	2	10	.200	1	7	.143	0	0	.000	0	2	2	4	2	0	0	0	0	5	2.5
ANTHONY	3	0	6	1	1	1.000	0	0	.000	0	0	.000	0	2	2	0	1	0	0	1	0	2	0.7
JONES	2	0	5	0	0	.000	0	0	.000	0	0	.000	0	0	0	0	1	0	0	0	0	0	0.0
HEAT	4	-	960	148	298	.497	28	87	.322	76	103	.738	43	131	174	94	81	0	37	68	17	400	100.0

MILWAUKEE	G	GS	MIN	-FIELD GOALS-			-3-POINT FG-			-FREE THROWS-			-REBOUNDS-			AST	PF	DQ	STL	TO	BLK	PTS	AVG
				FG	FGA	PCT	FG	FGA	PCT	FT	FTA	PCT	OFF	DEF	TOT								
ELLIS	4	4	152	24	55	.436	3	19	.158	6	16	.375	2	11	13	22	8	0	10	14	1	57	14.3
JENNINGS	4	4	133	17	57	.298	6	28	.214	13	18	.722	1	8	9	16	6	0	9	11	1	53	13.3
DUNLEAVY	4	0	91	17	30	.567	7	16	.438	8	9	.889	3	13	16	8	5	0	2	3	0	49	12.3
ILYASOVA	4	4	117	20	46	.435	4	10	.400	2	2	1.000	10	19	29	7	8	0	5	6	1	46	11.5
SANDERS	4	4	113	19	33	.576	0	0	.000	5	11	.455	11	22	33	5	18	0	3	12	5	43	10.8
MBAAH A MOUTE	4	4	136	10	23	.435	0	4	.000	13	18	.722	4	10	14	7	9	0	4	5	0	33	8.3
REDICK	4	0	69	11	25	.440	4	12	.333	3	3	1.000	0	3	3	5	9	0	1	6	0	29	7.3
DANIELS	3	0	33	6	11	.545	0	2	.000	0	0	.000	0	4	4	4	3	0	1	1	0	12	4.0
UDOH	4	0	54	4	9	.444	0	0	.000	0	0	.000	3	3	6	1	4	0	2	0	2	8	2.0
HENSON	4	0	33	3	11	.273	0	1	.000	0	0	.000	0	8	8	1	5	0	2	2	0	6	1.5
AYON	3	0	7	2	4	.500	0	0	.000	0	0	.000	0	0	0	0	0	0	0	0	0	4	1.3
DALEMBERT	1	0	9	0	2	.000	0	0	.000	1	4	.250	1	2	3	0	3	0	1	2	0	1	1.0
SMITH	4	0	11	0	1	.000	0	0	.000	0	0	.000	0	1	1	3	1	0	0	1	0	0	0.0
BUCKS	4	-	960	133	307	.433	24	92	.261	51	81	.630	35	104	139	79	79	0	40	65	10	341	85.3

Conference Semifinals vs. Chicago (4-1)

MIAMI	G	GS	MIN	-FIELD GOALS-			-3-POINT FG-			-FREE THROWS-			-REBOUNDS-			AST	PF	DQ	STL	TO	BLK	PTS	AVG
				FG	FGA	PCT	FG	FGA	PCT	FT	FTA	PCT	OFF	DEF	TOT								
JAMES	5	5	208	35	80	.438	6	17	.353	42	52	.808	2	33	35	39	6	0	11	13	1	118	23.6
BOSH	5	5	167	27	54	.500	4	8	.500	10	16	.625	9	34	43	10	17	0	4	6	11	68	13.6
WADE	5	5	163	29	57	.509	0	1	.000	5	6	.833	4	13	17	24	13	0	6	11	3	63	12.6
COLE	5	0	114	20	29	.690	9	11	.818	6	9	.667	1	13	14	8	9	0	0	8	0	55	11.0
ALLEN	5	0	107	12	29	.414	4	17	.235	16	18	.889	1	8	9	4	8	0	3	6	2	44	8.8
CHALMERS	5	5	125	13	33	.394	3	13	.231	8	12	.667	2	9	11	19	15	0	3	6	0	37	7.4
ANDERSEN	5	0	64	9	12	.750	0	0	.000	12	14	.857	7	5	12	1	12	0	0	3	9	30	6.0
BATTIER	5	0	109	8	28	.286	8	28	.286	6	9	.667	3	7	10	2	17	1	3	2	2	30	6.0
HASLEM	5	5	91	13	20	.650	0	0	.000	0	2	.000	6	10	16	3	11	0	8	3	1	26	5.2
LEWIS	2	0	11	3	4	.750	0	0	.000	0	0	.000	0	3	3	1	1	0	1	1	1	6	3.0
MILLER	3	0	19	3	7	.429	1	5	.200	0	0	.000	1	4	5	3	3	0	0	1	0	7	2.3
JONES	2	0	11	1	2	.500	1	1	1.000	0	0	.000	0	2	2	0	0	0	0	1	0	3	1.5
ANTHONY	2	0	11	0	1	.000	0	0	.000	0	0	.000	1	2	3	0	3	0	1	2	1	0	0.0
HEAT	5	-	1200	173	356	.486	36	101	.356	105	138	.761	37	143	180	114	115	1	40	65	31	487	97.4

CHICAGO	G	GS	MIN	-FIELD GOALS-			-3-POINT FG-			-FREE THROWS-			-REBOUNDS-			AST	PF	DQ	STL	TO	BLK	PTS	AVG
				FG	FGA	PCT	FG	FGA	PCT	FT	FTA	PCT	OFF	DEF	TOT								
BUTLER	5	5	221	25	58	.431	8	19	.421	20	21	.952	4	28	32	11	15	0	8	11	1	78	15.6
ROBINSON	5	5	194	22	66	.333	10	32	.313	22	30	.733	6	14	20	28	18	0	5	18	2	76	15.2
BOOZER	5	5	151	29	69	.420	0	1	.000	17	27	.630	16	25	41	4	11	0	6	11	1	75	15.0
HAMILTON	2	0	57	10	23	.435	3	7	.429	3	4	.750	0	2	2	5	5	0	1	4	2	26	13.0
BELINELLI	5	5	169	16	47	.340	9	27	.333	10	12	.833	0	16	16	13	16	1	1	9	0	51	10.2
NOAH	5	5	191	16	39	.410	0	0	.000	17	20	.850	21	25	46	12	20	1	6	11	4	49	9.8
RADMANOVIC	1	0	10	3	3	1.000	3	3	1.000	0	0	.000	0	0	0	1	1	0	2	1	0	9	9.0
GIBSON	0	0	91	15	36	.417	0	2	.000	8	12	.667	11	11	22	1	12	0	3	2	3	38	7.6
MOHAMMED	5	0	34	7	16	.438	0	0	.000	0	0	.000	4	5	9	0	6	0	2	1	2	14	2.8
THOMAS	2	0	5	1	2	.500	0	0	.000	1	5	.200	4	0	4	0	0	0	0	0	0	3	1.5
TEAGUE	4	0	49	1	7	.143	0	2	.000	0	0	.000	0	3	3	8	7	0	0	2	0	2	0.5
COOK	3	0	27	0	7	.000	0	6	.000	0	0	.000	0	2	2	1	6	0	1	4	0	0	0.0
BULLS	5	-	1200	145	373	.389	33	99	.333	98	131	.748	66	131	197	84	117	2	35	79	15	421	84.2

2013 PLAYOFF STATISTICS

Conference Finals vs. Indiana (4-3)

MIAMI	G	GS	MIN	-FIELD GOALS-			-3-POINT FG-			-FREE THROWS-			-REBOUNDS-			PF	DQ	STL	TO	BLK	PTS	AVG	
				FG	FGA	PCT	FG	FGA	PCT	FT	FTA	PCT	OFF	DEF	TOT								
JAMES	7	7	304	73	143	.510	15	34	.441	42	54	.778	13	38	51	37	18	1	10	20	203	29.0	
WADE	7	7	264	41	94	.436	1	3	.333	25	34	.735	16	20	36	30	19	1	10	19	8	108	15.4
CHALMERS	7	7	190	27	61	.443	6	15	.400	19	21	.905	4	7	11	19	26	0	6	7	0	79	11.3
BOSH	7	7	221	26	69	.377	8	16	.500	17	20	.850	5	25	30	5	20	0	4	7	7	77	11.0
ANDERSEN	6	0	109	16	18	.889	0	0	.000	11	13	.846	10	18	28	0	18	0	3	1	8	43	7.2
ALLEN	7	0	158	16	52	.308	10	29	.345	8	12	.667	5	17	22	5	11	0	4	7	1	50	7.1
HASLEM	7	7	135	21	36	.583	0	0	.000	3	5	.600	11	17	28	3	19	0	6	5	1	45	6.4
COLE	7	0	137	14	32	.438	4	10	.400	3	4	.750	2	10	12	14	10	0	4	6	1	35	5.0
BATTIER	6	0	97	2	16	.125	2	15	.133	8	10	.800	3	6	9	1	13	0	1	2	2	14	2.3
MILLER	5	0	36	3	6	.500	3	6	.500	0	0	.000	0	7	7	2	4	0	4	2	0	9	1.8
LEWIS	3	0	9	1	4	.250	0	1	.000	1	2	.500	0	1	1	1	3	0	0	2	0	3	1.0
ANTHONY	5	0	39	1	6	.167	0	0	.000	0	0	.000	5	4	9	0	8	0	1	0	3	2	0.4
JONES	2	0	6	0	0	.000	0	0	.000	0	0	.000	0	0	0	0	0	0	0	0	0	0	0.0
HEAT	7	-	1705	241	537	.449	49	129	.380	137	175	.783	74	170	244	117	169	2	53	82	41	668	95.4

INDIANA	G	GS	MIN	-FIELD GOALS-			-3-POINT FG-			-FREE THROWS-			-REBOUNDS-			PF	DQ	STL	TO	BLK	PTS	AVG	
				FG	FGA	PCT	FG	FGA	PCT	FT	FTA	PCT	OFF	DEF	TOT								AST
HIBBERT	7	7	277	59	106	.557	0	0	.000	37	46	.804	35	38	73	7	28	1	1	18	7	155	22.1
GEORGE	7	7	281	47	99	.475	15	34	.441	27	35	.771	1	41	42	36	27	1	4	32	2	136	19.4
WEST	7	7	269	44	98	.449	0	0	.000	28	41	.683	22	40	62	12	22	0	4	17	7	116	16.6
HILL	7	7	279	27	70	.386	12	27	.444	25	30	.833	2	19	21	29	22	0	11	14	1	91	13.0
STEPHENSON	7	7	264	24	66	.364	7	23	.304	7	10	.700	7	40	47	23	25	1	10	15	1	62	8.9
T. HANSBROUGH	7	0	71	11	22	.500	0	0	.000	7	14	.500	10	11	21	1	11	0	1	2	0	29	4.1
AUGUSTIN	7	0	99	4	9	.444	2	5	.400	7	8	.875	1	1	2	4	9	0	0	3	0	17	2.4
GREEN	2	0	14	2	6	.333	0	4	.000	0	0	.000	0	2	2	0	4	0	0	1	0	4	2.0
YOUNG	7	0	71	5	11	.455	1	4	.250	3	4	.750	5	9	14	1	9	0	3	4	0	14	2.0
MAHINMI	7	0	59	5	10	.500	0	0	.000	1	4	.250	7	6	13	0	11	0	0	5	5	11	1.6
PENDERGRAPH	2	0	5	1	2	.500	0	0	.000	0	0	.000	0	0	0	0	0	0	0	1	2	1.0	
JOHNSON	5	0	9	1	4	.250	0	1	.000	1	2	.500	0	1	1	1	0	0	0	0	3	0.6	
B. HANSBROUGH	2	0	7	0	1	.000	0	0	.000	0	0	.000	0	1	1	0	1	0	0	0	0	0	0.0
PACERS	7	-	1705	230	504	.456	37	98	.378	143	194	.737	90	209	299	114	169	3	34	121	24	640	91.4

NBA Finals vs. San Antonio (4-3)

MIAMI	-FIELD GOALS-						-3-POINT FG-			-FREE THROWS-			-REBOUNDS-						PF	DQ	STL	TO	BLK	PTS	AVG
	G	GS	MIN	FG	FGA	PCT	FG	FGA	PCT	FT	FTA	PCT	OFF	DEF	TOT	AST									
JAMES	7	7	301	67	150	.447	12	34	.353	31	39	.795	17	59	76	49	10	0	16	18	6	177	25.3		
WADE	7	7	255	60	126	.476	0	0	.000	17	22	.773	9	19	28	32	10	0	13	16	9	137	19.6		
BOSH	7	7	240	36	78	.462	0	0	.000	11	15	.733	20	42	62	15	19	0	13	7	11	83	11.9		
ALLEN	7	0	193	25	46	.543	12	22	.545	12	13	.923	2	14	16	11	18	0	1	9	0	74	10.6		
CHALMERS	7	7	221	26	67	.388	13	32	.406	9	13	.692	1	18	19	15	18	0	5	18	0	74	10.6		
BATTIER	7	0	87	12	27	.444	12	27	.444	3	3	1.000	2	9	11	6	10	0	1	0	2	39	5.6		
MILLER	7	4	152	13	22	.591	11	18	.611	0	0	.000	2	17	19	6	17	0	4	2	2	37	5.3		
ANDERSEN	5	0	71	8	11	.727	0	0	.000	6	10	.600	6	9	15	0	16	0	4	4	3	22	4.4		
COLE	5	0	82	6	22	.273	2	6	.333	1	2	.500	1	4	5	12	9	0	4	5	1	15	3.0		
JONES	3	0	12	2	5	.400	2	3	.667	0	0	.000	0	1	1	0	2	0	0	1	1	6	2.0		
HASLEM	6	3	64	4	9	.444	0	0	.000	1	1	1.000	4	13	17	0	15	0	0	1	1	9	1.5		
LEWIS	3	0	12	2	6	.333	0	0	.000	0	0	.000	1	1	2	2	0	0	0	2	0	4	1.3		
ANTHONY	4	0	15	1	2	.500	0	0	.000	0	0	.000	4	3	7	0	1	0	0	0	0	2	0.5		
HEAT	7	-	1705	262	571	.459	64	148	.432	91	118	.771	69	209	278	148	145	0	61	86	36	679	97.0		

SAN ANTONIO	G	GS	MIN	-FIELD GOALS-			-3-POINT FG-			-FREE THROWS-			-REBOUNDS-			PF	DQ	STL	TO	BLK	PTS	AVG	
				FG	FGA	PCT	FG	FGA	PCT	FT	FTA	PCT	OFF	DEF	TOT								AST
DUNCAN	7	7	254	50	102	.490	0	0	.000	32	39	.821	26	59	85	10	16	0	6	16	10	132	18.9
PARKER	7	7	246	42	102	.412	2	7	.286	24	33	.727	3	10	13	45	7	0	7	15	1	110	15.7
LEONARD	7	7	255	41	80	.513	8	23	.348	12	17	.706	21	57	78	6	16	0	14	7	3	102	14.6
GREEN	7	7	248	32	72	.444	27	49	.551	7	8	.875	6	23	29	5	24	0	7	8	11	98	14.0
GINOBILI	7	3	199	26	60	.433	7	28	.250	22	28	.786	1	14	15	30	23	0	5	22	0	81	11.6
NEAL	7	0	171	24	58	.414	14	30	.467	4	4	1.000	1	16	17	6	10	0	0	8	0	66	9.4
SPLITTER	7	4	107	13	29	.448	0	0	.000	8	10	.800	6	8	14	3	11	0	5	9	3	34	4.9
DIAW	6	0	94	8	16	.500	2	4	.500	6	8	.750	5	10	15	10	8	0	0	5	1	24	4.0
BLAIR	3	0	17	5	11	.455	0	0	.000	1	3	.333	2	6	8	1	1	0	2	0	0	11	3.7
MILLS	2	0	13	2	5	.400	0	3	.000	0	0	.000	0	1	1	0	0	0	0	0	0	4	2.0
BONNER	6	0	36	4	10	.400	1	4	.250	2	2	1.000	0	7	7	1	2	0	1	0	0	11	1.8
JOSEPH	6	0	43	4	9	.444	0	1	.000	3	6	.500	3	3	6	6	0	0	2	5	0	11	1.8
DE COLO	2	0	5	0	0	.000	0	0	.000	0	0	.000	0	1	1	1	0	0	0	0	0	0	0.0
McGRADY	2	0	14	0	3	.000	0	1	.000	0	0	.000	0	4	4	5	0	0	0	0	1	0	0.0
SPURS	7	-	1705	251	557	.451	61	150	.407	121	158	.766	74	219	293	129	118	0	49	102	30	684	97.7

2012 OVERALL PLAYOFF STATISTICS

MIAMI HEAT (16-7, NBA CHAMPIONS)

PLAYER	G	GS	MIN	-FIELD GOALS-			-3-POINT FG-			-FREE THROWS-			-REBOUNDS-			AST	PF	DQ	STL	TO	BLK	PTS	AVG
				FG	FGA	PCT	FG	FGA	PCT	FT	FTA	PCT	OFF	DEF	TOT								
JAMES	23	23	983	251	502	.500	22	85	.259	173	234	.739	54	170	224	129	47	1	43	81	16	697	30.3
WADE	23	23	907	197	426	.462	10	34	.294	121	166	.729	32	88	120	100	65	0	39	68	30	525	22.8
BOSH	14	10	439	73	148	.493	7	13	.538	43	52	.827	36	73	109	8	20	0	6	20	14	196	14.0
CHALMERS	23	23	819	92	208	.442	33	92	.359	43	60	.717	12	72	84	90	69	0	28	42	6	260	11.3
BATTIER	23	16	768	53	140	.379	42	110	.382	13	16	.813	15	59	74	27	69	0	22	16	14	161	7.0
MILLER	23	0	368	40	99	.404	31	75	.413	9	11	.818	9	49	58	17	41	0	9	12	2	120	5.2
HASLEM	22	11	452	40	88	.455	0	0	.000	26	35	.743	37	104	141	13	60	1	5	20	6	106	4.8
ANTHONY	17	1	329	17	29	.586	0	0	.000	20	25	.800	22	33	55	2	41	0	5	8	16	54	3.2
JONES	20	0	173	16	43	.372	9	30	.300	10	10	1.000	5	15	20	2	12	0	3	4	1	51	2.6
TURIAF	12	7	121	10	18	.556	0	0	.000	3	11	.273	11	20	31	1	23	0	1	6	8	23	1.9
COLE	19	0	170	12	37	.324	3	12	.250	7	9	.778	1	9	10	12	24	0	7	5	0	34	1.8
HARRIS	4	0	10	1	2	.500	0	1	.000	3	4	.750	0	3	3	0	0	0	0	0	0	5	1.3
HOWARD	9	0	24	2	7	.286	0	0	.000	3	4	.750	0	1	1	0	0	0	0	0	0	7	0.8
PITTMAN	3	1	8	0	2	.000	0	0	.000	0	0	.000	0	0	0	1	2	0	0	0	1	0	0.0
HEAT	23	-	5570	804	1749	.460	157	452	.347	474	637	.744	234	696	930	402	473	2	168	299	114	2239	97.3
OPPONENTS	23	-	5570	770	1788	.431	127	424	.300	409	535	.764	245	661	906	364	550	8	158	330	88	2076	90.3

DUNKS:

Miami-91 (James-30; Wade-28; Bosh-14; Haslem-7; Turiaf-6; Anthony-3; Chalmers-2; Cole-1)

Opponents-94

CHARGES TAKEN:

Miami-33 (Battier-10; Chalmers-4; Haslem-4; Cole-3; Miller-3; Anthony-2; James-2; Jones-2; Howard-1; Turiaf-1)

Opponents-10

TECHNICAL FOULS:

Miami-12 (Chalmers-3; James-3; Battier-1; Haslem-1; Wade-1; Defensive 3-Seconds-3)

Opponents-34 (Includes eight for Defensive 3-Seconds and one for Delay of Game)

EJECTIONS:

Miami-0

Opponents-0

PLAYER	SINGLE-GAME HIGHS							AVERAGE PER GAME							CAREER HIGHS (C=SET, T=TIED THIS SEASON)						
	MIN	REB	AST	ST	TO	BLK	PTS	MIN	REB	AST	STL	TO	BLK	PTS	FG	FGA	FT	FTA	REB	AST	PTS
JAMES	48	18	13	6	8	3	45	42.7	9.7	5.6	1.87	3.5	0.70	30.3	20	33	18T	24T	19	13T	49
WADE	51	10	8	5	5	3	41	39.4	5.2	4.3	1.70	3.0	1.30	22.8	17C	28	21	25	13	15	46
BOSH	40	15	4	1	4	3	24	31.4	7.8	0.6	0.43	1.4	1.00	14.0	16	26	13	13	15T	9	39
CHALMERS	45	11	9	3	5	1	25	35.6	3.7	3.9	1.22	1.8	0.26	11.3	10C	16C	6	9	11C	9C	25C
BATTIER	46	10	4	3	2	2	17	33.4	3.2	1.2	0.96	0.7	0.61	7.0	7	12	6	6	10C	7	23
MILLER	29	6	4	2	3	1	23	16.0	2.5	0.7	0.39	0.5	0.09	5.2	9	18	5	5	9	5	23C
HASLEM	38	17	3	2	2	1	14	20.5	6.4	0.6	0.23	0.9	0.27	4.8	8	14	9	10	19	4	20
ANTHONY	35	7	1	2	1	4	10	19.4	3.2	0.1	0.29	0.5	0.94	3.2	6	7	6C	6C	11	2	12
JONES	20	4	1	1	1	1	7	8.7	1.0	0.1	0.15	0.2	0.05	2.6	5	10	10	10	9	4	25
TURIAF	18	8	1	1	2	1	5	10.1	2.6	0.1	0.08	0.5	0.67	1.9	4	10	4	6	10	3	12
COLE	18	2	3	2	1	0	8	8.9	0.5	0.6	0.37	0.3	0.00	1.8	3C	6C	4C	5C	2C	3C	8C
HARRIS	3	2	0	0	0	0	3	2.5	0.8	0.0	0.00	0.0	0.00	1.3	1C	1C	3C	4C	2C	0	3C
HOWARD	5	1	0	0	0	0	3	2.7	0.1	0.0	0.00	0.0	0.00	0.8	8	18	7	9	12	3	21
PITTMAN	3	0	1	0	0	1	0	2.7	0.0	0.3	0.00	0.0	0.33	0.0	0	2C	0	0	0	1C	0
HEAT	265	49	28	13	19	11	121	242.2	40.4	17.5	7.30	13.0	4.96	97.3	44	89	38	54	56	28C	121C
OPPONENTS	265	52	22	13	27	9	111	242.2	39.4	15.8	6.87	14.3	3.83	90.3	47	107	33	46	57	33	120

2012 PLAYOFF STATISTICS

First Round vs. New York (4-1)

MIAMI	G	GS	MIN	-FIELD GOALS-			-3-POINT FG-			-FREE THROWS-			-REBOUNDS-			AST	PF	DQ	STL	TO	BLK	PTS	AVG
				FG	FGA	PCT	FG	FGA	PCT	FT	FTA	PCT	OFF	DEF	TOT								
JAMES	5	5	189	43	90	.478	7	20	.350	46	57	.807	5	26	31	28	14	0	11	21	1	139	27.8
WADE	5	5	179	43	85	.506	2	9	.222	17	30	.567	5	12	17	20	14	0	14	12	6	105	21.0
BOSH	5	5	167	25	49	.510	2	3	.667	23	28	.821	10	16	26	6	8	0	2	8	4	75	15.0
CHALMERS	5	5	180	20	47	.426	10	24	.417	9	13	.692	3	17	20	22	13	0	8	10	1	59	11.8
MILLER	5	0	116	11	30	.367	11	28	.393	3	4	.750	3	15	18	8	7	0	2	1	0	36	7.2
BATTIER	5	0	138	9	26	.346	7	22	.318	5	5	1.000	4	12	16	8	15	0	5	3	3	30	6.0
HASLEM	5	5	95	7	18	.389	0	0	.000	5	8	.625	7	25	32	2	15	1	1	3	2	19	3.8
JONES	4	0	20	3	6	.500	1	3	.333	2	2	1.000	1	1	2	0	2	0	0	0	0	9	2.3
ANTHONY	5	0	85	2	4	.500	0	0	.000	4	4	1.000	10	7	17	1	9	0	2	3	1	8	1.6
COLE	3	0	18	2	4	.500	0	0	.000	0	0	.000	0	1	1	0	1	0	1	1	0	4	1.3
HOWARD	1	0	5	0	2	.000	0	0	.000	0	0	.000	0	0	0	0	0	0	0	0	0	0	0.0
TURIAF	1	0	7	0	1	.000	0	0	.000	0	0	.000	1	2	3	0	1	0	0	1	1	0	0.0
HEAT	5	-	1200	165	362	.456	40	109	.367	114	151	.755	49	144	193	95	99	1	46	68	19	484	96.8

NEW YORK	G	GS	MIN	-FIELD GOALS-			-3-POINT FG-			-FREE THROWS-			-REBOUNDS-			AST	PF	DQ	STL	TO	BLK	PTS	AVG
				FG	FGA	PCT	FG	FGA	PCT	FT	FTA	PCT	OFF	DEF	TOT								
ANTHONY	5	5	204	52	124	.419	4	18	.222	31	41	.756	13	28	41	11	21	0	6	14	1	139	27.8
STOUDEMIRE	4	4	139	20	36	.556	0	0	.000	21	28	.750	8	18	26	3	16	1	5	12	1	61	15.3
SMITH	5	0	175	24	76	.316	5	28	.179	8	8	1.000	2	11	13	11	19	0	6	11	1	61	12.2
DAVIS	4	4	97	11	23	.478	4	14	.286	5	5	1.000	0	3	3	13	15	0	0	13	0	31	7.8
FIELDS	5	4	115	15	31	.484	1	5	.200	5	7	.714	4	11	15	7	5	0	3	9	0	36	7.2
CHANDLER	5	5	167	11	25	.440	0	0	.000	9	15	.600	18	27	45	4	18	1	7	15	7	31	6.2
BIBBY	5	1	118	9	23	.391	7	17	.412	2	3	.667	3	18	21	13	7	0	1	4	0	27	5.4
HARRELLSON	4	0	25	4	9	.444	0	1	.000	2	2	1.000	3	5	8	0	6	0	0	2	0	10	2.5
NOVAK	5	1	95	4	9	.444	4	7	.571	0	0	.000	3	12	15	0	7	0	0	3	1	12	2.4
DOUGLAS	1	0	8	1	1	1.000	0	0	.000	0	0	.000	0	0	0	0	1	0	0	0	0	2	2.0
JORDAN	1	0	4	1	2	.500	0	0	.000	0	0	.000	2	0	2	0	0	0	0	0	0	2	2.0
JEFFRIES	5	0	34	1	6	.167	0	0	.000	0	0	.000	6	6	12	0	5	0	1	1	0	2	0.4
SHUMPERT	1	1	19	0	2	.000	0	1	.000	0	0	.000	0	1	1	0	2	0	1	1	0	0	0.0
KNICKS	5	-	1200	153	367	.417	25	91	.275	83	109	.761	62	140	202	63	121	2	30	92	11	414	82.8

Conference Semifinals vs. Indiana (4-2)

MIAMI	G	GS	MIN	-FIELD GOALS-			-3-POINT FG-			-FREE THROWS-			-REBOUNDS-			AST	PF	DQ	STL	TO	BLK	PTS	AVG
				FG	FGA	PCT	FG	FGA	PCT	FT	FTA	PCT	OFF	DEF	TOT								
JAMES	6	6	253	70	139	.504	3	18	.167	37	51	.725	21	44	65	37	5	0	16	17	4	180	30.0
WADE	6	6	228	58	123	.472	3	8	.375	38	53	.717	7	26	33	20	15	0	8	19	8	157	26.2
BOSH	1	1	16	6	11	.545	0	0	.000	1	2	.500	2	3	5	0	0	0	0	0	3	13	13.0
CHALMERS	6	6	190	22	50	.440	6	16	.375	15	18	.833	6	23	29	16	24	0	3	10	2	65	10.8
HASLEM	5	2	85	12	23	.522	0	0	.000	6	6	1.000	6	16	22	1	11	0	0	6	0	30	6.0
ANTHONY	6	0	172	12	20	.600	0	0	.000	11	13	.846	8	18	26	0	17	0	3	4	12	35	5.8
BATTIER	6	4	176	7	33	.212	6	22	.273	3	4	.750	6	14	20	4	18	0	6	5	5	23	3.8
MILLER	6	0	120	8	21	.381	6	14	.429	0	0	.000	0	15	15	5	12	0	5	7	1	22	3.7
JONES	5	0	42	5	16	.313	2	10	.200	0	0	.000	1	4	5	1	1	0	0	1	1	12	2.4
TURIAF	6	4	76	6	12	.500	0	0	.000	2	9	.222	8	9	17	1	15	0	1	3	5	14	2.3
COLE	5	0	62	3	9	.333	0	1	.000	4	4	1.000	1	3	4	6	9	0	3	1	0	10	2.0
HARRIS	2	0	6	1	2	.500	0	1	.000	0	0	.000	0	2	2	0	0	0	0	0	0	2	1.0
HOWARD	3	0	9	1	2	.500	0	0	.000	1	2	.500	0	0	0	0	0	0	0	0	0	3	1.0
PITTMAN	2	1	7	0	2	.000	0	0	.000	0	0	.000	0	0	0	0	1	2	0	0	1	0	0.0
HEAT	6	-	1440	211	463	.456	26	90	.289	118	162	.728	66	177	243	92	129	0	45	77	39	566	94.3

INDIANA	G	GS	MIN	-FIELD GOALS-			-3-POINT FG-			-FREE THROWS-			-REBOUNDS-			AST	PF	DQ	STL	TO	BLK	PTS	AVG
				FG	FGA	PCT	FG	FGA	PCT	FT	FTA	PCT	OFF	DEF	TOT								
WEST	6	6	219	34	75	.453	0	0	.000	21	26	.808	11	35	46	12	20	0	2	7	2	89	14.8
GRANGER	6	6	217	29	77	.377	12	33	.364	10	12	.833	6	21	27	18	21	1	4	13	2	80	13.3
HILL	6	6	187	26	58	.448	9	26	.346	16	19	.842	2	8	10	20	15	0	8	16	2	77	12.8
HIBBERT	6	6	194	29	61	.475	1	1	1.000	15	22	.682	23	46	69	6	21	0	1	11	15	74	12.3
GEORGE	6	6	200	19	52	.365	9	24	.375	13	17	.765	7	31	38	15	18	1	13	11	4	60	10.0
COLLISON	6	0	111	17	35	.486	1	4	.250	17	20	.850	1	4	5	10	6	0	6	10	0	52	8.7
BARBOSA	6	0	107	14	44	.318	0	9	.000	3	6	.500	5	7	12	7	16	0	3	8	0	31	5.2
HANSBROUGH	6	0	78	9	26	.346	0	0	.000	11	14	.786	7	9	16	4	9	0	1	6	1	29	4.8
JONES	6	0	54	4	17	.235	2	9	.222	7	7	1.000	4	3	7	3	11	0	0	3	0	17	2.8
AMUNDSON	6	0	57	6	13	.462	0	0	.000	1	4	.250	3	15	18	1	7	0	1	3	3	13	2.2
PENDERGRAPH	2	0	6	1	1	1.000	0	0	.000	0	0	.000	0	1	1	0	1	0	0	0	0	2	1.0
PRICE	2	0	4	1	1	1.000	0	0	.000	0	0	.000	1	0	1	1	0	0	0	0	0	2	1.0
STEPHENSON	2	0	7	0	5	.000	0	0	.000	1	2	.500	0	0	0	1	2	0	0	2	0	1	0.5
PACERS	6	-	1440	189	465	.406	34	106	.321	115	149	.772	70	180	250	98	147	2	39	96	29	527	87.8

2012 PLAYOFF STATISTICS

Conference Finals vs. Boston (4-3)

MIAMI				-FIELD GOALS-			-3-POINT FG-			-FREE THROWS-			-REBOUNDS-			PF	DQ	STL	TO	BLK	PTS	AVG	
	G	GS	MIN	FG	FGA	PCT	FG	FGA	PCT	FT	FTA	PCT	OFF	DEF	TOT								AST
JAMES	7	7	321	87	165	.527	9	31	.290	52	80	.650	13	64	77	27	18	1	8	24	9	235	33.6
WADE	7	7	297	56	126	.444	3	12	.250	35	43	.814	14	26	40	34	21	0	10	23	10	150	21.4
CHALMERS	7	7	267	31	68	.456	9	29	.310	13	22	.591	2	20	22	32	18	0	8	12	1	84	12.0
BOSH	3	0	74	14	26	.538	3	5	.600	4	5	.800	9	12	21	1	3	0	1	4	4	35	11.7
BATTIER	7	7	267	18	50	.360	14	40	.350	0	0	.000	3	18	21	13	19	0	7	7	6	50	7.1
HASLEM	7	3	191	17	37	.459	0	0	.000	10	15	.667	16	49	65	8	23	0	4	6	2	44	6.3
MILLER	7	0	88	12	32	.375	7	22	.318	0	1	.000	5	11	16	2	13	0	1	4	0	31	4.4
JONES	7	0	68	5	15	.333	4	12	.333	5	5	1.000	2	5	7	1	4	0	2	2	0	19	2.7
TURIAF	4	3	35	4	5	.800	0	0	.000	1	2	.500	2	8	10	0	7	0	0	2	2	9	2.3
ANTHONY	5	1	69	3	5	.600	0	0	.000	5	8	.625	4	8	12	1	15	0	0	1	3	11	2.2
COLE	7	0	46	2	9	.222	0	4	.000	3	5	.600	0	1	1	6	6	0	3	2	0	7	1.0
HOWARD	4	0	6	1	2	.500	0	0	.000	2	2	1.000	0	1	1	0	0	0	0	0	0	4	1.0
HARRIS	1	0	1	0	0	.000	0	0	.000	0	0	.000	0	0	0	0	0	0	0	0	0	0	0.0
PITTMAN	1	0	1	0	0	.000	0	0	.000	0	0	.000	0	0	0	0	0	0	0	0	0	0	0.0
HEAT	7	-	1730	250	540	.463	49	155	.316	130	188	.691	70	223	293	125	147	1	44	90	37	679	97.0

BOSTON				-FIELD GOALS-			-3-POINT FG-			-FREE THROWS-			-REBOUNDS-			PF	DQ	STL	TO	BLK	PTS	AVG	
	G	GS	MIN	FG	FGA	PCT	FG	FGA	PCT	FT	FTA	PCT	OFF	DEF	TOT								AST
RONDO	7	7	316	61	125	.488	3	10	.300	21	30	.700	12	36	48	79	19	0	13	27	0	146	20.9
GARNETT	7	7	255	56	116	.483	0	2	.000	22	27	.815	16	50	66	9	24	0	5	16	10	134	19.1
PIERCE	7	7	280	45	131	.344	10	38	.263	26	31	.839	6	25	31	16	29	2	10	17	5	126	18.0
ALLEN	7	7	281	26	69	.377	14	40	.350	17	22	.773	3	27	30	5	17	0	8	7	2	83	11.9
BASS	7	7	216	25	50	.500	0	0	.000	19	22	.864	12	27	39	6	21	0	8	5	2	69	9.9
DOOLING	7	0	93	9	17	.529	6	12	.500	1	2	.500	1	5	6	3	13	1	2	2	1	25	3.6
PIETRUS	7	0	159	7	23	.304	3	17	.176	4	10	.400	7	12	19	0	24	1	5	4	2	21	3.0
DANIELS	7	0	45	8	12	.667	0	2	.000	4	6	.667	1	5	6	1	7	0	1	0	0	20	2.9
STIEMSMAN	7	0	36	4	4	1.000	0	0	.000	4	6	.667	3	9	12	1	8	0	1	1	0	12	1.7
HOLLINS	5	0	28	3	3	1.000	0	0	.000	0	0	.000	2	1	3	2	6	0	0	1	1	6	1.2
MOORE	5	0	7	1	2	.500	0	0	.000	1	2	.500	0	1	1	2	0	0	0	0	0	3	0.6
PAVLOVIC	5	0	10	0	2	.000	0	1	.000	0	0	.000	1	1	2	0	1	0	0	0	0	0	0.0
WILLIAMS	2	0	6	0	0	.000	0	0	.000	0	0	.000	0	1	1	0	1	0	0	1	0	0	0.0
CELTICS	7	-	1730	245	554	.442	36	122	.295	119	158	.753	64	200	264	124	170	4	53	83	23	645	92.1

NBA Finals vs. Oklahoma City (4-1)

MIAMI				-FIELD GOALS-			-3-POINT FG-			-FREE THROWS-			-REBOUNDS-			PF	DQ	STL	TO	BLK	PTS	AVG	
	G	GS	MIN	FG	FGA	PCT	FG	FGA	PCT	FT	FTA	PCT	OFF	DEF	TOT								AST
JAMES	5	5	220	51	108	.472	3	16	.188	38	46	.826	15	36	51	37	10	0	8	19	2	143	28.6
WADE	5	5	203	40	92	.435	2	5	.400	31	40	.775	6	24	30	26	15	0	7	14	6	113	22.6
BOSH	5	4	183	28	62	.452	2	5	.400	15	17	.882	15	32	47	1	9	0	3	5	6	73	14.6
BATTIER	5	5	187	19	31	.613	15	26	.577	5	7	.714	2	15	17	2	17	0	4	1	0	58	11.6
CHALMERS	5	5	183	19	43	.442	8	23	.348	6	7	.857	1	12	13	20	14	0	9	10	2	52	10.4
MILLER	5	0	44	9	16	.563	7	11	.636	6	6	1.000	1	8	9	2	9	0	1	0	1	31	6.2
COLE	4	0	44	5	15	.333	3	7	.429	0	0	.000	0	4	4	0	8	0	0	1	0	13	3.3
HARRIS	1	0	3	0	0	.000	0	0	.000	3	4	.750	0	1	1	0	0	0	0	0	0	3	3.0
JONES	4	0	43	3	6	.500	2	5	.400	3	3	1.000	1	5	6	0	5	0	1	2	0	11	2.8
HASLEM	5	1	81	4	10	.400	0	0	.000	5	6	.833	8	14	22	2	11	0	0	5	2	13	2.6
ANTHONY	1	0	2	0	0	.000	0	0	.000	0	0	.000	0	0	0	0	0	0	0	0	0	0	0.0
HOWARD	1	0	3	0	1	.000	0	0	.000	0	0	.000	0	0	0	0	0	0	0	0	0	0	0.0
TURIAF	1	0	3	0	0	.000	0	0	.000	0	0	.000	0	1	1	0	0	0	0	0	0	0	0.0
HEAT	5	-	1200	178	384	.464	42	98	.429	112	136	.824	49	152	201	90	98	0	33	64	19	510	102.0

OKLAHOMA CITY				-FIELD GOALS-			-3-POINT FG-			-FREE THROWS-			-REBOUNDS-			PF	DQ	STL	TO	BLK	PTS	AVG	
	G	GS	MIN	FG	FGA	PCT	FG	FGA	PCT	FT	FTA	PCT	OFF	DEF	TOT								AST
DURANT	5	5	213	57	104	.548	13	33	.394	26	31	.839	6	24	30	11	20	0	7	19	5	153	30.6
WESTBROOK	5	5	211	52	120	.433	3	22	.136	28	34	.824	4	28	32	33	12	0	5	11	2	135	27.0
HARDEN	5	0	164	18	48	.375	7	22	.318	19	24	.792	4	20	24	18	18	0	6	12	0	62	12.4
IBAKA	5	5	132	14	33	.424	0	0	.000	7	11	.636	8	18	26	4	12	0	2	1	10	35	7.0
IVEY	1	0	3	2	2	1.000	2	2	1.000	0	0	.000	0	0	0	0	0	0	0	0	0	6	6.0
FISHER	5	0	128	11	26	.423	5	14	.357	1	1	1.000	1	7	8	4	10	0	5	0	0	28	5.6
PERKINS	5	5	116	9	21	.429	0	0	.000	6	8	.750	12	22	34	0	13	0	1	6	3	24	4.8
SEFOLOSHA	5	5	130	8	27	.296	2	11	.182	5	6	.833	3	7	10	5	11	0	7	4	4	23	4.6
COLLISON	5	0	83	9	15	.600	0	0	.000	0	2	.000	11	12	23	3	14	0	3	2	1	18	3.6
ALDRICH	1	0	5	1	1	1.000	0	0	.000	0	0	.000	0	1	1	0	0	0	0	0	0	2	2.0
HAYWARD	1	0	5	1	2	.500	0	0	.000	0	0	.000	0	2	2	0	1	0	0	0	0	2	2.0
COOK	3	0	11	1	3	.333	0	1	.000	0	2	.000	0	0	0	1	1	0	0	0	0	2	0.7
THUNDER	5	-	1200	183	402	.455	32	105	.305	92	119	.773	49	141	190	79	112	0	36	59	25	490	98.0

2011 OVERALL PLAYOFF STATISTICS

MIAMI HEAT (14-7, EASTERN CONFERENCE CHAMPIONS)

PLAYER	G	GS	MIN	-FIELD GOALS-			-3-POINT FG-			-FREE THROWS-			-REBOUNDS-			PF	DQ	STL	TO	BLK	PTS	AVG	
				FG	FGA	PCT	FG	FGA	PCT	FT	FTA	PCT	OFF	DEF	TOT								AST
WADE	21	21	828	181	373	.485	14	52	.269	139	179	.777	43	107	150	92	53	0	34	64	28	515	24.5
JAMES	21	21	922	174	373	.466	30	85	.353	119	156	.763	34	142	176	123	56	0	35	66	25	497	23.7
BOSH	21	21	834	138	291	.474	0	4	.000	114	140	.814	47	131	178	23	48	0	14	40	19	390	18.6
CHALMERS	21	1	511	54	124	.435	32	84	.381	23	32	.719	4	36	40	44	48	0	27	28	1	163	7.8
JONES	12	0	272	24	51	.471	17	37	.459	13	13	1.000	3	27	30	2	24	0	6	4	2	78	6.5
HASLEM	12	0	290	27	68	.397	0	0	.000	9	10	.900	13	41	54	9	31	0	6	11	4	63	5.3
BIBBY	20	20	415	27	96	.281	17	66	.258	2	4	.500	5	31	36	23	30	0	11	17	6	73	3.7
ILGAUSKAS	9	8	104	14	30	.467	0	0	.000	4	6	.667	15	17	32	3	16	0	0	9	3	32	3.6
ANTHONY	21	13	575	18	49	.367	0	0	.000	22	31	.710	35	62	97	10	54	0	8	13	38	58	2.8
MILLER	18	0	215	18	53	.340	11	37	.297	0	0	.000	9	40	49	13	26	0	7	8	1	47	2.6
HOUSE	7	0	48	4	17	.235	3	10	.300	0	0	.000	1	4	5	1	6	0	4	4	0	11	1.6
HOWARD	11	0	60	4	9	.444	0	0	.000	9	13	.692	3	7	10	1	8	0	0	2	0	17	1.5
MAGLOIRE	3	0	18	2	5	.400	0	0	.000	0	0	.000	1	4	5	2	4	0	1	1	0	4	1.3
HEAT	21	-	5090	685	1539	.445	124	375	.331	454	584	.777	213	649	862	346	404	0	153	291	127	1948	92.8
OPPONENTS	21	-	5090	695	1623	.428	153	389	.393	349	458	.762	212	605	817	395	451	2	148	273	88	1892	90.1

DUMKS:

Miami-86 (James-28; Wade-28; Bosh-18; Haslem-5; Anthony-4; Ilgauskas-1; Magloire-1; Miller-1)

Opponents-66

CHARGES TAKEN:

Miami-20 (Haslem-6; James-4; Anthony-3; Miller-2; Wade-2; Bosh-1; Ilgauskas-1; Jones-1)

Opponents-12

TECHNICAL FOULS:

Miami-15 (Wade-3; Haslem-2; Jones-2; Bosh-1; Chalmers-1; Miller-1; Spoelstra-1; Defensive 3-Seconds-4)

Opponents-17 (Includes six for Defensive 3-Seconds)

EJECTIONS:

Miami-0

Opponents-1 (Pierce)

PLAYER	SINGLE-GAME HIGHS							AVERAGE PER GAME							CAREER HIGHS (C=SET, T=TIED THIS SEASON)						
	MIN	REB	AST	ST	TO	BLK	PTS	MIN	REB	AST	STL	TO	BLK	PTS	FG	FGA	FT	FTA	REB	AST	PTS
WADE	45	11	8	4	9	5	38	39.4	7.1	4.4	1.62	3.0	1.33	24.5	16	28	21	25	13	15	46
JAMES	50	15	10	4	6	5	35	43.9	8.4	5.9	1.67	3.1	1.19	23.7	20	33	18	24	19	13	49
BOSH	45	12	4	3	4	4	34	39.7	8.5	1.1	0.67	1.9	0.90	18.6	16	26	13	13	15	9	39
CHALMERS	39	4	7	4	3	1	20	24.3	1.9	2.1	1.29	1.3	0.05	7.8	7C	14C	6C	9C	5	8	20T
JONES	30	6	1	2	2	1	25	22.7	2.5	0.2	0.50	0.3	0.17	6.5	5C	10	10C	10C	9	4	25C
HASLEM	34	9	2	1	3	1	13	24.2	4.5	0.8	0.50	0.9	0.33	5.3	8	14	9	10	19	4	20
BIBBY	35	4	4	4	3	2	14	20.8	1.8	1.2	0.55	0.9	0.30	3.7	14	25	10	12	8	12	36
ILGAUSKAS	18	8	2	0	3	1	10	11.6	3.6	0.3	0.00	1.0	0.33	3.6	10	18	8	10	19	6	25
ANTHONY	39	11	2	2	2	5	12	27.4	4.6	0.5	0.38	0.6	1.81	2.8	6C	7C	4C	4C	11C	2C	12C
MILLER	26	9	3	2	1	1	12	11.9	2.7	0.7	0.39	0.4	0.06	2.6	9	18	5	5	9C	5	22
HOUSE	21	3	1	1	2	0	9	6.9	0.7	0.1	0.57	0.6	0.00	1.6	11	18	5	6	4	5	31
HOWARD	19	3	1	0	1	0	6	5.5	0.9	0.1	0.00	0.2	0.00	1.5	8	18	7	9	12	3	21
MAGLOIRE	10	2	1	1	1	0	2	6.0	1.7	0.7	0.33	0.3	0.00	1.3	6	14	11	13	12	2	19
HEAT	265	52	25	15	18	10	103	242.4	41.0	16.5	7.29	13.9	6.05	92.8	44	89	38	54	56	27	116
OPPONENTS	265	49	27	11	22	8	112	242.4	38.9	18.8	7.05	13.0	4.19	90.1	47	107	33	46	57	33	120

2011 PLAYOFF STATISTICS

First Round vs. Philadelphia (4-1)

MIAMI	G	GS	MIN	-FIELD GOALS-			-3-POINT FG-			-FREE THROWS-			-REBOUNDS-			AST	PF	DQ	STL	TO	BLK	PTS	AVG
				FG	FGA	PCT	FG	FGA	PCT	FT	FTA	PCT	OFF	DEF	TOT								
JAMES	5	5	211	38	81	.469	4	16	.250	41	50	.820	11	42	53	31	9	0	4	7	4	121	24.2
WADE	5	5	190	39	89	.438	2	10	.200	31	37	.838	14	28	42	26	9	0	7	14	10	111	22.2
BOSH	5	5	199	37	77	.481	0	2	.000	25	32	.781	13	32	45	4	10	0	5	9	6	99	19.8
JONES	5	0	122	14	29	.483	8	19	.421	2	2	1.000	3	19	22	2	8	0	2	3	1	38	7.6
CHALMERS	5	0	123	13	35	.371	10	27	.370	1	2	.500	0	9	9	11	14	0	7	4	0	37	7.4
ILGAUSKAS	5	5	67	11	20	.550	0	0	.000	4	6	.667	13	10	23	1	8	0	0	3	2	26	5.2
ANTHONY	5	0	155	3	14	.214	0	0	.000	11	14	.786	10	16	26	1	9	0	1	4	7	17	3.4
BIBBY	5	5	99	6	28	.214	4	19	.211	0	0	.000	2	10	12	4	4	0	0	6	1	16	3.2
HOWARD	3	0	7	1	1	1.000	0	0	.000	1	1	1.000	0	1	1	0	0	0	0	0	0	3	1.0
HOUSE	3	0	18	1	6	.167	0	2	.000	0	0	.000	1	0	1	0	2	0	1	2	0	2	0.7
MAGLOIRE	1	0	3	0	0	.000	0	0	.000	0	0	.000	0	1	1	1	0	0	0	0	0	0	0.0
MILLER	2	0	6	0	3	.000	0	2	.000	0	0	.000	0	1	1	0	1	0	0	1	0	0	0.0
HEAT	5	-	1200	163	383	.426	28	97	.289	116	144	.806	67	169	236	81	74	0	27	57	31	470	94.0

PHILADELPHIA	G	GS	MIN	-FIELD GOALS-			-3-POINT FG-			-FREE THROWS-			-REBOUNDS-			AST	PF	DQ	STL	TO	BLK	PTS	AVG
				FG	FGA	PCT	FG	FGA	PCT	FT	FTA	PCT	OFF	DEF	TOT								
BRAND	5	5	185	34	62	.548	0	0	.000	10	13	.769	12	30	42	3	21	1	2	4	6	78	15.6
HOLIDAY	5	5	188	24	58	.414	11	21	.524	12	15	.800	3	16	19	28	10	0	10	11	2	71	14.2
IGUODALA	5	5	182	22	52	.423	3	14	.214	10	14	.714	7	28	35	34	16	0	5	14	2	57	11.4
YOUNG	5	0	127	25	60	.417	0	1	.000	7	12	.583	17	12	29	4	13	0	4	7	1	57	11.4
WILLIAMS	5	0	130	17	52	.327	6	20	.300	14	19	.737	0	8	8	15	6	0	5	4	0	54	10.8
TURNER	5	0	97	17	38	.447	4	5	.800	2	2	1.000	4	19	23	4	9	0	3	0	1	40	8.0
MEEKS	5	5	125	13	31	.419	8	18	.444	5	6	.833	2	8	10	4	6	0	3	2	0	39	7.8
HAWES	5	5	98	12	33	.364	0	1	.000	2	4	.500	5	14	19	9	11	0	0	2	2	26	5.2
SPEIGHTS	2	0	21	2	12	.167	0	0	.000	0	0	.000	1	5	6	1	4	0	0	0	1	4	2.0
BATTIE	5	0	38	3	7	.429	0	0	.000	1	2	.500	2	8	10	0	5	0	0	1	3	7	1.4
NOCIONI	1	0	10	0	3	.000	0	2	.000	0	0	.000	0	2	2	0	1	0	0	1	0	0	0.0
76ERS	5	-	1200	169	408	.414	32	82	.390	63	87	.724	53	150	203	102	102	1	32	53	18	433	86.6

Conference Semifinals vs. Boston (4-1)

MIAMI	G	GS	MIN	-FIELD GOALS-			-3-POINT FG-			-FREE THROWS-			-REBOUNDS-			AST	PF	DQ	STL	TO	BLK	PTS	AVG
				FG	FGA	PCT	FG	FGA	PCT	FT	FTA	PCT	OFF	DEF	TOT								
WADE	5	5	205	51	97	.526	4	14	.286	45	58	.776	9	25	34	24	17	0	10	15	3	151	30.2
JAMES	5	5	223	51	108	.472	10	23	.435	28	42	.667	10	31	41	18	12	0	9	17	9	140	28.0
BOSH	5	5	192	21	52	.404	0	0	.000	22	28	.786	14	37	51	7	11	0	5	8	5	64	12.8
JONES	5	0	124	9	20	.450	8	17	.471	10	10	1.000	0	7	7	0	13	0	4	1	1	36	7.2
CHALMERS	5	0	125	11	26	.423	4	15	.267	1	1	1.000	2	10	12	10	11	0	6	7	0	27	5.4
ANTHONY	5	2	157	9	15	.600	0	0	.000	7	8	.875	8	23	31	3	14	0	1	5	9	25	5.0
HOWARD	1	0	19	0	2	.000	0	0	.000	5	6	.833	0	3	3	0	3	0	0	1	0	5	5.0
BIBBY	5	5	106	7	24	.292	4	15	.267	0	0	.000	1	7	8	6	9	0	3	3	3	18	3.6
ILGAUSKAS	4	3	36	3	10	.300	0	0	.000	0	0	.000	2	7	9	2	8	0	0	6	1	6	1.5
MILLER	5	0	30	2	8	.250	1	6	.167	0	0	.000	1	5	6	5	2	0	0	2	0	5	1.0
HASLEM	1	0	3	0	1	.000	0	0	.000	0	0	.000	0	0	0	0	2	0	0	1	0	0	0.0
HOUSE	1	0	3	0	1	.000	0	0	.000	0	0	.000	0	0	0	0	0	0	1	0	0	0	0.0
HEAT	5	-	1225	164	364	.451	31	90	.344	118	153	.771	47	155	202	75	102	0	39	73	31	477	95.4

BOSTON	G	GS	MIN	-FIELD GOALS-			-3-POINT FG-			-FREE THROWS-			-REBOUNDS-			AST	PF	DQ	STL	TO	BLK	PTS	AVG
				FG	FGA	PCT	FG	FGA	PCT	FT	FTA	PCT	OFF	DEF	TOT								
PIERCE	5	5	188	35	77	.455	11	27	.407	17	20	.850	4	24	28	15	16	0	4	14	2	98	19.6
ALLEN	5	5	202	26	55	.473	15	30	.500	15	16	.938	3	13	16	13	14	0	5	5	0	82	16.4
GARNETT	5	5	192	31	72	.431	0	1	.000	10	16	.625	6	47	53	9	20	0	9	7	6	72	14.4
WEST	5	0	116	19	36	.528	7	15	.467	6	8	.750	3	6	9	7	10	0	4	10	0	51	10.2
RONDO	5	5	178	20	45	.444	0	1	.000	10	12	.833	2	18	20	38	12	0	6	18	0	50	10.0
GREEN	5	0	106	14	26	.538	6	10	.600	8	11	.727	2	8	10	2	6	0	4	8	2	42	8.4
J. O'NEAL	5	5	106	10	25	.400	0	0	.000	10	11	.909	9	13	22	4	16	0	1	3	6	30	6.0
DAVIS	5	0	92	7	22	.318	0	0	.000	6	7	.857	4	8	12	4	10	0	1	4	0	20	4.0
KRSTIC	3	0	33	3	5	.600	0	0	.000	2	3	.667	1	3	4	0	5	0	0	0	2	8	2.7
S. O'NEAL	2	0	12	1	2	.500	0	0	.000	0	2	.000	0	0	0	1	4	0	1	0	0	2	1.0
WAVER	2	0	2	0	0	.000	0	0	.000	0	0	.000	0	0	0	0	0	0	0	0	0	0	0.0
CELTICS	5	-	1225	166	365	.455	39	84	.464	84	106	.792	34	140	174	93	113	0	35	74	18	455	91.0

2011 PLAYOFF STATISTICS

Conference Finals vs. Chicago (4-1)

MIAMI	G	GS	MIN	-FIELD GOALS-			-3-POINT FG-			-FREE THROWS-			-REBOUNDS-			AST	PF	DQ	STL	TO	BLK	PTS	AVG
				FG	FGA	PCT	FG	FGA	PCT	FT	FTA	PCT	OFF	DEF	TOT								
JAMES	5	5	226	42	94	.447	7	18	.389	38	44	.864	7	32	39	33	15	0	12	18	9	129	25.8
BOSH	5	5	207	42	70	.600	0	1	.000	32	35	.914	5	33	38	6	12	0	3	10	5	116	23.2
WADE	5	5	198	32	79	.405	1	5	.200	29	35	.829	5	27	32	11	13	0	8	20	6	94	18.8
CHALMERS	5	0	90	10	16	.625	4	7	.571	4	6	.667	0	3	3	2	10	0	4	7	1	28	5.6
HASLEM	5	0	111	9	27	.333	0	0	.000	5	5	1.000	6	17	23	5	10	0	3	5	1	23	4.6
MILLER	5	0	85	9	19	.474	3	11	.273	0	0	.000	5	20	25	3	8	0	2	1	0	21	4.2
BIBBY	5	5	122	7	24	.292	4	15	.267	2	4	.500	1	8	9	8	8	0	1	5	1	20	4.0
JONES	2	0	26	1	2	.500	1	1	1.000	1	1	1.000	0	1	1	0	3	0	0	0	0	4	2.0
MAGLOIRE	2	0	15	2	5	.400	0	0	.000	0	0	.000	1	3	4	1	4	0	1	1	0	4	2.0
ANTHONY	5	5	139	2	6	.333	0	0	.000	4	9	.444	5	14	19	4	17	0	5	3	15	8	1.6
HOUSE	1	0	2	0	1	.000	0	0	.000	0	0	.000	0	0	0	0	0	0	0	1	0	0	0.0
HOWARD	2	0	4	0	1	.000	0	0	.000	0	0	.000	0	0	0	0	0	0	0	0	0	0	0.0
HEAT	5	-	1225	156	344	.453	20	58	.345	115	139	.827	35	158	193	73	100	0	39	74	38	447	89.4

CHICAGO	G	GS	MIN	-FIELD GOALS-			-3-POINT FG-			-FREE THROWS-			-REBOUNDS-			AST	PF	DQ	STL	TO	BLK	PTS	AVG
				FG	FGA	PCT	FG	FGA	PCT	FT	FTA	PCT	OFF	DEF	TOT								
ROSE	5	5	209	42	120	.350	7	30	.233	26	32	.813	9	11	20	33	13	0	5	19	1	117	23.4
DENG	5	5	212	32	76	.421	11	27	.407	11	12	.917	7	28	35	10	17	0	9	13	3	86	17.2
BOOZER	5	5	167	24	59	.407	0	0	.000	24	31	.774	16	35	51	8	15	0	4	5	4	72	14.4
BREWER	5	0	108	13	23	.565	2	4	.500	8	11	.727	2	10	12	4	6	0	6	0	2	36	7.2
NOAH	5	5	169	13	41	.317	0	0	.000	4	8	.500	21	28	49	17	20	1	7	6	9	30	6.0
GIBSON	5	0	90	13	25	.520	0	0	.000	2	4	.500	9	10	19	3	11	0	1	3	5	28	5.6
BOGANS	5	5	94	8	23	.348	6	20	.300	1	4	.250	0	5	5	4	12	0	2	4	1	23	4.6
THOMAS	1	0	18	2	5	.400	0	0	.000	0	0	.000	4	4	8	1	2	0	0	1	1	4	4.0
KORVER	5	0	74	7	22	.318	4	14	.286	1	1	1.000	0	6	6	2	13	0	1	4	1	19	3.8
WATSON	5	0	38	6	15	.400	1	4	.250	3	4	.750	2	2	4	9	3	0	2	1	0	16	3.2
ASIK	4	0	45	2	5	.400	0	0	.000	1	3	.333	0	5	5	0	6	0	1	3	1	5	1.3
BULLS	5	-	1225	162	414	.391	31	99	.313	81	110	.736	70	144	214	91	118	1	38	65	28	436	87.2

NBA Finals vs. Dallas (2-4)

MIAMI	G	GS	MIN	-FIELD GOALS-			-3-POINT FG-			-FREE THROWS-			-REBOUNDS-			AST	PF	DQ	STL	TO	BLK	PTS	AVG
				FG	FGA	PCT	FG	FGA	PCT	FT	FTA	PCT	OFF	DEF	TOT								
WADE	6	6	234	59	108	.546	7	23	.304	34	49	.694	15	27	42	31	14	0	9	15	9	159	26.5
BOSH	6	6	237	38	92	.413	0	1	.000	35	45	.778	15	29	44	6	15	0	1	13	3	111	18.5
JAMES	6	6	262	43	90	.478	9	28	.321	12	20	.600	6	37	43	41	20	0	10	24	3	107	17.8
CHALMERS	6	1	174	20	47	.426	14	35	.400	17	23	.739	2	14	16	21	13	0	10	10	0	71	11.8
HASLEM	6	0	176	18	40	.450	0	0	.000	4	5	.800	7	24	31	4	19	0	3	5	3	40	6.7
HOUSE	2	0	25	3	9	.333	3	8	.375	0	0	.000	0	4	4	1	4	0	2	1	0	9	4.5
BIBBY	5	5	87	7	20	.350	5	17	.294	0	0	.000	1	6	7	5	9	0	7	3	1	19	3.8
MILLER	6	0	94	7	23	.304	7	18	.389	0	0	.000	3	14	17	5	15	0	5	4	1	21	3.5
HOWARD	5	0	29	3	5	.600	0	0	.000	3	6	.500	3	3	6	1	5	0	0	1	0	9	1.8
ANTHONY	6	6	123	4	14	.286	0	0	.000	0	0	.000	12	9	21	2	14	0	1	1	7	8	1.3
HEAT	6	-	1440	202	448	.451	45	130	.346	105	148	.709	64	167	231	117	128	0	48	87	27	554	92.3

DALLAS	G	GS	MIN	-FIELD GOALS-			-3-POINT FG-			-FREE THROWS-			-REBOUNDS-			AST	PF	DQ	STL	TO	BLK	PTS	AVG
				FG	FGA	PCT	FG	FGA	PCT	FT	FTA	PCT	OFF	DEF	TOT								
NOWITZKI	6	6	242	52	125	.416	7	19	.368	45	46	.978	2	56	58	12	15	0	4	17	4	156	26.0
TERRY	6	0	195	38	77	.494	11	28	.393	21	28	.750	3	9	12	19	10	0	8	8	0	108	18.0
MARION	6	6	215	34	71	.479	0	1	.000	14	17	.824	14	24	38	14	13	0	5	14	4	82	13.7
CHANDLER	6	6	224	19	32	.594	0	0	.000	20	32	.625	24	29	53	4	24	0	7	3	7	58	9.7
BAREA	6	3	128	21	55	.382	6	18	.333	5	7	.714	4	9	13	19	10	0	3	9	0	53	8.8
KIDD	6	6	225	14	36	.389	12	28	.429	6	8	.750	2	25	27	38	6	0	7	21	5	46	7.7
STEVENSON	6	3	103	13	24	.542	13	23	.565	3	4	.750	1	8	9	2	9	0	4	1	1	42	7.0
MAHINMI	3	0	27	3	5	.600	0	0	.000	3	5	.600	3	2	5	0	13	0	1	0	0	9	3.0
HAYWOOD	3	0	25	1	3	.333	0	0	.000	3	6	.500	2	5	7	0	6	0	1	1	3	5	1.7
CARDINAL	5	0	30	2	3	.667	2	3	.667	1	2	.500	0	1	1	1	8	0	1	3	0	7	1.4
STOJAKOVIC	4	0	26	1	5	.200	0	4	.000	0	0	.000	0	3	3	0	4	0	2	2	0	2	0.5
MAVERICKS	6	-	1440	198	436	.454	51	124	.411	121	155	.781	55	171	226	109	118	0	43	81	24	568	94.7

2010 OVERALL PLAYOFF STATISTICS

MIAMI HEAT (1-4)

PLAYER	G	GS	MIN	-FIELD GOALS-			-3-POINT FG-			-FREE THROWS-			-REBOUNDS-			PF	DQ	STL	TO	BLK	PTS	AVG	
				FG	FGA	PCT	FG	FGA	PCT	FT	FTA	PCT	OFF	DEF	TOT								AST
WADE	5	5	210	62	110	.564	15	37	.405	27	40	.675	6	22	28	34	16	0	8	26	8	166	33.2
CHALMERS	5	0	131	18	40	.450	7	20	.350	11	13	.846	1	8	9	13	18	1	3	12	0	54	10.8
BEASLEY	5	5	135	22	49	.449	1	2	.500	7	9	.778	10	19	29	3	10	0	4	13	0	52	10.4
RICHARDSON	5	5	149	18	45	.400	9	22	.409	4	5	.800	1	18	19	8	16	0	8	5	1	49	9.8
HASLEM	5	0	142	13	37	.351	0	0	.000	4	6	.667	9	28	37	4	18	0	1	5	1	30	6.0
ARROYO	5	5	115	12	26	.462	0	1	.000	2	2	1.000	2	7	9	11	9	0	3	3	0	26	5.2
WRIGHT	5	0	112	9	25	.360	2	8	.250	5	5	1.000	2	17	19	9	3	0	2	6	0	25	5.0
O'NEAL	5	5	117	9	44	.205	0	0	.000	3	7	.429	10	18	28	5	13	0	4	7	10	21	4.2
ANTHONY	5	0	79	5	7	.714	0	0	.000	3	4	.750	6	3	9	1	9	0	2	1	5	13	2.6
JONES	1	0	9	0	1	.000	0	1	.000	2	2	1.000	0	0	0	0	1	0	0	1	0	2	2.0
MAGLOIRE	1	0	5	0	2	.000	0	0	.000	0	0	.000	0	1	1	0	1	0	0	1	0	0	0.0
HEAT	5	-	1200	168	386	.435	34	91	.374	68	93	.731	47	141	188	88	114	1	35	89	25	438	87.6
OPPONENTS	5	-	1200	173	365	.474	36	82	.439	97	127	.764	37	161	198	110	94	0	48	78	22	479	95.8

DUNKS:

Miami-25 (Wade-10; Beasley-4; O'Neal-4; Anthony-2; Haslem-2; Richardson-2; Wright-1)

Opponents-12

CHARGES TAKEN:

Miami-6 (Arroyo-1; Chalmers-1; Haslem-1; O'Neal-1; Richardson-1; Wade-1)

Opponents-6

TECHNICAL FOULS:

Miami-6 (Arroyo-1; Haslem-1; Richardson-1; Wade-1; Defensive 3-Seconds-2)

Opponents-8 (Includes two for Defensive 3-Seconds)

EJECTIONS:

Miami-0

Opponents-1 (Garnett)

PLAYER	SINGLE-GAME HIGHS							AVERAGE PER GAME							CAREER HIGHS (C=SET, T=TIED THIS SEASON)						
	MIN	REB	AST	ST	TO	BLK	PTS	MIN	REB	AST	STL	TO	BLK	PTS	FG	FGA	FT	FTA	REB	AST	PTS
WADE	46	8	10	3	7	2	46	42.0	5.6	6.8	1.60	5.2	1.60	33.2	16C	28	21	25	13	15	46C
CHALMERS	33	4	5	1	4	0	20	26.2	1.8	2.6	0.60	2.4	0.00	10.8	6T	13C	5C	6C	5	8	20C
BEASLEY	34	8	2	3	5	0	16	27.0	5.8	0.6	0.80	2.6	0.00	10.4	11	25	7	7	15	3	22
RICHARDSON	39	7	3	3	1	20	29.8	3.8	1.6	1.60	1.0	0.20	9.8	7T	20	4	6	13	4	22	
HASLEM	35	11	2	1	2	1	10	28.4	7.4	0.8	0.20	1.0	0.20	6.0	8	14	9	10	19	4	20
ARROYO	33	4	4	1	1	0	8	23.0	1.8	2.2	0.60	0.6	0.00	5.2	4C	8	5	6	4C	7	8T
WRIGHT	31	5	5	1	2	0	15	22.4	3.8	1.8	0.40	1.2	0.00	5.0	4C	7C	5C	5C	5C	5C	15C
O'NEAL	32	9	2	2	2	5	8	23.4	5.6	1.0	0.80	1.4	2.00	4.2	14	25	14	18	22	6	37
ANTHONY	20	3	1	2	1	2	6	15.8	1.8	0.2	0.40	0.2	1.00	2.6	3T	3T	2T	2T	8	1T	6T
JONES	9	0	0	0	1	0	2	9.0	0.0	0.0	0.00	1.0	0.00	2.0	4	10	8	9	9	4	19
MAGLOIRE	5	1	0	0	1	0	0	5.0	1.0	0.0	0.00	1.0	0.00	0.0	6	14	11	13	12	2	19
HEAT	240	43	20	9	22	7	101	240.0	37.6	17.6	7.00	17.8	5.00	87.6	44	89	38	54	56	27	116
OPPONENTS	240	50	28	11	17	6	106	240.0	39.6	22.0	9.60	15.6	4.40	95.8	47	107	33	46	57	33	120

BOSTON	G	GS	MIN	-FIELD GOALS-			-3-POINT FG-			-FREE THROWS-			-REBOUNDS-			PF	DQ	STL	TO	BLK	PTS	AVG	
				FG	FGA	PCT	FG	FGA	PCT	FT	FTA	PCT	OFF	DEF	TOT								
PIERCE	5	5	193	32	70	.457	11	27	.407	23	30	.767	2	26	28	16	13	0	3	13	4	98	19.6
R. ALLEN	5	5	177	33	63	.524	19	36	.528	12	17	.706	2	11	13	17	18	0	5	9	0	97	19.4
GARNETT	4	4	142	26	45	.578	0	0	.000	11	15	.733	6	29	35	10	10	0	7	8	2	63	15.8
RONDO	5	5	210	28	66	.424	3	6	.500	15	18	.833	9	22	31	51	11	0	12	15	1	74	14.8
DAVIS	5	1	112	12	27	.444	0	1	.000	20	25	.800	3	21	24	4	6	0	6	4	0	44	8.8
T. ALLEN	5	0	83	14	28	.500	0	1	.000	4	5	.800	2	5	7	2	9	0	8	4	3	32	6.4
PERKINS	5	5	137	13	28	.464	0	0	.000	3	6	.500	10	28	38	6	13	0	1	16	11	29	5.8
WALLACE	5	0	66	6	15	.400	0	2	.000	7	9	.778	0	10	10	2	11	0	1	1	1	19	3.8
FINLEY	5	0	44	4	10	.400	2	5	.400	2	2	1.000	0	3	3	2	1	0	3	0	0	12	2.4
ROBINSON	3	0	12	3	7	.429	1	4	.250	0	0	.000	0	1	1	0	1	0	2	2	0	7	2.3
DANIELS	1	0	6	1	2	.500	0	0	.000	0	0	.000	1	1	2	0	0	0	0	0	0	2	2.0
WILLIAMS	1	0	18	1	4	.250	0	0	.000	0	0	.000	2	4	6	0	1	0	0	1	0	2	2.0
CELTICS	5	-	1200	173	365	.474	36	82	.439	97	127	.764	37	161	198	110	94	0	48	78	22	479	95.8

2009 OVERALL PLAYOFF STATISTICS

MIAMI HEAT (3-4)

PLAYER	G	GS	MIN	-FIELD GOALS-			-3-POINT FG-			-FREE THROWS-			-REBOUNDS-			PF	DQ	STL	TO	BLK	PTS	AVG	
				FG	FGA	PCT	FG	FGA	PCT	FT	FTA	PCT	OFF	DEF	TOT								AST
WADE	7	7	285	68	155	.439	18	50	.360	50	58	.862	4	31	35	37	20	0	6	25	11	204	29.1
O'NEAL	6	5	162	28	51	.549	0	0	.000	24	32	.750	7	20	27	9	18	0	3	10	9	80	13.3
BEASLEY	7	0	178	34	88	.386	4	13	.308	13	17	.765	10	41	51	7	14	0	2	11	7	85	12.1
JONES	7	7	235	17	32	.531	11	22	.500	22	24	.917	2	14	16	5	19	1	3	4	1	67	9.6
HASLEM	7	7	204	25	46	.543	0	0	.000	9	10	.900	13	48	61	3	19	0	3	6	3	59	8.4
CHALMERS	7	7	231	20	50	.400	6	21	.286	5	7	.714	6	13	19	31	21	0	20	17	1	51	7.3
COOK	7	0	161	13	42	.310	9	30	.300	2	2	1.000	3	14	17	4	18	0	2	6	0	37	5.3
MOON	3	0	40	5	5	1.000	2	21	.000	0	2	.000	3	6	9	1	5	0	1	2	1	12	4.0
ANTHONY	6	2	88	4	5	.800	0	0	.000	2	2	1.000	9	10	19	2	9	0	0	1	7	10	1.7
QUINN	5	0	24	3	7	.429	0	1	.000	2	2	1.000	0	1	1	5	1	0	2	2	0	8	1.6
DIAWARA	5	0	21	1	3	.333	0	1	.000	0	2	.000	0	5	5	0	2	0	1	0	0	2	0.4
MAGLOIRE	6	0	47	1	3	.333	0	0	.000	0	0	.000	5	6	11	1	9	0	0	3	0	2	0.3
WRIGHT	1	0	3	0	0	.000	0	0	.000	0	0	.000	0	0	0	0	0	0	0	0	0	0	0.0
HEAT	7	-	1680	219	487	.450	50	140	.357	129	158	.816	62	209	271	105	155	1	43	94	40	617	88.1
OPPONENTS	7	-	1680	217	514	.422	43	126	.341	134	179	.749	77	184	261	118	149	1	48	85	25	611	87.3

DUNKS:

Miami-19 (Wade-8; Haslem-5; Anthony-1; Beasley-1; Chalmers-1; Diawara-1; Magloire-1; O'Neal-1)

Opponents-31

CHARGES TAKEN:

Miami-8 (Haslem-2; Jones-2; Magloire-2; Anthony-1; O'Neal-1)

Opponents-2

TECHNICAL FOULS:

Miami-10 (Chalmers-2; Magloire-2; Wade-1; Defensive 3-Seconds-5)

Opponents-11 (Includes two for Defensive 3-Seconds)

EJECTIONS:

Miami-1 (Haslem)

Opponents-0

PLAYER	SINGLE-GAME HIGHS							AVERAGE PER GAME							CAREER HIGHS (C=SET, T=TIED THIS SEASON)						
	MIN	REB	AST	ST	TO	BLK	PTS	MIN	REB	AST	STL	TO	BLK	PTS	FG	FGA	FT	FTA	REB	AST	PTS
WADE	45	7	8	3	8	4	41	40.7	5.0	5.3	0.86	3.6	1.57	29.1	15	28	21	25	13	15	43
O'NEAL	42	10	3	1	3	4	22	27.0	4.5	1.5	0.50	1.7	1.50	13.3	14	25	14	18	22	6	37
BEASLEY	36	15	3	2	3	2	22	25.4	7.3	1.0	0.29	1.6	1.00	12.1	11C	25C	7C	7C	15C	3C	22C
JONES	42	5	4	1	2	1	19	33.6	2.3	0.7	0.43	0.6	0.14	9.6	4T	10	8C	9C	9	4C	19C
HASLEM	39	13	2	1	3	1	14	29.1	8.7	0.4	0.43	0.9	0.43	8.4	8	14	9	10	19	4	20
CHALMERS	42	5	8	5	4	1	15	33.0	2.7	4.4	2.86	2.4	0.14	7.3	6C	10C	2C	3C	5C	8C	15C
COOK	35	4	2	1	2	0	20	23.0	2.4	0.6	0.29	0.9	0.00	5.3	7C	12C	2C	2C	4C	2C	20C
MOON	28	8	1	1	2	1	5	13.3	3.0	0.3	0.33	0.7	0.33	4.0	5	9	1	2C	10	4	11
ANTHONY	35	8	1	0	1	3	6	14.7	3.2	0.3	0.00	0.2	1.17	1.7	3C	3C	2C	2C	8C	1C	6C
QUINN	7	1	2	1	2	0	4	4.8	0.2	1.0	0.40	0.4	0.00	1.6	1C	3C	2C	2C	1C	2C	4C
DIAWARA	7	3	0	1	0	0	2	4.2	1.0	0.0	0.20	0.0	0.00	0.4	1T	3	0	2C	3C	0	2T
MAGLOIRE	13	7	1	0	2	0	2	7.8	1.8	0.2	0.00	0.5	0.00	0.3	6	14	11	13	12	2	19
WRIGHT	3	0	0	0	0	0	0	3.0	0.0	0.0	0.00	0.0	0.00	0.0	0	0	0	0	0	0	0
HEAT	240	48	23	10	19	12	108	240.0	38.7	15.0	6.14	13.4	5.71	88.1	44	89	38	54	56	27	116
OPPONENTS	240	50	23	11	18	5	106	240.0	37.3	16.9	6.86	12.1	3.57	87.3	47	107	33C	46	57	33	120

ATLANTA	G	GS	MIN	-FIELD GOALS-			-3-POINT FG-			-FREE THROWS-			-REBOUNDS-			PF	DQ	STL	TO	BLK	PTS	AVG	
				FG	FGA	PCT	FG	FGA	PCT	FT	FTA	PCT	OFF	DEF	TOT								
JOHNSON	7	7	270	44	106	.415	10	23	.435	22	35	.629	10	21	31	22	17	0	7	21	0	120	17.1
SMITH	7	7	266	41	97	.423	2	14	.143	30	41	.732	17	45	62	16	26	1	11	13	13	114	16.3
BIBBY	7	7	256	35	74	.473	16	30	.533	18	19	.947	3	21	24	31	20	0	7	17	2	104	14.9
MURRAY	7	0	213	28	81	.346	9	31	.290	21	24	.875	5	19	24	19	10	0	7	6	2	86	12.3
HORFORD	6	6	172	20	44	.455	0	0	.000	12	18	.667	8	29	37	12	17	0	3	2	4	52	8.7
PACHULIA	7	0	166	15	35	.429	0	0	.000	23	30	.767	19	31	50	3	25	0	4	8	1	53	7.6
WILLIAMS	3	2	41	7	15	.467	1	4	.250	6	9	.667	2	1	3	2	4	0	2	3	1	21	7.0
EVANS	7	5	179	17	41	.415	5	21	.238	2	3	.667	5	7	12	6	18	0	4	4	2	41	5.9
JONES	6	1	50	6	9	.667	0	0	.000	0	0	.000	7	6	13	2	5	0	1	0	0	12	2.0
GARDNER	2	0	3	1	2	.500	0	1	.000	0	0	.000	0	0	0	0	1	0	0	0	0	2	1.0
HUNTER	2	0	2	1	1	1.000	0	0	.000	0	0	.000	0	1	1	0	0	0	0	0	0	2	1.0
WEST	7	0	34	2	6	.333	0	1	.000	0	0	.000	0	2	2	2	2	0	1	1	0	4	0.6
CLAXTON	1	0	3	0	0	.000	0	0	.000	0	0	.000	0	0	0	0	0	0	0	0	0	0	0.0
LAW	4	0	16	0	2	.000	0	1	.000	0	0	.000	0	0	3	2	0	0	1	0	0	0	0.0
MORRIS	3	0	8	0	1	.000	0	0	.000	0	0	.000	1	1	2	0	2	0	1	1	0	0	0.0
HAWSKS	7	-	1680	217	514	.422	43	126	.341	134	179	.749	77	184	261	118	149	1	48	85	25	611	87.3

2007 OVERALL PLAYOFF STATISTICS

MIAMI HEAT (0-4)

PLAYER				-FIELD GOALS-			-3-POINT FG-			-FREE THROWS-			-REBOUNDS-							PTS	AVG		
	G	GS	MIN	FG	FGA	PCT	FG	FGA	PCT	FT	FTA	PCT	OFF	DEF	TOT	AST	PF	DQ	STL			TO	BLK
WADE	4	4	162	36	84	.429	0	5	.000	22	32	.688	7	12	19	25	13	0	5	23	2	94	23.5
O'NEAL	4	4	121	33	59	.559	0	0	.000	9	27	.333	16	18	34	5	15	1	1	14	6	75	18.8
WALKER	4	0	92	15	37	.405	8	16	.500	9	11	.818	2	7	9	6	11	0	2	4	1	47	11.8
POSEY	4	1	139	10	26	.385	6	19	.316	5	5	1.000	1	30	31	6	18	1	8	5	5	31	7.8
HASLEM	4	4	103	12	25	.480	0	0	.000	6	8	.750	4	17	21	4	14	0	1	2	2	30	7.5
MOURNING	4	0	55	10	11	.909	0	0	.000	5	13	.385	1	7	8	1	6	0	0	1	3	25	6.3
WILLIAMS	4	4	112	7	28	.250	5	17	.294	4	5	.800	0	8	8	14	5	0	5	3	1	23	5.8
KAPONO	4	1	77	8	17	.471	2	4	.500	2	2	1.000	0	5	5	2	9	0	2	1	0	20	5.0
JONES	3	2	66	2	9	.222	1	6	.167	5	6	.833	1	5	6	5	7	0	1	1	1	10	3.3
DOLEAC	1	0	1	0	0	.000	0	0	.000	0	0	.000	0	0	0	0	0	0	0	0	0	0	0.0
PAYTON	2	0	32	0	3	.000	0	1	.000	0	0	.000	0	4	4	3	3	0	0	4	0	0	0.0
WRIGHT	1	0	1	0	0	.000	0	0	.000	0	0	.000	0	0	0	0	0	0	0	0	0	0	0.0
HEAT	4	-	960	133	299	.445	22	68	.324	67	109	.615	32	113	145	71	101	2	25	59	21	355	88.8
OPPONENTS	4	-	960	145	315	.460	28	70	.400	81	100	.810	39	131	170	93	94	0	31	58	17	399	99.8

DUNKS:

Miami-25 (O'Neal-14; Haslem-4; Mourning-3; Wade-3; Walker-1)

Opponents-3

CHARGES TAKEN:

Miami-9 (Posey-3; Haslem-2; Kapono-1; Wade-1; Walker-1; Williams-1)

Opponents-12

TECHNICAL FOULS:

Miami-1 (Posey)

Opponents-1

EJECTIONS:

Miami-0

Opponents-0

PLAYER	SINGLE-GAME HIGHS							AVERAGE PER GAME							CAREER HIGHS (C=SET, T=TIED THIS SEASON)						
	MIN	REB	AST	ST	TO	BLK	PTS	MIN	REB	AST	STL	TO	BLK	PTS	FG	FGA	FT	FTA	REB	AST	PTS
WADE	45	9	10	3	7	1	28	40.5	4.8	6.3	1.25	5.8	0.50	23.5	15	28	21	25	13	15	43
O'NEAL	32	13	3	1	7	2	23	30.3	8.5	1.3	0.25	3.5	1.50	18.8	21	33	18	39	24	9	46
WALKER	30	3	3	2	3	1	20	23.0	2.3	1.5	0.50	1.0	0.25	11.8	11	32	9	13	15	7	30
POSEY	44	18	2	5	3	2	11	34.8	7.8	1.5	2.00	1.3	1.25	7.8	6	13	8	8	18C	3	20
HASLEM	32	10	3	1	1	1	11	25.8	5.3	1.0	0.25	0.5	0.50	7.5	8	14	9	10	19	4	20
MOURNING	16	4	1	0	1	2	14	13.8	2.0	0.3	0.00	0.3	0.75	6.3	13	26	15	18	20	4	34
WILLIAMS	30	4	4	3	1	1	9	28.0	2.0	3.5	1.25	0.8	0.25	5.8	10	16	7	7	8	8	22
KAPONO	33	4	1	1	1	0	11	19.3	1.3	0.5	0.50	0.3	0.00	5.0	5C	8C	2C	2C	4C	1C	11C
JONES	26	3	3	1	1	1	6	22.0	2.0	1.7	0.33	0.3	0.33	3.3	12	21	10	14	11	8	32
DOLEAC	1	0	0	0	0	0	0	1.0	0.0	0.0	0.00	0.0	0.00	0.0	4	9	3	4	7	2	11
PAYTON	18	3	3	0	2	0	0	16.0	2.0	1.5	0.00	2.0	0.00	0.0	12	29	12	16	12	14	35
WRIGHT	1	0	0	0	0	0	0	1.0	0.0	0.0	0.00	0.0	0.00	0.0	0	0	0	0	0	0	0
HEAT	240	49	21	9	21	6	96	240.0	36.3	17.8	6.25	14.8	5.25	88.8	44	89	38	54	56	27	116
OPPONENTS	240	46	28	11	21	6	107	240.0	42.5	23.3	7.75	14.5	4.25	99.8	47	107	32	46	57	33	120

CHICAGO				-FIELD GOALS-			-3-POINT FG-			-FREE THROWS-			-REBOUNDS-										PTS	AVG
	G	GS	MIN	FG	FGA	PCT	FG	FGA	PCT	FT	FTA	PCT	OFF	DEF	TOT	AST	PF	DQ	STL	TO	BLK			
DENG	4	4	165	44	76	.579	0	0	.000	17	20	.850	10	26	36	12	10	0	7	10	3	105	26.3	
GORDON	4	4	170	31	70	.443	10	25	.400	30	35	.857	5	16	21	22	11	0	5	19	1	102	25.5	
NOCIONI	4	0	103	17	45	.378	9	19	.474	5	6	.833	2	20	22	6	13	0	1	4	4	48	12.0	
HINRICH	4	4	120	16	45	.356	5	16	.313	7	7	1.000	2	7	9	21	18	0	5	8	1	44	11.0	
WALLACE	4	4	159	13	24	.542	0	0	.000	11	18	.611	10	29	39	7	11	0	6	3	6	37	9.3	
BROWN	4	4	80	11	22	.500	0	0	.000	4	5	.800	4	14	18	6	11	0	4	3	0	26	6.5	
SEFOLOSHA	4	0	45	7	13	.538	2	3	.667	2	2	1.000	2	7	9	3	7	0	1	4	0	18	4.5	
DUHON	4	0	84	4	12	.333	2	7	.286	3	4	.750	2	10	12	13	7	0	1	2	0	13	3.3	
ALLEN	2	0	11	1	2	.500	0	0	.000	0	0	.000	1	0	1	1	3	0	0	0	0	2	1.0	
THOMAS	4	0	21	1	6	.167	0	0	.000	2	3	.667	1	2	3	2	3	0	1	1	2	4	1.0	
GRIFFIN	1	0	1	0	0	.000	0	0	.000	0	0	.000	0	0	0	0	0	0	0	0	0	0	0.0	
BULLS	4	-	960	145	315	.460	28	70	.400	81	100	.810	39	131	170	93	94	0	31	58	17	399	99.8	

2006 OVERALL PLAYOFF STATISTICS

MIAMI HEAT (16-7, NBA CHAMPIONS)

PLAYER			-FIELD GOALS-			-3-POINT FG-			-FREE THROWS-			-REBOUNDS-				PF	DQ	STL	TO	BLK	PTS	AVG	
	G	GS	MIN	FG	FGA	PCT	FG	FGA	PCT	FT	FTA	PCT	OFF	DEF	TOT								AST
WADE	23	23	959	219	441	.497	14	37	.378	202	250	.808	28	107	135	132	71	1	51	90	26	654	28.4
O'NEAL	23	23	759	178	291	.612	0	0	.000	68	182	.374	75	150	225	39	84	0	11	85	34	424	18.4
WALKER	23	23	862	114	283	.403	48	148	.324	31	54	.574	16	113	129	56	69	1	23	47	8	307	13.3
WILLIAMS	23	23	686	75	185	.405	26	95	.274	38	45	.844	3	43	46	90	42	0	15	36	0	214	9.3
HASLEM	22	22	650	74	150	.493	0	1	.000	41	60	.683	49	113	162	17	79	2	13	31	7	189	8.6
POSEY	22	1	606	49	114	.430	35	83	.422	27	37	.730	15	110	125	20	70	1	17	11	2	160	7.3
PAYTON	23	0	560	49	116	.422	17	58	.293	18	25	.720	6	34	40	36	55	0	23	18	3	133	5.8
MOURNING	21	0	226	26	37	.703	0	0	.000	28	42	.667	17	44	61	3	49	0	5	17	24	80	3.8
D. ANDERSON	8	0	66	6	20	.300	5	14	.357	7	8	.875	0	9	9	5	13	0	2	3	0	24	3.0
DOLEAC	8	0	72	7	13	.538	0	0	.000	2	2	1.000	6	16	22	0	12	0	1	3	0	16	2.0
S. ANDERSON	13	0	90	4	13	.308	1	3	.333	4	6	.667	3	9	12	4	8	0	0	6	1	13	1.0
KAPONO	1	0	2	0	0	.000	0	0	.000	0	0	.000	0	0	0	0	0	0	0	0	0	0	0.0
SIMIEN	2	0	7	0	3	.000	0	0	.000	0	0	.000	1	0	1	0	1	0	0	1	0	0	0.0
HEAT	23	-	5545	801	1666	.481	146	439	.333	466	711	.655	219	748	967	402	553	5	161	357	105	2214	96.3
OPPONENTS	23	-	5545	758	1766	.429	143	441	.324	468	626	.748	229	670	899	403	591	9	150	328	67	2127	92.5

DUNKS:

Miami-124 (O'Neal-66; Wade-32; Haslem-11; Mourning-11; Doleac-3; Walker-1)

Opponents-60

CHARGES TAKEN:

Miami-25 (Posey-11; Haslem-6; O'Neal-4; Williams-2; Doleac-1; Wade-1)

Opponents-35

TECHNICAL FOULS:

Miami-30 (Walker-4; Mourning-3; Haslem-2; Payton-2; Wade-2; S. Anderson-1; O'Neal-1; Defensive 3-Seconds-15)

Opponents-14 (Includes six for Defensive 3-Seconds)

EJECTIONS:

Miami-2 (Haslem-1; Posey-1)

Opponents-0

PLAYER	SINGLE-GAME HIGHS							AVERAGE PER GAME							CAREER HIGHS (C=SET, T=TIED THIS SEASON)						
	MIN	REB	AST	ST	TO	BLK	PTS	MIN	REB	AST	STL	TO	BLK	PTS	FG	FGA	FT	FTA	REB	AST	PTS
WADE	50	13	11	4	9	3	43	41.7	5.9	5.7	2.22	3.9	1.13	28.4	15	28T	21C	25C	13C	15	43C
O'NEAL	47	20	5	2	7	5	30	33.0	9.8	1.7	0.48	3.7	1.48	18.4	21	33	18	39	24	9	46
WALKER	45	11	4	4	6	2	23	37.5	5.6	2.4	1.00	2.0	0.35	13.3	11	32	9	13C	15	7	30
WILLIAMS	37	4	7	2	7	0	22	29.8	2.0	3.9	0.65	1.6	0.00	9.3	10C	16	7C	7C	8	8	22C
HASLEM	42	14	4	3	4	2	20	29.5	7.4	0.8	0.59	1.4	0.32	8.6	8C	14C	9C	10C	19	4T	20C
POSEY	44	11	3	2	3	1	18	27.5	5.7	0.9	0.77	0.5	0.09	7.3	6T	13	8	8	11T	3C	20
PAYTON	35	5	5	3	3	1	14	24.3	1.7	1.6	1.00	0.8	0.13	5.8	12	29	12	16	12	14	35
MOURNING	21	6	1	2	3	5	11	10.8	2.9	0.1	0.24	0.8	1.14	3.8	13	26	15	18	20	4	34
D. ANDERSON	19	5	4	1	2	0	8	8.3	1.1	0.6	0.25	0.4	0.00	3.0	8	16	8	10	5T	6	22
DOLEAC	14	5	0	1	2	0	8	9.0	2.8	0.0	0.13	0.4	0.00	2.0	4	9	3	4	7	2	11
S. ANDERSON	19	5	2	0	2	1	4	6.9	0.9	0.3	0.00	0.5	0.08	1.0	7	15	6	8	11	5	17
KAPONO	2	0	0	0	0	0	0	2.0	0.0	0.0	0.00	0.0	0.00	0.0	0	0	0	0	0	0	0
SIMIEN	5	1	0	0	1	0	0	3.5	0.5	0.0	0.00	0.5	0.00	0.0	0	2C	0	0	1C	0	0
HEAT	265	56	23	11	20	10	115	241.1	42.0	17.5	7.00	15.5	4.57	96.3	44C	89C	38	54	56C	27	116
OPPONENTS	265	50	26	12	20	7	109	241.1	39.1	17.5	6.52	14.3	2.91	92.5	47	107	32C	46C	57	33	120

2006 PLAYOFF STATISTICS

First Round vs. Chicago (4-2)

	G	GS	MIN	-FIELD GOALS-			-3-POINT FG-			-FREE THROWS-			-REBOUNDS-			AST	PF	DQ	STL	TO	BLK	PTS	AVG
				FG	FGA	PCT	FG	FGA	PCT	FT	FTA	PCT	OFF	DEF	TOT								
MIAMI																							
WADE	6	6	246	51	116	.440	3	9	.333	43	48	.896	8	19	27	43	17	1	12	22	8	148	24.7
O'NEAL	6	6	186	51	84	.607	0	0	.000	17	42	.405	22	43	65	12	25	0	2	25	13	119	19.8
WALKER	6	6	236	32	85	.376	13	45	.289	11	24	.458	3	33	36	17	22	1	8	13	4	88	14.7
POSEY	5	1	137	20	41	.488	14	30	.467	5	8	.625	5	26	31	6	18	0	3	2	1	59	11.8
WILLIAMS	6	6	180	18	49	.367	8	28	.286	18	20	.900	2	10	12	23	12	0	5	10	0	62	10.3
HASLEM	5	5	131	15	28	.536	0	0	.000	16	20	.800	16	27	43	2	16	1	1	5	2	46	9.2
PAYTON	6	0	155	16	34	.471	5	17	.294	7	9	.778	2	10	12	8	16	0	7	6	1	44	7.3
D. ANDERSON	4	0	38	5	12	.417	4	9	.444	0	0	.000	0	4	4	4	4	0	2	2	0	14	3.5
DOLEAC	5	0	54	6	11	.545	0	0	.000	2	2	1.000	6	12	18	0	11	0	1	3	0	14	2.8
MOURNING	4	0	36	4	5	.800	0	0	.000	2	2	1.000	2	6	8	0	10	0	0	7	3	10	2.5
S. ANDERSON	4	0	37	1	5	.200	0	1	.000	2	2	1.000	1	2	3	1	5	0	0	0	0	4	1.0
SIMIEN	1	0	3	0	2	.000	0	0	.000	0	0	.000	0	0	0	0	1	0	0	0	0	0	0.0
HEAT	6	-	1440	219	472	.464	47	139	.338	123	177	.695	67	192	259	116	157	3	41	95	32	608	101.3

	G	GS	MIN	-FIELD GOALS-			-3-POINT FG-			-FREE THROWS-			-REBOUNDS-			AST	PF	DQ	STL	TO	BLK	PTS	AVG
				FG	FGA	PCT	FG	FGA	PCT	FT	FTA	PCT	OFF	DEF	TOT								
CHICAGO																							
NOCIONI	6	6	230	47	84	.560	10	21	.476	30	35	.857	5	48	53	9	21	0	5	14	2	134	22.3
GORDON	6	6	245	43	106	.406	15	41	.366	25	37	.676	5	15	20	18	12	0	6	17	0	126	21.0
HINRICH	6	6	234	39	94	.415	9	26	.346	36	42	.857	0	20	20	46	22	1	8	24	2	123	20.5
DENG	6	0	180	24	56	.429	1	5	.200	12	21	.571	8	21	29	3	13	0	5	5	4	61	10.2
SWEETNEY	6	6	120	14	34	.412	0	0	.000	15	19	.789	16	17	33	7	24	1	3	7	6	43	7.2
DUHON	6	0	131	9	25	.360	7	16	.438	5	6	.833	1	15	16	13	13	0	2	5	0	30	5.0
ALLEN	6	6	116	14	30	.467	0	0	.000	0	1	.000	5	13	18	7	16	0	2	10	6	28	4.7
PARGO	5	0	19	5	12	.417	3	5	.600	4	5	.800	1	5	6	3	0	0	0	3	0	17	3.4
SCHENSCHER	3	0	17	2	2	1.000	0	0	.000	3	4	.750	3	4	7	0	2	0	0	1	0	7	2.3
CHANDLER	6	0	104	4	6	.667	0	0	.000	3	10	.300	8	19	27	3	29	1	2	6	2	11	1.8
PIATKOWSKI	6	0	28	3	6	.500	2	5	.400	2	2	1.000	1	4	5	1	1	0	0	1	0	10	1.7
HARRINGTON	3	0	15	0	3	.000	0	0	.000	0	0	.000	0	2	2	0	2	0	1	0	0	0	0.0
BULLS	6	-	1440	204	458	.445	47	119	.395	135	182	.742	53	183	236	110	155	3	34	95	23	590	98.3

Conference Semifinals vs. New Jersey (4-1)

	G	GS	MIN	-FIELD GOALS-			-3-POINT FG-			-FREE THROWS-			-REBOUNDS-			AST	PF	DQ	STL	TO	BLK	PTS	AVG
				FG	FGA	PCT	FG	FGA	PCT	FT	FTA	PCT	OFF	DEF	TOT								
MIAMI																							
WADE	5	5	210	45	92	.489	6	9	.667	42	53	.792	4	26	30	33	16	0	12	18	3	138	27.6
O'NEAL	5	5	155	38	67	.567	0	0	.000	17	44	.386	15	21	36	8	18	0	3	15	2	93	18.6
WALKER	5	5	179	25	52	.481	15	34	.441	4	6	.667	4	23	27	9	10	0	5	7	1	69	13.8
HASLEM	5	5	147	20	31	.645	0	0	.000	18	21	.857	8	31	39	6	15	0	3	5	1	58	11.6
WILLIAMS	5	5	151	16	44	.364	4	20	.200	12	13	.923	1	11	12	17	8	0	4	12	0	48	9.6
PAYTON	5	0	113	14	29	.483	7	17	.412	1	1	1.000	1	4	5	4	11	0	5	2	1	36	7.2
MOURNING	5	0	61	8	11	.727	0	0	.000	13	18	.722	6	7	13	2	11	0	2	4	5	29	5.8
POSEY	5	0	137	7	20	.350	6	16	.375	7	10	.700	1	26	27	6	17	0	4	1	1	27	5.4
D. ANDERSON	2	0	23	1	6	.167	1	4	.250	7	8	.875	0	5	5	1	7	0	0	1	0	10	5.0
DOLEAC	2	0	16	1	2	.500	0	0	.000	0	0	.000	0	4	4	0	1	0	0	0	0	2	1.0
S. ANDERSON	1	0	3	0	0	.000	0	0	.000	0	0	.000	0	0	0	0	1	0	0	1	0	0	0.0
SIMIEN	1	0	5	0	1	.000	0	0	.000	0	0	.000	1	0	1	0	0	0	0	1	0	0	0.0
HEAT	5	-	1200	175	355	.493	39	100	.390	121	174	.695	41	158	199	86	115	0	38	68	14	510	102.0

	G	GS	MIN	-FIELD GOALS-			-3-POINT FG-			-FREE THROWS-			-REBOUNDS-			AST	PF	DQ	STL	TO	BLK	PTS	AVG
				FG	FGA	PCT	FG	FGA	PCT	FT	FTA	PCT	OFF	DEF	TOT								
NEW JERSEY																							
CARTER	5	5	206	53	113	.469	5	25	.200	40	53	.755	7	21	28	24	15	0	5	14	2	151	30.2
JEFFERSON	5	5	176	42	75	.560	8	14	.571	11	15	.733	2	19	21	20	17	0	8	13	0	103	20.6
KIDD	5	5	212	30	67	.448	10	28	.357	14	15	.933	10	29	39	45	16	0	9	12	0	84	16.8
KRSTIC	5	5	160	22	51	.431	0	0	.000	10	16	.625	8	24	32	3	19	0	1	11	5	54	10.8
MURRAY	5	0	127	15	40	.375	7	24	.292	9	11	.818	5	21	26	1	14	0	2	2	0	46	9.2
COLLINS	5	5	148	6	12	.500	0	0	.000	8	15	.533	8	18	26	1	27	2	1	6	0	20	4.0
PADGETT	1	0	6	1	1	1.000	0	0	.000	1	2	.500	2	0	2	0	1	0	0	0	0	3	3.0
ROBINSON	2	0	48	2	6	.333	1	4	.250	1	2	.500	0	7	7	1	7	0	3	3	1	6	3.0
VAUGHN	5	0	60	3	12	.250	0	0	.000	2	4	.500	1	4	5	6	11	0	0	2	0	8	1.6
THOMAS	5	0	47	1	4	.250	0	0	.000	1	2	.500	4	6	10	1	14	0	3	4	1	3	0.6
PLANINIC	1	0	3	0	0	.000	0	0	.000	0	0	.000	0	0	0	1	1	0	1	1	0	0	0.0
WRIGHT	3	0	7	0	2	.000	0	0	.000	0	0	.000	0	0	0	0	0	0	0	0	0	0	0.0
NETS	5	-	1200	175	383	.457	31	95	.326	97	135	.719	47	149	196	103	142	2	33	69	9	478	95.6

2006 PLAYOFF STATISTICS

Conference Finals vs. Detroit (4-2)

MIAMI	G	GS	MIN	-FIELD GOALS-			-3-POINT FG-			-FREE THROWS-			-REBOUNDS-			AST	PF	DQ	STL	TO	BLK	PTS	AVG
				FG	FGA	PCT	FG	FGA	PCT	FT	FTA	PCT	OFF	DEF	TOT								
WADE	6	6	243	58	94	.617	2	8	.250	42	52	.808	4	27	31	33	16	0	11	28	9	160	26.7
O'NEAL	6	6	207	55	84	.655	0	0	.000	20	48	.417	23	40	63	2	19	0	3	26	14	130	21.7
WALKER	6	6	228	23	59	.390	10	32	.313	11	15	.733	5	28	33	17	20	0	6	15	0	67	11.2
WILLIAMS	6	6	167	23	42	.548	4	18	.222	1	1	1.000	0	11	11	22	13	0	3	6	0	51	8.5
HASLEM	6	6	197	21	55	.382	0	1	.000	4	9	.444	8	35	43	7	23	0	2	7	4	46	7.7
PAYTON	6	0	158	12	34	.353	4	17	.235	9	12	.750	0	11	11	12	14	0	5	4	1	37	6.2
POSEY	6	0	155	9	22	.409	7	17	.412	5	6	.833	3	28	31	6	13	0	4	1	0	30	5.0
MOURNING	6	0	63	5	8	.625	0	0	.000	5	10	.500	5	16	21	1	14	0	1	2	7	15	2.5
S. ANDERSON	4	0	18	1	2	.500	1	11	.000	0	0	.000	0	2	2	0	1	0	0	1	1	3	0.8
D. ANDERSON	2	0	5	0	2	.000	0	1	.000	0	0	.000	0	0	0	0	2	0	0	0	0	0	0.0
HEAT	6	-	1440	207	402	.515	28	95	.295	97	153	.634	48	198	246	100	135	0	35	96	36	539	89.8

DETROIT	G	GS	MIN	-FIELD GOALS-			-3-POINT FG-			-FREE THROWS-			-REBOUNDS-			AST	PF	DQ	STL	TO	BLK	PTS	AVG
				FG	FGA	PCT	FG	FGA	PCT	FT	FTA	PCT	OFF	DEF	TOT								
HAMILTON	6	6	240	45	119	.378	5	17	.294	29	32	.906	9	14	23	12	25	1	7	16	2	124	20.7
BILLUPS	6	6	247	34	87	.391	7	27	.259	33	37	.892	4	13	17	43	17	0	5	13	1	108	18.0
PRINCE	6	6	248	36	82	.439	8	20	.400	17	20	.850	16	21	37	16	3	0	4	9	4	97	16.2
R. WALLACE	6	6	217	25	69	.362	7	27	.259	6	9	.667	4	34	38	7	26	2	3	9	2	63	10.5
McDYEES	6	0	118	13	28	.464	0	1	.000	10	18	.556	8	22	30	2	18	0	5	13	1	36	6.0
B. WALLACE	6	6	206	14	21	.667	0	0	.000	8	24	.333	21	36	57	10	16	0	9	4	4	36	6.0
HUNTER	6	0	79	7	28	.250	3	14	.214	4	4	1.000	2	2	4	4	13	0	7	5	0	21	3.5
EVANS	4	0	22	3	6	.500	2	3	.667	2	2	1.000	0	3	3	0	2	0	0	0	0	10	2.5
DELK	5	0	32	4	11	.364	0	2	.000	3	4	.750	3	1	4	1	2	0	1	0	0	11	2.2
DAVIS	4	0	19	0	2	.000	0	0	.000	2	4	.500	1	2	3	0	6	0	0	0	0	2	0.5
DELFINO	3	0	12	0	3	.000	0	0	.000	0	0	.000	0	0	0	0	2	0	0	0	0	0	0.0
PISTONS	6	-	1440	181	456	.397	32	111	.288	114	154	.740	68	148	216	95	130	3	39	72	15	508	84.7

NBA Finals vs. Dallas (4-2)

MIAMI	G	GS	MIN	-FIELD GOALS-			-3-POINT FG-			-FREE THROWS-			-REBOUNDS-			AST	PF	DQ	STL	TO	BLK	PTS	AVG
				FG	FGA	PCT	FG	FGA	PCT	FT	FTA	PCT	OFF	DEF	TOT								
WADE	6	6	261	65	139	.468	3	11	.273	75	97	.773	12	35	47	23	22	0	16	22	6	208	34.7
WALKER	6	6	219	34	87	.391	10	37	.270	5	9	.556	4	29	33	13	17	0	4	12	3	83	13.8
O'NEAL	6	6	211	34	56	.607	0	0	.000	14	48	.292	15	46	61	17	22	0	3	19	5	82	13.7
WILLIAMS	6	6	188	18	50	.360	10	29	.345	7	11	.636	0	11	11	28	9	0	3	8	0	53	8.8
POSEY	6	0	177	13	31	.419	8	20	.400	10	13	.769	6	30	36	2	22	1	6	7	0	44	7.3
HASLEM	6	6	175	18	36	.500	0	0	.000	3	10	.300	17	20	37	2	25	1	7	14	0	39	6.5
MOURNING	6	0	66	9	13	.692	0	0	.000	8	12	.667	4	15	19	0	14	0	2	4	9	26	4.3
PAYTON	6	0	134	7	19	.368	1	7	.143	1	3	.333	3	9	12	12	14	0	6	6	0	16	2.7
S. ANDERSON	4	0	31	2	6	.333	0	1	.000	2	4	.500	2	5	7	3	1	0	0	4	0	6	1.5
DOLEAC	1	0	1	0	0	.000	0	0	.000	0	0	.000	0	0	0	0	0	0	0	0	0	0	0.0
KAPONO	1	0	2	0	0	.000	0	0	.000	0	0	.000	0	0	0	0	0	0	0	0	0	0	0.0
HEAT	6	-	1465	200	437	.458	32	105	.305	125	207	.604	63	200	263	100	146	2	47	98	23	557	92.8

DALLAS	G	GS	MIN	-FIELD GOALS-			-3-POINT FG-			-FREE THROWS-			-REBOUNDS-			AST	PF	DQ	STL	TO	BLK	PTS	AVG
				FG	FGA	PCT	FG	FGA	PCT	FT	FTA	PCT	OFF	DEF	TOT								
NOWITZKI	6	6	262	41	105	.390	6	24	.250	49	55	.891	9	56	65	15	20	0	4	13	4	137	22.8
TERRY	6	6	240	54	113	.478	13	41	.317	11	15	.733	1	12	13	21	11	0	11	15	0	132	22.0
HOWARD	6	6	231	31	80	.388	5	19	.263	21	26	.808	10	39	49	11	26	0	7	15	4	88	14.7
STACKHOUSE	5	0	150	22	62	.355	7	19	.368	13	14	.929	5	12	17	15	10	0	4	11	3	64	12.8
HARRIS	6	3	147	16	44	.364	0	3	.000	12	16	.750	3	2	5	17	21	0	5	11	0	44	7.3
DAMPIER	6	0	148	13	18	.722	0	0	.000	8	16	.500	16	33	49	2	22	0	6	8	4	34	5.7
GRIFFIN	6	3	82	9	16	.563	0	0	.000	0	0	.000	8	11	19	5	13	0	5	3	0	18	3.0
DANIELS	6	0	53	6	11	.545	1	3	.333	4	5	.800	2	1	3	8	7	0	0	4	0	17	2.8
DIOP	6	6	94	3	6	.500	0	0	.000	4	8	.500	5	15	20	1	23	1	2	3	5	10	1.7
VAN HORN	5	0	39	3	11	.273	1	6	.167	0	0	.000	1	5	6	0	5	0	0	3	0	7	1.4
ARMSTRONG	1	0	6	0	2	.000	0	1	.000	0	0	.000	0	1	1	0	0	0	0	0	0	0	0.0
MBENGA	2	0	9	0	0	.000	0	0	.000	0	0	.000	0	3	3	0	4	0	0	1	0	0	0.0
POWELL	1	0	4	0	1	.000	0	0	.000	0	0	.000	1	0	1	0	2	0	0	0	0	0	0.0
MAVERICKS	6	-	1465	198	469	.422	33	116	.284	122	155	.787	61	190	251	95	164	1	44	92	20	551	91.8

2005 OVERALL PLAYOFF STATISTICS

MIAMI HEAT (11-4)

PLAYER			-FIELD GOALS-				-3-POINT FG-				-FREE THROWS-				-REBOUNDS-						PTS	AVG	
	G	GS	MIN	FG	FGA	PCT	FG	FGA	PCT	FT	FTA	PCT	OFF	DEF	TOT	AST	PF	DQ	STL	TO			BLK
WADE	14	14	571	136	281	.484	1	10	.100	111	139	.799	23	57	80	93	43	0	22	62	16	384	27.4
O'NEAL	13	13	431	101	181	.558	0	0	.000	50	106	.472	19	83	102	25	52	1	5	42	19	252	19.4
E. JONES	15	15	601	71	156	.455	32	80	.400	31	42	.738	10	77	87	39	57	1	18	22	9	205	13.7
D. JONES	15	15	498	62	129	.481	39	91	.429	18	30	.600	3	38	41	60	24	0	7	17	0	181	12.1
HASLEM	15	15	543	52	106	.491	0	0	.000	34	46	.739	38	112	150	15	48	0	8	18	6	138	9.2
DOOLING	15	0	264	43	87	.494	7	19	.368	17	21	.810	1	15	16	25	34	0	6	14	1	110	7.3
MOURNING	15	2	254	31	44	.705	0	0	.000	29	52	.558	21	51	72	5	49	2	5	22	33	91	6.1
BUTLER	12	1	182	22	59	.373	11	30	.367	1	3	.333	1	17	18	7	21	0	1	2	1	56	4.7
LAETTNER	13	0	136	12	24	.500	0	1	.000	5	6	.833	3	22	25	7	17	0	4	6	0	29	2.2
DOLEAC	9	0	65	7	16	.438	0	0	.000	2	2	1.000	2	12	14	0	13	0	1	3	1	16	1.8
ANDERSON	8	0	97	3	12	.250	0	1	.000	2	2	1.000	3	16	19	8	10	0	5	6	0	8	1.0
SMITH	3	0	8	0	2	.000	0	0	.000	0	0	.000	0	0	0	0	0	0	0	0	0	0	0.0
HEAT	15	-	3650	540	1097	.492	90	232	.388	300	449	.668	124	500	624	284	368	4	82	230	86	1470	98.0
OPPONENTS	15	-	3650	510	1234	.413	88	264	.333	298	418	.713	184	426	610	289	381	8	109	178	51	1406	93.7

DUNKS:

Miami-95 (O'Neal-36; Wade-20; Mourning-16; Haslem-11; E. Jones-8; Dooling-3; Laettner-1)

Opponents-57

CHARGES TAKEN:

Miami-24 (E. Jones-8; Dooling-4; Haslem-4; Wade-4; Laettner-2; Anderson-1; D. Jones-1)

Opponents-21

TECHNICAL FOULS:

Miami-19 (Mourning-3; Dooling-2; Haslem-2; D. Jones-1; Van Gundy-1; Defensive 3-Seconds-10)

Opponents-19 (Includes five for Defensive 3-Seconds)

EJECTIONS:

Miami-0

Opponents-0

PLAYER	SINGLE-GAME HIGHS							AVERAGE PER GAME							CAREER HIGHS (C=SET, T-TIED THIS SEASON)							
	MIN	REB	AST	ST	TO	BLK	PTS	MIN	REB	AST	STL	TO	BLK	PTS	FG	FGA	FT	FTA	REB	AST	PTS	
WADE	50	10	15	5	9	3	42	40.8	5.7	6.6	1.57	4.4	1.14	27.4	15C	28C	16C	19C	10C	15C	42C	
O'NEAL	47	13	5	2	6	5	27	33.2	7.8	1.9	0.38	3.2	1.46	19.4	21	33	18	39	24	9	46	
E. JONES	48	10	5	3	4	1	22	40.1	5.8	2.6	1.20	1.5	0.60	13.7	12	21	10	14	11	8	32	
D. JONES	40	7	6	2	3	0	30	33.2	2.7	4.0	0.47	1.1	0.00	12.1	10C	14C	3T	7C	7C	10	30C	
HASLEM	46	19	4	3	4	1	14	36.2	10.0	1.0	0.53	1.2	0.40	9.2	6C	10C	6T	8T	19C	4C	14C	
DOOLING	23	3	4	2	2	1	15	17.6	1.1	1.7	0.40	0.9	0.07	7.3	6C	9C	4C	5C	3C	4C	15C	
MOURNING	35	13	1	2	3	5	21	16.9	4.8	0.3	0.33	1.5	2.20	6.1	13	26	15	18	20	4	34	
BUTLER	41	4	2	1	1	1	13	15.2	1.5	0.6	0.08	0.2	0.08	4.7	5C	11C	1C	2C	4C	2C	13C	
LAETTNER	24	5	3	1	1	0	8	10.5	1.9	0.5	0.31	0.5	0.00	2.2	11	25	10	12	12	6	26	
DOLEAC	19	6	0	1	3	1	8	7.2	1.6	0.0	0.11	0.3	0.11	1.8	4	9	3	4	7	2	11	
ANDERSON	19	4	3	2	2	0	2	12.1	2.4	1.0	0.63	0.8	0.00	1.0	7	15	6	8	11	5	17	
SMITH	6	0	0	0	0	0	0	2.7	0.0	0.0	0.00	0.0	0.00	0.0	13	31	12	14	10	9	35	
HEAT	290	51	24	9	20	10	116	243.3	41.6	18.9	5.47	15.3	5.73	98.0	43C	87	38C	54C	53	27	116C	
OPPONENTS	290	57	27	11	17	8	106	243.3	40.7	19.3	7.27	11.9	3.40	93.7	47	107C	31T	43C	57C	33	120	

2005 PLAYOFF STATISTICS

First Round vs. New Jersey (4-0)

MIAMI	G	GS	MIN	-FIELD GOALS-			-3-POINT FG-			-FREE THROWS-			-REBOUNDS-			AST	PF	DQ	STL	TO	BLK	PTS	AVG
				FG	FGA	PCT	FG	FGA	PCT	FT	FTA	PCT	OFF	DEF	TOT								
WADE	4	4	170	37	74	.500	1	2	.500	30	36	.833	6	19	25	35	10	0	7	20	4	105	26.3
O'NEAL	4	4	132	26	55	.473	0	0	.000	21	41	.512	4	31	35	10	16	0	1	12	3	73	18.3
D. JONES	4	4	140	21	40	.525	17	34	.500	7	12	.583	0	10	10	12	8	0	2	4	0	66	16.5
E. JONES	4	4	153	23	42	.548	13	25	.520	6	10	.600	4	17	21	9	21	1	6	4	1	65	16.3
MOURNING	4	0	62	12	16	.750	0	0	.000	14	23	.609	7	12	19	2	14	1	1	8	3	38	9.5
DOOLING	4	0	63	15	21	.714	2	3	.667	4	4	1.000	0	1	1	2	4	0	0	2	0	36	9.0
HASLEM	4	4	139	12	29	.414	0	0	.000	11	17	.647	11	36	47	6	13	0	1	5	2	35	8.8
LAETTNER	4	0	50	5	7	.714	0	1	.000	0	0	.000	1	6	7	2	6	0	2	2	0	10	2.5
ANDERSON	4	0	72	2	8	.250	0	1	.000	2	2	1.000	2	11	13	7	7	0	4	5	0	6	1.5
BUTLER	2	0	23	1	8	.125	0	2	.000	0	0	.000	0	1	1	1	4	0	0	0	0	2	1.0
DOLEAC	2	0	5	1	1	1.000	0	0	.000	0	0	.000	0	0	0	0	2	0	0	0	1	2	1.0
SMITH	1	0	1	0	0	.000	0	0	.000	0	0	.000	0	0	0	0	0	0	0	0	0	0	0.0
HEAT	4	-	1010	155	301	.515	33	68	.485	95	145	.655	35	144	179	86	105	2	24	63	14	438	109.5

NEW JERSEY	G	GS	MIN	-FIELD GOALS-			-3-POINT FG-			-FREE THROWS-			-REBOUNDS-			AST	PF	DQ	STL	TO	BLK	PTS	AVG
				FG	FGA	PCT	FG	FGA	PCT	FT	FTA	PCT	OFF	DEF	TOT								
CARTER	4	4	179	35	96	.365	6	19	.316	31	36	.861	9	25	34	23	17	0	9	15	0	107	26.8
KRSTIC	4	4	154	27	48	.563	0	0	.000	19	24	.792	10	20	30	7	20	1	1	6	2	73	18.3
KIDD	4	4	182	26	67	.388	11	30	.367	6	11	.545	10	26	36	29	16	0	10	9	0	69	17.3
JEFFERSON	4	1	140	20	50	.400	2	10	.200	21	31	.677	8	14	22	9	14	0	3	8	0	63	15.8
ROBINSON	4	0	71	11	27	.407	4	14	.286	2	2	1.000	2	8	10	5	20	1	3	0	1	28	7.0
BEST	4	0	82	9	22	.409	1	9	.111	8	9	.889	2	4	6	9	9	0	1	3	0	27	6.8
COLLINS	4	4	128	4	17	.235	0	0	.000	3	8	.375	9	17	26	1	19	0	2	5	0	11	2.8
SCALABRINE	4	3	61	2	11	.182	1	4	.250	4	4	1.000	2	5	7	2	6	0	1	4	2	9	2.3
BUFORD	3	0	4	0	0	.000	0	0	.000	0	0	.000	0	0	0	0	0	0	0	0	0	0	0.0
PLANINIC	3	0	3	0	0	.000	0	0	.000	0	0	.000	0	0	0	0	0	0	0	0	0	0	0.0
SMITH	3	0	4	0	0	.000	0	0	.000	0	0	.000	0	0	0	0	2	0	0	0	0	0	0.0
THOMAS	2	0	2	0	1	.000	0	0	.000	0	0	.000	0	0	0	0	0	0	0	0	0	0	0.0
NETS	4	-	1010	134	339	.395	25	86	.291	94	125	.752	52	119	171	85	123	2	30	52	5	387	96.8

Conference Semifinals vs. Washington (4-0)

MIAMI	G	GS	MIN	-FIELD GOALS-			-3-POINT FG-			-FREE THROWS-			-REBOUNDS-			AST	PF	DQ	STL	TO	BLK	PTS	AVG
				FG	FGA	PCT	FG	FGA	PCT	FT	FTA	PCT	OFF	DEF	TOT								
WADE	4	4	165	44	82	.537	0	4	.000	36	48	.750	9	19	28	32	12	0	5	25	6	124	31.0
O'NEAL	2	2	63	14	23	.609	0	0	.000	7	16	.438	4	10	14	3	10	1	2	7	2	35	17.5
E. JONES	4	4	166	22	45	.489	10	26	.385	8	13	.615	0	20	20	9	13	0	8	5	4	62	15.5
D. JONES	4	4	141	20	45	.444	14	35	.400	5	6	.833	1	8	9	17	6	0	2	7	0	59	14.8
HASLEM	4	4	151	17	32	.531	0	0	.000	8	11	.727	15	30	45	5	14	0	2	7	2	42	10.5
DOOLING	4	0	68	12	23	.522	4	8	.500	1	2	.500	1	6	7	10	13	0	3	3	1	29	7.3
MOURNING	4	2	77	9	14	.643	0	0	.000	6	11	.545	7	20	27	1	15	0	1	6	9	24	6.0
BUTLER	3	0	31	6	14	.429	4	9	.444	0	0	.000	0	2	2	2	5	0	0	0	0	16	5.3
LAETTNER	3	0	39	4	9	.444	0	0	.000	3	4	.750	1	6	7	4	6	0	1	1	0	11	3.7
DOLEAC	4	0	41	4	11	.364	0	0	.000	2	2	1.000	1	10	11	0	9	0	1	3	0	10	2.5
ANDERSON	3	0	18	1	4	.250	0	0	.000	0	0	.000	1	4	5	1	2	0	0	0	0	2	0.7
HEAT	4	-	960	153	302	.507	32	82	.390	76	113	.673	40	135	175	84	105	1	25	70	24	414	103.5

WASHINGTON	G	GS	MIN	-FIELD GOALS-			-3-POINT FG-			-FREE THROWS-			-REBOUNDS-			AST	PF	DQ	STL	TO	BLK	PTS	AVG
				FG	FGA	PCT	FG	FGA	PCT	FT	FTA	PCT	OFF	DEF	TOT								
ARENAS	4	4	174	29	76	.382	8	35	.229	32	47	.681	3	12	15	23	14	1	11	16	1	98	24.5
JAMISON	4	4	152	30	70	.429	9	20	.450	7	9	.778	7	12	19	2	8	0	2	4	2	76	19.0
HUGHES	4	4	171	21	64	.328	3	12	.250	27	32	.844	10	20	30	13	11	1	7	9	3	72	18.0
HAYWOOD	4	4	133	20	42	.476	0	0	.000	12	17	.706	15	20	35	4	18	1	6	3	9	52	13.0
DIXON	4	0	96	17	37	.459	4	12	.333	3	4	.750	0	12	12	4	8	0	3	4	0	41	10.3
THOMAS	2	0	24	5	7	.714	0	0	.000	1	4	.250	3	2	5	0	6	0	0	1	1	11	5.5
JEFFRIES	4	4	101	8	23	.348	1	2	.500	3	3	1.000	7	7	14	4	15	0	4	5	3	20	5.0
PEELER	3	0	20	1	6	.167	0	1	.000	2	2	1.000	0	5	5	1	0	0	0	3	0	4	1.3
BLAKE	2	0	10	1	2	.500	0	0	.000	0	0	.000	0	2	2	2	1	0	0	1	0	2	1.0
RUFFIN	4	0	76	1	3	.333	0	0	.000	0	4	.000	7	8	15	3	15	1	1	4	0	2	0.5
PROFIT	1	0	3	0	1	.000	0	0	.000	0	0	.000	0	1	1	1	0	0	0	0	0	0	0.0
WIZARDS	4	-	960	133	331	.402	25	82	.305	87	122	.713	52	101	153	57	96	4	34	52	19	378	94.5

2005 PLAYOFF STATISTICS

Conference Finals vs. Detroit (3-4)

MIAMI	G	GS	MIN	-FIELD GOALS-			-3-POINT FG-			-FREE THROWS-			-REBOUNDS-			PF	DQ	STL	TO	BLK	PTS	AVG	
				FG	FGA	PCT	FG	FGA	PCT	FT	FTA	PCT	OFF	DEF	TOT								AST
WADE	6	6	236	55	125	.440	0	4	.000	45	55	.818	8	19	27	26	21	0	10	17	6	155	25.8
O'NEAL	7	7	236	61	103	.592	0	0	.000	22	49	.449	11	42	53	12	26	0	2	23	14	144	20.6
E. JONES	7	7	282	26	69	.377	9	29	.310	17	19	.895	6	40	46	21	23	0	4	13	4	78	11.1
HASLEM	7	7	253	23	45	.511	0	0	.000	15	18	.833	12	46	58	4	21	0	5	6	2	61	8.7
D. JONES	7	7	217	21	44	.477	8	22	.364	6	12	.500	2	20	22	31	10	0	3	6	0	56	8.0
DOOLING	7	0	133	16	43	.372	1	8	.125	12	15	.800	0	8	8	13	17	0	3	9	0	45	6.4
BUTLER	7	1	128	15	37	.405	7	19	.368	1	3	.333	1	14	15	4	12	0	1	2	1	38	5.4
MOURNING	7	0	115	10	14	.714	0	0	.000	9	18	.500	7	19	26	2	20	1	3	8	21	29	4.1
DOLEAC	3	0	19	2	4	.500	0	0	.000	0	0	.000	1	2	3	0	2	0	0	0	0	4	1.3
LAETTNER	6	0	47	3	8	.375	0	0	.000	2	2	1.000	1	10	11	1	5	0	1	3	0	8	1.3
ANDERSON	1	0	7	0	0	.000	0	0	.000	0	0	.000	0	1	1	0	1	0	1	1	0	0	0.0
SMITH	2	0	7	0	2	.000	0	0	.000	0	0	.000	0	0	0	0	0	0	0	0	0	0	0.0
HEAT	7	-	1680	232	494	.470	25	82	.305	129	191	.675	49	221	270	114	158	1	33	97	48	618	88.3

DETROIT	G	GS	MIN	-FIELD GOALS-			-3-POINT FG-			-FREE THROWS-			-REBOUNDS-			PF	DQ	STL	TO	BLK	PTS	AVG	
				FG	FGA	PCT	FG	FGA	PCT	FT	FTA	PCT	OFF	DEF	TOT								AST
HAMILTON	7	7	310	63	133	.474	2	10	.200	37	47	.787	10	18	28	41	18	0	8	13	2	165	23.6
BILLUPS	7	7	284	40	95	.421	14	33	.424	24	31	.774	6	21	27	41	20	1	5	13	0	118	16.9
PRINCE	7	7	275	42	94	.447	9	18	.500	10	13	.769	15	23	38	20	16	0	5	12	1	103	14.7
R. WALLACE	7	7	216	36	73	.493	9	20	.450	20	26	.769	9	40	49	5	30	1	5	11	6	101	14.4
B. WALLACE	7	7	268	23	63	.365	0	2	.000	6	21	.286	18	54	72	9	23	0	12	6	11	52	7.4
McDYEISS	7	0	125	21	45	.467	0	0	.000	2	3	.667	15	23	38	3	24	0	3	7	4	44	6.3
HUNTER	7	0	100	9	32	.281	4	13	.308	7	12	.583	3	7	10	11	14	0	4	5	3	29	4.1
ARROYO	6	0	45	5	17	.294	0	0	.000	7	10	.700	1	6	7	15	5	0	1	2	0	17	2.8
CAMPBELL	7	0	44	4	11	.364	0	0	.000	4	8	.500	2	13	15	2	12	0	2	4	0	12	1.7
DUPREE	3	0	7	0	1	.000	0	0	.000	0	0	.000	1	1	2	0	0	0	0	0	0	0	0.0
HAM	2	0	3	0	0	.000	0	0	.000	0	0	.000	0	0	0	0	0	0	0	0	0	0	0.0
MILICIC	2	0	3	0	0	.000	0	0	.000	0	0	.000	0	0	0	0	0	0	0	0	0	0	0.0
PISTONS	7	-	1680	243	564	.431	38	96	.396	117	171	.684	80	206	286	147	162	2	45	74	27	641	91.6



Udonis Haslem is Miami's all-time postseason leader in offensive rebounds.

2004 OVERALL PLAYOFF STATISTICS

MIAMI HEAT (6-7)

PLAYER			-FIELD GOALS-			-3-POINT FG-			-FREE THROWS-			-REBOUNDS-											
	G	GS	MIN	FG	FGA	PCT	FG	FGA	PCT	FT	FTA	PCT	OFF	DEF	TOT	AST	PF	DQ	STL	TO	BLK	PTS	AVG
WADE	13	13	510	86	189	.455	3	8	.375	59	75	.787	16	36	52	73	45	0	17	54	4	234	18.0
ODOM	13	13	512	81	182	.445	8	26	.308	49	72	.681	32	76	108	37	58	2	15	42	10	219	16.8
JONES	13	13	478	56	153	.366	20	67	.299	40	50	.800	3	44	47	29	37	0	18	19	11	172	13.2
C. BUTLER	13	13	511	59	153	.386	2	11	.182	47	57	.825	18	92	110	31	45	0	28	23	7	167	12.8
GRANT	13	13	399	42	98	.429	0	1	.000	8	14	.571	45	67	112	10	52	1	7	18	8	92	7.1
ALSTON	13	0	295	29	91	.319	12	52	.231	21	25	.840	4	25	29	22	22	0	5	10	1	91	7.0
ALLEN	10	0	138	22	49	.449	0	0	.000	6	9	.667	12	18	30	4	21	0	2	4	9	50	5.0
HASLEM	13	0	199	13	33	.394	0	0	.000	21	31	.677	18	26	44	3	22	0	5	3	3	47	3.6
R. BUTLER	10	0	58	9	22	.409	3	9	.333	0	0	.000	0	11	11	2	12	0	1	1	0	21	2.1
WALKER	4	0	11	0	2	.000	0	0	.000	0	0	.000	0	1	1	0	2	0	0	0	0	0	0.0
ZHI-ZHI	3	0	7	0	0	.000	0	0	.000	0	0	.000	0	0	0	0	1	0	0	1	0	0	0.0
WOODS	1	0	2	0	0	.000	0	0	.000	0	0	.000	0	0	0	0	0	0	0	0	0	0	0.0
HEAT	13	-	3120	397	972	.408	48	174	.276	251	333	.754	148	396	544	212	317	3	98	184	53	1093	84.1
OPPONENTS	13	-	3120	385	951	.405	77	229	.336	244	330	.739	148	397	545	244	284	3	82	206	65	1091	83.9

DUNKS:

Miami-34 (Odom-11; Wade-11; C. Butler-5; Grant-3; Haslem-3; R. Butler-1)

Opponents-34

TECHNICAL FOULS:

Miami-21 (Grant-3; Alston-2; Haslem-2; Odom-2; Allen-1; Jones-1; Van Gundy-1; Defensive 3-Seconds-9)

Opponents-21 (Includes five for Defensive 3-Seconds)

EJECTIONS:

Miami-1 (Alston)

Opponents-2

PLAYER	SINGLE-GAME HIGHS							AVERAGE PER GAME							CAREER HIGHS (C-SET, T-TIED THIS SEASON)									
	MIN	REB	AST	ST	TO	BLK	PTS	MIN	REB	AST	STL	TO	BLK	PTS	FG	FGA	FT	FTA	REB	AST	PTS			
WADE	47	7	10	3	6	2	27	39.2	4.0	5.6	1.31	4.2	0.31	18.0	10C	21C	12C	17C	7C	10C	27C			
ODOM	44	12	6	4	7	2	25	39.4	8.3	2.8	1.15	3.2	0.77	16.8	9C	18C	12C	14C	12C	6C	25C			
JONES	43	8	4	3	4	3	25	36.8	3.6	2.2	1.38	1.5	0.85	13.2	12	21T	10	14	11	8	32			
C. BUTLER	47	15	4	5	5	2	24	39.3	8.5	2.4	2.15	1.8	0.54	12.8	10C	18C	8C	10C	15C	4C	24C			
GRANT	39	16	3	2	3	3	15	30.7	8.6	0.8	0.54	1.4	0.62	7.1	10	14	9	13	16C	3T	23			
ALSTON	36	7	5	1	2	1	17	22.7	2.2	1.7	0.38	0.8	0.08	7.0	6C	12C	5C	6C	7C	5C	17C			
ALLEN	29	8	1	2	2	2	13	13.8	3.0	0.4	0.20	0.4	0.90	5.0	6C	9C	2C	2C	8C	1C	13C			
HASLEM	30	9	1	2	1	1	8	15.3	3.4	0.2	0.38	0.2	0.23	3.6	3C	9C	6C	8C	9C	1C	8C			
R. BUTLER	15	3	1	1	1	0	5	5.8	1.1	0.2	0.10	0.1	0.00	2.1	2C	5C	0	0	3C	1C	5C			
WALKER	5	1	0	0	0	0	0	2.8	0.3	0.0	0.00	0.0	0.00	0.0	5	8	4	6	16	2	13			
ZHI-ZHI	4	0	1	0	1	0	0	2.3	0.0	0.3	0.00	0.3	0.00	0.0	3	5	2	4	2	2	7			
WOODS	2	0	0	0	0	0	0	2.0	0.0	0.0	0.00	0.0	0.00	0.0	1	3	0	0	1	0	2			
HEAT	240	51	21	13	21	7	100	240.0	41.8	16.3	7.54	14.2	4.08	84.1	39	87	31	43	53	27	114			
OPPONENTS	240	53	27	11	23	8	96	240.0	41.9	18.8	6.31	15.8	5.00	83.9	47	91	31	42	54	33	120			

2004 PLAYOFF STATISTICS

First Round vs. New Orleans (4-3)

MIAMI	G	GS	MIN	-FIELD GOALS-			-3-POINT FG-			-FREE THROWS-			-REBOUNDS-			PF	DQ	STL	TO	BLK	PTS	AVG	
				FG	FGA	PCT	FG	FGA	PCT	FT	FTA	PCT	OFF	DEF	TOT								
ODOM	7	7	275	42	96	.438	5	16	.313	25	34	.735	16	39	55	26	33	1	8	28	7	114	16.3
WADE	7	7	267	42	99	.424	3	6	.500	21	27	.778	8	20	28	39	22	0	9	27	1	108	15.4
JONES	7	7	270	35	93	.376	12	45	.267	23	30	.767	1	28	29	13	20	0	9	8	9	105	15.0
C. BUTLER	7	7	272	40	97	.412	0	5	.000	23	33	.697	14	50	64	15	22	0	20	16	2	103	14.7
GRANT	7	7	225	26	56	.464	0	0	.000	5	9	.556	27	36	63	6	25	0	4	9	4	57	8.1
ALSTON	7	0	160	15	49	.306	6	30	.200	16	19	.842	3	12	15	10	13	0	3	5	1	52	7.4
HASLEM	7	0	144	7	17	.412	0	0	.000	17	24	.708	13	21	34	3	17	0	4	3	3	31	4.4
R. BUTLER	5	0	38	4	14	.286	2	8	.250	0	0	.000	0	7	7	1	8	0	0	0	0	10	2.0
ALLEN	4	0	9	2	4	.500	0	0	.000	1	2	.500	2	2	4	0	1	0	0	1	1	5	1.3
WALKER	4	0	11	0	2	.000	0	0	.000	0	0	.000	0	1	1	0	2	0	0	0	0	0	0.0
ZHI-ZHI	3	0	7	0	0	.000	0	0	.000	0	0	.000	0	0	0	1	1	0	0	1	0	0	0.0
WOODS	1	0	2	0	0	.000	0	0	.000	0	0	.000	0	0	0	0	0	0	0	0	0	0	0.0
HEAT	7	-	1680	213	527	.404	28	110	.255	131	178	.736	84	216	300	114	164	1	57	106	28	585	83.6

NEW ORLEANS	G	GS	MIN	-FIELD GOALS-			-3-POINT FG-			-FREE THROWS-			-REBOUNDS-			AST	PF	DQ	STL	TO	BLK	PTS	AVG
				FG	FGA	PCT	FG	FGA	PCT	FT	FTA	PCT	OFF	DEF	TOT								
DAVIS	7	7	260	43	114	.377	16	49	.327	25	33	.758	6	23	29	49	21	0	11	19	5	127	18.1
MAGLOIRE	7	7	239	28	67	.418	0	1	.000	21	28	.750	16	48	64	5	22	1	3	11	7	77	11.0
WESLEY	7	7	243	24	74	.324	11	30	.367	15	21	.714	1	15	16	17	21	0	5	16	0	74	10.6
BROWN	7	7	256	26	71	.366	0	0	.000	10	11	.909	29	39	68	15	16	0	3	13	11	62	8.9
LYNCH	7	7	147	25	57	.439	3	12	.250	5	8	.625	13	24	37	12	15	0	3	7	3	58	8.3
AUGMON	7	0	168	18	48	.375	0	1	.000	16	18	.889	4	15	19	7	13	0	6	13	1	52	7.4
SMITH	5	0	46	12	26	.462	6	11	.545	2	3	.667	2	6	8	1	5	0	0	3	0	32	6.4
WEST	7	0	111	15	28	.536	0	0	.000	11	13	.846	8	22	30	8	10	0	2	7	4	41	5.9
ARMSTRONG	7	0	150	8	34	.235	5	25	.200	3	3	1.000	6	9	15	16	10	0	6	13	0	24	3.4
TRAYLOR	4	0	40	4	9	.444	0	0	.000	2	3	.667	1	9	10	1	8	0	3	2	1	10	2.5
WILLIAMS	3	0	18	2	5	.400	0	1	.000	3	4	.750	0	0	0	4	5	0	1	4	0	7	2.3
CARTER	1	0	2	0	1	.000	0	0	.000	0	0	.000	0	0	0	0	0	0	0	0	0	0	0.0
HORNETS	7	-	1680	205	534	.384	41	130	.315	113	145	.779	86	210	296	135	146	1	43	120	32	564	80.6

Conference Semifinals vs. Indiana (2-4)

MIAMI	G	GS	MIN	-FIELD GOALS-			-3-POINT FG-			-FREE THROWS-			-REBOUNDS-			PF	DQ	STL	TO	BLK	PTS	AVG	
				FG	FGA	PCT	FG	FGA	PCT	FT	FIA	PCT	OFF	DEF	TOT								
WADE	6	6	243	44	90	.489	0	2	.000	38	48	.792	8	16	24	34	23	0	8	27	3	126	21.0
ODOM	6	6	237	39	86	.453	3	10	.300	24	38	.632	16	37	53	11	25	1	7	14	3	105	17.5
JONES	6	6	208	21	60	.350	8	22	.364	17	20	.850	2	16	18	16	17	0	9	11	2	67	11.2
C. BUTLER	6	6	239	19	56	.339	2	6	.333	24	24	1.000	4	42	46	16	23	0	8	7	5	64	10.7
ALLEN	6	0	129	20	45	.444	0	0	.000	5	7	.714	10	16	26	4	20	0	2	3	8	45	7.5
ALSTON	6	0	135	14	42	.333	6	22	.273	5	6	.833	1	13	14	12	9	0	2	5	0	39	6.5
GRANT	6	6	174	16	42	.381	0	1	.000	3	5	.600	18	31	49	4	27	1	3	9	4	35	5.8
HASLEM	6	0	55	6	16	.375	0	0	.000	4	7	.571	5	5	10	0	5	0	1	0	0	16	2.7
R. BUTLER	5	0	20	5	8	.625	1	11	.000	0	0	.000	0	4	4	1	4	0	1	1	0	11	2.2
HEAT	6	-	1440	184	445	.413	20	64	.313	120	155	.774	64	180	244	98	153	2	41	78	25	508	84.7

INDIANA	G	GS	MIN	-FIELD GOALS-			-3-POINT FG-			-FREE THROWS-			-REBOUNDS-			PF	DQ	STL	TO	BLK	PTS	AVG	
				FG	FGA	PCT	FG	FGA	PCT	FT	FTA	PCT	OFF	DEF	TOT								
ARTEST	6	6	240	44	100	.440	9	22	.409	31	45	.689	12	21	33	21	21	1	6	20	8	128	21.3
O'NEAL	6	6	222	45	105	.429	0	1	.000	35	52	.673	10	42	52	8	24	0	2	9	12	125	20.8
MILLER	6	6	178	17	37	.459	8	21	.381	24	25	.960	0	12	12	15	7	0	6	9	1	66	11.0
TINSLEY	6	6	178	20	44	.455	9	23	.391	6	6	1.000	3	24	27	35	22	0	14	13	0	55	9.2
HARRINGTON	6	0	156	17	42	.405	1	2	.500	11	25	.440	9	23	32	3	24	1	3	13	6	46	7.7
FOSTER	6	6	142	13	20	.650	0	1	.000	7	9	.778	21	29	50	7	17	0	3	10	0	33	5.5
F. JONES	4	0	78	4	9	.444	3	6	.500	5	6	.833	0	9	9	5	5	0	2	2	2	16	4.0
JOHNSON	6	0	111	8	20	.400	2	7	.286	5	8	.625	1	11	12	8	10	0	2	3	1	23	3.8
BENDER	6	0	76	8	24	.333	2	9	.222	3	4	.750	4	9	13	3	2	0	0	3	3	21	3.5
CROSHERE	5	0	49	4	14	.286	2	7	.286	3	3	1.000	2	4	6	4	4	0	1	2	0	13	2.6
POLLARD	1	0	6	0	1	.000	0	0	.000	1	2	.500	0	3	3	0	1	0	0	0	0	1	1.0
ANDERSON	1	0	4	0	1	.000	0	0	.000	0	0	.000	0	0	0	0	1	0	0	1	0	0	0.0
PACERS	6	-	1440	180	417	.432	36	99	.364	131	185	.708	62	187	249	109	138	2	39	86	33	527	87.8

2001 OVERALL PLAYOFF STATISTICS

MIAMI HEAT (0-3)

PLAYER	G	GS	MIN	-FIELD GOALS-			-3-POINT FG-			-FREE THROWS-			-REBOUNDS-			PF	DQ	STL	TO	BLK	PTS	AVG	
				FG	FGA	PCT	FG	FGA	PCT	FT	FTA	PCT	OFF	DEF	TOT								AST
JONES	3	3	108	22	44	.500	7	16	.438	6	7	.857	2	16	18	7	9	0	3	7	1	57	19.0
HOUSE	3	0	64	16	40	.400	2	7	.286	4	5	.800	1	4	5	5	7	0	3	5	1	38	12.7
MOURNING	3	3	91	12	25	.480	0	0	.000	11	19	.579	3	13	16	3	9	0	0	5	5	35	11.7
GRANT	3	0	84	10	24	.417	0	0	.000	10	14	.714	6	18	24	1	9	0	0	6	5	30	10.0
CARTER	3	1	69	9	19	.474	0	1	.000	0	0	.000	0	6	6	11	9	0	2	10	1	18	6.0
MAJERLE	3	0	71	5	16	.313	4	14	.286	2	4	.500	3	7	10	5	7	0	3	2	0	16	5.3
MASON	3	3	98	5	13	.385	0	1	.000	6	6	1.000	1	8	9	4	6	0	1	7	0	16	5.3
BOWEN	3	3	58	5	16	.313	2	8	.250	0	0	.000	1	1	2	2	8	0	2	2	2	12	4.0
HARDAWAY	2	2	36	2	9	.222	1	3	.333	0	0	.000	1	1	2	9	4	0	0	8	0	5	2.5
CEBALLOS	3	0	15	2	7	.286	0	0	.000	1	2	.500	3	3	6	1	3	0	0	1	0	5	1.7
GREEN	3	0	21	1	3	.333	0	0	.000	1	1	1.000	1	3	4	2	4	0	1	1	0	3	1.0
CAUSWELL	1	0	5	0	1	.000	0	0	.000	0	0	.000	0	3	3	0	1	0	0	0	0	0	0.0
HEAT	3	-	720	89	217	.410	16	50	.320	41	58	.707	22	83	105	50	76	0	15	56	15	235	78.3
OPPONENTS	3	-	720	103	223	.462	15	35	.429	81	102	.794	36	95	131	55	62	1	37	42	12	302	100.7

DUNKS:

Miami-1 (Mourning)

Opponents-10

TECHNICAL FOULS:

Miami-3 (Carter-1; House-1; Illegal Defense-1)

Opponents-1

EJECTIONS:

Miami-0

Opponents-1

PLAYER	SINGLE-GAME HIGHS							AVERAGE PER GAME							CAREER HIGHS (C=SET, T=TIED THIS SEASON)						
	MIN	REB	AST	ST	TO	BL	PTS	MIN	REB	AST	STL	TO	BLK	PTS	FG	FGA	FT	FTA	REB	AST	PTS
JONES	40	7	4	2	3	1	22	36.0	6.0	2.3	1.00	2.3	0.33	19.0	12	21	10	14	11	8	32
HOUSE	31	3	2	1	3	1	16	21.3	1.7	1.7	1.00	1.7	0.33	12.7	6C	18C	3C	3C	3C	2C	16C
MOURNING	38	9	2	0	3	3	14	30.3	5.3	1.0	0.00	1.7	1.67	11.7	13	26	15	18	20	4	34
GRANT	31	10	1	0	3	3	15	28.0	8.0	0.3	0.00	2.0	1.67	10.0	10	14C	9	13	15	3	23
CARTER	26	3	5	2	5	1	10	23.0	2.0	3.7	0.67	3.3	0.33	6.0	6	13	4	4	7	13	15
MAJERLE	28	5	2	2	2	0	8	23.7	3.3	1.7	1.00	0.7	0.00	5.3	12	24	10	12	12	9	34
MASON	35	4	2	1	3	0	8	32.7	3.0	1.3	0.33	2.3	0.00	5.3	13	18	8	12	15	7	29
BOWEN	22	1	1	2	2	2	7	19.3	0.7	0.7	0.67	0.7	0.67	4.0	3T	8C	3	4	3	2	11
HARDAWAY	19	1	5	0	4	0	3	18.0	1.0	4.5	0.00	4.0	0.00	2.5	15	29	9	15	8	20	38
CEBALLOS	7	4	1	0	1	0	3	5.0	2.0	0.3	0.00	0.3	0.00	1.7	10	20	8	10	12	6	25
GREEN	8	2	1	1	1	0	2	7.0	1.3	0.7	0.33	0.3	0.00	1.0	9	16	10	15	20	7	25
CAUSWELL	5	3	0	0	0	0	0	5.0	3.0	0.0	0.00	0.0	0.00	0.0	1	2	4	4	3T	1	4
HEAT	240	39	17	6	23	7	80	240.0	35.0	16.7	5.00	18.7	5.00	78.3	39	87	31	43	53	27	114
OPPONENTS	240	47	21	17	15	7	106	240.0	43.7	18.3	12.33	14.0	4.00	100.7	47	91	31	42	54	33	120

CHARLOTTE	G	GS	MIN	-FIELD GOALS-			-3-POINT FG-			-FREE THROWS-			-REBOUNDS-			PF	DQ	STL	TO	BLK	PTS	AVG	
				FG	FGA	PCT	FG	FGA	PCT	FT	FTA	PCT	OFF	DEF	TOT								
MASHBURN	3	3	119	22	50	.440	2	3	.667	25	25	1.000	4	14	18	14	6	0	4	7	0	71	23.7
DAVIS	3	3	110	22	40	.550	4	10	.400	13	15	.867	4	10	14	15	6	0	9	10	0	61	20.3
WESLEY	3	3	95	18	33	.545	7	10	.700	7	9	.778	2	7	9	6	4	0	8	2	1	50	16.7
ROBINSON	3	0	63	17	24	.708	0	0	.000	2	2	1.000	6	8	14	5	3	0	2	2	1	36	12.0
BROWN	3	3	110	7	17	.412	0	0	.000	10	13	.769	9	18	27	3	9	0	5	7	4	24	8.0
CAMPBELL	3	3	63	5	17	.294	0	0	.000	9	12	.750	3	10	13	2	14	1	1	5	2	19	6.3
COLEMAN	3	0	62	5	22	.227	1	7	.143	4	5	.800	4	12	16	4	9	0	3	3	1	15	5.0
HAWKINS	3	0	40	3	8	.375	1	4	.250	5	7	.714	1	7	8	3	4	0	3	0	0	12	4.0
BURRELL	2	0	12	2	3	.667	0	1	.000	1	2	.500	0	3	3	1	0	0	2	0	0	5	2.5
MAGLOIRE	3	0	29	2	5	.400	0	0	.000	2	8	.250	2	5	7	0	6	0	0	1	3	6	2.0
RECASNER	2	0	9	0	1	.000	0	0	.000	3	4	.750	0	1	1	2	0	0	0	1	0	3	1.5
THORPE	2	0	8	0	3	.000	0	0	.000	0	0	.000	1	0	1	0	1	0	0	1	0	0	0.0
HORNETS	3	-	720	103	223	.462	15	35	.429	81	102	.794	36	95	131	55	62	1	37	42	12	302	100.7

2000 OVERALL PLAYOFF STATISTICS

MIAMI HEAT (6-4)

PLAYER	G	GS	MIN	-FIELD GOALS-			-3-POINT FG-			-FREE THROWS-			-REBOUNDS-				PF	DQ	STL	TO	BLK	PTS	AVG
				FG	FGA	PCT	FG	FGA	PCT	FT	FTA	PCT	OFF	DEF	TOT	AST							
MOURNING	10	10	376	76	157	.484	0	1	.000	64	96	.667	31	69	100	14	40	1	2	24	33	216	21.6
MASHBURN	10	10	423	63	157	.401	13	33	.394	36	42	.857	9	37	46	32	30	0	11	24	2	175	17.5
BUFORD	1	0	16	4	8	.500	1	2	.500	2	2	1.000	0	1	1	1	3	0	0	0	0	11	11.0
MAJERLE	10	10	372	30	71	.423	20	50	.400	10	14	.714	5	65	70	32	34	0	21	11	1	90	9.0
HARDAWAY	7	7	182	20	68	.294	7	34	.206	7	10	.700	1	14	15	33	10	0	5	11	0	54	7.7
CARTER	10	3	275	32	77	.416	1	6	.167	12	16	.750	8	32	40	56	23	0	12	24	2	77	7.7
BROWN	10	10	308	35	82	.427	0	0	.000	5	6	.833	26	56	82	11	42	3	8	11	4	75	7.5
WEATHERSPOON	10	0	170	25	60	.417	0	0	.000	14	24	.583	18	23	41	1	23	0	4	8	3	64	6.4
BOWEN	10	0	157	10	27	.370	5	22	.227	10	16	.625	1	9	10	8	27	1	7	6	4	35	3.5
THORPE	10	0	136	13	27	.481	0	1	.000	7	14	.500	6	23	29	3	29	0	0	11	2	33	3.3
STRICKLAND	1	0	10	1	3	.333	0	0	.000	0	2	.000	0	0	0	0	0	0	2	1	0	2	2.0
HEAT	10	-	2425	309	737	.419	47	149	.315	167	242	.690	105	329	434	191	261	5	72	140	51	832	83.2
OPPONENTS	10	-	2425	288	713	.404	39	114	.342	192	251	.765	78	303	381	139	233	3	67	128	33	807	80.7

DUNKS:

Miami-35 (Mourning-20; Thorpe-5; Weatherspoon-4; Brown-3; Buford-1; Majerle-1; Mashburn-1)

Opponents-22

TECHNICAL FOULS:

Miami-7 (Hardaway-1; Mourning-1; Illegal Defense-5)

Opponents-8 (Includes two for Illegal Defense)

EJECTIONS:

Miami-0

Opponents-0

PLAYER	SINGLE-GAME HIGHS							AVERAGE PER GAME							CAREER HIGHS (C=SET, T=TIED THIS SEASON)						
	MIN	REB	AST	ST	TO	BLK	PTS	MIN	REB	AST	STL	TO	BLK	PTS	FG	FGA	FT	FTA	REB	AST	PTS
MOURNING	46	17	3	1	9	9	29	37.6	10.0	1.4	0.20	2.4	3.30	21.6	13	26	15	18	20	4	34
MASHBURN	48	7	5	2	5	1	29	42.3	4.6	3.2	1.10	2.4	0.20	17.5	10C	22C	9C	9C	8	5T	29C
BUFORD	16	1	1	0	0	0	11	16.0	1.0	1.0	0.00	0.0	0.00	11.0	4C	8C	2C	2C	1C	1C	11C
MAJERLE	45	12	7	4	3	1	16	37.2	7.0	3.2	2.10	1.1	0.10	9.0	12	24	10	12	12T	9	34
HARDAWAY	36	4	7	1	3	0	15	26.0	2.1	4.7	0.71	1.6	0.00	7.7	15	29	9	15	8	20	38
CARTER	42	7	13	4	5	2	15	27.5	4.0	5.6	1.20	2.4	0.20	7.7	6C	13C	4C	4C	7C	13C	15C
BROWN	42	16	3	2	3	1	14	30.8	8.2	1.1	0.80	1.1	0.40	7.5	8	17C	8	10	16C	3C	20
WEATHERSPOON	36	10	1	1	3	1	18	17.0	4.1	0.1	0.40	0.8	0.30	6.4	8C	11C	5	6T	10C	1T	18C
BOWEN	26	3	2	2	1	1	11	15.7	1.0	0.8	0.70	0.6	0.40	3.5	3C	5C	3C	4C	3C	2C	11C
THORPE	26	10	1	0	3	1	10	13.6	2.9	0.3	0.00	1.1	0.20	3.3	12	17	11	14	17	6	28
STRICKLAND	10	0	0	2	1	0	2	10.0	0.0	0.0	2.00	1.0	0.00	2.0	4	5	2	2T	7	1	9
HEAT	265	50	22	11	23	11	95	242.5	43.4	19.1	7.20	14.0	5.10	83.2	39	87	31	43	53	27	114
OPPONENTS	265	46	19	10	19	10	91	242.5	38.1	13.9	6.70	12.8	3.30	80.7	47	91	31T	42C	54	33	120

2000 PLAYOFF STATISTICS

First Round vs. Detroit (3-0)

MIAMI	G	GS	MIN	-FIELD GOALS-			-3-POINT FG-			-FREE THROWS-			-REBOUNDS-				PF	DQ	STL	TO	BLK	PTS	AVG
				FG	FGA	PCT	FG	FGA	PCT	FT	FTA	PCT	OFF	DEF	TOT	AST							
MASHBURN	3	3	120	23	47	.489	4	8	.500	14	17	.824	1	14	15	15	10	0	2	8	1	64	21.3
MOURNING	3	3	96	19	35	.543	0	1	.000	16	22	.727	9	17	26	4	12	0	0	4	14	54	18.0
BUFORD	1	0	16	4	8	.500	1	2	.500	2	2	1.000	0	1	1	1	3	0	0	0	0	11	11.0
MAJERLE	3	3	103	9	19	.474	7	14	.500	5	6	.833	0	16	16	6	11	0	8	6	1	30	10.0
CARTER	3	3	116	13	34	.382	0	0	.000	2	4	.500	0	13	13	29	8	0	8	11	2	28	9.3
WEATHERSPOON	3	0	68	11	23	.478	0	0	.000	6	8	.750	6	10	16	0	9	0	2	5	1	28	9.3
BROWN	3	3	71	12	24	.500	0	0	.000	0	0	.000	5	12	17	3	14	1	1	6	1	24	8.0
BOWEN	3	0	70	5	11	.455	2	8	.250	4	8	.500	1	3	4	4	12	1	5	2	1	16	5.3
THORPE	3	0	50	6	11	.545	0	1	.000	1	4	.250	3	13	16	2	10	0	0	8	1	13	4.3
STRICKLAND	1	0	10	1	3	.333	0	0	.000	0	2	.000	0	0	0	0	0	0	2	1	0	2	2.0
HEAT	3	-	720	103	215	.479	14	34	.412	50	73	.685	25	99	124	64	89	2	28	51	22	270	90.0

DETROIT	G	GS	MIN	-FIELD GOALS-			-3-POINT FG-			-FREE THROWS-			-REBOUNDS-				PF	DQ	STL	TO	BLK	PTS	AVG
				FG	FGA	PCT	FG	FGA	PCT	FT	FTA	PCT	OFF	DEF	TOT	AST							
STACKHOUSE	3	3	120	24	59	.407	3	7	.429	23	31	.742	1	11	12	10	4	0	2	14	0	74	24.7
HILL	2	2	55	6	16	.375	1	2	.500	9	10	.900	0	11	11	9	7	0	1	10	0	22	11.0
CURRY	3	1	79	12	23	.522	0	0	.000	4	6	.667	0	3	3	3	5	0	1	2	1	28	9.3
HUNTER	3	3	93	10	32	.313	1	9	.111	4	6	.667	0	7	7	5	4	0	5	5	1	25	8.3
MILLS	3	3	77	9	15	.600	6	9	.667	1	2	.500	0	6	6	1	12	1	2	2	0	25	8.3
LAETTNER	3	3	75	7	17	.412	0	0	.000	6	8	.750	2	13	15	6	14	0	0	3	1	20	6.7
MOORE	3	0	42	5	12	.417	0	0	.000	8	8	1.000	7	5	12	3	9	0	1	4	0	18	6.0
WILLIAMS	3	0	73	7	14	.500	0	0	.000	1	8	.125	7	14	21	2	8	0	3	3	0	15	5.0
BUECHLER	3	0	34	2	7	.286	2	5	.400	0	0	.000	0	4	4	1	4	0	0	0	1	6	2.0
CROTTY	3	0	51	2	10	.200	0	3	.000	2	2	1.000	0	4	4	4	4	0	1	4	1	6	2.0
MONTROSS	2	0	5	0	0	.000	0	0	.000	0	0	.000	0	2	2	0	2	0	0	0	0	0	0.0
VAUGHT	2	0	16	0	3	.000	0	0	.000	0	0	.000	1	5	6	0	1	0	2	1	0	0	0.0
PISTONS	3	-	720	84	208	.404	13	35	.371	58	81	.716	18	85	103	44	74	1	18	51	5	239	79.7

Conference Semifinals vs. New York (3-4)

MIAMI	G	GS	MIN	-FIELD GOALS-			-3-POINT FG-			-FREE THROWS-			-REBOUNDS-				PF	DQ	STL	TO	BLK	PTS	AVG
				FG	FGA	PCT	FG	FGA	PCT	FT	FTA	PCT	OFF	DEF	TOT	AST							
MOURNING	7	7	280	57	122	.467	0	0	.000	48	74	.649	22	52	74	10	28	1	2	20	19	162	23.1
MASHBURN	7	7	303	40	110	.364	9	25	.360	22	25	.880	8	23	31	17	20	0	9	16	1	111	15.9
MAJERLE	7	7	269	21	52	.404	13	36	.361	5	8	.625	5	49	54	26	23	0	13	5	0	60	8.6
HARDAWAY	7	7	182	20	68	.294	7	34	.206	7	10	.700	1	14	15	33	10	0	5	11	0	54	7.7
BROWN	7	7	237	23	58	.397	0	0	.000	5	6	.833	21	44	65	8	28	2	7	5	3	51	7.3
CARTER	7	0	159	19	43	.442	1	6	.167	10	12	.833	8	19	27	27	14	0	4	12	0	49	7.0
WEATHERSPOON	7	0	102	14	37	.378	0	0	.000	8	16	.500	12	13	25	1	14	0	2	3	2	36	5.1
THORPE	7	0	86	7	16	.438	0	0	.000	6	10	.600	3	10	13	1	19	0	0	3	1	20	2.9
BOWEN	7	0	87	5	16	.313	3	14	.214	6	8	.750	0	6	6	4	15	0	2	4	3	19	2.7
HEAT	7	-	1705	206	522	.395	33	115	.287	117	169	.692	80	230	310	127	171	3	44	88	29	562	80.3

NEW YORK	G	GS	MIN	-FIELD GOALS-			-3-POINT FG-			-FREE THROWS-			-REBOUNDS-				PF	DQ	STL	TO	BLK	PTS	AVG
				FG	FGA	PCT	FG	FGA	PCT	FT	FTA	PCT	OFF	DEF	TOT	AST							
SPREWELL	7	7	305	43	115	.374	1	5	.200	37	43	.860	5	28	33	28	14	0	13	18	4	124	17.7
HOUSTON	7	7	294	40	101	.396	8	20	.400	24	26	.923	2	21	23	11	16	0	8	16	0	112	16.0
EWING	7	7	256	36	89	.404	0	0	.000	30	42	.714	18	58	76	1	29	0	9	11	10	102	14.6
WARD	7	7	209	30	61	.492	11	32	.344	6	9	.667	4	28	32	23	14	0	8	11	1	77	11.0
JOHNSON	7	7	254	23	53	.434	2	10	.200	14	18	.778	6	28	34	11	21	0	2	8	0	62	8.9
CAMBY	7	0	179	13	39	.333	0	0	.000	11	17	.646	17	33	50	3	27	1	3	5	12	37	5.3
CHILDS	7	0	135	11	29	.379	4	12	.333	10	11	.909	0	12	12	16	21	1	3	6	0	36	5.1
THOMAS	7	0	72	8	18	.444	0	0	.000	2	4	.500	8	10	18	2	17	0	3	2	1	18	2.6
DUDLEY	1	0	1	0	0	.000	0	0	.000	0	0	.000	0	0	0	0	0	0	0	0	0	0	0.0
KNICKS	7	-	1705	204	505	.404	26	79	.329	134	170	.788	60	218	278	95	159	2	49	77	28	568	81.1

1999 OVERALL PLAYOFF STATISTICS

MIAMI HEAT (2-3)

PLAYER	G	GS	MIN	-FIELD GOALS-			-3-POINT FG-			-FREE THROWS-			-REBOUNDS-				PF	DQ	STL	TO	BLK	PTS	AVG
				FG	FGA	PCT	FG	FGA	PCT	FT	FTA	PCT	OFF	DEF	TOT	AST							
MOURNING	5	5	194	38	73	.521	0	0	.000	32	49	.653	7	34	41	4	19	0	8	12	14	108	21.6
BROWN	5	5	144	21	45	.467	0	1	.000	9	10	.900	14	17	31	5	17	0	2	3	2	51	10.2
MASHBURN	5	5	152	19	49	.388	6	14	.429	6	9	.667	4	9	13	10	11	0	2	10	0	50	10.0
LENARD	4	0	57	12	22	.545	9	14	.643	4	4	1.000	0	1	1	3	4	0	0	1	1	37	9.3
HARDAWAY	5	5	182	15	56	.268	5	25	.200	10	16	.625	3	11	14	32	14	0	5	18	1	45	9.0
PORTER	5	0	139	15	32	.469	3	12	.250	12	15	.800	3	16	19	15	8	0	3	8	0	45	9.0
WEATHERSPOON	5	0	112	9	26	.346	0	0	.000	11	17	.647	4	17	21	2	8	0	7	3	1	29	5.8
MAJERLE	5	5	152	5	26	.192	5	22	.227	5	7	.714	3	26	29	6	15	0	5	3	2	20	4.0
STRICKLAND	2	0	8	1	2	.500	0	0	.000	2	2	1.000	1	2	3	0	0	0	1	1	0	4	2.0
CAUSWELL	4	0	20	1	2	.500	0	0	.000	4	6	.667	0	2	2	1	2	0	1	0	0	6	1.5
ASKINS	4	0	27	0	4	.000	0	3	.000	0	0	.000	2	2	4	0	5	0	2	0	1	0	0.0
WALTERS	3	0	13	0	3	.000	0	2	.000	0	0	.000	0	0	0	0	4	0	0	0	0	0	0.0
HEAT	5	-	1200	136	340	.400	28	93	.301	95	135	.704	41	137	178	82	103	0	36	63	22	395	79.0
OPPONENTS	5	-	1200	156	356	.438	23	70	.329	80	105	.762	56	146	202	64	119	0	39	63	15	415	83.0

DUNKS:

Miami-11 (Mourning-8; Brown-1; Mashburn-1; Weatherspoon-1)

Opponents-10

TECHNICAL FOULS:

Miami-5 (Brown-2; Hardaway-2; Illegal Defense-1)

Opponents-4

EJECTIONS:

Miami-2 (Brown-1; Hardaway-1)

Opponents-0

PLAYER	SINGLE-GAME HIGHS							AVERAGE PER GAME							CAREER HIGHS (C=SET, T-TIED THIS SEASON)							
	MIN	REB	AST	ST	TO	BLK	PTS	MIN	REB	AST	STL	TO	BLK	PTS	FG	FGA	FT	FTA	REB	AST	PTS	
MOURNING	46	13	2	3	5	5	27	38.8	8.2	0.8	1.60	2.4	2.80	21.6	13	26	15	18	20	4	34	
BROWN	36	12	2	1	2	1	16	28.8	6.2	1.0	0.40	0.6	0.40	10.2	8	12	8	10	14	27	20	
MASHBURN	37	4	4	2	3	0	16	30.4	2.6	2.0	0.40	2.0	0.00	10.0	7	18	6	7	8	5	22	
LENARD	20	1	2	0	1	1	13	14.3	0.3	0.8	0.00	0.3	0.25	9.3	10	17	8	9	7	5	28	
HARDAWAY	41	4	11	4	4	1	14	36.4	2.8	6.4	1.00	3.6	0.20	9.0	15	29	9	15	8	20	38	
PORTER	32	6	7	2	3	0	16	27.8	3.8	3.0	0.60	1.6	0.00	9.0	13	19	15	16	8	15	41	
WEATHERSPOON	31	6	1	3	2	1	14	22.4	4.2	0.4	1.40	0.6	0.20	5.8	5C	10C	5C	6C	6C	1C	14C	
MAJERLE	39	10	3	2	2	1	9	30.4	5.8	1.2	1.00	0.6	0.40	4.0	12	24	10	12	12	9	34	
STRICKLAND	5	2	0	1	1	0	4	4.0	1.5	0.0	0.50	0.5	0.00	2.0	4	5	2C	2T	7	1	9	
CAUSWELL	7	1	1	1	0	0	4	5.0	0.5	0.3	0.25	0.0	0.00	1.5	1T	2	4C	4T	7	1T	4C	
ASKINS	14	4	0	2	0	1	0	6.8	1.0	0.0	0.50	0.0	0.25	0.0	4	7	3	0	5	3	13	
WALTERS	6	0	2	0	0	0	0	4.3	0.0	1.3	0.00	0.0	0.00	0.0	1	2C	0	0	0	2C	2	
HEAT	240	37	22	11	18	6	87	240.0	35.6	16.4	7.20	12.6	4.40	79.0	39	87	31	43	53	27	114	
OPPONENTS	240	45	18	11	16	6	97	240.0	40.4	12.8	7.80	12.6	3.00	83.0	47	91	31	37	54	33	120	

NEW YORK	G	GS	MIN	-FIELD GOALS-			-3-POINT FG-			-FREE THROWS-			-REBOUNDS-				PF	DQ	STL	TO	BLK	PTS	AVG
				FG	FGA	PCT	FG	FGA	PCT	FT	FTA	PCT	OFF	DEF	TOT	AST							
SPREWELL	5	0	159	29	66	.439	2	7	.286	21	26	.808	5	16	21	9	7	0	6	14	0	81	16.2
HOUSTON	5	5	177	27	58	.466	2	5	.400	20	22	.909	1	11	12	7	10	0	1	12	0	76	15.2
EWING	5	5	172	30	68	.441	0	0	.000	13	20	.650	10	44	54	3	14	0	5	5	6	73	14.6
JOHNSON	5	5	176	25	61	.410	9	28	.321	1	5	.200	10	19	29	9	12	0	5	9	0	60	12.0
CAMBY	5	0	103	15	22	.682	0	0	.000	7	11	.636	11	15	26	2	18	0	6	1	3	37	7.4
WARD	5	5	145	10	30	.333	7	22	.318	5	6	.833	4	8	12	22	14	0	9	8	0	32	6.4
CHILDS	5	0	108	6	17	.353	3	8	.375	7	9	.778	4	11	15	8	12	0	3	6	0	22	4.4
THOMAS	5	5	103	9	25	.360	0	0	.000	2	2	1.000	5	15	20	3	19	0	3	4	5	20	4.0
DUDLEY	3	0	38	3	4	.750	0	0	.000	2	2	1.000	6	4	10	0	10	0	1	0	1	8	2.7
BRUNSON	4	0	11	2	3	.667	0	0	.000	2	2	1.000	0	0	0	1	1	0	0	3	0	6	1.5
H. WILLIAMS	3	0	8	0	2	.000	0	0	.000	0	0	.000	0	3	3	0	2	0	0	0	0	0	0.0
KNICKS	5	-	1200	156	356	.438	23	70	.329	80	105	.762	56	146	202	64	119	0	39	63	15	415	83.0

1998 OVERALL PLAYOFF STATISTICS

MIAMI HEAT (2-3)

PLAYER	G	GS	MIN	-FIELD GOALS-			-3-POINT FG-			-FREE THROWS-			-REBOUNDS-				PF	DQ	STL	TO	BLK	PTS	AVG
				FG	FGA	PCT	FG	FGA	PCT	FT	FTA	PCT	OFF	DEF	TOT	AST							
HARDAWAY	5	5	222	42	94	.447	17	39	.436	29	37	.784	3	14	17	33	9	0	6	18	0	130	26.0
MOURNING	4	4	138	29	56	.518	0	0	.000	19	29	.655	10	24	34	5	18	0	3	8	10	77	19.3
LENARD	5	5	186	24	52	.462	9	26	.346	15	20	.750	1	18	19	7	20	0	1	11	2	72	14.4
MURDOCK	5	0	125	11	32	.344	2	9	.222	23	28	.821	3	17	20	15	11	0	7	4	0	47	9.4
BROWN	5	5	190	19	37	.514	0	0	.000	8	22	.364	15	29	44	4	22	1	7	6	3	46	9.2
MASHBURN	5	3	129	12	45	.267	4	11	.364	3	4	.750	4	18	22	9	21	2	3	9	1	31	6.2
MAJERLE	2	2	62	3	8	.375	2	6	.333	1	2	.500	1	4	5	5	3	0	4	1	1	9	4.5
STRICKLAND	3	0	28	4	5	.800	0	0	.000	1	2	.500	2	5	7	0	4	0	0	0	1	9	3.0
CONLON	3	0	46	3	7	.429	0	0	.000	1	2	.500	1	3	4	3	7	0	1	6	1	7	2.3
MILLS	2	0	11	1	5	.200	1	4	.250	1	2	.500	0	3	3	0	3	0	0	0	0	4	2.0
ASKINS	4	0	58	2	7	.286	1	5	.200	0	0	.000	1	6	7	1	9	0	2	1	0	5	1.3
CAUSWELL	1	1	5	0	0	.000	0	0	.000	0	0	.000	0	2	2	0	0	0	0	1	0	0	0.0
HEAT	5	-	1200	150	348	.431	36	100	.360	101	148	.682	41	143	184	82	127	3	34	68	19	437	87.4
OPPONENTS	5	-	1200	155	358	.433	23	61	.377	115	146	.788	56	153	209	95	132	2	42	73	7	448	89.6

DUNKS:

Miami-13 (Mourning-7; Brown-4; Strickland-2)
Opponents-6

TECHNICAL FOULS:

Miami-3 (Mourning-2; Hardaway-1)
Opponents-8 (Includes four for Illegal Defense)

EJECTIONS:

Miami-1 (Mourning)
Opponents-1

PLAYER	SINGLE-GAME HIGHS							AVERAGE PER GAME							CAREER HIGHS (C=SET, T=TIED THIS SEASON)						
	MIN	REB	AST	ST	TO	BLK	PTS	MIN	REB	AST	STL	TO	BLK	PTS	FG	FGA	FT	FTA	REB	AST	PTS
HARDAWAY	48	5	9	2	4	0	34	44.4	3.4	6.6	1.20	3.6	0.00	26.0	15	29	9T	15	8	20	38
MOURNING	45	13	3	2	4	4	30	34.5	8.5	1.3	0.75	2.0	2.50	19.3	13	26	15	18	20	4	34
LENARD	41	7	3	1	4	2	28	37.2	3.8	1.4	0.20	2.2	0.40	14.4	10C	17C	8	9	7T	5	28C
MURDOCK	30	6	5	2	2	0	16	25.0	4.0	3.0	1.40	0.8	0.00	9.4	5C	12C	6C	8C	6C	5C	16C
BROWN	47	10	2	2	2	1	18	38.0	8.8	0.8	1.40	1.2	0.60	9.2	8C	12	8	10	14	2T	20
MASHBURN	41	7	5	1	4	1	14	25.8	4.4	1.8	0.60	1.8	0.20	6.2	7	18C	6	7	8	5T	22
MAJERLE	38	4	3	3	1	1	8	31.0	2.5	2.5	2.00	0.5	0.50	4.5	12	24	10	12	12	9	34
STRICKLAND	24	7	0	0	0	1	9	9.3	2.3	0.0	0.00	0.0	0.33	3.0	4C	5T	1C	2T	7C	1	9C
CONLON	28	4	2	1	3	1	4	15.3	1.3	1.0	0.33	2.0	0.33	2.3	2C	3C	2	2T	4C	2C	4C
MILLS	6	2	0	0	0	0	4	5.5	1.5	0.0	0.00	0.0	0.00	2.0	7	14	4	6	10	4	17
ASKINS	21	5	1	1	1	0	3	14.5	1.8	0.3	0.50	0.3	0.00	1.3	4	7	3	3	5T	3	13
CAUSWELL	5	2	0	0	1	0	0	5.0	2.0	0.0	0.00	1.0	0.00	0.0	1	2	3	4	3T	3	0
HEAT	240	44	18	10	18	7	94	240.0	36.8	16.4	6.80	13.6	3.80	87.4	39	87	31	43	53	27	114
OPPONENTS	240	50	26	10	22	2	98	240.0	41.8	19.0	8.40	14.6	1.40	89.6	47	91	31	37T	54	33	120

NEW YORK	G	GS	MIN	-FIELD GOALS-			-3-POINT FG-			-FREE THROWS-			-REBOUNDS-				PF	DQ	STL	TO	BLK	PTS	AVG
				FG	FGA	PCT	FG	FGA	PCT	FT	FTA	PCT	OFF	DEF	REB	AST							
HOUSTON	5	5	206	39	91	.429	4	14	.286	34	39	.872	4	20	24	15	12	0	4	17	0	116	23.2
JOHNSON	4	4	157	29	61	.475	0	1	.000	25	32	.781	14	15	29	6	13	0	4	12	2	83	20.8
STARKS	5	1	158	28	55	.509	11	23	.478	17	20	.850	3	17	20	10	19	1	9	6	1	84	16.8
OAKLEY	5	5	189	17	42	.405	0	0	.000	16	17	.941	11	36	47	10	19	1	5	8	0	50	10.0
CHILDS	5	0	122	11	32	.344	3	9	.333	6	10	.600	2	9	11	15	16	0	1	8	0	31	6.2
B. WILLIAMS	2	0	37	3	8	.375	0	0	.000	6	6	1.000	7	9	16	1	2	0	0	2	1	12	6.0
WARD	5	5	136	11	26	.423	2	9	.222	5	10	.500	1	18	19	34	15	0	12	8	1	29	5.8
MILLS	4	2	89	8	19	.421	3	5	.600	3	3	1.000	5	11	16	1	12	0	1	1	1	22	5.5
CUMMINGS	4	1	66	5	15	.333	0	0	.000	1	5	.200	5	15	20	2	12	0	3	4	1	11	2.8
DUDLEY	3	2	22	3	7	.429	0	0	.000	2	4	.500	4	3	7	0	8	0	2	1	0	8	2.7
BOWIE	5	0	18	1	2	.500	0	0	.000	0	0	.000	0	0	0	1	4	0	1	1	0	2	0.4
KNICKS	5	-	1200	155	358	.433	23	61	.377	115	146	.788	56	153	209	95	132	2	42	73	7	448	89.6

1997 OVERALL PLAYOFF STATISTICS
MIAMI HEAT (8-9)

PLAYER			-FIELD GOALS-				-3-POINT FG-			-FREE THROWS-			-REBOUNDS-											
	G	GS	MIN	FG	FGA	PCT	FG	FGA	PCT	FT	FTA	PCT	OFF	DEF	TOT	AST	PF	DQ	STL	TO	BLK	PTS	AVG	
HARDAWAY	17	17	701	103	287	.359	42	134	.313	70	88	.795	13	56	69	119	37	0	27	53	1	318	18.7	
MOURNING	17	17	630	107	218	.491	3	8	.375	86	155	.555	44	129	173	18	73	2	11	70	46	303	17.8	
LENARD	17	17	548	63	155	.406	36	91	.396	32	37	.865	12	38	50	36	49	0	11	30	3	194	11.4	
MASHBURN	17	17	554	65	168	.387	22	62	.355	26	40	.650	22	62	84	35	58	2	17	30	2	178	10.5	
BROWN	15	15	451	42	103	.408	0	0	.000	38	53	.717	48	81	129	10	40	0	9	16	20	122	8.1	
MAJERLE	17	2	496	46	117	.393	25	74	.338	19	28	.679	16	56	72	43	31	0	21	13	4	136	8.0	
AUSTIN	15	0	287	36	81	.444	1	4	.250	25	31	.806	16	50	66	6	35	0	6	22	7	98	6.5	
ANDERSON	9	0	120	11	30	.367	2	8	.250	9	10	.900	2	15	17	5	20	0	4	12	2	33	3.7	
ASKINS	12	0	146	10	23	.435	6	12	.500	4	4	1.000	11	17	28	7	26	0	3	3	2	30	2.5	
CROTTY	15	0	125	13	33	.394	5	12	.417	6	7	.857	5	6	11	11	15	0	4	14	0	37	2.5	
PINCKNEY	2	0	6	2	3	.667	0	0	.000	0	0	.000	0	0	0	1	0	0	0	0	0	4	2.0	
STRICKLAND	4	0	16	4	8	.500	0	0	.000	0	2	.000	0	3	3	1	0	0	1	2	0	8	2.0	
HEAT	17	-	4080	502	1226	.409	142	405	.351	315	455	.692	189	513	702	292	384	4	114	276	87	1461	85.9	
OPPONENTS	17	-	4080	525	1279	.410	80	266	.301	327	423	.773	207	506	713	290	383	5	151	242	75	1457	85.7	

DUNKS:

Miami-49 (Mourning-24; Brown-9; Austin-8; Majerle-4; Lenard-1; Mashburn-1; Pinckney-1; Strickland-1)

Opponents-54

TECHNICAL FOULS:

Miami-25 (Brown-4; Mourning-3; Crotty-2; Hardaway-2; Mashburn-2; Anderson-1; Austin-1; Majerle-1; Robertson-1; Illegal Defense-8)

Opponents-31 (Includes seven for Illegal Defense)

EJECTIONS:

Miami-1 (Brown)

Opponents-3

PLAYER	SINGLE-GAME HIGHS							AVERAGE PER GAME							CAREER HIGHS (C=SET, T=TIED THIS SEASON)						
	MIN	REB	AST	ST	TO	BLK	PTS	MIN	REB	AST	STL	TO	BLK	PTS	FG	FGA	FT	FTA	REB	AST	PTS
HARDAWAY	48	8	11	5	6	1	38	41.2	4.1	7.0	1.59	3.1	0.06	18.7	15	29	9C	15	8T	20	38C
MOURNING	44	17	3	3	9	6	28	37.1	10.2	1.1	0.65	4.1	2.71	17.8	13	26	15	18	20	4	34
LENARD	42	7	5	2	4	1	24	32.2	2.9	2.1	0.65	1.8	0.18	11.4	8C	15C	8C	9C	7C	5C	24C
MASHBURN	42	8	5	3	4	1	22	32.6	4.9	2.1	1.00	1.8	0.12	10.5	7C	15C	6C	7C	8C	5C	22C
BROWN	41	14	2	2	2	3	20	30.1	8.6	0.7	0.60	1.1	1.33	8.1	6C	12C	8C	10C	14C	2C	20C
MAJERLE	43	9	6	3	3	1	18	29.2	4.2	2.5	1.24	0.8	0.24	8.0	12	24	10	12	12	9	34
AUSTIN	30	8	2	2	4	2	12	19.1	4.4	0.4	0.40	1.5	0.47	6.5	5C	9C	6C	8C	8C	2C	12C
ANDERSON	26	6	4	2	4	1	9	13.3	1.9	0.6	0.44	1.3	0.22	3.7	18	25	7	9	10	7	38
ASKINS	24	5	3	1	1	1	7	12.2	2.3	0.6	0.25	0.3	0.17	2.5	4	7	3	3	5T	3C	13
CROTTY	23	3	5	1	3	0	8	8.3	0.7	0.7	0.27	0.9	0.00	2.5	3C	6C	3C	3T	3C	5C	8C
PINCKNEY	4	0	1	0	0	0	2	3.0	0.0	0.5	0.00	0.0	0.00	2.0	6	9	8	8	14	2	17
STRICKLAND	6	2	1	1	1	0	6	4.0	0.8	0.3	0.25	0.5	0.00	2.0	3C	5C	0	2C	2C	1C	6C
HEAT	240	53	27	13	32	11	104	240.0	41.3	17.2	6.71	16.2	5.12	85.9	39C	87C	31	43	53C	27C	114
OPPONENTS	240	54	26	19	21	11	100	240.0	41.9	17.1	8.88	14.2	4.41	85.7	47	91	31	37	54C	33	120

1997 PLAYOFF STATISTICS

First Round vs. Orlando (3-2)

MIAMI	G	GS	MIN	-FIELD GOALS-			-3-POINT FG-			-FREE THROWS-			-REBOUNDS-			PF	DQ	STL	TO	BLK	PTS	AVG	
				FG	FGA	PCT	FG	FGA	PCT	FT	FTA	PCT	OFF	DEF	TOT								AST
MOURNING	5	5	188	37	68	.544	0	0	.000	17	35	.486	17	45	62	7	19	0	3	16	13	91	18.2
LENARD	5	5	169	25	56	.446	16	34	.471	7	8	.875	0	10	10	12	14	0	5	10	1	73	14.6
HARDAWAY	5	5	201	25	83	.301	10	40	.250	12	14	.857	6	14	20	49	10	0	8	18	0	72	14.4
BROWN	5	5	166	19	39	.487	0	0	.000	22	25	.880	16	36	52	3	10	0	3	4	7	60	12.0
MASHBURN	5	5	160	19	50	.380	8	18	.444	7	12	.583	6	25	31	16	18	1	6	6	1	53	10.6
MAJERLE	5	0	128	21	43	.488	8	24	.333	1	1	1.000	8	8	16	13	7	0	4	5	2	51	10.2
AUSTIN	3	0	48	6	15	.400	0	0	.000	8	10	.800	6	9	15	3	4	0	0	3	2	20	6.7
ASKINS	5	0	92	7	16	.438	4	7	.571	4	4	1.000	7	10	17	5	14	0	2	1	2	22	4.4
CROTTY	4	0	24	4	7	.571	2	5	.400	0	0	.000	1	2	3	1	5	0	0	2	0	10	2.5
PINCKNEY	2	0	6	2	3	.667	0	0	.000	0	0	.000	0	0	0	1	0	0	0	0	0	4	2.0
ANDERSON	2	0	8	1	3	.333	0	0	.000	0	0	.000	0	1	1	0	1	0	0	0	0	2	1.0
STRICKLAND	2	0	10	1	3	.333	0	0	.000	0	2	.000	0	2	2	1	0	0	1	1	0	2	1.0
HEAT	5	-	1200	167	386	.433	48	128	.375	78	111	.703	67	162	229	111	102	1	32	69	28	460	92.0

ORLANDO	G	GS	MIN	-FIELD GOALS-			-3-POINT FG-			-FREE THROWS-			-REBOUNDS-				PF	DQ	STL	TO	BLK	PTS	AVG
				FG	FGA	PCT	FG	FGA	PCT	FT	FTA	PCT	OFF	DEF	TOT	AST							
HARDAWAY	5	5	220	52	111	.468	11	30	.367	40	54	.741	7	23	30	17	14	0	12	9	7	155	31.0
STRONG	5	5	195	21	40	.525	0	1	.000	19	25	.760	20	30	50	4	20	1	2	14	2	61	12.2
ARMSTRONG	5	0	143	20	42	.476	6	18	.333	11	13	.846	3	18	21	17	6	0	8	7	1	57	11.4
WILKINS	5	0	144	16	45	.356	3	9	.333	12	14	.857	3	6	9	4	7	0	0	3	2	47	9.4
SEIKALY	3	3	86	7	22	.318	0	0	.000	5	7	.714	5	11	16	0	10	0	1	4	3	19	6.3
ANDERSON	5	5	130	12	36	.333	4	15	.267	0	2	.000	3	26	29	3	8	0	3	6	9	28	5.6
SCHAYES	5	2	92	9	23	.391	0	0	.000	4	4	1.000	4	8	12	5	16	0	2	4	1	22	4.4
SCOTT	5	1	94	6	23	.261	3	11	.273	0	0	.000	2	7	9	5	8	0	2	2	0	15	3.0
McCASKILL	2	0	7	2	3	.667	0	0	.000	1	3	.333	0	3	3	1	1	0	0	0	0	5	2.5
SHAW	5	4	82	3	19	.158	2	6	.333	2	4	.500	1	8	9	8	5	0	1	8	1	10	2.0
EVANS	2	0	7	1	1	1.000	0	0	.000	0	0	.000	0	0	0	0	2	0	1	0	0	2	1.0
MAGIC	5	-	1200	149	365	.408	29	90	.322	94	126	.746	48	140	188	66	95	1	32	62	26	421	84.2

Conference Semifinals vs. New York (4-3)

MIAMI	G	GS	MIN	-FIELD GOALS-			-3-POINT FG-			-FREE THROWS-			-REBOUNDS-				PF	DQ	STL	TO	BLK	PTS	AVG
				FG	FGA	PCT	FG	FGA	PCT	FT	FTA	PCT	OFF	DEF	TOT	AST							
HARDAWAY	7	7	292	51	127	.402	21	52	.404	37	49	.755	2	24	26	42	13	0	16	25	0	160	22.9
MOURNING	7	7	250	48	103	.466	2	6	.333	36	69	.522	15	49	64	7	36	2	7	27	20	134	19.1
LENARD	7	7	217	22	59	.373	8	30	.267	20	22	.909	4	18	22	15	14	0	2	10	1	72	10.3
BROWN	5	5	159	15	34	.441	0	0	.000	14	22	.636	21	29	50	6	16	0	4	6	10	44	8.8
MASHBURN	7	7	236	21	58	.362	8	21	.381	11	15	.733	10	21	31	10	21	0	9	10	1	61	8.7
MAJERLE	7	2	218	17	44	.386	12	29	.414	13	20	.650	6	34	40	23	12	0	9	6	2	59	8.4
AUSTIN	7	0	140	15	37	.405	1	11	.091	6	8	.750	5	22	27	1	19	0	5	10	5	37	5.3
ANDERSON	4	0	60	6	13	.462	1	3	.333	2	2	1.000	1	6	7	5	10	0	2	7	1	15	3.8
CROTTY	7	0	76	8	22	.364	3	7	.429	4	5	.800	4	3	7	4	8	0	3	8	0	23	3.3
ASKINS	3	0	30	1	2	.500	1	2	.500	0	0	.000	1	6	7	0	6	0	0	0	0	3	1.0
STRICKLAND	1	0	2	0	0	.000	0	0	.000	0	0	.000	0	0	0	0	0	0	0	0	0	0	0.0
HEAT	7	-	1680	204	499	.409	57	151	.377	143	212	.675	69	212	281	113	155	2	57	115	40	608	86.9


NEW YORK	G	GS	MIN	-FIELD GOALS-			-3-POINT FG-			-FREE THROWS-			-REBOUNDS-				PF	DQ	STL	TO	BLK	PTS	AVG
				FG	FGA	PCT	FG	FGA	PCT	FT	FTA	PCT	OFF	DEF	TOT	AST							
EWING	6	6	235	60	123	.488	0	1	.000	22	29	.759	21	48	69	8	19	0	2	16	13	142	23.7
HOUSTON	6	6	243	36	93	.387	16	34	.471	28	31	.903	2	14	16	14	10	0	3	17	3	116	19.3
STARKS	6	1	170	26	64	.406	7	27	.259	18	21	.857	4	16	20	14	20	1	6	14	0	77	12.8
JOHNSON	6	6	193	22	45	.489	2	6	.333	25	30	.833	9	18	27	14	16	0	7	11	1	71	11.8
OAKLEY	7	7	266	26	66	.394	0	1	.000	19	22	.864	18	51	69	10	26	0	16	16	3	71	10.1
CHILDS	7	7	236	23	56	.411	4	15	.267	13	17	.765	8	28	36	37	31	1	15	19	0	63	9.0
B. WILLIAMS	7	1	135	10	24	.417	0	0	.000	5	13	.385	8	17	25	3	22	0	1	4	3	25	3.6
WALLACE	4	1	40	4	15	.267	0	1	.000	2	2	1.000	2	5	7	5	6	0	1	2	2	10	2.5
WARD	6	0	129	5	19	.263	0	6	.000	3	4	.750	1	17	18	26	15	1	13	10	0	13	2.2
McCARTY	2	0	4	2	2	1.000	0	0	.000	0	0	.000	0	0	0	0	0	0	1	0	0	4	2.0
H. WILLIAMS	2	0	22	2	5	.400	0	0	.000	0	0	.000	0	1	1	0	3	0	0	0	0	4	2.0
BROOKS	4	0	7	1	2	.500	0	0	.000	1	1	1.000	0	0	0	0	0	0	0	0	0	3	0.8
KNICKS	7	-	1680	217	514	.422	29	91	.319	136	170	.800	73	215	288	131	168	3	65	113	25	599	85.6

1997 PLAYOFF STATISTICS

Conference Finals vs. Chicago (1-4)

MIAMI	G	GS	MIN	-FIELD GOALS-			-3-POINT FG-			-FREE THROWS-			-REBOUNDS-				PF	DQ	STL	TO	BLK	PTS	AVG
				FG	FGA	PCT	FG	FGA	PCT	FT	FIA	PCT	OFF	DEF	TOT	AST							
HARDAWAY	5	5	208	27	77	.351	11	42	.262	21	25	.840	5	18	23	28	14	0	3	10	1	86	17.2
MOURNING	5	5	192	22	47	.468	1	2	.500	33	51	.647	12	35	47	4	18	0	1	27	13	78	15.6
MASHBURN	5	5	158	25	60	.417	6	23	.261	8	13	.615	6	16	22	9	19	1	2	14	0	64	12.8
LENARD	5	5	162	16	40	.400	12	27	.444	5	7	.714	8	10	18	9	21	0	4	10	1	49	9.8
AUSTIN	5	0	99	15	29	.517	0	3	.000	11	13	.846	5	19	24	2	12	0	1	9	0	41	8.2
STRICKLAND	1	0	4	3	5	.600	0	0	.000	0	0	.000	0	1	1	0	0	0	0	1	0	6	6.0
ANDERSON	3	0	52	4	14	.286	1	5	.200	7	8	.875	1	8	9	0	9	0	2	5	1	16	5.3
MAJERLE	5	0	150	8	30	.267	5	21	.238	5	7	.714	2	14	16	7	12	0	8	2	0	26	5.2
BROWN	5	5	126	8	30	.267	0	0	.000	2	6	.333	11	16	27	1	14	0	2	6	3	18	3.6
ASKINS	4	0	24	2	5	.400	1	3	.333	0	0	.000	3	1	4	2	6	0	1	2	0	5	1.3
CROTTY	4	0	25	1	4	.250	0	0	.000	2	2	1.000	0	1	1	6	2	0	1	4	0	4	1.0
HEAT	5	-	1200	131	341	.384	37	126	.294	94	132	.712	53	139	192	68	127	1	25	92	19	393	78.6

CHICAGO	G	GS	MIN	-FIELD GOALS-			-3-POINT FG-			-FREE THROWS-			-REBOUNDS-				PF	DQ	STL	TO	BLK	PTS	AVG
				FG	FGA	PCT	FG	FGA	PCT	FT	FIA	PCT	OFF	DEF	TOT	AST							
JORDAN	5	5	209	53	137	.387	2	17	.118	43	50	.860	13	27	40	13	13	0	9	13	4	151	30.2
PIPPEN	5	5	170	30	72	.417	9	27	.333	15	18	.833	8	17	25	14	12	0	8	15	1	84	16.8
HARPER	5	5	141	14	36	.389	6	18	.333	7	11	.636	6	16	22	20	12	0	9	4	3	41	8.2
LONGLEY	5	5	105	15	26	.577	0	0	.000	5	8	.625	9	11	20	5	17	0	2	7	7	35	7.0
RODMAN	5	5	176	11	29	.379	1	6	.167	7	9	.778	24	38	62	10	20	1	5	10	0	30	6.0
DELE	5	0	113	11	25	.440	0	0	.000	4	7	.571	13	15	28	3	19	0	6	4	6	26	5.2
KUKOC	5	0	96	6	27	.222	1	7	.143	6	10	.600	5	10	15	18	5	0	6	6	0	19	3.8
BUECHLER	5	0	58	7	16	.438	1	4	.250	2	3	.667	4	9	13	2	5	0	0	1	1	17	3.4
KERR	5	0	74	5	15	.333	2	6	.333	5	6	.833	0	2	2	4	6	0	5	1	1	17	3.4
BROWN	5	0	37	6	14	.429	0	0	.000	1	3	.333	2	3	5	2	8	0	4	1	1	13	2.6
CAFFEY	4	0	21	1	3	.333	0	0	.000	2	2	1.000	2	3	5	2	3	0	0	2	0	4	1.0
BULLS	5	-	1200	159	400	.398	22	85	.259	97	127	.764	86	151	237	93	120	1	54	67	24	437	87.4



Tim Hardaway led the HEAT in points and assists during the 1997 postseason en route to leading Miami to its first Eastern Conference Finals appearance.

1996 OVERALL PLAYOFF STATISTICS

MIAMI HEAT (0-3)

PLAYER	G	GS	MIN	-FIELD GOALS-			-3-POINT FG-			-FREE THROWS-			-REBOUNDS-				PF	DQ	STL	TO	BLK	PTS	AVG
				FG	FGA	PCT	FG	FGA	PCT	FT	FTA	PCT	OFF	DEF	TOT	AST							
MOURNING	3	3	92	17	35	.486	0	0	.000	20	28	.714	3	15	18	4	13	1	2	16	3	54	18.0
HARDAWAY	3	3	110	20	43	.465	8	22	.364	5	7	.714	1	4	5	17	10	0	3	15	0	53	17.7
CHAPMAN	3	3	88	12	28	.429	3	13	.231	0	0	.000	0	6	6	5	6	0	3	1	0	27	9.0
DANILOVIC	3	0	60	9	18	.500	4	10	.400	3	3	1.000	1	0	1	4	8	0	1	3	0	25	8.3
SMITH	3	0	61	9	19	.474	4	10	.400	0	0	.000	3	1	4	8	7	0	4	3	0	22	7.3
GATLING	3	0	68	6	22	.273	0	0	.000	6	12	.500	10	14	24	1	8	1	2	8	0	18	6.0
WILLIAMS	3	3	70	6	18	.333	1	9	.111	1	2	.500	3	9	12	5	4	0	1	3	1	14	4.7
ASKINS	3	0	48	4	11	.364	2	6	.333	3	3	1.000	3	5	8	2	9	0	1	4	0	13	4.0
THOMAS	3	3	60	4	10	.400	0	0	.000	4	4	1.000	4	12	16	3	13	1	2	5	1	12	3.5
SCHAYES	2	0	17	3	4	.750	0	0	.000	1	2	.500	2	2	4	0	1	0	0	2	0	7	2.5
CORBIN	2	0	34	1	5	.200	0	0	.000	3	4	.750	4	3	7	1	3	0	2	1	0	5	1.0
KING	1	0	12	0	3	.000	0	0	.000	1	2	.500	0	3	3	1	1	0	0	0	0	1	0.0
HEAT	3	-	720	91	216	.421	22	70	.314	47	67	.701	34	74	108	51	83	3	21	63	5	251	83.7
OPPONENTS	3	-	720	116	227	.511	18	58	.310	70	102	.686	41	89	130	75	70	1	31	48	10	320	106.7

DUNKS:

Miami-7 (Mourning-3; Askins-1; Chapman-1; Thomas-1; Williams-1)

Opponents-11

TECHNICAL FOULS:

Miami-9 (Gatling-2; Hardaway-2; McAdoo-1; Mourning-1; Riley-1; Thomas-1; Illegal Defense-1)

Opponents-2

EJECTIONS:

Miami-3 (Gatling-1; Mourning-1; Riley-1)

Opponents-1

PLAYER	SINGLE-GAME HIGHS								AVERAGE PER GAME							
	MIN	REB	AST	ST	TO	BLK	PTS		MIN	REB	AST	STL	TO	BLK	PTS	
MOURNING	41	8	2	1	7	2	30		30.7	6.0	1.3	0.67	5.3	1.00	18.0	
HARDAWAY	44	3	7	3	9	0	30		36.7	1.7	5.7	1.00	5.0	0.00	17.7	
CHAPMAN	34	4	2	2	1	0	11		29.3	2.0	1.7	1.00	0.3	0.00	9.0	
DANILOVIC	23	1	2	1	3	0	15		20.0	0.3	1.3	0.33	1.0	0.00	8.3	
SMITH	26	2	3	2	1	0	10		20.3	1.3	2.7	1.33	1.0	0.00	7.3	
GATLING	26	11	1	1	5	0	10		22.7	8.0	0.3	0.67	2.7	0.00	6.0	
WILLIAMS	34	8	2	1	1	1	12		23.3	4.0	1.7	0.33	1.0	0.33	4.7	
ASKINS	30	3	1	1	3	0	13		16.0	2.7	0.7	0.33	1.3	0.00	4.3	
THOMAS	26	8	2	1	2	1	6		20.0	5.3	1.0	0.67	1.7	0.33	4.0	
SCHAYES	10	3	0	0	1	0	5		8.5	2.0	0.0	0.00	1.0	0.00	3.5	
CORBIN	26	4	1	1	1	0	5		17.0	3.5	0.5	1.00	0.5	0.00	2.5	
KING	12	3	1	0	0	0	1		12.0	3.0	1.0	0.00	0.0	0.00	1.0	
HEAT	240	38	22	8	28	2	91		240.0	36.0	17.0	7.00	21.0	1.67	83.7	
OPPONENTS	240	48	31	14	21	4	112		240.0	43.3	25.0	10.33	16.0	3.33	106.7	

CHICAGO	G	GS	MIN	-FIELD GOALS-			-3-POINT FG-			-FREE THROWS-			-REBOUNDS-				PF	DQ	STL	TO	BLK	PTS	AVG
				FG	FGA	PCT	FG	FGA	PCT	FT	FTA	PCT	OFF	DEF	TOT	AST							
JORDAN	3	3	103	32	62	.516	5	10	.500	21	27	.778	3	8	11	8	5	0	5	4	1	90	30.0
PIPPEN	3	3	116	20	36	.556	5	13	.385	14	23	.609	11	23	34	21	5	0	9	10	5	59	19.7
KUKOC	3	3	105	17	37	.459	1	16	.063	8	11	.727	4	15	19	11	6	0	1	6	1	43	14.3
HARPER	3	3	89	13	19	.684	1	3	.333	3	8	.375	4	5	9	11	7	0	7	6	0	30	10.0
KERR	3	0	72	6	15	.400	3	10	.300	13	14	.929	0	4	4	10	4	0	3	2	0	28	9.3
LONGLEY	3	3	50	8	17	.471	0	0	.000	5	6	.833	6	7	13	4	13	1	0	6	2	21	7.0
EDWARDS	1	0	8	2	3	.667	0	0	.000	1	2	.500	0	2	2	0	2	0	0	1	0	5	5.0
BUECHLER	3	0	34	5	12	.417	3	6	.500	0	0	.000	1	5	6	1	3	0	1	2	0	13	4.3
RODMAN	3	0	59	4	8	.500	0	0	.000	3	6	.500	7	11	18	6	12	0	0	4	0	11	3.7
BROWN	3	0	22	4	6	.667	0	0	.000	1	2	.500	0	1	1	0	1	0	1	0	0	9	3.0
WENNINGTON	3	0	28	4	8	.500	0	0	.000	0	0	.000	5	4	9	2	4	0	3	1	0	8	2.7
SALLEY	3	0	34	1	4	.250	0	0	.000	1	3	.333	0	4	4	1	8	0	1	3	1	3	1.0
BULLS	3	-	720	116	227	.511	18	58	.310	70	102	.686	41	89	130	75	70	1	31	48	10	320	106.7

1994 OVERALL PLAYOFF STATISTICS

MIAMI HEAT (2-3)

PLAYER	G	GS	MIN	-FIELD GOALS-			-3-POINT FG-			-FREE THROWS-			-REBOUNDS-				PF	DQ	STL	TO	BLK	PTS	AVG
				FG	FGA	PCT	FG	FGA	PCT	FT	FTA	PCT	OFF	DEF	TOT	AST							
SMITH	5	5	192	33	80	.413	9	22	.409	21	25	.840	17	13	30	11	12	0	4	10	2	96	19.2
COLES	5	0	140	25	47	.532	1	4	.250	18	23	.783	2	12	14	17	15	0	7	11	1	69	13.8
RICE	5	5	195	26	68	.382	7	23	.304	6	8	.750	6	30	36	10	14	0	11	14	2	65	13.0
LONG	4	2	110	14	36	.389	0	0	.000	21	27	.778	10	8	18	7	16	1	3	10	2	49	12.3
SALLEY	5	5	201	22	57	.386	0	0	.000	11	16	.688	16	24	40	8	21	1	2	6	5	55	11.0
SEIKALY	5	3	165	14	32	.438	0	0	.000	13	23	.565	19	28	47	8	22	0	4	11	7	41	8.2
MINER	4	0	57	12	26	.462	0	0	.000	8	11	.727	3	5	8	2	4	0	1	2	0	32	8.0
SHAW	5	5	112	16	41	.390	0	13	.000	7	12	.583	3	17	20	9	8	0	4	13	1	39	7.8
BURTON	2	0	11	1	4	.250	0	2	.000	0	0	.000	0	0	0	0	3	0	0	1	0	2	1.0
GEIGER	2	0	11	0	2	.000	0	0	.000	1	2	.500	0	4	4	0	1	0	0	0	0	1	0.5
ASKINS	1	0	6	0	1	.000	0	0	.000	0	0	.000	1	0	1	0	0	0	0	2	0	0	0.0
HEAT	5	-	1200	163	394	.414	17	64	.266	106	147	.721	77	141	218	72	116	2	36	82	20	449	89.8
OPPONENTS	5	-	1200	184	410	.449	17	53	.321	98	124	.790	71	145	216	127	125	0	40	70	26	483	96.6

DUNKS:

Miami-17 (Miner-5; Salley-5; Rice-3; Smith-2; Long-1; Seikaly-1)

Opponents-22

TECHNICAL FOULS:

Miami-7 (Askins-1; Long-1; Loughery-1; Rice-1; Illegal Defense-3)

Opponents-5

EJECTIONS:

Miami-1 (Long-1)

Opponents-0

PLAYER	SINGLE-GAME HIGHS							AVERAGE PER GAME						
	MIN	REB	AST	ST	TO	BLK	PTS	MIN	REB	AST	STL	TO	BLK	PTS
SMITH	41	9	4	1	3	1	25	38.4	6.0	2.2	0.80	2.0	0.40	19.2
COLES	32	6	7	4	4	1	18	28.0	2.8	3.4	1.40	2.2	0.20	13.8
RICE	43	10	2	3	4	1	19	39.0	7.2	2.0	2.20	2.8	0.40	13.0
LONG	30	10	2	2	4	1	22	27.5	4.5	1.8	0.75	2.5	0.50	12.3
SALLEY	48	9	2	2	2	2	17	40.2	8.0	1.6	0.40	1.2	1.00	11.0
SEIKALY	44	20	4	2	3	2	13	33.0	9.4	1.6	0.80	2.2	1.40	8.2
MINER	23	3	1	1	2	0	15	14.3	2.0	0.5	0.25	0.5	0.00	8.0
SHAW	32	6	4	2	4	1	17	22.4	4.0	1.8	0.80	2.6	0.20	7.8
BURTON	8	0	0	0	1	0	2	5.5	0.0	0.0	0.00	0.5	0.00	1.0
GEIGER	7	4	0	0	0	0	1	5.5	2.0	0.0	0.00	0.0	0.00	0.5
ASKINS	6	1	0	0	2	0	0	6.0	1.0	0.0	0.00	2.0	0.00	0.0
HEAT	240	48	18	10	18	6	93	240.0	43.6	14.4	7.20	16.4	4.00	89.8
OPPONENTS	240	47	30	10	19	8	104	240.0	43.2	25.4	8.00	14.0	5.20	96.6

ATLANTA	G	GS	MIN	-FIELD GOALS-			-3-POINT FG-			-FREE THROWS-			-REBOUNDS-				PF	DQ	STL	TO	BLK	PTS	AVG
				FG	FGA	PCT	FG	FGA	PCT	FT	FTA	PCT	OFF	DEF	REB	AST							
MANNING	5	5	194	37	78	.474	0	0	.000	16	22	.727	9	16	25	23	17	0	8	13	5	90	18.0
EHLO	5	0	157	28	62	.452	3	16	.188	10	15	.667	8	8	16	16	15	0	4	2	0	69	13.8
BLAYLOCK	5	5	190	21	68	.309	14	35	.400	12	13	.923	8	15	23	48	10	0	10	11	0	68	13.6
WILLIS	5	5	182	28	57	.491	0	1	.000	11	13	.846	18	51	69	5	19	0	3	14	3	67	13.4
AUGMON	5	5	164	23	40	.575	0	0	.000	17	19	.895	7	13	20	16	11	0	4	7	0	63	12.6
KONCAK	5	5	93	18	37	.486	0	0	.000	4	10	.400	2	15	17	7	13	0	3	3	9	40	8.0
FERRELL	5	0	76	10	26	.385	0	1	.000	18	19	.947	10	4	14	7	11	0	2	2	2	38	7.6
LANG	5	0	74	10	21	.476	0	0	.000	7	9	.778	5	12	17	1	15	0	2	5	7	27	5.4
WHATLEY	5	0	50	6	17	.353	0	0	.000	2	2	1.000	3	7	10	4	10	0	3	6	0	14	2.8
KEEFE	3	0	20	3	4	.750	0	0	.000	1	2	.500	1	4	5	0	4	0	1	2	0	7	2.3
HAWKS	5	-	1200	184	410	.449	17	53	.321	98	124	.790	71	145	216	127	125	0	40	70	26	483	96.6

1992 OVERALL PLAYOFF STATISTICS

MIAMI HEAT (0-3)

Management

Players

14/15
Review

Records

Playoffs

History

All-Time
Roster

NBA/NBADL

Opponents

Media

PLAYER	G	GS	MIN	-FIELD GOALS-			-3-POINT FG-			-FREE THROWS-			-REBOUNDS-				PF	DQ	STL	TO	BLK	PTS	AVG
				FG	FGA	PCT	FG	FGA	PCT	FT	FTA	PCT	OFF	DEF	TOT	AST							
SEIKALY	3	3	117	19	35	.543	0	0	.000	24	32	.750	11	19	30	4	15	1	1	9	5	62	20.7
RICE	3	3	119	24	64	.375	3	12	.250	6	7	.857	3	7	10	5	7	0	2	6	0	57	19.0
SMITH	3	3	100	18	34	.529	7	11	.636	5	6	.833	3	3	6	15	2	0	4	3	1	48	16.0
LONG	3	3	120	16	36	.417	0	4	.000	7	10	.700	7	8	15	8	11	0	5	5	0	37	12.3
SHAW	3	3	85	14	30	.467	3	5	.600	5	8	.626	2	11	13	12	13	0	2	7	0	36	12.0
COLES	3	0	45	7	10	.700	1	1	1.000	8	10	.800	2	5	7	6	5	0	3	5	0	23	7.7
EDWARDS	3	0	55	5	13	.385	0	0	.000	5	8	.625	1	6	7	7	3	0	2	5	0	15	5.0
ASKINS	3	0	48	5	11	.455	3	5	.600	0	2	.000	4	5	9	3	7	0	1	1	0	13	4.3
MORTON	1	0	2	0	0	.000	0	0	.000	2	2	1.000	0	0	0	0	0	0	0	1	0	2	2.0
OGG	3	0	15	1	3	.333	0	0	.000	1	2	.500	0	1	1	0	3	0	1	0	3	3	1.0
KESSLER	2	0	12	0	2	.000	0	0	.000	2	2	1.000	0	1	1	0	1	0	0	1	0	2	1.0
SUNDVOLD	1	0	2	0	1	.000	0	0	.000	0	0	.000	0	0	0	0	1	0	0	0	0	0	0.0
HEAT	3	-	720	108	239	.452	16	38	.447	65	89	.730	33	66	99	60	68	1	21	44	9	298	99.3
OPPONENTS	3	-	720	136	254	.535	4	9	.444	76	94	.809	48	88	136	86	69	0	31	38	15	352	117.3

DUNKS:

Miami-19 (Seikaly-6; Rice-5; Long-3; Edwards-2; Smith-2; Shaw-1)

Opponents-23

TECHNICAL FOULS:

Miami-1 (Loughery)

Opponents-1 (Illegal Defense)

EJECTIONS:

Miami-0

Opponents-0

PLAYER	SINGLE-GAME HIGHS							AVERAGE PER GAME						
	MIN	REB	AST	ST	TO	BLK	PTS	MIN	REB	AST	STL	TO	BLK	PTS
SEIKALY	46	12	2	1	5	5	26	39.0	10.0	1.3	0.33	3.0	1.67	20.7
RICE	42	6	3	1	3	0	25	39.7	3.3	1.7	0.67	2.0	0.00	19.0
SMITH	36	5	7	3	2	1	19	33.3	2.0	5.0	1.33	1.0	0.33	16.0
LONG	45	9	4	2	3	0	17	40.0	5.0	2.7	1.67	1.7	0.00	12.3
SHAW	37	6	6	1	3	0	19	28.3	4.3	4.0	0.67	2.3	0.00	12.0
COLES	18	4	4	2	2	0	9	15.0	2.3	2.0	1.00	1.7	0.00	7.7
EDWARDS	26	3	3	2	2	0	8	18.3	2.3	2.3	0.67	1.7	0.00	5.0
ASKINS	25	5	2	1	1	0	8	16.0	3.0	1.0	0.33	0.3	0.00	4.3
MORTON	2	0	0	0	1	0	2	2.0	0.0	0.0	0.00	1.0	0.00	2.0
OGG	8	1	0	1	0	2	3	5.0	0.3	0.0	0.33	0.0	1.00	1.0
KESSLER	7	1	0	0	1	0	2	6.0	0.5	0.0	0.00	0.5	0.00	1.0
SUNDVOLD	2	0	0	0	0	0	0	2.0	0.0	0.0	0.00	0.0	0.00	0.0
HEAT	240	38	21	8	19	6	114	240.0	33.0	20.0	7.00	14.7	3.00	99.3
OPPONENTS	240	52	33	15	17	6	120	240.0	45.3	28.7	10.33	12.7	5.00	117.3

CHICAGO	G	GS	MIN	-FIELD GOALS-			-3-POINT FG-			-FREE THROWS-			-REBOUNDS-				PF	DQ	STL	TO	BLK	PTS	AVG
				FG	FGA	PCT	FG	FGA	PCT	FT	FTA	PCT	OFF	DEF	REB	AST							
JORDAN	3	3	119	53	87	.609	0	0	.000	29	32	.906	6	23	29	20	10	0	9	11	3	135	45.0
PIPPEN	3	3	124	26	47	.553	0	1	.000	20	23	.870	6	12	18	21	8	0	7	4	4	72	24.0
KING	1	0	7	4	7	.571	1	1	1.000	3	4	.750	2	2	4	2	1	0	1	1	0	12	12.0
GRANT	3	3	111	15	26	.577	0	0	.000	4	5	.800	13	12	25	8	8	0	5	3	1	34	11.3
PERDUE	3	0	38	9	13	.692	0	0	.000	5	8	.625	6	7	13	3	8	0	2	3	4	23	7.7
ARMSTRONG	3	0	56	7	14	.500	1	2	.500	6	6	1.000	0	7	7	5	4	0	5	4	0	21	7.0
PAXSON	3	3	78	7	15	.467	0	0	.000	2	2	1.000	0	2	2	12	5	0	0	1	0	16	5.3
LEVINGSTON	3	0	32	6	11	.545	0	0	.000	1	2	.500	5	4	9	2	5	0	0	2	2	13	4.3
CARTWRIGHT	3	3	81	4	12	.333	0	0	.000	3	6	.500	5	7	12	8	9	0	1	3	0	11	3.7
HODGES	3	0	21	3	7	.429	2	3	.667	0	0	.000	0	1	1	2	3	0	0	1	0	8	2.7
WILLIAMS	3	0	35	1	8	.125	0	1	.000	3	6	.500	3	9	12	0	6	0	1	4	1	5	1.7
HANSEN	2	0	18	1	7	.143	0	1	.000	0	0	.000	2	2	4	3	2	0	0	1	0	2	1.0
BULLS	3	-	720	136	254	.535	4	9	.444	76	94	.809	48	88	136	86	69	0	31	38	15	352	117.3

HEAT PLAYOFF FIRSTS

Note: Record was set on April 24, 1992 @ Chicago unless otherwise noted.

First Field Goal:

BRIAN SHAW (Layup, off Grant Long steal)
(At 9:45, first quarter, to tie score, 2-2)

First Offensive Rebound:

BRIAN SHAW (Off own miss) (At 9:07, first quarter)

First Defensive Rebound:

RONY SEIKALY (Off Michael Jordan miss)
(At 7:14, first quarter)

First Steal:

GLEN RICE (Off Michael Jordan errant pass)
(At 11:42, first quarter)

First Turnover:

BRIAN SHAW (Commits offensive foul)
(At 7:33, first quarter)

First Assist:

STEVE SMITH (Pass to Brian Shaw for layup) (At 8:18, first quarter, to make score 9-6, HEAT)

First Free Throw:

STEVE SMITH (After Horace Grant foul)
(At 8:39, first quarter)

First Personal Foul:

GLEN RICE (At 8:31, first quarter)

First Blocked Shot:

STEVE SMITH (At 1:52, third quarter -
April 26, 1992 @ Chicago)

First Three-Point Field Goal:

GLEN RICE (24-ft jumper, left side) (At 5:29, first quarter)

First Dunk:

STEVE SMITH (Off pass from Kevin Edwards)
(At 0:16.4, first quarter)

First 40-Point Game:

DWYANE WADE (42 - May 14, 2005 @ Washington)

First 30-Point Game:

TIM HARDAWAY (30 - April 26, 1996 @ Chicago)

First 20-Point Game:

RONY SEIKALY (26 - April 26, 1992 @ Chicago)

First 20-Rebound Game:

RONY SEIKALY (20 - May 3, 1994 vs. Atlanta)

First 10-Rebound Game:

GLEN RICE (10- April 28, 1994 @ Atlanta)

First Double-Double:

RONY SEIKALY (14 points, 11 rebounds,
April 24, 1992 @ Chicago)

First Triple-Double:

LeBRON JAMES (17 points, 10 rebounds,
10 assists, June 9, 2011 @ Dallas)

First Starting Lineup:

GLEN RICE, GRANT LONG, RONY SEIKALY,
STEVE SMITH, BRIAN SHAW

First Substitution:

KEVIN EDWARDS (At 2:30, first quarter)

Playoff Game:

@ Chicago, April 24, 1992 (Lost 113-94)

Playoff Win:

@ Atlanta, April 28, 1994 (Game 1, 93-88)

Playoff Series Win:

vs. Orlando, May 4, 1997 (Game 5, 91-83,
Miami-3, Orlando-2)

Eastern Conference Semifinals Game:

vs. New York, May 7, 1997 (Lost 88-79)

Eastern Conference Semifinals Playoff Win:

vs. New York, May 9, 1997 (Game 2, 88-84)

Eastern Conference Semifinals Series Win:

vs. New York, May 18, 1997 (Game 7, 101-90)

Eastern Conference Finals Game:

@ Chicago, May 20, 1997 (Lost 84-77)

Eastern Conference Finals Win:

vs. Chicago, May 26, 1997 (Game 4, 87-80)

Eastern Conference Series Win:

vs. Detroit, June 2, 2006 (Game 6, 95-78)

NBA Finals Game:

@ Dallas, June 8, 2006 (Lost 90-80)

NBA Finals Win:

vs. Dallas, June 13, 2006 (Game 3, 98-96)

NBA Finals Series Win:

@ Dallas, June 20, 2006 (Game 6, 95-92)



HISTORY



2013-14 SEASON

RECORD: 54-28 (Eastern Conference Champions/Southeast Division Champions)

HOME: 32-9

ROAD: 22-19

OVERTIME: 2-4



Front Row (L-R): Toney Douglas, Ray Allen, Dwyane Wade, Assistant Coach Ron Rothstein, Assistant Coach Bob McAdoo, Head Coach Erik Spoelstra, Assistant Coach David Fizdale, Assistant Coach Juwan Howard, Assistant Coach Dan Craig, Mario Chalmers, Norris Cole.

Back Row (L-R): Assistant Athletic Trainer/Director of Rehabilitation Rey Jaffet, Equipment Manager/Travel Coordinator Rob Pimental, Head Athletic Trainer Jay Sabol, Video Coordinator Eric Glass, Shane Battier, Udonis Haslem, LeBron James, Chris Andersen, Chris Bosh, Greg Oden, Justin Hamilton, Rashard Lewis, Michael Beasley, James Jones, Director of Basketball Information Technology/Scout Brian Hecker, Assistant Coach/Strength & Conditioning Bill Foran, Neuromuscular Therapist Vinny Aquilino, Assistant Athletic Trainer Mike Mancias.

Head Coach: Erik Spoelstra

Assistant Coaches: Bob McAdoo, Ron Rothstein, David Fizdale, Dan Craig, Juwan Howard, Bill Foran

Team Captains: Udonis Haslem, Dwyane Wade

CONFERENCE RECORDS

	Overall	Home	Road	Overtime
Eastern:	34-18	21-5	13-13	2-2
Western:	20-10	11-4	9-6	0-2

DIVISION RECORDS

	Overall	Home	Road	Overtime
Atlantic:	9-9	5-4	4-5	0-1
Central:	13-5	8-1	5-4	0-1
Southeast:	12-4	8-0	4-4	2-0
Southwest:	6-4	5-0	1-4	0-0
Northwest:	6-4	2-3	4-1	0-1
Pacific:	8-2	4-1	4-1	0-1

RECORDS BY MONTH

	Overall	Home	Road	Overtime
October:	1-1	1-0	0-1	0-0
November:	12-2	7-1	5-1	0-0
December:	11-4	6-1	5-3	1-1
January:	8-6	5-2	3-4	1-1
February:	9-1	3-0	6-1	0-0
March:	10-8	7-2	3-6	0-1
April:	3-6	3-3	0-3	0-1

Playoff Results: Defeated Charlotte in the First Round (4-0); Defeated Brooklyn in the Eastern Conference Semifinals (4-1); Defeated Indiana in the Eastern Conference Finals (4-2); Lost to San Antonio in the NBA Finals (4-1)

NBA Honors: Shane Battier, Twyman-Stokes Teammate of the Year Award; Chris Bosh, All-Star Game, Shooting Stars Champion (All-Star Weekend), Eastern Conference Player of the Week (week ending: Dec. 29, 2013); LeBron James, All-NBA First Team, All-Defensive Second Team, All-Star Game, Eastern Conference Player of the Month (December; February), Eastern Conference Player of the Week (weeks ending Nov. 17, 2013; Dec. 1, 2013); Erik Spoelstra, Eastern Conference Coach of the Month (February); Dwyane Wade, All-Star Game, Eastern Conference Player of the Week (week ending: Dec. 22, 2013)

Home Attendance: 811,036 (19,781 average/19,600 capacity); 41 sellouts

2013-14 GAME BY GAME

DATE	OPPONENTS	SCORE	W/L	REC	STRK	ATTEND	HEAT HIGH SCORER	OPP. HIGH SCORER
1. 10/29	CHICAGO	107-95	W	1-0	+1	19,964	James.....17	Boozler.....31
2. 10/30	@ Philadelphia	114-110	L	1-1	-1	19,523	James.....25	Turner.....26
3. 11/1	@ Brooklyn	101-100	L	1-2	-2	17,732	James.....26	Johnson/Pierce.....19
4. 11/3	WASHINGTON	103-93	W	2-2	+1	19,600	James.....25	Beal.....19
5. 11/5	@ Toronto	104-95	W	3-2	+2	18,470	James.....35	DeRozan.....21
6. 11/7	L.A. CLIPPERS	102-97	W	4-2	+3	19,600	Wade.....29	Griffin.....27
7. 11/9	BOSTON	111-110	L	4-3	-1	19,710	James.....25	Green.....24
8. 11/12	MILWAUKEE	118-95	W	5-3	+1	19,600	James.....33	Henson/Neal.....18
9. 11/15	DALLAS	110-104	W	6-3	+2	19,772	James.....39	Nowitzki.....28
10. 11/16	@ Charlotte	97-81	W	7-3	+3	19,084	James.....30	Walker.....22
11. 11/19	ATLANTA	104-88	W	8-3	+4	19,600	Bosh.....19	Scott.....15
12. 11/20	@ Orlando	120-92	W	9-3	+5	17,256	James.....21	Afflalo.....30
13. 11/23	ORLANDO	101-99	W	10-3	+6	19,647	Wade.....27	Davis.....20
14. 11/25	PHOENIX	107-92	W	11-3	+7	19,758	James.....35	Frye.....16
15. 11/27	@ Cleveland	95-84	W	12-3	+8	20,562	James.....28	Waiters.....24
16. 11/29	@ Toronto	90-83	W	13-3	+9	18,290	James.....27	DeRozan.....25
17. 12/1	CHARLOTTE	99-98	W	14-3	+10	19,617	James.....26	Walker.....27
18. 12/3	DETROIT	107-97	L	14-4	-1	19,741	Beasley/James.....23	Singler.....18
19. 12/5	@ Chicago	107-87	L	14-5	-2	22,125	James.....21	Boozler.....27
20. 12/7	@ Minnesota	103-82	W	15-5	+1	19,888	James.....21	Marlin.....19
21. 12/8	@ Detroit	110-95	W	16-5	+2	18,034	James.....24	Drummond/Jennings.....19
22. 12/10	@ Indiana	90-84	L	16-6	-1	18,165	James/Wade.....17	Hibbert.....24
23. 12/14	CLEVELAND	114-107	W	17-6	+1	19,656	James.....25	Irving.....19
24. 12/16	UTAH	117-94	W	18-6	+2	19,600	James.....30	Burks.....31
25. 12/18	INDIANA	97-94	W	19-6	+3	19,898	Wade.....32	George.....25
26. 12/20	SACRAMENTO	122-103	W	20-6	+4	19,600	Bosh.....25	Cousins.....27
27. 12/23	ATLANTA	*121-119	W	21-6	+5	20,204	James.....38	Teague.....26
28. 12/25	@ L.A. Lakers	101-95	W	22-6	+6	18,997	Bosh/Wade.....23	Young.....20
29. 12/27	@ Sacramento	*108-103	L	22-7	-1	17,317	James.....33	Cousins.....27
30. 12/28	@ Portland	108-107	W	23-7	+1	20,071	Bosh.....37	Matthews.....23
31. 12/30	@ Denver	97-94	W	24-7	+2	19,155	James.....26	Lawson.....26
32. 1/2	GOLDEN STATE	123-114	L	24-8	-1	20,350	James.....26	Curry.....36
33. 1/4	@ Orlando	110-94	W	25-8	+1	18,846	Bosh/Wade.....20	Nelson.....21
34. 1/5	TORONTO	102-97	W	26-8	+2	20,020	James.....30	DeRozan.....26
35. 1/7	NEW ORLEANS	107-88	W	27-8	+3	20,097	James.....32	Davis.....22
36. 1/9	@ New York	102-92	L	27-9	-1	19,812	James.....32	Anthony.....29
37. 1/10	@ Brooklyn	**104-95	L	27-10	-2	17,732	James.....36	Johnson.....32
38. 1/15	@ Washington	114-97	L	27-11	-3	20,356	Bosh.....26	Wall.....25
39. 1/17	@ Philadelphia	101-86	W	28-11	+1	19,286	Bosh.....25	Wroten.....13
40. 1/18	@ Charlotte	*104-96	W	29-11	+2	19,631	James.....34	Jefferson.....22
41. 1/20	@ Atlanta	121-114	L	29-12	-1	19,262	James.....30	Millsap.....26
42. 1/21	BOSTON	93-86	W	30-12	+1	19,619	James.....29	Bass.....15
43. 1/23	L.A. LAKERS	109-102	W	31-12	+2	19,608	Bosh.....21	Gasol/Meeks.....22
44. 1/26	SAN ANTONIO	113-101	W	32-12	+2	19,683	Bosh.....24	Duncan.....23
45. 1/29	OKLAHOMA CITY	112-95	L	32-13	-1	19,673	James.....30	Durant.....33
46. 2/1	@ New York	106-91	W	33-13	+1	19,812	James.....30	Anthony.....26
47. 2/3	DETROIT	102-96	W	34-13	+2	19,802	Wade.....30	Jennings.....26
48. 2/5	@ L.A. Clippers	116-112	W	35-13	+3	19,672	James.....31	Griffin.....43
49. 2/8	@ Utah	94-89	L	35-14	-1	19,911	Wade.....19	Williams.....23
50. 2/11	@ Phoenix	103-97	W	36-14	+1	17,927	James.....37	Green.....26
51. 2/12	@ Golden State	111-110	W	37-14	+2	19,596	James.....36	Curry.....29
52. 2/18	@ Dallas	117-106	W	38-14	+3	20,461	James.....42	Nowitzki.....22
53. 2/20	@ Oklahoma City	103-81	W	39-14	+4	18,203	James.....33	Durant.....28
54. 2/23	CHICAGO	93-79	W	40-14	+5	19,848	Bosh.....28	Gibson/Noah.....20
55. 2/27	NEW YORK	108-82	W	41-14	+6	19,634	James.....31	Anthony.....29
56. 3/1	ORLANDO	112-98	W	42-14	+7	19,834	Wade.....24	Harris.....20
57. 3/3	CHARLOTTE	124-107	W	43-14	+8	19,727	James.....61	Jefferson.....38
58. 3/4	@ Houston	106-103	L	43-15	-1	18,523	Beasley/Wade.....24	Howard.....22
59. 3/6	@ San Antonio	111-87	L	43-16	-2	18,581	Bosh.....24	Duncan.....23
60. 3/9	@ Chicago	*95-88	L	43-17	-3	22,028	Wade.....25	Augustin.....22
61. 3/10	WASHINGTON	99-90	W	44-17	+1	19,657	James.....23	Beal.....18
62. 3/12	BROOKLYN	96-95	L	44-18	-1	19,616	Bosh.....24	Pierce.....29
63. 3/14	DENVER	111-107	L	44-19	-2	19,600	Allen.....22	Faried.....24
64. 3/16	HOUSTON	113-104	W	45-19	+1	19,666	Allen.....25	Harden.....30
65. 3/18	@ Cleveland	100-96	W	46-19	+2	20,562	James.....43	Jack.....22
66. 3/19	@ Boston	101-96	L	46-20	-1	18,624	Wade.....17	Bradley.....23
67. 3/21	MEMPHIS	91-86	W	47-20	+1	20,007	Allen.....18	Randolph.....25
68. 3/22	@ New Orleans	105-95	L	47-21	-1	18,185	James.....25	Davis.....30
69. 3/24	PORTLAND	93-91	W	48-21	+1	20,030	James.....32	Lillard.....19
70. 3/26	@ Indiana	84-83	L	48-22	-1	18,165	James.....38	George.....23
71. 3/28	@ Detroit	110-78	W	49-22	+1	21,231	Haslem/James.....17	Bynum/Monroe.....12
72. 3/29	@ Milwaukee	88-67	W	50-22	+2	17,986	Bosh.....14	Sessions.....15
73. 3/31	TORONTO	93-83	W	51-22	+3	19,831	James.....32	Vasquez.....17
74. 4/2	MILWAUKEE	97-77	W	52-22	+4	19,609	James.....17	Sessions.....19
75. 4/4	MINNESOTA	**122-121	L	52-23	-1	19,661	James.....34	Love.....28
76. 4/6	NEW YORK	102-91	W	53-23	+1	19,647	James.....38	J. Smith.....32
77. 4/8	BROOKLYN	88-87	L	53-24	-1	19,600	James.....29	Johnson.....19
78. 4/9	@ Memphis	107-102	L	53-25	-2	18,119	James.....37	Conley.....26
79. 4/11	INDIANA	98-86	W	54-25	+1	20,300	James.....36	George.....22
80. 4/12	@ Atlanta	98-85	L	54-26	-1	19,287	James.....27	Teague.....25
81. 4/14	@ Washington	114-93	L	54-27	-2	20,356	Beasley.....18	Ariza.....25
82. 4/16	PHILADELPHIA	100-87	L	54-28	-3	20,350	Wade.....16	Young.....20

(*Overtime **Double Overtime)

FINAL 2013-14 STATISTICS (54-28)

Eastern Conference Champions/Southeast Division Champions

PLAYER	G	GS	MIN	-FIELD GOALS-			-3-POINT FG-			-FREE THROWS-			-REBOUNDS-			PF	DQ	STL	TO	BLK	PTS	AVG	
				FG	FGA	PCT	FG	FGA	PCT	FT	FTA	PCT	OFF	DEF	TOT								AST
JAMES	77	77	2902	767	1353	.567	116	306	.379	439	585	.750	81	452	533	489	126	1	121	270	26	2089	27.1
WADE	54	53	1775	415	761	.545	9	32	.281	189	258	.733	60	181	241	252	106	0	79	161	29	1028	19.0
BOSH	79	79	2531	492	953	.516	74	218	.339	223	272	.820	98	424	522	87	192	1	80	125	78	1281	16.2
CHALMERS	73	73	2178	254	560	.454	87	226	.385	121	163	.742	41	173	214	357	210	0	119	162	16	716	9.8
ALLEN	73	9	1936	240	543	.442	116	309	.375	105	116	.905	23	182	205	143	115	0	54	84	8	701	9.6
BEASLEY	55	2	831	177	355	.499	21	54	.389	61	79	.772	31	141	172	41	93	1	23	57	21	436	7.9
ANDERSEN	72	0	1396	177	275	.644	3	12	.250	120	169	.710	129	250	379	19	162	1	32	53	97	477	6.6
COLE	82	6	2014	207	500	.414	60	174	.345	53	68	.779	17	143	160	248	156	0	77	127	5	527	6.4
JONES	20	6	236	31	68	.456	28	54	.519	7	11	.636	2	21	23	9	6	0	3	4	4	97	4.9
LEWIS	60	6	971	98	236	.415	46	134	.343	26	33	.788	24	86	110	57	90	0	53	35	8	268	4.5
BATTIER	73	56	1468	105	275	.382	73	210	.348	15	23	.652	34	104	138	63	124	0	50	21	39	298	4.1
DOUGLAS (TOT)	51	17	675	73	190	.384	31	102	.304	25	34	.735	18	69	87	68	81	0	19	34	5	202	4.0
DOUGLAS (MIA)	27	17	410	41	104	.394	12	43	.279	20	26	.769	14	47	61	49	47	0	13	18	3	114	4.2
HASLEM	46	18	653	74	146	.507	0	0	.000	25	44	.568	42	133	175	13	79	1	11	24	15	173	3.8
HAMILTON (TOT)	8	0	72	9	20	.450	3	9	.333	5	5	1.000	4	3	7	0	8	0	5	4	0	26	3.3
HAMILTON (MIA)	7	0	68	9	20	.450	3	9	.333	5	5	1.000	4	3	7	0	8	0	4	3	0	26	3.7
MASON, JR.	25	2	260	25	67	.373	17	48	.354	7	7	1.000	1	21	22	19	26	0	6	9	1	74	3.0
ODEN	23	6	212	27	49	.551	0	0	.000	13	23	.565	23	31	54	1	52	0	7	12	13	67	2.9
LIGGINS	1	0	1	1	1	1.000	0	0	.000	0	0	0.000	1	0	1	0	0	0	0	0	0	2	2.0
ANTHONY	12	0	37	2	6	.333	0	0	.000	2	2	1.000	2	5	7	0	4	0	0	1	4	6	0.5
HEAT	82	-	19880	3142	6272	.501	665	1829	.364	1431	1884	.760	627	2397	3024	1847	1596	5	732	1212	367	8380	102.2
OPPONENTS	82	-	19880	2961	6475	.457	694	1917	.362	1374	1832	.750	886	2420	3306	1751	1675	8	667	1369	256	7990	97.4

DUNKS:

Miami-382 (James-134; Andersen-78; Bosh-65; Wade-39; Oden-20; Beasley-19; Haslem-8; Allen-6; Chalmers-4; Lewis-4; Cole-3; Battier-1; Hamilton-1)

Opponents-334

CHARGES TAKEN:

Miami-67 (Battier-27; Haslem-17; Bosh-7; Chalmers-4; Hamilton-3; Allen-2; James-2; Jones-2; Andersen-1; Beasley-1; Cole-1)

Opponents-44

TECHNICAL FOULS:

Miami-46 (James-5; Wade-5; Chalmers-4; Spoelstra-4; Bosh-3; Cole-2; Andersen-1; Haslem-1; Lewis-1; Defensive 3-Seconds-18; Delay of Game-2)

Opponents-64 (includes 32 for Defensive 3-Seconds and 2 for Delay of Game)

EJECTIONS:

Miami-1 (Chalmers-1)

Opponents-2

PLAYER	— SINGLE-GAME HIGHS —							— AVERAGE PER GAME —							— CAREER HIGHS (C=SET, T=TIED THIS SEASON) —						
	MIN	REB	AST	ST	TO	BLK	PTS	MIN	REB	AST	STL	TO	BLK	PTS	FG	FGA	FT	FTA	REB	AST	PTS
JAMES	49	14	13	6	8	3	61	37.7	6.9	6.4	1.57	3.5	0.34	27.1	22C	36	24	28	19	16	61C
WADE	40	10	12	8	7	3	32	32.9	4.5	4.7	1.46	3.0	0.54	19.0	19	39	23	24	16	16	55
BOSH	45	12	4	4	5	5	37	32.0	6.6	1.1	1.01	1.6	0.99	16.2	16	31	22	24	22	9	44
CHALMERS	44	9	11	5	5	2	24	29.8	2.9	4.9	1.63	2.2	0.22	9.8	12	21	9	12	9C	13	34
ALLEN	43	9	7	3	4	1	25	26.5	2.8	2.0	0.74	1.2	0.11	9.6	17	32	19	20	13	13	54
BEASLEY	33	9	4	2	4	3	24	15.1	3.1	0.7	0.42	1.0	0.38	7.9	17	31	12	12	16	9	42
ANDERSEN	33	14	2	3	3	6	18	19.4	5.3	0.3	0.44	0.7	1.35	6.6	8	14	9	12	18	4	18T
COLE	52	7	9	4	4	2	18	24.6	2.0	3.0	0.94	1.5	0.06	6.4	8T	16	7	8	11	9T	20
JONES	34	4	3	1	2	1	17	11.8	1.2	0.5	0.15	0.2	0.20	4.9	10	16	9	11	12	5	27
LEWIS	33	9	5	5	3	2	18	16.2	1.8	1.0	0.88	0.6	0.13	4.5	18	30	17	20	19	9	50
BATTIER	40	5	5	3	3	3	16	20.1	1.9	0.9	0.68	0.3	0.53	4.1	12	20	9	11	14	8	33
DOUGLAS (TOT)	39	9	5	2	4	1	21	13.2	1.7	1.3	0.37	0.7	0.10	4.0	10	19	8	8	10	11	30
DOUGLAS (MIA)	39	9	5	2	4	1	14	15.2	2.3	1.8	0.48	0.7	0.11	4.2							
HASLEM	31	11	3	2	3	3	17	14.2	3.8	0.3	0.24	0.5	0.33	3.8	12	21	12	12	18	7	28
HAMILTON (TOT)	24	3	0	2	2	0	7	9.0	0.9	0.0	0.63	0.5	0.00	3.3	2C	6C	2C	2C	3C	C	7C
HAMILTON (MIA)	24	3	0	2	2	0	7	9.8	1.0	0.0	0.57	0.4	0.00	3.7							
MASON, JR.	23	4	2	2	3	1	12	10.4	0.9	0.8	0.24	0.4	0.04	3.0	13	21	6	7	9	6	32
ODEN	15	6	1	2	2	2	8	9.2	2.3	0.0	0.30	0.5	0.57	2.9	9	14	10	12	20	3	24
LIGGINS	1	1	0	0	0	0	2	1.4	1.0	0.0	0.00	0.0	0.00	2.0	4	6	3	4	9	2	11
ANTHONY	9	2	0	0	1	2	2	3.1	0.6	0.0	0.00	0.1	0.33	0.5	6	9	7	8	16	3	13
HEAT	290	52	33	19	22	12	124	242.4	36.9	22.5	8.93	14.8	4.48	102.2	56	113	47	61	69	39	141
OPPONENTS	290	52	36	16	24	7	123	242.4	40.3	21.4	8.13	16.7	3.12	97.4	59	115	47	57	69	42	148

2012-13 SEASON

RECORD: 66-16 (NBA Champions/Eastern Conference Champions/Southeast Division Champions)

HOME: 37-4

ROAD: 29-12

OVERTIME: 5-1



Front Row (L-R): Norris Cole, Dwyane Wade, Assistant Coach/Video Coordinator Dan Craig, Assistant Coach Ron Rothstein, Assistant Coach Bob McAdoo, Head Coach Erik Spoelstra, Assistant Coach Keith Askins, Assistant Coach David Fizdale, Assistant Coach Chad Kammerer, Mario Chalmers, Ray Allen.

Back Row (L-R): Assistant Athletic Trainer/Director of Rehabilitation Rey Jaffet, Equipment Manager Rob Pimental, Head Athletic Trainer Jay Sabol, Shane Battier, Mike Miller, LeBron James, Jarvis Varnado, Chris Andersen, Chris Bosh, Joel Anthony, Rashard Lewis, Juwan Howard, Udonis Haslem, James Jones, Assistant Coach/Strength & Conditioning Bill Foran, Neuromuscular Therapist Vinny Aquilino, Assistant Athletic Trainer Mike Mancias.

Head Coach: Erik Spoelstra

Assistant Coaches: Bob McAdoo, Keith Askins, Ron Rothstein, David Fizdale, Chad Kammerer, Bill Foran, Dan Craig

Team Captains: Udonis Haslem, Dwyane Wade

CONFERENCE RECORDS

	Overall	Home	Road	Overtime
Eastern:	41-11	23-3	18-8	3-1
Western:	25-5	14-1	11-4	2-0

DIVISION RECORDS

	Overall	Home	Road	Overtime
Atlantic:	14-4	7-2	7-2	1-1
Central:	12-6	8-1	4-5	1-0
Southeast:	15-1	8-0	7-1	1-0
Southwest:	9-1	5-0	4-1	1-0
Northwest:	8-2	5-0	3-2	0-0
Pacific:	8-2	4-1	4-1	1-0

RECORDS BY MONTH

	Overall	Home	Road	Overtime
October:	1-0	1-0	0-0	0-0
November:	10-3	6-0	4-3	1-0
December:	10-5	7-2	3-3	1-0
January:	8-5	4-1	4-4	2-1
February:	12-1	7-0	5-1	1-0
March:	17-1	7-0	10-1	0-0
April:	8-1	5-1	3-0	0-0

Playoff Results: Defeated Milwaukee in the First Round (4-0); Defeated Chicago in the Eastern Conference Semifinals (4-1); Defeated Indiana in the Eastern Conference Finals (4-3); Defeated San Antonio in the NBA Finals (4-3)

NBA Honors: Shane Battier, Magic Johnson Award; Chris Bosh, All-Star Game, Shooting Stars Champion (All-Star Weekend); LeBron James, NBA Finals MVP, NBA Regular Season MVP, All-NBA First Team, All-Defensive First Team, All-Star Game, Eastern Conference Player of the Month (October/November; December; January; February; March), Eastern Conference Player of the Week (weeks ending Nov. 11, 2012; Nov. 18, 2012; Dec. 23, 2012; Feb. 10, 2013; Feb. 24, 2013); Erik Spoelstra, Eastern Conference All-Star Head Coach, Eastern Conference Coach of the Month (February; March); Dwyane Wade, All-NBA Third Team, All-Star Game, Eastern Conference Player of the Week (week ending: Mar. 10, 2013)

Home Attendance: 819,290 (19,983 average/19,600 capacity); 41 sellouts

2012-13 GAME BY GAME

	DATE	OPPONENTS	SCORE	W/L	REC	STRK	ATTEND	HEAT HIGH SCORER	OPP. HIGH SCORER
1.	10/30	BOSTON	120-107	W	1-0	+1	20,296	Wade.....	Pierce.....
2.	11/2	@ New York	104-84	L	1-1	-1	19,033	James.....	Anthony.....
3.	11/3	DENVER	119-116	W	2-1	+1	20,104	Bosh.....	Faried/Iguodala.....
4.	11/5	PHOENIX	124-99	W	3-1	+2	19,600	James.....	Brown.....
5.	11/7	BROOKLYN	103-73	W	4-1	+3	19,627	Wade.....	Williams.....
6.	11/9	@ Atlanta	95-89	W	5-1	+4	16,785	Bosh.....	Teague.....
7.	11/11	@ Memphis	104-86	L	5-2	-1	18,119	Bosh.....	Ellington.....
8.	11/12	@ Houston	113-110	W	6-2	+1	18,041	James.....	Parsons.....
9.	11/14	@ L.A. Clippers	107-100	L	6-3	-1	19,146	James.....	Crawford.....
10.	11/15	@ Denver	98-93	W	7-3	+1	19,155	James.....	A. Miller.....
11.	11/17	@ Phoenix	97-88	W	8-3	+2	16,840	Bosh.....	Mark Morris.....
12.	11/21	MILWAUKEE	*113-106	W	9-3	+3	19,971	James/Wade.....	Jennings.....
13.	11/24	CLEVELAND	110-108	W	10-3	+4	20,064	James.....	Pargo/Walters.....
14.	11/29	SAN ANTONIO	105-100	W	11-3	+5	19,703	James.....	Neal.....
15.	12/1	BROOKLYN	102-89	W	12-3	+6	19,961	Wade.....	Blatche.....
16.	12/4	@ Washington	105-101	L	12-4	-1	17,761	James.....	Crawford.....
17.	12/6	NEW YORK	112-92	L	12-5	-2	19,740	James.....	Felton.....
18.	12/8	NEW ORLEANS	106-90	W	13-5	+1	19,600	Wade.....	Anderson.....
19.	12/10	ATLANTA	101-92	W	14-5	+2	19,600	James.....	Smith.....
20.	12/12	GOLDEN STATE	97-95	L	14-6	-1	19,600	James.....	Thompson.....
21.	12/15	WASHINGTON	102-72	W	15-6	+1	19,724	James.....	Beal.....
22.	12/18	MINNESOTA	103-92	W	16-6	+2	19,862	Wade.....	Kirilenko.....
23.	12/20	@ Dallas	110-95	W	17-6	+3	20,160	James.....	Crowder.....
24.	12/22	UTAH	105-89	W	18-6	+4	20,087	James.....	Mar. Williams.....
25.	12/25	OKLAHOMA CITY	103-97	W	19-6	+5	20,300	James.....	Durant.....
26.	12/26	@ Charlotte	105-92	W	20-6	+6	19,602	Wade.....	Walker.....
27.	12/28	@ Detroit	109-99	L	20-7	-1	22,076	James.....	Bynum.....
28.	12/29	@ Milwaukee	104-85	L	20-8	-2	18,717	James.....	Jennings.....
29.	12/31	@ Orlando	*112-110	W	21-8	+1	19,311	James.....	Afflalo.....
30.	1/2	DALLAS	*119-109	W	22-8	+2	20,102	James.....	Mayo.....
31.	1/4	CHICAGO	96-89	L	22-9	-1	20,138	James.....	Boozer.....
32.	1/6	WASHINGTON	99-71	W	23-9	+1	20,228	James.....	Seraphin.....
33.	1/8	@ Indiana	87-77	L	23-10	-1	18,165	Wade.....	George.....
34.	1/10	@ Portland	92-90	L	23-11	-2	20,536	Bosh.....	Batum.....
35.	1/12	@ Sacramento	128-99	W	24-11	+1	14,367	Chalmers.....	Thomas.....
36.	1/14	@ Utah	104-97	L	24-12	-1	19,911	James.....	Jefferson.....
37.	1/16	@ Golden State	92-75	W	25-12	+1	19,596	James.....	Jack.....
38.	1/17	@ L.A. Lakers	99-90	W	26-12	+2	18,997	James.....	Bryant.....
39.	1/23	TORONTO	*123-116	W	27-12	+3	20,002	Wade.....	Anderson.....
40.	1/25	DETROIT	110-88	W	28-12	+4	20,236	Wade.....	Monroe.....
41.	1/27	@ Boston	**100-98	L	28-13	-1	18,624	James.....	Garnett.....
42.	1/30	@ Brooklyn	105-85	W	29-13	+1	17,732	James.....	Lopez.....
43.	2/1	@ Indiana	102-89	L	29-14	-1	18,165	James.....	West.....
44.	2/3	@ Toronto	100-85	W	30-14	+1	19,800	James.....	Gay.....
45.	2/4	CHARLOTTE	99-94	W	31-14	+2	19,600	James.....	Sessions.....
46.	2/6	HOUSTON	114-108	W	32-14	+3	19,693	James.....	Harden.....
47.	2/8	L.A. CLIPPERS	111-89	W	33-14	+4	19,902	James.....	Jordan.....
48.	2/10	L.A. LAKERS	107-97	W	34-14	+5	20,300	James.....	Bryant.....
49.	2/12	PORTLAND	117-104	W	35-14	+6	20,032	Bosh.....	Lillard.....
50.	2/14	@ Oklahoma City	110-100	W	36-14	+7	18,203	James.....	Durant.....
51.	2/20	@ Atlanta	103-90	W	37-14	+8	18,238	James.....	Horford.....
52.	2/21	@ Chicago	86-67	W	38-14	+9	22,640	James.....	Robinson.....
53.	2/23	@ Philadelphia	114-90	W	39-14	+10	20,665	Wade.....	Jr. Holiday.....
54.	2/24	CLEVELAND	109-105	W	40-14	+11	20,006	James.....	Walters.....
55.	2/26	SACRAMENTO	**141-129	W	41-14	+12	19,734	James.....	Thornton.....
56.	3/1	MEMPHIS	98-91	W	42-14	+13	20,128	Wade.....	Gasol.....
57.	3/3	@ New York	99-93	W	43-14	+14	19,033	James.....	Anthony.....
58.	3/4	@ Minnesota	97-81	W	44-14	+15	18,391	Wade.....	Williams.....
59.	3/6	ORLANDO	97-96	W	45-14	+16	20,001	James.....	Vucevic.....
60.	3/8	PHILADELPHIA	102-93	W	46-14	+17	20,029	James.....	T. Young.....
61.	3/10	INDIANA	105-91	W	47-14	+18	20,219	Chalmers.....	West.....
62.	3/12	ATLANTA	98-81	W	48-14	+19	20,350	Wade.....	Smith.....
63.	3/13	@ Philadelphia	98-94	W	49-14	+20	20,398	James.....	T. Young.....
64.	3/15	@ Milwaukee	107-94	W	50-14	+21	18,717	Bosh/James.....	Ilyasova.....
65.	3/17	@ Toronto	108-91	W	51-14	+22	18,564	Wade.....	Gay.....
66.	3/18	@ Boston	105-103	W	52-14	+23	18,624	James.....	Green.....
67.	3/20	@ Cleveland	98-95	W	53-14	+24	20,562	James.....	Ellington.....
68.	3/22	DETROIT	103-89	W	54-14	+25	20,350	James.....	Monroe.....
69.	3/24	CHARLOTTE	109-77	W	55-14	+26	20,350	James.....	Walker.....
70.	3/25	@ Orlando	108-94	W	56-14	+27	18,846	James.....	Nelson.....
71.	3/27	@ Chicago	101-97	L	56-15	-1	23,014	James.....	Deng.....
72.	3/29	@ New Orleans	108-89	W	57-15	+1	18,647	James.....	Anderson.....
73.	3/31	@ San Antonio	88-86	W	58-15	+2	18,581	Bosh.....	Duncan.....
74.	4/2	NEW YORK	102-90	L	58-16	-1	20,300	Bosh.....	Anthony.....
75.	4/5	@ Charlotte	89-79	W	59-16	+1	19,568	Miller.....	Kidd-Gilchrist.....
76.	4/6	PHILADELPHIA	106-87	W	60-16	+2	20,168	James.....	Jr. Holiday.....
77.	4/9	MILWAUKEE	94-83	W	61-16	+3	19,834	James.....	Jennings.....
78.	4/10	@ Washington	103-98	W	62-16	+4	20,308	Allen.....	Price.....
79.	4/12	BOSTON	109-101	W	63-16	+5	19,990	James.....	Green.....
80.	4/14	CHICAGO	105-93	W	64-16	+6	19,810	James.....	Deng.....
81.	4/15	@ Cleveland	96-95	W	65-16	+7	19,091	Lewis.....	Irving/Thompson/Walters.....
82.	4/17	ORLANDO	105-93	W	66-16	+8	19,949	Miller/Wade.....	Vucevic.....

(*Overtime **Double Overtime)

FINAL 2012-13 STATISTICS (66-16)

NBA Champions/Eastern Conference Champions/Southeast Division Champions

PLAYER	G	GS	MIN	-FIELD GOALS-			-3-POINT FG-			-FREE THROWS-			-REBOUNDS-			PF	DQ	STL	TO	BLK	PTS	AVG	
				FG	FGA	PCT	FG	FGA	PCT	FT	FTA	PCT	OFF	DEF	TOT								AST
JAMES	76	76	2877	765	1354	.565	103	254	.406	403	535	.753	97	513	610	551	110	0	129	226	67	2036	26.8
WADE	69	69	2391	569	1093	.521	17	66	.258	308	425	.725	86	258	344	352	140	1	128	194	56	1463	21.2
BOSH	74	74	2454	485	907	.535	21	74	.284	241	302	.798	131	370	501	123	168	0	66	128	101	1232	16.6
ALLEN	79	0	2035	292	651	.449	139	332	.419	140	158	.886	40	177	217	135	129	0	67	103	15	863	10.9
CHALMERS	77	77	2068	227	529	.429	123	301	.409	89	112	.795	19	152	171	273	196	2	118	119	12	666	8.6
BATTIER	72	20	1786	152	362	.420	136	316	.430	32	38	.842	37	128	165	72	149	1	41	34	55	472	6.6
COLE	80	4	1590	179	425	.421	35	98	.357	52	80	.650	18	112	130	164	155	0	57	104	7	445	5.6
LEWIS	55	9	792	103	249	.414	51	131	.389	28	45	.622	19	102	121	30	67	0	21	33	14	285	5.2
ANDERSEN	42	0	624	71	123	.577	2	3	.667	63	93	.677	57	115	172	17	89	0	16	24	44	207	4.9
MILLER	59	17	900	100	231	.433	73	175	.417	8	11	.727	18	139	157	99	63	0	21	35	4	281	4.8
HASLEM	75	59	1414	129	251	.514	0	0	.000	32	45	.711	97	307	404	38	173	1	30	45	15	290	3.9
HOWARD	7	2	51	10	19	.526	0	0	.000	1	1	1.000	0	8	8	6	9	0	0	4	0	21	3.0
HARRELLSON	6	0	31	4	9	.444	1	5	.200	1	2	500	3	4	7	0	4	0	1	3	1	10	1.7
JONES	38	0	221	21	61	.344	16	53	.302	2	4	.500	0	22	22	13	16	0	2	3	6	60	1.6
PITTMAN	4	0	12	3	5	.600	0	0	.000	0	0	.000	4	3	7	0	4	0	0	2	0	6	1.5
HARRIS	7	0	29	2	8	.250	0	1	.000	6	8	.750	4	5	9	2	3	0	0	4	0	10	1.4
ANTHONY	62	3	566	35	68	.515	0	0	.000	17	28	.607	45	70	115	13	49	0	13	22	42	87	1.4
VARNADO (TOT)	13	0	58	3	7	.429	0	0	.000	2	4	.500	2	7	9	3	10	0	1	6	2	8	0.6
VARNADO (MIA)	8	0	40	1	3	.333	0	0	.000	0	0	.000	1	5	6	2	9	0	0	5	2	2	0.3
HEAT	82	-	19880	3148	6348	.496	717	1809	.396	1423	1887	.754	676	2490	3166	1890	1533	5	710	1143	441	8436	102.9
OPPONENTS	82	-	19880	2919	6633	.440	624	1783	.350	1329	1735	.766	921	2369	3290	1655	1673	8	649	1280	262	7791	95.0

DUNKS:

Miami-391 (James-143; Wade-95; Bosh-77; Andersen-37; Haslem-19; Anthony-7; Cole-4; Allen-3; Lewis-2; Miller-2; Battier-1; Harrellson-1)

Opponents-285

CHARGES TAKEN:

Miami-74 (Haslem-28; Battier-24; Bosh-9; Chalmers-5; Cole-2; Miller-2; Wade-2; Allen-1; Jones-1)

Opponents-48

TECHNICAL FOULS:

Miami-39 (James-6; Wade-5; Bosh-4; Chalmers-3; Haslem-3; Spoelstra-3; Allen-1; Battier-1; Cole-1; Lewis-1; Miller-1; Defensive 3-Seconds-8; Delay of Game-2)

Opponents-76 (Includes 31 for Defensive 3-Seconds)

EJECTIONS:

Miami-0

Opponents-3

PLAYER	— SINGLE-GAME HIGHS —							— AVERAGE PER GAME —							— CAREER HIGHS (C=SET, T=TIED THIS SEASON) —						
	MIN	REB	AST	ST	TO	BLK	PTS	MIN	REB	AST	STL	TO	BLK	PTS	FG	FGA	FT	FTA	REB	AST	PTS
JAMES	52	16	16	6	7	4	40	37.9	8.0	7.3	1.70	3.0	0.88	26.8	19	36	24	28	19	16C	56
WADE	47	12	10	6	6	4	39	34.7	5.0	5.1	1.86	2.8	0.81	21.2	19T	39	23	24	16	16	55
BOSH	46	18	6	6	5	4	30	33.2	6.8	1.7	0.89	1.7	1.36	16.6	16	31	22	24	22	9	44
ALLEN	41	7	6	5	4	2	23	25.8	2.7	1.7	0.85	1.3	0.19	10.9	17	32	19	20	13	13	54
CHALMERS	37	7	11	4	4	1	34	26.9	2.2	3.5	1.53	1.5	0.16	8.6	12C	21	9	12	7T	13	34C
BATTIER	38	8	5	3	2	4	18	24.8	2.3	1.0	0.57	0.5	0.76	6.6	12	20	9	11	14	8	33
COLE	43	11	9	4	7	2	16	19.9	1.6	2.1	0.71	1.3	0.09	5.6	8	16	7C	8T	11C	9T	20
LEWIS	37	8	3	3	4	4	19	14.4	2.2	0.5	0.38	0.6	0.25	5.2	18	30	17	20	19	9	50
ANDERSEN	27	15	2	3	3	4	15	14.9	4.1	0.4	0.38	0.6	1.05	4.9	8	14	9	12	18	4	18
MILLER	37	8	6	2	6	2	26	15.3	2.7	1.7	0.36	0.6	0.07	4.8	16	27	12	13	19	14	45
HASLEM	30	15	3	3	3	2	13	18.9	5.4	0.5	0.40	0.6	0.20	3.9	12	21	12	12	18	7	28
HOWARD	19	3	2	0	1	0	12	7.3	1.1	0.9	0.00	0.6	0.00	3.0	19	29	15	17	16	9	42
HARRELLSON	18	4	0	1	1	1	5	5.2	1.2	0.0	0.17	0.5	0.17	1.7	8	12	6	8	12	2	18
JONES	29	5	3	1	1	2	14	5.8	0.6	0.3	0.05	0.1	0.16	1.6	10	16	9	11	12	5	27
PITTMAN	6	3	0	0	2	0	4	3.0	1.8	0.0	0.00	0.5	0.00	1.5	7	11	4	4	7	3	16
HARRIS	12	3	1	0	2	0	3	4.1	1.3	0.3	0.00	0.6	0.00	1.4	4	13	3T	4T	14	4	10
ANTHONY	31	9	2	2	3	3	11	9.1	1.9	0.2	0.21	0.4	0.68	1.4	6	9	7	8	16	3	13
VARNADO (TOT)	15	4	1	1	2	1	4	4.5	0.7	0.2	0.08	0.5	0.15	0.6	2C	2C	1C	2C	4C	1C	4C
VARNADO (MIA)	15	4	1	0	2	1	2	5.0	0.8	0.3	0.00	0.6	0.25	0.3							
HEAT	290	54	35	15	25	14	141	242.4	38.6	23.0	8.66	13.9	5.38	102.9	56T	113	47	61	69	39	141T
OPPONENTS	290	55	33	17	27	8	129	242.4	40.1	20.2	7.91	15.6	3.20	95.0	59	115	47	57	69	42	148

2011-12 SEASON

RECORD: 46-20 (NBA Champions/Eastern Conference Champions/Southeast Division Champions)

HOME: 28-5

ROAD: 18-15

OVERTIME: 2-4



Front Row (L-R): Mike Miller, Norris Cole, Dwyane Wade, Assistant Coach Ron Rothstein, Assistant Coach Bob McAdoo, Head Coach Erik Spoelstra, Assistant Coach Keith Askins, Assistant Coach David Fizdale, Assistant Coach Chad Kammerer, Mario Chalmers, Terrel Harris.

Back Row (L-R): Assistant Athletic Trainer/Director of Rehabilitation Rey Jaffet, Equipment Manager Rob Pimental, Head Athletic Trainer Jay Sabol, Shane Battier, LeBron James, Juwan Howard, Chris Bosh, Eddy Curry, Dexter Pittman, Ronny Turiaf, Joel Anthony, Udonis Haslem, James Jones, Assistant Coach/Strength & Conditioning Bill Foran, Neuromuscular Therapist Vinny Aquilino, Video Coordinator/Player Development Coach Dan Craig.

Head Coach: Erik Spoelstra

Assistant Coaches: Bob McAdoo, Keith Askins, Ron Rothstein, David Fizdale, Chad Kammerer, Bill Foran

Team Captains: Udonis Haslem, Dwyane Wade

CONFERENCE RECORDS

	Overall	Home	Road	Overtime
Eastern:	35-13	20-4	15-9	2-2
Western:	11-7	8-1	3-6	0-2

DIVISION RECORDS

	Overall	Home	Road	Overtime
Atlantic:	14-3	8-1	6-2	0-0
Central:	12-5	7-1	5-4	1-1
Southeast:	9-5	5-2	4-3	1-1
Southwest:	5-1	4-1	1-0	0-0
Northwest:	3-3	1-0	2-3	0-0
Pacific:	3-3	3-0	0-3	0-2

RECORDS BY MONTH

	Overall	Home	Road	Overtime
December:	4-0	1-0	3-0	0-0
January:	12-5	9-2	3-3	1-2
February:	11-2	5-0	6-2	0-0
March:	10-6	6-0	4-6	1-1
April:	9-7	7-3	2-4	0-1

Playoff Results: Defeated New York in the First Round (4-1); Defeated Indiana in the Eastern Conference Semifinals (4-2); Defeated Boston in the Eastern Conference Finals (4-3); Defeated Oklahoma City in the NBA Finals (4-1)

NBA Honors: Shane Battier, Southeast Division Sportsmanship Award; Chris Bosh, All-Star Game; Norris Cole, Rising Stars Game (All-Star Weekend); LeBron James, NBA Finals MVP, NBA Regular Season MVP, All-NBA First Team, All-Defensive First Team, All-Star Game, Eastern Conference Player of the Month (December/January; February), Eastern Conference Player of the Week (weeks ending: Jan. 1, 2012; Jan. 8, 2012; Jan. 29, 2012; Feb. 19, 2012; Apr. 8, 2012; Apr. 22, 2012); Pat Riley, Chuck Daly Lifetime Achievement Award; Erik Spoelstra, Eastern Conference Coach of the Month (February); Dwyane Wade, All-NBA Third Team, All-Star Game

Home Attendance: 657,855 (19,935 average/19,600 capacity); 33 sellouts

2011-12 GAME BY GAME

	DATE	OPPONENTS	SCORE	W/L	REC	STRK	ATTEND	HEAT HIGH SCORER	OPP. HIGH SCORER
1.	12/25	@ Dallas	105-94	W	1-0	+1	20,421	James.....37	Terry.....23
2.	12/27	BOSTON	115-107	W	2-0	+2	20,166	James.....26	Allen.....28
3.	12/28	@ Charlotte	96-95	W	3-0	+3	19,614	James.....35	Henderson.....21
4.	12/30	@ Minnesota	103-101	W	4-0	+4	19,356	James.....34	Love.....25
5.	1/1	CHARLOTTE	129-90	W	5-0	+5	20,016	Bosh.....24	White.....21
6.	1/2	ATLANTA	100-92	L	5-1	-1	20,078	James.....28	J. Johnson.....21
7.	1/4	INDIANA	118-83	W	6-1	+1	20,201	James.....33	Hibbert.....16
8.	1/5	@ Atlanta	***116-109	W	7-1	+2	18,371	Bosh.....33	J. Johnson.....20
9.	1/7	@ New Jersey	101-90	W	8-1	+3	18,711	James.....32	Humphries.....25
10.	1/10	@ Golden State	*111-106	L	8-2	-1	19,596	Wade.....34	Robinson.....24
11.	1/11	@ L.A. Clippers	*95-89	L	8-3	-2	19,341	James.....23	Paul.....27
12.	1/13	@ Denver	117-104	L	8-4	-3	19,155	James.....35	Lawson.....24
13.	1/17	SAN ANTONIO	120-98	W	9-4	+1	19,600	James.....33	Green.....20
14.	1/19	L.A. LAKERS	98-87	W	10-4	+2	20,004	James.....31	Gasol.....26
15.	1/21	PHILADELPHIA	113-92	W	11-4	+3	19,725	Bosh.....30	Williams.....22
16.	1/22	MILWAUKEE	91-82	L	11-5	-1	19,600	James.....28	Jennings.....23
17.	1/24	CLEVELAND	92-85	W	12-5	+1	19,600	Bosh.....35	Irving.....17
18.	1/25	@ Detroit	101-98	W	13-5	+2	18,058	James.....32	Daye.....28
19.	1/27	NEW YORK	99-89	W	14-5	+3	19,707	James.....31	Walker.....21
20.	1/29	CHICAGO	97-93	W	15-5	+4	20,054	James.....35	Rose.....34
21.	1/30	NEW ORLEANS	109-95	W	16-5	+5	19,804	James/Wade.....22	Jack/Landry.....14
22.	2/1	@ Milwaukee	105-97	L	16-6	-1	16,116	James.....40	Jennings.....31
23.	2/3	@ Philadelphia	99-79	W	17-6	+1	20,694	Wade.....26	Young.....16
24.	2/5	TORONTO	95-89	W	18-6	+2	19,802	James.....30	DeRozan.....25
25.	2/7	CLEVELAND	107-91	W	19-6	+3	20,078	Wade.....26	Jamison.....25
26.	2/8	@ Orlando	102-89	L	19-7	-1	18,972	Wade.....33	Anderson.....27
27.	2/10	@ Washington	106-89	W	20-7	+1	20,282	Wade.....26	McGee.....24
28.	2/12	@ Atlanta	107-87	W	21-7	+2	18,371	James.....23	Green.....17
29.	2/13	@ Milwaukee	114-96	W	22-7	+3	16,749	James.....35	Delfino.....24
30.	2/14	@ Indiana	105-90	W	23-7	+4	18,165	James.....23	West.....14
31.	2/17	@ Cleveland	111-87	W	24-7	+5	20,562	James.....28	Irving.....17
32.	2/19	ORLANDO	90-78	W	25-7	+6	20,185	Wade.....27	Redick.....17
33.	2/21	SACRAMENTO	120-108	W	26-7	+7	20,068	Wade.....30	Thomas.....24
34.	2/23	NEW YORK	102-88	W	27-7	+8	20,197	Bosh.....25	Anthony.....19
35.	3/1	@ Portland	107-93	W	28-7	+9	20,597	James.....38	Aldridge.....20
36.	3/2	@ Utah	99-98	L	28-8	-1	19,911	James.....35	Jefferson.....20
37.	3/4	@ L.A. Lakers	93-83	L	28-9	-2	18,977	James.....25	Bryant.....33
38.	3/6	NEW JERSEY	108-78	W	29-9	+1	19,600	James.....21	D. Williams.....16
39.	3/7	ATLANTA	89-86	W	30-9	+2	20,018	James.....31	Smith.....23
40.	3/10	INDIANA	*93-91	W	31-9	+3	20,154	Wade.....28	Granger.....19
41.	3/13	@ Orlando	*104-98	L	31-10	-1	18,879	Wade.....28	Nelson.....25
42.	3/14	@ Chicago	106-102	L	31-11	-2	23,028	Wade.....36	Lucas.....24
43.	3/16	@ Philadelphia	84-78	W	32-11	+1	20,396	James.....29	Turner.....13
44.	3/18	ORLANDO	91-81	W	33-11	+2	20,003	Wade.....31	Howard.....18
45.	3/20	PHOENIX	99-95	W	34-11	+3	20,212	Bosh.....29	Hill.....19
46.	3/23	@ Detroit	88-73	W	35-11	+4	22,076	Wade.....24	Knight.....18
47.	3/25	@ Oklahoma City	103-87	L	35-12	-1	18,203	Wade.....22	Durant.....28
48.	3/26	@ Indiana	105-90	L	35-13	-2	17,415	James/Wade.....24	Granger.....25
49.	3/29	DALLAS	106-85	W	36-13	+1	20,096	Bosh/James.....19	Nowitzki.....25
50.	3/30	@ Toronto	113-101	W	37-13	+2	19,883	Bosh/Wade.....30	DeRozan.....28
51.	4/1	@ Boston	91-72	L	37-14	-1	18,624	James.....23	Pierce.....23
52.	4/3	PHILADELPHIA	99-93	W	38-14	+1	20,015	James.....41	Turner.....26
53.	4/4	OKLAHOMA CITY	98-83	W	39-14	+2	20,104	James.....34	Durant.....30
54.	4/6	MEMPHIS	97-82	L	39-15	-1	20,008	James.....21	Gay.....17
55.	4/8	DETROIT	98-75	W	40-15	+1	20,017	James.....26	Knight.....16
56.	4/10	BOSTON	115-107	L	40-16	-1	19,954	James.....36	Pierce.....27
57.	4/12	@ Chicago	*96-86	L	40-17	-2	23,015	James.....30	Boozer.....19
58.	4/13	CHARLOTTE	105-82	W	41-17	+1	19,600	James.....19	Brown.....21
59.	4/15	@ New York	93-85	W	42-17	+2	19,763	James.....29	Anthony.....42
60.	4/16	@ New Jersey	101-98	W	43-17	+3	18,711	James.....37	Humphries.....29
61.	4/18	TORONTO	96-72	W	44-17	+4	19,600	James.....28	J. Johnson.....18
62.	4/19	CHICAGO	83-72	W	45-17	+5	20,008	James.....27	Lucas.....16
63.	4/21	WASHINGTON	86-84	L	45-18	-1	19,722	Chalmers/Miller.....16	Martin.....22
64.	4/22	HOUSTON	97-88	W	46-18	+1	19,859	James.....32	Parsons.....23
65.	4/24	@ Boston	78-66	L	46-19	-1	18,624	Pittman.....12	Pavlovic.....16
66.	4/26	@ Washington	104-70	L	46-20	-2	19,537	Cole.....14	Evans.....18

(*Overtime ***Triple Overtime)

Management

Players

Review

Records

Playoffs

History

All-Time Roster

NBA/BAADL

Opponents

Media

FINAL 2011-12 STATISTICS (46-20)

NBA Champions/Eastern Conference Champions/Southeast Division Champions

PLAYER	G	GS	MIN	-FIELD GOALS-			-3-POINT FG-			-FREE THROWS-			-REBOUNDS-			PF	DQ	STL	TO	BLK	PTS	AVG	
				FG	FGA	PCT	FG	FGA	PCT	FT	FTA	PCT	OFF	DEF	TOT								
JAMES	62	62	2326	621	1169	.531	54	149	.362	387	502	.771	94	398	492	387	96	0	115	213	50	1683	27.1
WADE	49	49	1625	416	837	.497	15	56	.268	235	297	.791	73	164	237	225	110	1	82	129	63	1082	22.1
BOSH	57	57	2007	393	807	.487	10	35	.286	229	279	.821	94	358	452	103	128	0	51	117	45	1025	18.0
CHALMERS	64	64	1825	223	498	.448	101	260	.388	80	101	.792	16	155	171	222	166	0	97	142	11	627	9.8
COLE	65	2	1260	177	450	.393	21	76	.276	66	85	.776	21	70	91	133	124	0	44	105	2	441	6.8
MILLER	39	2	752	91	209	.435	53	117	.453	2	5	.400	22	106	128	42	58	0	14	30	6	237	6.1
HASLEM	64	10	1589	151	357	.423	0	0	.000	83	102	.814	117	353	470	42	142	0	35	60	24	385	6.0
BATTIER	65	10	1499	113	292	.387	62	183	.339	23	37	.622	56	100	156	82	105	1	64	37	33	311	4.8
HARRIS	22	1	318	29	83	.349	8	39	.205	14	21	.667	18	33	51	26	34	0	9	25	2	80	3.6
JONES	51	10	666	57	150	.380	46	114	.404	25	30	.833	6	43	49	19	45	0	17	10	9	185	3.6
ANTHONY	64	51	1349	85	152	.559	0	0	.000	49	71	.690	100	150	250	9	126	0	36	45	84	219	3.4
PITTMAN	35	6	301	44	94	.468	0	0	.000	18	28	.643	27	44	71	9	73	1	8	17	8	106	3.0
TURIAF (TOT)	17	5	279	19	33	.576	0	1	.000	13	22	.591	20	50	70	10	39	0	14	14	17	51	3.0
TURIAF (MIA)	13	5	221	6	30	.533	0	1	.000	13	22	.591	19	39	58	5	32	0	8	8	14	45	3.5
CURRY	14	1	83	12	26	.462	0	0	.000	6	8	.750	4	8	12	1	17	0	0	10	2	30	2.1
HOWARD	28	0	190	17	55	.309	0	0	.000	8	10	.800	18	29	47	10	18	0	4	20	1	42	1.5
GLADNESS	8	0	28	1	3	.333	0	0	.000	0	0	.000	1	10	11	2	8	0	1	3	1	2	0.3
HEAT	66	-	16040	2446	5212	.469	370	1030	.359	1238	1598	.775	686	2060	2746	1317	1282	3	585	1002	355	6500	98.5
OPPONENTS	66	-	16040	2285	5267	.434	479	1318	.363	1056	1457	.725	727	1897	2624	1297	1356	9	549	1107	280	6105	92.5

DUNKS:

Miami-310 (James-104; Bosh-66; Wade-63; Anthony-25; Haslem-23; Pittman-15; Curry-5; Turiaf-4; Harris-2; Chalmers-1; Cole-1; Miller-1)

Opponents-226

CHARGES TAKEN:

Miami-88 (Haslem-25; Battier-19; Anthony-8; Cole-7; Harris-6; James-6; Chalmers-5; Jones-4; Bosh-2; Miller-2; Wade-2; Howard-1; Turiaf-1)

Opponents-54

TECHNICAL FOULS:

Miami-46 (Wade-6; Howard-3; James-3; Spoelstra-3; Haslem-2; Pittman-2; Anthony-1; Chalmers-1; Miller-1; Rothstein-1; Defensive 3-Seconds-23)

Opponents-59 (Includes 26 for Defensive 3-Seconds)

EJECTIONS:

Miami-3 (Howard-1; Jones-1; Spoelstra-1)

Opponents-1

PLAYER	— SINGLE-GAME HIGHS —							— AVERAGE PER GAME —							— CAREER HIGHS (C=SET, T=TIED THIS SEASON) —						
	MIN	REB	AST	ST	TO	BLK	PTS	MIN	REB	AST	STL	TO	BLK	PTS	FG	FGA	FT	FTA	REB	AST	PTS
JAMES	47	13	13	5	8	3	41	37.5	7.9	6.2	1.85	3.4	0.81	27.1	19	36	24	28	19	15	56
WADE	42	11	10	5	6	4	36	33.2	4.8	4.6	1.67	2.6	1.29	22.1	19	39	23	24	16	16	55
BOSH	47	16	5	4	8	4	35	35.2	7.9	1.8	0.89	2.1	0.79	18.0	16	31	22	24	22	9	44
CHALMERS	49	7	8	5	6	1	29	28.5	2.7	3.5	1.52	2.2	0.17	9.8	10C	21C	9	12	7T	13	30
COLE	38	4	9	3	6	1	20	19.4	1.4	2.0	0.68	1.6	0.03	6.8	8C	16C	6C	8C	4C	9C	20C
MILLER	29	10	6	2	5	1	18	19.3	3.3	1.1	0.36	0.8	0.15	6.1	16	27	12	13	19	14	45
HASLEM	47	15	2	4	3	3	16	24.8	7.3	0.7	0.55	0.9	0.38	6.0	12	21	12	12T	18	7	28
BATTIER	49	6	5	5	3	4	18	23.1	2.4	1.3	0.98	0.6	0.51	4.8	12	20	9	11	14	8	33
HARRIS	44	14	4	2	3	1	10	14.5	2.3	1.2	0.41	1.1	0.09	3.6	4C	13C	3C	4C	14C	4C	10C
JONES	33	6	2	4	2	1	18	13.1	1.0	0.4	0.33	0.2	0.18	3.6	10	16	9	11	12	5	27
ANTHONY	37	9	2	3	3	5	11	21.1	3.9	0.1	0.56	0.7	1.31	3.4	6	9C	7	8	16	3	13
PITTMAN	26	7	3	2	5	2	16	8.6	2.0	0.3	0.23	0.5	0.23	3.0	7C	11C	4C	4C	7C	3C	16C
TURIAF (TOT)	30	9	2	3	3	3	8	16.4	4.1	0.6	0.82	0.8	1.00	3.0	8	12	10	12	15	8	23
TURIAF (MIA)	30	9	1	3	3	3	8	17.0	4.5	0.4	0.62	0.6	1.08	3.5							
CURRY	24	4	1	0	4	1	10	5.9	0.9	0.1	0.00	0.7	0.14	2.1	17	24	13	16	15	5	43
HOWARD	29	9	2	2	4	1	7	6.8	1.7	0.4	0.14	0.7	0.04	1.5	19	29	15	17	16	9	42
GLADNESS	9	4	2	1	2	1	2	3.5	1.4	0.3	0.13	0.4	0.13	0.3	7	10	2	4	9	2T	14
HEAT	315	56	33	16	25	10	129	243.0	41.6	20.0	8.86	15.2	5.38	98.5	56	113	47	61	69	39	141
OPPONENTS	315	54	30	15	25	10	117	243.0	39.8	19.7	8.32	16.8	4.24	92.5	59	115	47	57	69	42	148

2010-11 SEASON

RECORD: 58-24 (Eastern Conference Champions/Southeast Division Champions)

HOME: 30-11

ROAD: 28-13

OVERTIME: 2-2



Front Row (L-R): Mike Miller, Mike Bibby, Dwyane Wade, Assistant Coach Ron Rothstein, Assistant Coach Bob McAdoo, Head Coach Erik Spoelstra, Assistant Coach Keith Askins, Assistant Coach David Fizdale, Assistant Coach Chad Kammerer, Mario Chalmers, Eddie House.

Back Row (L-R): Video Coordinator Dan Craig, Assistant Athletic Trainer/Director of Rehabilitation Rey Jaffet, Head Athletic Trainer Jay Sabol, Udonis Haslem, Joel Anthony, Dexter Pittman, Chris Bosh, Erick Dampier, Zydrunas Ilgauskas, Jamaal Magloire, Juwan Howard, LeBron James, James Jones, Assistant Coach/Strength & Conditioning Bill Foran, Neuromuscular Therapist Vinny Aquilino, Assistant Trainer/Equipment Manager David Parks.

Head Coach: Erik Spoelstra

Assistant Coaches: Bob McAdoo, Keith Askins, Ron Rothstein, David Fizdale, Chad Kammerer, Bill Foran

Team Captains: Udonis Haslem, Dwyane Wade

CONFERENCE RECORDS

	Overall	Home	Road	Overtime
Eastern:	38-14	19-7	19-7	1-1
Western:	20-10	11-4	9-6	1-1

DIVISION RECORDS

	Overall	Home	Road	Overtime
Atlantic:	13-5	7-2	6-3	0-0
Central:	12-6	6-3	6-3	1-0
Southeast:	13-3	6-2	7-1	0-1
Southwest:	5-5	4-1	1-4	1-0
Northwest:	6-4	2-3	4-1	1-1
Pacific:	9-1	5-0	4-1	0-0

RECORDS BY MONTH

	Overall	Home	Road	Overtime
October:	3-1	1-0	2-1	0-0
November:	7-7	7-3	0-4	0-1
December:	15-1	5-1	10-0	0-0
January:	9-5	5-1	4-4	2-1
February:	9-3	4-1	5-2	0-0
March:	9-6	6-4	3-2	0-0
April:	6-1	2-1	4-0	0-0

Playoff Results: Defeated Philadelphia in the First Round (4-1); Defeated Boston in the Eastern Conference Semifinals (4-1); Defeated Chicago in the Eastern Conference Finals (4-1); Lost to Dallas in the NBA Finals (4-2)

NBA Honors: Chris Bosh, All-Star Game; LeBron James, All-NBA First Team, All-Defensive First Team, All-Star Game, Eastern Conference Player of the Month (December, January, April), Eastern Conference Player of the Week (weeks ending: Dec. 26, 2010; Jan. 9, 2011; Jan. 30, 2011; Feb. 6, 2011; Mar. 20, 2011); James Jones, Foot Locker Three-Point Champion (All-Star Weekend); Pat Riley, Co-NBA Executive of the Year; Erik Spoelstra, Eastern Conference Coach of the Month (December); Dwyane Wade, All-NBA Second Team, All-Star Game, Eastern Conference Player of the Month (January), Eastern Conference Player of the Week (weeks ending: Dec. 12, 2010; Jan. 2, 2011; Mar. 13, 2011), NBA Community Assist Award (2010 Offseason)

Home Attendance: 810,930 (19,779 average/19,600 capacity); 41 sellouts

2010-11 GAME BY GAME

	DATE	OPPONENTS	SCORE	W/L	REC	STRK	ATTEND	HEAT HIGH SCORER	OPP. HIGH SCORER
1.	10/26	@ Boston	88-80	L	0-1	-1	18,624	James.....	31 Allen.....
2.	10/27	@ Philadelphia	97-87	W	1-1	+1	20,389	Wade.....	30 Turner.....
3.	10/29	ORLANDO	96-70	W	2-1	+2	19,600	Wade.....	26 Howard.....
4.	10/31	@ New Jersey	101-78	W	3-1	+3	17,086	James.....	20 Lopez.....
5.	11/2	MINNESOTA	129-97	W	4-1	+4	19,600	Wade.....	26 Love.....
6.	11/5	@ New Orleans	96-93	L	4-2	-1	17,988	Wade.....	28 Okafor.....
7.	11/6	NEW JERSEY	101-89	W	5-2	+1	19,600	Wade.....	29 Morrow.....
8.	11/9	UTAH	*116-114	L	5-3	-1	19,600	Wade.....	39 Millsap.....
9.	11/11	BOSTON	112-107	L	5-4	-2	19,650	James.....	35 Allen.....
10.	11/13	TORONTO	109-100	W	6-4	+1	19,600	Wade.....	31 Bargnani.....
11.	11/17	PHOENIX	123-96	W	7-4	+2	19,600	Bosh.....	35 Nash.....
12.	11/19	CHARLOTTE	95-87	W	8-4	+3	19,600	James.....	32 Jackson.....
13.	11/20	@ Memphis	97-95	L	8-5	-1	18,119	James.....	29 Randolph.....
14.	11/22	INDIANA	93-77	L	8-6	-2	19,600	James.....	25 Granger/Rush.....
15.	11/24	@ Orlando	104-95	L	8-7	-3	18,936	James.....	25 Howard.....
16.	11/26	PHILADELPHIA	99-90	W	9-7	+1	19,800	Wade.....	23 Meeks.....
17.	11/27	@ Dallas	106-95	L	9-8	-1	20,536	James.....	23 Butler.....
18.	11/29	WASHINGTON	105-94	W	10-8	+1	19,600	James.....	20 Blatche.....
19.	12/1	DETROIT	97-72	W	11-8	+2	19,600	James.....	18 Monroe.....
20.	12/2	@ Cleveland	118-90	W	12-8	+3	20,562	James.....	38 Gibson.....
21.	12/4	ATLANTA	89-77	W	13-8	+4	19,600	Bosh.....	27 Horford.....
22.	12/6	@ Milwaukee	88-78	W	14-8	+5	17,167	Wade.....	25 Maggette.....
23.	12/8	@ Utah	111-98	W	15-8	+6	19,911	James.....	33 Jefferson.....
24.	12/10	@ Golden State	106-84	W	16-8	+7	20,036	Wade.....	20 Ellis.....
25.	12/11	@ Sacramento	104-83	W	17-8	+8	16,396	Wade.....	36 Casspi.....
26.	12/13	NEW ORLEANS	96-84	W	18-8	+9	19,600	Wade.....	32 West.....
27.	12/15	CLEVELAND	101-95	W	19-8	+10	19,899	Wade.....	28 Gibson.....
28.	12/17	@ New York	113-91	W	20-8	+11	19,763	James.....	32 Gallinari.....
29.	12/18	@ Washington	95-94	W	21-8	+12	20,278	James.....	32 Young.....
30.	12/20	DALLAS	98-96	L	21-9	-1	20,178	Wade.....	22 Nowitzki.....
31.	12/23	@ Phoenix	95-83	W	22-9	+1	18,422	James.....	36 Dudley.....
32.	12/25	@ L.A. Lakers	96-80	W	23-9	+2	18,997	James.....	27 Bryant/Gasol.....
33.	12/28	NEW YORK	106-98	W	24-9	+3	20,288	Wade.....	40 Stoudemire.....
34.	12/29	@ Houston	125-119	W	25-9	+4	18,409	Wade.....	45 Scola.....
35.	1/1	GOLDEN STATE	114-107	W	26-9	+5	20,254	James/Wade.....	25 D. Wright.....
36.	1/3	@ Charlotte	96-82	W	27-9	+6	19,233	James.....	38 Jackson.....
37.	1/4	MILWAUKEE	101-89	W	28-9	+7	20,215	Wade.....	34 Simons.....
38.	1/7	@ Milwaukee	*101-95	W	29-9	+8	18,717	James.....	26 Douglas-Roberts.....
39.	1/9	@ Portland	*107-100	W	30-9	+9	20,636	James.....	44 Aldridge.....
40.	1/12	@ L.A. Clippers	111-105	L	30-10	-1	19,803	Wade.....	31 Gordon.....
41.	1/13	@ Denver	130-102	L	30-11	-2	19,155	Bosh.....	24 Smith.....
42.	1/15	@ Chicago	99-96	L	30-12	-3	23,017	Wade.....	33 Rose.....
43.	1/18	ATLANTA	*93-89	L	30-13	-4	19,600	James.....	34 Ja. Crawford/Johnson.....
44.	1/22	TORONTO	120-103	W	31-13	+1	20,025	James.....	38 DeRozan.....
45.	1/27	@ New York	93-88	L	31-14	-1	19,763	Wade.....	34 Stoudemire.....
46.	1/28	DETROIT	88-87	W	32-14	+1	19,805	James.....	39 Gordon.....
47.	1/30	@ Oklahoma City	108-103	W	33-14	+2	18,203	Wade.....	32 Durant.....
48.	1/31	CLEVELAND	117-90	W	34-14	+3	19,600	Wade.....	34 Jamison.....
49.	2/3	@ Orlando	104-100	W	35-14	+4	18,945	James.....	51 Nelson.....
50.	2/4	@ Charlotte	109-97	W	36-14	+5	19,592	Wade.....	22 Jackson/Wallace.....
51.	2/6	L.A. CLIPPERS	97-79	W	37-14	+6	19,702	Wade.....	28 Griffin.....
52.	2/8	INDIANA	117-112	W	38-14	+7	19,600	James.....	41 Hibbert.....
53.	2/11	@ Detroit	106-92	W	39-14	+8	22,076	Wade.....	24 Daye.....
54.	2/13	@ Boston	85-82	L	39-15	-1	18,624	Bosh.....	24 Garnett.....
55.	2/15	@ Indiana	110-103	W	40-15	+1	18,165	Wade.....	41 Hibbert.....
56.	2/16	@ Toronto	103-95	W	41-15	+2	20,156	Wade.....	28 Bargnani.....
57.	2/22	SACRAMENTO	117-97	W	42-15	+3	19,754	James.....	31 Dalember.....
58.	2/24	@ Chicago	93-89	L	42-16	-1	23,024	Wade.....	34 Rose.....
59.	2/25	WASHINGTON	121-113	W	43-16	+1	19,825	Wade.....	41 Young.....
60.	2/27	NEW YORK	91-86	L	43-17	-1	19,702	James.....	27 Anthony.....
61.	3/3	ORLANDO	99-96	L	43-18	-2	19,600	James.....	29 J. Richardson.....
62.	3/4	@ San Antonio	125-95	L	43-19	-3	18,581	James.....	26 Ginobili.....
63.	3/6	CHICAGO	87-86	L	43-20	-4	19,763	James.....	26 Rose.....
64.	3/8	PORTLAND	105-96	L	43-21	-5	19,835	Wade.....	38 Aldridge.....
65.	3/10	L.A. LAKERS	94-88	W	44-21	+1	19,986	Bosh.....	24 Bryant.....
66.	3/12	MEMPHIS	118-85	W	45-21	+2	19,600	Wade.....	28 Mayo.....
67.	3/14	SAN ANTONIO	110-80	W	46-21	+3	20,021	Bosh.....	30 Parker.....
68.	3/16	OKLAHOMA CITY	96-85	L	46-22	-1	20,083	Bosh/Wade.....	21 Durant.....
69.	3/18	@ Atlanta	106-85	W	47-22	+1	20,024	James.....	43 Williams.....
70.	3/19	DENVER	103-98	W	48-22	+2	19,600	James.....	43 Smith.....
71.	3/23	@ Detroit	100-94	W	49-22	+3	22,076	Wade.....	24 Hamilton.....
72.	3/25	PHILADELPHIA	111-99	W	50-22	+4	19,840	Wade.....	39 Williams.....
73.	3/27	HOUSTON	125-119	W	51-22	+5	19,825	James.....	33 Martin.....
74.	3/29	@ Cleveland	102-90	L	51-23	-1	20,562	James.....	27 Hickson.....
75.	3/30	@ Washington	123-107	W	52-23	+1	18,916	James.....	35 Crawford.....
76.	4/1	@ Minnesota	111-92	W	53-23	+2	19,096	Wade.....	32 Webster.....
77.	4/3	@ New Jersey	108-94	W	54-23	+3	18,711	James.....	31 Williams.....
78.	4/6	MILWAUKEE	90-85	L	54-24	-1	20,017	James.....	29 Salmons.....
79.	4/8	CHARLOTTE	112-103	W	55-24	+1	19,897	Bosh/Wade.....	27 Brown.....
80.	4/10	BOSTON	100-77	W	56-24	+2	19,766	James.....	27 Pierce.....
81.	4/11	@ Atlanta	98-90	W	57-24	+3	18,529	James.....	34 Smith.....
82.	4/13	@ Toronto	97-79	W	58-24	+4	20,108	House.....	35 Bayless.....

(*Overtime)

FINAL 2010-11 STATISTICS (58-24)

Eastern Conference Champions/Southeast Division Champions

PLAYER				—FIELD GOALS—			—3-POINT FG—			—FREE THROWS—			—REBOUNDS—			AST	PF	DQ	STL	TO	BLK	PTS	AVG
	G	GS	MIN	FG	FGA	PCT	FG	FGA	PCT	FT	FTA	PCT	OFF	DEF	TOT								
JAMES	79	79	3063	758	1485	.510	92	279	.330	503	663	.759	80	510	590	554	163	0	124	284	50	2111	26.7
WADE	76	76	2823	692	1384	.500	63	206	.306	494	652	.758	123	362	485	346	197	0	111	237	87	1941	25.5
BOSH	77	77	2795	524	1056	.496	6	25	.240	384	471	.815	141	500	641	144	172	0	59	138	49	1438	18.7
BIBBY (TOT)	80	68	2284	248	576	.431	153	348	.440	39	62	.629	17	178	195	265	175	0	50	101	9	688	8.6
BIBBY (MIA)	22	12	582	55	126	.437	40	88	.455	10	16	.625	2	47	49	55	47	0	11	32	3	160	7.3
HASLEM	13	0	345	44	86	.512	0	0	.000	16	20	.800	29	77	106	6	39	0	7	14	3	104	8.0
HOUSE	56	1	978	128	321	.399	68	175	.389	38	40	.950	9	83	92	62	68	0	32	29	3	362	6.5
CHALMERS	70	28	1579	155	388	.399	83	231	.359	54	62	.871	12	134	146	177	158	1	76	91	7	447	6.4
JONES	81	8	1549	146	346	.422	123	287	.429	60	72	.833	23	137	160	43	129	0	29	21	19	475	5.9
ARROYO	49	42	995	109	238	.458	28	64	.438	28	35	.800	13	67	80	100	60	0	14	43	1	274	5.6
MILLER	41	2	838	81	202	.401	43	118	.364	23	34	.676	38	146	184	51	88	0	20	41	2	228	5.6
ILGAUSKAS	72	51	1145	162	319	.508	0	1	.000	36	46	.783	108	179	287	26	185	0	23	52	58	360	5.0
DAMPIER	51	22	815	52	89	.584	0	1	.000	24	44	.545	53	124	177	22	82	0	14	32	47	128	2.5
HOWARD	57	0	592	55	125	.440	0	0	.000	29	35	.829	36	86	122	23	61	0	10	25	4	139	2.4
ANTHONY	75	11	1463	53	99	.535	0	0	.000	47	73	.644	104	162	266	24	194	1	10	36	93	153	2.0
MAGLOIRE	18	0	158	13	22	.591	0	0	.000	9	18	.500	17	44	61	3	26	0	4	5	2	35	1.9
STACKHOUSE	7	1	50	3	12	.250	1	4	.250	5	7	.714	1	6	7	3	3	0	0	2	2	12	1.7
PITTMAN	2	0	11	1	3	.333	0	0	.000	0	0	.000	1	2	3	0	2	0	0	2	0	2	1.0
HEAT	82	-	19780	3031	6301	.481	547	1479	.370	1760	2288	.769	790	2666	3456	1639	1674	2	544	1142	430	8369	102.1
OPPONENTS	82	-	19780	2869	6614	.434	546	1584	.345	1473	1980	.744	864	2349	3213	1651	1788	16	574	1081	246	7757	94.6

DUNKS:

Miami-308 (Wade-102; James-98; Bosh-51; Dampier-23; Anthony-14; Ilgauskas-11; Haslem-5; Magloire-3; Miller-1)

Opponents-287

CHARGES TAKEN:

Miami-83 (Jones-29; Haslem-10; James-9; Bosh-6; Howard-6; Anthony-5; Miller-5; Wade-4; Chalmers-3; Bibby-2; Arroyo-1; House-1; Ilgauskas-1; Magloire-1)

Opponents-85

TECHNICAL FOULS:

Miami-87 (Wade-12; James-8; Ilgauskas-7; Spoelstra-6; Howard-5; Bosh-3; Arroyo-2; Chalmers-2; House-2; Jones-2; Bibby-1; Dampier-1; Fizdale-1; Magloire-1; Defensive 3-Seconds-34)

Opponents-83 (Includes 38 for Defensive 3-Seconds)

EJECTIONS:

Miami-5 (Howard-2; Ilgauskas-2; Dampier-1)

Opponents-5

PLAYER	— SINGLE-GAME HIGHS —							— AVERAGE PER GAME —							— CAREER HIGHS (C=SET, T=TIED THIS SEASON) —									
	MIN	REB	AST	ST	BLK	PTS		MIN	REB	AST	STL	TO	BLK	PTS	FG	FGA	FT	FTA	REB	AST	PTS			
JAMES	47	13	14	6	9	3	51	38.8	7.5	7.0	1.57	3.6	0.63	26.7	19	36	24	28	19	15	56			
WADE	46	16	10	4	9	5	45	37.1	6.4	4.6	1.46	3.1	1.14	25.5	19	39	23	24	16C	16	55			
BOSH	44	17	6	4	7	3	35	36.3	8.3	1.9	0.77	1.8	0.64	18.7	16	31	22	24	22	9	44			
BIBBY (TOT)	43	10	8	4	6	1	23	28.6	2.4	3.3	0.63	1.3	0.11	8.6	17	32	14	18	11	18	44			
BIBBY (MIA)	43	5	7	2	6	1	23	26.5	2.2	2.5	0.50	1.5	0.14	7.3										
HASLEM	37	11	2	2	3	1	21	26.5	8.2	0.5	0.54	1.1	0.23	8.0	12	21	12	12	18	7	28			
HOUSE	45	6	4	3	2	1	35	17.5	1.6	1.1	0.57	0.5	0.05	6.5	14C	27C	6	6	10	8	35C			
CHALMERS	40	6	13	3	4	1	16	22.6	2.1	2.5	1.09	1.3	0.10	6.4	9	16	9	12	7	13T	30			
JONES	36	7	3	3	2	2	20	19.1	2.0	0.5	0.36	0.3	0.23	5.9	10	16	9	11	12	5	27			
ARROYO	36	6	5	2	3	1	18	20.3	1.6	2.0	0.29	0.9	0.02	5.6	11	21	12	12	9	14	30			
MILLER	42	12	8	2	4	1	32	20.4	4.5	1.2	0.49	1.0	0.05	5.6	16	27	12	13	19	14	45			
ILGAUSKAS	31	14	2	3	4	4	16	15.9	4.0	0.4	0.32	0.7	0.81	5.0	15	28	17	19	22	7	35			
DAMPIER	31	14	2	2	3	3	10	16.0	3.5	0.4	0.27	0.6	0.92	2.5	10	19	15	18	26	7	31			
HOWARD	32	7	2	1	2	1	18	10.4	2.1	0.4	0.18	0.4	0.07	2.4	19	29	15	17	16	9	42			
ANTHONY	43	16	3	1	3	5	8	19.5	3.5	0.3	0.13	0.5	1.24	2.0	6	7	7	8T	16C	3C	13			
MAGLOIRE	29	19	1	2	2	1	8	8.8	3.4	0.2	0.22	0.3	0.11	1.9	9	21	15	20	22	4	27			
STACKHOUSE	19	3	1	0	1	1	5	7.1	1.0	0.4	0.00	0.3	0.29	1.7	21	36	18	21	15	13	57			
PITTMAN	9	2	0	0	2	0	2	5.5	1.5	0.0	0.00	1.0	0.00	1.0	1C	2C	0	0	2C	0	2C			
HEAT	265	56	33	12	22	11	129	241.2	42.1	20.0	6.63	13.9	5.24	102.1	56	113	47	61	69	39	141			
OPPONENTS	265	53	33	11	23	9	130	241.2	39.2	20.1	7.00	13.2	3.00	94.6	59	115	47	57	69	42	148			

2009-10 SEASON

RECORD: 47-35 (3rd in Southeast Division)

HOME: 24-17

ROAD: 23-18

OVERTIME: 4-2



Front Row (L-R): Kenny Hasbrouck, Mario Chalmers, Dwyane Wade, Assistant Coach Ron Rothstein, Assistant Coach Bob McAdoo, Head Coach Erik Spoelstra, Assistant Coach Keith Askins, Assistant Coach David Fizdale, Assistant Coach Chad Kammerer, Daequan Cook, Carlos Arroyo.

Back Row (L-R): Video Coordinator Dan Craig, Assistant Athletic Trainer/Director of Rehabilitation Rey Jaffet, Head Athletic Trainer Jay Sabol, Yakhouba Diawara, Dorell Wright, Michael Beasley, Shavlik Randolph, Jermaine O'Neal, Jamaal Magloire, Joel Anthony, Udonis Haslem, James Jones, Quentin Richardson, Assistant Coach/Strength & Conditioning Bill Foran, Neuromuscular Therapist Vinny Aquilino, Assistant Athletic Trainer/Equipment Manager David Parks.

Head Coach: Erik Spoelstra

Assistant Coaches: Bob McAdoo, Keith Askins, Ron Rothstein, David Fizdale, Chad Kammerer, Bill Foran

Team Captains: Udonis Haslem, Dwyane Wade

CONFERENCE RECORDS

	Overall	Home	Road	Overtime
Eastern:	32-20	16-10	16-10	2-2
Western:	15-15	8-7	7-8	2-0

DIVISION RECORDS

	Overall	Home	Road	Overtime
Atlantic:	13-5	7-2	6-3	1-1
Central:	10-8	4-5	6-3	1-0
Southeast:	9-7	5-3	4-4	0-1
Southwest:	4-6	2-3	2-3	1-0
Northwest:	4-6	2-3	2-3	0-0
Pacific:	7-3	4-1	3-2	1-0

RECORDS BY MONTH

	Overall	Home	Road	Overtime
October:	2-0	1-0	1-0	0-0
November:	7-7	5-5	2-2	0-0
December:	7-7	4-3	3-4	0-0
January:	8-9	3-3	5-6	0-1
February:	5-8	1-3	4-5	1-0
March:	12-3	8-2	4-1	1-1
April:	6-1	2-1	4-0	2-0

Playoff Results: Lost to Boston in the First Round (4-1)

NBA Honors: Michael Beasley, Rookie Challenge Game (All-Star Weekend); Daequan Cook, NBA Community Assist Award (Summer of 2009); Erik Spoelstra, Eastern Conference Coach of the Month (March); Dwyane Wade, All-NBA First Team, All-Defensive Second Team, All-Star Game MVP, Eastern Conference Player of the Month (March), Eastern Conference Player of the Week (weeks ending: Mar. 7, 2010; Mar. 28, 2010)

Home Attendance: 726,935 (17,730 average); 15 sellouts (3 @ 16,500 capacity, 12 @ 19,600 capacity)

2009-10 GAME BY GAME

	DATE	OPPONENTS	SCORE	W/L	REC	STRK	ATTEND	HEAT	HIGH SCORER	OPP. HIGH SCORER	
1.	10/28	NEW YORK	115-93	W	1-0	+1	19,600	Wade	26	Gallinari/Lee	22
2.	10/30	@ Indiana	96-83	W	2-0	+2	18,165	Wade	32	Granger	22
3.	11/1	CHICAGO	95-87	W	3-0	+3	15,865	Wade	25	Deng	26
4.	11/3	PHOENIX	104-96	L	3-1	-1	15,105	Wade	23	Nash	30
5.	11/4	@ Washington	93-89	W	4-1	+1	17,413	Wade	40	Arenas	32
6.	11/6	DENVER	96-88	W	5-1	+2	19,600	Wade	22	Anthony	30
7.	11/10	WASHINGTON	90-76	W	6-1	+3	15,054	Wade	41	Arenas	21
8.	11/12	CLEVELAND	111-104	L	6-2	-1	19,600	Wade	36	James	34
9.	11/14	NEW JERSEY	81-80	W	7-2	+1	17,124	Haslem	28	Hassell/Lopez	17
10.	11/17	OKLAHOMA CITY	100-87	L	7-3	-1	14,443	Wade	22	Durant	32
11.	11/18	@ Atlanta	105-90	L	7-4	-2	18,729	Beasley	21	Johnson	30
12.	11/20	@ Toronto	120-113	L	7-5	-3	19,800	Chalmers/Wade	30	Bosh	29
13.	11/22	NEW ORLEANS	102-101	W	8-5	+1	16,500	Wade	31	Thornton	24
14.	11/25	@ Orlando	99-98	W	9-5	+2	17,461	Wade	24	Williams	25
15.	11/27	WASHINGTON	94-84	L	9-6	-1	17,684	Chalmers	20	Jamison	24
16.	11/29	BOSTON	92-85	L	9-7	-2	18,104	Wade	27	Garnett	24
17.	12/1	@ Portland	107-100	W	10-7	+1	20,417	Beasley	27	Roy	25
18.	12/3	@ Denver	114-96	L	10-8	-1	14,998	Wade	25	Anthony	22
19.	12/4	@ L.A. Lakers	108-107	L	10-9	-2	18,997	Wade	26	Bryant	33
20.	12/6	@ Sacramento	115-102	W	11-9	+1	13,186	Wade	34	Evans	30
21.	12/11	DALLAS	106-93	L	11-10	-1	18,703	Wade	28	Nowitzki	25
22.	12/13	MEMPHIS	118-90	L	11-11	-2	14,465	Wade	25	Gay	41
23.	12/15	TORONTO	115-95	W	12-11	+1	15,106	Beasley	28	Bosh	28
24.	12/17	ORLANDO	104-86	W	13-11	+2	18,303	Wade	25	Howard	17
25.	12/20	PORTLAND	102-95	L	13-12	-1	16,500	Wade	28	Roy	28
26.	12/23	UTAH	80-70	W	14-12	+1	19,600	Wade	29	Williams	18
27.	12/25	@ New York	93-87	W	15-12	+2	19,763	Wade	30	Gallinari	26
28.	12/27	INDIANA	114-80	W	16-12	+3	19,600	Wade	25	Murphy	16
29.	12/30	@ New Orleans	95-91	L	16-13	-1	17,301	Wade	22	West	21
30.	12/31	@ San Antonio	108-78	L	16-14	-2	18,581	Beasley	26	Duncan	23
31.	1/2	CHARLOTTE	107-97	L	16-15	-3	17,856	Wade	29	Jackson	35
32.	1/4	ATLANTA	92-75	W	17-15	+1	16,500	Wade	28	Crawford	23
33.	1/6	BOSTON	*112-106	L	17-16	-1	19,600	Wade	44	Rondo	25
34.	1/8	@ Phoenix	109-105	W	18-16	+1	18,422	Wade	33	Hill/Stoudemire	18
35.	1/10	@ L.A. Clippers	94-84	L	18-17	-1	19,060	Wade	24	Kaman	22
36.	1/11	@ Utah	118-89	L	18-18	-2	19,284	Beasley	20	Boozler	25
37.	1/13	@ Golden State	115-102	W	19-18	+1	17,121	Wade	35	Maggette	25
38.	1/15	@ Houston	115-106	W	20-18	+2	16,720	Wade	37	Budinger/Scola	17
39.	1/16	@ Oklahoma City	98-80	L	20-19	-1	18,203	Beasley	28	Durant	36
40.	1/19	INDIANA	113-83	W	21-19	+1	14,986	Wade	32	Rush	17
41.	1/20	@ Charlotte	104-65	L	21-20	-1	14,212	Wade/Wright	16	Jackson	24
42.	1/22	@ Washington	112-88	W	22-20	+1	20,173	Wade	32	Blatche	19
43.	1/23	SACRAMENTO	115-84	W	23-20	+2	18,521	Wade	27	Evans	15
44.	1/25	CLEVELAND	92-91	L	23-21	-1	19,600	Wade	32	James	32
45.	1/27	@ Toronto	111-103	L	23-22	-2	18,265	Wade	35	Bargnani	27
46.	1/29	@ Detroit	92-65	W	24-22	+1	20,669	Wade	22	Villanueva	15
47.	1/30	@ Milwaukee	95-84	L	24-23	-1	18,717	Wade	21	Warrick	22
48.	2/1	MILWAUKEE	97-81	L	24-24	-2	15,858	Wade	23	Bogut	22
49.	2/3	@ Boston	107-102	L	24-25	-3	18,624	Wade	30	R. Allen	23
50.	2/4	@ Cleveland	102-86	L	24-26	-4	20,562	Wade	24	James	36
51.	2/6	@ Chicago	95-91	L	24-27	-5	22,352	O'Neal	24	Deng	25
52.	2/9	HOUSTON	99-66	W	25-27	+1	18,654	Wade	17	Scola	12
53.	2/10	@ Atlanta	94-76	W	26-27	+2	17,074	O'Neal	19	Josh Smith	18
54.	2/16	@ Philadelphia	105-78	W	27-27	+3	15,602	Wade	24	Young	16
55.	2/17	@ New Jersey	87-84	W	28-27	+4	12,251	Beasley	23	Lopez	26
56.	2/19	@ Memphis	**100-87	W	29-27	+5	16,127	Beasley	30	Gasol	22
57.	2/20	@ Dallas	97-91	L	29-28	-1	20,328	Cook	22	Nowitzki	28
58.	2/23	MINNESOTA	91-88	L	29-29	-2	15,854	Wright	26	Love	17
59.	2/27	MILWAUKEE	94-71	L	29-30	-3	18,883	O'Neal	14	Salmons	18
60.	2/28	@ Orlando	96-80	L	29-31	-4	17,461	Wade	21	Lewis	22
61.	3/2	GOLDEN STATE	110-106	W	30-31	+1	15,213	Wade	35	Morrow	24
62.	3/4	L.A. LAKERS	*114-111	W	31-31	+2	19,600	Wade	27	Bryant	39
63.	3/6	ATLANTA	100-94	W	32-31	+3	19,600	Wade	38	Crawford	24
64.	3/9	@ Charlotte	83-78	L	32-32	-1	18,646	Wade	27	Jackson	17
65.	3/10	L.A. CLIPPERS	108-97	W	33-32	+1	14,785	Wade	27	Butler	31
66.	3/12	CHICAGO	108-95	W	34-32	+2	19,600	O'Neal	25	Johnson/Pargo	20
67.	3/14	PHILADELPHIA	104-91	W	35-32	+3	18,129	Wade	38	Kapono	17
68.	3/16	SAN ANTONIO	88-76	L	35-33	-1	18,925	Wade	28	Ginobili	22
69.	3/18	ORLANDO	*108-102	L	35-34	-2	18,874	Wade	36	Carter	27
70.	3/20	CHARLOTTE	77-71	W	36-34	+1	18,766	Richardson	18	Jackson	18
71.	3/22	@ New Jersey	99-89	W	37-34	+1	11,934	Wade	27	Lopez	26
72.	3/25	@ Chicago	103-74	W	38-34	+2	21,592	O'Neal	24	Warrick	14
73.	3/26	@ Milwaukee	87-74	W	39-34	+3	17,841	Wade	30	Salmons	23
74.	3/28	TORONTO	97-94	W	40-34	+4	19,600	Wade	32	Bosh	19
75.	3/31	@ Detroit	98-81	W	41-34	+5	22,076	Beasley	28	Stuckey	18
76.	4/2	@ Indiana	*105-96	W	42-34	+6	16,787	Wade	43	Murphy	29
77.	4/3	@ Minnesota	97-84	W	43-34	+7	17,601	Wade	39	Jefferson/Sessions	12
78.	4/7	PHILADELPHIA	99-95	W	44-34	+8	18,221	Wade	22	Dalember	19
79.	4/9	DETROIT	106-99	L	44-35	-1	19,600	Wade	19	Gordon	39
80.	4/11	@ New York	111-98	W	45-35	+1	19,763	Wade	32	Lee	26
81.	4/12	@ Philadelphia	107-105	W	46-35	+2	17,401	Wade	30	Kapono	24
82.	4/14	NEW JERSEY	*94-86	W	47-35	+3	18,754	Beasley	25	Yi	23

(*Overtime **Double Overtime)



FINAL 2009-10 STATISTICS (47-35)

PLAYER	G	GS	MIN	-FIELD GOALS-			-3-POINT FG-			-FREE THROWS-			-REBOUNDS-				PF	DQ	STL	TO	BLK	PTS	AVG
				FG	FGA	PCT	FG	FGA	PCT	FT	FTA	PCT	OFF	DEF	TOT	AST							
WADE	77	77	2792	719	1511	.476	73	243	.300	534	702	.761	107	266	373	501	181	0	142	252	82	2045	26.6
BEASLEY	78	78	2328	468	1040	.450	28	102	.275	192	240	.800	123	375	498	100	221	2	80	131	49	1156	14.8
O'NEAL	70	70	1991	394	745	.529	0	2	.000	162	225	.720	124	362	486	92	212	2	25	125	95	950	13.6
HASLEM	78	0	2177	312	632	.494	0	0	.000	147	193	.762	167	462	629	52	174	0	30	75	23	771	9.9
RICHARDSON	76	75	2082	242	561	.431	142	358	.397	52	71	.732	64	310	374	93	169	0	70	62	18	678	8.9
ALSTON (TOT)	52	38	1420	155	446	.348	58	168	.345	59	81	.728	13	116	129	176	103	0	50	95	10	427	8.2
ALSTON (MIA)	25	25	655	60	169	.355	30	81	.370	15	27	.556	4	50	54	72	53	0	23	34	5	165	6.6
CHALMERS	73	22	1807	182	454	.401	75	236	.318	82	110	.745	25	110	135	246	175	1	91	123	12	521	7.1
WRIGHT	72	1	1496	194	419	.463	61	157	.389	61	69	.884	50	185	235	91	94	0	52	53	32	510	7.1
ARROYO	72	35	1585	178	375	.475	7	25	.280	76	90	.844	26	104	130	225	102	0	36	54	6	439	6.1
COOK	45	3	691	81	253	.320	40	126	.317	21	25	.840	9	73	82	43	50	0	14	24	10	223	5.0
JONES	36	6	503	43	119	.361	37	90	.411	23	28	.821	4	41	45	17	45	1	11	11	4	146	4.1
ANTHONY	80	16	1322	76	159	.478	0	0	.000	66	92	.717	123	126	249	12	158	1	20	45	109	218	2.7
RANDOLPH (TOT)	6	0	53	6	18	.333	0	0	.000	2	2	1.000	7	7	14	1	9	0	1	3	1	14	2.3
RANDOLPH (MIA)	3	0	47	5	15	.333	0	0	.000	0	0	0.000	7	6	13	0	9	0	1	2	1	10	3.3
MAGLOIRE	36	0	359	28	56	.500	0	0	.000	21	59	.356	41	80	121	1	59	0	9	17	11	77	2.1
DIAWARA	6	2	44	2	10	.200	1	6	.167	0	0	0.000	1	3	4	3	8	0	1	3	0	5	0.8
HEAT	82	-	19880	2984	6518	.458	494	1426	.346	1452	1931	.752	875	2553	3428	1548	1710	7	605	1079	457	7914	96.5
OPPONENTS	82	-	19880	2813	6408	.439	524	1531	.342	1577	2091	.754	856	2483	3339	1545	1639	9	517	1184	355	7727	94.2

DUNKS:

Miami-363 (Wade-115; O'Neal-68; Beasley-67; Wright-33; Anthony-25; Haslem-20; Richardson-18; Magloire-10; Chalmers-4; Cook-1; Diawara-1; Randolph-1)

Opponents-242

CHARGES TAKEN:

Miami-88 (O'Neal-22; Haslem-21; Richardson-19; Chalmers-7; Arroyo-5; Magloire-3; Randolph-3; Beasley-2; Jones-2; Wade-2; Anthony-1; Wright-1)

Opponents-54

TECHNICAL FOULS:

Miami-67 (O'Neal-10; Wade-9; Richardson-5; Spoelstra-4; Beasley-3; Alston-1; Magloire-1; Defensive 3-Seconds-34)

Opponents-79 (Includes 43 for Defensive 3-Seconds and 1 for Delay of Game)

EJECTIONS:

Miami-1 (O'Neal-1)

Opponents-3

PLAYER	— SINGLE-GAME HIGHS —							— AVERAGE PER GAME —							— CAREER HIGHS (C=SET, T=TIED THIS SEASON) —							
	MIN	REB	AST	ST	TO	BLK	PTS	MIN	REB	AST	STL	TO	BLK	PTS	FG	FGA	FT	FTA	REB	AST	PTS	
WADE	45	11	14	6	7	5	44	36.3	4.8	6.5	1.84	3.3	1.06	26.6	19	39	23	24	11T	16	55	
BEASLEY	41	13	5	4	5	3	30	29.8	6.4	1.3	1.03	1.7	0.63	14.8	13C	25C	11C	12C	16	5C	30C	
O'NEAL	41	16	5	2	5	5	25	28.4	6.9	1.3	0.36	1.8	1.36	13.6	18	30	19	25	21	7	55	
HASLEM	40	18	5	3	4	2	28	27.9	8.1	0.7	0.38	1.0	0.29	9.9	12C	21	12	12	18T	7	28T	
RICHARDSON	43	14	4	4	3	1	25	27.4	4.9	1.2	0.92	0.8	0.24	8.9	17	30	9	11	16	9	44	
ALSTON (TOT)	46	10	10	4	6	1	20	27.3	2.5	3.4	0.96	1.8	0.19	8.2	12	25	13	15	10C	15	31	
ALSTON (MIA)	39	5	9	4	3	1	17	26.2	2.2	2.9	0.92	1.4	0.20	6.6								
CHALMERS	42	7	9	4	5	2	30	24.8	1.8	3.4	1.25	1.7	0.16	7.1	9C	16	9C	12C	7T	13	30C	
WRIGHT	36	8	7	4	3	3	26	20.8	3.3	1.3	0.72	0.7	0.44	7.1	9C	17	10	12	18	7C	26C	
ARROYO	43	7	10	3	4	2	17	22.0	1.8	3.1	0.50	0.8	0.08	6.1	11	21	12	12	9	14	30	
COOK	35	6	3	1	3	3	22	15.4	1.8	1.0	0.31	0.5	0.22	5.0	9	21	9	9	9	5	27	
JONES	39	6	4	2	1	1	16	14.0	1.3	0.5	0.31	0.3	0.11	4.1	10	16	9	11	12	5	27	
ANTHONY	40	10	2	2	3	5	13	16.5	3.1	0.2	0.25	0.6	1.36	2.7	6C	7	7	8	13	2T	13C	
RANDOLPH (TOT)	23	6	1	1	1	1	8	8.8	2.3	0.2	0.17	0.5	0.17	2.3	5	10	5	8	13	5	12	
RANDOLPH (MIA)	23	6	0	1	1	1	8	15.7	4.3	0.0	0.33	0.7	0.33	3.3								
MAGLOIRE	23	10	1	2	2	3	7	10.0	3.4	0.0	0.25	0.5	0.31	2.1	9	21	15	20	22	4	27	
DIAWARA	20	3	2	1	2	0	3	7.3	0.7	0.5	0.17	0.5	0.00	0.8	8	16	4	4	6	4	23	
HEAT	290	55	30	15	20	13	115	242.4	41.8	18.9	7.38	13.2	5.57	96.5	56	113	47	61	69	39	141	
OPPONENTS	290	54	35	14	25	11	120	242.4	40.7	18.8	6.30	14.4	4.33	94.2	59	115	47	57	69	42	148	

2008-09 SEASON

RECORD: 43-39 (3rd In Southeast Division)
HOME: 28-13 **ROAD:** 15-26 **OVERTIME:** 6-2



Front Row (L-R): Yakhoubia Diawara, Chris Quinn, Dwyane Wade, Assistant Coach Ron Rothstein, Assistant Coach Bob McAdoo, Head Coach Erik Spoelstra, Assistant Coach Keith Askins, Assistant Coach David Fizdale, Assistant Coach Chad Kammerer, Mario Chalmers, Daequan Cook.

Back Row (L-R): Video Coordinator Dan Craig, Assistant Athletic Trainer/Director of Rehabilitation Rey Jaffet, Head Athletic Trainer Jay Sabol, Luther Head, Jamario Moon, Dorell Wright, Joel Anthony, Mark Blount, Jermaine O'Neal, Jamaal Magloire, Udonis Haslem, Michael Beasley, James Jones, Assistant Coach/Strength & Conditioning Bill Foran, Neuromuscular Therapist Vinny Aquilino, Assistant Athletic Trainer/Equipment Manager David Parks.

Head Coach: Erik Spoelstra

Assistant Coaches: Bob McAdoo, Keith Askins, Ron Rothstein, David Fizdale, Chad Kammerer, Bill Foran

Team Captains: Udonis Haslem, Dwyane Wade

CONFERENCE RECORDS

	Overall	Home	Road	Overtime
Eastern:	28-24	20-6	8-18	3-1
Western:	15-15	8-7	7-8	3-1

DIVISION RECORDS

	Overall	Home	Road	Overtime
Atlantic:	9-9	7-2	2-7	1-1
Central:	10-8	7-2	3-6	2-0
Southeast:	9-7	6-2	3-5	0-0
Southwest:	2-8	1-4	1-4	0-1
Northwest:	5-5	2-3	3-2	1-0
Pacific:	8-2	5-0	3-2	2-0

RECORDS BY MONTH

	Overall	Home	Road	Overtime
October:	1-1	1-0	0-1	0-0
November:	7-8	4-3	3-5	0-0
December:	9-4	6-2	3-2	1-0
January:	8-8	4-3	4-5	2-0
February:	6-6	5-2	1-4	0-0
March:	8-8	6-2	2-6	2-1
April:	4-4	2-1	2-3	1-1

Playoff Results: Lost to Atlanta in the First Round (4-3)

NBA Honors: Michael Beasley, All-Rookie First Team, Rookie Challenge Game (All-Star Weekend), Eastern Conference Rookie of the Month (April); Mario Chalmers, All-Rookie Second Team; Daequan Cook, Foot Locker Three-Point Shootout Champion (All-Star Weekend); Dwyane Wade, All-NBA First Team, All-Defensive Second Team, All-Star Game, Eastern Conference Player of the Month (November, February), Eastern Conference Player of the Week (weeks ending: Nov. 23, 2008; Dec. 7, 2008; Mar. 8, 2009)

Home Attendance: 748,778 (18,263 average/19,600 capacity); 22 sellouts

Management

Players

14/15
Review

Records

Playoffs

History

All-Time
Roster

NBA/NBADL

Opponents

Media

2008-09 GAME BY GAME

DATE	OPPONENTS	SCORE	W/L	REC	STRK	ATTEND	HEAT HIGH SCORER	OPP. HIGH SCORER
1. 10/29	@ New York	120-115	L	0-1	-1	19,763	Wade.....26	Crawford.....29
2. 10/31	SACRAMENTO	103-77	W	1-1	+1	19,600	Wade.....20	Douby/Salmons.....14
3. 11/1	@ Charlotte	100-87	L	1-2	-1	19,238	Beasley.....25	Wallace.....34
4. 11/5	PHILADELPHIA	106-83	W	2-2	+1	15,103	Wade.....29	Young.....19
5. 11/7	@ San Antonio	99-83	W	3-2	+2	17,387	Wade.....33	Duncan.....22
6. 11/8	@ New Orleans	100-89	L	3-3	-1	17,701	Wade.....30	Paul/West.....21
7. 11/10	NEW JERSEY	99-94	W	4-3	+1	15,028	Wade.....33	Yi.....24
8. 11/12	PORTLAND	104-96	L	4-4	-1	15,021	Wade.....36	Fernandez.....25
9. 11/14	WASHINGTON	97-77	W	5-4	+1	15,284	Wade.....24	Jamison.....15
10. 11/16	@ Toronto	107-96	L	5-5	-1	19,800	Wade.....29	Bosh.....27
11. 11/18	@ Washington	94-87	W	6-5	+1	15,102	Wade.....19	Jamison.....25
12. 11/19	TORONTO	101-95	L	6-6	-1	15,014	Wade.....40	Bargnani.....25
13. 11/22	INDIANA	109-100	W	7-6	+1	18,685	Wade.....38	Daniels.....25
14. 11/24	HOUSTON	107-98	L	7-7	-1	18,704	Chalmers/Wade.....23	Yao.....28
15. 11/26	@ Portland	106-68	L	7-8	-2	20,528	Beasley.....14	Frye.....17
16. 11/28	@ Phoenix	107-92	W	8-8	+1	18,422	Wade.....43	Barbosa.....20
17. 11/29	@ L.A. Clippers	97-96	L	8-9	-1	16,245	Wade.....26	Randolph/Thornton.....27
18. 12/1	@ Golden State	*130-129	W	9-9	+1	18,723	Wade.....37	Crawford.....40
19. 12/3	@ Utah	93-89	W	10-9	+2	19,911	Wade.....23	Millspap.....20
20. 12/6	OKLAHOMA CITY	105-99	W	11-9	+3	17,585	Wade.....38	Westbrook.....30
21. 12/8	CHARLOTTE	100-96	W	12-9	+4	15,024	Wade.....41	Richardson.....24
22. 12/12	ATLANTA	87-73	L	12-10	-1	19,600	Wade.....21	Johnson.....21
23. 12/14	@ Memphis	102-86	L	12-11	-2	12,271	Beasley.....20	Mayo.....28
24. 12/15	MILWAUKEE	98-83	L	12-12	-3	15,029	Chalmers.....20	Redd.....21
25. 12/19	L.A. LAKERS	89-87	W	13-12	+1	19,600	Wade.....35	Bryant.....28
26. 12/20	@ New Jersey	106-103	W	14-12	+2	14,139	Wade.....43	Lopez.....22
27. 12/23	GOLDEN STATE	96-88	W	15-12	+3	17,862	Wade.....32	Watson.....18
28. 12/26	CHICAGO	90-77	W	16-12	+4	19,600	Wade.....28	Gordon.....15
29. 12/28	@ Cleveland	93-86	L	16-13	-1	20,562	Wade.....29	James.....33
30. 12/30	CLEVELAND	104-95	W	17-13	+1	19,600	Chalmers/Wade.....21	James.....38
31. 1/2	@ Orlando	86-76	L	17-14	-1	17,461	Wade.....33	Lewis.....17
32. 1/3	NEW JERSEY	*101-96	W	18-14	+1	19,600	Wade.....29	Dooling.....23
33. 1/5	SAN ANTONIO	91-84	L	18-15	-1	19,600	Wade.....24	Duncan.....19
34. 1/7	@ Denver	108-97	L	18-16	-2	15,459	Wade.....31	Billups/Kleiza/Smith.....21
35. 1/9	@ Sacramento	*119-115	W	19-16	+1	12,587	Wade.....41	Salmons.....29
36. 1/11	@ L.A. Lakers	108-105	L	19-17	-1	18,997	Wade.....27	Brynum.....24
37. 1/13	@ Minnesota	99-96	W	20-17	+1	10,856	Wade.....31	Foye.....29
38. 1/14	@ Milwaukee	102-99	W	21-17	+2	15,271	Cook.....24	Ridnour.....25
39. 1/17	@ Houston	93-86	L	21-18	-1	18,369	Wade.....29	Yao.....26
40. 1/18	@ Oklahoma City	104-94	W	22-18	+1	19,136	Wade.....32	Durant.....31
41. 1/21	BOSTON	98-83	L	22-19	-1	19,600	Wade.....25	R. Allen.....27
42. 1/24	ORLANDO	103-97	W	23-19	+1	19,600	Wade.....27	Howard.....22
43. 1/26	ATLANTA	95-79	W	24-19	+2	18,103	Wade.....35	Johnson.....19
44. 1/28	WASHINGTON	93-71	W	25-19	+3	16,424	Beasley/Cook.....16	Jamison.....21
45. 1/30	@ Indiana	114-103	L	25-20	-1	14,031	Wade.....24	Dunleavy.....30
46. 1/31	DALLAS	111-96	L	25-21	-2	19,600	Wade.....30	Nowitzki.....30
47. 2/2	L.A. CLIPPERS	119-95	W	26-21	+1	15,985	Wade.....32	Randolph.....21
48. 2/4	@ Detroit	93-90	L	26-22	-1	21,720	Wade.....29	Wallace/Stuckey.....18
49. 2/7	@ Philadelphia	94-84	L	26-23	-2	17,216	Wade.....21	Miller/Spiegts.....15
50. 2/8	CHARLOTTE	96-92	W	27-23	+1	17,656	Wade.....22	Augustin.....27
51. 2/10	DENVER	99-82	L	27-24	-1	16,784	Wade.....33	Billups.....23
52. 2/12	@ Chicago	95-93	W	28-24	+1	21,801	Wade.....24	Gordon.....34
53. 2/18	MINNESOTA	111-104	L	28-25	-1	17,525	Wade.....37	Telfair.....30
54. 2/21	PHILADELPHIA	97-91	W	29-25	+1	19,600	Wade.....25	Miller.....30
55. 2/22	@ Orlando	122-99	L	29-26	-1	17,461	Wade.....50	Howard.....32
56. 2/24	DETROIT	103-91	W	30-26	+1	19,600	Wade.....31	Iverson.....22
57. 2/27	@ Atlanta	91-83	L	30-27	-1	19,157	Beasley.....23	Johnson.....24
58. 2/28	NEW YORK	120-115	W	31-27	+1	19,600	Wade.....46	Robinson.....29
59. 3/2	CLEVELAND	107-100	L	31-28	-1	19,600	Wade.....41	James.....42
60. 3/4	PHOENIX	135-129	W	32-28	+1	19,600	Wade.....35	Nash.....34
61. 3/6	@ Toronto	108-102	W	33-28	+2	19,800	Wade.....42	Bosh.....34
62. 3/7	@ Cleveland	99-89	L	33-29	-1	20,562	Wade.....25	M. Williams.....29
63. 3/9	CHICAGO	**130-127	W	34-29	+1	19,600	Wade.....48	Gordon.....43
64. 3/11	BOSTON	107-99	W	35-29	+2	19,600	Wade.....32	R. Allen.....27
65. 3/14	UTAH	***140-129	W	36-29	+3	19,600	Wade.....50	Williams.....30
66. 3/15	@ Philadelphia	85-77	L	36-30	-1	20,100	O'Neal.....20	Iguodala.....21
67. 3/18	@ Boston	*112-108	L	36-31	-2	18,624	Beasley.....21	Pierce.....36
68. 3/20	@ New Jersey	96-88	L	36-32	-3	18,108	Wade.....27	Douglas-Roberts/Hayes.....18
69. 3/22	@ Detroit	101-96	W	37-32	+1	22,076	Wade.....39	Stuckey.....29
70. 3/23	MEMPHIS	94-82	W	38-32	+2	18,654	Wade.....27	Mayo.....21
71. 3/25	@ Indiana	90-88	L	38-33	-1	17,117	Wade.....21	Granger.....28
72. 3/26	@ Chicago	106-87	L	38-34	-2	21,908	Wade.....31	Salmons.....27
73. 3/28	MILWAUKEE	102-85	W	39-34	+1	18,108	Wade.....27	Jefferson.....32
74. 3/30	ORLANDO	101-95	L	39-35	-1	19,600	Wade.....42	Howard.....22
75. 4/1	@ Dallas	98-96	L	39-36	-2	20,021	Wade.....23	Nowitzki.....30
76. 4/3	@ Charlotte	97-92	W	40-36	+1	19,568	Wade.....27	Wallace.....21
77. 4/4	@ Washington	118-104	W	41-36	+2	20,173	Wade.....33	Butler.....27
78. 4/7	NEW ORLEANS	*93-87	L	41-37	-1	19,600	Wade.....32	Paul.....26
79. 4/10	@ Boston	105-98	L	41-38	-2	18,624	Wade.....31	Pierce.....28
80. 4/12	NEW YORK	122-105	W	42-38	+1	19,600	Wade.....55	Chandler/Harrington.....21
81. 4/14	@ Atlanta	81-79	L	42-39	-1	18,179	Beasley.....23	Murray.....17
82. 4/15	DETROIT	*102-96	W	43-39	+1	19,600	Quinn.....26	Brown.....17

(*Overtime **Double Overtime ***Triple Overtime)

FINAL 2008-09 STATISTICS (43-39)

PLAYER	G	GS	MIN	-FIELD GOALS-			-3-POINT FG-			-FREE THROWS-			-REBOUNDS-			PF	DQ	STL	TO	BLK	PTS	AVG	
				FG	FGA	PCT	FG	FGA	PCT	FT	FTA	PCT	OFF	DEF	TOT								
WADE	79	79	3048	854	1739	.491	88	278	.317	590	771	.765	89	309	398	589	178	1	173	272	106	2386	30.2
BEASLEY	81	19	2009	452	957	.472	33	81	.407	186	241	.772	110	329	439	83	184	0	41	121	37	1123	13.9
O'NEAL (TOT)	68	61	2028	365	770	.474	0	1	.000	175	222	.788	126	307	433	122	211	2	29	144	136	905	13.3
O'NEAL (MIA)	27	27	811	145	305	.475	0	0	.000	60	80	.750	55	90	145	55	81	1	11	52	54	350	13.0
MARION	42	41	1516	215	446	.482	8	40	.200	67	85	.788	107	258	365	77	92	1	57	56	45	505	12.0
HASLEM	75	75	2560	333	643	.518	0	0	.000	128	170	.753	169	449	618	85	204	0	43	82	25	794	10.6
CHALMERS	82	82	2626	278	662	.420	114	311	.367	148	193	.767	37	191	228	403	240	6	160	165	8	818	10.0
COOK	75	4	1833	242	645	.375	153	395	.387	49	56	.875	19	170	189	71	125	1	39	42	10	686	9.1
MOON (TOT)	80	60	2068	222	474	.468	65	183	.355	68	80	.850	58	307	365	95	133	0	86	43	60	577	7.2
MOON (MIA)	26	21	689	72	157	.459	27	73	.370	13	15	.867	10	106	116	25	48	0	21	12	16	184	7.1
QUINN	66	0	962	118	289	.408	56	137	.409	47	58	.810	8	67	75	132	79	0	24	33	2	339	5.1
HEAD (TOT)	32	4	497	55	144	.382	20	54	.370	19	24	.792	6	46	52	58	37	0	17	25	2	149	4.7
HEAD (MIA)	10	0	176	16	43	.372	6	16	.375	5	8	.625	3	22	25	23	22	0	11	9	1	43	4.3
JONES	40	1	630	55	149	.369	33	96	.344	26	31	.839	12	50	62	20	58	0	12	12	14	169	4.2
BLOUNT	20	0	207	30	78	.385	11	27	.407	8	13	.615	10	31	41	4	17	0	1	14	7	79	4.0
DIAWARA	63	21	851	76	217	.350	51	163	.313	10	19	.526	26	56	82	27	75	0	13	16	6	213	3.4
WRIGHT	6	0	73	8	20	.400	0	0	.000	2	6	.333	2	18	20	2	8	0	2	6	0	18	3.0
MAGLOIRE	55	12	709	65	131	.496	0	0	.000	29	60	.483	82	140	222	22	121	0	11	32	25	159	2.9
BANKS	16	0	166	15	39	.385	2	14	.143	10	15	.667	0	15	15	22	21	0	10	11	2	42	2.6
LIVINGSTON	4	0	41	3	8	.375	0	0	.000	3	4	.750	0	2	2	4	4	0	2	3	0	9	2.3
ANTHONY	65	28	1048	57	118	.483	0	0	.000	30	46	.652	89	108	197	27	139	0	20	41	93	144	2.2
HEAT	82	-	19955	3034	6646	.457	582	1631	.357	1411	1871	.754	828	2411	3239	1671	1696	10	651	1026	451	8061	98.3
OPPONENTS	82	-	19955	2920	6412	.455	591	1519	.389	1609	2086	.771	896	2536	3432	1646	1632	12	528	1246	335	8040	98.0

DUNKS:

Miami-363 (Wade-128; Marion-55; Haslem-33; Beasley-32; Magloire-25; O'Neal-25; Moon-22; Anthony-17; Chalmers-10; Cook-8; Blount-3; Diawara-3; Wright-2)

Opponents-286

CHARGES TAKEN:

Miami-102 (Haslem-29; O'Neal-18; Magloire-13; Chalmers-11; Jones-7; Anthony-5; Quinn-4; Cook-3; Marion-3; Banks-2; Blount-2; Wade-2; Beasley-1; Diawara-1; Moon-1)

Opponents-53

TECHNICAL FOULS:

Miami-78 (Wade-11; Spoelstra-6; Haslem-4; Magloire-4; O'Neal-4; Rothstein-2; Anthony-1; Beasley-1; Head-1; Jones-1; Marion-1; Defensive 3-Seconds-41)

Opponents-47 (Includes 18 for Defensive 3-Seconds)

EJECTIONS:

Miami-4 (Wade-2; Haslem-1; Magloire-1)

Opponents-2

PLAYER	— SINGLE-GAME HIGHS —							— AVERAGE PER GAME —							— CAREER HIGHS (C=SET, T=TIED THIS SEASON) —						
	MIN	REB	AST	ST	TO	BLK	PTS	MIN	REB	AST	STL	TO	BLK	PTS	FG	FGA	FT	FTA	REB	AST	PTS
WADE	52	10	16	7	8	5	55	38.6	5.0	7.5	2.19	3.4	1.34	30.2	19C	39C	23	24T	11	16C	55C
BEASLEY	48	16	4	3	5	3	28	24.8	5.4	1.0	0.51	1.5	0.46	13.9	12C	20C	10C	10C	16C	4C	28C
O'NEAL (TOT)	48	18	6	3	6	9	36	29.8	6.4	1.8	0.43	2.1	2.00	13.3	18	30	19	25	21	7	55
O'NEAL (MIA)	48	11	6	2	5	5	28	30.0	5.4	2.0	0.41	1.9	2.00	13.0							
MARION	44	16	6	6	5	4	25	36.1	8.7	1.8	1.36	1.3	1.07	12.0	16	30	11	13	24	8	44
HASLEM	53	15	5	3	5	3	23	34.1	8.2	1.1	0.57	1.1	0.33	10.6	11	21	12	12	18	7	28
CHALMERS	53	7	13	9	7	1	23	32.0	2.8	4.9	1.95	2.0	0.10	10.0	8C	16C	8C	9C	7C	13C	23C
COOK	39	7	5	3	3	1	27	24.4	2.5	0.9	0.52	0.6	0.13	9.1	9T	21	9	9	9	5T	27C
MOON (TOT)	43	12	6	5	3	3	17	25.9	4.6	1.2	1.08	0.5	0.75	7.2	8	15	5C	6	15	6C	17T
MOON (MIA)	40	12	6	4	3	3	17	26.5	4.5	1.0	0.81	0.5	0.62	7.1							
QUINN	33	4	7	2	4	1	26	14.6	1.1	2.0	0.36	0.5	0.03	5.1	9C	17	7	8	7	9	26C
HEAD (TOT)	41	5	5	4	3	1	21	15.5	1.6	1.8	0.53	0.8	0.06	4.7	10	20	7	10	10	11	30
HEAD (MIA)	21	5	5	4	3	1	7	17.6	2.5	2.3	1.10	0.9	0.10	4.3							
JONES	37	6	2	2	1	2	13	15.8	1.6	0.5	0.30	0.3	0.35	4.2	10	16	9	11	12	5	27
BLOUNT	24	8	2	1	3	2	17	10.4	2.1	0.2	0.05	0.7	0.35	4.0	13	22	9	11	21	8	29
DIAWARA	35	6	3	2	2	1	19	13.5	1.3	0.4	0.21	0.3	0.10	3.4	8	16	4T	4T	6T	4	23
WRIGHT	30	10	2	1	3	0	7	12.2	3.3	0.3	0.33	1.0	0.00	3.0	8	17	10	12	18	6	21
MAGLOIRE	30	12	2	1	4	2	14	12.9	4.0	0.4	0.20	0.6	0.45	2.9	9	21	15	20	22	4	27
BANKS	27	4	5	4	2	2	11	10.4	0.9	1.4	0.63	0.7	0.13	2.6	12	19	12	14	7	10	28
LIVINGSTON	18	1	3	1	2	0	3	10.3	0.5	1.0	0.50	0.8	0.00	2.3	10	17	8	9	9	14	21
ANTHONY	39	13	2	3	3	5	12	16.1	3.0	0.4	0.31	0.6	1.43	2.2	5T	7	7	8	13C	2C	12C
HEAT	315	52	32	18	21	12	140	243.4	39.5	20.4	7.94	12.5	5.50	98.3	56	113	47	61	69	39	141
OPPONENTS	315	55	34	13	26	11	129	243.4	41.9	20.1	6.44	15.2	4.09	98.0	59	115	47C	57	69	42	148

2007-08 SEASON

RECORD: 15-67 (5th in Southeast Division)
HOME: 9-32 **ROAD:** 6-35 **OVERTIME:** 0-6



Front Row (L-R): Blake Ahearn, Marcus Banks, Dwyane Wade, Assistant Coach Ron Rothstein, Assistant Coach Bob McAdoo, President and Head Coach Pat Riley, Assistant Coach/Director of Scouting Erik Spoelstra, Assistant Coach Keith Askins, Jason Williams, Chris Quinn, Daequan Cook.

Back Row (L-R): Assistant Athletic Trainer Jay Sabol, Athletic Trainer/Travel Coordinator Ron Culp, Stephane Lasme, Alexander Johnson, Joel Anthony, Earl Barron, Mark Blount, Alonzo Mourning, Udonis Haslem, Dorell Wright, Shawn Marion, Ricky Davis, Assistant Coach/Strength & Conditioning Bill Foran, Neuromuscular Therapist Vinny Aquilino.

President and Head Coach: Pat Riley

Assistant Coaches: Bob McAdoo, Keith Askins, Erik Spoelstra, Ron Rothstein, Bill Foran

Team Captain: Udonis Haslem

CONFERENCE RECORDS

	Overall	Home	Road	Overtime
Eastern:	8-44	5-21	3-23	0-5
Western:	7-23	4-11	3-12	0-1

DIVISION RECORDS

	Overall	Home	Road	Overtime
Atlantic:	2-16	0-9	2-7	0-3
Central:	4-14	3-6	1-8	0-0
Southeast:	2-14	2-6	0-8	0-2
Southwest:	1-9	1-4	0-5	0-0
Northwest:	3-7	2-3	1-4	0-1
Pacific:	3-7	1-4	2-3	0-0

RECORDS BY MONTH

	Overall	Home	Road	Overtime
November:	4-11	2-6	2-5	0-0
December:	4-12	2-4	2-8	0-3
January:	1-13	1-7	0-6	0-0
February:	2-10	1-5	1-5	0-2
March:	2-15	1-7	1-8	0-1
April:	2-6	2-3	0-3	0-0

Playoff Results: None

NBA Honors: Alonzo Mourning, Community Assist Award (July 2008); Dwyane Wade, All-Star Game, Community Assist Award (August 2007)

Home Attendance: 798,004 (19,464 average/19,600 capacity); 27 sellouts

2007-08 GAME BY GAME

DATE	OPPONENTS	SCORE	W/L	REC	STRK	ATTEND	HEAT HIGH SCORER	OPP. HIGH SCORER
1. 11/1	DETROIT	91-80	L	0-1	-1	19,600	Davis.....	23 Prince.....
2. 11/2	@ Indiana	87-85	L	0-2	-2	12,887	Cook.....	17 Granger.....
3. 11/4	CHARLOTTE	90-88	L	0-3	-3	19,600	Haslem.....	18 Richardson.....
4. 11/7	@ San Antonio	88-78	L	0-4	-4	17,503	O'Neal.....	17 Ginobili.....
5. 11/9	PHOENIX	106-101	L	0-5	-5	19,600	O'Neal.....	25 Nash.....
6. 11/11	@ New York	75-72	W	1-5	+1	19,763	Williams.....	17 Curry.....
7. 11/13	@ Charlotte	91-76	L	1-6	-1	12,169	O'Neal.....	17 Wallace.....
8. 11/14	SEATTLE	104-95	L	1-7	-2	19,600	Davis.....	19 Wilcox.....
9. 11/16	@ Boston	92-91	L	1-8	-3	18,624	Wade.....	23 Garnett.....
10. 11/17	@ New Jersey	91-87	W	2-8	+1	16,797	Wade.....	23 S. Williams.....
11. 11/21	ATLANTA	82-79	L	2-9	-1	19,600	O'Neal.....	18 J. Johnson.....
12. 11/23	HOUSTON	98-91	W	3-9	+1	19,600	Wade.....	31 Scola/Yao.....
13. 11/24	@ Orlando	120-99	L	3-10	-1	17,519	Wade.....	32 Turkoglu.....
14. 11/27	CHARLOTTE	110-90	W	4-10	+1	19,600	Davis.....	23 Wallace.....
15. 11/30	BOSTON	95-85	L	4-11	-1	20,022	Williams.....	22 Pierce.....
16. 12/2	@ Denver	115-89	L	4-12	-2	16,386	Wade.....	13 Anthony.....
17. 12/3	@ Utah	110-101	L	4-13	-3	19,911	Wade.....	26 Okur.....
18. 12/6	@ Portland	112-106	L	4-14	-4	19,980	Wade.....	21 Roy.....
19. 12/7	@ Golden State	120-113	L	4-15	-5	19,596	Wade.....	33 Jackson.....
20. 12/9	@ L.A. Clippers	100-94	W	5-15	+1	16,335	Wade.....	33 Maggette.....
21. 12/10	@ Phoenix	117-113	W	6-15	+2	18,422	Wade.....	31 Four players.....
22. 12/13	WASHINGTON	104-91	L	6-16	-1	19,600	Quinn.....	22 Stevenson.....
23. 12/15	INDIANA	106-103	L	6-17	-2	19,600	Haslem/Wade.....	24 Tinsley.....
24. 12/17	MINNESOTA	91-87	W	7-17	+1	19,600	Wade.....	30 Jefferson.....
25. 12/19	@ Atlanta	*114-111	L	7-18	-1	17,069	Wade.....	36 M. Williams.....
26. 12/20	NEW JERSEY	*107-103	L	7-19	-2	19,600	Wade.....	41 Carter.....
27. 12/22	UTAH	104-102	W	8-19	+1	19,600	Wade.....	20 Williams.....
28. 12/25	@ Cleveland	98-82	L	8-20	-1	20,562	Wade.....	22 James.....
29. 12/26	@ Philadelphia	96-85	L	8-21	-2	18,431	Wade.....	27 Iguodala.....
30. 12/28	ORLANDO	*121-114	L	8-22	-3	19,805	Wade.....	48 Howard.....
31. 12/29	@ Washington	96-74	L	8-23	-4	20,173	Davis.....	22 Blatche.....
32. 1/2	MILWAUKEE	103-98	L	8-24	-5	19,600	Wade.....	27 Williams.....
33. 1/4	@ Dallas	94-89	L	8-25	-6	20,357	Blount/Davis.....	17 Nowitzki.....
34. 1/6	@ Memphis	101-94	L	8-26	-7	14,581	Davis.....	24 Gasol.....
35. 1/8	@ Minnesota	101-91	L	8-27	-8	13,111	Wade.....	25 McCants.....
36. 1/9	@ Milwaukee	98-92	L	8-28	-9	15,834	Wade.....	34 Williams.....
37. 1/11	@ New Orleans	114-88	L	8-29	-10	16,133	Blount.....	27 Jackson.....
38. 1/16	CHICAGO	126-96	L	8-30	-11	19,600	O'Neal/Wade.....	24 Gordon.....
39. 1/18	PORTLAND	98-91	L	8-31	-12	19,600	Wade.....	37 Roy.....
40. 1/19	NEW YORK	88-84	L	8-32	-13	19,600	Wade.....	22 Crawford.....
41. 1/21	CLEVELAND	97-90	L	8-33	-14	19,600	Wade.....	42 James.....
42. 1/24	SAN ANTONIO	90-89	L	8-34	-15	19,600	Wade.....	27 Duncan.....
43. 1/26	INDIANA	98-96	W	9-34	+1	19,600	Wade.....	35 Dunleavy.....
44. 1/29	BOSTON	117-87	L	9-35	-1	19,600	Blount.....	20 Powe.....
45. 1/30	@ Orlando	107-91	L	9-36	-2	17,519	Davis.....	21 Turkoglu.....
46. 2/1	NEW JERSEY	94-85	L	9-37	-3	19,600	Wade.....	15 Jefferson.....
47. 2/4	TORONTO	114-82	L	9-38	-4	19,600	Wright.....	17 Bosh.....
48. 2/6	@ Detroit	100-95	L	9-39	-5	22,076	Wade.....	30 Wallace.....
49. 2/7	@ Philadelphia	101-84	L	9-40	-6	14,103	Wade.....	19 Iguodala.....
50. 2/10	L.A. LAKERS	104-94	L	9-41	-7	19,600	Blount.....	22 Bryant.....
51. 2/12	DENVER	*114-113	L	9-42	-8	19,600	Wade.....	29 Smith.....
52. 2/14	@ Chicago	99-92	L	9-43	-9	21,792	Wade.....	30 Hinrich.....
53. 2/21	@ Houston	112-100	L	9-44	-10	15,994	Wade.....	33 McGrady.....
54. 2/23	PHILADELPHIA	*101-96	L	9-45	-11	19,600	Wade.....	33 Iguodala/Miller.....
55. 2/26	SACRAMENTO	107-86	W	10-45	+1	19,243	Marion.....	24 Hawes.....
56. 2/28	@ L.A. Lakers	106-88	L	10-46	-1	18,997	Wade.....	18 Farmer.....
57. 2/29	@ Seattle	103-93	W	11-46	+1	12,542	Wade.....	31 Wilcox.....
58. 3/2	@ Sacramento	120-109	L	11-47	-1	15,028	Wade.....	26 Artest.....
59. 3/5	TORONTO	108-83	L	11-48	-2	19,143	Banks.....	21 Nesterovic.....
60. 3/7	GOLDEN STATE	134-99	L	11-49	-3	19,161	Banks/Quinn.....	20 Jackson.....
61. 3/8	@ Atlanta	97-94	L	11-50	-4	17,022	Davis.....	27 J. Johnson.....
62. 3/10	L.A. CLIPPERS	99-98	L	11-51	-5	19,014	Davis.....	27 Mobley.....
63. 3/12	NEW YORK	91-88	L	11-52	-6	19,103	Davis.....	27 Crawford.....
64. 3/14	ORLANDO	103-94	L	11-53	-7	19,312	Williams.....	34 Nelson.....
65. 3/16	DALLAS	98-73	L	11-54	-8	19,304	Barron.....	21 Nowitzki.....
66. 3/18	@ Milwaukee	112-106	W	12-54	+1	13,379	Williams.....	21 Redd.....
67. 3/19	@ Toronto	96-54	L	12-55	-1	19,800	Quinn.....	14 Bargnani/Parker.....
68. 3/21	WASHINGTON	103-86	L	12-56	-2	19,345	Jones.....	15 Butler.....
69. 3/22	@ Charlotte	94-82	L	12-57	-3	17,522	Williams.....	19 Wallace.....
70. 3/24	MILWAUKEE	78-73	W	13-57	+1	19,024	Quinn.....	24 Redd.....
71. 3/26	@ New York	*103-96	L	13-58	-1	19,209	Davis.....	28 Crawford.....
72. 3/27	@ Detroit	85-69	L	13-59	-2	22,076	Ahearn.....	15 Afflalo/Maxiell.....
73. 3/30	@ Boston	88-62	L	13-60	-3	18,624	Davis/Quinn.....	14 Powe.....
74. 3/31	@ Indiana	105-85	L	13-61	-4	11,529	Cook.....	16 Granger.....
75. 4/2	NEW ORLEANS	106-77	L	13-62	-5	19,122	Quinn.....	18 West.....
76. 4/4	@ Washington	109-95	L	13-63	-6	18,875	Davis.....	33 Butler.....
77. 4/6	DETROIT	91-75	L	13-64	-7	19,141	Barron.....	20 Stuckey.....
78. 4/8	CHICAGO	95-88	W	14-64	+1	19,175	Powell.....	18 Deng.....
79. 4/11	MEMPHIS	96-91	L	14-65	-1	19,017	Barron.....	22 Lowry/Warrick.....
80. 4/13	@ Cleveland	84-76	L	14-66	-2	20,562	Davis.....	17 West.....
81. 4/14	@ Toronto	91-75	L	14-67	-3	18,855	Cook.....	22 Nesterovic.....
82. 4/16	ATLANTA	113-99	W	15-67	+1	19,073	Williams.....	17 Smith.....

(*Overtime)



FINAL 2007-08 STATISTICS (15-67)

PLAYER	G	GS	MIN	-FIELD GOALS-			-3-POINT FG-			-FREE THROWS-			-REBOUNDS-			PF	DQ	STL	TO	BLK	PTS	AVG	
				FG	FGA	PCT	FG	FGA	PCT	FT	FTA	PCT	OFF	DEF	TOT								
WADE	51	49	1954	439	937	.469	22	77	.286	354	467	.758	45	169	214	354	137	0	87	224	37	1254	24.6
MARION (TOT)	63	62	2315	400	787	.508	66	198	.333	106	150	.707	136	507	643	138	150	0	125	86	85	972	15.4
MARION (MIA)	16	15	602	96	209	.459	8	31	.258	29	42	.690	50	129	179	40	33	0	30	37	15	229	14.3
O'NEAL	33	33	945	191	329	.581	0	0	.000	88	178	.494	99	159	258	45	134	6	19	98	54	470	14.2
DAVIS	82	47	2963	420	971	.433	135	333	.405	155	197	.787	55	298	353	276	187	1	87	191	14	1130	13.8
HASLEM	49	48	1805	237	507	.467	0	0	.000	115	142	.810	107	336	443	68	145	2	39	67	18	589	12.0
COOK	59	19	1441	196	514	.381	79	238	.332	47	57	.825	20	157	177	75	157	4	23	63	9	518	8.8
WILLIAMS	67	53	1886	211	550	.384	97	275	.353	69	80	.863	12	118	130	307	93	0	83	91	5	588	8.8
BLOUNT	69	46	1542	238	515	.462	17	44	.386	88	138	.638	69	194	263	41	133	1	33	70	34	581	8.4
JONES	6	0	143	17	32	.531	6	15	.400	8	13	.615	8	16	24	5	18	0	2	7	0	48	8.0
WRIGHT	44	34	1104	143	293	.488	4	11	.364	57	69	.826	48	172	220	60	79	0	29	29	41	347	7.9
QUINN	60	25	1340	158	373	.424	64	159	.403	85	98	.867	11	107	118	178	90	0	46	55	4	465	7.8
POWELL	11	4	304	35	95	.368	8	33	.242	6	9	.667	8	36	44	18	18	0	9	5	2	84	7.6
BARRON	46	15	889	132	327	.404	1	13	.077	61	87	.701	67	131	198	29	114	0	19	48	8	326	7.1
BANKS (TOT)	36	3	569	86	191	.450	40	102	.392	27	35	.771	4	41	45	61	65	0	14	37	13	239	6.6
BANKS (MIA)	12	2	259	42	82	.512	15	37	.405	15	19	.789	1	24	25	36	27	0	6	21	5	114	9.5
MOURNING	25	0	389	52	95	.547	0	0	.000	45	76	.592	34	59	93	7	56	0	4	25	42	149	6.0
AHEARN	12	0	177	15	57	.263	10	34	.294	30	31	.968	1	18	19	19	20	0	6	16	0	70	5.8
JACKSON	14	1	228	26	80	.325	11	30	.367	16	23	.696	7	26	33	17	22	1	8	9	0	79	5.6
LASME (TOT)	16	4	303	32	71	.451	0	0	.000	19	32	.594	26	27	53	3	35	0	13	15	22	83	5.2
LASME (MIA)	15	4	303	32	71	.451	0	0	.000	19	32	.594	26	27	53	3	35	0	13	15	22	83	5.5
PARKER	9	0	183	17	54	.315	6	24	.250	3	4	.750	2	17	19	15	13	0	5	8	3	43	4.8
JOHNSON	43	6	549	61	125	.488	0	0	.000	57	83	.687	32	62	94	13	80	2	13	42	10	179	4.2
HARDAWAY	16	8	325	22	60	.367	8	19	.421	8	9	.889	3	32	35	35	24	0	19	13	1	60	3.8
ANTHONY	24	1	498	28	60	.467	0	0	.000	29	49	.592	38	55	93	3	55	1	9	17	31	85	3.5
HEAT	82	-	19830	2808	6336	.443	491	1373	.358	1384	1903	.727	743	2342	3085	1644	1670	18	589	1202	355	7491	91.4
OPPONENTS	82	-	19830	3029	6477	.468	552	1497	.369	1590	2105	.755	916	2617	3533	1817	1650	10	631	1166	341	8200	100.0

DUNKS:

Miami-284 (O'Neal-51; Wade-40; Blount-37; Marion-26; Wright-22; Mourning-20; Davis-19; Haslem-15; Johnson-13; Cook-12; Lasme-10; Barron-7; Anthony-6; Powell-3; Banks-1; Jackson-1; Jones-1)
Opponents-378

CHARGES TAKEN:

Miami-94 (Haslem-28; Blount-16; Barron-10; Davis-10; Quinn-5; Johnson-4; Williams-4; Anthony-3; Wade-3; Hardaway-2; Jones-2; Wright-2; Ahearn-1; Banks-1; Cook-1; Lasme-1; O'Neal-1)

Opponents-45

TECHNICAL FOULS:

Miami-67 (Wade-4; Haslem-3; Mourning-3; O'Neal-3; Riley-3; Williams-3; Askins-1; Barron-1; Defensive 3-Seconds-46)

Opponents-30 (Includes 16 for Defensive 3-Seconds and 1 for Delay of Game)

EJECTIONS:

Miami-0

Opponents-1

PLAYER	— SINGLE-GAME HIGHS —							— AVERAGE PER GAME —							— CAREER HIGHS (C=SET, T=TIED THIS SEASON) —						
	MIN	REB	AST	ST	TO	BLK	PTS	MIN	REB	AST	STL	TO	BLK	PTS	FG	FGA	FT	FTA	REB	AST	PTS
WADE	52	10	12	5	9	3	48	38.3	4.2	6.9	1.71	4.4	0.73	24.6	18	36	23	24	11	15	48T
MARION (TOT)	48	24	5	6	5	6	27	36.7	10.2	2.2	1.98	1.4	1.35	15.4	16	30	11	13	24T	8	44
MARION (MIA)	48	18	5	5	5	3	24	37.6	11.2	2.5	1.88	2.3	0.94	14.3							
O'NEAL	37	14	5	3	6	7	26	28.6	7.8	1.4	0.58	3.0	1.64	14.2	24	40	19	31	28	10	61
DAVIS	51	14	10	4	7	2	33	36.1	4.3	3.4	1.06	2.3	0.17	13.8	17	34	15	20	14C	12	45
HASLEM	49	16	3	4	4	1	24	36.8	9.0	1.4	0.80	1.4	0.37	12.0	11	21	12	12	18	7	28
COOK	44	9	5	3	6	2	23	24.4	3.0	1.3	0.39	1.1	0.15	8.8	9C	21C	9C	9C	9C	5C	23C
WILLIAMS	46	7	10	6	5	1	34	28.1	1.9	4.6	1.24	1.4	0.07	8.8	16	28	10	11	9	19	38
BLOUNT	45	13	4	3	4	3	27	22.3	3.8	0.6	0.48	1.0	0.49	8.4	13T	22	9	11	21	8	29
JONES	35	8	2	1	3	0	15	23.8	4.0	0.8	0.33	1.2	0.00	8.0	8	13	5	6	13	7	20
WRIGHT	46	18	4	3	4	4	19	25.1	5.0	1.4	0.66	0.7	0.93	7.9	8C	17C	10	12	18C	6	21
QUINN	48	7	9	6	5	1	24	22.3	2.0	3.0	0.77	0.9	0.07	7.8	8C	17C	7C	8C	7C	9T	24C
POWELL	40	10	3	4	2	1	18	27.6	4.0	1.6	0.82	0.5	0.18	7.6	8C	16C	2C	3C	10C	3C	18C
BARRON	34	8	4	3	5	1	22	19.3	4.3	0.6	0.41	1.0	0.17	7.1	9C	17C	8C	9C	8C	4C	22C
BANKS (TOT)	41	5	6	2	4	2	23	15.8	1.3	1.7	0.39	1.0	0.36	6.6	12	19	12	14	7	10	28
BANKS (MIA)	41	5	4	2	4	2	21	21.6	2.1	3.0	0.50	1.8	0.42	9.5							
MOURNING	24	10	2	1	4	4	13	15.6	3.7	0.3	0.16	1.0	1.68	6.0	19	34	17	24	22	7	50
AHEARN	32	4	5	2	3	0	15	14.8	1.6	1.6	0.50	1.3	0.00	5.8	3C	12C	8C	9C	4C	5C	15C
JACKSON	34	6	3	1	2	0	14	16.3	2.4	1.2	0.57	0.6	0.00	5.6	12	16	8	10	6C	5	30
LASME (TOT)	29	9	1	2	4	3	12	18.9	3.3	0.2	0.81	0.9	1.38	5.2	6C	8C	5C	6C	9C	1C	12C
LASME (MIA)	29	9	1	2	4	3	12	20.2	3.5	0.2	0.87	1.0	1.47	5.5							
PARKER	28	3	3	2	2	2	8	20.3	2.1	1.7	0.56	0.9	0.33	4.8	10	19	9	11	12	10	26
JOHNSON	31	10	3	2	4	2	14	12.8	2.2	0.3	0.30	1.0	0.23	4.2	7	13C	9	10	10T	3T	23
HARDAWAY	38	5	6	4	3	1	16	20.3	2.2	2.2	1.19	0.8	0.06	3.8	17	27	17	20	13	19	11C
ANTHONY	39	12	1	3	3	6	11	20.8	3.9	0.1	0.38	0.7	1.29	3.5	5C	7C	7C	8C	12C	1C	42
HEAT	265	57	33	15	24	11	117	241.8	37.6	20.0	7.18	14.7	4.33	91.4	56	113	47	61	69	39	141
OPPONENTS	265	69	38	15	27	13	134	241.8	43.1	22.2	7.70	14.2	4.16	100.0	59	115	44	57	69C	42	148

2006-07 SEASON

RECORD: 44-38 (Southeast Division Champions)
HOME: 27-14 **ROAD:** 17-24 **OVERTIME:** 3-4



Front Row (L-R): Chris Quinn, Gary Payton, Dwyane Wade, Assistant Coach Ron Rothstein, Assistant Coach Bob McAdoo, President and Head Coach Pat Riley, Assistant Coach Keith Askins, Assistant Coach/Director of Scouting Erik Spoelstra, Jason Williams, Eddie Jones, Dorell Wright.

Back Row (L-R): Assistant Athletic Trainer Jay Sabol, Athletic Trainer/Travel Coordinator Ron Culp, James Posey, Wayne Simien, Earl Barron, Michael Doleac, Shaquille O'Neal, Antoine Walker, Alonzo Mourning, Jason Kapono, Udonis Haslem, Assistant Coach/Strength & Conditioning Bill Foran, Neuromuscular Therapist Vinny Aquilino.

President and Head Coach: Pat Riley

Assistant Coaches: Bob McAdoo, Keith Askins, Erik Spoelstra, Ron Rothstein, Bill Foran

Team Captains: None

CONFERENCE RECORDS

	Overall	Home	Road	Overtime
Eastern:	27-25	17-9	10-16	2-3
Western:	17-13	10-5	7-8	1-1

DIVISION RECORDS

	Overall	Home	Road	Overtime
Atlantic:	9-9	5-4	4-5	0-1
Central:	9-9	7-2	2-7	1-1
Southeast:	9-7	5-3	4-4	1-1
Southwest:	4-6	3-2	1-4	0-0
Northwest:	8-2	4-1	4-1	0-0
Pacific:	5-5	3-2	2-3	1-1

RECORDS BY MONTH

	Overall	Home	Road	Overtime
October:	0-1	0-0	0-0	0-0
November:	6-8	3-5	3-3	1-0
December:	7-8	5-2	2-6	1-0
January:	7-8	3-2	4-6	0-3
February:	8-4	5-0	3-4	0-0
March:	11-4	8-2	3-2	0-0
April:	5-5	3-2	2-3	1-1

Playoff Results: Lost to Chicago in the First Round (4-0)

NBA Honors: Jason Kapono, Foot Locker Three-Point Shootout Champion (All-Star Weekend); Shaquille O'Neal, All-Star Game; Pat Riley, Eastern Conference Coach of the Month (March); Dwyane Wade, All-NBA Third Team, All-Star Game, Playstation Skills Challenge Champion (All-Star Weekend), Eastern Conference Player of the Week (weeks ending: Jan. 14, 2007; Feb. 4, 2007; Feb. 11, 2007)

Home Attendance: 808,541 (19,721 average/19,600 capacity); 41 sellouts

Management

Players

14/15
Review

Records

Playoffs

History

All-Time
Roster

NBA/NBADL

Opponents

Media

2006-07 GAME BY GAME

	DATE	OPPONENTS	SCORE	W/L	REC	STRK	ATTEND	HEAT HIGH SCORER	OPP. HIGH SCORER
1.	10/31	CHICAGO	108-66	L	0-1	-1	20,229	Wade.....25	Hinrich.....26
2.	11/3	NEW JERSEY	91-85	W	1-1	+1	19,600	O'Neal.....21	Carter.....27
3.	11/5	@ Philadelphia	107-98	L	1-2	-1	16,644	Walker.....23	Iverson.....31
4.	11/7	SEATTLE	90-87	W	2-2	+1	19,600	Wade.....31	Lewis.....23
5.	11/10	@ New Jersey	113-106	W	3-2	+2	20,032	Wade.....34	Carter.....33
6.	11/12	HOUSTON	94-72	L	3-3	-1	19,600	Wade.....24	Yao.....34
7.	11/14	DENVER	112-105	L	3-4	-2	19,600	Wade.....37	Anthony.....33
8.	11/17	NEW YORK	100-76	L	3-5	-3	19,600	Wade.....20	Crawford.....19
9.	11/18	@ Atlanta	*93-88	W	4-5	+1	19,744	Wade.....37	Johnson.....22
10.	11/21	@ N.O./Okla. City	101-86	L	4-6	-1	19,329	Wade.....29	Stojakovic.....23
11.	11/22	@ San Antonio	106-86	L	4-7	-2	18,797	Wade.....18	Duncan.....19
12.	11/24	ORLANDO	107-104	L	4-8	-3	19,600	Wade.....33	Hill.....24
13.	11/25	@ Charlotte	102-93	W	5-8	+1	19,403	Wade.....35	Morrison.....27
14.	11/27	PHILADELPHIA	103-91	W	6-8	+2	19,600	Wade.....33	Iverson.....45
15.	11/30	DETROIT	87-85	L	6-9	-1	19,600	Wade.....21	Hamilton.....24
16.	12/2	@ Memphis	98-97	W	7-9	+1	18,119	Wade.....23	Miller.....22
17.	12/5	@ L.A. Clippers	101-97	L	7-10	-1	19,060	Wade.....33	Brand.....33
18.	12/7	@ Sacramento	*93-91	W	8-10	+1	17,317	Wade.....32	Bibby.....20
19.	12/8	@ Denver	123-107	L	8-11	-1	19,155	Haslem/Wade.....21	J.R. Smith.....37
20.	12/11	TORONTO	99-77	W	9-11	+1	19,600	Wade.....37	Parker.....18
21.	12/13	PHOENIX	99-89	L	9-12	-1	19,600	Mourning.....19	Marion.....23
22.	12/15	@ Washington	106-95	L	9-13	-2	20,173	Posey.....26	Butler.....30
23.	12/16	MEMPHIS	98-90	W	10-13	+1	19,600	Wade.....41	Miller/Warrick.....20
24.	12/18	N.O./OKLA. CITY	101-99	W	11-13	+2	19,600	Wade.....29	Paul.....26
25.	12/20	@ Milwaukee	121-95	L	11-14	-1	17,136	Wade.....27	Redd.....28
26.	12/23	GOLDEN STATE	105-92	W	12-14	+1	19,600	Kapono.....27	Barnes.....20
27.	12/25	L.A. LAKERS	101-85	W	13-14	+2	20,283	Wade.....40	Bryant.....16
28.	12/27	@ Chicago	109-103	L	13-15	-1	22,946	Williams.....28	Gordon.....40
29.	12/29	NEW JERSEY	91-81	L	13-16	-2	20,165	Wright.....21	Carter.....23
30.	12/30	@ Orlando	97-68	L	13-17	-3	17,451	Kapono.....15	Howard.....18
31.	1/3	L.A. CLIPPERS	110-95	L	13-18	-4	19,600	Kapono.....19	Brand.....22
32.	1/5	@ Phoenix	108-80	L	13-19	-5	18,422	Mourning.....15	Nash.....28
33.	1/7	@ Portland	93-90	W	14-19	+1	19,980	Wade.....33	Roy.....18
34.	1/10	@ Seattle	107-103	W	15-19	+2	15,676	Wade.....29	Allen.....29
35.	1/12	@ Golden State	118-96	W	16-19	+3	18,845	Wade.....22	Davis.....21
36.	1/13	@ Utah	119-110	W	17-19	+4	19,911	Wade.....32	Boozer.....29
37.	1/15	@ L.A. Lakers	*124-118	L	17-20	-1	18,997	Wade.....35	Bryant/Cook.....25
38.	1/18	INDIANA	104-101	W	18-20	+1	19,600	Wade.....33	Granger.....26
39.	1/19	@ Philadelphia	*98-95	L	18-21	-1	17,569	Wade.....28	Green/Iguodala/Miller.....18
40.	1/21	DALLAS	99-93	L	18-22	-2	20,195	Wade.....31	Howard.....25
41.	1/22	NEW YORK	101-83	W	19-22	+1	19,600	Kapono.....22	Curry.....26
42.	1/24	@ Indiana	*96-94	L	19-23	-1	14,169	Wade.....32	Murphy.....17
43.	1/26	@ New York	116-96	L	19-24	-2	19,763	Wade.....37	Crawford.....52
44.	1/27	@ Chicago	100-87	L	19-25	-3	22,951	Wade.....24	Gordon.....34
45.	1/30	MILWAUKEE	110-90	W	20-25	+1	19,600	Wade.....28	Villanueva.....17
46.	2/1	CLEVELAND	92-89	W	21-25	+2	20,125	Wade.....41	Gibson.....19
47.	2/3	@ Milwaukee	117-98	W	22-25	+3	17,836	Wade.....32	Williams.....38
48.	2/5	CHARLOTTE	113-93	W	23-25	+4	19,600	Wade.....27	Felton.....20
49.	2/7	@ Boston	91-79	W	24-25	+5	17,088	Wade.....30	Gomes.....15
50.	2/9	@ Cleveland	103-79	L	24-26	-1	20,562	Wade.....27	James.....29
51.	2/11	SAN ANTONIO	100-85	W	25-26	+1	20,210	Wade.....26	Ginobili.....26
52.	2/13	PORTLAND	104-85	W	26-26	+2	19,600	Wade.....35	Randolph.....17
53.	2/21	@ Houston	112-102	L	26-27	-1	18,324	Wade.....27	McGrady.....32
54.	2/22	@ Dallas	112-100	L	26-28	-2	20,448	O'Neal/Posey.....17	Nowitzki.....31
55.	2/25	CLEVELAND	86-81	W	27-28	+1	20,255	O'Neal.....19	James.....29
56.	2/26	@ New York	99-93	L	27-29	-1	19,763	Kapono.....24	Curry.....28
57.	2/28	@ Washington	92-83	W	28-29	+1	20,173	O'Neal/Williams.....23	Stevenson.....19
58.	3/2	DETROIT	85-82	W	29-29	+2	20,279	O'Neal.....31	Prince.....22
59.	3/5	ATLANTA	88-81	W	30-29	+3	19,600	Jones.....21	A. Johnson/Smith.....16
60.	3/7	CHICAGO	103-70	W	31-29	+4	19,600	O'Neal.....24	Gordon.....14
61.	3/9	MINNESOTA	105-91	W	32-29	+5	19,600	O'Neal.....32	Garnett.....23
62.	3/11	WASHINGTON	106-104	W	33-29	+6	19,600	Jones.....18	Arenas.....33
63.	3/13	UTAH	88-86	W	34-29	+7	19,600	Williams.....15	Boozer.....20
64.	3/15	@ New Jersey	93-86	W	35-29	+8	18,227	Haslem.....21	Jefferson.....20
65.	3/16	SACRAMENTO	103-97	W	36-29	+9	19,600	O'Neal.....23	Artest.....32
66.	3/18	ORLANDO	97-83	L	36-30	-1	19,600	O'Neal.....20	Turkoglu.....20
67.	3/21	@ Atlanta	91-83	W	37-30	+1	19,089	Williams.....21	Smith.....27
68.	3/23	@ Indiana	95-70	L	37-31	-1	17,975	O'Neal.....13	Granger.....22
69.	3/24	PHILADELPHIA	93-85	L	37-32	-2	19,600	Williams.....21	Iguodala.....19
70.	3/26	ATLANTA	106-89	W	38-32	+1	19,600	O'Neal.....22	Stoudamire.....22
71.	3/28	@ Toronto	96-83	L	38-33	-1	19,800	O'Neal.....17	Parker.....20
72.	3/30	@ Minnesota	92-77	W	39-33	+1	20,056	Haslem.....19	Garnett.....22
73.	4/1	@ Detroit	94-88	L	39-34	-1	22,076	O'Neal.....23	Hamilton.....19
74.	4/3	TORONTO	92-89	W	40-34	+1	19,600	Haslem/O'Neal.....16	Bosh.....24
75.	4/5	@ Cleveland	*94-90	W	41-34	+2	20,562	O'Neal/Walker.....20	James.....35
76.	4/6	@ Boston	88-85	W	42-34	+3	18,624	O'Neal.....22	Gomes.....24
77.	4/8	CHARLOTTE	*111-103	L	42-35	-1	19,600	Mourning.....20	Wallace.....30
78.	4/10	@ Charlotte	92-82	L	42-36	-2	17,105	Walker.....17	Wallace.....24
79.	4/11	WASHINGTON	85-82	W	43-36	+1	19,600	Walker.....19	Haywood.....14
80.	4/13	INDIANA	100-96	W	44-36	+2	19,600	Wade.....23	Granger.....24
81.	4/16	BOSTON	91-89	L	44-37	-1	19,600	Kapono/Williams.....16	West.....28
82.	4/18	@ Orlando	94-68	L	44-38	-2	17,451	Wright.....17	Hill.....17

(*Overtime)

FINAL 2006-07 STATISTICS (44-38)

Southeast Division Champions

PLAYER	G	GS	MIN	-FIELD GOALS-			-3-POINT FG-			-FREE THROWS-			-REBOUNDS-			AST	PF	DQ	STL	TO	BLK	PTS	AVG
				FG	FGA	PCT	FG	FGA	PCT	FT	FTA	PCT	OFF	DEF	TOT								
WADE	51	50	1931	472	962	.491	21	79	.266	432	535	.807	51	188	239	384	117	0	107	216	62	1397	27.4
O'NEAL	40	39	1135	283	479	.591	0	0	.000	124	294	.422	97	200	297	79	139	2	8	95	55	690	17.3
KAPONO	67	35	1767	278	563	.494	108	210	.514	66	74	.892	26	154	180	81	135	1	38	70	2	730	10.9
WILLIAMS	61	55	1865	235	569	.413	100	295	.339	94	103	.913	18	123	141	322	68	0	58	100	1	664	10.9
HASLEM	79	79	2483	353	717	.492	0	4	.000	138	203	.680	188	466	654	97	236	1	49	110	26	844	10.7
MOURNING	77	43	1572	238	425	.560	0	0	.000	185	308	.601	126	224	350	18	219	3	13	129	178	661	8.6
WALKER	78	15	1818	265	668	.397	84	305	.275	46	105	.438	92	247	339	130	173	3	48	141	17	660	8.5
POSEY	71	19	1919	186	432	.431	97	259	.375	81	98	.827	66	291	357	94	193	1	71	55	23	550	7.7
JONES (TOT)	64	41	1594	178	422	.422	78	222	.351	59	75	.787	31	159	190	109	124	1	68	47	10	493	7.7
JONES (MIA)	35	27	1033	121	271	.446	56	148	.378	34	41	.829	17	112	129	76	70	0	46	24	8	332	9.5
WRIGHT	66	19	1292	162	364	.445	5	34	.147	64	86	.744	40	232	272	95	112	0	41	65	46	393	6.0
PAYTON	68	28	1503	144	366	.393	32	123	.260	38	57	.667	18	114	132	201	117	0	43	66	3	358	5.3
HITE	12	0	136	19	60	.317	5	23	.217	8	12	.667	4	12	16	8	8	0	3	6	2	51	4.3
DOLEAC	56	0	698	82	175	.469	0	1	.000	36	41	.878	44	111	155	22	96	0	18	30	15	200	3.6
QUINN	42	1	408	48	131	.366	20	57	.351	25	37	.676	6	24	30	65	32	1	15	21	0	141	3.4
SIMIEN	8	0	93	9	23	.391	0	0	.000	5	7	.714	5	6	11	4	13	0	2	3	0	23	2.9
BARRON	28	0	204	24	83	.289	0	1	.000	17	18	.944	19	22	41	5	21	0	6	11	4	65	2.3
HEAT	82	-	19855	2919	6288	.464	528	1539	.343	1393	2019	.690	817	2526	3343	1681	1749	12	566	1201	442	7759	94.6
OPPONENTS	82	-	19855	2895	6517	.444	531	1495	.355	1513	2039	.742	921	2467	3388	1656	1790	14	562	1185	314	7834	95.5

DUNKS:

Miami-314 (Mourning-85; O'Neal-83; Wade-59; Haslem-33; Wright-25; Posey-18; Walker-6; Barron-2; Doleac-2; Hite-1)

Opponents-265

CHARGES TAKEN:

Miami-152 (Posey-45; Haslem-31; Walker-22; Jones-8; Kapono-8; Doleac-7; Wade-6; Barron-5; Quinn-5; Payton-4; Williams-4; Wright-3; O'Neal-2; Mourning-1; Simien-1)

Opponents-62

TECHNICAL FOULS:

Miami-113 (Mourning-8; Payton-6; Haslem-5; Wade-4; Riley-3; O'Neal-2; Posey-2; Rothstein-2; Williams-2; Askins-1; Walker-1; Defensive 3-Seconds-76; Delay of Game-1)

Opponents-66 (Includes 22 for Defensive 3-Seconds and 1 for Delay of Game)

EJECTIONS:

Miami-5 (Mourning-1; Payton-1; Posey-1; Walker-1; Williams-1)

Opponents-2

PLAYER	— SINGLE-GAME HIGHS —							— AVERAGE PER GAME —							— CAREER HIGHS (C=SET, T=TIED THIS SEASON) —						
	MIN	REB	AST	ST	TO	BLK	PTS	MIN	REB	AST	STL	TO	BLK	PTS	FG	FGA	FT	FTA	REB	AST	PTS
WADE	49	11	15	6	12	4	41	37.9	4.7	7.5	2.10	4.2	1.22	27.4	18	36	23C	24C	11T	15C	48
O'NEAL	42	16	8	1	6	5	32	28.4	7.4	2.0	0.20	2.4	1.38	17.3	24	40	19	31	28	10	61
KAPONO	41	11	8	5	4	1	28	26.4	2.7	1.2	0.57	1.0	0.03	10.9	11C	18T	7	8	11C	8C	28C
WILLIAMS	44	7	14	3	5	1	28	30.6	2.3	5.3	0.95	1.6	0.02	10.9	16	28	10	11	9	19	38
HASLEM	49	17	7	4	4	2	28	31.4	8.3	1.2	0.62	1.4	0.33	10.7	11	21C	12	12	18	7C	28C
MOURNING	37	15	2	2	5	7	20	20.4	4.5	0.2	0.17	1.7	2.31	8.6	19	34	17	24	22	7	50
WALKER	39	12	5	3	6	2	23	23.3	4.3	1.7	0.62	1.8	0.22	8.5	21	36	16	18	21	14	49
POSEY	40	13	6	4	3	2	26	27.0	5.0	1.3	1.00	0.8	0.32	7.7	12	24	15	18	19	10	38
JONES (TOT)	42	11	8	4	3	2	23	24.9	3.0	1.7	1.06	0.7	0.16	7.7	14	27	15	17	13	12	38
JONES (MIA)	42	11	8	4	3	2	23	29.5	3.7	2.2	1.31	0.7	0.23	9.5							
WRIGHT	43	16	6	4	5	6	21	19.6	4.1	1.4	0.62	1.0	0.70	6.0	7T	15C	10	12	16C	6C	21C
PAYTON	43	7	13	2	4	1	17	22.1	1.9	3.0	0.63	1.0	0.04	5.3	19	32	14	20	16	18	44
HITE	25	3	2	1	2	1	16	11.3	1.3	0.7	0.25	0.5	0.17	4.3	6C	14C	3C	4C	3C	2C	16C
DOLEAC	32	11	4	5	2	2	11	12.5	2.8	0.4	0.32	0.5	0.27	3.6	11	21	7	9	13	5	25
QUINN	36	5	9	2	3	0	14	9.7	0.7	1.5	0.36	0.5	0.00	3.4	4C	10C	4C	6C	5C	9C	14C
SIMIEN	26	3	2	1	1	0	10	11.6	1.4	0.5	0.25	0.4	0.00	2.9	4T	8	3T	5C	6	2T	10C
BARRON	26	6	1	2	3	1	15	7.3	1.5	0.2	0.21	0.4	0.14	2.3	6C	12C	3C	3C	6C	1C	15C
HEAT	265	56	36	14	26	14	119	242.1	40.8	20.5	6.90	14.6	5.39	94.6	56	113	47	61	69	39	141
OPPONENTS	265	53	34	20	23	11	124	242.1	41.3	20.2	6.85	14.5	3.83	95.5	59	115	44	57	64	42	148



2005-06 SEASON

RECORD: 52-30 (NBA Champions/Eastern Conference Champions/Southeast Division Champions)
HOME: 31-10 **ROAD:** 21-20 **OVERTIME:** 3-0



Front Row (L-R): Shandon Anderson, Gary Payton, Dwyane Wade, Assistant Coach Ron Rothstein, Assistant Coach Keith Askins, President and Head Coach Pat Riley, Assistant Coach Bob McAdoo, Assistant Coach/Director of Scouting Erik Spoelstra, Jason Williams, Derek Anderson, Dorell Wright.

Back Row (L-R): Assistant Athletic Trainer Jay Sabol, Athletic Trainer/Travel Coordinator Ron Culp, James Posey, Wayne Simien, Earl Barron, Michael Doleac, Shaquille O'Neal, Alonzo Mourning, Antoine Walker, Jason Kapon, Udonis Haslem, Assistant Coach/Strength & Conditioning Bill Foran, Neuromuscular Therapist Vinny Aquilino.

Head Coach: Pat Riley (41-20), Stan Van Gundy (11-10)

Assistant Coaches: Bob McAdoo, Keith Askins, Erik Spoelstra, Ron Rothstein, Bill Foran

Team Captains: None

CONFERENCE RECORDS

	Overall	Home	Road	Overtime
Eastern:	35-17	21-5	14-12	2-0
Western:	17-13	10-5	7-8	1-0

DIVISION RECORDS

	Overall	Home	Road	Overtime
Atlantic:	13-5	8-1	5-4	0-0
Central:	9-9	6-3	3-6	0-0
Southeast:	13-3	7-1	6-2	2-0
Southwest:	5-5	3-2	2-3	1-0
Northwest:	7-3	4-1	3-2	0-0
Pacific:	5-5	3-2	2-3	0-0

RECORDS BY MONTH

	Overall	Home	Road	Overtime
November:	9-6	7-2	2-4	1-0
December:	9-7	4-2	5-5	1-0
January:	10-5	4-2	6-3	0-0
February:	8-2	6-0	2-2	0-0
March:	12-3	7-1	5-2	1-0
April:	4-7	3-3	1-4	0-0

Playoff Results: Defeated Chicago in the First Round (4-2); Defeated New Jersey in the Eastern Conference Semifinals (4-1); Defeated Detroit in the Eastern Conference Finals (4-2); Defeated Dallas in the NBA Finals (4-2)

NBA Honors: Alonzo Mourning, NBA Community Assist Award (August, 2006); Shaquille O'Neal, All-NBA First Team, All-Star Game, Southeast Division Sportsmanship Award; Pat Riley, Eastern Conference Coach of the Month (February); Dwyane Wade, NBA Finals MVP, All-NBA Second Team, All-Star Game, Playstation Skills Challenge Champion (All-Star Weekend), Eastern Conference Player of the Month (February), Eastern Conference Player of the Week (weeks ending: Dec. 4, 2005; Jan. 1, 2006)

Home Attendance: 818,149 (19,955 average/19,600 capacity); 41 sellouts

2005-06 GAME BY GAME

	DATE	OPPONENTS	SCORE	W/L	REC	STRK	ATTEND	HEAT	HIGH SCORER	OPP. HIGH SCORER	
1.	11/2	@ Memphis	97-78	W	1-0	+1	18,119	Walker	25	Gasol	26
2.	11/3	INDIANA	105-102	L	1-1	-1	20,128	Wade	31	O'Neal	27
3.	11/5	@ Milwaukee	105-100	L	1-2	-2	18,717	Wade	21	Redd/Simmons	23
4.	11/7	NEW JERSEY	90-89	W	2-2	+1	19,600	Wade	23	Carter	32
5.	11/9	@ Indiana	95-90	L	2-3	-1	17,586	Wade	29	Artest	24
6.	11/10	HOUSTON	88-84	W	3-3	+1	19,600	Wade	25	Yao	24
7.	11/12	CHARLOTTE	108-99	W	4-3	+2	19,600	Williams	22	May	18
8.	11/15	N.O./OKLA. CITY	*109-102	W	5-3	+3	19,600	Wade	25	Brown	24
9.	11/18	PHILADELPHIA	106-96	W	6-3	+4	20,068	Wade	32	Iverson	33
10.	11/20	@ Toronto	107-94	L	6-4	-1	17,594	Wade	33	Bosh	27
11.	11/23	PORTLAND	100-79	W	7-4	+1	19,600	Wade	19	Miles	19
12.	11/25	DALLAS	103-90	L	7-5	-1	20,246	Williams	24	Howard	25
13.	11/26	@ Orlando	80-77	L	7-6	-2	16,619	Wade	21	Turkoglu	18
14.	11/28	NEW YORK	107-94	W	8-6	+1	19,894	Wade	33	Marbury	19
15.	11/30	@ Atlanta	96-74	W	9-6	+2	16,029	Williams	21	Pachulia	17
16.	12/2	@ Sacramento	98-87	W	10-6	+3	17,317	Wade	27	Miller	18
17.	12/3	@ Denver	101-99	L	10-7	-1	18,196	Wade	32	Anthony	23
18.	12/5	@ L.A. Clippers	99-89	L	10-8	-2	19,060	Wade	29	Brand	37
19.	12/7	@ San Antonio	98-84	L	10-9	-3	18,797	Wade	31	Duncan	28
20.	12/9	DENVER	100-92	L	10-10	-4	19,896	Wade	37	Anthony	40
21.	12/11	WASHINGTON	*104-101	W	11-10	+1	19,600	Wade	41	Butler	28
22.	12/13	@ Chicago	100-97	W	12-10	+2	19,129	O'Neal	30	Hinrich	26
23.	12/14	@ Milwaukee	100-83	W	13-10	+3	16,287	Wade	27	Redd	24
24.	12/16	@ Philadelphia	112-105	W	14-10	+4	20,652	Wade	32	Iverson	35
25.	12/17	@ Cleveland	115-107	L	14-11	-1	20,562	Wade	33	James	41
26.	12/20	ATLANTA	111-92	W	15-11	+1	20,294	O'Neal	28	Williams	26
27.	12/23	NEW JERSEY	95-88	L	15-12	-1	20,065	O'Neal	24	Carter	51
28.	12/25	L.A. LAKERS	97-92	W	16-12	+1	20,277	Payton	21	Bryant	37
29.	12/27	MILWAUKEE	109-98	W	17-12	+2	20,270	Wade	35	Williams	24
30.	12/29	@ Detroit	106-101	L	17-13	-1	22,076	Wade	33	Billups	30
31.	12/30	@ Washington	128-113	W	18-13	+1	20,173	Wade	34	Arenas	47
32.	1/1	MINNESOTA	97-90	W	19-13	+2	20,274	Wade	19	Szczepiak	19
33.	1/4	@ N.O./Okla. City	107-92	L	19-14	-1	19,326	O'Neal/Wade	19	Mason	24
34.	1/6	@ Phoenix	111-93	L	19-15	-2	18,422	Walker	22	Bell	24
35.	1/8	@ Portland	118-89	W	20-15	+1	18,032	Wade	31	Patterson	16
36.	1/11	@ Golden State	110-96	W	21-15	+2	20,075	Wade	32	Davis	26
37.	1/13	@ Seattle	117-104	W	22-15	+3	17,072	Possey/Williams	19	Lewis	33
38.	1/14	@ Utah	100-94	W	23-15	+4	19,911	Wade	31	Kirilenko	25
39.	1/16	@ L.A. Lakers	100-92	L	23-16	-1	18,997	Wade	34	Bryant	37
40.	1/20	SAN ANTONIO	101-94	L	23-17	-2	20,287	Wade	36	Parker	38
41.	1/22	SACRAMENTO	119-99	W	24-17	+1	20,071	O'Neal	27	Stojakovic	19
42.	1/24	MEMPHIS	94-82	W	25-17	+2	19,600	Wade	25	Jackson	22
43.	1/26	PHOENIX	107-98	L	25-18	-1	20,025	Wade	25	Bell	22
44.	1/27	@ Charlotte	91-85	W	26-18	+1	19,026	O'Neal	23	Carroll	20
45.	1/29	@ Houston	101-95	W	27-18	+2	18,199	Wade	32	McGrady	37
46.	1/30	L.A. CLIPPERS	118-114	W	28-18	+3	19,600	Wade	28	Brand	31
47.	2/2	CLEVELAND	101-73	W	29-18	+4	20,168	Wade	24	James	29
48.	2/4	@ New Jersey	105-92	L	29-19	-1	19,268	Wade	31	Carter	28
49.	2/6	BOSTON	114-98	W	30-19	+1	19,986	Wade	34	Pierce	31
50.	2/9	@ Dallas	112-76	L	30-20	-1	20,273	O'Neal	23	Nowitzki	27
51.	2/12	DETROIT	100-98	W	31-20	+1	20,289	Wade	37	Billups	29
52.	2/14	ORLANDO	107-93	W	32-20	+2	19,600	Wade	38	Dooling/Francis/Turkoglu	15
53.	2/15	@ Orlando	110-100	W	33-20	+3	17,283	Wade	36	Battie/Howard	16
54.	2/22	@ New York	103-83	W	34-20	+4	19,763	Wade/Williams	24	Frye	17
55.	2/25	SEATTLE	115-106	W	35-20	+5	20,255	O'Neal	31	Lewis	25
56.	2/27	TORONTO	101-94	W	36-20	+6	19,600	Wade	32	James	26
57.	3/1	@ Boston	103-96	W	37-20	+7	18,624	Wade	24	Pierce	38
58.	3/4	ATLANTA	95-93	W	38-20	+8	20,023	O'Neal	21	Johnson	28
59.	3/6	@ Charlotte	*106-105	W	39-20	+9	17,165	O'Neal	35	Wallace	26
60.	3/8	WASHINGTON	118-112	W	40-20	+10	19,600	Wade	40	Arenas	28
61.	3/10	GOLDEN STATE	111-106	L	40-21	-1	19,600	Wade	42	Richardson	44
62.	3/12	CLEVELAND	98-92	W	41-21	+1	20,268	Wade	35	James	47
63.	3/14	UTAH	121-83	W	42-21	+2	19,600	Wade	25	Harping	30
64.	3/16	BOSTON	107-104	W	43-21	+3	20,188	Wade	30	Pierce	24
65.	3/18	@ Chicago	85-84	W	44-21	+4	22,439	Wade	15	Deng	30
66.	3/19	@ New York	111-100	W	45-21	+5	19,763	Wade	30	Curry	19
67.	3/21	@ Minnesota	100-96	L	45-22	-1	17,927	Wade	35	Davis	26
68.	3/22	@ Detroit	82-73	L	45-23	-2	22,076	O'Neal	27	Billups	24
69.	3/24	CHARLOTTE	114-93	W	46-23	+1	20,146	Wade	24	Felton	23
70.	3/27	INDIANA	96-91	W	47-23	+2	20,204	O'Neal	23	Jackson	22
71.	3/29	@ Toronto	98-94	W	48-23	+3	19,973	Wade	37	Peterson	28
72.	4/1	@ Cleveland	106-99	L	48-24	-1	20,562	Wade	44	James	47
73.	4/2	@ New Jersey	90-78	L	48-25	-2	18,928	Wade	32	Carter	43
74.	4/4	MILWAUKEE	115-89	W	49-25	+1	19,600	O'Neal	24	Bell	29
75.	4/6	DETROIT	95-82	L	49-26	-1	20,290	Wade	29	Prince/R. Wallace	20
76.	4/8	@ Washington	99-86	W	50-26	+1	20,173	O'Neal	27	Arenas	30
77.	4/9	ORLANDO	93-84	L	50-27	-1	20,021	Wade	27	Nelson	26
78.	4/11	TORONTO	106-97	W	51-27	+1	19,600	Walker	32	James	32
79.	4/14	PHILADELPHIA	104-85	W	52-27	+2	20,268	Wade	25	Iverson	30
80.	4/16	CHICAGO	117-92	L	52-28	-1	20,248	Walker	22	Deng	26
81.	4/18	@ Atlanta	103-100	L	52-29	-2	19,843	Wright	19	Pachulia	18
82.	4/19	@ Boston	85-78	L	52-30	-3	18,624	Wright	20	Gomes	19

(*Overtime)



FINAL 2005-06 STATISTICS (52-30)

NBA Champions/Eastern Conference Champions/Southeast Division Champions

PLAYER	G	GS	MIN	-FIELD GOALS-			-3-POINT FG-			-FREE THROWS-			-REBOUNDS-			AST	PF	DQ	STL	TO	BLK	PTS	AVG
				FG	FGA	PCT	FG	FGA	PCT	FT	FTA	PCT	OFF	DEF	TOT								
WADE	75	75	2892	699	1413	.495	13	76	.171	629	803	.783	107	323	430	503	217	0	146	268	58	2040	27.2
O'NEAL	59	58	1806	480	800	.600	0	0	.000	221	471	.469	172	369	541	113	230	4	23	168	104	1181	20.0
WILLIAMS	59	56	1874	268	606	.442	107	288	.372	85	98	.867	6	133	139	287	101	0	53	100	5	728	12.3
WALKER	82	19	2199	391	898	.435	137	383	.358	81	129	.628	103	318	421	166	187	1	47	150	30	1000	12.2
HASLEM	81	80	2491	300	591	.508	0	2	.000	157	199	.789	167	467	634	95	216	2	50	80	17	757	9.3
D. ANDERSON (TOT)	43	11	1047	108	303	.356	40	134	.299	93	111	.838	21	122	143	101	98	1	23	54	6	349	8.1
D. ANDERSON (MIA)	23	3	465	40	130	.308	21	67	.313	32	38	.842	9	51	60	48	49	1	8	17	2	133	5.8
MOURNING	65	20	1302	188	315	.597	0	1	.000	133	224	.594	125	234	359	11	177	4	13	79	173	509	7.8
PAYTON	81	25	2305	230	547	.420	66	230	.287	100	126	.794	34	199	233	257	169	0	71	102	10	626	7.7
POSEY	67	63	1914	159	395	.403	117	290	.403	48	61	.787	33	286	319	89	196	2	54	58	20	483	7.2
FITCH	18	1	239	30	89	.337	7	26	.269	17	23	.739	7	23	30	33	28	0	7	15	5	84	4.7
KAPONO	51	2	665	79	177	.446	21	53	.396	28	33	.848	12	59	71	37	89	0	7	20	3	207	4.1
SIMIEN	43	2	414	58	120	.483	0	0	.000	30	34	.882	38	50	88	7	70	2	13	24	1	146	3.4
DOLEAC	31	3	371	37	88	.420	0	0	.000	24	30	.800	23	62	85	8	45	0	10	14	7	98	3.2
WRIGHT	20	2	132	20	43	.465	3	6	.500	15	17	.882	2	30	32	8	12	0	3	14	1	58	2.9
S. ANDERSON	48	1	638	54	126	.429	5	19	.263	13	18	.722	18	63	81	30	75	1	17	24	6	126	2.6
BARRON	8	0	45	5	16	.313	0	0	.000	3	4	.750	2	8	10	0	10	0	0	5	0	13	1.6
WALSH	2	0	3	1	1	1.000	0	0	.000	0	2	.000	0	0	0	0	0	0	0	1	0	2	1.0
HEAT	82	-	19755	3039	6355	.478	497	1441	.345	1616	2310	.700	858	2675	3533	1692	1871	17	522	1186	442	8191	99.9
OPPONENTS	82	-	19755	2871	6529	.440	490	1359	.361	1642	2223	.739	826	2359	3185	1596	1938	24	560	1063	298	7874	96.0

DUNKS:

Miami-500 (O'Neal-202; Wade-154; Mourning-74; Haslem-48; Posey-8; Walker-8; Simien-3; Wright-2; Doleac-1)

Opponents-299

CHARGES TAKEN:

Miami-119 (Haslem-34; Posey-31; Wade-11; Doleac-8; Payton-6; Simien-6; D. Anderson-5; Kapono-5; O'Neal-5; Williams-5; S. Anderson-2; Barron-1)

Opponents-83

TECHNICAL FOULS:

Miami-100 (Wade-9; Haslem-8; Payton-7; O'Neal-6; Mourning-5; Walker-5; Riley-3; Van Gundy-3; Fitch-2; Posey-1; Rothstein-1; Defensive 3-Seconds-49; Delay of Game-1)

Opponents-63 (Includes 27 for Defensive 3-Seconds and 1 for Delay of Game)

EJECTIONS:

Miami-4 (Doleac-1; Fitch-1; Haslem-1; Mourning-1)

Opponents-2

	— SINGLE-GAME HIGHS —							— AVERAGE PER GAME —							— CAREER HIGHS (C=SET, T=TIED THIS SEASON) —						
PLAYER	MIN	REB	AST	ST	TO	BLK	PTS	MIN	REB	AST	STL	TO	BLK	PTS	FG	FGA	FT	FTA	REB	AST	PTS
WADE	47	11	14	6	10	4	44	38.6	5.7	6.7	1.95	3.6	0.77	27.2	18T	36C	18T	23	11C	14C	48
O'NEAL	43	17	10	2	6	4	35	30.6	9.2	1.9	0.39	2.8	1.76	20.0	24	40	19	31	28	10C	61
WILLIAMS	45	6	11	3	5	1	24	31.8	2.4	4.9	0.90	1.7	0.08	12.3	16	28	10C	11	9	19	38
WALKER	44	16	7	3	6	3	32	26.8	5.1	2.0	0.57	1.8	0.37	12.2	21	36	16	18	21	14	49
HASLEM	43	14	4	5	4	2	24	30.8	7.8	1.2	0.62	1.0	0.21	9.3	11	17	12	12	18	6	24C
D. ANDERSON (TOT)	40	9	6	3	5	2	23	24.3	3.3	2.3	0.53	1.3	0.14	8.1	14	23	16	17	14	14	35
D. ANDERSON (MIA)	38	6	6	2	2	1	20	20.2	2.6	2.1	0.35	0.7	0.09	5.8							
MOURNING	41	21	1	2	6	9	21	20.0	5.5	0.2	0.20	1.2	2.66	7.8	19	34	17	24	22	7	50
PAYTON	46	7	8	3	8	1	21	28.5	2.9	3.2	0.88	1.3	0.12	7.7	19	32	14	20	16	18	44
POSEY	46	10	6	4	3	2	19	28.6	4.8	1.3	0.81	0.9	0.30	7.2	12	24	15	18	19	10	38
FITCH	26	8	6	2	3	1	15	13.3	1.7	1.8	0.39	0.8	0.28	4.7	4C	8C	6C	8C	8C	6C	15C
KAPONO	34	5	6	1	2	1	16	13.0	1.4	0.7	0.14	0.4	0.06	4.1	8	18	7	8	8	6C	25
SIMIEN	28	6	2	2	4	1	9	9.6	2.0	0.2	0.30	0.6	0.02	3.4	4C	8C	3C	4C	6C	2C	9C
DOLEAC	28	8	1	2	2	2	14	12.0	2.7	0.3	0.32	0.5	0.23	3.2	11	21	7	9	13	5	25
WRIGHT	30	7	4	2	4	1	20	6.6	1.6	0.4	0.15	0.7	0.05	2.9	7C	11C	10C	12C	7C	4C	20C
S. ANDERSON	35	6	4	2	2	2	15	13.3	1.7	0.6	0.35	0.5	0.13	2.6	12	22	13	15	13	8	35
BARRON	17	5	0	0	2	0	6	5.6	1.3	0.0	0.00	0.6	0.00	1.6	3C	6C	2C	2C	5C	0	6C
WALSH	2	0	0	0	1	0	2	1.5	0.0	0.0	0.00	0.5	0.00	1.0	1C	1C	0	2C	0	0	2C
HEAT	265	56	34	12	27	13	128	240.9	43.1	20.6	6.37	14.5	5.39	99.9	56	113	47	61	69	39	141
OPPONENTS	265	54	38	20	20	9	117	240.9	38.8	19.5	6.83	13.0	3.63	96.0	59	115	44	57	64	42	148

2004-05 SEASON

RECORD: 59-23 (Southeast Division Champions)
HOME: 35-6 **ROAD:** 24-17 **OVERTIME:** 4-6



Front Row (L-R): Shandon Anderson, Eddie Jones, Dwyane Wade, Assistant Coach Ron Rothstein, Assistant Coach Keith Askins, Head Coach Stan Van Gundy, Assistant Coach Bob McAdoo, Assistant Coach/Director of Scouting Erik Spoelstra, Director of Player Development Bimbo Coles, Keyon Dooling, Damon Jones, Dorell Wright.

Back Row (L-R): Assistant Athletic Trainer Jay Sabol, Athletic Trainer/Travel Coordinator Ron Culp, Steve Smith, Qyntel Woods, Michael Doleac, Wang Zhi-Zhi, Shaquille O'Neal, Christian Laettner, Alonzo Mourning, Udonis Haslem, Rasual Butler, Assistant Coach/Strength & Conditioning Bill Foran, Neuromuscular Therapist Vinny Aquilino.

Head Coach: Stan Van Gundy

Assistant Coaches: Bob McAdoo, Keith Askins, Erik Spoelstra, Ron Rothstein, Bill Foran

Team Captain: Eddie Jones

CONFERENCE RECORDS

	Overall	Home	Road	Overtime
Eastern:	41-11	23-3	18-8	2-5
Western:	18-12	12-3	6-9	2-1

DIVISION RECORDS

	Overall	Home	Road	Overtime
Atlantic:	14-4	8-1	6-3	1-1
Central:	12-6	7-2	5-4	1-4
Southeast:	15-1	8-0	7-1	0-0
Southwest:	5-5	4-1	1-4	0-0
Northwest:	5-5	3-2	2-3	1-0
Pacific:	8-2	5-0	3-2	1-1

RECORDS BY MONTH

	Overall	Home	Road	Overtime
November:	10-6	6-3	4-3	2-0
December:	14-1	6-0	8-1	1-0
January:	9-6	5-2	4-4	0-2
February:	9-3	6-0	3-3	1-2
March:	12-3	9-0	3-3	0-1
April:	5-4	3-1	2-3	0-1

Playoff Results: Defeated New Jersey in the First Round (4-0); Defeated Washington in the Eastern Conference Semifinals (4-0); Lost to Detroit in the Eastern Conference Finals (4-3)

NBA Honors: Udonis Haslem, Rookie Challenge Game (All-Star Weekend); Shaquille O'Neal, All-NBA First Team, All-Star Game, Eastern Conference Player of the Month (March), Eastern Conference Player of the Week (week ending: Dec. 19, 2004), NBA Community Assist Award (December); Stan Van Gundy, Eastern Conference Coach of the Month (December, March); Dwyane Wade, All-NBA Second Team, All-Defensive Second Team, All-Star Game, Rookie Challenge Game (All-Star Weekend), Eastern Conference Player of the Month (December), Eastern Conference Player of the Week (week ending: Nov. 8, 2004), NBA Community Assist Award (August)

Home Attendance: 815,143 (19,882 average/19,600 capacity); 36 sellouts

Management

Players

14/15
Review

Records

Playoffs

History

All-Time
Roster

NBA/NBADL

Opponents

Media

2004-05 GAME BY GAME

DATE	OPPONENTS	SCORE	W/L	REC	STRK	ATTEND	HEAT HIGH SCORER	OPP. HIGH SCORER
1. 11/3	@ New Jersey	100-77	W	1-0	+1	17,260	Wade.....21	Jefferson.....19
2. 11/4	CLEVELAND	92-86	W	2-0	+2	20,235	Wade.....28	Gooden.....24
3. 11/6	@ Washington	118-106	W	3-0	+3	19,859	Wade.....37	Arenas.....27
4. 11/9	WASHINGTON	103-93	W	4-0	+4	18,465	Wade.....22	Arenas.....20
5. 11/11	DALLAS	113-93	L	4-1	-1	19,985	O'Neal.....22	Nowitzki.....41
6. 11/12	@ San Antonio	93-84	L	4-2	-2	18,797	O'Neal/O'Neal.....23	Ginobili.....29
7. 11/14	MILWAUKEE	**112-110	W	5-2	+1	18,984	E. Jones/O'Neal.....19	Van Horn.....26
8. 11/16	@ Minnesota	108-97	L	5-3	-1	17,347	Wade.....25	Garnett.....25
9. 11/17	@ Milwaukee	113-106	W	6-3	+1	15,891	E. Jones.....27	Redd.....33
10. 11/19	UTAH	*107-105	W	7-3	+2	19,735	Wade.....39	Boozler.....25
11. 11/21	PHILADELPHIA	93-83	W	8-3	+3	19,600	Wade.....25	Jackson.....21
12. 11/23	PORTLAND	99-87	L	8-4	-1	19,065	Wade.....19	Randolph.....24
13. 11/24	@ Atlanta	99-93	W	9-4	+1	14,590	Wade.....31	Walker.....22
14. 11/26	@ Detroit	78-77	L	9-5	-1	22,076	O'Neal.....24	Hamilton.....24
15. 11/28	BOSTON	106-104	W	10-5	+1	19,600	Wade.....25	LaFrentz.....21
16. 11/30	TORONTO	94-92	L	10-6	-1	18,993	O'Neal.....34	Rose.....24
17. 12/3	@ Chicago	105-81	W	11-6	+1	18,860	Laettner.....23	Hinrich.....17
18. 12/4	@ Denver	104-95	L	11-7	-1	18,282	Wade.....26	Anthony.....28
19. 12/6	@ Utah	100-80	W	12-7	+1	18,245	Wade.....23	Harping/Snyder.....12
20. 12/8	@ Milwaukee	101-96	W	13-7	+2	15,632	Haslem.....20	Mason.....19
21. 12/10	MEMPHIS	92-84	W	14-7	+3	19,600	Wade.....26	Wright.....18
22. 12/12	@ Toronto	106-98	W	15-7	+4	19,202	O'Neal/Wade.....20	Rose.....25
23. 12/13	WASHINGTON	106-83	W	16-7	+5	19,600	O'Neal.....40	Arenas.....18
24. 12/15	@ Washington	98-93	W	17-7	+6	18,234	Wade.....29	Jamison.....26
25. 12/17	DENVER	107-100	W	18-7	+7	19,984	Wade.....25	Miller.....24
26. 12/19	ORLANDO	117-107	W	19-7	+8	20,128	O'Neal.....27	Francis.....31
27. 12/21	BOSTON	108-100	W	20-7	+9	20,146	Wade.....33	Pierce.....25
28. 12/23	@ Sacramento	109-107	W	21-7	+10	17,317	O'Neal.....25	Webber.....26
29. 12/25	@ L.A. Lakers	*104-102	W	22-7	+11	18,997	Wade.....29	Bryant.....42
30. 12/27	ATLANTA	116-102	W	23-7	+12	20,291	O'Neal.....31	Del/Drobnjak/Walker.....16
31. 12/30	@ Detroit	89-78	W	24-7	+13	22,076	Wade.....31	Hamilton.....19
32. 1/1	CHARLOTTE	113-90	W	25-7	+14	20,281	Wade.....26	Okafor.....17
33. 1/3	SEATTLE	98-96	L	25-8	-1	20,284	Wade.....28	Allen.....35
34. 1/5	NEW YORK	102-94	W	26-8	+1	20,275	O'Neal.....33	Marbury.....28
35. 1/7	@ Portland	103-92	W	27-8	+2	18,666	O'Neal.....27	Patterson.....27
36. 1/9	@ Seattle	108-98	L	27-9	-1	17,072	O'Neal.....28	Radmanovic.....27
37. 1/11	@ Phoenix	122-107	L	27-10	-2	18,422	O'Neal.....34	Stoudemire.....34
38. 1/12	@ Golden State	98-91	W	28-10	+1	18,596	O'Neal.....26	Murphy.....22
39. 1/14	@ L.A. Clippers	**114-112	L	28-11	-1	20,043	O'Neal.....39	Brand.....29
40. 1/19	ATLANTA	111-92	W	29-11	+1	19,600	O'Neal/Wade.....25	Walker.....18
41. 1/21	INDIANA	*106-100	L	29-12	-1	20,131	Wade.....30	Tinsley.....30
42. 1/23	NEW ORLEANS	97-68	W	30-12	+1	19,600	Wade.....18	Dickau.....16
43. 1/24	@ Philadelphia	106-98	L	30-13	-1	19,172	O'Neal.....24	Iverson.....45
44. 1/26	@ Toronto	111-96	W	31-13	+1	19,800	O'Neal.....33	Alston.....29
45. 1/28	@ Atlanta	106-96	W	32-13	+2	18,886	O'Neal.....26	Walker.....36
46. 1/30	HOUSTON	104-95	W	33-13	+3	20,178	Wade.....30	McGrady.....28
47. 2/1	@ Dallas	109-104	L	33-14	-1	20,465	Wade.....29	Stackhouse.....24
48. 2/3	CLEVELAND	100-88	W	34-14	+1	19,968	O'Neal.....26	James.....31
49. 2/5	CHICAGO	108-97	W	35-14	+2	20,061	O'Neal.....26	Gordon.....25
50. 2/7	GOLDEN STATE	105-96	W	36-14	+3	19,078	O'Neal.....27	Dunleavy.....26
51. 2/9	@ New York	*116-110	W	37-14	+4	19,763	Wade.....30	Marbury.....36
52. 2/11	@ Charlotte	97-87	W	38-14	+5	22,166	O'Neal.....32	Knight.....17
53. 2/13	SAN ANTONIO	96-92	W	39-14	+6	20,258	Wade.....28	Ginobili.....24
54. 2/16	L.A. CLIPPERS	113-95	W	40-14	+7	19,600	D. Jones.....31	Maggette.....23
55. 2/22	@ Chicago	*105-101	L	40-15	-1	22,682	Wade.....21	Gordon.....29
56. 2/23	@ Indiana	*93-91	L	40-16	-2	18,345	Wade.....38	O'Neal.....29
57. 2/26	ORLANDO	101-98	W	41-16	+1	20,043	Wade.....25	Hill.....28
58. 2/27	@ Orlando	112-103	W	42-16	+2	17,283	Wade.....28	Hill.....34
59. 3/3	@ New Jersey	106-90	W	43-16	+3	17,353	Wade.....27	Carter.....27
60. 3/4	SACRAMENTO	104-83	W	44-16	+4	20,122	Wade.....22	Bibby.....22
61. 3/6	@ Cleveland	102-82	W	45-16	+5	20,562	E. Jones.....19	James.....23
62. 3/7	PHILADELPHIA	108-100	W	46-16	+6	20,261	Wade.....32	Iverson.....27
63. 3/10	MINNESOTA	107-90	W	47-16	+7	19,854	O'Neal.....33	Garnett.....22
64. 3/12	NEW JERSEY	90-65	W	48-16	+8	20,054	E. Jones.....18	Carter.....20
65. 3/14	MILWAUKEE	110-71	W	49-16	+9	19,600	Wade.....29	Redd.....14
66. 3/15	@ New York	98-96	W	50-16	+10	19,763	Wade.....24	Marbury.....24
67. 3/17	L.A. LAKERS	102-89	W	51-16	+11	20,272	Wade.....27	Bryant.....26
68. 3/19	NEW YORK	97-82	W	52-16	+12	20,268	O'Neal.....33	Marbury.....23
69. 3/22	@ Houston	84-82	L	52-17	-1	18,292	O'Neal.....23	McGrady.....26
70. 3/25	PHOENIX	125-115	W	53-17	+1	20,278	Wade.....35	Richardson.....26
71. 3/26	@ Charlotte	94-92	L	53-18	-1	23,319	O'Neal.....26	Brezec.....27
72. 3/29	TORONTO	103-91	W	54-18	+1	20,197	O'Neal.....28	Alston.....19
73. 3/31	@ Indiana	*114-108	L	54-19	-1	18,345	Wade.....37	Miller.....31
74. 4/2	@ New Orleans	111-99	W	55-19	+1	18,582	O'Neal.....34	Brown.....21
75. 4/5	CHICAGO	104-86	W	56-19	+2	20,206	Wade.....39	Gordon/Nocioni.....14
76. 4/8	@ Memphis	97-81	L	56-20	-1	18,119	Wade.....16	Miller.....30
77. 4/10	DETROIT	80-72	L	56-21	-2	20,218	E. Jones.....19	Hamilton.....17
78. 4/14	@ Philadelphia	*126-119	L	56-22	-3	20,754	Wade.....48	Iverson.....38
79. 4/15	@ Boston	101-99	L	56-23	-4	18,624	O'Neal.....34	Pierce.....22
80. 4/17	INDIANA	84-80	W	57-23	+1	20,187	E. Jones.....17	Jackson.....21
81. 4/19	CHARLOTTE	99-80	W	58-23	+2	19,858	R. Butler.....25	Bogans/Ely/Kapono.....14
82. 4/20	@ Orlando	98-93	W	59-23	+3	16,812	Doolling.....19	Francis/Howard.....21

(* Overtime **Double Overtime)

FINAL 2004-05 STATISTICS (59-23)

Southeast Division Champions

PLAYER	G	GS	MIN	-FIELD GOALS-			-3-POINT FG-			-FREE THROWS-			-REBOUNDS-			AST	PF	DQ	STL	TO	BLK	PTS	AVG
				FG	FGA	PCT	FG	FGA	PCT	FT	FTA	PCT	OFF	DEF	TOT								
WADE	77	77	2974	630	1318	.478	13	45	.289	581	762	.762	110	287	397	520	230	4	121	321	82	1854	24.1
O'NEAL	73	73	2492	658	1095	.601	0	0	.000	353	765	.461	253	507	760	200	262	4	36	203	171	1669	22.9
E. JONES	80	80	2839	351	820	.428	142	382	.372	174	216	.806	38	367	405	212	251	4	86	99	38	1018	12.7
D. JONES	82	66	2576	331	726	.456	225	521	.432	68	86	.791	14	217	231	350	121	0	44	98	5	955	11.6
HASLEM	80	80	2675	346	641	.540	0	4	.000	178	225	.791	239	487	726	108	260	5	63	113	41	870	10.9
MOURNING (TOT)	37	17	702	100	212	.472	0	0	.000	82	141	.582	53	145	198	18	82	1	8	57	74	282	7.6
MOURNING (MIA)	19	3	245	32	62	.516	0	0	.000	31	55	.564	22	49	71	4	32	0	3	12	33	95	5.0
BUTLER	65	15	1203	163	409	.399	57	153	.373	37	48	.771	15	136	151	62	104	0	18	37	29	420	6.5
SMITH (TOT)	50	1	750	102	248	.411	41	105	.390	69	80	.863	15	50	65	71	82	2	14	27	7	314	6.3
SMITH (MIA)	13	0	114	9	30	.300	3	15	.200	2	3	.667	2	14	16	14	8	0	2	3	0	23	1.8
ALLEN	14	0	248	35	76	.461	0	0	.000	13	14	.929	24	28	52	11	29	0	4	11	11	83	5.9
LAETTNER	49	0	739	107	184	.582	1	7	.143	45	59	.763	36	95	131	41	78	0	32	29	15	260	5.3
DOOLING	74	0	1184	139	245	.403	19	75	.253	85	109	.780	11	79	90	132	120	0	39	65	11	382	5.2
DOLEAC	80	8	1175	148	331	.447	0	2	.000	25	41	.610	74	185	259	47	160	0	23	36	22	321	4.0
PERSON	16	3	206	25	57	.439	8	21	.381	4	4	1.000	1	21	22	11	6	0	6	7	0	62	3.9
ANDERSON (TOT)	66	5	1171	98	217	.452	5	29	.172	54	66	.818	41	150	191	70	138	1	40	50	14	255	3.9
ANDERSON (MIA)	65	5	1151	98	215	.456	5	28	.179	54	66	.818	40	150	190	70	136	1	40	49	14	255	3.9
WOODS	3	0	40	5	12	.417	0	0	.000	0	0	.000	2	4	6	0	6	0	4	2	0	10	3.3
WRIGHT	3	0	27	3	11	.273	0	4	.000	1	1	1.000	0	1	1	3	2	0	4	3	0	7	2.3
ZHI-ZHI	20	0	92	17	36	.472	2	3	.667	7	12	.583	6	12	18	5	9	0	3	5	2	43	2.2
HEAT	82	—	19980	3097	6368	.486	475	1260	.377	1658	2466	.672	887	2639	3526	1790	1814	18	528	1127	474	8327	101.5
OPPONENTS	82	—	19980	2865	6705	.427	441	1269	.348	1621	2134	.760	922	2397	3319	1620	2020	24	611	1085	264	7792	95.0

DUNKS:

Miami-497 (O'Neal-255; Wade-113; Haslem-69; E. Jones-16; Mourning-10; Dooling-9; Butler-8; Doleac-8; Allen-5; Anderson-3; Wright-1)

Opponents-239

CHARGES TAKEN:

Miami-101 (E. Jones-24; Haslem-23; Doleac-16; Wade-14; Dooling-10; Anderson-6; O'Neal-4; Allen-2; D. Jones-2)

TECHNICAL FOULS:

Miami-91 (D. Jones-8; Van Gundy-8; Wade-8; O'Neal-7; Mourning-6; Haslem-5; Allen-1; Anderson-1; E. Jones-1; Defensive 3-Seconds-46)

Opponents-59 (Includes 19 for Defensive 3-Seconds)

EJECTIONS:

Miami-2 (Haslem-1; Mourning-1)

Opponents-5

	— SINGLE-GAME HIGHS —							— AVERAGE PER GAME —							— CAREER HIGHS (C=SET, T=TIED THIS SEASON) —						
PLAYER	MIN	REB	AST	ST	TO	BLK	PTS	MIN	REB	AST	STL	TO	BLK	PTS	FG	FGA	FT	FTA	REB	AST	PTS
WADE	49	10	12	5	8	4	48	38.6	5.2	6.8	1.57	4.2	1.06	24.1	18C	33C	18C	23C	10T	12C	48C
O'NEAL	51	21	7	3	9	7	40	34.1	10.4	2.7	0.49	2.8	2.34	22.9	24	40	19	31	28	9	61
E. JONES	50	11	8	4	5	3	27	35.5	5.1	2.7	1.08	1.2	0.48	12.7	14	27	15	17	13	12	38
D. JONES	46	8	10	3	4	2	31	31.4	2.8	4.3	0.54	1.2	0.06	11.6	10C	18	8T	10	8C	17	31C
HASLEM	48	18	6	4	5	3	22	33.4	9.1	1.4	0.79	1.4	0.51	10.9	11C	17C	12C	12C	18C	6C	22C
MOURNING (TOT)	40	14	3	1	7	6	18	19.0	5.4	0.5	0.22	1.5	2.00	7.6	19	34	17	24	22	7	50
MOURNING (MIA)	37	14	1	1	3	5	11	12.9	3.7	0.2	0.16	0.6	1.74	5.0							
BUTLER	52	7	5	2	4	2	25	18.5	2.3	1.0	0.28	0.6	0.45	6.5	11C	24C	8	10	7T	5T	25C
SMITH (TOT)	42	4	8	2	3	2	22	15.0	1.3	1.4	0.28	0.5	0.14	6.3	14	28	18	21	14	15	41
SMITH (MIA)	20	4	4	1	1	0	6	8.8	1.2	1.1	0.15	0.2	0.00	1.8							
ALLEN	30	7	2	2	3	2	10	17.7	3.7	0.8	0.29	0.8	0.79	5.9	10	24	7	8	13	4	23
LAETTNER	27	8	3	3	4	3	23	15.1	2.7	0.8	0.65	0.6	0.31	5.3	13	25	18	21	19	9	37
DOOLING	31	5	6	3	4	1	19	16.0	1.2	1.8	0.53	0.9	0.15	5.2	8	19	8T	10C	6	10	20
DOLEAC	38	9	4	2	3	2	16	14.7	3.2	0.6	0.29	0.5	0.28	4.0	11	21	7	9	13	5	25
PERSON	35	7	4	4	3	0	10	12.9	1.4	0.7	0.38	0.4	0.00	3.9	14	23	11	11	15	7	33
ANDERSON (TOT)	42	10	4	4	4	3	21	17.7	2.9	1.1	0.61	0.8	0.21	3.9	12	22	13	15	13	8	35
ANDERSON (MIA)	42	10	4	4	4	3	21	17.7	2.9	1.1	0.62	0.8	0.22	3.9							
WOODS	22	2	0	4	1	0	8	13.3	2.0	0.0	1.33	0.7	0.00	3.3	7	11	7	10	8	3	16
WRIGHT	22	1	2	3	2	0	7	9.0	0.3	1.0	1.33	1.0	0.00	2.3	3C	7C	1C	1C	1C	2C	7C
ZHI-ZHI	19	4	3	2	1	1	11	4.6	0.9	0.3	0.15	0.3	0.10	2.2	9	15	6	7	7	3T	21
HEAT	290	55	32	12	26	11	125	243.7	43.0	21.8	6.44	13.7	5.78	101.5	56	113	47	61	69	39	141
OPPONENTS	290	59	30	17	22	10	126	243.7	40.5	19.8	7.45	13.2	3.22	95.0	59	115	44C	57	64	42	148

2003-04 SEASON

RECORD: 42-40 (2nd in Atlantic Division)

HOME: 29-12

ROAD: 13-28

OVERTIME: 2-1



Front Row (L-R): Caron Butler, Eddie Jones, Dwyane Wade, Athletic Trainer/Travel Coordinator Ron Culp, Assistant Coach Keith Askins, Head Coach Stan Van Gundy, Assistant Coach Bob McAdoo, Assistant Coach Erik Spoelstra, Bimbo Coles, Rafer Alston, Rasual Butler.

Back Row (L-R): Assistant Athletic Trainer/Assistant Strength & Conditioning Coach/Equipment Manager Jay Sabol, John Wallace, Jerome Beasley, Brian Grant, Samaki Walker, Wang Zhi-Zhi, Loren Woods, Lamar Odom, Malik Allen, Udonis Haslem, Assistant Coach/Strength & Conditioning Bill Foran, Neuromuscular Therapist Vinny Aquilino.

Head Coach: Stan Van Gundy

Assistant Coaches: Bob McAdoo, Keith Askins, Erik Spoelstra, Bill Foran

Team Captains: Brian Grant, Eddie Jones

CONFERENCE RECORDS

	Overall	Home	Road	Overtime
Eastern:	30-24	19-8	11-16	1-1
Western:	12-16	10-4	2-12	1-0

DIVISION RECORDS

	Overall	Home	Road	Overtime
Atlantic:	15-10	9-4	6-6	1-0
Central:	15-14	10-4	5-10	0-1
Midwest:	5-9	5-2	0-7	1-0
Pacific:	7-7	5-2	2-5	0-0

RECORDS BY MONTH

	Overall	Home	Road	Overtime
October:	0-3	0-1	0-2	0-0
November:	5-9	4-1	1-8	1-0
December:	8-7	5-3	3-4	0-0
January:	8-8	5-2	3-6	0-0
February:	4-8	3-4	1-4	0-1
March:	12-3	9-1	3-2	1-0
April:	5-2	3-0	2-2	0-0

Playoff Results: Defeated New Orleans in the First Round (4-3); Lost to Indiana in the Eastern Conference Semifinals (4-2)

NBA Honors: Udonis Haslem, All-Rookie Second Team, Rookie Challenge Game (All-Star Weekend); Lamar Odom, Eastern Conference Player of the Month (March), Eastern Conference Player of the Week (week ending: Mar. 8, 2004), NBA Community Assist Award (May); Stan Van Gundy, Eastern Conference Coach of the Month (March); Dwyane Wade, All-Rookie First Team, Rookie Challenge Game (All-Star Weekend), Eastern Conference Player of the Week (week ending: Feb. 23, 2004)

Home Attendance: 624,809 (15,239 average); 11 sellouts (10 @ 16,500 capacity, 1 @ 19,600 capacity)

2003-04 GAME BY GAME

DATE	OPPONENTS	SCORE	W/L	REC	STRK	ATTEND	HEAT HIGH SCORER	OPP. HIGH SCORER
1. 10/28	@ Philadelphia	89-74	L	0-1	-1	18,295	Wade 18	Iverson 26
2. 10/29	@ Boston	98-75	L	0-2	-2	18,624	Jones 22	Pierce 23
3. 10/31	DETROIT	93-81	L	0-3	-3	15,825	Jones 20	Billups 30
4. 11/3	@ Dallas	103-93	L	0-4	-4	19,463	Haslem 20	Nowitzki 27
5. 11/4	@ San Antonio	80-73	L	0-5	-5	17,666	Jones 26	Ginobili 15
6. 11/8	MINNESOTA	88-79	L	0-6	-6	14,645	Jones 21	Garrett 25
7. 11/11	@ Houston	90-70	L	0-7	-7	11,135	Jones 26	Mobley 30
8. 11/12	CLEVELAND	88-83	W	1-7	+1	15,329	Jones 25	Ilgaukas 20
9. 11/14	WASHINGTON	*105-101	W	2-7	+2	14,371	Jones 27	Arenas 27
10. 11/16	@ L.A. Lakers	99-77	L	2-8	-1	18,997	Odum 18	Bryant 27
11. 11/18	@ Seattle	105-98	W	3-8	+1	10,531	Odum 21	Murray 31
12. 11/19	@ Portland	94-93	L	3-9	-1	15,503	Jones 26	Wallace 21
13. 11/21	@ Golden State	101-91	L	3-10	-2	12,869	Odum 20	Richardson 29
14. 11/22	@ Phoenix	100-98	L	3-11	-3	16,379	Wade 27	Stoudemire 24
15. 11/25	NEW ORLEANS	91-87	W	4-11	+1	14,424	Jones 25	Davis 28
16. 11/28	@ Atlanta	95-83	L	4-12	-1	12,816	Jones 28	Abdur-Rahim 34
17. 11/29	TORONTO	78-66	W	5-12	+1	14,585	Wade 16	Murray 14
18. 12/3	@ Detroit	87-73	L	5-13	-1	17,703	Odum 22	Hamilton 18
19. 12/5	PHILADELPHIA	93-90	L	5-14	-2	14,722	Wade 22	Iverson 35
20. 12/6	SAN ANTONIO	86-70	L	5-15	-3	14,603	Odum 17	Duncan/Nesterovic 21
21. 12/9	PHOENIX	92-72	W	6-15	+1	14,468	Grant/Wade 18	Marion 27
22. 12/12	MEMPHIS	91-88	W	7-15	+2	14,429	Odum 29	Posay 19
23. 12/14	@ Toronto	90-89	W	8-15	+3	17,950	Wade 23	Marshall 25
24. 12/16	ATLANTA	97-79	W	9-15	+4	14,355	Wade 23	Abdur-Rahim 16
25. 12/17	@ Philadelphia	87-76	L	9-16	-1	17,430	Wade 22	McKie 20
26. 12/19	@ Memphis	97-83	L	9-17	-2	13,869	Wade 21	Miller 18
27. 12/21	GOLDEN STATE	104-93	W	10-17	+1	14,497	Wade 33	Richardson/Van Excel 17
28. 12/23	WASHINGTON	79-72	W	11-17	+2	14,447	Wade 20	Hughes 16
29. 12/26	@ Washington	92-84	W	12-17	+3	15,824	Jones 22	Hughes 21
30. 12/27	NEW YORK	100-80	L	12-18	-1	16,500	Odum 25	Van Horn 28
31. 12/29	@ Chicago	90-83	W	13-18	+1	20,472	Odum 25	Hinrich 16
32. 12/30	@ New York	102-73	L	13-19	-1	19,763	Odum 19	Van Horn 22
33. 1/2	ORLANDO	112-101	W	14-19	+1	15,864	Jones 33	Gooden 29
34. 1/5	INDIANA	87-65	L	14-20	-1	14,453	Grant 14	Artest/O'Neal 22
35. 1/7	CHICAGO	102-95	W	15-20	+1	14,413	Jones 27	Dupree 18
36. 1/9	@ Milwaukee	103-94	L	15-21	-1	18,717	Odum 22	Kukoc 28
37. 1/10	@ Minnesota	83-77	L	15-22	-2	17,026	Grant 17	Garrett 24
38. 1/13	@ Sacramento	90-86	L	15-23	-3	17,317	Odum 21	Stojakovic 24
39. 1/15	@ Utah	97-85	L	15-24	-4	19,751	Jones 18	Kirilenko 26
40. 1/16	@ L.A. Clippers	87-85	W	16-24	+1	14,233	Jones 21	Brand 22
41. 1/18	@ Denver	88-80	L	16-25	-1	17,635	Odum 26	Anthony 31
42. 1/20	BOSTON	86-84	L	16-26	-2	14,327	Haslem 18	Pierce 29
43. 1/23	NEW JERSEY	85-64	W	17-26	+1	16,028	Jones 18	Martin 16
44. 1/24	@ New York	85-77	W	18-26	+2	19,763	Jones 26	Doleac 18
45. 1/26	HOUSTON	95-81	W	19-26	+3	14,523	Jones 26	Taylor 16
46. 1/28	@ Cleveland	94-93	L	19-27	-1	14,433	Jones 16	Ilgaukas 30
47. 1/30	L.A. CLIPPERS	97-88	W	20-27	+1	14,346	Odum 25	Brand 23
48. 1/31	@ New Orleans	94-70	W	21-27	+2	15,476	Jones 24	Mashburn 18
49. 2/2	DETROIT	*102-100	L	21-28	-1	15,438	Jones 19	Prince 24
50. 2/4	@ New Jersey	99-88	L	21-29	-2	11,668	Odum 27	Martin 24
51. 2/7	NEW YORK	76-64	L	21-30	-3	16,500	Odum 18	Marbury 16
52. 2/8	@ Indiana	97-91	L	21-31	-4	16,091	Odum 25	O'Neal 22
53. 2/10	L.A. LAKERS	98-83	L	21-32	-5	16,500	Wade 19	O'Neal 25
54. 2/11	@ Orlando	111-98	W	22-32	+1	12,784	Wade 27	McGrady 24
55. 2/17	UTAH	97-85	W	23-32	+2	14,431	Wade 31	Kirilenko 31
56. 2/20	ATLANTA	125-92	W	24-32	+3	14,332	Jones 24	Crawford 21
57. 2/21	DENVER	97-81	W	25-32	+4	16,500	Wade 28	Anthony 16
58. 2/23	PORTLAND	89-81	L	25-33	-1	14,474	Odum 25	Randolph 25
59. 2/28	@ New Jersey	92-86	L	25-34	-2	16,584	Jones 21	Jefferson 22
60. 2/29	@ Milwaukee	108-104	L	25-35	-3	18,311	Jones 25	Redd 27
61. 3/2	TORONTO	89-86	L	25-36	-4	14,178	Odum 23	Carter 27
62. 3/4	MILWAUKEE	104-98	W	26-36	+1	14,338	Alston 23	Van Horn 22
63. 3/6	SACRAMENTO	102-96	W	27-36	+2	16,500	Odum 30	Bibby 24
64. 3/9	ORLANDO	100-89	W	28-36	+3	14,349	R. Butler/Jones 19	McGrady 26
65. 3/10	@ New Orleans	95-84	L	28-37	-1	11,036	Jones 18	Davis 33
66. 3/12	SEATTLE	82-74	W	29-37	+1	14,422	Jones 19	Allen/Lewis/Murray 16
67. 3/14	NEW JERSEY	104-95	W	30-37	+2	14,568	Jones 23	Jefferson 25
68. 3/16	NEW ORLEANS	96-83	W	31-37	+3	14,412	Wade 23	Davis 23
69. 3/20	PHILADELPHIA	101-69	W	32-37	+4	16,500	Jones/Wade 17	Iverson/Thomas 23
70. 3/21	@ Washington	101-81	W	33-37	+5	17,220	Wade 21	Blake 21
71. 3/24	@ Orlando	105-90	W	34-37	+6	13,695	Jones 28	Gooden 23
72. 3/26	DALLAS	*119-118	W	35-37	+7	16,500	Odum 26	Daniels 31
73. 3/28	@ Indiana	87-80	L	35-38	-1	17,284	C. Butler/Jones/Wade 14	O'Neal 23
74. 3/29	CHICAGO	105-96	W	36-38	+1	16,500	C. Butler 30	Hinrich 20
75. 3/31	@ Atlanta	100-97	W	37-38	+2	17,055	Jones 23	Jackson 29
76. 4/2	@ Detroit	92-84	L	37-39	-1	22,076	Odum 18	Billups 31
77. 4/3	@ Chicago	97-83	W	38-39	+1	17,764	Jones 21	Curry 20
78. 4/7	BOSTON	104-101	W	39-39	+2	16,500	Odum 24	Pierce 31
79. 4/9	CLEVELAND	106-91	W	40-39	+3	20,213	Wade 20	James 24
80. 4/10	@ Cleveland	91-80	L	40-40	-1	20,562	Wade 17	McNnis 16
81. 4/12	@ Boston	84-77	W	41-40	+1	15,730	Odum 28	Davis 25
82. 4/14	NEW JERSEY	96-84	W	42-40	+2	16,500	C. Butler 22	Jefferson 18

(*Overtime)

FINAL 2003-04 STATISTICS (42-40)

PLAYER	G	GS	MIN	-FIELD GOALS-			-3-POINT FG-			-FREE THROWS-			-REBOUNDS-			AST	PF	DQ	STL	TO	BLK	PTS	AVG
				FG	FGA	PCT	FG	FGA	PCT	FT	FTA	PCT	OFF	DEF	TOT								
JONES	81	81	2998	473	1156	.409	177	479	.370	278	333	.835	38	270	308	258	226	2	92	129	34	1401	17.3
ODOM	80	80	3003	485	1127	.430	61	205	.298	340	458	.742	160	616	776	327	273	5	85	236	71	1371	17.1
WADE	61	56	2126	371	798	.465	16	53	.302	233	312	.747	85	162	247	275	140	0	86	196	34	991	16.2
ALSTON	82	28	2581	287	764	.376	161	434	.371	103	134	.769	26	200	226	372	212	1	114	128	18	838	10.2
C. BUTLER	68	56	2030	240	631	.380	10	42	.238	133	176	.756	92	234	326	126	162	0	75	91	13	623	9.2
GRANT	76	76	2303	289	613	.471	0	1	.000	86	110	.782	174	350	524	69	254	4	51	82	35	664	8.7
HASLEM	75	24	1795	205	447	.459	0	3	.000	140	183	.765	189	284	473	51	197	2	33	74	24	550	7.3
R. BUTLER	45	0	675	119	250	.476	50	108	.463	16	21	.762	4	57	61	23	72	0	10	28	13	304	6.8
WALLACE	37	0	368	61	145	.421	5	13	.385	31	40	.775	12	47	59	14	38	0	5	24	8	158	4.3
ALLEN	45	6	616	83	198	.419	0	0	.000	25	33	.758	42	77	119	16	81	0	12	27	28	191	4.2
WOODS	38	2	506	44	96	.458	0	0	.000	33	55	.600	65	69	134	10	52	0	11	26	19	121	3.2
WALKER	33	0	418	38	99	.384	0	2	.000	29	44	.659	42	70	112	6	54	0	9	15	11	105	3.2
ZHI-ZHI (TOT)	16	0	114	17	46	.370	4	14	.286	9	10	.900	4	14	18	2	13	0	3	6	5	47	2.9
ZHI-ZHI (MIA)	14	0	105	17	45	.378	4	14	.286	5	6	.833	4	10	14	2	13	0	3	6	4	43	3.1
HILL	5	0	38	3	5	.600	0	0	.000	3	4	.750	5	3	8	0	10	0	0	2	1	9	1.8
PENNEY	2	0	18	1	6	.167	1	3	.333	0	0	.000	0	1	1	1	1	0	1	3	0	3	1.5
COLES	22	1	170	12	34	.353	0	0	.000	4	6	.667	2	8	10	15	27	0	3	9	0	28	1.3
BEASLEY	2	0	5	1	3	.333	0	0	.000	0	0	.000	0	1	1	0	0	0	0	0	0	2	1.0
HEAT	82	—	19755	2729	6417	.425	485	1357	.357	1459	1915	.762	940	2459	3399	1565	1812	14	590	1137	313	7402	90.3
OPPONENTS	82	—	19755	2658	6205	.428	431	1256	.343	1612	2100	.768	892	2486	3378	1526	1729	14	578	1207	439	7359	89.7

DUNKS:

Miami-211 (Wade-64; Odom-29; Grant-28; Haslem-28; C. Butler-21; Jones-13; Woods-10; Walker-7; R. Butler-5; Wallace-3; Allen-2; Alston-1)
Opponents-213

TECHNICAL FOULS:

Miami-74 (Odom-10; Van Gundy-8; Alston-7; C. Butler-4; Coles-3; Grant-3; Haslem-3; Jones-2; Allen-1; Askins-1; R. Butler-1; Wade-1; Woods-1; Defensive 3-Seconds-29)
Opponents-80 (Includes 38 for Defensive 3-Seconds)

EJECTIONS:

Miami-2 (Alston-1; Odom-1)
Opponents-2

PLAYER	— SINGLE-GAME HIGHS —							— AVERAGE PER GAME —							— CAREER HIGHS (C=SET, T=TIED THIS SEASON) —						
	MIN	REB	AST	ST	TO	BLK	PTS	MIN	REB	AST	STL	TO	BLK	PTS	FG	FGA	FT	FTA	REB	AST	PTS
JONES	45	8	11	5	5	3	33	37.0	3.8	3.2	1.14	1.6	0.42	17.3	14	27	15	17	13	12	38
ODOM	51	19	11	4	7	5	30	37.5	9.7	4.1	1.06	3.0	0.89	17.1	13	31C	14T	15T	19C	11T	34
WADE	44	10	8	6	10	2	33	34.9	4.0	4.5	1.41	3.2	0.56	16.2	15C	24C	14C	17C	10C	8C	33C
ALSTON	46	7	10	5	7	2	23	31.5	2.8	4.5	1.39	1.6	0.22	10.2	10	21C	8	9	8	11	23T
C. BUTLER	45	14	8	5	5	2	30	29.9	4.8	1.9	1.10	1.3	0.19	9.2	15	25	9T	12	14C	8T	35
GRANT	43	13	4	4	5	3	19	30.3	6.9	0.9	0.67	1.1	0.46	8.7	14	23	14	17	24	7	34
HASLEM	44	17	3	2	5	2	20	23.9	6.3	0.7	0.44	1.0	0.32	7.3	9C	12C	9C	11C	17C	3C	20C
R. BUTLER	30	5	2	2	3	2	20	15.0	1.4	0.5	0.22	0.6	0.29	6.8	9	18	8	10	7	5	22
WALLACE	28	7	5	2	3	3	19	9.9	1.6	0.4	0.14	0.6	0.22	4.3	14	28	11	12	12	6	30
ALLEN	29	7	3	2	3	4	14	13.7	2.6	0.4	0.27	0.6	0.62	4.2	10	24	7	8	13	4	23
WOODS	29	9	2	2	3	2	12	13.3	3.5	0.3	0.29	0.7	0.50	3.2	7	10	8	12	10	4	18
WALKER	29	9	3	2	2	2	9	12.7	3.4	0.2	0.27	0.5	0.33	3.2	11	22	8	10	20	5	26
ZHI-ZHI (TOT)	18	4	1	1	2	1	11	7.1	1.1	0.1	0.19	0.4	0.31	2.9	9	15	6	7	7	3	21
ZHI-ZHI (MIA)	18	4	1	1	2	1	11	7.5	1.0	0.1	0.21	0.4	0.29	3.1							
HILL	12	4	0	0	1	1	6	7.6	1.6	0.0	0.00	0.4	0.20	1.8	12	20	11	16	20	5	29
PENNEY	14	1	1	1	3	0	3	9.0	0.5	0.5	0.50	1.5	0.00	1.5	1C	6C	0	0	1C	1C	3C
COLES	25	2	3	1	2	0	4	7.7	0.5	0.7	0.14	0.4	0.00	1.3	11	20	12	13	9	15	26
BEASLEY	3	1	0	0	0	0	2	2.5	0.5	0.0	0.00	0.0	0.00	1.0	1C	2C	0	0	1C	0	2C
HEAT	265	56	30	14	23	10	125	240.9	41.5	19.1	7.20	13.9	3.82	90.3	56	113	47	61	69	39	141
OPPONENTS	265	58	31	16	24	14	118	240.9	41.2	18.6	7.05	14.7	5.35	89.7	59	115	42T	57	64	42	148

2002-03 SEASON

RECORD: 25-57 (7th in Atlantic Division)
HOME: 16-25 **ROAD:** 9-32 **OVERTIME:** 2-3



Front Row (L-R): Rasual Butler, LaPhonso Ellis, Brian Grant, Sean Marks, Ken Johnson, Vladimir Stepania, Malik Allen, Caron Butler, Eddie Jones, Sean Lampley.

Back Row (L-R): Travis Best, Eddie House, Neuromuscular Therapist Vinny Aquilino, Assistant Coach/Strength & Conditioning Bill Foran, Athletic Trainer/Travel Coordinator Ron Culp, Assistant Coach Keith Askins, President and Head Coach Pat Riley, Assistant Coach Bob McAdoo, Assistant Head Coach Stan Van Gundy, Assistant Coach/Director of Scouting Erik Spoelstra, Assistant Athletic Trainer/Assistant Strength & Conditioning Coach/Equipment Manager Jay Sabol, Anthony Carter, Mike James.

Not pictured: Alonzo Mourning.

President and Head Coach: Pat Riley

Assistant Head Coach: Stan Van Gundy

Assistant Coaches: Bob McAdoo, Keith Askins, Erik Spoelstra, Bill Foran

Team Captains: Brian Grant, Eddie Jones

CONFERENCE RECORDS

	Overall	Home	Road	Overtime
Eastern:	18-36	11-16	7-20	1-1
Western:	7-21	5-9	2-12	1-2

DIVISION RECORDS

	Overall	Home	Road	Overtime
Atlantic:	5-19	3-9	2-10	0-0
Central:	13-17	8-7	5-10	1-1
Midwest:	2-12	1-6	1-6	0-2
Pacific:	5-9	4-3	1-6	1-0

RECORDS BY MONTH

	Overall	Home	Road	Overtime
October:	0-1	0-1	0-0	0-0
November:	4-11	3-5	1-6	0-1
December:	7-7	3-3	4-4	1-1
January:	5-11	4-3	1-8	1-0
February:	3-9	2-3	1-6	0-1
March:	4-13	3-8	1-5	0-0
April:	2-5	1-2	1-3	0-0

Playoff Results: None

NBA Honors: Caron Butler, All-Rookie First Team, Rookie Challenge Game (All-Star Weekend), Eastern Conference Rookie of the Month (November 2002, January 2003, February 2003, March 2003)

Home Attendance: 628,242 (15,323 average); 10 sellouts (9 @ 16,500 capacity, 1 @ 19,600 capacity)

2002-03 GAME BY GAME

	DATE	OPPONENTS	SCORE	W/L	REC	STRK	ATTEND	HEAT HIGH SCORER	OPP. HIGH SCORER
1.	10/30	ORLANDO	100-86	L	0-1	-1	16,500	Allen/Best.....22	McGrady.....24
2.	11/2	@ New Orleans	100-95	L	0-2	-2	15,419	Jones.....30	Mashburn.....35
3.	11/3	SACRAMENTO	88-78	W	1-2	+1	15,468	Jones.....16	Clark.....19
4.	11/5	INDIANA	83-79	L	1-3	-1	15,068	Jones.....17	B. Miller.....28
5.	11/9	SEATTLE	84-82	L	1-4	-2	15,313	Jones.....23	Lewis.....24
6.	11/12	L.A. CLIPPERS	101-82	L	1-5	-3	15,022	R. Butler.....15	Brand.....25
7.	11/15	NEW JERSEY	93-84	L	1-6	-4	15,722	C. Butler/Jones.....18	Kidd.....33
8.	11/16	@ Washington	95-65	L	1-7	-5	20,173	Allen.....14	Stackhouse.....16
9.	11/19	@ Milwaukee	97-93	W	2-7	+1	13,632	Jones.....22	Allen.....24
10.	11/20	@ Detroit	79-68	L	2-8	-1	16,867	Jones.....15	Atkins.....21
11.	11/22	DETROIT	75-72	L	2-9	-2	15,328	Jones.....17	Hamilton.....17
12.	11/24	@ Orlando	77-75	L	2-10	-3	13,308	C. Butler.....18	Miller.....31
13.	11/26	L.A. LAKERS	97-85	W	3-10	+1	16,500	Jones.....18	Bryant.....21
14.	11/27	@ Philadelphia	83-74	L	3-11	-1	20,258	Grant.....17	Iverson.....36
15.	11/29	@ Atlanta	*100-94	L	3-12	-2	12,034	Allen.....21	Abdur-Rahim.....29
16.	11/30	CLEVELAND	85-79	W	4-12	+1	14,802	C. Butler.....16	Wagner.....28
17.	12/2	@ Phoenix	*100-90	W	5-12	+2	12,420	Jones.....21	Marion.....30
18.	12/4	@ L.A. Clippers	89-80	L	5-13	-1	14,015	Allen/House.....12	Brand.....25
19.	12/6	@ Portland	88-69	L	5-14	-2	18,033	House.....15	Wells.....17
20.	12/7	@ Seattle	100-71	L	5-15	-3	13,587	R. Butler.....19	Radmanovic.....19
21.	12/10	MEMPHIS	107-96	L	5-16	-4	14,558	Jones.....33	Gooden.....25
22.	12/13	NEW YORK	97-92	L	5-17	-5	15,895	Jones.....23	Sprewell.....30
23.	12/14	GOLDEN STATE	101-92	W	6-17	+1	14,603	Jones.....38	Jamison.....25
24.	12/16	HOUSTON	*105-100	L	6-18	-1	14,758	Jones.....32	Mobley.....27
25.	12/18	@ Boston	91-81	W	7-18	+1	13,994	Jones.....21	Delk.....20
26.	12/20	@ Toronto	97-77	W	8-18	+2	19,235	C. Butler.....25	Lenard.....19
27.	12/22	@ New York	92-84	W	9-18	+3	19,763	Jones.....22	Eisley.....19
28.	12/23	@ Cleveland	74-72	L	9-19	-1	8,973	Grant.....19	Davis.....33
29.	12/27	BOSTON	90-70	W	10-19	+1	16,500	Jones.....28	Pierce.....19
30.	12/30	ATLANTA	93-84	W	11-19	+2	14,821	Jones.....23	Wilks.....19
31.	1/1	@ Atlanta	107-73	W	12-19	+3	8,414	C. Butler.....25	Terry.....17
32.	1/3	NEW JERSEY	100-80	L	12-20	-1	14,624	R. Butler.....12	Jefferson.....26
33.	1/5	@ Sacramento	96-70	L	12-21	-2	17,317	C. Butler.....16	Bibby.....22
34.	1/6	@ Golden State	99-85	L	12-22	-3	12,279	Lampley.....18	Arenas/Jamison.....22
35.	1/8	@ Denver	86-76	L	12-23	-4	12,930	C. Butler.....20	Howard.....28
36.	1/10	@ Utah	92-76	L	12-24	-5	19,417	C. Butler.....19	Harpring.....31
37.	1/12	@ L.A. Lakers	106-81	L	12-25	-6	18,997	C. Butler.....23	Bryant.....36
38.	1/14	DETROIT	88-85	W	13-25	+1	14,783	C. Butler.....22	Hamilton.....24
39.	1/15	@ Indiana	104-81	L	13-26	-1	15,580	R. Butler.....21	B. Miller.....21
40.	1/18	CHICAGO	**102-101	W	14-26	+1	16,500	Allen.....23	Rose.....30
41.	1/20	@ New York	72-65	L	14-27	-1	18,704	Jones.....19	Sprewell.....24
42.	1/22	PHOENIX	92-85	W	15-27	+1	14,633	Grant.....16	Marion.....27
43.	1/25	PHILADELPHIA	97-91	L	15-28	-1	16,500	Jones.....26	Van Horn.....26
44.	1/27	INDIANA	102-95	L	15-29	-2	14,503	C. Butler.....22	R. Miller.....21
45.	1/29	NEW YORK	82-80	W	16-29	+1	14,623	Jones.....22	Sprewell.....28
46.	1/31	@ Philadelphia	104-99	L	16-30	-1	20,365	Jones.....22	Van Horn.....33
47.	2/1	SAN ANTONIO	67-65	L	16-31	-2	15,729	Jones.....17	Parker.....18
48.	2/3	ATLANTA	99-79	W	17-31	+1	14,546	Jones.....26	Abdur-Rahim.....19
49.	2/5	PORTLAND	101-87	L	17-32	-1	14,566	Jones.....20	Pippen.....26
50.	2/11	NEW ORLEANS	78-69	L	17-33	-2	14,484	Jones.....26	Magloire/Mashburn.....15
51.	2/14	@ Houston	94-82	W	18-33	+1	15,310	C. Butler.....24	Francis.....27
52.	2/15	@ Dallas	98-92	L	18-34	-1	20,003	Best.....21	Nowitzki.....25
53.	2/17	@ Detroit	93-62	L	18-35	-2	17,177	C. Butler.....13	Hamilton.....34
54.	2/18	@ New Jersey	84-79	L	18-36	-3	11,656	C. Butler.....17	Martin.....28
55.	2/22	CHICAGO	100-90	W	19-36	+1	14,987	Jones.....23	Rose.....31
56.	2/25	@ San Antonio	84-69	L	19-37	-1	17,322	Jones.....13	Duncan.....17
57.	2/26	@ New Orleans	91-82	L	19-38	-2	12,460	Grant.....24	Mashburn.....18
58.	2/28	@ Memphis	*126-116	L	19-39	-3	19,351	C. Butler/Jones.....24	Gasol.....25
59.	3/2	WASHINGTON	93-83	W	20-39	+1	16,500	C. Butler.....20	Stackhouse.....24
60.	3/4	MILWAUKEE	100-91	L	20-40	-1	14,228	Grant.....20	Cassell.....25
61.	3/7	DALLAS	91-89	L	20-41	-2	16,500	R. Butler/James.....20	Nash.....22
62.	3/8	DENVER	98-92	L	20-42	-3	14,418	R. Butler.....22	Harrington.....19
63.	3/10	UTAH	83-73	L	20-43	-4	14,897	C. Butler.....24	Malone.....29
64.	3/11	@ Cleveland	77-75	W	21-43	+1	8,059	Best.....16	Davis.....19
65.	3/14	NEW ORLEANS	87-83	L	21-44	-1	14,477	C. Butler.....25	Mashburn.....21
66.	3/15	@ Washington	89-82	L	21-45	-2	20,173	Best/Grant.....16	Stackhouse.....37
67.	3/18	PHILADELPHIA	103-83	L	21-46	-3	14,897	C. Butler.....26	Iverson.....32
68.	3/19	@ Orlando	109-93	L	21-47	-4	14,242	C. Butler.....20	McGrady.....36
69.	3/21	TORONTO	107-98	W	22-47	+1	14,492	C. Butler.....22	V. Carter.....30
70.	3/23	ORLANDO	96-74	L	22-48	-1	16,500	C. Butler.....19	McGrady.....37
71.	3/25	@ Minnesota	108-91	L	22-49	-2	15,237	C. Butler.....21	Garnett/Szczerbiak.....26
72.	3/26	@ Chicago	82-74	L	22-50	-3	18,221	C. Butler.....16	Rose.....19
73.	3/28	MINNESOTA	111-84	W	23-50	+1	14,522	C. Butler.....35	Garnett.....17
74.	3/30	@ Milwaukee	109-87	L	23-51	-1	18,717	C. Butler.....24	Payton.....24
75.	3/31	MILWAUKEE	91-86	L	23-52	-2	14,458	House.....21	Cassell/Payton.....20
76.	4/2	@ Boston	90-62	L	23-53	-3	17,156	C. Butler.....18	Pierce.....28
77.	4/4	@ New Jersey	99-83	L	23-54	-4	16,152	Grant.....23	Kidd.....30
78.	4/6	@ Indiana	90-69	L	23-55	-5	15,014	James.....20	Bender.....15
79.	4/8	TORONTO	89-83	W	24-55	+1	14,365	Grant.....16	A. Williams.....16
80.	4/11	WASHINGTON	91-87	L	24-56	-1	20,152	C. Butler.....16	Jordan.....25
81.	4/13	BOSTON	94-86	L	24-57	-2	16,500	C. Butler.....20	Pierce.....32
82.	4/15	@ Toronto	103-99	W	25-57	+1	16,510	Jones.....22	Hudson.....22

(*Overtime **Double Overtime)

FINAL 2002-03 STATISTICS (25-57)

PLAYER				-FIELD GOALS-			-3-POINT FG-			-FREE THROWS-			-REBOUNDS-			AST	PF	DQ	STL	TO	BLK	PTS	AVG
	G	GS	MIN	FG	FGA	PCT	FG	FGA	PCT	FT	FTA	PCT	OFF	DEF	TOT								
JONES	47	47	1789	291	688	.423	98	241	.407	189	230	.822	35	191	226	173	137	1	64	85	31	869	18.5
C. BUTLER	78	78	2858	429	1032	.416	34	107	.318	309	375	.824	135	262	397	213	230	3	137	192	31	1201	15.4
GRANT	82	82	2641	344	676	.509	0	0	.000	158	205	.771	241	596	837	104	300	8	63	129	47	846	10.3
ALLEN	80	73	2318	335	790	.424	0	4	.000	97	121	.802	134	291	425	54	234	1	37	128	78	767	9.6
BEST	72	52	1807	231	583	.396	36	109	.330	105	123	.854	26	121	147	255	174	6	44	106	7	603	8.4
JAMES	78	8	1722	218	585	.373	67	228	.294	104	142	.732	26	123	149	246	176	1	64	108	5	607	7.8
R. BUTLER	72	28	1514	207	572	.362	50	171	.292	76	104	.731	29	157	186	93	105	0	21	77	43	540	7.5
HOUSE	55	7	1025	172	444	.387	36	120	.300	31	36	.861	17	84	101	87	73	0	44	46	1	411	7.5
STEPANIA	79	6	1594	185	427	.433	0	0	.000	71	134	.530	211	343	554	24	169	0	45	69	40	441	5.6
ELLIS	55	3	784	100	262	.382	27	107	.252	50	66	.758	44	113	157	15	88	0	15	31	15	277	5.0
LAMPLEY	35	0	487	56	129	.434	0	4	.000	57	82	.695	26	57	83	31	43	0	7	25	3	169	4.8
CARTER	49	26	912	83	233	.356	0	8	.000	33	50	.660	12	71	83	203	70	0	45	81	5	199	4.1
MARKS	23	0	223	22	59	.373	0	1	.000	10	15	.667	8	27	35	3	37	1	5	14	6	54	2.3
JOHNSON	16	0	156	15	37	.405	0	0	.000	2	6	.333	4	28	32	0	20	0	1	6	12	32	2.0
HEAT	82	—	19830	2688	6517	.412	348	1100	.316	1292	1689	.765	948	2464	3412	1501	1856	21	592	1167	324	7016	85.6
OPPONENTS	82	—	19830	2713	6208	.437	406	1149	.353	1598	2129	.751	872	2587	3459	1482	1671	9	626	1173	436	7430	90.6

DUNKS:

Miami-181 (C. Butler-54; Grant-36; Stepania-23; Allen-16; Lampley-15; R. Butler-12; Jones-8; Ellis-6; Marks-5; Carter-3; James-2; Johnson-1)
Opponents-233

TECHNICAL FOULS:

Miami-85 (Riley-19; Grant-7; Best-4; C. Butler-3; Stepania-3; House-2; Allen-1; Askins-1; James-1; Van Gundy-1; Defensive 3-Seconds-43)
Opponents-67 (Includes 26 for Defensive 3-Seconds)

EJECTIONS:

Miami-5 (Grant-2; Riley-2; Stepania-1)
Opponents-4

PLAYER	— SINGLE-GAME HIGHS —							— AVERAGE PER GAME —							— CAREER HIGHS (C=SET, T=TIED THIS SEASON) —						
	MIN	REB	AST	ST	TO	BLK	PTS	MIN	REB	AST	STL	TO	BLK	PTS	FG	FGA	FT	FTA	REB	AST	PTS
JONES	51	11	7	6	8	4	38	38.1	4.8	3.7	1.36	1.8	0.66	18.5	14	27C	15	17	13	12	38C
C. BUTLER	50	11	8	7	5	2	35	36.6	5.1	2.7	1.76	2.5	0.40	15.4	15C	25C	9C	12C	11C	8C	35C
GRANT	49	20	7	4	4	3	24	32.2	10.2	1.3	0.77	1.6	0.57	10.3	14	23	14	17	24	7C	34
ALLEN	47	13	4	3	4	4	23	29.0	5.3	0.7	0.46	1.6	0.98	9.6	10C	24C	7C	8C	13C	4C	23C
BEST	42	7	10	2	5	1	22	25.1	2.0	3.5	0.61	1.5	0.10	8.4	12	20	12	15	11	13	30
JAMES	41	9	9	4	6	1	20	22.1	1.9	3.2	0.82	1.4	0.06	7.8	7C	15C	8C	10C	9C	9C	20C
R. BUTLER	42	7	5	2	4	3	22	21.0	2.6	1.3	0.29	1.1	0.60	7.5	9C	18C	8C	10C	7C	5C	22C
HOUSE	36	6	6	4	3	1	21	18.6	1.8	1.6	0.80	0.8	0.02	7.5	10	18	6	6	7	8	28
STEPANIA	35	15	2	4	4	3	17	20.2	7.0	0.3	0.57	0.9	0.51	5.6	8C	14	7	12	15C	3	19
ELLIS	33	9	2	2	3	2	15	14.3	2.9	0.3	0.27	0.6	0.27	5.0	14	27	12	16	19	8	39
LAMPLEY	31	9	4	2	3	1	18	13.9	2.4	0.9	0.20	0.7	0.09	4.8	8C	12C	7C	8C	9C	4C	18C
CARTER	36	7	15	4	5	1	12	18.6	1.7	4.1	0.92	1.7	0.10	4.1	9	15	7	8	8	15C	21
MARKS	23	4	1	2	3	2	6	9.7	1.5	0.1	0.22	0.6	0.26	2.3	7	12	3T	4T	11	2	15
JOHNSON	33	10	0	1	2	3	8	9.8	2.0	0.0	0.06	0.4	0.75	2.0	4C	9C	1C	2C	10C	0	8C
HEAT	290	58	30	18	24	10	116	241.8	41.6	18.3	7.22	14.2	3.95	85.6	56	113	47	61	69	39	141
OPPONENTS	290	56	33	16	27	14	126	241.8	42.2	18.1	7.63	14.3	5.32	90.6	59	115	42	57	64	42	148

2001-02 SEASON

RECORD: 36-46 (6th in Atlantic Division)

HOME: 18-23

ROAD: 18-23

OVERTIME: 7-2



Front Row (L-R): Eddie House, Anthony Carter, Athletic Trainer/Travel Coordinator Ron Culp, Assistant Coach/Scout Keith Askins, Assistant Head Coach Stan Van Gundy, President and Head Coach Pat Riley, Assistant Coach Bob McAdoo, Assistant Coach/Director of Player Development Marc Iavaroni, Assistant Coach/Director of Scouting Erik Spoelstra, Rod Strickland, Mike James.

Back Row (L-R): Assistant Coach/Strength & Conditioning Bill Foran, Jim Jackson, LaPhonso Ellis, Brian Grant, Sean Marks, Ernest Brown, Alonzo Mourning, Vladimir Stepania, Chris Gatling, Malik Allen, Eddie Jones, Kendall Gill, Assistant Athletic Trainer/Assistant Strength & Conditioning Coach/Equipment Manager Jay Sabol, Neuromuscular Therapist Vinny Aquilino.

President and Head Coach: Pat Riley

Assistant Head Coach: Stan Van Gundy

Assistant Coaches: Bob McAdoo, Marc Iavaroni, Erik Spoelstra, Keith Askins, Bill Foran

Team Captains: Brian Grant, Eddie Jones, Alonzo Mourning

CONFERENCE RECORDS

	Overall	Home	Road	Overtime
Eastern:	22-32	12-15	10-17	2-2
Western:	14-14	6-8	8-6	5-0

DIVISION RECORDS

	Overall	Home	Road	Overtime
Atlantic:	10-14	5-7	5-7	0-0
Central:	12-18	7-8	5-10	2-2
Midwest:	7-7	3-4	4-3	2-0
Pacific:	7-7	3-4	4-3	3-0

RECORDS BY MONTH

	Overall	Home	Road	Overtime
October:	1-0	1-0	0-0	0-0
November:	1-13	1-8	0-5	1-1
December:	4-10	1-4	3-6	1-1
January:	10-5	4-1	6-4	3-0
February:	8-4	5-2	3-2	1-0
March:	8-8	3-4	5-4	0-0
April:	4-6	3-4	1-2	1-0

Playoff Results: None

NBA Honors: LaPhonso Ellis, Atlantic Division Sportsmanship Award; Eddie Jones, Eastern Conference Player of the Week (week ending: Jan. 6, 2002); Alonzo Mourning, J. Walter Kennedy Citizenship Award (NBA Citizenship Award), NBA All-Star Game

Home Attendance: 655,549 (15,989 average); 12 sellouts (9 @ 16,500 capacity, 3 @ 19,600 capacity)

2001-02 GAME BY GAME

DATE	OPPONENTS	SCORE	W/L	REC	STRK	ATTEND	HEAT HIGH SCORER	OPP. HIGH SCORER
1. 10/31	TORONTO	97-92	W	1-0	+1	16,500	Mourning 25	Carter 20
2. 11/2	CLEVELAND	90-83	L	1-1	-1	15,208	Mourning 17	Miller 30
3. 11/3	@ Atlanta	90-83	L	1-2	-2	9,472	Mourning 23	Terry 20
4. 11/6	SEATTLE	*87-85	W	2-2	+1	16,500	Jones 25	Payton 24
5. 11/8	@ Milwaukee	86-82	L	2-3	-1	18,364	Jones 29	Robinson 26
6. 11/10	SACRAMENTO	90-75	L	2-4	-2	17,853	Gatling/Jones 12	Stojakovic 22
7. 11/13	PHILADELPHIA	82-76	L	2-5	-3	15,465	Jones 20	Iverson 25
8. 11/15	@ New York	83-74	L	2-6	-4	19,763	Jones 22	Houston 17
9. 11/16	CHARLOTTE	96-87	L	2-7	-5	15,322	Jones 22	Davis 23
10. 11/20	MINNESOTA	80-73	L	2-8	-6	15,226	Ellis/House 22	Szczerbiak 22
11. 11/23	DALLAS	104-94	L	2-9	-7	15,486	Jones 22	Nowitzki 33
12. 11/24	@ Cleveland	*100-96	L	2-10	-8	14,051	Jones 27	Person 25
13. 11/27	BOSTON	84-83	L	2-11	-9	15,064	Jones 27	Pierce 33
14. 11/29	@ Chicago	78-72	L	2-12	-10	17,003	Jones 15	Mercer 19
15. 11/30	WASHINGTON	84-75	L	2-13	-11	20,118	Ellis 24	Jordan 22
16. 12/4	@ L.A. Clippers	87-83	L	2-14	-12	16,594	Mourning 21	Brand 23
17. 12/7	@ Seattle	*98-94	W	3-14	+1	13,645	Mourning 21	Payton 25
18. 12/9	@ Sacramento	95-88	L	3-15	-1	17,317	Jackson 17	Stojakovic 23
19. 12/11	MILWAUKEE	99-97	W	4-15	+1	15,321	Jones 23	Allen 30
20. 12/12	@ Washington	82-80	L	4-16	-1	20,674	Jackson 18	Jordan 25
21. 12/14	NEW JERSEY	95-86	L	4-17	-2	15,212	Jackson 24	Kittles 27
22. 12/15	@ Houston	76-73	W	5-17	+1	11,035	Jones 19	Thomas 26
23. 12/18	UTAH	95-56	L	5-18	-1	15,122	Jones 12	Malone/Marshall 21
24. 12/21	CLEVELAND	*86-81	L	5-19	-2	15,381	Jones 24	Jones 18
25. 12/23	@ Toronto	83-76	L	5-20	-3	19,800	Jackson 12	Carter 27
26. 12/27	@ Atlanta	100-96	L	5-21	-4	13,240	Jones 24	Terry 32
27. 12/28	MEMPHIS	91-86	L	5-22	-5	15,558	Mourning 20	Williams 19
28. 12/30	@ Detroit	86-80	L	5-23	-6	22,076	Grant 22	Stackhouse 24
29. 12/31	@ Indiana	89-87	W	6-23	+1	16,838	Jones 29	Bender/Rose 20
30. 1/4	@ Boston	89-66	W	7-23	+2	16,473	Jones 23	Pierce 20
31. 1/6	GOLDEN STATE	92-84	W	8-23	+3	15,098	Jones 22	Jamison 31
32. 1/8	@ New Jersey	104-95	L	8-24	-1	8,195	Mourning 26	Van Horn 19
33. 1/10	PORTLAND	92-85	L	8-25	-2	15,133	Jones 25	Wallace/Wells 23
34. 1/12	@ Phoenix	108-74	L	8-26	-3	15,304	House 15	Marion 21
35. 1/14	@ Golden State	85-79	W	9-26	+1	11,604	Jones 28	Hughes 19
36. 1/16	@ L.A. Lakers	102-96	W	10-26	+2	18,997	Mourning 28	Bryant 29
37. 1/17	@ Portland	*92-90	W	11-26	+3	18,721	Jones 25	Anderson 19
38. 1/19	INDIANA	100-88	W	12-26	+4	15,689	Jones 23	Rose 21
39. 1/21	@ Cleveland	*95-93	W	13-26	+5	11,977	Jones 27	Person 19
40. 1/22	CHICAGO	92-79	W	14-26	+6	15,058	Jones/Strickland 20	Artest 24
41. 1/24	@ Orlando	92-87	L	14-27	-1	15,021	Jones 28	Armstrong 18
42. 1/26	NEW JERSEY	90-77	W	15-27	+1	15,238	Mourning 23	Martin 19
43. 1/28	@ Utah	101-89	L	15-28	-1	18,808	Strickland 16	Russell 20
44. 1/29	@ Denver	*100-94	W	16-28	+1	15,492	Jones 37	LaFrentz 30
45. 2/1	SAN ANTONIO	88-83	W	17-28	+2	15,658	Jones 24	Duncan 29
46. 2/3	@ New York	94-83	W	18-28	+3	19,763	Mourning 21	Houston 28
47. 2/5	ATLANTA	76-73	L	18-29	-1	15,213	Jones/Strickland 16	Abdur-Rahim 34
48. 2/13	ORLANDO	112-95	W	19-29	+1	16,500	Jones 24	McGrady 26
49. 2/15	@ Milwaukee	*90-88	W	20-29	+2	18,717	Jones 22	Allen 30
50. 2/17	@ Minnesota	93-80	L	20-30	-1	19,279	Jones 23	Billups 23
51. 2/18	CHICAGO	102-80	W	21-30	+1	15,325	Mourning 17	Chandler/Guyton 13
52. 2/20	L.A. CLIPPERS	81-71	L	21-31	-1	15,423	Strickland 19	Richardson 25
53. 2/23	@ Washington	97-95	W	22-31	+1	20,674	Jones 25	Jordan 37
54. 2/24	WASHINGTON	92-80	W	23-31	+2	19,600	Strickland 16	Lue 31
55. 2/27	@ Philadelphia	82-72	L	23-32	-1	20,021	Jackson 16	Iverson 21
56. 2/28	NEW YORK	100-86	W	24-32	+1	16,500	Jones 32	Sprewell 22
57. 3/2	@ Dallas	109-95	W	25-32	+2	20,140	Jones 26	Finley 25
58. 3/5	@ Detroit	93-91	W	26-32	+3	16,279	Jones 24	Stackhouse 22
59. 3/6	@ Chicago	92-87	W	27-32	+4	17,054	Strickland 23	Rose 23
60. 3/8	TORONTO	83-74	L	27-33	-1	16,500	Jones 22	Davis 23
61. 3/9	@ Memphis	93-88	W	28-33	+1	16,226	Jackson/Mourning 18	Williams 19
62. 3/12	PHOENIX	90-78	W	29-33	+2	15,358	Jackson 23	Marbury 19
63. 3/15	@ New Jersey	97-78	L	29-34	-1	15,435	Jackson 17	Van Horn 28
64. 3/16	DENVER	101-76	W	30-34	+1	16,500	Mourning 24	Cheaney 20
65. 3/19	PHILADELPHIA	91-79	L	30-35	-1	16,500	Jones 23	Iverson 33
66. 3/20	@ Philadelphia	82-77	W	31-35	+1	20,629	House 20	Iverson 38
67. 3/22	INDIANA	104-94	L	31-36	-1	15,853	Jones/Mourning 20	O'Neal 21
68. 3/23	@ San Antonio	89-79	L	31-37	-2	24,336	Jackson 17	Duncan 23
69. 3/25	BOSTON	88-82	L	31-38	-3	15,328	Mourning 20	Strickland 23
70. 3/27	@ Toronto	81-80	L	31-39	-4	19,800	Strickland 24	Peterson 21
71. 3/29	ATLANTA	92-80	W	32-39	+1	15,423	Jones 16	Terry 23
72. 3/31	@ Indiana	100-81	L	32-40	-1	15,382	Jones 15	Artest 24
73. 4/2	DETROIT	90-87	L	32-41	-2	15,401	Jones 20	Williamson 20
74. 4/3	@ Charlotte	97-90	L	32-42	-3	9,217	Jones 27	Davis/Mashburn 22
75. 4/5	MILWAUKEE	102-97	W	33-42	+1	15,623	House 22	Cassell/Robinson 19
76. 4/7	L.A. LAKERS	96-88	L	33-43	-1	19,600	Strickland 21	O'Neal 40
77. 4/9	HOUSTON	**120-117	W	34-43	+1	15,223	Jones 26	Francis 35
78. 4/10	@ Boston	70-65	L	34-44	-1	14,859	Jones/Mourning 16	Walker 21
79. 4/12	ORLANDO	99-94	W	35-44	+1	16,500	House 28	McGrady 34
80. 4/14	NEW YORK	94-67	L	35-45	-1	16,500	Mourning 15	Thomas 20
81. 4/16	CHARLOTTE	88-81	L	35-46	-2	15,469	Mourning 25	Mashburn 23
82. 4/17	@ Orlando	103-89	W	36-46	+1	16,510	Jones 22	Hudson 22

(* Overtime ** Double Overtime)

Management

Players

Review

Records

Playoffs

History

All-Time Roster

NBA/NBADL

Opponents

Media

FINAL 2001-02 STATISTICS (36-46)

PLAYER	G	GS	MIN	-FIELD GOALS-			-3-POINT FG-			-FREE THROWS-			-REBOUNDS-			AST	PF	DQ	STL	TO	BLK	PTS	AVG
				FG	FGA	PCT	FG	FGA	PCT	FT	FTA	PCT	OFF	DEF	TOT								
JONES	81	81	3156	517	1198	.432	149	382	.390	297	355	.837	61	317	378	262	258	2	117	148	77	1480	18.3
MOURNING	75	74	2455	447	866	.516	1	3	.333	283	431	.657	182	450	632	87	258	7	27	182	186	1178	15.7
JACKSON	55	19	1825	238	538	.442	38	81	.469	75	87	.862	54	236	290	140	145	0	42	106	14	589	10.7
STRICKLAND	76	64	2294	316	714	.443	8	26	.308	154	201	.766	49	183	232	463	114	0	82	159	11	794	10.4
GRANT	72	72	2256	286	610	.469	0	2	.000	101	119	.849	168	407	575	137	236	6	48	122	31	673	9.3
HOUSE	64	3	1230	209	524	.399	54	157	.344	42	49	.857	17	93	110	123	98	1	43	80	5	514	8.0
ELLIS	66	14	1684	189	452	.418	38	124	.306	53	84	.631	107	180	287	56	196	4	30	73	37	469	7.1
GATLING	54	1	809	131	293	.447	1	8	.125	82	117	.701	71	135	206	25	109	1	17	58	11	345	6.4
GILL	65	49	1410	162	422	.384	6	44	.136	42	62	.677	29	155	184	100	140	0	44	55	8	372	5.7
MARKS	21	6	319	38	88	.432	0	0	.000	20	34	.588	19	56	75	8	40	0	5	19	10	96	4.6
ALLEN	12	2	161	22	51	.431	0	1	.000	8	10	.800	15	23	38	5	16	0	3	2	8	52	4.3
CARTER	46	18	1050	89	260	.342	1	19	.053	19	36	.528	19	98	117	214	85	2	50	72	3	198	4.3
STEPANIA	67	4	884	117	249	.470	1	2	.500	50	104	.481	100	170	270	16	103	1	24	52	44	285	4.3
MACK	12	1	159	14	49	.286	7	28	.250	5	7	.714	2	12	14	4	17	0	5	7	1	40	3.3
JAMES	15	0	119	15	43	.349	8	21	.381	4	7	.571	2	12	14	19	17	0	6	13	1	42	2.8
HAMILTON	9	2	98	10	19	.526	0	1	.000	0	1	.000	6	12	18	5	10	0	4	2	0	20	2.2
BROWN	3	0	21	1	6	.167	0	0	.000	1	4	.250	1	5	6	0	4	0	0	3	1	3	1.0
HEAT	82	—	19930	2801	6382	.439	312	899	.347	1236	1708	.724	902	2544	3446	1664	1846	24	547	1217	448	7150	87.2
OPPONENTS	82	—	19930	2666	6279	.425	379	1109	.342	1565	2127	.736	894	2484	3378	1461	1709	21	620	1134	353	7276	88.7

DUNKS:

Miami-266 (Mourning-135; Grant-30; Jones-29; Marks-19; Stepania-13; Ellis-11; Gatling-10; Jackson-8; Hamilton-5; Gill-3; Allen-2)

Opponents-220

TECHNICAL FOULS:

Miami-117 (Mourning-18; Riley-15; Carter-4; Gatling-4; Grant-4; Van Gundy-4; Gill-3; Jackson-3; Stepania-2; Ellis-1; House-1; Iavaroni-1; Jones-1; Strickland-1; Defensive 3-Seconds-55; Excessive timeouts-1)

Opponents-86 (Includes 32 for Defensive 3-Seconds)

EJECTIONS:

Miami-3 (Jackson-1; Mourning-1; Riley-1)

Opponents-4

PLAYER	— SINGLE-GAME HIGHS —							— AVERAGE PER GAME —							— CAREER HIGHS (C=SET, T=TIED THIS SEASON) —						
	MIN	REB	AST	ST	TO	BLK	PTS	MIN	REB	AST	STL	TO	BLK	PTS	FG	FGA	FT	FTA	REB	AST	PTS
JONES	50	13	8	7	6	5	37	39.0	4.7	3.2	1.44	1.8	0.95	18.3	14	25C	15	17	13T	12	37C
MOURNING	42	14	4	3	7	7	28	32.7	8.4	1.2	0.36	2.4	2.48	15.7	19	34	17	24	22	7	50
JACKSON	46	11	7	3	5	3	24	33.2	5.3	2.5	0.76	1.9	0.25	10.7	17	36	16	18	14	12	50
STRICKLAND	46	10	14	4	5	1	24	30.2	3.1	6.1	1.08	2.1	0.14	10.4	15	25	16	18	12	20	37
GRANT	45	15	6	5	5	3	22	31.3	8.0	1.9	0.67	1.7	0.43	9.3	14	23	14	17	24	6T	34
HOUSE	44	7	6	5	4	2	28	19.2	1.7	1.9	0.67	1.3	0.08	8.0	10	18C	6C	6C	7C	8	28C
ELLIS	42	10	3	3	5	3	24	25.5	4.3	0.8	0.45	1.1	0.56	7.1	14	27	12	16	19	8	39
GATLING	30	8	3	2	4	1	19	15.0	3.8	0.5	0.31	1.1	0.20	6.4	17	26	12	16	20	5	38
GILL	35	8	7	3	3	1	13	21.7	2.8	1.5	0.68	0.8	0.12	5.7	17	27	18	22	13	12	41
MARKS	36	11	2	2	3	4	15	15.2	3.6	0.4	0.24	0.9	0.48	4.6	7C	12C	3C	4C	11C	2C	15C
ALLEN	42	11	2	1	1	2	16	13.4	3.2	0.4	0.25	0.2	0.67	4.3	8C	16C	3C	3C	11C	2C	16C
CARTER	40	7	14	3	4	1	12	22.8	2.5	4.7	1.09	1.6	0.07	4.3	9	15T	7	8	8	14C	21
STEPANIA	45	12	2	3	3	7	19	13.2	4.0	0.2	0.36	0.8	0.66	4.3	7C	14C	7	12C	12C	3	19C
MACK	25	4	1	2	2	1	11	13.3	1.2	0.3	0.42	0.6	0.08	3.3	10	21	12	13	9	8	38
JAMES	16	5	4	2	4	1	12	7.9	0.9	1.3	0.40	0.9	0.07	2.8	5C	6C	2C	2C	5C	4C	12C
HAMILTON	27	6	2	2	1	0	8	10.9	2.0	0.6	0.44	0.2	0.00	2.2	4C	8C	0	1C	6C	2C	8C
BROWN	12	4	0	0	2	1	3	7.0	2.0	0.0	0.00	1.0	0.33	1.0	1C	5C	1C	2C	4C	0	3C
HEAT	290	55	33	12	24	10	120	243.0	42.0	20.3	6.67	14.8	5.46	87.2	56	113	47	61	69	39	141
OPPONENTS	290	59	28	15	24	11	117	243.0	41.2	17.8	7.56	13.8	4.30	88.7	59	115	42	57	64	42	148

2000-01 SEASON

RECORD: 50-32 (2nd in Atlantic Division)
HOME: 29-12 **ROAD:** 21-20 **OVERTIME:** 6-2



Front Row (L-R): Eddie House, Anthony Carter, Assistant Coach Keith Askins, Assistant Coach/Director of Scouting Jeff Bzdelik, Assistant Head Coach Stan Van Gundy, President and Head Coach Pat Riley, Assistant Coach Bob McAdoo, Assistant Coach/Director of Player Development Marc Iavaroni, Assistant Coach/Advance Scout Erik Spoelstra, Eddie Jones, Tim Hardaway.

Back Row (L-R): Assistant Coach/Strength & Conditioning Bill Foran, Trainer/Travel Coordinator Ron Culp, Dan Majerle, Anthony Mason, Brian Grant, Don MacLean, Duane Causwell, Alonzo Mourning, Todd Fuller, A.C. Green, Cedric Ceballos, Bruce Bowen, Ricky Davis, Assistant Trainer/Assistant Strength & Conditioning Coach/Equipment Manager Jay Sabol, Neuromuscular Therapist Vinny Aquilino.

President and Head Coach: Pat Riley

Assistant Head Coach: Stan Van Gundy

Assistant Coaches: Bob McAdoo, Jeff Bzdelik, Marc Iavaroni, Erik Spoelstra, Keith Askins, Bill Foran

Team Captains: Tim Hardaway, Dan Majerle, Alonzo Mourning

CONFERENCE RECORDS

	Overall	Home	Road	Overtime
Eastern:	34-20	20-7	14-13	4-1
Western:	16-12	9-5	7-7	2-1

DIVISION RECORDS

	Overall	Home	Road	Overtime
Atlantic:	15-10	8-4	7-6	0-1
Central:	19-10	12-3	7-7	4-0
Midwest:	8-6	4-3	4-3	0-1
Pacific:	8-6	5-2	3-4	2-0

RECORDS BY MONTH

	Overall	Home	Road	Overtime
November:	6-9	4-4	2-5	1-0
December:	12-5	5-2	7-3	2-0
January:	10-4	6-0	4-4	0-0
February:	6-6	4-2	2-4	2-2
March:	9-5	6-2	3-3	1-0
April:	7-3	4-2	3-1	0-0

Playoff Results: Lost to Charlotte in the First Round (3-0)

NBA Honors: Bruce Bowen, All-Defensive Second-Team; Anthony Mason, All-Star Game; Alonzo Mourning, All-Star Game, All-Interview Second-Team; Pat Riley, Coach of the Month (December)

Home Attendance: 677,186 (16,517 average); 20 sellouts (15 @ 16,500 capacity, 5 @ 19,600 capacity)

Management

Players

14/15
Review

Records

Playoffs

History

All-Time
Roster

NBA/NBADL

Opponents

Media

2000-01 GAME BY GAME

DATE	OPPONENTS	SCORE	W/L	REC	STRK	ATTEND	HEAT HIGH SCORER	OPP. HIGH SCORER
1. 11/1	ORLANDO	105-79	W	1-0	+1	16,500	Hardaway/Jones.....17	McGrady.....16
2. 11/3	@ Charlotte	83-79	L	1-1	-1	14,016	Grant.....33	Mashburn.....30
3. 11/4	PHILADELPHIA	84-82	L	1-2	-2	16,029	Jones.....26	Iverson.....23
4. 11/10	SEATTLE	87-81	W	2-2	+1	15,083	Grant.....30	Payton.....22
5. 11/10	@ Utah	87-80	W	3-2	+2	19,093	Grant.....21	Malone.....21
6. 11/11	@ Phoenix	84-82	L	3-3	-1	18,120	Hardaway.....19	Marion.....18
7. 11/14	CHARLOTTE	*89-86	W	4-3	+1	14,983	Jones.....19	Mashburn.....31
8. 11/15	@ New Jersey	93-91	L	4-4	-1	13,504	Hardaway.....26	Marbury.....31
9. 11/17	@ Philadelphia	94-73	L	4-5	-2	20,720	Grant.....16	Iverson.....19
10. 11/18	PORTLAND	86-80	W	5-5	+1	16,500	Grant.....24	Wallace.....20
11. 11/22	CLEVELAND	86-67	L	5-6	-1	14,755	Mason.....16	Miller.....13
12. 11/24	@ Cleveland	85-80	L	5-7	-2	20,562	Jones.....19	Weatherspoon.....16
13. 11/25	HOUSTON	91-80	L	5-8	-3	15,721	Jones.....18	Mobley.....21
14. 11/28	MILWAUKEE	102-101	L	5-9	-4	14,863	Jones.....26	Hunter.....23
15. 11/29	@ New York	84-81	W	6-9	+1	19,763	Grant.....24	Spewell.....22
16. 12/1	UTAH	94-92	L	6-10	-1	15,632	Jones.....25	Malone.....27
17. 12/2	@ Washington	93-90	W	7-10	+1	20,674	Jones/Mason.....20	Strickland.....22
18. 12/5	@ Atlanta	100-92	W	8-10	+2	10,691	Jones.....18	Terry.....23
19. 12/6	DENVER	95-78	W	9-10	+3	14,463	Green.....16	McDyess.....15
20. 12/8	ATLANTA	80-76	W	10-10	+4	15,031	Jones.....22	Henderson.....22
21. 12/10	@ Sacramento	101-97	L	10-11	-1	17,317	Hardaway.....25	Webber.....19
22. 12/12	@ Denver	96-85	W	11-11	+1	12,894	Jones.....28	McDyess.....22
23. 12/13	@ L.A. Clippers	*94-88	W	12-11	+2	14,329	Mason.....24	Odum.....18
24. 12/15	@ Seattle	99-81	L	12-12	-1	17,072	Mason.....16	Payton.....25
25. 12/16	@ Golden State	93-85	W	13-12	+1	16,411	Grant.....23	Jackson.....26
26. 12/19	L.A. LAKERS	81-79	L	13-13	-1	19,600	Mason.....20	Bryant.....23
27. 12/20	@ Charlotte	65-56	L	13-14	-2	13,176	Grant/Mason.....11	Mashburn.....19
28. 12/22	CLEVELAND	103-95	W	14-14	+1	15,854	Jones.....31	Miller.....28
29. 12/23	@ New Jersey	86-80	W	15-14	+2	13,542	Jones.....31	Marbury.....37
30. 12/27	INDIANA	91-79	W	16-14	+3	16,500	Jones.....22	Rose.....13
31. 12/29	WASHINGTON	98-91	W	17-14	+4	16,025	Jones.....31	Howard.....19
32. 12/30	@ Detroit	*110-102	W	18-14	+5	15,789	Jones.....23	Stackhouse.....35
33. 1/2	@ San Antonio	80-72	L	18-15	-1	18,412	Jones.....18	Daniels.....19
34. 1/4	NEW JERSEY	81-78	W	19-15	+1	16,013	Mason.....18	Marbury.....27
35. 1/6	BOSTON	112-86	W	20-15	+2	16,122	Hardaway.....24	Walker.....26
36. 1/8	GOLDEN STATE	88-78	W	21-15	+3	15,725	Mason.....24	Jamison.....27
37. 1/10	@ Boston	88-76	L	21-16	-1	12,758	Jones.....24	Pierce.....28
38. 1/13	@ Indiana	87-71	L	21-17	-2	18,345	Mason.....24	Rose.....21
39. 1/14	CHICAGO	90-81	W	22-17	+1	16,014	Jones.....20	Brand.....25
40. 1/16	DETROIT	93-85	W	23-17	+2	16,011	Mason.....23	Stackhouse.....28
41. 1/18	@ Portland	85-74	L	23-18	-1	20,267	Jones.....22	Wells.....22
42. 1/19	@ Vancouver	97-86	W	24-18	+1	14,281	Jones.....26	Reeves.....21
43. 1/21	@ L.A. Lakers	103-92	W	25-18	+2	18,997	Jones.....26	Bryant.....34
44. 1/24	TORONTO	103-83	W	26-18	+3	16,500	Mason.....21	Carter.....21
45. 1/27	@ Orlando	81-59	W	27-18	+4	16,286	Grant.....18	McGrady.....19
46. 1/30	@ Houston	103-85	W	28-18	+5	11,754	Mason.....19	Mobley.....22
47. 2/1	@ Dallas	*95-91	L	28-19	-1	14,497	Mason.....23	Finley.....26
48. 2/2	@ Atlanta	91-80	W	29-19	+1	19,061	Jones.....24	Terry.....31
49. 2/4	NEW YORK	*103-100	L	29-20	-1	20,058	Jones/Mason.....21	Rice.....29
50. 2/6	INDIANA	102-89	W	30-20	+1	16,500	Mason.....29	Harrington.....20
51. 2/13	L.A. CLIPPERS	*101-99	W	31-20	+2	16,500	Jones.....22	Odum.....19
52. 2/15	@ Toronto	*98-91	W	32-20	+3	19,800	Hardaway/Jones.....18	Carter.....28
53. 2/17	@ Chicago	89-82	L	32-21	-1	21,876	Grant.....20	Mercer.....27
54. 2/20	@ New York	76-74	L	32-22	-2	19,763	Mason.....17	Spewell.....17
55. 2/21	PHOENIX	100-85	L	32-23	-3	16,500	Grant.....21	Robinson.....25
56. 2/24	NEW JERSEY	75-70	W	33-23	+1	16,500	Grant.....21	Newman.....17
57. 2/27	WASHINGTON	103-95	W	34-23	+2	15,623	Grant.....26	Richmond.....20
58. 2/28	@ Philadelphia	79-69	L	34-24	-1	20,562	Jones.....22	Iverson.....27
59. 3/2	@ Detroit	*97-93	W	35-24	+1	15,454	Jones.....25	Atkins.....36
60. 3/4	@ Cleveland	91-79	W	36-24	+2	14,078	Mason.....23	Miller/Murray.....14
61. 3/5	DETROIT	87-84	W	37-24	+3	15,812	Grant.....20	Stackhouse.....32
62. 3/7	DALLAS	93-86	L	37-25	-1	15,864	Mason.....25	Nowitzki.....29
63. 3/9	MINNESOTA	86-79	W	38-25	+1	16,500	Mason.....22	Szczerbiak.....19
64. 3/11	@ New York	86-83	L	38-26	-1	19,763	Grant.....22	Spewell/Thomas.....16
65. 3/12	@ Minnesota	94-77	L	38-27	-2	17,882	Grant.....24	Garnett.....24
66. 3/14	SACRAMENTO	114-104	W	39-27	+1	19,600	Mason.....25	Webber.....26
67. 3/17	VANCOUVER	95-81	W	40-27	+2	16,500	Mason.....18	Abdur-Rahim.....20
68. 3/21	CHICAGO	109-81	W	41-27	+3	16,383	Grant.....22	Crawford.....17
69. 3/25	SAN ANTONIO	88-83	W	42-27	+4	16,500	Hardaway.....25	Duncan.....26
70. 3/27	TORONTO	101-92	L	42-28	-1	18,221	Mason.....23	Carter.....38
71. 3/29	@ Milwaukee	104-96	L	42-29	-2	18,574	Hardaway.....25	Robinson.....27
72. 3/31	@ Chicago	97-90	W	43-29	+1	22,301	Hardaway.....21	Brand.....20
73. 4/3	BOSTON	82-77	L	43-30	-1	16,500	Mason.....16	Pierce.....33
74. 4/4	@ Washington	86-84	W	44-30	+1	12,904	Grant/Mourning.....16	Alexander.....25
75. 4/6	CHARLOTTE	81-76	W	45-30	+2	16,500	Mason.....22	Mashburn.....20
76. 4/8	NEW YORK	81-76	W	46-30	+3	20,103	Hardaway.....25	Camby.....23
77. 4/10	PHILADELPHIA	83-81	W	47-30	+4	20,098	Mourning.....20	Iverson.....41
78. 4/11	@ Boston	102-87	W	48-30	+5	17,121	Mason.....23	Pierce.....41
79. 4/13	@ Toronto	94-82	L	48-31	-1	20,104	Carter.....17	Carter.....27
80. 4/15	ORLANDO	90-73	L	48-32	-2	16,500	Mason.....20	McGrady.....24
81. 4/17	MILWAUKEE	91-89	W	49-32	+1	16,500	Mourning.....25	Robinson.....22
82. 4/18	@ Orlando	103-91	W	50-32	+2	16,377	Jones.....22	Miller.....20

(*Overtime)

FINAL 2000-01 STATISTICS (50-32)

PLAYER	G	GS	MIN	-FIELD GOALS-			-3-POINT FG-			-FREE THROWS-			-REBOUNDS-			AST	PF	DQ	STL	TO	BLK	PTS	AVG
				FG	FGA	PCT	FG	FGA	PCT	FT	FTA	PCT	OFF	DEF	TOT								
JONES	63	58	2282	388	871	.445	90	238	.378	228	270	.844	75	217	292	171	183	5	110	135	58	1094	17.4
MASON	80	80	3254	460	954	.482	0	0	.000	370	474	.781	169	601	770	248	231	5	80	179	25	1290	16.1
GRANT	82	79	2771	484	1010	.479	0	1	.000	282	354	.797	217	501	718	101	293	5	60	170	71	1250	15.2
HARDAWAY	77	77	2613	408	1042	.392	189	517	.366	145	181	.801	26	178	204	483	155	1	90	189	6	1150	14.9
MOURNING	13	3	306	73	141	.518	0	1	.000	31	55	.564	35	66	101	12	24	0	4	28	31	177	13.6
BOWEN	82	72	2685	211	581	.363	103	307	.336	98	161	.609	45	200	245	132	269	8	83	74	53	623	7.6
CEBALLOS (TOT)	40	0	559	101	229	.441	22	73	.301	37	43	.860	34	72	106	20	61	0	16	32	7	261	6.5
CEBALLOS (MIA)	27	0	393	73	158	.462	11	33	.333	29	33	.879	27	53	80	13	42	0	10	23	4	186	6.9
CARTER	72	6	1630	195	480	.406	6	40	.150	65	103	.631	46	134	180	268	154	1	73	119	10	461	6.4
MAJERLE	53	19	1306	87	259	.336	57	181	.315	36	44	.818	20	146	166	88	98	0	53	35	15	267	5.0
HOUSE	50	0	550	104	247	.421	19	55	.345	24	35	.686	5	37	42	52	58	0	13	35	0	251	5.0
DAVIS	7	0	70	12	29	.414	1	1	1.000	7	8	.875	1	6	7	11	7	0	5	5	2	32	4.6
GREEN	82	1	1411	144	324	.444	0	6	.000	79	111	.712	107	206	313	39	119	0	30	45	8	367	4.5
MacLEAN	8	1	76	10	20	.500	2	2	1.000	9	12	.750	7	11	18	4	9	0	5	10	1	31	3.9
FULLER	10	0	77	10	35	.286	0	0	.000	8	8	1.000	7	11	18	1	10	0	3	3	2	28	2.8
CAUSWELL	31	14	384	32	85	.376	0	0	.000	12	25	.480	23	60	83	5	67	0	8	23	18	76	2.5
ROBINSON	6	0	72	3	22	.136	0	2	.000	0	0	.000	3	8	11	2	7	0	6	3	0	6	1.0
HEAT	82	—	19880	2694	6258	.430	478	1384	.345	1423	1874	.759	813	2435	3248	1630	1726	25	633	1122	304	7289	88.9
OPPONENTS	82	—	19880	2701	6261	.431	360	1087	.331	1339	1818	.737	914	2528	3442	1421	1824	23	598	1275	424	7101	86.6

DUNKS:

Miami-187 (Grant-70; Jones-36; Mourning-22; Bowen-16; Carter-10; Mason-10; Ceballos-7; Causwell-5; Green-5; Davis-2; Fuller-2; Majerle-1; Robinson-1)
Opponents-215

TECHNICAL FOULS:

Miami-82 (Mason-15; Riley-13; Hardaway-10; Grant-7; Bowen-3; Mourning-3; Carter-2; Causwell-2; Ceballos-1; Green-1; Jones-1; Van Gundy-1; Illegal Defense-22; Excessive timeouts-1)
Opponents-64 (Includes 18 for Illegal Defense and one for Delay of Game)

EJECTIONS:

Miami-2 (Hardaway-1; Riley-1)
Opponents-5

PLAYER	— SINGLE-GAME HIGHS —							— AVERAGE PER GAME —							— CAREER HIGHS (C=SET, T=TIED THIS SEASON) —						
	MIN	REB	AST	ST	TO	BLK	PTS	MIN	REB	AST	STL	TO	BLK	PTS	FG	FGA	FT	FTA	REB	AST	PTS
JONES	49	12	7	6	6	4	31	36.2	4.6	2.7	1.75	2.1	0.92	17.4	14	24	15	17	13	12	35
MASON	51	18	9	4	7	2	29	40.7	9.6	3.1	1.00	2.2	0.31	16.1	12T	21T	15	16C	22	12	31
GRANT	49	21	5	5	6	6	33	33.8	8.8	1.2	0.73	2.1	0.87	15.2	14	23C	14	17	24	6	34
HARDAWAY	44	7	12	4	6	1	26	33.9	2.6	6.3	1.17	2.5	0.08	14.9	17	33	15	19	11	22	45
MOURNING	33	16	3	1	4	5	25	23.5	7.8	0.9	0.31	2.2	2.38	13.6	19	34	17	24	22	7	50
BOWEN	46	8	5	6	4	4	20	32.7	3.0	1.6	1.01	0.9	0.65	7.6	7C	16C	6T	9	9	5T	20C
CEBALLOS (TOT)	26	12	4	2	3	1	21	14.0	2.7	0.5	0.40	0.8	0.17	6.5	21	31	17	20	17	7	50
CEBALLOS (MIA)	26	12	4	2	3	1	21	14.6	3.0	0.5	0.37	0.9	0.15	6.9							
CARTER	43	7	10	5	5	2	19	22.6	2.5	3.7	1.01	1.7	0.14	6.4	9T	15	7	8T	8	13	21
MAJERLE	42	8	5	4	3	3	13	24.6	3.1	1.7	1.00	0.7	0.28	5.0	15	27	14	15	15	13	37
HOUSE	35	5	8	2	4	0	23	11.0	0.8	1.0	0.26	0.7	0.00	5.0	10C	17C	3C	4C	5C	8C	23C
DAVIS	23	3	6	3	2	1	11	10.0	1.0	1.6	0.71	0.7	0.29	4.6	12	20	8	9	9	6C	32
GREEN	38	14	5	3	5	2	19	17.2	3.8	0.5	0.37	0.5	0.10	4.5	14	23	17	21	20	8	35
MacLEAN	22	5	1	2	5	1	16	9.5	2.3	0.5	0.63	1.3	0.13	3.9	14	27	13	16	15	7	38
FULLER	18	5	1	2	1	1	12	7.7	1.8	0.1	0.30	0.3	0.20	2.8	7	14	10	10	15	3	18
CAUSWELL	36	9	2	1	2	2	9	12.4	2.7	0.2	0.26	0.7	0.58	2.5	10	17	8	12	16	5	22
ROBINSON	20	3	1	2	0	2		12.0	1.8	0.3	1.00	0.5	0.00	1.0	1C	8C	0	0	3C	1C	2C
HEAT	265	53	33	15	23	10	114	242.4	39.6	19.9	7.72	13.7	3.71	88.9	56	113	47	61	69	39	141
OPPONENTS	265	56	31	14	29	10	104	242.4	42.0	17.3	7.29	15.5	5.17	86.6	59	115	42	57	64	42	148

1999-00 SEASON

RECORD: 52-30 (Atlantic Division Champions)
HOME: 33-8 **ROAD:** 19-22 **OVERTIME:** 4-1



Front Row (L-R): Anthony Carter, Voshon Lenard, Assistant Coach Keith Askins, Assistant Coach/Director of Scouting Jeff Bzdelik, Assistant Head Coach Stan Van Gundy, President and Head Coach Pat Riley, Assistant Coach Bob McAdoo, Assistant Coach/Director of Player Development Marc Iavaroni, Assistant Coach/Advancement Scout Erik Spoelstra, Dan Majerle, Tim Hardaway.

Back Row (L-R): Assistant Trainer/Assistant Strength & Conditioning Coach/Equipment Manager Jay Sabol, Trainer/Travel Coordinator Ron Culp, Tim James, Bruce Bowen, Harold Jamison, Otis Thorpe, P.J. Brown, Alonzo Mourning, Duane Causwell, Mark Strickland, Jamal Mashburn, Clarence Weatherspoon, Rodney Buford, Assistant Coach/Strength & Conditioning Bill Foran.

President and Head Coach: Pat Riley

Assistant Head Coach: Stan Van Gundy

Assistant Coaches: Bob McAdoo, Jeff Bzdelik, Marc Iavaroni, Erik Spoelstra, Keith Askins, Bill Foran

Team Captains: P.J. Brown, Alonzo Mourning, Otis Thorpe

CONFERENCE RECORDS

	Overall	Home	Road	Overtime
Eastern:	34-20	22-5	12-15	4-1
Western:	18-10	11-3	7-7	0-0

DIVISION RECORDS

	Overall	Home	Road	Overtime
Atlantic:	18-6	11-1	7-5	2-0
Central:	16-14	11-4	5-10	2-1
Midwest:	10-4	6-1	4-3	0-0
Pacific:	8-6	5-2	3-4	0-0

RECORDS BY MONTH

	Overall	Home	Road	Overtime
November:	11-3	7-1	4-2	1-0
December:	8-6	3-2	5-4	0-0
January:	8-7	5-3	3-4	1-1
February:	9-5	6-0	3-5	0-0
March:	9-5	6-1	3-4	1-0
April:	7-4	6-1	1-3	1-0

Playoff Results: Defeated Detroit in the First Round (3-0); Lost to New York in the Eastern Conference Semifinals (4-3)

NBA Honors: Alonzo Mourning, Defensive Player of the Year, All-Defensive First-Team, All-NBA Second-Team, All-Star Game, NBA Player of the Month (December), NBA Player of the Week (weeks ending: Dec. 13, 1999; Apr. 10, 2000)

Total Home Attendance: 707,325 (17,252 average); 15 sellouts

Miami Arena Attendance: 192,841 (14,834 average/15,200 capacity); 5 sellouts

AmericanAirlines Arena Attendance: 514,484 (18,374 average/19,600 capacity); 10 sellouts

1999-00 GAME BY GAME

DATE	OPPONENTS	SCORE	W/L	REC	STRK	ATTEND	HEAT HIGH SCORER	OPP. HIGH SCORER
1. 11/2	DETROIT	**128-122	W	1-0	+1	14,623	Hardaway32	Hill41
2. 11/4	@ Toronto	97-86	L	1-1	-1	16,389	Mourning18	Christie28
3. 11/5	@ Chicago	105-87	W	2-1	+1	21,972	Lenard22	Kucok25
4. 11/9	INDIANA	113-101	W	3-1	+2	15,200	Mourning33	Rose17
5. 11/11	DALLAS	128-105	W	4-1	+3	14,683	Mashburn34	Nowitzki23
6. 11/12	@ Washington	104-95	W	5-1	+4	13,941	Mourning25	Murray15
7. 11/14	@ New York	94-88	W	6-1	+5	19,763	Mourning25	Camby22
8. 11/16	PORTLAND	101-96	L	6-2	-1	15,200	Mourning23	Wallace22
9. 11/17	@ Philadelphia	98-93	W	7-2	+1	15,671	Mourning27	Lynch26
10. 11/20	BOSTON	110-92	W	8-2	+2	15,200	Mashburn23	Walker18
11. 11/23	@ Atlanta	113-106	L	8-3	-1	11,279	Mourning26	Rider32
12. 11/24	ATLANTA	93-91	W	9-3	+1	14,554	Mourning23	Rider28
13. 11/27	WASHINGTON	89-86	W	10-3	+2	14,621	Mourning30	Richmond30
14. 11/29	SACRAMENTO	98-88	W	11-3	+3	14,723	Mashburn22	Webber18
15. 12/1	PHILADELPHIA	90-83	W	12-3	+4	14,513	Mourning28	Hill/McKie20
16. 12/3	@ Boston	96-84	L	12-4	-1	15,954	Lenard23	Pierce26
17. 12/6	@ L.A. Clippers	99-91	W	13-4	+1	10,194	Mourning25	Odom20
18. 12/7	@ Portland	86-76	W	14-4	+2	20,317	Mourning17	Anthony19
19. 12/10	@ Sacramento	107-97	W	15-4	+3	17,317	Mourning37	Webber26
20. 12/11	@ Seattle	92-88	L	15-5	-1	15,141	Mourning23	Payton26
21. 12/14	@ Golden State	102-97	L	15-6	-2	11,083	Mourning26	Mills23
22. 12/16	MILWAUKEE	96-95	L	15-7	-3	14,503	Lenard29	Allen28
23. 12/18	CHARLOTTE	106-89	L	15-8	-4	14,621	Mourning18	Jones24
24. 12/20	@ Dallas	92-89	W	16-8	+1	14,049	Brown25	Trent22
25. 12/22	UTAH	74-72	W	17-8	+2	15,200	Mourning17	Malone21
26. 12/26	@ Milwaukee	93-85	L	17-9	-1	15,075	Mourning25	Robinson30
27. 12/28	MINNESOTA	89-78	W	18-9	+1	15,200	Mourning30	Garrett16
28. 12/29	@ Orlando	109-106	W	19-9	+2	15,645	Mourning28	Abdul-Wahad/Gatling21
29. 1/2	ORLANDO	*111-103	W	20-9	+3	19,600	Lenard24	Abdul-Wahad22
30. 1/4	VANCOUVER	91-87	L	20-10	-1	19,035	Mashburn21	Bibby22
31. 1/6	HOUSTON	111-99	W	21-10	+1	19,600	Mourning28	Francis22
32. 1/8	NEW JERSEY	90-89	L	21-11	-1	19,036	Mourning23	Marbury20
33. 1/11	@ Minnesota	116-106	W	22-11	+1	15,121	Majerle33	Garrett35
34. 1/13	@ Utah	93-83	L	22-12	-1	19,543	Mourning27	Russell19
35. 1/14	@ Denver	92-87	W	23-12	+1	15,730	Mourning28	McDyess26
36. 1/16	@ Vancouver	94-83	W	24-12	+2	15,456	Mourning27	Dickerson23
37. 1/18	CHICAGO	*92-85	L	24-13	-1	19,344	Carter/Mourning20	Brand24
38. 1/21	ATLANTA	101-79	W	25-13	+1	19,600	Mashburn28	Jackson18
39. 1/23	@ Houston	101-88	L	25-14	-1	15,292	Mourning23	Bullard24
40. 1/25	BOSTON	115-89	W	26-14	+1	19,026	Lenard21	Walker28
41. 1/28	@ Toronto	108-93	L	26-15	-1	19,800	Mourning26	Carter23
42. 1/29	@ Indiana	94-84	L	26-16	-2	18,345	Mourning24	Miller30
43. 1/31	DETROIT	104-82	W	27-16	+1	19,128	Mashburn23	Stackhouse17
44. 2/2	@ Boston	105-103	W	28-16	+2	15,411	Mashburn/Mourning23	Walker35
45. 2/4	WASHINGTON	99-92	W	29-16	+3	19,231	Mourning32	Richmond21
46. 2/6	@ New York	94-80	L	29-17	-1	19,763	Hardaway23	Ewing/Houston25
47. 2/9	GOLDEN STATE	115-100	W	30-17	+1	16,133	Mashburn26	Blaylock/Jamison17
48. 2/15	L.A. CLIPPERS	107-88	W	31-17	+2	15,703	Mashburn26	Murdoch/Piatkowski15
49. 2/17	@ Chicago	83-76	L	31-18	-1	22,207	Mourning15	Brand26
50. 2/18	@ New Jersey	91-84	L	31-19	-2	16,494	Hardaway18	Van Horn19
51. 2/20	@ Charlotte	85-80	W	32-19	+1	21,359	Hardaway23	Jones18
52. 2/21	@ Detroit	95-87	L	33-19	-1	15,413	Mourning20	Hill26
53. 2/23	NEW JERSEY	99-85	W	33-20	+1	16,235	Mourning43	Kittles24
54. 2/25	CLEVELAND	87-82	W	34-20	+2	18,504	Mashburn18	Murray28
55. 2/26	@ Washington	98-88	W	35-20	+3	20,674	Mourning28	Murray20
56. 2/28	NEW YORK	85-76	W	36-20	+4	19,708	Mashburn24	Johnson20
57. 2/29	@ San Antonio	93-69	L	36-21	-1	18,629	Brown16	Robinson19
58. 3/2	SEATTLE	101-83	W	37-21	+1	18,859	Mashburn29	Patterson24
59. 3/5	@ L.A. Lakers	93-80	L	37-22	-1	18,997	Mourning21	Rice23
60. 3/6	@ Phoenix	101-92	L	37-23	-2	19,023	Mourning25	Hardaway28
61. 3/10	DENVER	96-88	W	38-23	+1	19,016	Mourning28	Clark28
62. 3/12	@ Indiana	105-96	W	39-23	+2	18,345	Mourning35	Miller26
63. 3/14	MILWAUKEE	108-104	W	40-23	+3	15,836	Mashburn28	Allen26
64. 3/16	PHILADELPHIA	92-77	W	41-23	+4	19,600	Mourning21	Ratliff26
65. 3/18	@ Cleveland	*92-90	W	42-23	+5	20,562	Mashburn29	Kemp22
66. 3/20	L.A. LAKERS	100-89	L	42-24	-1	20,075	Mourning33	O'Neal/Rice28
67. 3/21	@ Atlanta	82-77	L	42-25	-2	10,175	Mashburn20	Henderson/Jackson15
68. 3/24	@ Milwaukee	99-87	W	43-25	+1	17,597	Mourning24	Allen36
69. 3/26	@ Orlando	94-69	L	43-26	-1	13,505	Mourning14	Garrity20
70. 3/28	PHOENIX	81-78	W	44-26	+1	15,923	Hardaway/Mourning20	Rogers22
71. 3/30	CHICAGO	105-80	W	45-26	+2	15,886	Hardaway16	Brand17
72. 4/2	SAN ANTONIO	88-84	W	46-26	+3	19,600	Mashburn26	Robinson28
73. 4/4	CLEVELAND	111-85	W	47-26	+4	15,625	Mashburn17	Person14
74. 4/6	CHARLOTTE	76-70	W	48-26	+5	15,803	Mourning26	Mason14
75. 4/7	@ New Jersey	103-85	W	49-26	+6	16,039	Mashburn21	Gill/Perry18
76. 4/9	NEW YORK	*95-94	W	50-26	+7	19,600	Mourning33	Houston23
77. 4/10	@ Philadelphia	96-80	L	50-27	-1	20,374	Mashburn16	Iverson33
78. 4/12	@ Detroit	90-73	L	50-28	-2	17,388	Mashburn22	Stackhouse29
79. 4/14	INDIANA	105-101	L	50-29	-3	19,821	Mourning28	Miller26
80. 4/16	ORLANDO	95-84	W	51-29	+1	19,247	Mourning18	Armstrong16
81. 4/18	TORONTO	97-73	W	52-29	+2	19,710	Carter17	Carter17
82. 4/19	@ Charlotte	83-73	L	52-30	-1	18,838	Carter16	Jones/Mason14

(*Overtime **Double Overtime)

Management

Players

Review

Records

Playoffs

History

All-Time Roster

NBA/NBADL

Opponents

Media

FINAL 1999-00 STATISTICS (52-30)

Atlantic Division Champions

PLAYER	G	GS	MIN	-FIELD GOALS-		PCT	-3-POINT FG-		PCT	-FREE THROWS-		PCT	-REBOUNDS-			AST	PF	DQ	STL	TO	BLK	PTS	AVG
				FG	FGA		FG	FGA		FT	FTA		OFF	DEF	TOT								
MOURNING	79	78	2748	652	1184	.551	0	4	.000	414	582	.711	215	538	753	123	308	8	40	217	294	1718	21.7
MASHBURN	76	76	2828	515	1158	.445	112	278	.403	186	239	.778	64	317	381	298	215	3	79	180	14	1328	17.5
HARDAWAY	52	52	1672	246	638	.386	94	256	.367	110	133	.827	25	125	150	385	112	0	49	119	4	696	13.4
LENARD	53	13	1434	228	560	.407	89	228	.390	84	106	.792	37	116	153	136	127	2	41	80	15	629	11.9
BROWN	80	80	2302	322	671	.480	0	1	.000	120	159	.755	216	384	600	145	264	4	65	100	61	764	9.6
MAJERLE	69	69	2308	170	422	.403	110	304	.362	56	69	.812	27	306	333	206	156	1	89	62	17	506	7.3
WEATHERSPOON	78	2	1615	215	419	.513	0	0	.000	135	183	.738	128	321	449	93	165	1	51	100	49	565	7.2
CARTER	79	30	1859	201	509	.395	3	23	.130	93	124	.750	48	151	199	378	167	0	93	173	5	498	6.3
THORPE	51	1	777	125	243	.514	0	3	.000	29	48	.604	56	110	166	33	136	4	26	59	9	279	5.5
STRICKLAND	58	5	663	122	224	.545	0	0	.000	40	56	.714	44	96	140	22	68	0	15	24	18	284	4.9
BUFORD	34	0	386	62	151	.411	7	29	.241	16	22	.727	10	38	48	21	44	0	10	9	8	147	4.3
BOWEN (TOT)	69	2	878	72	194	.371	27	58	.466	25	43	.581	27	69	96	34	118	0	23	19	15	196	2.8
BOWEN (MIA)	27	2	567	46	121	.380	26	56	.464	19	31	.613	13	47	60	18	81	0	14	14	10	137	5.1
WALTERS	33	0	389	38	91	.418	5	20	.250	12	16	.750	8	28	36	65	44	0	6	29	0	93	2.8
JAMES	4	0	23	5	14	.357	0	0	.000	1	3	.333	3	1	4	2	1	0	0	2	3	11	2.8
CAUSWELL	25	2	185	20	37	.541	0	0	.000	26	38	.684	11	36	47	2	42	0	2	10	16	66	2.6
JAMISON	12	0	74	7	20	.350	0	0	.000	4	18	.222	16	5	21	4	17	0	2	4	1	18	1.5
HEAT	82	—	19830	2974	6462	.460	446	1202	.371	1345	1827	.736	921	2619	3540	1931	1947	23	582	1231	524	7739	94.4
OPPONENTS	82	—	19830	2782	6595	.422	408	1130	.361	1512	2022	.748	974	2341	3315	1582	1795	12	621	1150	364	7484	91.3

DUNKS:

Miami-354 (Mourning-169; Weatherspoon-54; Strickland-47; Brown-38; Thorpe-12; Buford-11; Mashburn-8; Carter-4; Causwell-4; Bowen-2; Jamison-2; Majerle-2; Lenard-1)

Opponents-217

TECHNICAL FOULS:

Miami-44 (Hardaway-4; Mourning-4; Riley-4; Mashburn-3; Walters-2; Carter-1; Causwell-1; Lenard-1; Strickland-1; Illegal Defense-23)

Opponents-46 (Includes 6 for Illegal Defense)

EJECTIONS:

Miami-1 (Carter)

Opponents-6

PLAYER	— SINGLE-GAME HIGHS —							— AVERAGE PER GAME —							— CAREER HIGHS (G=SET, T=TIED THIS SEASON) —						
	MIN	REB	AST	ST	TO	BLK	PTS	MIN	REB	AST	STL	TO	BLK	PTS	FG	FGA	FT	FTA	REB	AST	PTS
MOURNING	47	18	4	2	7	9	43	34.8	9.5	1.6	0.51	2.7	3.72	21.7	19	34	17C	24C	22	7	50
MASHBURN	50	11	10	5	7	1	34	37.2	5.0	3.9	1.04	2.4	0.18	17.5	19	37	15	18	13	10C	50
HARDAWAY	46	9	14	3	7	1	32	32.2	2.9	7.4	0.94	2.3	0.08	13.4	17	33	15	19	11	22	45
LENARD	42	9	7	3	5	2	29	27.1	2.9	2.6	0.77	1.5	0.28	11.9	13	21	9	10C	10	8	38
BROWN	41	15	5	3	6	4	25	28.8	7.5	1.8	0.81	1.3	0.76	9.6	13	18	9	10	20	8	30
MAJERLE	44	12	7	5	4	2	33	33.4	4.8	3.0	1.29	0.9	0.25	7.3	15	27	14	15	15	13	37
WEATHERSPOON	39	16	4	2	5	3	15	20.7	5.8	1.2	0.65	1.3	0.63	7.2	14	26	12	19	23	13	35
CARTER	45	8	13	4	5	1	21	23.5	2.5	4.8	1.18	2.2	0.06	6.3	9C	15C	7C	8C	8C	13C	21C
THORPE	25	10	2	3	3	2	17	15.2	3.3	0.6	0.51	1.2	0.18	5.5	15	27	14	19	26	11	40
STRICKLAND	23	9	3	3	2	2	13	11.4	2.4	0.4	0.26	0.4	0.31	4.9	11	18	6	8	13	4	23
BUFORD	26	6	5	3	2	2	17	11.4	1.4	0.6	0.29	0.3	0.24	4.3	8C	13C	4C	5C	6C	5C	17C
BOWEN (TOT)	37	6	3	3	3	2	16	12.7	1.4	0.5	0.33	0.3	0.22	2.8	6T	12	6	9	9	5	16T
BOWEN (MIA)	37	6	2	3	3	2	16	21.0	2.2	0.7	0.52	0.5	0.37	5.1							
WALTERS	28	3	8	1	3	0	10	11.8	1.1	2.0	0.18	0.9	0.00	2.8	11	17	8	8	9	12	27
JAMES	7	2	1	0	1	2	4	5.8	1.0	0.5	0.00	0.5	0.75	2.8	2C	5C	1C	2C	2C	1C	4C
CAUSWELL	22	6	1	1	2	3	13	7.4	1.9	0.1	0.08	0.4	0.64	2.6	10	17	8	12	16	5	22
JAMISON	17	8	1	1	2	1	6	6.2	1.8	0.3	0.17	0.3	0.08	1.5	3C	5C	2C	4C	8C	1C	6C
HEAT	290	66	38	17	25	15	128	241.8	43.2	23.5	7.10	15.0	6.39	94.4	56	113	47	61	69	39	141
OPPONENTS	290	63	33	14	25	14	122	241.8	40.4	19.3	7.57	14.0	4.44	91.3	59	115	42	57	64	42	148

1998-99 SEASON

RECORD: 33-17 (Atlantic Division Champions)
HOME: 18-7 **ROAD:** 15-10 **OVERTIME:** 1-0



Front Row (L-R): Voshon Lenard, Rex Walters, Trainer Ron Culp, Assistant Coach Jeff Bzdelik, Assistant Head Coach Stan Van Gundy, President and Head Coach Pat Riley, Assistant Coach Bob McAdoo, Assistant Coach Tony Fiorentino, Assistant Coach/Video Coordinator Erik Spoelstra, Terry Porter, Tim Hardaway.

Back Row (L-R): Assistant Trainer/Assistant Strength & Conditioning Coach/Equipment Manager Jay Sabol, Blue Edwards, Clarence Weatherspoon, Keith Askins, Terry Mills, Marty Conlon, Duane Causwell, Alonzo Mourning, P.J. Brown, Mark Strickland, Jamal Mashburn, Dan Majerle, Assistant Coach/Strength & Conditioning Bill Foran.

President and Head Coach: Pat Riley

Assistant Head Coach: Stan Van Gundy

Assistant Coaches: Bob McAdoo, Tony Fiorentino, Jeff Bzdelik, Erik Spoelstra, Bill Foran

Team Captains: Keith Askins, Tim Hardaway, Alonzo Mourning

CONFERENCE RECORDS

	Overall	Home	Road	Overtime
Eastern:	30-15	15-7	15-8	1-0
Western:	3-2	3-0	0-2	0-0

DIVISION RECORDS

	Overall	Home	Road	Overtime
Atlantic:	12-8	6-4	6-4	1-0
Central:	18-7	9-3	9-4	0-0
Midwest:	3-2	3-0	0-2	0-0
Pacific:	0-0	0-0	0-0	0-0

RECORDS BY MONTH

	Overall	Home	Road	Overtime
February:	9-4	4-2	5-2	0-0
March:	10-5	7-1	3-4	1-0
April:	12-6	5-3	7-3	0-0
May:	2-2	2-1	0-1	0-0

Playoff Results: Lost to New York in the First Round (3-2)

NBA Honors: P.J. Brown, All-Defensive Second Team; Tim Hardaway, All-NBA Second Team; Alonzo Mourning, All-NBA First Team, Defensive Player of the Year, All-Defensive First Team, NBA Player of the Week (week ending: Mar. 14, 1999)

Home Attendance: 378,813 (15,153 average/15,200 capacity); 21 sellouts

1998-99 GAME BY GAME

DATE	OPPONENTS	SCORE	W/L	REC	STRK	ATTEND	HEAT HIGH SCORER	OPP. HIGH SCORER
1. 2/5	DETROIT	95-81	L	0-1	-1	15,200	Mashburn.....19	Stackhouse.....24
2. 2/7	@ New York	83-79	W	1-1	+1	19,763	Mashburn.....23	Ewing.....24
3. 2/8	@ Charlotte	94-91	L	1-2	-1	18,044	Hardaway.....32	Reid.....19
4. 2/9	BOSTON	108-101	L	1-3	-2	15,200	Hardaway.....24	Walker.....31
5. 2/11	TORONTO	102-84	W	2-3	+1	14,832	Hardaway.....27	Christie.....20
6. 2/15	NEW JERSEY	95-72	W	3-3	+2	15,200	Mourning.....34	Van Horn.....19
7. 2/16	@ Indiana	89-78	W	4-3	+3	15,812	Brown.....22	Mullin.....16
8. 2/17	@ Detroit	91-80	W	5-3	+4	17,225	Hardaway.....29	Hill.....22
9. 2/20	HOUSTON	81-71	W	6-3	+5	15,200	Brown.....24	Harrington.....17
10. 2/23	@ Washington	96-80	W	7-3	+6	12,879	Mourning.....29	Richmond.....25
11. 2/24	@ Charlotte	91-83	W	8-3	+7	17,828	Mourning.....20	Phills.....20
12. 2/26	@ Detroit	95-93	L	8-4	-1	20,083	Mourning.....29	Hill.....22
13. 2/28	ORLANDO	84-78	W	9-4	+1	15,200	Mourning.....24	Anderson.....25
14. 3/2	NEW YORK	*85-84	W	10-4	+2	15,200	Mourning.....28	Ewing.....31
15. 3/4	DENVER	95-87	W	11-4	+3	14,834	Mourning.....27	Williams.....21
16. 3/5	@ Philadelphia	89-78	W	12-4	+4	19,949	Hardaway.....26	Iverson.....34
17. 3/7	@ Indiana	85-72	L	12-5	-1	16,703	Mourning.....17	Miller.....16
18. 3/8	PHILADELPHIA	91-89	W	13-5	+1	15,200	Porter.....20	Iverson.....28
19. 3/10	ATLANTA	88-78	W	14-5	+2	15,200	Hardaway.....21	Crawford.....14
20. 3/11	TORONTO	83-73	W	15-5	+3	14,911	Mourning.....23	Wallace.....20
21. 3/14	NEW JERSEY	102-76	W	16-5	+4	15,036	Mourning.....25	Marbury.....21
22. 3/16	WASHINGTON	94-85	W	17-5	+5	15,200	Hardaway.....24	Richmond.....22
23. 3/17	@ Atlanta	86-85	W	18-5	+6	16,117	Hardaway.....24	Smith.....22
24. 3/20	INDIANA	94-89	L	18-6	-1	15,200	Hardaway.....28	A. Davis/Mullin.....17
25. 3/23	@ Utah	84-81	L	18-7	-2	19,911	Hardaway.....30	Malone.....23
26. 3/24	@ Milwaukee	84-76	W	19-7	+1	17,126	Hardaway.....22	Robinson.....17
27. 3/26	@ Minnesota	100-93	L	19-8	-1	19,006	Mourning.....28	Garnett.....19
28. 3/28	@ Orlando	94-87	L	19-9	-2	17,248	Mourning.....24	Armstrong.....25
29. 4/1	PHILADELPHIA	88-84	L	19-10	-3	15,200	Mourning.....20	Geiger.....25
30. 4/3	@ New Jersey	88-77	L	19-11	-4	18,114	Mourning.....23	Van Horn.....27
31. 4/4	@ Washington	90-79	W	20-11	+1	14,951	Mourning.....24	Howard.....20
32. 4/6	@ Toronto	92-70	W	21-11	+2	19,209	Mourning.....20	McGrady.....12
33. 4/7	DALLAS	93-87	W	22-11	+3	15,200	Brown.....23	Trent.....27
34. 4/10	@ Chicago	82-49	W	23-11	+4	22,508	Hardaway.....22	David.....13
35. 4/11	MILWAUKEE	95-92	W	24-11	+5	15,200	Mashburn.....25	Allen.....25
36. 4/13	CHICAGO	90-74	W	25-11	+6	15,200	Mourning.....19	Kukoc.....25
37. 4/14	@ Milwaukee	98-86	L	25-12	-1	14,395	Mourning.....30	Allen.....31
38. 4/16	@ Boston	82-81	L	25-13	-2	18,624	Hardaway.....19	Walker.....29
39. 4/18	INDIANA	92-88	W	26-13	+1	15,200	Mourning.....24	A. Davis.....18
40. 4/19	@ Cleveland	94-87	W	27-13	+2	13,111	Mashburn.....23	Kemp.....32
41. 4/21	CLEVELAND	93-80	W	28-13	+3	15,200	Mashburn.....19	Ferry/Stack.....11
42. 4/22	@ Orlando	75-70	W	29-13	+4	17,248	Mourning.....18	Anderson.....14
43. 4/25	NEW YORK	82-80	L	29-14	-1	15,200	Mourning.....29	Johnson.....23
44. 4/26	@ Cleveland	90-65	W	30-14	+1	13,857	Mourning.....23	Anderson.....14
45. 4/27	@ New Jersey	95-76	W	31-14	+2	15,883	Mashburn.....16	Carr.....18
46. 4/29	BOSTON	107-96	L	31-15	-1	15,200	Weatherspoon.....19	Pierce.....31
47. 5/1	CHICAGO	101-86	L	31-16	-2	15,200	Hardaway.....20	Harper.....25
48. 5/2	CHARLOTTE	100-93	W	32-16	+1	15,200	Mashburn.....20	Jones.....23
49. 5/4	ATLANTA	93-79	W	33-16	+2	15,200	Mashburn.....18	Smith.....21
50. 5/5	@ New York	106-88	L	33-17	-1	19,763	Brown.....18	Camby.....22

(* Overtime)

FINAL 1998-99 STATISTICS (33-17)

Atlantic Division Champions

PLAYER	G	GS	MIN	-FIELD GOALS-			-3-POINT FG-			-FREE THROWS-			-REBOUNDS-			AST	PF	DQ	STL	TO	BLK	PTS	AVG
				FG	FGA	PCT	FG	FGA	PCT	FT	FTA	PCT	OFF	DEF	TOT								
MOURNING	46	46	1753	324	634	.511	0	2	.000	276	423	.652	166	341	507	74	161	1	34	139	180	924	20.1
HARDAWAY	48	48	1772	301	752	.400	112	311	.360	121	149	.812	15	137	152	352	102	1	57	131	6	835	17.4
MASHBURN	24	23	855	134	297	.451	13	30	.433	75	104	.721	24	122	146	75	58	0	20	60	3	356	14.8
BROWN	50	50	1611	229	477	.480	0	0	.000	113	146	.774	115	231	346	66	166	2	46	69	48	571	11.4
PORTER	50	1	1365	172	370	.465	58	141	.411	123	148	.831	13	127	140	146	97	0	48	74	11	525	10.5
MILLS	1	0	29	3	8	.375	2	4	.500	1	2	.500	3	1	4	0	3	0	1	3	0	9	9.0
WEATHERSPOON	49	3	1040	141	264	.534	0	0	.000	115	143	.804	72	171	243	34	107	0	28	61	17	397	8.1
MAJERLE	48	48	1624	118	298	.396	68	203	.335	33	46	.717	21	187	208	150	100	0	38	55	7	337	7.0
LENARD	12	2	190	31	79	.392	12	35	.343	8	11	.727	4	12	16	10	18	0	3	7	1	82	6.8
STRICKLAND	32	1	357	50	101	.495	0	1	.000	19	26	.731	26	52	78	9	28	0	7	13	8	119	3.7
EDWARDS	24	0	283	32	72	.444	4	10	.400	9	13	.692	7	26	33	30	23	0	17	21	5	77	3.2
WALTERS	33	13	506	35	95	.368	12	38	.316	19	23	.826	10	40	50	58	63	0	10	32	3	101	3.1
CAUSWELL	19	1	137	20	35	.571	0	0	.000	4	12	.333	14	21	35	2	32	1	0	18	11	44	2.3
DAVIS	4	1	35	2	6	.333	0	0	.000	5	6	.833	2	5	7	1	12	1	1	7	0	9	2.3
ASKINS	33	13	415	20	62	.323	8	29	.276	5	8	.625	10	34	44	10	58	0	17	13	3	53	1.6
CONLON	7	0	35	3	13	.231	0	0	.000	2	2	1.000	1	4	5	1	6	0	0	3	1	8	1.1
WATSON	3	0	18	1	2	.500	0	0	.000	0	0	.000	0	1	1	1	1	0	0	1	0	2	0.7
HEAT	50	—	12025	1616	3565	.453	289	804	.359	928	1262	.735	503	1512	2015	1019	1035	6	327	744	304	4449	89.0
OPPONENTS	50	—	12025	1565	3805	.411	211	606	.348	860	1167	.737	619	1342	1961	853	1102	9	387	677	188	4201	84.0

DUNKS:

Miami-174 (Mourning-88; Weatherspoon-26; Brown-24; Strickland-21; Causwell-7; Mashburn-5; Edwards-2; Majerle-1)
Opponents-104

TECHNICAL FOULS:

Miami-26 (Hardaway-5; Mourning-5; Riley-2; Askins-1; Brown-1; Davis-1; Edwards-1; Mashburn-1; Illegal Defense-9)
Opponents-32 (Includes 8 for Illegal Defense)

EJECTIONS:

Miami-1 (Askins)
Opponents-4

	— SINGLE-GAME HIGHS —							— AVERAGE PER GAME —							— CAREER HIGHS (C-SET, T-TIED THIS SEASON) —						
PLAYER	MIN	REB	AST	ST	TO	BLK	PTS	MIN	REB	AST	STL	TO	BLK	PTS	FG	FGA	FT	FTA	REB	AST	PTS
MOURNING	46	21	6	3	8	9	34	38.1	11.0	1.6	0.74	3.0	3.91	20.1	19	34	16	20	22	7	50
HARDAWAY	44	7	11	4	9	1	32	36.9	3.2	7.3	1.19	2.7	0.13	17.4	17	33	15	19	11	22	45
MASHBURN	48	12	7	4	8	2	25	35.6	6.1	3.1	0.83	2.5	0.13	14.8	19	37	15	18	13	9	50
BROWN	42	15	4	3	4	5	24	32.2	6.9	1.3	0.92	1.4	0.96	11.4	13	18	9C	10T	20	8	30
PORTER	41	8	10	5	4	1	21	27.3	2.8	2.9	0.96	1.5	0.22	10.5	15	26	14	16	13	19	40
MILLS	29	4	0	1	3	0	9	29.0	4.0	0.0	1.00	3.0	0.00	9.0	16	28	11	13	19	9	41
WEATHERSPOON	37	11	5	3	3	2	22	21.2	5.0	0.7	0.57	1.2	0.35	8.1	14	26	12	19	23	13	35
MAJERLE	44	10	8	3	5	2	22	33.8	4.3	3.1	0.79	1.1	0.15	7.0	15	27	14	15	15	13	37
LENARD	36	5	2	2	2	1	14	15.8	1.3	0.8	0.25	0.6	0.08	6.8	13	21	9	9	10	8	38
STRICKLAND	30	8	3	2	2	3	13	11.2	2.4	0.3	0.22	0.4	0.25	3.7	11	18	6	8	13	4	23
EDWARDS	31	5	4	4	5	1	12	11.8	1.4	1.3	0.71	0.9	0.21	3.2	14	23	11	12	13	11	36
WALTERS	46	5	9	3	6	2	9	15.3	1.5	1.8	0.30	1.0	0.09	3.1	11	17	8	8	9	12	27
CAUSWELL	26	5	1	0	5	3	10	7.2	1.8	0.1	0.00	0.9	0.58	2.3	10	17	8	12	16	5	22
DAVIS	14	5	1	1	4	0	6	8.8	1.8	0.3	0.25	1.8	0.00	2.3	13	25	10	11	12	7	27
ASKINS	25	6	5	3	2	1	6	12.6	1.3	0.3	0.52	0.4	0.09	1.6	8	15	6	6	16	7	21
CONLON	13	3	1	0	1	1	4	5.0	0.7	0.1	0.00	0.4	0.14	1.1	10	16	8	13	14	8	22
WATSON	14	1	1	0	1	0	2	6.0	0.3	0.3	0.00	0.3	0.00	0.7	6	9	4	4	6	6	14
HEAT	265	54	26	14	24	15	102	240.5	40.3	20.4	6.54	14.9	6.08	89.0	56	113	47	61	69	39	141
OPPONENTS	265	61	27	16	22	10	108	240.5	39.2	17.1	7.74	13.5	3.76	84.0	59	115	42	57	64	42	148

1997-98 SEASON

RECORD: 55-27 (Atlantic Division Champions)
HOME: 30-11 **ROAD:** 25-16 **OVERTIME:** 1-2



Front Row (L-R): Eric Murdock, Rex Walters, Strength & Conditioning Coach Bill Foran, Assistant Coach Jeff Bzdelik, Assistant Head Coach Stan Van Gundy, President and Head Coach Pat Riley, Assistant Coach Bob McAdoo, Assistant Coach Tony Fiorentino, Trainer Ron Culp, Voshon Lenard, Tim Hardaway.

Back Row (L-R): Assistant Trainer/Assistant Strength & Conditioning Coach/Equipment Manager Jay Sabol, Brent Barry, Antonio Lang, Keith Askins, Terry Mills, Marty Conlon, Duane Causwell, Alonzo Mourning, P.J. Brown, Mark Strickland, Jamal Mashburn, Dan Majerle, Assistant Coach/Video Coordinator Erik Spoelstra.

President and Head Coach: Pat Riley

Assistant Head Coach: Stan Van Gundy

Assistant Coaches: Bob McAdoo, Tony Fiorentino, Jeff Bzdelik, Erik Spoelstra

Team Captains: Keith Askins, Alonzo Mourning

CONFERENCE RECORDS

	Overall	Home	Road	Overtime
Eastern:	36-18	20-7	16-11	1-1
Western:	19-9	10-4	9-5	0-1

DIVISION RECORDS

	Overall	Home	Road	Overtime
Atlantic:	18-6	10-2	8-4	0-0
Central:	18-12	10-5	8-7	1-1
Midwest:	10-4	5-2	5-2	0-0
Pacific:	9-5	5-2	4-3	0-1

RECORDS BY MONTH

	Overall	Home	Road	Overtime
October:	1-0	1-0	0-0	0-0
November:	9-5	6-2	3-3	0-0
December:	10-4	5-1	5-3	0-0
January:	7-7	4-3	3-4	0-1
February:	13-2	4-1	9-1	0-0
March:	12-3	8-2	4-1	0-1
April:	3-6	2-2	1-4	1-0

Playoff Results: Lost to New York in the First Round (3-2)

NBA Honors: Tim Hardaway, All-NBA Second Team, All-Star Game; Alonzo Mourning, NBA Player of the Week (week ending: Mar. 29, 1998); Pat Riley, Coach of the Month (February)

Home Attendance: 614,861 (14,997 average/15,200 capacity); 24 sellouts

1997-98 GAME BY GAME

DATE	OPPONENTS	SCORE	W/L	REC	STRK	ATTEND	HEAT HIGH SCORER	OPP. HIGH SCORER
1. 10/31	TORONTO	114-101	W	1-0	+1	14,795	Mashburn.....22	Christie/Williams.....18
2. 11/1	@ Washington	109-108	W	2-0	+2	18,281	Hardaway.....26	Webber.....30
3. 11/3	CHARLOTTE	112-99	L	2-1	-1	14,587	Mashburn.....18	Rice.....28
4. 11/5	@ Boston	90-74	W	3-1	+1	16,210	Mashburn.....32	Walker.....20
5. 11/7	@ New Jersey	99-87	L	3-2	-1	18,231	Austin.....21	Gattinger.....24
6. 11/8	WASHINGTON	114-106	W	4-2	+1	14,859	Hardaway.....25	Webber.....34
7. 11/11	SACRAMENTO	101-82	W	5-2	+2	14,603	Austin.....21	Richmond.....17
8. 11/14	@ Indiana	82-78	L	5-3	-1	13,794	Brown.....24	Miller.....21
9. 11/15	DENVER	96-93	W	6-3	+1	14,893	Hardaway.....26	L. Ellis.....21
10. 11/19	L.A. CLIPPERS	122-113	W	7-3	+2	14,311	Hardaway.....33	Murray.....32
11. 11/21	@ Charlotte	119-102	L	7-4	-1	24,042	Hardaway.....23	Rice.....26
12. 11/22	TORONTO	108-104	W	8-4	+1	14,381	Austin.....23	Wallace.....28
13. 11/25	L.A. LAKERS	103-96	W	9-4	+2	15,200	Hardaway/Mashburn.....22	Van Exel.....21
14. 11/26	@ Orlando	84-60	W	10-4	+3	17,248	Mashburn.....19	Hardaway.....19
15. 11/29	MILWAUKEE	93-87	L	10-5	-1	14,897	Hardaway.....26	Allen.....24
16. 12/3	PHILADELPHIA	94-90	W	11-5	+1	14,312	Austin.....20	Iverson.....21
17. 12/5	BOSTON	117-97	W	12-5	+2	14,937	Strickland.....20	Walker.....26
18. 12/8	NEW JERSEY	105-97	W	13-5	+3	14,387	Strickland.....22	Cassell.....19
19. 12/9	@ Atlanta	97-81	W	14-5	+4	9,156	Lenard.....22	Laettner.....22
20. 12/12	@ Indiana	104-89	L	14-6	-1	14,159	Hardaway.....28	Smith.....29
21. 12/13	@ Milwaukee	87-84	W	15-6	+1	15,803	Austin.....22	Robinson.....28
22. 12/16	UTAH	103-95	L	15-7	-1	15,200	Hardaway.....21	Malone.....29
23. 12/17	@ Washington	88-74	L	15-8	-2	19,411	Mourning.....24	Strickland.....21
24. 12/19	@ Philadelphia	91-84	W	16-8	+1	15,489	Hardaway.....22	Ratiff/Thomas.....17
25. 12/20	ATLANTA	99-92	W	17-8	+2	15,200	Mourning.....21	Smith.....23
26. 12/25	@ Chicago	90-80	L	17-9	-1	24,182	Mashburn.....20	Jordan.....24
27. 12/26	@ Detroit	88-74	W	18-9	+1	22,076	Hardaway/Lenard.....15	B. Williams.....20
28. 12/28	INDIANA	101-90	W	19-9	+2	15,200	Mourning.....22	Miller.....19
29. 12/30	@ Cleveland	90-78	W	20-9	+3	18,962	Hardaway.....29	Kemp.....15
30. 1/2	@ Charlotte	*99-88	L	20-10	-1	24,042	Hardaway.....23	Rice.....42
31. 1/3	SAN ANTONIO	84-77	L	20-11	-2	15,200	Mourning.....18	Robinson.....27
32. 1/7	CHICAGO	99-72	W	21-11	+1	15,200	Mashburn.....18	Jordan.....26
33. 1/9	@ Denver	98-79	W	22-11	+2	9,719	Mourning.....25	L. Ellis.....19
34. 1/11	@ Vancouver	96-90	W	23-11	+3	15,186	Hardaway.....20	Abdur-Rahim.....26
35. 1/13	@ Portland	76-68	W	24-11	+4	19,759	Mourning.....18	Wallace.....17
36. 1/15	@ Seattle	103-85	L	24-12	-1	17,072	Mourning.....17	Payton.....20
37. 1/17	@ L.A. Lakers	108-99	L	24-13	-2	17,505	Lenard.....28	O'Neal.....20
38. 1/18	@ Phoenix	96-87	L	24-14	-3	19,023	Mashburn.....25	McDyess.....24
39. 1/21	PHILADELPHIA	92-87	W	25-14	+1	15,200	Lenard.....26	Coleman.....22
40. 1/23	ORLANDO	102-90	W	26-14	+2	15,200	Hardaway.....27	Strong.....24
41. 1/26	CLEVELAND	94-93	L	26-15	-1	14,891	Hardaway.....33	Ilgasukas.....23
42. 1/28	NEW YORK	86-82	W	27-15	+1	15,200	Hardaway.....27	Houston.....27
43. 1/30	PHOENIX	74-71	L	27-16	-1	15,200	Hardaway.....19	Robinson.....23
44. 2/1	@ New York	89-83	L	27-17	-2	19,763	Mashburn/Mourning.....22	Johnson.....35
45. 2/2	ATLANTA	90-83	W	28-17	+1	14,723	Mourning.....22	Blaylock.....20
46. 2/4	@ Philadelphia	98-94	W	29-17	+2	14,497	Mourning.....19	Coleman/Iverson.....18
47. 2/5	@ Milwaukee	91-87	W	30-17	+3	15,788	Mashburn.....25	Allen/Robinson.....21
48. 2/10	@ Cleveland	91-81	W	31-17	+4	16,101	Mashburn.....21	Henderson.....18
49. 2/11	INDIANA	110-101	L	31-18	-1	14,986	Mourning.....32	Miller.....30
50. 2/13	DETROIT	100-96	W	32-18	+1	15,200	Mourning.....39	Hill.....22
51. 2/15	@ Toronto	116-95	W	33-18	+2	16,888	Mourning.....31	Wallace.....27
52. 2/17	MINNESOTA	110-84	W	34-18	+3	15,200	Lenard.....26	Garnett.....14
53. 2/19	@ L.A. Clippers	89-90	W	35-18	+4	13,157	Mourning.....28	Taylor.....17
54. 2/20	@ Sacramento	91-77	W	36-18	+5	17,317	Mourning.....26	Richmond.....22
55. 2/22	@ Golden State	90-82	W	37-18	+6	14,862	Hardaway.....24	Marshall.....28
56. 2/24	@ Utah	104-102	W	38-18	+7	19,911	Lenard/Mourning.....20	Malone.....26
57. 2/26	DALLAS	91-72	W	39-18	+8	15,200	Hardaway.....20	Finley.....31
58. 2/28	@ New Jersey	95-93	W	40-18	+9	20,049	Mourning.....28	Gill.....22
59. 3/1	NEW JERSEY	85-84	W	41-18	+10	15,200	Lenard.....27	Van Horn.....22
60. 3/3	SEATTLE	*97-91	L	41-19	-1	15,200	Hardaway/Mourning.....20	Hawkins/Schrempf.....18
61. 3/5	@ Houston	117-93	W	42-19	+1	16,285	Hardaway.....25	Barkeley.....18
62. 3/7	@ Dallas	94-88	W	43-19	+2	16,907	Hardaway.....27	Finley.....24
63. 3/10	@ Chicago	106-91	L	43-20	-1	24,102	Mourning.....21	Jordan.....37
64. 3/12	CLEVELAND	97-74	W	44-20	+1	15,063	Mourning/Strickland.....13	Anderson.....16
65. 3/15	@ Orlando	79-76	W	45-20	+2	17,248	Hardaway.....22	Anderson.....30
66. 3/16	DETROIT	103-90	L	45-21	-1	14,783	Mourning.....26	Hill.....26
67. 3/18	VANCOUVER	94-91	W	46-21	+1	14,653	Mourning.....26	Abdur-Rahim.....20
68. 3/20	GOLDEN STATE	93-87	W	47-21	+2	15,200	Mourning.....25	Caffey.....20
69. 3/22	PORTLAND	112-90	W	48-21	+3	15,200	Strickland.....23	Rider.....23
70. 3/25	@ Boston	105-91	W	49-21	+4	18,624	Mourning.....26	Walker.....29
71. 3/27	MILWAUKEE	102-77	W	50-21	+5	15,200	Mourning.....34	Gilliam.....14
72. 3/29	HOUSTON	109-77	W	51-21	+6	15,200	Majerle.....22	Elie.....18
73. 3/31	BOSTON	121-95	W	52-21	+7	15,200	Lenard.....26	Walker.....19
74. 4/2	@ San Antonio	103-89	L	52-22	-1	14,833	Hardaway.....21	Duncan.....22
75. 4/4	CHARLOTTE	101-88	W	53-22	+1	15,200	Hardaway.....29	Divac.....18
76. 4/7	@ Minnesota	92-89	L	53-23	-1	17,978	Mourning.....28	Garnett.....27
77. 4/8	@ New York	83-80	L	53-24	-2	19,763	Mourning.....26	Houston.....29
78. 4/10	@ Toronto	*111-105	W	54-24	+1	16,111	Hardaway.....28	Christie.....26
79. 4/12	NEW YORK	82-91	W	55-24	+2	15,200	Mourning.....22	Howard.....21
80. 4/15	ORLANDO	99-87	L	55-25	-1	15,200	Hardaway.....22	Anderson.....22
81. 4/17	WASHINGTON	97-89	L	55-26	-2	15,200	Mourning.....20	Howard.....22
82. 4/19	@ Atlanta	101-89	L	55-27	-3	20,980	Lenard.....18	Smith.....30

(* Overtime)



FINAL 1997-98 STATISTICS (55-27)

Atlantic Division Champions

PLAYER	G	GS	MIN	-FIELD GOALS-			-3-POINT FG-			-FREE THROWS-			-REBOUNDS-			AST	PF	DQ	STL	TO	BLK	PTS	AVG
				FG	FGA	PCT	FG	FGA	PCT	FT	FTA	PCT	OFF	DEF	TOT								
MOURNING	58	56	1939	403	732	.551	0	0	.000	309	465	.665	193	365	558	52	208	4	40	179	130	1115	19.2
HARDAWAY	81	81	3031	558	1296	.431	155	442	.351	257	329	.781	48	251	299	672	200	2	136	224	16	1528	18.9
MASHBURN	48	48	1729	251	577	.435	37	122	.303	184	231	.797	72	164	236	132	137	1	43	108	14	723	15.1
AUSTIN	52	25	1371	252	532	.474	0	3	.000	155	228	.680	119	211	330	87	162	5	43	117	34	659	12.7
LENARD	81	81	2621	363	854	.425	153	378	.405	141	179	.788	72	220	292	180	219	0	58	99	16	1020	12.6
BARRY (TOT)	58	36	1600	213	506	.421	90	229	.393	115	134	.858	29	142	171	153	118	0	64	104	27	631	10.9
BARRY (MIA)	17	0	259	23	62	.371	12	34	.353	12	12	1.000	2	26	28	21	30	0	14	9	4	70	4.1
BROWN	74	74	2362	278	590	.471	0	0	.000	151	197	.766	235	400	635	103	264	9	66	97	98	707	9.6
MAJERLE	72	22	1928	184	439	.419	111	295	.376	40	51	.784	48	220	268	157	139	2	68	65	15	519	7.2
STRICKLAND	51	8	847	145	269	.539	0	1	.000	59	82	.720	80	133	213	26	87	0	18	47	34	349	6.8
MURDOCK	82	1	1395	177	419	.422	28	91	.308	125	156	.801	39	117	156	219	173	1	103	104	13	507	6.2
DAY	5	0	69	11	31	.355	2	12	.167	6	9	.667	4	2	6	7	10	0	7	3	0	30	6.0
CONLON	18	0	209	28	62	.452	0	0	.000	32	44	.727	16	30	46	12	27	0	9	11	5	88	4.9
MILLS	50	0	782	81	206	.393	25	81	.309	25	33	.758	34	118	152	39	129	1	19	45	9	212	4.2
ASKINS	46	12	681	39	122	.320	21	74	.284	12	19	.632	28	73	101	29	107	3	27	26	12	111	2.4
CAUSWELL	37	2	363	37	89	.416	0	0	.000	15	26	.577	29	70	99	5	73	0	7	18	27	89	2.4
WALTERS (TOT)	38	0	235	24	53	.453	6	22	.273	26	28	.929	5	19	24	35	28	0	8	27	1	80	2.1
WALTERS (MIA)	19	0	108	13	24	.542	3	8	.375	9	11	.818	2	13	15	14	11	0	3	10	1	38	2.0
LANG	6	0	29	3	5	.600	0	0	.000	6	8	.750	2	3	5	1	3	0	2	4	0	12	2.0
SMITH	11	0	32	4	18	.222	1	3	.333	1	2	.500	5	3	8	2	3	0	2	6	1	10	0.9
HEAT	82	—	19755	2850	6327	.450	548	1544	.355	1539	2082	.739	1028	2419	3447	1758	1982	28	665	1226	429	7787	95.0
OPPONENTS	82	—	19755	2723	6355	.428	305	921	.331	1632	2195	.744	1058	2232	3290	1630	1851	18	637	1214	370	7383	90.0

TECHNICAL FOULS:

Miami-81 (Mourning-11; Hardaway-9; Austin-5; Brown-5; Majerle-4; Lenard-3; Riley-3; Murdock-2; Strickland-2; Askins-1; Conlon-1; Walters-1; Illegal Defense-34)

Opponents-58 (Includes 9 for Illegal Defense)

EJECTIONS:

Miami-3 (Askins-1; Austin-1; Hardaway-1)

Opponents-2

PLAYER	— SINGLE-GAME HIGHS —							— AVERAGE PER GAME —							— CAREER HIGHS (C=SET, T=TIED THIS SEASON) —						
	MIN	REB	AST	ST	TO	BLK	PTS	MIN	REB	AST	STL	TO	BLK	PTS	FG	FGA	FT	FTA	REB	AST	PTS
MOURNING	48	18	4	4	7	7	39	33.4	9.6	0.9	0.69	3.1	2.24	19.2	19	34	16	20	22	7	50
HARDAWAY	51	11	15	8	5	2	33	37.4	3.7	8.3	1.68	2.8	0.20	18.9	17	33	15	19	11T	22	45
Mashburn	48	11	7	4	6	3	32	36.0	4.9	2.8	0.90	2.3	0.29	15.1	12C	29C	9T	13	22C	6T	33C
AUSTIN	43	22	6	5	8	4	33	26.4	6.3	1.7	0.83	2.3	0.65	12.7	19	37	15C	18	13	9	50
LENARD	46	10	7	3	4	2	28	32.4	3.6	2.2	0.72	1.2	0.20	12.6	13	21C	9C	9C	10C	8	38
Barry (TOT)	45	9	9	6	6	2	26	27.6	2.9	2.6	1.10	1.8	0.47	10.9	10C	20C	9	11	9C	11	30
BARRY (MIA)	25	4	3	3	3	2	10	15.2	1.6	1.2	0.82	0.5	0.24	4.1							
Brown	45	20	5	4	6	5	21	31.9	8.6	1.4	0.89	1.3	1.32	9.6	13	18T	8T	10	20C	8	30
Majerle	43	10	7	5	4	2	22	26.8	3.7	2.2	0.94	0.9	0.21	7.2	15	27	14	15	15	13	37
STRICKLAND	40	13	4	2	4	2	23	16.6	4.2	0.5	0.35	0.9	0.67	6.8	11C	18C	6C	8C	13C	4C	23C
MURDOCK	35	7	11	6	5	2	17	17.0	1.9	2.7	1.26	1.3	0.16	6.2	12	23	12	14	15	17	32
Day	21	2	3	3	2	0	13	13.8	1.2	1.4	1.40	0.6	0.00	6.0	13	29	14	18	11	6	41
CONLON	27	7	2	3	2	2	11	11.6	2.6	0.7	0.50	0.6	0.28	4.9	10	16	8	13	14	8	22
MILLS	28	10	3	2	3	1	20	15.6	3.0	0.8	0.38	0.9	0.18	4.2	16	28	11	13	19	9	41
Askins	33	6	2	3	3	2	10	14.8	2.2	0.6	0.59	0.6	0.26	2.4	8	15	6	6	16	7	21
Causwell	34	14	1	2	3	4	15	9.8	2.7	0.1	0.19	0.5	0.73	2.4	10	17	8	12	16	5	22
WALTERS (TOT)	18	3	5	2	3	1	11	6.2	0.6	0.9	0.21	0.7	0.03	2.1	11	17	8C	8T	9	12	27
Walters (MIA)	18	3	4	1	3	1	9	5.7	0.8	0.7	0.16	0.5	0.05	2.0							
LANG	11	2	1	1	1	0	6	4.8	0.8	0.2	0.33	0.7	0.00	2.0	7	10	4	5	8	4	14
SMITH	7	2	1	1	1	1	3	2.9	0.7	0.2	0.18	0.5	0.09	0.9	6	12	3	5	4	3	16
HEAT	265	59	35	16	27	13	122	240.9	42.0	21.4	8.11	15.0	5.23	95.0	56	113	47	61	69	39	141
OPPONENTS	265	53	34	16	25	13	119	240.9	40.1	19.9	7.77	14.8	4.51	90.0	59	115	42	57	64	42	148

1996-97 SEASON

RECORD: 61-21 (Atlantic Division Champions)
HOME: 29-12 **ROAD:** 32-9 **OVERTIME:** 3-1



Front Row (L-R): John Crotty, Gary Grant, Strength and Conditioning Coach Bill Foran, Assistant Coach Tony Fiorentino, Assistant Coach Scotty Robertson, President and Head Coach Pat Riley, Assistant Coach Stan Van Gundy, Assistant Coach Bob McAdoo, Trainer Ron Culp, Voshon Lenard, Tim Hardaway.

Back Row (L-R): Assistant Trainer/Assistant Strength and Conditioning Coach/Equipment Manager Jay Sabol, Bruce Bowen, Dan Majerle, Keith Askins, Isaac Austin, P.J. Brown, Matt Fish, Alonzo Mourning, Ed Pinckney, Mark Strickland, Jamal Mashburn, Willie Anderson, Video Coordinator Erik Spoelstra.

Not Pictured: Assistant Coach Jeff Bzdelik.

President and Head Coach: Pat Riley

Assistant Coaches: Scotty Robertson, Bob McAdoo, Stan Van Gundy, Jeff Bzdelik, Tony Fiorentino

Team Captains: Keith Askins, Alonzo Mourning

CONFERENCE RECORDS

	Overall	Home	Road	Overtime
Eastern:	40-14	19-8	21-6	1-0
Western:	21-7	10-4	11-3	2-1

DIVISION RECORDS

	Overall	Home	Road	Overtime
Atlantic:	16-8	6-6	10-2	1-0
Central:	24-6	13-2	11-4	0-0
Midwest:	11-3	5-2	6-1	0-1
Pacific:	10-4	5-2	5-2	2-0

RECORDS BY MONTH

	Overall	Home	Road	Overtime
November:	12-4	4-2	8-2	1-0
December:	11-3	3-3	8-0	0-1
January:	9-5	5-1	4-4	0-0
February:	10-3	6-2	4-1	0-0
March:	11-3	7-1	4-2	2-0
April:	8-3	4-3	4-0	0-0

Playoff Results: Defeated Orlando in the First Round (3-2); Defeated New York in the Eastern Conference Semifinals (4-3); Lost to Chicago in the Eastern Conference Finals (4-1)

NBA Honors: Isaac Austin, NBA Most Improved Player Award; P.J. Brown, NBA All-Defensive Second Team, J. Walter Kennedy Citizenship Award (NBA Citizenship Award); Tim Hardaway, All-Star Game, All-NBA First Team, NBA Player of the Week (week ending: Dec. 30, 1996); Alonzo Mourning, All-Star Game, NBA Player of the Week (week ending: Feb. 17, 1997); Pat Riley, NBA Coach of the Year, NBA Coach of the Month (December)

Home Attendance: 615,160 (15,004 average/15,200 capacity); 21 sellouts

Management

Players

14/15
Review

Records

Playoffs

History

All-Time
Roster

NBA/NBADL

Opponents

Media

1996-97 GAME BY GAME

	DATE	OPPONENTS	SCORE	W/L	REC	STRK	ATTEND	HEAT HIGH SCORER	OPP. HIGH SCORER
1.	11/1	ATLANTA	94-81	W	1-0	+1	15,113	Mourning.....26	Laettner.....31
2.	11/2	@ Indiana	97-95	W	2-0	+2	15,948	Mourning.....27	Miller.....34
3.	11/6	CHICAGO	106-100	L	2-1	-1	15,200	Mourning.....33	Jordan.....50
4.	11/8	MILWAUKEE	101-89	W	3-1	+1	15,200	Mourning.....33	Baker.....27
5.	11/9	@ Dallas	91-84	W	4-1	+2	15,021	Hardaway/Majerle.....19	Mashburn.....19
6.	11/12	CHARLOTTE	105-97	W	5-1	+3	14,393	Hardaway.....22	Rice.....26
7.	11/13	@ Chicago	103-71	L	5-2	-1	23,889	Mourning.....20	Jordan.....28
8.	11/15	@ Atlanta	103-77	L	5-3	-2	16,378	Hardaway.....23	Corbin.....22
9.	11/16	PHILADELPHIA	91-89	L	5-4	-3	15,200	Hardaway.....23	Stackhouse.....33
10.	11/19	@ Denver	104-86	W	6-4	+1	12,119	Mourning.....23	McDyess.....27
11.	11/20	@ Vancouver	94-75	W	7-4	+2	15,054	Mourning.....19	Reeves.....16
12.	11/22	@ Sacramento	**111-108	W	8-4	+3	17,317	Hardaway.....22	Richmond.....32
13.	11/24	@ Phoenix	87-84	W	9-4	+4	19,023	Mourning.....20	Johnson.....15
14.	11/26	@ Golden State	107-98	W	10-4	+5	15,026	Majerle.....23	Smith.....24
15.	11/27	@ L.A. Clippers	98-82	W	11-4	+6	7,006	Majerle.....26	Martin.....18
16.	11/30	BOSTON	78-77	W	12-4	+7	15,112	Hardaway.....19	Radja/Williams.....14
17.	12/3	@ New York	99-75	W	13-4	+8	19,763	Majerle.....22	Houston.....16
18.	12/4	DALLAS	101-79	W	14-4	+9	14,658	Hardaway.....23	Gatting.....14
19.	12/6	NEW YORK	103-85	L	14-5	-1	15,200	Hardaway.....20	Ewing.....26
20.	12/7	@ Chicago	83-80	W	15-5	+1	23,861	Mourning.....20	Jordan.....37
21.	12/10	@ Cleveland	76-74	W	16-5	+2	14,361	Hardaway.....25	Mills.....17
22.	12/11	@ Philadelphia	84-79	W	17-5	+3	13,201	Hardaway.....21	Coleman.....24
23.	12/14	TORONTO	89-88	W	18-5	+4	14,712	Mourning.....26	Williams.....18
24.	12/17	INDIANA	103-89	L	18-6	-1	14,498	Mourning.....25	A. Davis.....31
25.	12/19	UTAH	*94-87	L	18-7	-2	14,919	Hardaway.....22	Malone.....35
26.	12/21	@ Houston	86-66	W	19-7	+1	16,285	Lenard.....22	Olajuwon.....20
27.	12/23	@ San Antonio	90-79	W	20-7	+2	24,702	Mourning.....32	Elliott/Robinson.....18
28.	12/26	ORLANDO	96-76	W	21-7	+3	15,200	Hardaway.....25	Scott.....18
29.	12/27	@ Charlotte	101-86	W	22-7	+4	24,042	Hardaway.....36	Curry.....23
30.	12/29	@ Milwaukee	95-94	W	23-7	+5	16,235	Mourning.....26	Baker.....26
31.	1/2	NEW JERSEY	101-91	W	24-7	+6	15,200	Mourning.....28	Bradley.....21
32.	1/4	@ Utah	83-80	L	24-8	-1	19,911	Lenard/Mourning.....18	Malone.....28
33.	1/7	@ Seattle	94-85	L	24-9	-2	17,072	Hardaway.....28	Payton.....30
34.	1/8	@ Portland	85-81	W	25-9	+1	20,047	Hardaway.....28	Rider/Sabonis.....17
35.	1/10	@ L.A. Lakers	94-85	L	25-10	-1	17,505	Mourning.....31	O'Neal.....34
36.	1/13	WASHINGTON	98-95	W	26-10	+1	14,921	Mourning.....32	Howard.....23
37.	1/16	@ Boston	102-94	W	27-10	+2	15,039	Hardaway.....34	Wesley.....21
38.	1/17	@ Washington	103-92	W	28-10	+3	12,756	Mourning.....21	Howard.....33
39.	1/19	ORLANDO	99-87	W	28-11	+1	15,200	Lenard.....24	Hardaway.....19
40.	1/21	ATLANTA	94-91	W	29-11	+1	14,853	Hardaway.....24	Smith.....22
41.	1/23	@ Toronto	99-87	W	30-11	+2	15,817	Mourning.....26	Williams.....23
42.	1/26	@ New York	95-89	L	30-12	-1	19,763	Mourning.....21	Ewing.....24
43.	1/27	PHOENIX	125-97	W	31-12	+1	14,809	Mourning.....24	Meyer.....18
44.	1/29	BOSTON	103-83	W	32-12	+2	14,509	Mourning.....21	Wesley.....23
45.	2/1	@ Cleveland	71-66	W	33-12	+3	19,974	Mourning.....15	Brandon.....15
46.	2/2	CLEVELAND	80-76	W	34-12	+4	14,556	Hardaway.....20	Brandon.....16
47.	2/5	@ Boston	118-117	W	35-12	+5	14,825	Lenard.....28	Fox.....33
48.	2/6	MILWAUKEE	102-90	W	36-12	+6	14,518	Lenard.....38	Newman.....26
49.	2/11	DETROIT	104-91	W	37-12	+7	15,200	Mourning.....31	Hill.....27
50.	2/13	INDIANA	106-90	W	38-12	+8	15,098	Mourning.....29	A. Davis/Miller.....14
51.	2/15	PHILADELPHIA	125-99	W	39-12	+9	15,200	Lenard/Mourning.....24	Stackhouse.....16
52.	2/18	@ Philadelphia	111-83	W	40-12	+10	15,989	Hardaway.....29	Stackhouse.....18
53.	2/20	@ New Jersey	92-87	W	41-12	+11	18,962	Hardaway.....35	Cassell/Gill.....17
54.	2/21	PORTLAND	114-110	L	41-13	-1	15,200	Lenard.....29	Wallace.....25
55.	2/23	DENVER	95-86	W	42-13	+1	14,874	Austin.....15	L. Ellis.....29
56.	2/26	@ Orlando	98-86	L	42-14	-1	17,248	Mashburn.....21	Seikaly/Scott.....26
57.	2/28	SEATTLE	96-95	L	42-15	-2	15,200	Hardaway.....29	Payton.....27
58.	3/2	SAN ANTONIO	79-72	W	43-15	+1	15,200	Brown.....16	Williams.....28
59.	3/4	@ Detroit	108-99	W	44-15	+2	21,454	Hardaway.....28	Hunter.....22
60.	3/6	WASHINGTON	99-95	L	44-16	-1	14,879	Austin/Mashburn.....19	Murray.....22
61.	3/7	@ Washington	*108-105	W	45-16	+1	18,756	Hardaway.....45	Howard/Strickland.....28
62.	3/9	@ Charlotte	82-76	L	45-17	-1	24,042	Hardaway.....21	Rice.....21
63.	3/11	@ Milwaukee	108-93	W	46-17	+1	14,989	Hardaway.....29	Baker.....27
64.	3/14	VANCOUVER	88-82	W	47-17	+2	14,728	Hardaway.....19	Reever.....27
65.	3/16	HOUSTON	101-80	W	48-17	+3	15,200	Hardaway.....31	Olajuwon.....20
66.	3/19	GOLDEN STATE	*93-91	W	49-17	+4	15,200	Mashburn.....29	Snowell.....27
67.	3/21	L.A. LAKERS	98-97	W	50-17	+5	15,200	Lenard.....25	Campbell.....24
68.	3/23	@ Minnesota	113-108	W	51-17	+6	19,006	Hardaway/Lenard.....22	Murphy.....27
69.	3/26	SACRAMENTO	101-88	W	52-17	+7	14,973	Hardaway/Mourning.....26	Richmond.....32
70.	3/28	CLEVELAND	83-79	W	53-17	+8	15,200	Mourning.....27	Stoudamire.....35
71.	3/30	@ Toronto	102-97	L	53-18	-1	17,959	Mourning.....27	Mills.....21
72.	4/1	L.A. CLIPPERS	97-87	W	54-18	+1	14,981	Hardaway/Lenard.....26	Vaught.....24
73.	4/3	@ Indiana	92-78	W	55-18	+2	14,912	Mashburn.....23	Smith.....16
74.	4/5	TORONTO	98-84	W	56-18	+3	15,200	Hardaway.....20	Stoudamire.....25
75.	4/7	@ Detroit	94-88	W	57-18	+4	21,454	Brown/Mourning.....35	Thorpé.....23
76.	4/8	@ New Jersey	94-92	W	58-18	+5	16,191	Mourning.....30	Kittles.....23
77.	4/10	DETROIT	93-83	W	59-18	+6	15,200	Hardaway.....30	Mills.....24
78.	4/12	NEW YORK	100-99	L	59-19	-1	15,200	Hardaway.....28	Ewing.....25
79.	4/14	MINNESOTA	95-87	L	59-20	-2	14,856	Mourning.....20	Pippen.....17
80.	4/16	CHICAGO	102-92	W	60-20	+1	15,200	Mashburn.....23	Gill.....24
81.	4/18	NEW JERSEY	86-74	L	60-21	-1	15,200	Lenard.....16	Strong.....27
82.	4/19	@ Orlando	102-88	W	61-21	+1	17,248	Majerle.....18	

(* Overtime ** Double Overtime)

FINAL 1996-97 STATISTICS (61-21)

Atlantic Division Champions

PLAYER	G	GS	MIN	-FIELD GOALS-			-3-POINT FG-			-FREE THROWS-			-REBOUNDS-			AST	PF	DQ	STL	TO	BLK	PTS	AVG
				FG	FGA	PCT	FG	FGA	PCT	FT	FTA	PCT	OFF	DEF	TOT								
HARDAWAY	81	81	3136	575	1384	.415	203	590	.344	291	364	.799	49	228	277	695	165	2	151	230	9	1644	20.3
MOURNING	66	65	2320	473	885	.534	1	9	.111	363	565	.642	189	467	656	104	272	9	56	226	189	1310	19.8
LENARD	73	47	2111	314	684	.459	183	442	.414	86	105	.819	38	179	217	161	168	1	50	109	18	897	12.3
MASHBURN (TOT)	69	51	2164	286	743	.385	90	277	.325	160	228	.702	69	225	294	204	186	4	78	114	12	822	11.9
MASHBURN (MIA)	32	30	1189	146	367	.398	48	146	.329	88	117	.752	41	138	179	111	117	4	43	57	7	428	13.4
DANILOVIC	43	33	1351	175	396	.442	63	176	.358	73	94	.777	21	81	102	77	123	2	39	94	8	486	11.3
MAJERLE	36	26	1264	141	347	.406	68	201	.338	40	59	.678	45	117	162	116	75	0	54	50	14	390	10.8
AUSTIN	82	17	1881	321	639	.502	0	3	.000	150	226	.664	136	342	478	101	244	4	45	161	43	792	9.7
BROWN	80	71	2592	300	656	.457	0	2	.000	161	220	.732	239	431	670	92	283	7	85	113	98	761	9.5
THOMAS	18	9	374	39	105	.371	0	1	.000	35	46	.761	31	76	107	9	67	3	12	25	9	113	6.3
ASKINS	78	30	1773	138	319	.433	69	172	.401	39	58	.672	86	185	271	75	196	4	53	59	19	384	4.9
CROTTY	48	0	659	79	154	.513	20	49	.408	54	64	.844	15	32	47	102	79	0	18	42	0	232	4.8
GRANT	28	0	365	39	110	.355	14	46	.304	18	22	.818	8	30	38	45	39	0	16	27	0	110	3.9
ANDERSON	28	1	303	29	64	.453	8	19	.421	17	20	.850	15	27	42	34	36	0	14	19	4	83	3.0
PINCKNEY	27	0	273	23	43	.535	0	0	.000	20	25	.800	25	40	65	6	30	0	8	19	9	66	2.4
STRICKLAND	31	0	153	25	60	.417	0	1	.000	12	21	.571	16	21	37	1	17	0	4	15	10	62	2.0
MUURSEPP	10	0	27	5	14	.357	1	4	.250	6	14	.429	2	3	5	3	3	0	0	3	1	17	1.7
FISH (TOT)	6	0	8	1	3	.333	0	0	.000	0	0	.000	1	4	5	0	2	0	0	2	0	2	0.3
FISH (MIA)	1	0	1	0	0	.000	0	0	.000	0	0	.000	0	0	0	0	0	0	0	0	0	0	0.0
SCOTT	8	0	32	0	8	.000	0	4	.000	1	2	.500	1	5	6	3	5	0	2	2	0	1	0.1
BOWEN	1	0	1	0	0	.000	0	0	.000	0	0	.000	0	0	0	0	0	0	0	0	1	0	0.0
HEAT	82	—	19805	2822	6235	.453	678	1865	.364	1454	2022	.719	957	2402	3359	1735	1919	36	650	1306	439	7776	94.8
OPPONENTS	82	—	19805	2687	6226	.432	411	1134	.362	1541	2108	.731	999	2321	3320	1512	1831	15	646	1324	392	7326	89.3

TECHNICAL FOULS:

Miami-73 (Austin-5; Mourning-5; DaniloVIC-4; Riley-4; Thomas-3; Brown-2; Hardaway-2; Anderson-1; Askins-1; Lenard-1; Illegal Defense-45)

Opponents-75 (Includes 20 for Illegal Defense)

EJECTIONS:

Miami-4 (Mourning-2; Brown-1; Thomas-1)

Opponents-6

PLAYER	MIN	REB	— SINGLE-GAME HIGHS —					PTS	MIN	REB	— AVERAGE PER GAME —					BLK	PTS
			AST	ST	TO	BLK	AST				STL	TO	BLK				
HARDAWAY	51	9	16	6	7	1	45	38.7	3.4	8.6	1.86	2.8	0.11	20.3			
MOURNING	47	19	5	3	8	8	35	35.2	9.9	1.6	0.85	3.4	2.86	19.8			
LENARD	45	9	8	3	4	2	38	28.9	3.0	2.2	0.68	1.5	0.25	12.3			
MASHBURN (TOT)	50	12	8	5	5	2	29	31.4	4.3	3.0	1.13	1.7	0.17	11.9			
MASHBURN (MIA)	50	12	7	5	4	2	29	37.2	5.6	3.5	1.34	1.8	0.22	13.4			
DANILOVIC	47	7	6	3	6	3	21	31.4	2.4	1.8	0.91	2.2	0.19	11.3			
MAJERLE	52	10	8	4	4	2	26	35.1	4.5	3.2	1.50	1.4	0.39	10.8			
AUSTIN	43	15	4	2	8	2	26	22.9	5.8	1.2	0.55	2.0	0.52	9.7			
BROWN	47	17	4	4	6	6	21	32.4	8.4	1.2	1.06	1.4	1.23	9.5			
THOMAS	39	14	2	2	3	2	18	20.8	5.9	0.5	0.67	1.4	0.50	6.3			
ASKINS	48	10	4	4	3	2	15	22.7	3.5	1.0	0.68	0.8	0.24	4.9			
CROTTY	30	4	6	2	4	0	18	13.7	1.0	2.1	0.38	0.9	0.00	4.8			
GRANT	38	7	6	2	3	0	12	13.0	1.4	1.6	0.57	1.0	0.00	3.9			
ANDERSON	24	6	5	2	3	1	11	10.8	1.5	1.2	0.50	0.7	0.14	3.0			
PINCKNEY	26	8	2	2	4	3	11	10.1	2.4	0.2	0.30	0.7	0.33	2.4			
STRICKLAND	25	4	1	1	4	3	11	4.9	1.2	0.0	0.13	0.5	0.32	2.0			
MUURSEPP	8	1	1	0	1	1	4	2.7	0.5	0.3	0.00	0.3	0.10	1.7			
FISH (TOT)	2	2	0	0	1	0	2	1.3	0.8	0.0	0.00	0.3	0.00	0.3			
FISH (MIA)	1	0	0	0	0	0	0	1.0	0.0	0.0	0.00	0.0	0.00	0.0			
SCOTT	7	2	1	1	1	0	1	4.0	0.8	0.4	0.25	0.3	0.00	0.1			
BOWEN	1	0	0	0	0	1	0	1.0	0.0	0.0	0.00	0.0	1.00	0.0			
HEAT	290	55	39	16	24	12	125	241.5	41.0	21.2	7.93	15.9	5.35	94.8			
OPPONENTS	290	58	29	15	27	10	117	241.5	40.5	18.4	7.88	16.1	4.78	89.3			

1995-96 SEASON

RECORD: 42-40 (3rd in Atlantic Division)

HOME: 26-15

ROAD: 16-25

OVERTIME: 2-1



Front Row (L-R): Rex Chapman, Tony Smith, Assistant Coach Tony Fiorentino, Assistant Coach Scotty Robertson, President and Head Coach Pat Riley, Assistant Coach Stan Van Gundy, Assistant Coach Bob McAdoo, Voshon Lenard, Tim Hardaway.

Back Row (L-R): Assistant Trainer/Assistant Strength and Conditioning Coach/Equipment Manager Jay Sabol, Trainer Ron Culp, Sasha Danilovic, Keith Askins, Chris Gatling, Stacey King, Dan Schayes, Alonzo Mourning, Kurt Thomas, Walt Williams, Tyrone Corbin, Jeff Malone, Strength and Conditioning Coach Bill Foran.

Not Pictured: Assistant Coach Jeff Bzdelik.

President and Head Coach: Pat Riley

Assistant Coaches: Scotty Robertson, Bob McAdoo, Stan Van Gundy, Jeff Bzdelik, Tony Fiorentino

Team Captains: Keith Askins, Alonzo Mourning

CONFERENCE RECORDS

	Overall	Home	Road	Overtime
Eastern:	29-25	17-10	12-15	2-1
Western:	13-15	9-5	4-10	0-0

DIVISION RECORDS

	Overall	Home	Road	Overtime
Atlantic:	13-12	9-4	4-8	1-1
Central:	16-13	8-6	8-7	1-0
Midwest:	9-5	6-1	3-4	0-0
Pacific:	4-10	3-4	1-6	0-0

RECORDS BY MONTH

	Overall	Home	Road	Overtime
November:	9-3	7-1	2-2	0-0
December:	6-10	3-3	3-7	2-1
January:	4-12	2-4	2-8	0-0
February:	8-5	6-3	2-2	0-0
March:	10-4	5-2	5-2	0-0
April:	5-6	3-2	2-4	0-0

Playoff Results: Lost to Chicago in the First Round (3-0)

NBA Honors: Chris Gatling, NBA Player of the Week (week ending: Mar. 25, 1996); Alonzo Mourning, All-Star Game; Kurt Thomas, All-Star Rookie Game (All-Star Weekend)

HEAT Honors: Alonzo Mourning, Most Valuable Player; Keith Askins, Leadership Award

Home Attendance: 606,091 (14,783 average/15,200 capacity); 13 sellouts

1995-96 GAME BY GAME

DATE	OPPONENTS	SCORE	W/L	REC	STRK	ATTEND	HEAT HIGH SCORER	OPP. HIGH SCORER
1. 11/4	CLEVELAND	85-71	W	1-0	+1	15,200	Danilovic 16	Hill 13
2. 11/8	HOUSTON	89-82	W	2-0	+2	14,731	Coles/Owens 18	Olajuwon 22
3. 11/10	NEW JERSEY	106-80	W	3-0	+3	14,289	Willis 18	Childs/Gilliam 12
4. 11/11	@ Orlando	94-93	L	3-1	+1	17,248	Mourning 28	Hardaway 33
5. 11/15	INDIANA	103-97	L	3-2	-2	14,443	Danilovic/Mourning 21	Miller 24
6. 11/17	@ Atlanta	91-88	W	4-2	+1	11,217	Owens 24	Lang 20
7. 11/18	ORLANDO	93-90	W	5-2	+2	15,200	Owens 20	Scott 22
8. 11/22	GOLDEN STATE	103-93	W	6-2	+3	14,439	Mourning 27	Mullin 19
9. 11/24	@ Washington^	110-94	L	6-3	-1	12,073	Mourning 30	Pack 21
10. 11/25	VANCOUVER	111-91	W	7-3	+1	14,293	Mourning 30	Benjamin 22
11. 11/28	DALLAS	111-89	W	8-3	+2	14,268	Mourning 38	Mashburn 24
12. 11/30	@ Detroit	118-107	W	9-3	+3	14,520	Coles 26	Hill 33
13. 12/1	CHARLOTTE	*108-101	W	10-3	+4	15,200	Coles 26	Johnson 32
14. 12/3	@ Toronto	112-94	W	11-3	+5	21,238	Mourning 29	Miller 29
15. 12/4	@ Boston	**121-120	L	11-4	-1	17,540	Mourning 36	Radja 27
16. 12/6	BOSTON	105-101	L	11-5	-2	15,200	Mourning 26	Radja 22
17. 12/9	@ Phoenix	94-92	W	12-5	+1	19,023	Danilovic 30	Johnson 20
18. 12/10	@ Sacramento	110-90	L	12-6	-1	17,317	Thomas 29	Richmond 15
19. 12/12	@ Golden State	105-80	L	12-7	-2	15,025	Thomas 20	Mullin 26
20. 12/14	@ L.A. Clippers	89-84	L	12-8	-3	7,382	Gamble 24	Vaught 20
21. 12/16	UTAH	83-74	L	12-9	-4	14,296	Gamble 20	Malone 30
22. 12/19	@ New York	89-70	L	12-10	-5	19,763	Thomas 20	Ewing 18
23. 12/20	@ New Jersey	*112-104	W	13-10	+1	12,646	Gamble 37	Anderson 24
24. 12/22	DETROIT	84-75	L	13-11	-1	14,851	Thomas 21	Hill 24
25. 12/23	@ Charlotte	87-75	L	13-12	-2	24,042	Willis 22	Johnson 22
26. 12/26	NEW JERSEY	96-93	W	14-12	+1	14,996	Owens 31	Gilliam 29
27. 12/28	@ Indiana	91-77	L	14-13	-1	16,759	Willis 21	Smith 20
28. 12/30	L.A. CLIPPERS	105-96	W	15-13	+1	14,413	Owens 34	Williams 21
29. 1/4	SEATTLE	84-81	L	15-14	-1	14,964	Willis 25	Kemp 21
30. 1/6	@ Denver	94-92	W	16-14	+1	17,171	Mourning 38	Ellis/Stith 16
31. 1/8	@ Utah	94-92	L	16-15	-1	19,911	Mourning 22	Malone 32
32. 1/10	@ Portland	90-89	L	16-16	-2	20,482	Mourning 33	Robinson 20
33. 1/12	@ Seattle	113-91	L	16-17	-3	17,072	Mourning 29	Kemp 27
34. 1/13	@ Vancouver	69-65	L	16-18	-4	17,532	Mourning/Owens 17	Anthony 21
35. 1/15	@ L.A. Lakers	96-88	L	16-19	-5	14,109	Mourning 28	Jones 20
36. 1/17	WASHINGTON	96-89	W	17-19	+1	14,573	Mourning 32	Price 27
37. 1/19	CHARLOTTE	114-106	L	17-20	-1	14,893	Mourning 32	Johnson 29
38. 1/20	@ Atlanta	98-78	L	17-21	-2	15,422	Lenard/Thomas 13	Long 20
39. 1/22	SAN ANTONIO	96-89	W	18-21	+1	14,589	Chapman/Mourning 25	Elliott/Robinson 25
40. 1/24	SAN YORK	88-79	L	18-22	-1	15,200	Mourning 23	Ewing 37
41. 1/26	@ Chicago	102-90	L	18-23	-2	23,814	Thomas 19	Jordan 25
42. 1/27	@ Cleveland	102-85	W	19-23	+1	20,562	Chapman 29	Mills 18
43. 1/29	@ New York	94-85	L	19-24	-1	19,763	Chapman 23	Ewing 35
44. 1/30	PHOENIX	114-99	L	19-25	-2	14,851	Lenard 15	Barkley 37
45. 2/1	PHILADELPHIA	124-104	W	20-25	+1	14,278	Chapman 23	Ruffin 28
46. 2/3	BOSTON	100-99	L	20-26	-1	14,755	Mourning 45	Fox 19
47. 2/5	SACRAMENTO	103-92	W	21-26	+1	14,284	Mourning 25	Richmond 18
48. 2/7	ATLANTA	101-89	W	22-26	+2	14,314	Mourning 25	Smith 27
49. 2/13	TORONTO	98-87	L	22-27	-1	14,286	Mourning 25	Stoudamire 29
50. 2/15	DENVER	97-91	W	23-27	+1	14,290	Coles 27	McDyess 26
51. 2/17	ORLANDO	95-93	L	23-28	-1	15,200	Mourning 27	O'Neal 31
52. 2/19	@ Cleveland	73-70	L	23-29	-2	18,119	Mourning/Owens 16	Brandon 27
53. 2/21	@ Philadelphia	66-57	W	24-29	+1	11,121	Mourning/Owens 19	Coleman 16
54. 2/23	CHICAGO	113-104	W	25-29	+2	15,200	Chapman 20	Jordan 31
55. 2/25	PHILADELPHIA	108-101	W	26-29	+3	15,014	Hardaway 28	Ruffin/Weatherspoon 19
56. 2/27	@ New Jersey	93-90	W	27-29	+4	15,241	Williams 21	Bradley 23
57. 2/28	@ Orlando	116-112	L	27-30	-1	17,248	Hardaway 22	O'Neal 31
58. 3/1	PORTLAND	102-88	L	27-31	-2	14,763	Mourning 21	Robinson 20
59. 3/3	@ Minnesota	89-87	L	27-32	-3	14,519	Chapman 23	Rider 30
60. 3/5	MINNESOTA	113-72	W	28-32	+1	14,328	Williams 23	Webb 16
61. 3/8	TORONTO	109-79	W	29-32	+2	14,319	Hardaway 23	Esposito 12
62. 3/10	CLEVELAND	88-81	W	30-32	+3	15,200	Hardaway 21	Sura 18
63. 3/12	@ Dallas	125-118	W	31-32	+4	17,502	Mourning 40	Jackson/McCloud 28
64. 3/14	@ San Antonio	120-100	L	31-33	-1	19,595	Hardaway 26	Robinson 28
65. 3/16	@ Houston	121-97	W	32-33	+1	16,285	Hardaway 28	Olajuwon 26
66. 3/20	DETROIT	102-93	W	33-33	+2	15,200	Gatling/Mourning 24	Hill/Houston 21
67. 3/22	@ Milwaukee	122-106	W	34-33	+3	18,054	Gatling/Williams 23	Baker 23
68. 3/24	@ Boston	111-95	W	35-33	+1	18,159	Mourning 27	Wesley 24
69. 3/27	L.A. LAKERS	106-95	L	35-34	-1	15,200	Hardaway/Mourning 19	Johnson 27
70. 3/29	WASHINGTON	112-93	W	36-34	+1	15,066	Mourning 26	Howard 22
71. 3/30	@ Detroit	95-85	W	37-34	+2	21,454	Mourning 24	Houston 32
72. 4/2	CHICAGO	110-92	L	37-35	-1	15,200	Mourning 20	Jordan/Pippen 32
73. 4/4	@ Chicago	100-92	L	37-36	-2	23,702	Hardaway/Williams 19	Pippen 40
74. 4/6	@ Indiana	99-95	L	37-37	-3	16,732	Gatling/Hardaway 28	Miller 40
75. 4/8	@ Washington	111-99	L	37-38	-4	18,756	Mourning 28	Howard 25
76. 4/10	@ Charlotte	116-95	W	38-38	+1	24,042	Hardaway 32	Curry 29
77. 4/11	MILWAUKEE	115-105	W	39-38	+2	15,090	Mourning 25	Baker 26
78. 4/13	NEW YORK	103-95	W	40-38	+3	15,200	Mourning 20	Mason 16
79. 4/15	NEW JERSEY	110-90	W	41-38	+4	14,815	Mourning 19	Bradley 31
80. 4/17	@ Philadelphia	90-86	L	41-39	-1	12,613	Gatling 28	Robinson 28
81. 4/19	@ Milwaukee	106-100	W	42-39	+1	18,633	Mourning 17	Augmon 23
82. 4/21	ATLANTA	104-92	L	42-40	-1	15,200	Mourning 17	Augmon 23

^ - @ Baltimore, MD

(* Overtime **Double Overtime)

Management

Players

Review

Records

Playoffs

History

All-Time Roster

NBA/NBADL

Opponents

Media

14/15

FINAL 1995-96 STATISTICS (42-40)

PLAYER	G	GS	-FIELD GOALS-				-3-POINT FG-		-FREE THROWS-		-REBOUNDS-			PF	DQ	STL	TO	BLK	PTS	AVG			
			FG	FGA	PCT	FG	FGA	PCT	FT	FTA	PCT	OFF	DEF								TOT		
MOURNING	70	70	2671	563	1076	.523	9	30	.300	488	712	.685	218	509	727	159	245	5	70	262	189	1623	23.2
HARDAWAY (TOT)	80	46	2534	419	992	.422	138	379	.364	241	305	.790	35	194	229	640	201	3	132	235	17	1217	15.2
HARDAWAY (MIA)	28	28	1047	164	386	.425	53	147	.361	101	123	.821	13	85	98	280	70	0	58	110	6	482	17.2
QWENS	40	40	1388	239	473	.505	0	6	.000	112	177	.633	94	192	286	134	132	1	30	113	22	590	14.8
CHAPMAN	56	50	1865	289	679	.426	125	337	.371	83	113	.735	22	123	145	166	117	0	45	79	10	786	14.0
WILLIAMS (TOT)	73	73	2169	359	808	.444	114	293	.389	163	232	.703	99	220	319	230	238	0	85	151	58	995	13.6
WILLIAMS (MIA)	28	28	788	124	268	.463	56	123	.455	33	60	.550	37	75	112	65	87	0	32	48	16	337	12.0
DANILOVIC	19	18	542	83	184	.451	34	78	.436	55	72	.764	12	34	46	47	49	0	15	37	3	255	13.4
COLES	52	52	1882	231	559	.413	63	172	.366	139	173	.803	38	163	201	296	175	3	63	123	12	664	12.8
GATLING (TOT)	71	2	1427	326	567	.575	0	1	.000	139	207	.671	129	288	417	43	217	0	85	151	58	995	13.6
GATLING (MIA)	24	0	565	155	259	.598	0	0	.000	55	75	.733	51	124	175	17	82	0	17	35	11	365	15.2
WILLIS	47	42	1357	195	412	.473	0	5	.000	89	125	.712	134	286	420	34	158	4	19	99	25	479	10.2
THOMAS	74	42	1655	274	547	.501	0	2	.000	118	178	.663	122	317	439	46	271	7	47	98	36	666	9.0
GAMBLE	44	13	1033	117	297	.394	38	91	.418	33	38	.868	14	72	86	82	119	2	31	32	5	305	6.9
ASKINS	75	14	1897	157	391	.402	99	237	.418	45	57	.789	113	211	324	121	271	6	48	82	61	458	6.1
LENARD	30	0	323	53	141	.376	36	101	.356	34	43	.791	12	40	52	31	31	0	6	23	1	176	5.9
CORBIN (TOT)	71	2	1284	155	351	.442	3	18	.167	100	120	.833	81	163	244	84	147	1	63	67	20	413	5.8
CORBIN (MIA)	22	0	354	38	92	.413	2	6	.333	23	28	.821	26	39	65	23	51	0	16	17	3	101	4.6
MALONE (TOT)	32	3	510	76	193	.394	5	16	.313	29	32	.906	8	32	40	26	25	0	16	22	0	186	5.8
MALONE (MIA)	7	0	103	13	33	.394	0	0	.000	5	6	.833	0	8	8	7	6	0	3	3	0	31	4.4
SMITH (TOT)	59	3	938	116	274	.423	38	116	.328	28	46	.609	30	65	95	154	106	2	37	66	10	298	5.1
SMITH (MIA)	25	1	410	46	101	.455	13	39	.333	4	9	.444	6	33	39	68	46	1	16	26	5	109	4.4
MYERS	39	1	639	62	160	.388	11	42	.262	49	76	.645	21	52	73	97	75	1	14	56	11	184	4.7
SCHAYES	32	6	399	32	94	.340	0	0	.000	37	46	.804	29	60	89	9	60	0	11	23	16	101	3.2
RENCHER	34	1	397	32	99	.323	9	29	.310	30	43	.698	9	33	42	54	36	0	16	41	1	103	3.0
KING	15	0	156	17	36	.472	0	0	.000	4	8	.500	9	14	23	2	39	2	7	18	2	38	2.5
GRANDISON	18	3	235	13	39	.333	4	13	.308	13	19	.684	14	22	36	10	27	0	8	11	1	43	2.4
ELLIS	12	1	74	5	22	.227	0	0	.000	3	6	.500	5	3	8	4	11	0	2	3	3	13	1.1
HEAT	82	—	19780	2902	6348	.457	552	1458	.379	1553	2187	.710	999	2495	3494	1752	2158	32	574	1394	439	7909	96.5
OPPONENTS	82	—	19780	2734	6303	.434	446	1237	.361	1878	2498	.752	982	2315	3297	1645	2031	30	662	1268	403	7792	95.0

TECHNICAL FOULS:

Miami-117 (Willis-11; Coles-10; Mourning-9; Gatling-8; Riley-6; Chapman-5; Thomas-5; Myers-3; Robertson-3; Williams-3; Askins-2; DaniloVIC-1; Hardaway-1; King-1; Illegal Defense-49)

Opponents-85 (Includes 17 for Illegal Defense)

EJECTIONS:

Miami-6 (Chapman-1; Coles-1; DaniloVIC-1; Riley-1; Robertson-1; Williams-1)

Opponents-7

PLAYER	— SINGLE-GAME HIGHS —							— AVERAGE PER GAME —						
	MIN	REB	AST	ST	TO	BLK	PTS	MIN	REB	AST	STL	TO	BLK	PTS
MOURNING	47	22	7	4	10	9	50	38.2	10.4	2.3	1.00	3.7	2.70	23.2
HARDAWAY (TOT)	45	8	19	6	8	3	31	31.7	2.9	8.0	1.65	2.9	0.21	15.2
HARDAWAY (MIA)	45	8	19	6	8	2	29	37.4	3.5	10.0	2.07	3.9	0.21	17.2
QWENS	49	15	8	3	7	3	34	34.7	7.2	3.4	0.75	2.8	0.55	14.8
CHAPMAN	46	8	9	3	5	2	39	33.3	2.6	3.0	0.80	1.4	0.18	14.0
WILLIAMS (TOT)	44	12	8	5	8	3	29	29.7	4.4	3.2	1.16	2.1	0.79	13.6
WILLIAMS (MIA)	44	12	6	5	6	3	27	28.1	4.0	2.3	1.14	1.7	0.57	12.0
DANILOVIC	42	4	4	2	7	2	30	28.5	2.4	2.5	0.79	1.9	0.16	13.4
COLES	51	8	12	4	6	1	26	36.2	3.9	5.7	1.21	2.4	0.23	12.8
GATLING (TOT)	35	18	2	3	5	4	24	20.1	5.9	0.6	0.51	1.3	0.56	11.1
GATLING (MIA)	35	18	2	3	5	2	24	23.5	7.3	0.7	0.71	1.5	0.46	15.2
WILLIS	43	21	3	2	6	4	25	28.9	8.9	0.7	0.40	2.1	0.53	10.2
THOMAS	41	15	5	4	5	4	29	22.4	5.9	0.6	0.64	1.3	0.49	9.0
GAMBLE	46	7	5	5	3	1	37	23.5	2.0	1.9	0.70	0.7	0.11	6.9
ASKINS	47	13	7	3	5	5	21	25.3	4.3	1.6	0.64	1.1	0.81	6.1
LENARD	34	6	6	1	4	1	20	10.8	1.7	1.0	0.20	0.8	0.03	5.9
CORBIN (TOT)	31	13	5	4	5	2	19	18.1	3.4	1.2	0.89	0.9	0.28	5.8
CORBIN (MIA)	30	8	5	4	4	1	13	16.1	3.0	1.0	0.73	0.8	0.14	4.6
MALONE (TOT)	35	4	4	3	3	0	21	15.9	1.3	0.8	0.50	0.7	0.00	5.8
MALONE (MIA)	26	2	3	1	1	0	10	14.7	1.1	1.0	0.43	0.4	0.00	4.4
SMITH (TOT)	34	5	9	3	4	1	17	15.9	1.6	2.6	0.63	1.1	0.17	5.1
SMITH (MIA)	34	4	7	3	3	1	16	16.4	1.6	2.7	0.64	1.0	0.20	4.4
MYERS	43	8	11	2	5	2	20	16.4	1.9	2.5	0.36	1.4	0.28	4.7
SCHAYES	41	16	2	2	3	3	17	12.5	2.8	0.3	0.34	0.7	0.50	3.2
RENCHER	28	4	5	2	3	1	8	11.7	1.2	1.6	0.47	1.2	0.03	3.0
KING	22	7	2	2	5	1	8	10.4	1.5	0.1	0.47	1.2	0.13	2.5
GRANDISON	39	6	2	3	2	1	8	13.1	2.0	0.6	0.44	0.6	0.06	2.4
ELLIS	23	3	1	1	1	2	4	6.2	0.7	0.3	0.17	0.3	0.25	1.1
HEAT	290	61	33	17	27	14	125	241.2	42.6	21.4	7.00	17.0	5.35	96.5
OPPONENTS	290	58	34	19	29	13	121	241.2	40.2	20.1	8.07	15.7	4.91	95.0

1994-95 SEASON

RECORD: 32-50 (4th in Atlantic Division)

HOME: 22-19

ROAD: 10-31

OVERTIME: 1-3



Front Row (L-R): Khalid Reeves, Bimbo Coles, Assistant Coach Tony Fiorentino, Head Coach Alvin Gentry, Assistant Coach Ed Badger, Harold Miner, Kevin Pritchard.

Back Row (L-R): Strength and Conditioning Coach Bill Foran, Ledell Eackles, Billy Owens, Glen Rice, Kevin Willis, Matt Geiger, John Salley, Brad Lohaus, Keith Askins, Kevin Gamble, Trainer Ron Culp, Equipment Manager John Manoogian.

Head Coach: Alvin Gentry (15-21), Kevin Loughery (17-29)

Assistant Coaches: Tony Fiorentino, Ed Badger

Team Captains: Bimbo Coles, Glen Rice

CONFERENCE RECORDS

	Overall	Home	Road	Overtime
Eastern:	25-31	17-11	8-20	1-1
Western:	7-19	5-8	2-11	0-2

DIVISION RECORDS

	Overall	Home	Road	Overtime
Atlantic:	9-19	6-8	3-11	0-1
Central:	16-12	11-30	5-9	1-0
Midwest:	3-9	2-4	1-5	0-1
Pacific:	4-10	3-4	1-6	0-1

RECORDS BY MONTH

	Overall	Home	Road	Overtime
November:	3-9	2-3	1-6	0-0
December:	6-9	5-4	1-5	1-0
January:	5-10	3-3	2-7	0-2
February:	7-5	4-2	3-3	0-0
March:	7-11	4-5	3-6	0-1
April:	4-6	4-2	0-4	0-0

Playoff Results: None

NBA Honors: Harold Miner, Slam Dunk Champion (All-Star Weekend); Khalid Reeves, Rookie All-Star Game (All-Star Weekend); Glen Rice, Long Distance Shootout Champion (All-Star Weekend)

HEAT Honors: Glen Rice, Most Valuable Player; Keith Askins, Leadership Award

Home Attendance: 598,761 (14,604 average/15,200 capacity); 8 sellouts

Management

Players

14/15
Review

Records

Playoffs

History

All-Time
Roster

NBA/NBADL

Opponents

Media

1994-95 GAME BY GAME

DATE	OPPONENTS	SCORE	W/L	REC	STRK	ATTEND	HEAT HIGH SCORER	OPP. HIGH SCORER
1. 11/4	@ Utah	119-108	L	0-1	-1	19,991	Smith/Rice19	Hornacek21
2. 11/6	@ Phoenix	119-107	L	0-2	-2	19,023	Rice23	Johnson29
3. 11/8	@ Golden State	121-114	L	0-3	-3	15,025	Rice31	Sprewell29
4. 11/12	WASHINGTON	109-99	L	0-4	-4	15,100	Eackles22	Chapman30
5. 11/15	DALLAS	115-102	W	1-4	+1	14,324	Willis24	Johnson25
6. 11/16	@ Philadelphia	109-96	L	1-5	-1	7,312	Rice24	Malone31
7. 11/18	BOSTON	115-111	L	1-6	-2	14,556	Rice34	Wilkins24
8. 11/21	@ Orlando	124-89	L	1-7	-3	16,010	Willis20	Hardaway30
9. 11/23	CLEVELAND	100-87	W	2-7	+1	14,498	Rice30	Mills/Price17
10. 11/25	@ Detroit	111-97	W	3-7	+2	20,284	Willis30	Mills21
11. 11/29	SACRAMENTO	94-89	L	3-8	-1	14,301	Coles19	Williams20
12. 11/30	@ Charlotte	105-87	L	3-9	-2	23,698	Miner/Willis14	Johnson23
13. 12/2	NEW JERSEY	115-97	W	4-9	+1	14,449	Rice34	Andersson16
14. 12/7	PHILADELPHIA	111-102	L	4-10	-1	14,514	Rice25	Malone34
15. 12/9	ORLANDO	110-96	L	4-11	-2	15,200	Owens21	O'Neal25
16. 12/10	@ Indiana	117-103	L	4-12	-3	16,039	Rice21	Ewing33
17. 12/12	@ New York	122-111	W	5-12	+1	19,763	Rice38	Miller30
18. 12/13	@ Philadelphia	105-90	L	5-13	-1	7,157	Rice25	Burton53
19. 12/15	DENVER	101-99	L	5-14	-2	14,531	Willis29	Williams21
20. 12/17	ATLANTA	96-85	W	6-14	+1	14,486	Willis24	Ehol14
21. 12/18	@ New Jersey	103-102	L	6-15	-1	10,255	Willis26	Benjamin24
22. 12/21	MILWAUKEE	122-112	W	7-15	+1	14,402	Rice30	Baker30
23. 12/23	CHARLOTTE	116-93	W	8-15	+2	14,698	Rice37	Burrell19
24. 12/26	HOUSTON	101-88	L	8-16	-1	15,200	Rice20	O'Neal28
25. 12/27	@ Orlando	103-83	L	8-17	-2	16,010	Rice35	Ellis11
26. 12/29	L.A. CLIPPERS	126-83	W	9-17	+1	14,626	Rice27	Armstrong26
27. 12/30	@ Chicago	133-88	L	9-18	-1	22,284	Reeves19	Wilkins31
28. 1/4	@ Boston	117-113	L	9-19	-2	14,890	Rice24	Rider23
29. 1/5	MINNESOTA	114-91	W	10-19	+1	14,305	Rice23	Richmond/Williams27
30. 1/7	@ Sacramento	96-95	L	10-20	-1	17,317	Rice26	Peeler23
31. 1/8	@ L.A. Lakers	122-105	L	10-21	-2	12,997	Miner19	Smith32
32. 1/11	@ Houston	108-97	L	10-22	-3	12,424	Willis27	Mayburn17
33. 1/12	@ San Antonio	113-108	L	10-23	-4	14,651	Owens22	Radja25
34. 1/14	@ Dallas	84-77	W	11-23	+1	17,502	Rice24	Robinson26
35. 1/16	@ Atlanta	99-95	L	11-24	-1	9,608	Owens21	Starks26
36. 1/18	BOSTON	121-83	W	12-24	+1	14,681	Willis25	McKey16
37. 1/20	SAN ANTONIO	*115-114	L	12-25	-1	14,687	Rice26	Day20
38. 1/22	NEW YORK	104-95	L	12-26	-2	15,200	Owens26	Hill14
39. 1/24	INDIANA	107-96	W	13-26	+1	14,304	Owens19	Smith23
40. 1/27	@ Milwaukee	96-87	W	14-26	+2	18,171	Coles25	Mills20
41. 1/28	@ Detroit	89-85	L	14-27	-1	15,345	Owens21	Chapman20
42. 1/30	ATLANTA	95-92	L	14-28	-2	14,259	Askins21	Kemp26
43. 2/1	DETROIT	98-75	W	15-28	+1	14,304	Rice27	Howard31
44. 2/3	@ Washington	105-95	W	16-28	+2	17,206	Owens21	Robinson20
45. 2/5	@ Seattle	136-109	L	16-29	-1	14,852	Owens21	D. Davis/Miller16
46. 2/8	WASHINGTON	111-107	W	17-29	+1	14,279	Rice21	Williams20
47. 2/14	MILWAUKEE	112-99	W	18-29	+2	14,345	Owens24	Pippen38
48. 2/16	NEW YORK	96-87	L	18-30	-1	15,200	Rice33	Rider19
49. 2/17	@ New York	100-91	L	18-31	-2	19,763	Owens26	Robinson22
50. 2/19	@ Indiana	106-87	L	18-32	-3	16,452	Willis22	Vaught22
51. 2/20	@ Cleveland	103-96	W	19-32	+1	20,562	Rice36	Barkley27
52. 2/24	CHICAGO	91-83	W	20-32	+2	15,200	Owens24	Smith30
53. 2/26	@ Minnesota	106-99	L	20-33	-1	15,789	Owens19	Corbin21
54. 2/28	@ Milwaukee	95-85	W	21-33	+1	13,075	Rice24	Sprewell37
55. 3/1	@ Chicago	111-85	L	21-34	-1	22,202	Owens25	Coleman23
56. 3/3	@ Denver	100-98	L	21-35	-2	17,171	Rice24	Brown41
57. 3/5	WASHINGTON	103-90	W	22-35	+1	14,132	Eackles17	Webber29
58. 3/7	L.A. LAKERS	110-104	W	23-35	+2	14,452	Owens24	Douglas29
59. 3/9	PORTLAND	99-90	L	23-36	-1	14,252	Owens/Rice16	Hawkins/Mourning22
60. 3/11	@ Charlotte	104-95	L	23-37	-2	23,698	Rice28	Barros22
61. 3/12	UTAH	96-86	L	23-38	-3	14,301	Rice25	Gilliam33
62. 3/14	@ Portland	121-114	L	23-39	-4	12,888	Rice25	Ewing31
63. 3/16	@ Seattle	103-78	L	23-40	-5	15,257	Gamble16	Price28
64. 3/17	@ L.A. Clippers	120-98	W	24-40	+1	8,269	Rice45	O'Neal38
65. 3/19	PHOENIX	*121-117	L	24-41	-1	15,200	Owens22	Jordan31
66. 3/21	INDIANA	97-95	W	25-41	+1	14,345	Rice28	Barros21
67. 3/22	@ Atlanta	98-84	W	26-41	+2	10,291	Willis24	Houston23
68. 3/24	GOLDEN STATE	115-111	W	27-41	+3	14,461	Rice22	
69. 3/25	NEW JERSEY	96-95	L	27-42	-1	14,389	Rice30	
70. 3/28	BOSTON	126-115	L	27-43	-2	14,377	Rice39	
71. 3/29	@ Washington	101-97	W	28-43	+1	18,756	Rice26	
72. 3/31	@ Boston	100-99	L	28-44	-1	14,890	Rice26	
73. 4/2	CHARLOTTE	105-92	L	28-45	-2	14,389	Rice29	
74. 4/4	PHILADELPHIA	95-92	W	29-45	+1	14,375	Rice30	
75. 4/8	@ New Jersey	103-93	L	29-46	-1	18,568	Rice29	
76. 4/11	@ New York	112-99	L	29-47	-2	19,763	Reeves24	
77. 4/13	CLEVELAND	85-84	W	30-47	+1	14,311	Rice56	
78. 4/15	ORLANDO	123-117	W	31-47	+2	15,200	Rice27	
79. 4/17	CHICAGO	98-93	L	31-48	-1	15,200	Reeves19	
80. 4/19	@ Cleveland	90-79	L	31-49	-2	20,562	Rice36	
81. 4/21	@ Philadelphia	113-106	L	31-50	-3	15,204	Rice32	
82. 4/23	DETROIT	129-105	W	32-50	+1	14,876	Rice32	

(* Overtime)

FINAL 1994-95 STATISTICS (32-50)

PLAYER	G	GS	MIN	-FIELD GOALS-			-3-POINT FG-			-FREE THROWS-			-REBOUNDS-			PF	DQ	STL	TO	BLK	PTS	AVG	
				FG	FGA	PCT	FG	FGA	PCT	FT	FTA	PCT	OFF	DEF	TOT								
RICE	82	82	3014	667	1403	.475	185	451	.410	312	365	.855	99	279	378	192	203	1	112	153	14	1831	22.3
SMITH	2	2	62	11	29	.379	2	12	.167	17	22	.773	4	2	6	7	9	0	2	4	1	41	20.5
WILLIS (TOT)	67	63	2390	473	1015	.466	3	15	.200	205	297	.690	227	505	732	86	215	3	60	162	36	1154	17.2
WILLIS (MIA)	65	61	2301	457	974	.469	3	14	.214	195	282	.691	217	479	696	83	208	3	59	155	33	1112	17.1
OWENS	70	60	2296	403	820	.491	2	22	.091	194	313	.620	203	299	502	246	205	6	80	204	30	1002	14.3
COLES	68	65	2207	261	607	.430	16	76	.211	141	174	.810	46	145	191	416	185	1	99	156	13	679	10.0
REEVES	67	17	1462	206	465	.443	67	171	.392	140	196	.714	52	134	186	288	139	1	77	132	10	619	9.2
GEIGER	74	43	1712	260	485	.536	4	10	.400	93	143	.650	146	267	413	55	245	5	41	113	51	617	8.3
LONG	2	2	62	5	12	.417	0	0	.000	6	10	.600	1	10	11	4	11	1	2	4	0	16	8.0
GAMBLE	77	0	1223	220	450	.489	39	98	.398	87	111	.784	29	93	122	119	130	0	52	49	10	566	7.4
EACKLES	54	6	898	143	326	.439	18	41	.439	91	126	.722	33	62	95	72	88	0	19	53	2	395	7.3
MINER	45	16	871	123	305	.403	14	49	.286	69	95	.726	38	79	117	69	85	0	15	77	6	329	7.3
SALLEY	75	50	1955	197	395	.499	0	0	.000	153	207	.739	110	226	336	123	279	5	47	97	85	547	7.3
ASKINS	50	5	854	81	207	.391	21	78	.269	46	57	.807	86	112	198	39	109	0	35	25	17	229	4.6
LOHAUS	61	1	730	97	231	.420	63	155	.406	10	15	.667	28	74	102	43	85	2	20	29	25	267	4.4
PRITCHARD (TOT)	19	0	194	13	32	.406	2	8	.250	16	21	.762	0	12	12	34	22	0	2	12	1	44	2.3
PRITCHARD (MIA)	14	0	158	13	29	.448	2	5	.400	15	17	.882	0	11	11	23	19	0	2	7	1	43	3.1
HEAT	82	—	19805	3144	6738	.467	436	1182	.369	1569	2133	.736	1092	2272	3364	1779	2000	25	662	1291	298	8293	101.1
OPPONENTS	82	—	19805	3092	6566	.471	511	1417	.361	1732	2340	.740	1036	2355	3391	1860	1896	21	656	1332	385	8427	102.8

TECHNICAL FOULS:

Miami-125 (Willis-19; Coles-9; Loughery-6; Owens-6; Askins-5; Gentry-4; Eackles-3; Salley-3; Miner-2; Rice-2; Geiger-1; Team-1; Delay of Game-1; Illegal Defense-63)
Opponents-145 (Includes 81 for Illegal Defense and 1 for Delay of Game)

EJECTIONS:

Miami-2 (Coles-1; Miner-1)
Opponents-5

PLAYER	— SINGLE-GAME HIGHS —							— AVERAGE PER GAME —						
	MIN	REB	AST	ST	TO	BLK	PTS	MIN	REB	AST	STL	TO	BLK	PTS
RICE	46	9	7	6	5	2	56	36.8	4.6	2.3	1.37	1.9	0.17	22.3
SMITH	40	5	4	1	3	1	22	31.0	3.0	3.5	1.00	2.0	0.50	20.5
WILLIS (TOT)	50	24	5	4	8	3	31	35.7	10.9	1.3	0.90	2.4	0.54	17.2
WILLIS (MIA)	50	24	5	4	8	3	31	35.4	10.7	1.3	0.91	2.4	0.51	17.1
OWENS	46	16	10	5	8	3	30	32.8	7.2	3.5	1.14	2.9	0.43	14.3
COLES	53	7	15	4	7	2	25	32.5	2.8	6.1	1.46	2.3	0.19	10.0
REEVES	44	10	14	4	6	2	32	21.8	2.8	4.3	1.15	2.0	0.15	9.2
GEIGER	44	12	4	4	6	4	22	23.1	5.6	0.7	0.55	1.5	0.69	8.3
LONG	33	6	3	1	3	0	11	31.0	5.5	2.0	1.00	2.0	0.00	8.0
GAMBLE	30	5	5	3	3	1	23	15.9	1.6	1.5	0.68	0.6	0.13	7.4
EACKLES	33	8	8	2	3	1	22	16.6	1.8	1.3	0.35	1.0	0.04	7.3
MINER	37	8	6	3	8	1	23	19.4	2.6	1.5	0.33	1.7	0.13	7.3
SALLEY	45	12	6	5	4	6	21	26.1	4.5	1.6	0.63	1.3	1.13	7.3
ASKINS	45	14	3	4	5	2	19	17.1	4.0	0.8	0.70	0.5	0.34	4.6
LOHAUS	37	8	3	3	4	3	18	12.0	1.7	0.7	0.33	0.5	0.41	4.4
PRITCHARD (TOT)	22	3	6	1	3	1	11	10.2	0.6	1.8	0.11	0.6	0.05	2.3
PRITCHARD (MIA)	22	3	4	1	3	1	11	11.3	0.8	1.6	0.14	0.5	0.07	3.1
HEAT	290	62	37	17	26	10	129	241.5	41.0	21.7	8.07	15.7	3.63	101.1
OPPONENTS	290	60	38	18	30	12	136	241.5	41.4	22.7	8.00	16.2	4.70	102.8

1993-94 SEASON

RECORD: 42-40 (4th in Atlantic Division)

HOME: 22-19

ROAD: 20-21

OVERTIME: 1-3



Front Row (L-R): Harold Miner, Steve Smith, Assistant Coach Bob Staak, Head Coach Kevin Loughery, Assistant Coach Alvin Gentry, Brian Shaw, Bimbo Coles.

Back Row (L-R): Strength and Conditioning Coach Bill Foran, Morlon Wiley, Willie Burton, Glen Rice, Alec Kessler, Rony Seikaly, Matt Geiger, John Salley, Grant Long, Keith Askins, Trainer Ron Culp, Equipment Manager John Manoogian.

Head Coach: Kevin Loughery

Assistant Coaches: Bob Staak, Alvin Gentry

Team Captains: Grant Long, Steve Smith

CONFERENCE RECORDS

	Overall	Home	Road	Overtime
Eastern:	32-24	16-12	16-12	0-1
Western:	10-16	6-7	4-9	1-2

DIVISION RECORDS

	Overall	Home	Road	Overtime
Atlantic:	16-12	8-6	8-6	0-1
Central:	16-12	8-6	8-6	0-0
Midwest:	6-6	3-3	3-3	1-1
Pacific:	4-10	3-4	1-6	0-1

RECORDS BY MONTH

	Overall	Home	Road	Overtime
November:	5-7	2-5	3-2	0-0
December:	7-6	5-4	2-2	0-2
January:	8-8	3-2	5-6	0-0
February:	9-4	3-2	6-2	0-0
March:	8-8	5-3	3-5	1-1
April:	5-7	4-3	1-4	0-0

Playoff Results: Lost to Atlanta in the First Round (3-2)

NBA Honors: Glen Rice, NBA Player of the Week (week ending: Nov. 28, 1993)

HEAT Honors: Glen Rice, Most Valuable Player; Grant Long, Leadership Award

Home Attendance: 617,242 (15,055 average/15,200 capacity); 18 sellouts

1993-94 GAME BY GAME

DATE	OPPONENTS	SCORE	W/L	REC	STRK	ATTEND	HEAT HIGH SCORER	OPP. HIGH SCORER
1. 11/5	ORLANDO	116-96	L	0-1	-1	15,200	Seikaly	O'Neal
2. 11/6	@ Chicago	95-71	W	1-1	+1	18,676	Seikaly	Pippen
3. 11/11	MILWAUKEE	116-103	W	2-1	+2	15,010	Seikaly	Namman
4. 11/12	@ Orlando	115-100	W	3-1	+3	15,291	Rice	Anderson
5. 11/17	UTAH	115-111	L	3-2	-1	14,879	Seikaly	Malone
6. 11/19	ATLANTA	95-92	L	3-3	-2	15,031	Seikaly	Willis
7. 11/20	@ Washington	104-102	L	3-4	-3	12,756	Miner	Gugliotta
8. 11/22	@ New York	119-87	L	3-5	-4	19,763	Seikaly	Starks
9. 11/24	GOLDEN STATE	108-102	L	3-6	-5	15,002	Smith	Sprewell
10. 11/26	@ Boston	101-93	W	4-6	+1	14,890	Rice	Radja
11. 11/27	CHARLOTTE	114-100	W	5-6	+2	15,200	Rice	Curry
12. 11/30	PORTLAND	123-109	L	5-7	-1	14,798	Seikaly	Dumars
13. 12/3	CHICAGO	104-99	L	5-8	-2	15,200	Rice	Armstrong
14. 12/7	@ Dallas	106-101	W	6-8	+1	10,784	Rice	Harper
15. 12/9	@ Houston	*115-109	L	6-9	-1	12,707	Rice	Olajuwon
16. 12/11	BOSTON	111-80	W	7-9	+1	15,200	Miner	Gamble
17. 12/13	@ New Jersey	**110-105	L	7-10	-1	9,105	Rice	Anderson
18. 12/14	HOUSTON	97-88	L	7-11	-2	15,011	Miner	Maxwell
19. 12/16	CLEVELAND	90-89	W	8-11	+1	14,792	Rice	Daugherty
20. 12/18	PHILADELPHIA	113-90	W	9-11	+2	14,869	Rice	Weatherspoon
21. 12/22	@ Philadelphia	98-90	W	10-11	+3	10,246	Rice	Barros/Weatherspoon
22. 12/23	L.A. LAKERS	109-92	W	11-11	+4	15,200	Smith	Van Exel
23. 12/26	SACRAMENTO	109-95	W	12-11	+5	15,200	Smith	Richmond
24. 12/28	SAN ANTONIO	84-76	L	12-12	-1	15,200	Rice	Robinson
25. 12/30	ORLANDO	108-100	L	12-13	-2	15,200	Smith	O'Neal
26. 1/2	@ Detroit	93-85	W	13-13	+1	19,274	Rice/Seikaly	Dumars
27. 1/4	NEW JERSEY	100-83	W	14-13	+2	15,082	Rice	Gilliam
28. 1/7	@ Utah	110-104	W	15-13	+3	19,911	Rice	Stockton
29. 1/8	@ L.A. Clippers	109-90	W	16-13	+4	11,866	Geiger	Manning
30. 1/11	@ Sacramento	103-95	L	16-14	-1	17,317	Smith	Tisdale
31. 1/12	@ Golden State	100-92	L	16-15	-2	15,025	Geiger	Webber
32. 1/14	@ Portland	115-110	L	16-16	-3	12,888	Rice	Robinson
33. 1/15	@ Seattle	97-78	L	16-17	-4	14,787	Smith	Kemp
34. 1/18	L.A. CLIPPERS	126-124	L	16-18	-5	14,901	Rice	Jackson
35. 1/19	@ Indiana	109-92	L	16-19	-6	9,771	Geiger	Miller/Scott
36. 1/21	DETROIT	118-98	L	16-20	-7	14,925	Smith	Dumars
37. 1/23	WASHINGTON	113-80	W	17-20	+1	14,802	Rice	Cheaney
38. 1/25	CHARLOTTE	119-98	W	18-20	+2	15,200	Seikaly	Cheaney
39. 1/26	@ Boston	103-98	L	18-21	-1	14,890	Seikaly	Radja
40. 1/28	@ Orlando	106-97	W	19-21	+1	15,291	Rice	Anderson/O'Neal
41. 1/29	@ Cleveland	113-98	W	20-21	+2	19,183	Rice	Battle
42. 2/1	@ Milwaukee	88-82	W	21-21	+3	13,197	Rice	Edwards
43. 2/4	@ Charlotte	124-118	W	22-21	+4	23,698	Smith	Johnson
44. 2/5	PHILADELPHIA	96-94	L	22-22	-1	15,006	Shaw	Barros/Perry
45. 2/7	NEW YORK	96-85	W	23-22	+1	15,200	Smith	Anthony
46. 2/9	INDIANA	102-98	L	23-23	-1	14,889	Seikaly/Smith	McKinney
47. 2/10	@ Atlanta	114-98	L	23-24	-2	12,088	Rice	Wilkins
48. 2/16	@ Chicago	109-101	W	24-24	+1	18,241	Smith	Williams
49. 2/17	SEATTLE	115-112	W	25-24	+2	15,200	Smith	Kemp/Schrempf
50. 2/19	@ San Antonio	100-96	L	25-25	-1	35,717	Smith	Reid
51. 2/21	WASHINGTON	128-98	W	26-25	+1	14,890	Rice	MacLean
52. 2/22	@ New Jersey	123-97	W	27-25	+2	11,618	Rice/Smith	Williams
53. 2/25	@ Philadelphia	115-84	W	28-25	+3	12,914	Rice	Weatherspoon
54. 2/26	@ Detroit	105-100	W	29-25	+4	21,454	Long/Smith	Thomas
55. 3/1	@ Milwaukee	110-102	W	30-25	+5	13,855	Rice	Baker
56. 3/2	@ Minnesota	*108-100	W	31-25	+6	16,906	Rice	Luttrell
57. 3/5	PHILADELPHIA	120-83	W	32-25	+7	15,022	Rice	Malone
58. 3/7	BOSTON	112-104	L	32-26	-1	15,200	Long	Brown
59. 3/9	DENVER	102-80	W	33-26	+1	14,929	Rice	Rogers
60. 3/11	PHOENIX	122-107	L	33-27	-1	15,200	Rice	Ceballos
61. 3/13	@ Boston	106-87	W	34-27	+1	14,890	Seikaly	Harris
62. 3/15	MILWAUKEE	101-94	W	35-27	+2	14,911	Rice	Murdoch
63. 3/17	DALLAS	115-98	W	36-27	+3	14,920	Seikaly	Jackson
64. 3/19	CLEVELAND	106-95	W	37-27	+4	15,200	Rice	Brandon
65. 3/21	@ L.A. Lakers	84-81	L	37-28	-1	11,497	Seikaly	Threault
66. 3/22	@ Phoenix	*124-118	L	37-29	-2	19,023	Burton	K. Johnson
67. 3/24	@ Denver	113-101	L	37-30	-3	17,171	Rice	Abdul-Rauf
68. 3/26	@ Atlanta	100-90	L	37-31	-4	16,368	Smith	Dumars
69. 3/29	DETROIT	123-115	L	37-32	-5	14,938	Geiger	Coleman
70. 3/30	@ New Jersey	111-101	L	37-33	-6	16,058	Rice	Dumars
71. 4/1	INDIANA	103-91	W	38-33	+1	15,091	Rice/Salley	Davis/Scott
72. 4/2	@ New York	110-87	L	38-34	-1	19,763	Miner	Davis
73. 4/5	NEW YORK	100-86	W	39-34	+1	15,200	Miner	Ewing
74. 4/6	@ Washington	114-103	W	40-34	+2	11,444	Rice	Butler
75. 4/9	ORLANDO	125-105	L	40-35	-1	15,200	Rice	Anderson
76. 4/11	@ Charlotte	99-97	L	40-36	-2	23,698	Salley	Curry
77. 4/13	CHICAGO	96-90	L	40-37	-3	15,200	Rice/Salley/Smith	Pippen
78. 4/15	@ Cleveland	109-100	L	40-38	-4	19,346	Smith	Price
79. 4/17	NEW JERSEY	110-103	L	40-39	-5	14,991	Salley/Smith	Anderson
80. 4/19	MINNESOTA	126-99	W	41-39	+1	14,953	Rice	Rider
81. 4/21	ATLANTA	94-89	W	42-39	+2	15,200	Rice	Manning
82. 4/23	@ Indiana	114-81	L	42-40	-1	16,019	Seikaly	Miller

(*Overtime **Double Overtime)

Management

Players

Review

Records

Playoffs

History

All-Time Roster

NBA/NBADL

Opponents

Media

FINAL 1993-94 STATISTICS (42-40)

PLAYER	G	GS	MIN	-FIELD GOALS-			-3-POINT FG-			-FREE THROWS-			-REBOUNDS-				PF	DQ	STL	TO	BLK	PTS	AVG
				FG	FGA	PCT	FG	FGA	PCT	FT	FTA	PCT	OFF	DEF	TOT	AST							
RICE	81	81	2999	663	1421	.467	132	346	.382	250	284	.880	76	358	434	184	186	0	110	130	32	1708	21.1
SMITH	78	77	2776	491	1076	.456	91	262	.347	273	327	.835	156	196	352	394	217	6	84	202	35	1346	17.3
SEIKALY	72	60	2410	392	803	.488	0	2	.000	304	422	.720	244	496	740	136	279	8	59	195	100	1088	15.1
LONG	69	59	2201	300	672	.446	1	6	.167	187	238	.786	190	305	495	170	244	5	89	125	26	788	11.4
MINER	63	31	1358	254	532	.477	4	6	.667	149	180	.828	75	81	156	95	132	0	31	95	13	661	10.5
SHAW	77	52	2037	278	667	.417	73	216	.338	64	89	.719	104	246	350	385	195	1	71	173	21	693	9.0
COLES	76	4	1726	233	519	.449	20	99	.202	102	131	.779	50	109	159	263	132	0	75	107	12	588	7.7
SALLEY	76	45	1910	208	436	.477	2	3	.667	164	225	.729	132	275	407	135	260	4	56	94	78	582	7.7
GEIGER	72	0	1199	202	352	.574	1	5	.200	116	149	.779	119	184	303	32	201	2	36	61	29	521	7.2
BURTON	53	1	697	124	283	.438	3	15	.200	120	158	.759	50	86	136	39	96	0	18	54	20	371	7.0
ASKINS	37	0	319	36	88	.409	4	21	.190	9	10	.900	33	49	82	13	57	0	11	21	1	85	2.3
KESSLER	15	0	66	11	25	.440	5	9	.556	6	8	.750	4	6	10	2	14	0	1	5	1	33	2.2
WILEY	4	0	34	3	8	.375	1	4	.250	0	0	.000	0	4	4	7	4	0	2	6	0	7	1.8
ALEXANDER	4	0	12	1	2	.500	0	0	.000	0	2	.000	1	2	3	1	3	0	0	1	0	2	0.5
BOL	8	0	61	1	12	.083	0	3	.000	0	0	.000	1	10	11	0	4	0	0	5	6	2	0.3
HEAT	82	—	19805	3197	6896	.464	337	997	.338	1744	2223	.785	1235	2407	3642	1856	2024	26	643	1315	374	8475	103.4
OPPONENTS	82	—	19805	3036	6641	.457	295	892	.331	1889	2527	.748	1074	2266	3340	1821	1946	23	689	1314	438	8256	100.7

TECHNICAL FOULS:

Miami-81 (Loughery-15; Smith-7; Seikaly-5; Coles-3; Gentry-3; Askins-2; Rice-2; Shaw-2; Staak-2; Burton-1; Geiger-1; Long-1; Miner-1; Salley-1; Team-1; Illegal Defense-34)

Opponents-86 (Includes 22 for Illegal Defense and 2 for Delay of Game)

EJECTIONS:

Miami-3 (Gentry-1; Loughery-1; Staak-1)

Opponents-1

PLAYER	— SINGLE-GAME HIGHS —							— AVERAGE PER GAME —						
	MIN	REB	AST	ST	TO	BLK	PTS	MIN	REB	AST	STL	TO	BLK	PTS
RICE	55	16	5	6	8	3	40	37.0	5.4	2.3	1.36	1.6	0.40	21.1
SMITH	49	11	15	4	7	2	32	35.6	4.5	5.1	1.08	2.6	0.45	17.3
SEIKALY	50	21	6	3	10	5	36	33.5	10.3	1.9	0.82	2.7	1.39	15.1
LONG	43	17	8	5	6	3	24	31.9	7.2	2.5	1.29	1.8	0.38	11.4
MINER	39	10	8	3	4	2	28	21.6	2.5	1.5	0.49	1.5	0.21	10.5
SHAW	46	11	15	4	6	2	27	26.5	4.5	5.0	0.92	2.2	0.27	9.0
COLES	54	9	9	7	4	2	19	22.7	2.1	3.5	0.99	1.4	0.16	7.7
SALLEY	47	17	6	4	4	5	21	25.1	5.4	1.8	0.74	1.2	1.03	7.7
GEIGER	35	14	3	2	4	3	23	16.7	4.2	0.4	0.50	0.8	0.40	7.2
BURTON	30	11	4	3	3	2	28	13.2	2.6	0.7	0.34	1.0	0.38	7.0
ASKINS	28	8	2	2	2	1	13	8.6	2.2	0.4	0.30	0.6	0.03	2.3
KESSLER	9	2	1	1	2	1	5	4.4	0.7	0.1	0.07	0.3	0.07	2.2
WILEY	20	2	5	1	3	0	4	8.5	1.0	1.8	0.50	1.5	0.00	1.8
ALEXANDER	5	2	1	0	1	0	2	3.0	0.8	0.3	0.00	0.3	0.00	0.5
BOL	14	5	0	0	2	2	2	7.6	1.4	0.0	0.00	0.6	0.75	0.3
HEAT	290	58	36	20	26	14	128	241.5	44.4	22.6	7.84	16.0	4.56	103.4
OPPONENTS	290	60	35	17	26	12	126	241.5	40.7	22.2	8.40	16.0	5.34	100.7

1992-93 SEASON

RECORD: 36-46 (5th in Atlantic Division)
HOME: 26-15 **ROAD:** 10-31 **OVERTIME:** 3-6



Front Row (L-R): Kevin Edwards, Harold Miner, Assistant Coach Alvin Gentry, Head Coach Kevin Loughery, Assistant Coach Bob Staak, Brian Shaw, Bimbo Coles.

Back Row (L-R): Strength and Conditioning Coach Bill Foran, Keith Askins, Steve Smith, Glen Rice, Alec Kessler, John Salley, Rony Seikaly, Matt Geiger, Grant Long, Trainer Ron Culp.

Not pictured: Willie Burton

Head Coach: Kevin Loughery

Assistant Coaches: Bob Staak, Alvin Gentry

Team Captains: Grant Long, Rony Seikaly, Steve Smith

CONFERENCE RECORDS

	Overall	Home	Road	Overtime
Eastern:	22-34	17-11	5-23	1-4
Western:	14-12	9-4	5-8	2-2

DIVISION RECORDS

	Overall	Home	Road	Overtime
Atlantic:	9-19	8-6	1-13	1-4
Central:	13-15	9-5	4-10	0-0
Midwest:	7-5	4-2	3-3	2-1
Pacific:	7-7	5-2	2-5	0-1

RECORDS BY MONTH

	Overall	Home	Road	Overtime
November:	4-8	3-3	1-5	0-1
December:	4-10	3-5	1-5	0-0
January:	5-9	3-2	2-7	0-4
February:	8-5	6-2	2-3	1-1
March:	10-5	7-0	3-5	1-0
April:	5-9	4-3	1-6	1-0

Playoff Results: None

NBA Honors: Harold Miner, Slam Dunk Champion (All-Star Weekend); Rony Seikaly, NBA Player of the Week (week ending: Mar. 7, 1993)

HEAT Honors: Steve Smith, Most Valuable Player; Grant Long, Leadership Award

Home Attendance: 614,923 (14,998 average/15,008 capacity); 38 sellouts

1992-93 GAME BY GAME

DATE	OPPONENTS	SCORE	W/L	REC	STRK	ATTEND	HEAT HIGH SCORER	OPP. HIGH SCORER
1. 11/6	@ Orlando	110-100	L	0-1	-1	15,151	Burton.....	23 Anderson.....
2. 11/7	NEW JERSEY	106-94	W	1-1	+1	15,008	Coles.....	25 Petrovic.....
3. 11/10	BOSTON	110-106	W	2-1	+2	15,008	Rice.....	27 Lewis.....
4. 11/12	@ Detroit	95-98	L	2-2	-1	21,454	Seikaly.....	29 Dumars.....
5. 11/14	@ Charlotte	104-95	W	3-2	+1	23,698	Seikaly.....	29 Gill.....
6. 11/17	GOLDEN STATE	125-119	L	3-3	-1	15,008	Seikaly.....	27 Hardaway.....
7. 11/20	@ Philadelphia ***	129-128	L	3-4	-2	13,417	Rice.....	35 Hornacek.....
8. 11/21	CHARLOTTE	123-111	L	3-5	-3	15,008	Rice.....	32 Curry.....
9. 11/24	@ Indiana	114-82	L	3-6	-4	10,098	Edwards.....	16 Miller.....
10. 11/25	INDIANA	110-93	W	4-6	+1	15,008	Rice.....	28 Schrempf.....
11. 11/27	HOUSTON	101-93	L	4-7	-1	15,008	Rice.....	22 Olajuwon.....
12. 11/28	@ Atlanta	112-100	L	4-8	-2	10,330	Rice.....	30 Wilkins.....
13. 12/3	@ Milwaukee	100-97	L	4-9	-3	14,516	Edwards/Seikaly.....	26 Brickowski.....
16. 12/4	@ Boston	114-104	L	4-10	-4	14,890	Edwards.....	22 Lewis.....
15. 12/5	NEW JERSEY	111-104	L	4-11	-5	15,008	Rice.....	35 Petrovic.....
16. 12/8	@ Dallas	126-112	W	5-11	+1	11,201	Long.....	21 Harper.....
17. 12/10	@ San Antonio	101-91	L	5-12	-1	16,057	Seikaly.....	16 Robinson.....
18. 12/12	PHOENIX	122-118	L	5-13	-2	15,008	Seikaly.....	25 Barkley.....
19. 12/15	SACRAMENTO	106-98	W	6-13	+1	14,892	Seikaly.....	27 Richmond.....
20. 12/18	ATLANTA	108-100	L	6-14	-1	15,008	Coles.....	22 Blaylock.....
21. 12/19	@ New York	91-87	L	6-15	-2	19,763	Seikaly.....	21 Ewing.....
22. 12/21	@ Chicago	86-82	L	6-16	-3	18,147	Rice.....	21 Pippen.....
23. 12/23	UTAH	92-86	L	6-17	-4	15,008	Rice.....	18 K. Malone.....
24. 12/26	ORLANDO	106-100	W	7-17	+1	15,008	Edwards.....	22 O'Neal.....
25. 12/28	L.A. LAKERS	107-96	W	8-17	+2	15,008	Edwards.....	23 Worthy.....
26. 12/30	CHICAGO	105-100	L	8-18	-1	15,008	Rice.....	33 Jordan.....
27. 1/2	@ Washington	100-93	L	8-19	-2	8,129	Rice.....	19 Adams/Elison/Grant.....
28. 1/5	DETROIT	89-83	W	9-19	+1	15,008	Miner.....	19 Thomas.....
29. 1/7	@ Golden State	119-105	L	9-20	-1	15,025	Edwards.....	26 Mullin.....
30. 1/9	@ Sacramento	108-94	L	9-21	-2	17,317	Seikaly.....	18 Richmond.....
31. 1/10	@ L.A. Lakers	101-89	W	10-21	+1	14,956	Edwards.....	25 Divac.....
32. 1/12	@ Utah	**125-122	L	10-22	-1	19,911	Rice.....	31 K. Malone.....
33. 1/14	@ Portland	*104-93	L	10-23	-2	12,888	Miner.....	20 Porter.....
34. 1/15	@ Phoenix	107-99	L	10-24	-3	19,023	Miner.....	23 Barkley.....
35. 1/20	PHILADELPHIA	*115-112	L	10-25	-4	15,008	Seikaly.....	28 Hornacek.....
36. 1/22	@ Orlando	110-104	W	11-25	+1	15,151	Rice.....	28 Bowie.....
37. 1/24	DALLAS	122-106	W	12-25	+2	15,008	Rice.....	31 Harper.....
38. 1/26	@ Washington	*104-102	L	12-26	-1	7,041	Rice.....	26 Adams.....
39. 1/28	MILWAUKEE	109-87	L	12-27	-2	15,008	Seikaly.....	18 Roberts.....
40. 1/30	CLEVELAND	98-95	W	13-27	+1	15,008	Smith.....	21 Daugherty.....
41. 2/3	ATLANTA	116-96	W	14-27	+2	15,008	Rice.....	45 Wilkins.....
42. 2/5	NEW YORK	108-105	L	14-28	-1	15,008	Seikaly.....	28 Ewing.....
43. 2/7	@ New York	104-82	L	14-29	-2	19,763	Long.....	21 Campbell/Ewing.....
44. 2/9	@ Detroit	106-105	W	15-29	+1	21,454	Long.....	24 Mills.....
45. 2/10	@ Minnesota	101-90	W	16-29	+2	18,289	Rice.....	19 Person.....
46. 2/12	CHARLOTTE	116-107	L	16-30	-1	15,008	Long.....	21 Johnson.....
47. 2/14	@ New Jersey	*117-111	L	16-31	-2	16,299	Shaw.....	31 Petrovic.....
48. 2/15	DENVER	**130-129	W	17-31	+1	14,888	Rice.....	23 Aguirre.....
49. 2/17	DETROIT	111-107	W	18-31	+2	15,008	Shaw.....	33 Aquirre.....
50. 2/23	@ Cleveland	102-100	L	18-32	-1	18,648	Long/Miner.....	18 Price.....
51. 2/24	PORTLAND	102-91	W	19-32	+1	15,008	Rice/Seikaly.....	24 Drexler.....
52. 2/26	SAN ANTONIO	93-86	W	20-32	+2	15,008	Long.....	25 Robinson.....
53. 2/28	MINNESOTA	105-93	W	21-32	+3	15,008	Long.....	23 Bailey.....
54. 3/2	WASHINGTON	125-106	W	22-32	+4	14,839	Smith.....	30 Stewart.....
55. 3/5	L.A. CLIPPERS	109-105	W	23-32	+5	15,008	Rice/Seikaly.....	21 Manning.....
56. 3/7	INDIANA	114-99	W	24-32	+6	15,008	Long.....	22 Schrempf.....
57. 3/9	@ Houston	104-94	L	24-33	-1	13,351	Rice.....	24 Olajuwon.....
58. 3/11	CHICAGO	97-95	W	25-33	+1	15,008	Seikaly.....	30 Jordan.....
59. 3/13	SEATTLE	106-102	W	26-33	+2	15,008	Long.....	23 Johnson.....
60. 3/15	@ Denver	*103-100	W	27-33	+3	13,009	Rice.....	30 Jackson.....
61. 3/16	@ Seattle	98-85	L	27-34	-1	14,252	Seikaly.....	20 Kemp.....
62. 3/18	@ L.A. Clippers	133-117	W	28-34	+1	13,178	Rice.....	26 Manning.....
63. 3/20	CLEVELAND	96-91	W	29-34	+2	15,008	Rice.....	27 Nance.....
64. 3/23	@ Orlando	103-89	L	29-35	-1	15,151	Rice.....	27 O'Neal.....
65. 3/24	@ Boston	115-109	L	29-36	-2	14,890	Rice.....	35 Lewis.....
66. 3/26	NEW JERSEY	110-100	W	30-36	+1	15,008	Rice.....	27 Coleman.....
67. 3/27	@ Atlanta	118-106	L	30-37	-1	15,527	Rice.....	19 Wilkins.....
68. 3/30	@ Charlotte	116-89	W	31-37	+1	23,698	Seikaly.....	20 Mourning.....
69. 4/1	@ New Jersey	95-82	L	31-38	-1	12,234	Seikaly.....	17 Coleman.....
70. 4/2	NEW YORK	123-107	L	31-39	-2	15,008	Miner/Smith.....	20 Ewing.....
71. 4/4	ORLANDO	124-106	W	32-39	+1	15,008	Smith.....	31 Anderson.....
72. 4/6	@ Cleveland	115-100	L	32-40	-1	19,137	Long.....	18 Daugherty.....
73. 4/8	@ Milwaukee	117-92	W	33-40	+1	15,487	Rice.....	32 Lohaus.....
74. 4/10	PHILADELPHIA	119-114	W	34-40	+2	15,008	Shaw.....	24 Hawkins.....
75. 4/12	MILWAUKEE	106-95	W	35-40	+3	15,008	Rice.....	25 Day.....
76. 4/14	@ Chicago	119-92	L	35-41	-1	18,676	Miner.....	19 Jordan.....
77. 4/15	@ Washington	110-92	L	35-42	-2	11,007	Rice.....	23 Chapman/Gugliotta.....
78. 4/17	BOSTON	103-100	L	35-43	-3	15,008	Seikaly.....	23 Lewis.....
79. 4/20	NEW YORK	109-97	L	35-44	-4	15,008	Seikaly.....	23 Smith.....
80. 4/21	@ Philadelphia	107-97	L	35-45	-5	7,854	Kessler.....	17 Hawkins.....
81. 4/23	WASHINGTON	*121-120	W	36-45	+1	15,008	Long.....	31 Stewart.....
82. 4/24	@ Indiana	94-88	L	36-46	-1	15,311	Smith.....	23 Fleming.....

(* Overtime ** Double Overtime *** Triple Overtime)

FINAL 1992-93 STATISTICS (36-46)

PLAYER	G	GS	MIN	-FIELD GOALS-			-3-POINT FG-			-FREE THROWS-			-REBOUNDS-			AST	PF	DQ	STL	TO	BLK	PTS	AVG
				FG	FGA	PCT	FG	FGA	PCT	FT	FTA	PCT	OFF	DEF	TOT								
RICE	82	82	3082	582	1324	.440	148	386	.383	242	295	.820	92	332	424	180	201	0	92	157	25	1554	19.0
SEIKALY	72	64	2456	417	868	.480	1	8	.125	397	540	.735	259	587	846	100	260	3	38	203	83	1232	17.1
SMITH	48	43	1610	279	619	.451	53	132	.402	155	197	.787	56	141	197	267	148	3	50	129	16	766	16.0
LONG	76	62	2728	397	847	.469	6	26	.231	261	341	.765	197	371	568	182	264	8	104	133	31	1061	14.0
EDWARDS	40	30	1134	216	462	.468	5	17	.294	119	141	.844	48	73	121	120	69	0	68	75	12	556	13.9
COLES	81	37	2232	318	686	.464	42	137	.307	177	220	.805	58	108	166	373	199	4	80	108	11	855	10.6
MINER	73	0	1383	292	615	.475	3	9	.333	163	214	.762	74	73	147	73	130	2	34	92	8	750	10.3
SALLEY	51	34	1422	154	307	.502	0	0	.000	115	144	.799	113	200	313	83	192	7	32	101	70	423	8.3
BURTON	26	8	451	54	141	.383	5	15	.333	91	127	.717	22	48	70	16	58	0	13	50	16	204	7.8
SHAW	68	45	1603	197	501	.393	43	130	.331	61	78	.782	70	187	257	235	163	2	48	96	19	498	7.3
GEIGER	48	2	554	76	145	.524	0	4	.000	62	92	.674	46	74	120	14	123	6	15	36	18	214	4.5
KESSLER	40	2	415	57	122	.467	5	11	.455	36	47	.766	25	66	91	14	63	0	4	21	12	155	3.9
ASKINS	69	1	935	88	213	.413	22	65	.338	29	40	.725	74	124	198	31	141	2	31	37	29	227	3.3
HEAT	82	—	20005	3127	6850	.456	333	940	.354	1908	2476	.771	1134	2384	3518	1688	2011	37	609	1287	350	8495	103.6
OPPONENTS	82	—	20005	3232	6791	.476	265	781	.339	1860	2416	.770	1032	2424	3456	1965	2053	20	656	1304	426	8589	104.7

TECHNICAL FOULS:

Miami-57 (Loughery-14; Seikaly-7; Coles-5; Smith-4; Geiger-3; Askins-2; Long-2; Salley-2; Shaw-2; Staak-2; Gentry-1; Illegal Defense-13)

Opponents-94 (Includes 42 for Illegal Defense)

EJECTIONS:

Miami-5 (Loughery-3; Askins-1; Staak-1)

Opponents-4

PLAYER	— SINGLE-GAME HIGHS —							— AVERAGE PER GAME —						
	MIN	REB	AST	ST	TO	BLK	PTS	MIN	REB	AST	STL	TO	BLK	PTS
RICE	59	17	5	4	7	2	45	37.6	5.2	2.2	1.12	1.9	0.30	19.0
SEIKALY	46	34	6	3	7	4	30	34.1	11.8	1.4	0.53	2.8	1.15	17.1
SMITH	46	11	12	4	7	2	31	33.5	4.1	5.6	1.04	2.7	0.33	16.0
LONG	53	17	9	6	8	2	31	35.9	7.5	2.4	1.37	1.8	0.41	14.0
EDWARDS	46	8	7	6	5	2	26	28.4	3.0	3.0	1.70	1.9	0.30	13.9
COLES	45	7	14	3	5	2	25	27.6	2.0	4.6	0.99	1.3	0.14	10.6
MINER	39	7	4	2	4	1	27	18.9	2.0	1.0	0.47	1.3	0.11	10.3
SALLEY	52	12	8	3	7	4	23	27.9	6.1	1.6	0.63	2.0	1.37	8.3
BURTON	36	9	2	2	5	3	23	17.3	2.7	0.6	0.50	1.9	0.62	7.8
SHAW	47	11	12	4	6	2	32	23.6	3.8	3.5	0.71	1.4	0.28	7.3
GEIGER	38	8	2	2	4	3	18	11.5	2.5	0.3	0.31	0.8	0.38	4.5
KESSLER	28	9	3	1	4	1	17	10.4	2.3	0.4	0.10	0.5	0.30	3.9
ASKINS	39	16	3	4	3	3	14	13.6	2.9	0.4	0.45	0.5	0.42	3.3
HEAT	315	59	36	18	26	10	133	244.0	42.9	20.6	7.43	15.7	4.27	103.6
OPPONENTS	315	64	42	17	26	12	129	244.0	42.1	24.0	8.00	15.9	5.20	104.7

1991-92 SEASON

RECORD: 38-44 (4th in Atlantic Division)

HOME: 28-13

ROAD: 10-31

OVERTIME: 2-4



Front Row (L-R): John Morton, Kevin Edwards, Assistant Coach Bob Staak, Head Coach Kevin Loughery, Assistant Coach Alvin Gentry, Jon Sundvold, Bimbo Coles.

Back Row (L-R): Strength and Conditioning Coach Bill Foran, Trainer Ron Culp, Willie Burton, Steve Smith, Grant Long, Rony Seikaly, Alan Ogg, Alec Kessler, Glen Rice, Keith Askins, Brian Shaw, Equipment Manager John Manoogian.

Head Coach: Kevin Loughery

Assistant Coaches: Bob Staak, Alvin Gentry

Team Captains: Grant Long, Rony Seikaly

CONFERENCE RECORDS

	Overall	Home	Road	Overtime
Eastern:	27-29	20-8	7-21	2-1
Western:	11-15	8-5	3-10	0-3

DIVISION RECORDS

	Overall	Home	Road	Overtime
Atlantic:	14-14	10-4	4-10	0-0
Central:	13-15	10-4	3-11	2-1
Midwest:	7-5	5-1	2-4	0-2
Pacific:	4-10	3-4	1-6	0-1

RECORDS BY MONTH

	Overall	Home	Road	Overtime
November:	8-7	6-2	2-5	1-0
December:	6-9	5-2	1-7	1-1
January:	7-8	5-2	2-6	0-2
February:	6-7	4-2	2-5	0-0
March:	7-8	5-3	2-5	0-1
April:	4-5	3-2	1-3	0-0

Playoff Results: Lost to Chicago in the First Round (3-0)

NBA Honors: Glen Rice, NBA Player of the Month (April); Steve Smith, All-Rookie First Team

HEAT Honors: Glen Rice, Most Valuable Player; Grant Long, Leadership Award

Home Attendance: 613,583 (14,965 average/15,008 capacity); 34 sellouts

1991-92 GAME BY GAME

	DATE	OPPONENTS	SCORE	W/L	REC	STRK	ATTEND	HEAT HIGH SCORER	OPP. HIGH SCORER
1.	11/2	NEW YORK	107-93	W	1-0	+1	15,008	Rice.....	29 Ewing.....
2.	11/5	BOSTON	93-89	L	1-1	-1	15,008	Coles/Rice/Seikaly.....	16 Lewis.....
3.	11/7	@ New Jersey	111-89	W	2-1	+1	11,643	Burton.....	24 Bowie.....
4.	11/9	@ Atlanta	97-93	L	2-2	-1	10,236	Rice.....	24 Wilkins.....
5.	11/13	DETROIT	107-102	W	3-2	+1	15,008	Coles.....	19 I. Thomas.....
6.	11/15	CHARLOTTE	120-105	W	4-2	+2	15,008	Rice.....	33 Frederick.....
7.	11/16	@ Milwaukee	*120-116	W	5-2	+3	15,621	Rice.....	30 Malone.....
8.	11/19	UTAH	111-91	W	6-2	+4	15,008	Seikaly.....	23 K. Malone.....
9.	11/20	@ Philadelphia	114-107	L	6-3	-1	10,683	Rice.....	27 Barkley.....
10.	11/22	SACRAMENTO	118-112	W	7-4	+1	15,008	Rice/Smith.....	23 Richmond.....
11.	11/23	@ Indiana	119-83	L	7-4	-1	11,961	Long.....	16 Person.....
12.	11/26	@ New York	98-81	L	7-5	-2	15,711	Rice.....	23 Wilkins.....
13.	11/27	L.A. LAKERS	89-87	L	7-6	-3	15,008	Seikaly.....	17 Scott.....
14.	11/29	PHILADELPHIA	95-92	W	8-6	+1	15,008	Seikaly.....	20 Anderson.....
15.	11/30	@ Orlando	105-99	L	8-7	-1	15,151	Smith.....	24 Scott.....
16.	12/3	PORTLAND	124-94	L	8-8	-2	15,008	Long/Rice.....	24 Porter.....
17.	12/4	@ Boston	124-97	L	8-9	-3	14,890	Rice.....	17 Parish.....
18.	12/7	PHOENIX	109-108	L	8-10	-4	15,008	Burton/Seikaly.....	18 Johnson.....
19.	12/10	@ Dallas	*114-110	L	8-11	-5	14,239	Burton.....	23 Blackburn.....
20.	12/11	CLEVELAND	105-103	W	9-11	+1	14,707	Rice.....	21 Price.....
21.	12/13	@ Charlotte	112-108	W	10-11	+2	23,698	Seikaly.....	28 Johnson.....
22.	12/14	ATLANTA	121-101	W	11-11	+3	15,008	Rice.....	26 Willis.....
23.	12/17	@ Cleveland	148-80	L	11-12	-1	10,487	Smith.....	15 Battle/Price.....
24.	12/18	INDIANA	*118-112	W	12-12	+1	15,008	Rice.....	22 Person.....
25.	12/20	@ Philadelphia	127-99	L	12-13	-1	10,847	Seikaly.....	21 Barkley/Gilliam.....
26.	12/21	BOSTON	112-101	W	13-13	+1	15,008	Seikaly.....	26 Lewis.....
27.	12/23	ORLANDO	113-102	W	14-13	+2	15,008	Seikaly.....	27 Anderson.....
28.	12/26	@ Phoenix	132-104	L	14-14	-1	14,496	Smith.....	22 Perry.....
29.	12/28	@ Utah	128-103	L	14-15	-2	19,911	Smith.....	19 K. Malone.....
30.	12/29	@ Portland	129-96	L	14-16	-3	12,888	Edwards.....	20 Drexler.....
31.	1/2	@ Seattle	*113-109	L	14-17	-4	10,787	Edwards.....	26 Pierce.....
32.	1/4	@ Sacramento	110-97	W	15-17	+1	17,014	Rice.....	22 Webb.....
33.	1/5	@ L.A. Lakers	123-111	L	15-18	-1	16,530	Long.....	23 Worthy.....
34.	1/8	CHICAGO	108-106	L	15-19	-2	15,008	Rice.....	33 Jordan.....
35.	1/10	HOUSTON	*111-107	L	15-20	-3	15,008	Long/Seikaly.....	23 Thorpe.....
36.	1/11	@ Chicago	108-99	L	15-21	-4	18,676	Rice.....	22 Thorpe.....
37.	1/15	MILWAUKEE	134-115	W	16-21	+1	15,008	Rice.....	31 Brickowski/Humphries.....
38.	1/16	@ Washington	102-94	W	17-21	+2	6,522	Rice.....	35 Grant.....
39.	1/18	@ Indiana	117-102	L	17-22	-1	11,782	Seikaly.....	22 Miller.....
40.	1/20	MINNESOTA	121-106	W	18-22	+1	15,008	Rice.....	25 Campbell.....
41.	1/22	WASHINGTON	125-112	W	19-22	+2	14,541	Rice.....	22 Eackles.....
42.	1/24	@ New Jersey	123-117	L	19-23	-1	11,415	Rice.....	35 Coleman.....
43.	1/25	DALLAS	103-101	W	20-23	+1	15,008	Rice.....	33 Harper.....
44.	1/29	SEATTLE	119-114	W	21-23	+2	14,728	Rice.....	30 Dumas.....
45.	1/31	@ Detroit	109-98	L	21-24	-1	21,454	Long/Rice.....	21 Dumas.....
46.	2/2	CHARLOTTE	118-100	W	22-24	+1	15,008	Rice.....	28 Gill.....
47.	2/4	@ New York	122-91	L	22-25	-1	15,005	Rice.....	21 Ewing.....
48.	2/5	GOLDEN STATE	126-124	W	23-25	+1	15,008	Rice.....	33 Mullins.....
49.	2/11	PHILADELPHIA	114-102	L	23-26	-1	15,008	Seikaly.....	26 Hawkins.....
50.	2/13	ATLANTA	121-119	W	24-26	+1	15,008	Long/Rice.....	26 Robinson.....
51.	2/16	@ Charlotte	126-109	L	24-27	-1	23,698	Coles.....	16 Johnson.....
52.	2/17	NEW YORK	104-102	L	24-28	-2	15,008	Rice.....	30 Ewing.....
53.	2/20	@ Milwaukee	111-109	W	25-28	+1	13,642	Rice.....	30 Brickowski.....
54.	2/22	DETROIT	107-98	W	26-28	+2	15,008	Rice.....	23 Dumas.....
55.	2/25	@ San Antonio	123-101	L	26-29	-1	16,057	Long.....	25 Robinson.....
56.	2/26	@ Denver	105-98	W	27-29	+1	8,944	Rice.....	38 Jackson.....
57.	2/28	@ L.A. Clippers	108-92	L	27-30	-1	11,279	Edwards.....	24 Manning.....
58.	2/29	@ Golden State	136-110	L	27-31	-2	15,025	Burton.....	25 Owens.....
59.	3/5	L.A. CLIPPERS	117-116	L	27-32	-3	14,822	Rice.....	30 Manning.....
60.	3/5	@ Houston	114-93	L	27-33	-4	13,884	Shaw.....	20 Maxwell/Thorpe.....
61.	3/7	@ Chicago	123-81	L	27-34	-5	15,487	Edwards.....	31 Jordan.....
62.	3/8	WASHINGTON	112-98	W	28-34	+1	14,890	Rice.....	30 Ellison.....
63.	3/10	BOSTON	108-101	W	29-34	+2	15,008	Rice.....	31 Lewis.....
64.	3/13	DENVER	113-109	W	30-34	+3	15,008	Rice.....	29 Liberty.....
65.	3/14	@ Atlanta	115-102	L	30-35	-1	15,699	Rice.....	22 Augmon.....
66.	3/16	CHICAGO	116-100	L	30-36	-2	15,008	Seikaly.....	21 Johnson.....
67.	3/18	INDIANA	*116-111	L	30-37	-3	14,799	Rice.....	26 Person.....
68.	3/21	@ New York	105-88	L	30-38	-4	19,763	Seikaly.....	12 McDaniel.....
69.	3/22	NEW JERSEY	107-100	W	31-38	+1	15,008	Long.....	30 Coleman.....
70.	3/25	@ Minnesota	105-97	W	32-38	+2	18,818	Long.....	27 Brooks.....
71.	3/27	SAN ANTONIO	118-101	W	33-38	+3	15,008	Rice.....	35 Cummings.....
72.	3/28	@ Orlando	109-100	W	34-38	+4	15,151	Rice.....	35 Bowie.....
73.	3/31	@ Cleveland	123-114	L	34-39	-1	16,020	Rice.....	30 Daugherty.....
74.	4/1	@ Philadelphia	108-91	L	34-40	-2	12,132	Seikaly.....	19 Price.....
75.	4/3	CLEVELAND	103-100	L	34-41	-3	15,008	Rice.....	25 Barkley.....
76.	4/5	@ Detroit	104-80	L	34-42	-4	21,454	Long.....	17 Laimbeer/Salley.....
77.	4/7	WASHINGTON	100-89	W	35-42	+1	14,824	Rice.....	21 Grant.....
78.	4/10	@ Washington	108-93	W	36-42	+2	10,137	Seikaly.....	24 Eackles/Stewart.....
79.	4/11	ORLANDO	105-101	W	37-42	+3	15,008	Rice.....	46 Anderson.....
80.	4/14	NEW JERSEY	105-100	L	37-43	-1	15,008	Rice.....	36 Coleman.....
81.	4/16	MILWAUKEE	95-87	W	38-43	+1	15,008	Rice.....	23 Lohaus.....
82.	4/19	@ Boston	109-93	L	38-44	-1	14,890	Rice.....	34 Lewis/Parish.....

(*Overtime)

Management

Players

Review

Records

Playoffs

History

All-Time Roster

NBA/NBADL

Opponents

Media



FINAL 1991-92 STATISTICS (38-44)

PLAYER	G	GS	MIN	FIELD GOALS-			-3-POINT FG-			-FREE THROWS-			-REBOUNDS-			AST	PF	DQ	STL	TO	BLK	PTS	AVG
				FG	FGA	PCT	FG	FGA	PCT	FT	FTA	PCT	OFF	DEF	TOT								
RICE	79	79	3007	672	1432	.469	155	396	.391	266	318	.836	84	310	394	184	170	0	90	145	35	1765	22.3
SEIKALY	79	78	2800	463	947	.489	0	3	.000	370	505	.733	307	627	934	109	278	2	40	216	121	1296	16.4
LONG	82	82	3063	440	890	.494	6	22	.273	326	404	.807	259	432	691	225	248	2	139	185	40	1212	14.8
SMITH	61	59	1806	297	654	.454	40	125	.320	95	127	.748	81	107	188	278	162	1	59	152	19	729	12.0
BURTON	68	50	1585	280	622	.450	6	15	.400	196	245	.800	76	168	244	123	186	2	46	119	37	762	11.2
EDWARDS	81	1	1840	325	716	.454	7	32	.219	162	191	.848	56	155	211	170	138	1	99	120	20	819	10.1
COLES	81	28	1976	295	649	.455	10	52	.192	216	262	.824	69	120	189	366	151	3	73	167	13	816	10.1
SHAW (TOT)	63	26	1423	209	513	.407	5	23	.217	72	91	.791	50	154	204	250	115	0	57	99	22	495	7.9
SHAW (MIA)	46	23	987	139	349	.398	5	16	.313	37	51	.725	39	96	135	161	86	0	45	67	12	320	7.0
DOUGLAS	5	2	98	16	31	.516	0	1	.000	5	7	.714	1	5	6	19	10	0	4	8	0	37	7.4
KESSLER	77	4	1197	158	383	.413	0	0	.000	94	115	.817	114	200	314	34	185	3	17	58	32	410	5.3
MORTON (TOT)	25	0	270	36	93	.387	2	16	.125	32	38	.842	6	20	26	32	23	0	13	28	1	106	4.2
MORTON (MIA)	21	0	216	33	81	.407	2	15	.133	24	29	.828	3	16	19	27	20	0	12	24	1	92	4.4
ASKINS	59	4	843	84	205	.410	25	73	.342	26	37	.703	65	77	142	38	109	0	40	47	15	219	3.7
BENNETT (TOT)	54	45	833	80	211	.379	0	1	.000	35	50	.700	63	99	162	38	122	1	19	33	9	195	3.6
BENNETT (MIA)	2	0	2	1	2	.500	0	0	.000	0	0	.000	1	0	1	0	1	0	0	0	0	2	1.0
OGG	43	0	367	46	84	.548	0	0	.000	16	30	.533	30	44	74	7	73	0	5	19	28	108	2.5
BABIC	9	0	35	6	13	.462	0	0	.000	6	8	.750	2	9	11	6	0	0	1	5	0	18	2.0
SUNDVOLD	3	0	8	1	3	.333	1	1	1.000	0	0	.000	0	0	0	2	2	0	0	0	0	3	1.0
HEAT	82	—	19830	3256	7061	.461	257	751	.342	1839	2329	.790	1187	2366	3553	1749	1819	14	670	1377	373	8608	105.0
OPPONENTS	82	—	19830	3529	7157	.493	210	606	.347	1685	2242	.752	1134	2415	3549	2070	1968	21	731	1316	447	8953	109.2

TECHNICAL FOULS:

Miami-42 (Loughery-10; Seikaly-4; Gentry-3; Burton-2; Kessler-2; Long-2; Askins-1; Coles-1; Ogg-1; Rice-1; Illegal Defense-15)

Opponents-69 (Includes 27 for Illegal Defense)

EJECTIONS:

Miami-2 (Seikaly-2; Burton-1)

Opponents-4

PLAYER	— SINGLE-GAME HIGHS —								— AVERAGE PER GAME —							
	MIN	REB	AST	ST	TO	BLK	PTS		MIN	REB	AST	STL	TO	BLK	PTS	
RICE	50	14	6	4	6	2	46		38.1	5.0	2.3	1.14	1.8	0.44	22.3	
SEIKALY	48	24	5	2	6	6	28		35.4	11.8	1.4	0.51	2.7	1.53	16.4	
LONG	46	15	6	5	6	3	29		37.4	8.4	2.7	1.70	2.3	0.49	14.8	
SMITH	41	8	9	4	9	2	24		29.6	3.1	4.6	0.97	2.5	0.31	12.0	
BURTON	44	9	6	3	6	3	28		23.3	3.6	1.8	0.68	1.8	0.54	11.2	
EDWARDS	35	9	7	6	7	2	26		22.7	2.6	2.1	1.22	1.5	0.25	10.1	
COLES	41	7	12	4	7	1	22		24.4	2.3	4.5	0.90	2.1	0.16	10.1	
SHAW (TOT)	36	9	12	6	5	3	24		22.6	3.2	4.0	0.90	1.6	0.35	7.9	
SHAW (MIA)	35	8	9	6	5	2	20		21.5	2.9	3.5	0.98	1.5	0.26	7.0	
DOUGLAS	27	3	7	2	3	0	11		19.6	1.2	3.8	0.80	1.6	0.00	7.4	
KESSLER	29	14	3	3	4	3	15		15.5	4.1	0.4	0.22	0.8	0.42	5.3	
MORTON (TOT)	31	4	7	2	3	1	16		10.8	1.0	1.3	0.52	1.1	0.04	4.2	
MORTON (MIA)	31	4	7	2	3	1	16		10.3	0.9	1.3	0.57	1.1	0.05	4.4	
ASKINS	34	9	4	3	3	3	18		14.3	2.4	0.6	0.68	0.8	0.25	3.7	
BENNETT (TOT)	31	10	3	2	3	2	14		15.4	3.0	0.7	0.35	0.6	0.17	3.6	
BENNETT (MIA)	1	1	0	0	0	0	2		1.0	0.5	0.0	0.00	0.0	0.00	1.0	
OGG	27	6	2	2	3	4	10		8.5	1.7	0.2	0.12	0.4	0.65	2.5	
BABIC	12	5	2	1	1	0	6		3.9	1.2	0.7	0.11	0.6	0.00	2.0	
SUNDVOLD	6	0	2	0	0	0	3		2.7	0.0	0.7	0.00	0.0	0.00	1.0	
HEAT	265	56	35	16	29	9	134		241.8	43.3	21.3	8.17	16.8	4.55	105.0	
OPPONENTS	265	59	42	20	29	13	148		241.8	43.3	25.2	8.91	16.0	5.45	109.2	

1990-91 SEASON

RECORD: 24-58 (6th in Atlantic Division)

HOME: 18-23

ROAD: 6-35

OVERTIME: 0-3



Front Row (L-R): Sherman Douglas, Jon Sundvold, Assistant Coach Tony Fiorentino, Head Coach Ron Rothstein, Assistant Coach Dave Wohl, Bimbo Coles, Kevin Edwards.

Back Row (L-R): Equipment Manager John Manoojian, Trainer Ron Culp, Willie Burton, Glen Rice, Terry Davis, Alan Ogg, Rony Seikaly, Alec Kessler, Grant Long, Billy Thompson, Keith Askins, Strength and Conditioning Coach Bill Foran.

Head Coach: Ron Rothstein

Assistant Coaches: Dave Wohl, Tony Fiorentino

Team Captains: Sherman Douglas, Grant Long

CONFERENCE RECORDS

	Overall	Home	Road	Overtime
Eastern:	15-39	12-15	3-24	0-3
Western:	9-19	6-8	3-11	0-0

DIVISION RECORDS

	Overall	Home	Road	Overtime
Atlantic:	9-19	7-8	2-11	0-2
Central:	6-20	5-7	1-13	0-1
Midwest:	6-8	4-3	2-5	0-0
Pacific:	3-11	2-5	1-6	0-0

RECORDS BY MONTH

	Overall	Home	Road	Overtime
November:	5-9	4-3	1-6	0-0
December:	3-12	1-7	2-5	0-0
January:	3-12	3-4	0-8	0-1
February:	6-6	4-4	2-2	0-0
March:	5-11	4-4	1-7	0-2
April:	2-8	2-1	0-7	0-0

Playoff Results: None

NBA Honors: Willie Burton, All-Rookie Second Team

HEAT Honors: Sherman Douglas, Most Valuable Player; Grant Long, Leadership Award

Home Attendance: 615,328 (15,008 average/15,008 capacity); 41 sellouts

Management

Players

14/15
Review

Records

Playoffs

History

All-Time
Roster

NBA/NBADL

Opponents

Media

1990-91 GAME BY GAME

	DATE	OPPONENTS	SCORE	W/L	REC	STRK	ATTEND	HEAT HIGH SCORER	OPP. HIGH SCORER
1.	11/2	WASHINGTON	119-95	W	1-0	+1	15,008	Burton.....25	King.....18
2.	11/6	MILWAUKEE	106-94	L	1-1	-1	15,008	Rice.....19	Robertson.....27
3.	11/8	@ New Jersey	114-103	L	1-2	-2	12,138	Douglas.....24	Theus.....24
4.	11/10	INDIANA	120-105	W	2-2	+1	15,008	Edwards.....14	Miller.....29
5.	11/13	@ Detroit	118-93	L	2-3	-1	21,454	Edwards.....14	Thomas.....23
6.	11/14	DALLAS	105-93	W	3-3	+1	15,008	Seikaly.....30	Harper.....30
7.	11/16	@ Indiana	106-80	L	3-4	-1	10,010	Thompson.....12	Miller.....27
8.	11/17	@ Houston	117-100	L	3-5	-2	14,563	Edwards.....27	Thorpe.....28
9.	11/20	DETROIT	106-90	L	3-6	-3	15,008	Rice.....19	Sallee.....24
10.	11/21	@ Cleveland	123-109	L	3-7	-4	13,884	Seikaly.....27	Nance.....27
11.	11/23	@ Charlotte	116-100	W	4-7	+1	23,901	Edwards.....34	Newman/Reid.....20
12.	11/24	CHARLOTTE	125-112	L	4-8	-1	15,008	Wagner.....15	Newman.....30
13.	11/26	@ Boston	118-101	L	4-9	-2	15,239	Seikaly.....21	Bird.....21
14.	11/28	NEW JERSEY	97-79	W	5-9	+1	15,008	Edwards.....25	Coleman.....14
15.	12/1	GOLDEN STATE	137-111	L	5-10	-1	15,008	Rice.....25	Mullin.....28
16.	12/4	PORTLAND	98-95	L	5-11	-2	15,008	Seikaly.....24	Porter.....26
17.	12/6	SEATTLE	105-103	L	5-12	-3	15,008	Seikaly.....27	Threalt.....18
18.	12/11	@ New York	109-90	L	5-13	-4	13,927	Burton/Edwards.....15	Ewing.....29
19.	12/12	ATLANTA	118-93	L	5-14	-5	15,008	Douglas/Rice.....16	Wilkins.....28
20.	12/14	@ Philadelphia	95-92	L	5-15	-6	16,244	Seikaly.....27	Barkley.....35
21.	12/15	BOSTON	114-100	L	5-16	-7	15,008	Burton.....23	Parish.....39
22.	12/18	@ Chicago	112-103	L	5-17	-8	17,877	Edwards.....23	Ewing.....36
23.	12/19	NEW YORK	104-94	L	5-18	-9	15,008	Douglas/Rice.....23	Ewing.....36
24.	12/21	PHILADELPHIA	126-102	L	5-19	-10	15,008	Rice.....25	Barkley/Hawkins.....25
25.	12/23	UTAH	99-93	W	6-19	+1	15,008	Douglas.....26	K. Malone.....24
26.	12/26	@ San Antonio	111-97	L	6-20	-1	15,908	Seikaly.....23	Anderson.....24
27.	12/27	@ Denver	124-114	W	7-20	+1	8,878	Douglas.....42	Adams.....23
28.	12/29	@ Phoenix	134-95	L	7-21	-1	14,487	Edwards.....22	McDaniel.....24
29.	12/30	@ L.A. Clippers	112-97	W	8-21	+1	12,404	Rice.....25	Benjamin/Norman.....21
30.	1/2	@ Utah	112-104	L	8-22	-1	12,616	Douglas.....26	K. Malone.....40
31.	1/4	@ Seattle	112-96	L	8-23	-2	12,074	Rice.....20	Threalt.....30
32.	1/5	@ Portland	132-108	L	8-24	-3	12,884	Burton.....20	Robinson.....20
33.	1/8	SACRAMENTO	95-83	W	9-24	+1	15,008	Rice.....21	Mays.....19
34.	1/11	MINNESOTA	108-107	L	9-25	-1	15,008	Rice.....33	Camphell.....29
35.	1/12	@ Detroit	*109-103	L	9-26	-2	21,454	Douglas.....23	Thompson.....25
36.	1/15	ORLANDO	104-102	W	10-26	+1	15,008	Douglas.....24	Reynolds.....23
37.	1/16	@ Cleveland	108-94	L	10-27	-1	11,766	Burton.....19	Dougherty.....22
38.	1/18	NEW YORK	107-86	W	11-27	+1	15,008	Douglas.....20	Ewing.....23
39.	1/21	CHICAGO	117-106	L	11-28	-1	15,008	Burton.....21	Jordan.....37
40.	1/22	@ Atlanta	118-107	L	11-29	-2	10,440	Douglas.....25	Willis.....29
41.	1/25	@ Chicago	108-87	L	11-30	-3	18,676	Edwards.....16	Jordan.....26
42.	1/26	NEW JERSEY	127-105	L	11-31	-4	15,008	Kessler.....18	King.....35
43.	1/29	@ Washington	105-101	L	11-32	-5	6,101	Long/Rice.....20	King.....26
44.	1/30	PHOENIX	115-104	L	11-33	-6	15,008	Rice.....23	Majerle.....22
45.	2/1	INDIANA	116-113	W	12-33	+1	15,008	Douglas.....35	Miller.....26
46.	2/2	@ Orlando	108-98	L	12-34	-1	15,077	Rice.....35	Skiles.....27
47.	2/6	@ New Jersey	134-119	W	13-34	+1	8,944	Douglas/Rice.....30	Coleman.....29
48.	2/12	CLEVELAND	94-78	L	13-35	-1	15,008	Douglas.....21	Daugherty.....25
49.	2/14	DENVER	141-112	W	14-35	+1	15,008	Edwards/Kessler.....21	Woolridge.....20
50.	2/16	CHARLOTTE	94-82	W	15-35	+2	15,008	Douglas/Seikaly.....22	Curry.....16
51.	2/19	@ Milwaukee	116-90	L	15-36	-1	15,587	Seikaly.....19	Robertson.....21
52.	2/21	@ Washington	104-90	W	16-36	+1	7,183	Rice.....22	Ellison.....17
53.	2/22	PHILADELPHIA	103-96	L	16-37	-1	15,008	Rice.....22	Hawkins.....26
54.	2/24	NEW YORK	108-92	L	16-38	-2	15,008	Rice.....21	G. Wilkins.....21
55.	2/26	MILWAUKEE	119-106	L	16-39	-3	15,008	Burton/Douglas.....18	Schayes.....29
56.	2/28	DETROIT	100-98	W	17-39	+1	15,008	Douglas.....27	Johnson.....32
57.	3/2	@ Dallas	109-103	W	18-39	+2	17,007	Douglas.....25	Blackman.....19
58.	3/5	L.A. CLIPPERS	116-113	W	19-39	+3	15,008	Douglas.....27	Harper.....31
59.	3/8	@ Boston	126-117	L	19-40	-1	14,890	Douglas.....18	McHale.....31
60.	3/8	ATLANTA	102-96	L	19-41	-2	15,008	Burton/Douglas.....27	Rivers.....19
61.	3/10	NEW JERSEY	101-88	W	20-41	+1	15,008	Douglas.....28	Theus.....22
62.	3/12	L.A. LAKERS	102-95	L	20-42	-1	15,008	Douglas.....21	Johnson/Scott.....21
63.	3/14	@ New York	**125-121	L	20-43	-2	15,514	Douglas.....33	G. Wilkins.....27
64.	3/15	@ Philadelphia	*105-103	L	20-44	-3	16,349	Douglas.....28	Barkley.....27
65.	3/17	@ Minnesota	90-87	L	20-45	-4	19,006	Rice.....30	Campbell.....24
66.	3/19	@ Milwaukee	101-88	L	20-46	-5	16,274	Burton.....21	Ellis.....29
67.	3/20	@ Indiana	117-107	L	20-47	-6	8,532	Rice.....31	Miller.....27
68.	3/22	SAN ANTONIO	97-90	L	20-48	-7	15,008	Seikaly.....25	Robinson.....28
69.	3/23	@ Atlanta	108-93	L	20-49	-8	14,159	Burton.....23	Wilkins.....26
70.	3/26	CLEVELAND	104-98	W	21-49	+1	15,008	Edwards.....19	Daugherty.....16
71.	3/28	BOSTON	90-88	W	22-49	+2	15,008	Rice.....19	Parish.....16
72.	3/31	HOUSTON	123-103	L	22-50	-1	15,008	Rice.....16	Johnson.....32
73.	4/2	@ Sacramento	96-90	L	22-51	-2	15,008	Douglas.....22	Mays.....25
74.	4/3	@ Golden State	127-114	L	22-52	-3	15,025	Rice.....22	Mullin.....28
75.	4/5	@ L.A. Lakers	108-87	L	22-53	-4	17,505	Edwards.....19	Johnson.....20
76.	4/10	WASHINGTON	112-106	W	23-53	+1	15,008	Seikaly.....27	Ellison/Williams.....19
77.	4/12	@ Boston	119-109	L	23-54	-1	14,890	Seikaly.....22	Lewis.....42
78.	4/14	@ Washington	101-96	L	23-55	-2	9,930	Douglas.....26	Grant.....26
79.	4/16	@ Charlotte	92-87	L	23-56	-3	23,901	Douglas.....24	Curry.....19
80.	4/17	CHICAGO	111-101	L	23-57	-4	15,008	Seikaly.....35	Jordan.....26
81.	4/19	PHILADELPHIA	114-100	W	24-57	+1	15,008	Seikaly.....35	Hawkins.....22
82.	4/20	@ New Jersey	118-103	L	24-58	-1	13,415	Edwards.....18	Blaylock.....27

(*Overtime **Double Overtime)

FINAL 1990-91 STATISTICS (24-58)

PLAYER	G	GS	MIN	-FIELD GOALS-			-3-POINT FG-			-FREE THROWS-			-REBOUNDS-			AST	PF	DQ	STL	TO	BLK	PTS	AVG
				FG	FGA	PCT	FG	FGA	PCT	FT	FTA	PCT	OFF	DEF	TOT								
DOUGLAS	73	73	2562	532	1055	.504	4	31	.129	284	414	.686	78	131	209	624	178	2	121	270	5	1352	18.5
RICE	77	77	2646	550	1193	.461	71	184	.386	171	209	.818	85	296	381	189	216	0	101	166	26	1342	17.4
SEIKALY	64	59	2171	395	822	.481	2	6	.333	258	417	.619	207	502	709	95	213	2	51	205	86	1050	16.4
EDWARDS	79	16	2000	380	927	.410	24	84	.286	171	213	.803	80	125	205	240	151	2	129	163	46	955	12.1
BURTON	76	26	1928	341	773	.441	4	30	.133	229	293	.782	111	151	262	107	275	6	72	144	24	915	12.0
LONG	80	66	2514	276	561	.492	1	6	.167	181	230	.787	225	343	568	176	295	10	119	156	43	734	9.2
THOMPSON	73	46	1481	205	411	.499	0	4	.000	89	124	.718	120	192	312	111	161	3	32	117	48	499	6.8
KESSLER	78	18	1259	199	468	.425	0	4	.000	88	131	.672	115	221	336	31	189	1	17	108	26	486	6.2
DAVIS	55	17	996	115	236	.487	1	2	.500	69	124	.556	107	159	266	39	129	2	18	36	28	300	5.5
COLES	82	9	1355	162	393	.412	6	34	.176	71	95	.747	56	97	153	232	149	0	65	98	12	401	4.9
WAGNER	13	1	116	24	57	.421	6	17	.353	9	11	.818	0	7	7	15	14	0	2	12	3	63	4.8
SUNDVOLD	24	0	225	43	107	.402	15	35	.429	11	11	1.000	3	6	9	24	11	0	7	16	0	112	4.7
ASKINS	39	1	266	34	81	.420	6	25	.240	12	25	.480	30	38	68	19	46	0	16	11	13	86	2.2
OGG	31	1	261	24	55	.436	0	2	.000	6	10	.600	15	34	49	2	53	1	6	8	27	54	1.7
HEAT	82	—	19780	3280	7139	.459	140	464	.302	1649	2307	.715	1232	2302	3534	1904	2080	29	756	1551	387	8349	101.8
OPPONENTS	82	—	19780	3335	6974	.478	173	514	.337	1997	2603	.767	1176	2364	3540	2006	1960	13	853	1466	502	8840	107.8

TECHNICAL FOULS:

Miami-44 (Douglas-6; Davis-4; Burton-3; Rothstein-3; Kessler-1; Long-1; Rice-1; Illegal Defense-23; Delay of Game-1; Not enough players on the court-1)
Opponents-65 (Includes 23 for Illegal Defense)

EJECTIONS:

Miami-2 (Burton-1; Davis-1)
Opponents-4

PLAYER	— SINGLE-GAME HIGHS —								— AVERAGE PER GAME —							
	MIN	REB	AST	ST	TO	BLK	PTS		MIN	REB	AST	STL	TO	BLK	PTS	
DOUGLAS	51	7	16	5	8	1	42		35.1	2.9	8.5	1.66	3.7	0.07	18.5	
RICE	44	11	8	6	6	3	37		34.4	4.9	2.5	1.31	2.2	0.34	17.4	
SEIKALY	53	21	6	4	7	5	35		33.9	11.1	1.5	0.80	3.2	1.34	16.4	
EDWARDS	43	10	7	5	6	4	34		25.3	2.6	3.0	1.65	2.1	0.58	12.1	
BURTON	43	12	5	4	9	2	27		25.4	3.4	1.4	0.95	1.9	0.32	12.0	
LONG	50	20	6	5	5	3	22		31.4	7.1	2.2	1.49	2.0	0.54	9.2	
THOMPSON	38	15	5	4	5	3	20		20.3	4.3	1.5	0.44	1.6	0.66	6.8	
KESSLER	40	15	3	2	5	3	21		16.1	4.3	0.4	0.22	1.4	0.33	6.2	
DAVIS	36	13	3	2	3	2	13		18.1	4.8	0.7	0.33	0.7	0.51	5.5	
COLES	41	8	10	4	5	2	15		16.5	1.9	2.8	0.79	1.2	0.15	4.9	
WAGNER	23	2	3	1	5	3	15		8.9	0.5	1.2	0.15	0.9	0.23	4.8	
SUNDVOLD	23	2	4	1	3	0	13		9.4	0.4	1.0	0.29	0.7	0.00	4.7	
ASKINS	27	7	6	4	2	3	10		6.8	1.7	0.5	0.41	0.3	0.33	2.2	
OGG	23	7	1	1	2	4	11		8.4	1.6	0.1	0.19	0.3	0.87	1.7	
HEAT	290	69	32	17	29	13	141		241.2	43.1	23.2	9.23	18.9	4.72	101.8	
OPPONENTS	290	63	40	19	28	15	137		241.2	43.2	24.5	10.40	17.9	6.12	107.8	

1989-90 SEASON

Record: 18-64 (5th in Atlantic Division)

Home: 11-30

Road: 7-34

Overtime: 2-0



Front Row (L-R): Rory Sparrow, Kevin Edwards, Assistant Coach Tony Fiorentino, Head Coach Ron Rothstein, Assistant Coach Dave Wohl, Sherman Douglas, Jon Sundvold.

Back Row (L-R): Equipment Manager John Manoogian, Strength and Conditioning Coach Bill Foran, Billy Thompson, Glen Rice, Tellis Frank, Rony Seikaly, Pat Cummings, Terry Davis, Grant Long, Scott Haffner, Trainer Ron Culp.

Head Coach: Ron Rothstein

Assistant Coaches: Dave Wohl, Tony Fiorentino

Team Captains: Grant Long, Rony Seikaly

CONFERENCE RECORDS

	Overall	Home	Road	Overtime
Eastern:	11-43	7-20	4-23	1-0
Western:	7-21	4-10	3-11	1-0

DIVISION RECORDS

	Overall	Home	Road	Overtime
Atlantic:	4-22	2-11	2-11	0-0
Central:	7-21	5-9	2-12	1-0
Midwest:	4-10	2-5	2-5	0-0
Pacific:	3-11	2-5	1-6	1-0

RECORDS BY MONTH

	Overall	Home	Road	Overtime
November:	4-12	2-4	2-8	0-0
December:	3-11	1-7	2-4	1-0
January:	2-13	1-6	1-7	0-0
February:	3-10	3-5	0-5	0-0
March:	5-9	3-5	2-4	1-0
April:	1-9	1-3	0-6	0-0

Playoff Results: None

NBA Honors: Sherman Douglas, All-Rookie First Team; Glen Rice, All-Rookie Second Team; Rony Seikaly, NBA Most Improved Player Award, NBA Player of the Week (week ending: Mar. 11, 1990)

HEAT Honors: Rony Seikaly, Most Valuable Player; Rory Sparrow, Leadership Award

Home Attendance: 615,328 (15,008 average/ 15,008 capacity); 41 sellouts

1989-90 GAME BY GAME

DATE	OPPONENTS	SCORE	W/L	REC	STRK	ATTEND	HEAT HIGH SCORER	OPP. HIGH SCORER
1. 11/3	NEW JERSEY	110-90	L	0-1	-1	15,008	Edwards	18 Hopson
2. 11/4	@ New York	119-99	L	0-2	-2	18,212	Davis	17 Ewing
3. 11/7	@ New Jersey	83-77	W	1-2	+1	11,998	Frank/Seikaly	14 Hopson
4. 11/8	@ Philadelphia	115-91	L	1-3	-1	10,118	Douglas/Long/Rice	15 Barkley
5. 11/10	@ Indiana	102-98	L	1-4	-2	12,453	Seikaly	20 Fleming
6. 11/11	DETROIT	88-84	W	2-4	+1	15,008	Edwards/Seikaly	20 Thomas
7. 11/14	HOUSTON	101-99	W	3-4	+2	15,008	Edwards	33 Wiggins
8. 11/15	@ Detroit	130-94	L	3-5	-1	21,454	Frank	16 Dumars
9. 11/18	@ Dallas	100-99	L	3-6	-2	17,007	Sundvold	15 Harpers
10. 11/19	@ Houston	132-94	L	3-7	-3	14,650	Thompson	21 Wiggins
11. 11/21	@ Charlotte	98-87	W	4-7	+1	23,901	Thompson	23 Chapman
12. 11/22	PHILADELPHIA	113-103	L	4-8	-1	15,008	Douglas	19 Barkley/Hawkins
13. 11/24	ATLANTA	103-87	L	4-9	-2	15,008	Rice	15 Wilkins
14. 11/25	@ Washington	107-88	L	4-10	-3	8,524	Thompson	20 King
15. 11/28	@ Orlando	104-99	L	4-11	-4	15,077	Seikaly	19 Catledge
16. 11/29	MINNESOTA	105-100	L	4-12	-5	15,008	Thompson	28 Campbell
17. 12/1	@ New Jersey	101-77	L	4-13	-6	10,240	Seikaly	13 Shackelford
18. 12/2	CHICAGO	114-107	L	4-14	-7	15,008	Douglas	19 Jordan
19. 12/5	PORTLAND	113-107	L	4-15	-8	15,008	Thompson	27 Drexler/Porter
20. 12/6	@ Philadelphia	121-98	L	4-16	-9	8,895	Thompson	27 Dawkins/Hawkins
21. 12/8	ORLANDO	*122-114	W	5-16	+1	15,008	Douglas	31 Catledge
22. 12/13	L.A. LAKERS	102-75	L	5-17	-1	15,008	Thompson	17 Worthy
23. 12/15	@ Minnesota	95-84	W	6-17	+1	21,899	Seikaly	20 Campbell
24. 12/16	@ Milwaukee	99-96	W	7-17	+2	15,715	Seikaly	22 Sikma
25. 12/19	NEW JERSEY	100-98	L	7-18	-1	15,008	Seikaly	30 Hopson
26. 12/21	ATLANTA	117-115	L	7-19	-2	15,008	Rice	27 Malone
27. 12/23	DENVER	135-104	L	7-20	-3	15,008	Sundvold	15 Adams
28. 12/28	NEW YORK	100-94	L	7-21	-4	15,008	Seikaly	26 Oakley
29. 12/28	@ Denver	132-107	L	7-22	-5	11,501	Cummings/Edwards/Long	14 English
30. 12/30	@ Utah	117-98	L	7-23	-6	12,616	Rice	19 Malone
31. 1/2	@ Portland	119-95	L	7-24	-7	12,884	Rice	16 Drexler
32. 1/4	@ Golden State	119-117	L	7-25	-8	15,025	Seikaly	26 Mullin/Richmond
33. 1/5	@ Seattle	140-110	L	7-26	-9	9,819	Rice	27 Ellis
34. 1/7	@ L.A. Lakers	132-93	L	7-27	-10	17,505	Douglas	21 Divac/Johnson
35. 1/9	SAN ANTONIO	107-102	L	7-28	-11	15,008	Seikaly	21 Cummings
36. 1/11	WASHINGTON	100-89	L	7-29	-12	15,008	Seikaly	25 Malone
37. 1/13	BOSTON	105-96	L	7-30	-13	15,008	Seikaly	28 Parish
38. 1/15	@ Washington	111-105	W	8-30	+1	10,921	Rice	27 King
39. 1/17	INDIANA	121-111	W	9-30	+2	15,008	Seikaly	31 Person
40. 1/19	PHILADELPHIA	102-95	L	9-31	-1	15,008	Seikaly	23 Barkley
41. 1/21	@ Milwaukee	127-101	L	9-32	-2	15,017	Seikaly	26 Pierce
42. 1/23	PHOENIX	118-99	L	9-33	-3	15,008	Frank	17 Chambers
43. 1/24	@ Boston	116-95	L	9-34	-4	14,890	Rice	22 Parish
44. 1/26	@ Indiana	115-105	L	9-35	-5	11,811	Edwards	22 Miller
45. 1/30	CLEVELAND	106-94	L	9-36	-6	15,008	Rice	19 Williams
46. 2/2	L.A. CLIPPERS	126-91	W	10-36	+1	15,008	Edwards	19 Smith
47. 2/5	@ New York	116-107	L	10-37	-1	17,769	Seikaly	22 Ewing/Oakley
48. 2/6	WASHINGTON	118-100	L	10-38	-2	15,008	Seikaly	22 Malone
49. 2/8	@ Cleveland	106-82	L	10-39	-3	13,628	Edwards	40 Price
50. 2/13	CHICAGO	107-95	L	10-40	-4	15,008	Seikaly	40 Jordan
51. 2/16	@ Chicago	119-105	L	10-41	-5	18,097	Thompson	20 Jordan
52. 2/17	DETROIT	97-79	L	10-42	-6	15,008	Frank	24 Thomas
53. 2/19	@ Detroit	94-85	L	10-43	-7	21,454	Douglas	16 Dumars
54. 2/21	SEATTLE	92-85	L	10-44	-8	15,008	Frank/Rice	17 Barros
55. 2/23	NEW YORK	128-121	W	11-44	+1	15,008	Douglas	28 Jackson
56. 2/25	MILWAUKEE	113-108	L	11-45	-1	15,008	Douglas	17 Pierce
57. 2/26	@ Atlanta	123-114	L	11-46	-2	10,647	Seikaly	26 Wilkins
58. 2/28	SACRAMENTO	113-92	W	12-46	+1	15,008	Edwards	32 Carr
59. 3/2	BOSTON	122-110	L	12-47	-1	15,008	Seikaly	25 Bird
60. 3/5	UTAH	105-104	W	13-47	+1	15,008	Seikaly	31 Malone
61. 3/7	ORLANDO	122-105	W	14-47	+2	15,008	Seikaly	25 Theus
62. 3/11	NEW YORK	106-90	L	14-48	-1	15,008	Rice	28 Ewing
63. 3/13	@ Sacramento	121-97	L	14-49	-2	17,014	Rice	18 Tisdale
64. 3/14	@ L.A. Clippers	*113-108	W	15-49	+1	9,388	Douglas	33 Manning
65. 3/16	@ Phoenix	129-103	L	15-50	-1	14,487	Rice	18 Chambers
66. 3/17	@ San Antonio	111-98	L	15-51	-2	15,910	Seikaly	22 Cummings
67. 3/20	INDIANA	112-98	L	15-52	-3	15,008	Davis	27 Schrempf
68. 3/21	@ Philadelphia	118-97	L	15-53	-4	12,644	Frank/Thompson	16 Hawkins
69. 3/23	DALLAS	106-103	L	15-54	-5	15,008	Frank	24 Harper
70. 3/25	MILWAUKEE	105-102	W	16-54	+1	15,008	Douglas	24 Green
71. 3/28	@ Orlando	109-104	W	17-54	+2	15,008	Edwards	25 Pierce
72. 3/30	CLEVELAND	105-104	L	17-55	-1	15,008	Frank/Rice	16 Price
73. 4/1	@ Chicago	111-103	L	17-56	-2	18,263	Douglas	27 Jordan
74. 4/4	GOLDEN STATE	128-114	L	17-57	-3	15,008	Thompson	29 Mullin
75. 4/7	BOSTON	115-105	L	17-58	-4	15,008	Douglas	27 Bird
76. 4/8	@ New Jersey	102-101	L	17-59	-5	7,821	Douglas	27 Morris
77. 4/12	@ Boston	139-118	L	17-60	-6	14,890	Douglas	37 Bird
78. 4/14	@ Cleveland	93-85	L	17-61	-7	19,132	Rice	35 Daugherty/Ehlo
79. 4/16	@ New York	119-102	L	17-62	-8	17,590	Long	17 Ewing
80. 4/18	CHARLOTTE	98-91	L	17-63	-9	15,008	Rice	23 Tripucka
81. 4/20	WASHINGTON	117-112	W	18-63	+1	15,008	Edwards	28 Eackles
82. 4/21	@ Atlanta	130-109	L	18-64	-1	13,114	Edwards	21 Wilkins

(*Overtime)

Management

Players

Review

Records

Playoffs

History

All-Time Roster

NBA/NBADL

Opponents

Media

14/15

FINAL 1989-90 STATISTICS (18-64)

PLAYER	G		FIELD GOALS-				-3-POINT FG-		-FREE THROWS-		-REBOUNDS-		AST	PF	DQ	STL	TO	BLK	PTS	AVG			
		GS	MIN	FG	FGA	PCT	FG	FGA	PCT	FT	FTA	PCT									OFF	DEF	TOT
SEIKALY	74	72	2409	486	968	.502	0	1	.000	256	431	.594	253	513	766	78	258	8	78	236	124	1228	16.6
DOUGLAS	81	66	2470	463	938	.494	5	31	.161	224	326	.687	70	136	206	619	187	0	145	246	10	1155	14.3
RICE	77	60	2311	470	1071	.439	17	69	.246	91	124	.734	100	252	352	138	198	1	67	113	27	1048	13.6
EDWARDS	78	54	2211	395	959	.412	9	30	.300	139	183	.760	77	205	282	252	149	1	125	180	33	938	12.0
THOMPSON	79	45	2142	375	727	.516	2	4	.500	115	185	.622	238	313	551	166	237	1	54	156	89	867	11.0
FRANK	77	39	1762	278	607	.458	0	0	.000	179	234	.765	151	234	385	85	282	6	51	134	27	735	9.5
LONG	81	31	1856	257	532	.483	0	3	.000	172	241	.714	156	246	402	96	300	11	91	139	38	686	8.5
SUNDVOLD	63	2	867	148	363	.408	44	100	.440	44	52	.846	15	56	71	102	69	0	25	52	0	384	6.1
SPARROW	82	25	1756	210	510	.412	8	40	.200	59	77	.766	37	101	138	298	140	0	49	99	4	487	5.9
DAVIS	63	9	884	122	262	.466	0	1	.000	54	87	.621	93	136	229	25	171	2	25	68	28	298	4.7
CUMMINGS	37	1	391	77	159	.484	0	0	.000	21	37	.568	28	65	93	13	60	1	12	32	4	175	4.7
HAFFNER	43	6	559	88	217	.406	3	21	.143	17	25	.680	7	44	51	80	53	0	13	33	2	196	4.6
ROWINSKI	14	0	112	14	32	.438	0	0	.000	22	26	.846	17	12	29	5	19	0	1	10	2	50	3.6
HEAT	82	—	19303	3383	7345	.461	88	300	.293	1393	2028	.687	1242	2313	3555	1957	2123	31	736	1557	388	8247	100.6
OPPONENTS	82	—	19303	3418	7010	.488	158	462	.342	2050	2716	.755	1125	2467	3592	2076	1781	13	860	1473	477	9044	110.3

TECHNICAL FOULS:

Miami-65 (Rothstein-16; Frank-4; Long-4; Douglas-3; Seikaly-3; Sparrow-2; Davis-1; Edwards-1; Sundvold-1; Wohl-1; Illegal Defense-29)

Opponents-54 (Includes 19 for Illegal Defense and 1 for Delay of Game)

EJECTIONS:

Miami-2 (Rothstein-2)

Opponents-3

PLAYER	— SINGLE-GAME HIGHS —							— AVERAGE PER GAME —						
	MIN	REB	AST	ST	TO	BLK	PTS	MIN	REB	AST	STL	TO	BLK	PTS
SEIKALY	42	22	4	3	7	8	40	32.6	10.4	1.1	1.05	3.2	1.68	16.6
DOUGLAS	49	7	17	6	10	1	37	30.5	2.5	7.6	1.79	3.0	0.12	14.3
RICE	45	3	6	4	5	2	28	30.0	4.6	1.8	0.87	1.5	0.35	13.6
EDWARDS	48	10	9	5	6	3	33	28.3	3.6	3.2	1.60	2.3	0.42	12.0
THOMPSON	46	18	7	4	7	5	29	27.1	7.0	2.1	0.68	2.0	1.13	11.0
FRANK	41	13	4	3	5	2	24	22.9	5.0	1.1	0.66	1.7	0.35	9.5
LONG	42	14	4	5	5	2	22	22.9	5.0	1.2	1.12	1.7	0.47	8.5
SUNDVOLD	27	5	7	3	4	0	18	13.8	1.1	1.6	0.40	0.8	0.00	6.1
SPARROW	41	7	11	3	4	1	21	21.4	1.7	3.6	0.60	1.2	0.05	5.9
DAVIS	42	16	3	2	3	3	18	14.0	3.6	0.4	0.40	1.1	0.44	4.7
CUMMINGS	28	7	2	3	5	1	14	10.6	2.5	0.4	0.32	0.9	0.11	4.7
HAFFNER	35	4	7	2	4	1	14	13.0	1.2	1.9	0.30	0.8	0.05	4.6
ROWINSKI	18	7	1	1	2	1	11	8.0	2.1	0.4	0.07	0.7	0.14	3.6
HEAT	265	62	35	16	29	15	128	240.6	43.4	23.9	8.98	19.0	4.73	100.6
OPPONENTS	265	63	38	17	30	13	140	240.6	43.8	25.3	10.49	18.0	5.82	110.3

1988-89 SEASON

Record: 15-67 (6th in Midwest Division)
Home: 12-29 **Road:** 3-38 **Overtime:** 3-2



Front Row (L-R): Rory Sparrow, Kevin Edwards, Assistant Coach Tony Fiorentino, Head Coach Ron Rothstein, Assistant Coach Dave Wohl, Dwayne Washington, Jon Sundvold.

Back Row (L-R): Equipment Manager John Manoogian, Craig Neal, Billy Thompson, Sylvester Gray, John Shasky, Rony Seikaly, Pat Cummings, Scott Hastings, Grant Long, Trainer Ron Culp.

Head Coach: Ron Rothstein

Assistant Coaches: Dave Wohl, Tony Fiorentino

Team Captains: Scott Hastings, Rory Sparrow

CONFERENCE RECORDS

	Overall	Home	Road	Overtime
Eastern:	5-19	5-7	0-12	1-0
Western:	10-48	7-22	3-26	2-2

DIVISION RECORDS

	Overall	Home	Road	Overtime
Atlantic:	3-9	3-3	0-6	0-0
Central:	2-10	2-4	0-6	1-0
Midwest:	6-24	5-10	1-14	2-1
Pacific:	4-24	2-12	2-12	0-1

RECORDS BY MONTH

	Overall	Home	Road	Overtime
November:	0-12	0-6	0-6	0-1
December:	3-12	2-6	1-6	0-0
January:	1-13	1-5	0-8	1-0
February:	4-9	4-5	0-4	0-1
March:	5-11	4-4	1-7	1-0
April:	2-10	1-3	1-7	1-0

Playoff Results: None

NBA Honors: Kevin Edwards, All-Rookie Second Team

HEAT Honors: Grant Long, Most Valuable Player; Rory Sparrow, Leadership Award

Home Attendance: 612,754 (14,945 average/15,008 capacity); 35 sellouts

1988-89 GAME BY GAME

	DATE	OPPONENTS	SCORE	W/L	REC	STRK	ATTEND	HEAT HIGH SCORER	OPP. HIGH SCORER
1.	11/5	L.A. CLIPPERS	111-91	L	0-1	-1	15,008	Washington.....	16 Norman.....
2.	11/8	@ Dallas	92-88	L	0-2	-2	16,129	Edwards.....	21 Blackman.....
3.	11/9	@ San Antonio	117-93	L	0-3	-3	9,226	Cummings.....	12 W. Anderson.....
4.	11/11	HOUSTON	121-100	L	0-4	-4	15,008	Seikaly.....	18 Chievow.....
5.	11/15	BOSTON	84-65	L	0-5	-5	15,008	Sparrow.....	10 McHale.....
6.	11/17	@ Houston	113-107	L	0-6	-6	16,288	Gray.....	19 Olajuwon.....
7.	11/18	GOLDEN STATE	*123-117	L	0-7	-7	13,907	Seikaly.....	29 Mullin.....
8.	11/23	L.A. LAKERS	138-91	L	0-8	-8	15,008	Seikaly.....	21 Woolridge.....
9.	11/26	@ Milwaukee	103-93	L	0-9	-9	18,573	Long.....	21 Gray.....
10.	11/27	@ Cleveland	109-80	L	0-10	-10	9,499	Long.....	21 Harper.....
11.	11/29	@ Charlotte	99-84	L	0-11	-11	23,388	Washington.....	18 Chapman.....
12.	11/30	SAN ANTONIO	105-101	L	0-12	-12	14,298	Edwards.....	24 Robertson.....
13.	12/2	PORTLAND	105-102	L	0-13	-13	15,008	Sparrow.....	24 Drexler.....
14.	12/7	SACRAMENTO	96-94	L	0-14	-14	15,008	Sundvold.....	15 D. Smith.....
15.	12/9	DENVER	121-110	L	0-15	-15	14,812	Thompson.....	22 Adams.....
16.	12/10	@ Chicago	110-94	L	0-16	-16	16,615	Long.....	22 Jordan.....
17.	12/12	@ Utah	111-88	L	0-17	-17	12,444	Seikaly.....	19 Malone.....
18.	12/14	@ L.A. Clippers	89-88	W	1-17	+1	7,703	Cummings/Long/Thompson.....	15 Manning.....
19.	12/15	@ Sacramento	94-90	L	1-18	-1	16,517	Sparrow.....	24 K. Smith.....
20.	12/17	DALLAS	104-87	L	1-19	-2	15,008	Sparrow.....	16 Perkins.....
21.	12/20	@ Detroit	116-100	L	1-20	-3	21,454	Sparrow.....	23 Johnson.....
22.	12/21	SEATTLE	109-101	L	1-21	-4	15,008	Long.....	23 McDaniel.....
23.	12/23	UTAH	101-80	W	2-21	+1	15,008	Sparrow.....	19 Malone.....
24.	12/26	SAN ANTONIO	111-109	W	3-21	+2	15,008	Sparrow.....	28 G. Anderson.....
25.	12/27	HOUSTON	101-93	L	3-22	-1	15,008	Long.....	23 Olajuwon.....
26.	12/29	@ Seattle	129-99	L	3-23	-2	14,794	Sundvold.....	23 Ellis/McDaniel.....
27.	12/30	@ Denver	109-93	L	3-24	-3	12,214	Long/Sparrow.....	18 English.....
28.	1/3	@ Portland	119-95	L	3-25	-4	12,848	Long.....	19 Drexler.....
29.	1/4	@ Golden State	109-100	L	3-26	-5	12,831	Seikaly.....	20 Mullin.....
30.	1/6	@ L.A. Lakers	118-96	L	3-27	-6	17,505	Seikaly.....	16 Woolridge.....
31.	1/7	@ Phoenix	107-99	L	3-28	-7	12,288	Edwards.....	23 Chambers.....
32.	1/10	UTAH	92-88	L	3-29	-8	15,008	Seikaly.....	30 Malone.....
33.	1/12	@ Washington	106-100	L	3-30	-9	6,487	Seikaly.....	23 King/Malone.....
34.	1/13	MILWAUKEE	107-101	L	3-31	-10	15,008	Sundvold.....	19 Pierce.....
35.	1/15	INDIANA	**118-117	W	4-31	+1	15,008	Sundvold.....	25 Person.....
36.	1/19	CHICAGO	112-108	L	4-32	-1	15,008	Sparrow.....	27 Jordan.....
37.	1/23	@ San Antonio	119-101	L	4-33	-2	9,404	Thompson.....	16 W. Anderson.....
38.	1/24	@ Houston	118-93	L	4-34	-3	16,611	Thompson.....	20 Floyd.....
39.	1/26	DENVER	129-108	L	4-35	-4	15,008	Sundvold/Thompson.....	17 English.....
40.	1/29	@ Boston	121-103	L	4-36	-5	14,890	Seikaly.....	22 McHale.....
41.	1/30	GOLDEN STATE	105-98	L	4-37	-6	14,880	Thompson.....	30 Richmond.....
42.	2/2	SEATTLE	100-93	L	4-38	-7	14,798	Thompson.....	30 Ellis.....
43.	2/5	SACRAMENTO	102-98	W	5-38	+1	15,008	Cummings.....	24 K. Smith.....
44.	2/7	@ Utah	96-77	L	5-39	-1	12,444	Long/Sparrow.....	24 Malone.....
45.	2/9	@ Denver	117-92	L	5-40	-2	14,935	Mitchell.....	15 Lever.....
46.	2/14	CLEVELAND	109-98	L	5-41	-3	15,008	Edwards.....	24 Price.....
47.	2/16	@ Dallas	93-80	L	5-42	-4	17,007	Edwards.....	16 Blackman.....
48.	2/17	CHARLOTTE	103-102	W	6-42	+1	15,008	Sundvold.....	16 Tripucka.....
49.	2/19	ATLANTA	124-115	W	7-42	+2	15,008	Long.....	30 Wilkins.....
50.	2/20	@ New Jersey	117-109	L	7-43	-1	4,076	Edwards.....	34 Hinson.....
51.	2/22	PHILADELPHIA	139-108	L	7-44	-2	15,008	Edwards.....	26 Barkley.....
52.	2/24	L.A. CLIPPERS	111-91	W	8-44	+1	15,008	Sundvold.....	22 Benjamin.....
53.	2/26	PORTLAND	124-102	L	8-45	-1	15,008	Thompson.....	25 Drexler.....
54.	2/29	DALLAS	*111-110	L	8-46	-2	14,779	Long.....	24 Blackman.....
55.	3/2	@ New York	132-123	L	8-47	-3	14,054	Gray.....	25 Vandeweghe.....
56.	3/3	UTAH	107-95	L	8-48	-4	15,008	Washington.....	15 Malone.....
57.	3/5	DETROIT	109-100	L	8-49	-5	15,008	Long.....	26 Johnson/Thomas.....
58.	3/8	L.A. LAKERS	127-87	L	8-50	-6	15,008	Shasky.....	18 Campbell.....
59.	3/10	DENVER	**131-130	W	9-50	+1	15,008	Sparrow.....	28 English.....
60.	3/11	@ Atlanta	111-78	L	9-51	-1	16,371	Sparrow.....	28 Wilkins.....
61.	3/13	PHOENIX	112-104	L	9-52	-2	15,008	Thompson.....	14 K. Johnson.....
62.	3/15	@ L.A. Clippers	109-103	W	10-52	+1	9,307	Sparrow.....	29 Benjamin.....
63.	3/17	@ Utah	118-96	L	10-53	-1	12,444	Thompson.....	15 Malone.....
64.	3/18	@ Denver	111-105	L	10-54	-2	15,068	Edwards.....	20 English.....
65.	3/20	@ Phoenix	115-97	L	10-55	-3	12,315	Long.....	18 Chambers.....
66.	3/22	NEW YORK	107-103	W	11-55	+1	15,008	Edwards.....	26 Newman.....
67.	3/25	SAN ANTONIO	107-105	W	12-55	+2	15,008	Sundvold.....	26 W. Anderson.....
68.	3/27	NEW JERSEY	100-79	W	13-55	+3	15,008	Washington.....	21 Carroll/McGee.....
69.	3/29	@ Indiana	96-89	L	13-56	-1	8,792	Sparrow.....	17 Person.....
70.	3/31	@ Philadelphia	114-93	L	13-57	-2	14,127	Long.....	18 Barkley.....
71.	4/2	@ Dallas	98-96	L	13-58	-3	16,846	Edwards.....	24 Dantley.....
72.	4/4	@ San Antonio	109-87	L	13-59	-4	9,736	Edwards/Gray.....	17 W. Anderson.....
73.	4/6	WASHINGTON	101-93	L	13-60	-5	15,008	Seikaly.....	17 King/Williams.....
74.	4/8	HOUSTON	*107-104	W	14-60	+1	15,008	Long.....	30 Olajuwon.....
75.	4/10	@ Sacramento	108-69	L	14-61	-1	16,517	Seikaly.....	18 Smith.....
76.	4/11	@ Golden State	114-98	L	14-62	-2	15,025	Sparrow.....	18 Mullin.....
77.	4/13	@ Seattle	116-111	L	14-63	-3	11,267	Edwards.....	23 McDaniel.....
78.	4/14	@ Portland	97-96	L	14-64	-4	12,880	Edwards.....	26 Drexler.....
79.	4/16	@ L.A. Lakers	121-108	L	14-65	-5	17,505	Edwards.....	27 Johnson.....
80.	4/18	DALLAS	103-99	L	14-66	-6	15,008	Edwards.....	27 Dantley/Harper.....
81.	4/19	PHOENIX	117-91	L	14-67	-7	15,008	Edwards/Hastings.....	17 Johnson.....
82.	4/22	@ Houston	91-89	W	15-67	+1	16,611	Edwards/Long.....	17 Olajuwon.....

(*Overtime **Double Overtime)

FINAL 1988-89 STATISTICS (15-67)

PLAYER	G	GS	MIN	-FIELD GOALS-			-3-POINT FG-			-FREE THROWS-			-REBOUNDS-			AST	PF	DQ	STL	TO	BLK	PTS	AVG
				FG	FGA	PCT	FG	FGA	PCT	FT	FTA	PCT	OFF	DEF	TOT								
EDWARDS	79	62	2349	470	1105	.425	10	37	.270	144	193	.746	85	177	262	349	154	0	139	246	27	1094	13.8
SPARROW	80	79	2613	444	982	.452	18	74	.243	94	107	.879	55	161	216	429	168	0	103	204	17	1000	12.5
LONG	82	73	2435	336	692	.486	0	5	.000	304	406	.749	240	306	546	149	337	13	122	201	48	976	11.9
SEIKALY	78	62	1962	333	744	.448	1	4	.250	181	354	.511	204	345	549	55	258	8	46	200	96	848	10.9
THOMPSON	79	58	2273	349	716	.487	0	4	.000	156	224	.696	241	331	572	176	260	8	56	189	105	854	10.8
SUNDVOLD	68	8	1338	307	675	.455	48	92	.522	47	57	.825	18	69	87	137	78	0	27	87	1	709	10.4
CUMMINGS	53	28	1096	197	394	.500	0	2	.000	72	97	.742	84	197	281	47	160	3	29	111	18	466	8.8
GRAY	55	15	1220	167	398	.420	1	4	.250	105	156	.673	117	169	286	117	144	1	36	102	25	440	8.0
WASHINGTON	54	8	1065	164	387	.424	1	14	.071	82	104	.788	49	74	123	226	101	0	73	122	4	411	7.6
WHEELER	8	0	143	24	42	.571	0	0	.000	8	10	.800	5	7	12	21	9	0	8	6	0	56	7.0
TAYLOR	21	7	368	60	151	.397	0	2	.000	24	32	.750	11	23	34	43	37	0	22	20	5	144	6.9
UPSHAW	9	0	144	26	63	.413	1	5	.200	4	6	.667	4	9	13	20	18	0	7	13	0	57	6.3
SHASKY	65	4	944	121	248	.488	0	2	.000	115	167	.689	96	136	232	22	94	0	14	46	13	357	5.5
MITCHELL	22	0	320	41	88	.466	0	0	.000	36	60	.600	17	30	47	20	49	0	15	29	2	118	5.4
HASTINGS	75	6	1206	143	328	.436	9	28	.321	91	107	.850	72	159	231	59	203	5	32	68	42	386	5.1
NEAL (TOT)	53	0	500	45	123	.366	10	34	.294	14	23	.609	7	22	29	118	70	0	24	54	4	114	2.2
NEAL (MIA)	32	0	341	34	88	.386	8	25	.320	13	21	.619	4	14	18	86	46	0	15	40	4	89	2.8
POPSON (TOT)	17	0	106	16	40	.400	0	0	.000	2	4	.500	12	15	27	8	17	0	1	10	3	34	2.0
POPSON (MIA)	7	0	38	5	15	.333	0	0	.000	1	2	.500	7	4	11	2	8	0	0	4	1	11	1.6
HEAT	82	—	19855	3221	7116	.453	97	298	.326	1477	2103	.702	1309	2211	3520	1958	2124	38	744	1728	408	8016	97.8
OPPONENTS	82	—	19855	3384	6928	.488	148	432	.343	2021	2613	.773	1188	2366	3554	2062	1830	15	926	1543	533	8937	109.0

TECHNICAL FOULS:

Miami-52 (Hastings-11; Rothstein-11; Washington-4; Cummings-3; Gray-2; Shasky-2; Thompson-2; Wohl-2; Long-1; Illegal Defense-14)

Opponents-36 (Includes 8 for Illegal Defense)

EJECTIONS:

Miami-3 (Gray-1; Rothstein-1; Washington-1)

Opponents-2

PLAYER	— SINGLE-GAME HIGHS —							— AVERAGE PER GAME —						
	MIN	REB	AST	ST	TO	BLK	PTS	MIN	REB	AST	STL	TO	BLK	PTS
EDWARDS	54	10	12	6	11	3	34	29.7	3.3	4.4	1.76	3.1	0.34	13.8
SPARROW	48	10	12	5	6	2	29	32.7	2.7	5.4	1.29	2.6	0.21	12.5
LONG	46	14	5	6	7	6	30	29.7	6.7	1.8	1.49	2.5	0.59	11.9
SEIKALY	45	16	6	4	8	6	30	25.2	7.0	0.7	0.59	2.6	1.23	10.9
THOMPSON	44	16	7	4	6	5	30	28.8	7.2	2.2	0.71	2.4	1.33	10.8
SUNDVOLD	47	6	8	3	3	1	28	19.7	1.3	2.0	0.40	1.3	0.01	10.4
CUMMINGS	39	15	4	4	6	3	24	20.7	5.3	0.9	0.55	2.1	0.34	8.8
GRAY	43	14	7	3	5	2	25	22.2	5.2	2.1	0.65	1.9	0.45	8.0
WASHINGTON	36	11	12	5	6	1	21	19.7	2.3	4.2	1.35	2.3	0.07	7.6
WHEELER	28	4	6	3	2	0	13	17.9	1.5	2.6	1.00	0.8	0.00	7.0
TAYLOR	36	7	5	4	3	1	21	17.5	1.6	2.0	1.05	1.0	0.24	6.9
UPSHAW	30	5	5	3	3	0	13	16.0	1.4	2.2	0.78	1.4	0.00	6.3
SHASKY	45	12	3	2	3	1	19	14.5	3.6	0.3	0.22	0.7	0.20	5.5
MITCHELL	35	6	5	4	4	1	15	14.5	2.1	0.9	0.68	1.3	0.09	5.4
HASTINGS	41	11	4	2	4	3	17	16.1	3.1	0.8	0.43	0.9	0.56	5.1
NEAL (TOT)	28	2	9	2	5	1	9	9.4	0.5	2.2	0.45	1.0	0.08	2.2
NEAL (MIA)	28	2	9	2	4	1	9	9.4	0.5	2.7	0.47	1.3	0.13	2.8
POPSON (TOT)	17	4	2	1	3	2	8	6.2	1.6	0.5	0.06	0.6	0.18	2.0
POPSON (MIA)	12	4	2	0	1	1	4	5.4	1.6	0.3	0.00	0.6	0.14	1.6
HEAT	290	62	36	19	35	11	131	242.1	42.9	23.9	9.07	21.1	4.98	97.8
OPPONENTS	290	57	36	22	30	14	139	242.1	43.3	25.1	11.29	18.8	6.74	109.0

KEY DATES AND TRANSACTIONS

1986

- May 6** **Billy Cunningham** and theatrical producer **Zev Bufman** announced plans to bring an NBA expansion team to South Florida.
- May 29** The Miami City Commission approved plans to build an arena in Miami.
- June 9** **Cunningham** and **Bufman** formally applied for an NBA expansion franchise.
- July 30** Entertainer **Julio Iglesias** joined the ownership group.
- July 31** **Lewis Schaffel**, Vice President and Chief Operating Officer of the New Jersey Nets, resigned to officially join the ownership group.
- August 4** Ground was broken on Miami Arena.
- September 9** **Ted Arison**, owner of Carnival Cruise Lines, became a partner in the Miami effort.
- October 16** The Miami franchise selected the name **HEAT** from 20,000 entries. The winning entry was submitted by **Stephanie Freed**.

1987

- April 22** The National Basketball Association officially welcomed the Miami franchise into the NBA. Expansion franchises were also granted to Charlotte, Orlando and Minnesota. The **HEAT** and Charlotte began play in 1988-89 while Orlando and Minnesota started the following season.
- September 28** **Stu Inman**, Director of Player Personnel for the Milwaukee Bucks, resigned to accept a similar position with the **HEAT** bringing to the franchise more than 18 years of personnel experience.
- December 24** The franchise reached the NBA mandated figure of 10,000 season tickets.

1988

- January 19** The **HEAT** announced plans to televise games on SportsChannel Florida and WBFS-TV (Channel 33).
- March 2** The flaming basketball was adopted as Miami's official logo from more than 1,000 entries. **Mark Henderson** submitted the winning entry.
- March 8** The **HEAT** hired veteran NBA trainer **Ron Culp** to be its first Trainer/Travel Coordinator.
- May 13** The **HEAT** and WQAM Radio (560 AM) reached an agreement to broadcast **HEAT** contests.
- June 23** Miami and the Charlotte Hornets selected players from the other NBA teams in the 1988 Expansion Draft. The **HEAT** selected first and picked **Arvid Kramer** from the Dallas Mavericks. Miami received Dallas' 1988 first-round draft choice (**Kevin Edwards**) for not picking centers **Bill Wennington** and **Uwe Blab** or guard **Steve Alford**. Received its choice of the Lakers second-round pick in either 1991 or 1992 in exchange for not selecting center **Kareem Abdul-Jabbar**. Miami opted to take the Lakers' 1992 second-round draft choice (**Matt Geiger**). Received a second-round draft choice from Boston in 1988 (**Sylvester Gray**) for not selecting guard **Dennis Johnson**. Received Seattle's 1988 second-round draft choice (**Orlando Graham**) for not selecting guard **Danny Young**. Forward **Fred Roberts** was traded to the Milwaukee Bucks in exchange for a 1989 second-round draft choice (**Scott Haffner**). Guard **Darnell Valentine** was traded to the Cleveland Cavaliers, in exchange for the Cavs second-round pick in either 1990 or 1992.
- June 28** The **HEAT** participated in its first NBA Draft. Selecting ninth, Miami picked 6-11½ center **Rony Seikaly** from Syracuse University. The team also chose guard **Kevin Edwards** from DePaul University in the first round (20th overall) with the pick received from Dallas.
- July 1** Did not retain right of first refusal on forward **John Stroeder**.
- July 11** **Ron Rothstein**, an assistant from the Detroit Pistons, was chosen to be the **HEAT**'s first head coach.
- July 26** **Sam Smith** was hired as the **HEAT**'s play-by-play voice on Miami's radio and television simulcasts.
- July 27** Veteran NBA coach **Dave Wohl**, who had been serving as a scout for the team, and **Tony Fiorentino**, an assistant coach at Iona College, were hired by Rothstein as assistant coaches.
- July 28** Signed first-round pick **Kevin Edwards**.
- August 1** Did not exercise the option on guard **Kevin Williams**.
- August 29** Miami signed its first veteran free agent, forward/center **Pat Cummings**.
- August 31** Signed second-round pick **Grant Long**.
- September 6** **Eric Reid** was hired as the **HEAT**'s color analyst on Miami's radio and television simulcasts.
- September 7** Signed first-round pick **Rony Seikaly**.

KEY DATES AND TRANSACTIONS

1988 CONTINUED...

September 30	Signed third-round pick Nate Johnston and center John Shasky , forward Tony Karasek and guards Charles Bradley , Tony Fairly and Darryl Joe .
October 4	Signed second-round pick Sylvester Gray .
October 5	The HEAT and WAQI Radio (710 AM) announced an agreement to broadcast Miami HEAT games in Spanish, joining the San Antonio Spurs and Los Angeles Lakers as the only NBA teams to have bilingual broadcasts. Sarvelio Del Valle and Carlos Fournier called the action for Miami in the first season.
October 8	The HEAT opened its inaugural training camp on the campus of the University of Miami.
October 12	Waived forward Tony Karasek .
October 14	Miami played its first NBA exhibition game before 4,000 fans at Florida Atlantic University in Boca Raton, Florida. The HEAT was defeated by the Seattle SuperSonics, 116-107.
October 18	Signed guard Jamie Waller . Waived guard Tony Fairly and forward Conner Henry .
October 24	Waived guard Charles Bradley and forward Nate Johnston .
November 3	Signed guard Rory Sparrow . Waived guards Andre Turner and Darryl Joe . Relinquished draft rights to forward Orlando Graham .
November 5	Signed guard Anthony Taylor . Waived Jamie Waller .
November 5	Miami began regular season play in the NBA hosting the Los Angeles Clippers at Miami Arena before a sellout crowd of 15,008. The Clippers won the game, 111-91.
November 7	Placed Hansi Gnad on the reserve/suspended list.
December 4	Signed guard Clinton Wheeler .
December 14	The HEAT won its first game in franchise history, defeating the Los Angeles Clippers, 89-88, at the Los Angeles Sports Arena.
December 23	Waived Clinton Wheeler .
December 26	Waived Anthony Taylor .
December 31	Signed forward Todd Mitchell to a 10-day contract.

1989

January 9	Signed Todd Mitchell to a second 10-day contract.
January 11	Signed guard Kelvin Upshaw to a 10-day contract.
January 14	Signed Todd Mitchell for remainder of season. Signed guard Craig Neal to a 10-day contract.
January 21	Signed Kelvin Upshaw to a second 10-day contract.
January 24	Signed Craig Neal to a second 10-day contract.
February 3	Signed Craig Neal for remainder of season.
February 24	Waived Todd Mitchell .
March 22	Signed forward Dave Popson to a 10-day contract.
April 2	Signed Dave Popson to a second 10-day contract.
April 12	Signed Dave Popson for the remainder of the season.
April 18	Rory Sparrow recorded the first triple-double in HEAT history by scoring 24 points, dishing out 10 assists and pulling down 10 rebounds in a game against Dallas.
May 4	Miami received its first postseason honor, when guard Kevin Edwards was named to the 1988-89 NBA All-Rookie Second Team.
June 27	The HEAT selected guard/forward Glen Rice from the University of Michigan with the fourth pick in the NBA Draft. The HEAT also selected guard Sherman Douglas from Syracuse University in the second round (28th overall) and guard Scott Haffner from the University of Evansville in the second round (45th overall).
July 1	Did not retain right of first refusal on guards Craig Neal and Dwayne Washington and forward Dave Popson .
August 5	Signed guard Kenny Drummond .
September 7	Re-signed Pat Cummings .
September 28	Signed guard Gary Massey and forward Terry Davis .
October 2	Traded a conditional second-round draft pick obtained from Cleveland (which had been acquired during the 1988 Expansion Draft on June 23, 1988) to Golden State for forward Tellis Frank .
October 5	Signed first-round pick Glen Rice and forwards Eric Brown and Mark Plansky .

Management

Players

14/15
Review

Records

Playoffs

History

All-Time
Roster

NBA/NBADL

Opponents

Media

KEY DATES AND TRANSACTIONS

1989 CONTINUED...

October 7	Signed second-round pick Scott Haffner and guard Gerald Greene .
October 9	Signed second-round pick Sherman Douglas .
October 11	Waived Eric Brown .
October 16	Waived Gerald Greene and Gary Massey .
October 25	Waived Sylvester Gray , John Shasky and Kenny Drummond .
November 1	José Pañeda was named HEAT Spanish radio voice.
November 11	Waived Mark Plansky .

1990

February 11	Miami hosted the 1990 NBA All-Star Game.
March 1	Waived Pat Cummings .
March 8	Signed forward Jim Rowinski for the remainder of season.
March 12	Rony Seikaly was named NBA Player of the Week for the week ending Mar. 11.
April 13	Re-signed Rory Sparrow .
May 8	Rony Seikaly was named Most Improved Player in the NBA for the 1989-90 season.
May 12	Sherman Douglas was named to the 1989-90 All-Rookie First Team. Glen Rice was named to the 1989-90 All-Rookie Second Team.
June 22	Traded its 1990 first-round selection, third overall (Mahmoud Abdul-Rauf), to the Denver Nuggets in exchange for Washington's 1990 first (Willie Burton) and Denver's 1990 first (Dave Jamerson). Denver acquired Washington's pick in a prior trade with Dallas.
June 27	The HEAT selected guard/forward Willie Burton from the University of Minnesota with the ninth pick in the NBA Draft. Miami also selected guard Dave Jamerson from Ohio University in the first round (15th overall) and forward Carl Herrera from the University of Houston in the second round (30th overall). Traded the draft rights to Dave Jamerson and Carl Herrera to the Houston Rockets in exchange for the draft rights to forward/center Alec Kessler . Traded guard Rory Sparrow to the Sacramento Kings in exchange for the draft rights to guard Vernell "Bimbo" Coles .
July 1	Did not retain right of first refusal on Tellis Frank and Jim Rowinski .
August 1	The HEAT announced their games will be broadcast in Spanish on WRFM Radio (830 AM).
August 7	Signed guard/forward Keith Askins .
August 10	Waived Scott Haffner .
August 16	Signed center Alan Ogg .
August 22	Signed forward John "Hot Rod" Williams of the Cleveland Cavaliers, a restricted veteran free agent, to an offer sheet.
August 23	Signed guard Milt Wagner .
September 6	Cleveland matched Miami's offer sheet to John "Hot Rod" Williams and retained his rights.
September 27	Signed first-round pick Willie Burton .
October 2	Acquired forward Jeff Sanders from the Chicago Bulls in exchange for future considerations.
October 4	Re-signed Terry Davis .
October 5	Signed forward/center Alec Kessler and guard Dwight Pernel .
October 8	Signed guard Bimbo Coles .
October 17	Waived Dwight Pernel .
October 30	Waived Jeff Sanders .
December 3	Waived Alan Ogg .
December 5	Waived Milt Wagner .

1991

January 7	Signed center Alan Ogg to a 10-day contract.
January 17	Signed Alan Ogg to a second 10-day contract.
January 27	Signed Alan Ogg for remainder of the season.
May 1	Ron Rothstein resigned as head coach.
May 16	Willie Burton was named to the 1990-91 NBA All-Rookie Second Team.

KEY DATES AND TRANSACTIONS

1991 CONTINUED...

June 17	Atlanta Hawks assistant coach Kevin Loughery was hired as Miami's second head coach.
June 21	Signed Rony Seikaly to a contract extension.
June 24	Decided to exercise the option on the Lakers second-round pick in 1992. (Pick acquired in the 1988 Expansion Draft on June 23, 1988).
June 27	The HEAT selected guard Steve Smith from Michigan State University with the fifth pick in the NBA Draft. Miami also selected forward George Ackles from UNLV in the second round (29th overall).
July 1	Did not retain right of first refusal on Terry Davis or pick up the option on Billy Thompson .
July 16	Bob Staak was hired as assistant coach.
July 26	Eric Reid was named HEAT play-by-play voice on Miami's radio and television simulcasts.
August 1	Dave Wohl was named HEAT color analyst on Miami's radio and television simulcasts.
September 9	Alvin Gentry was hired as an assistant coach completing Loughery's staff.
September 19	Tony Fiorentino was named scouting coordinator.
September 24	Signed guard Carlos Funchess .
October 1	Signed forwards Richard Anderson and Ronnie Grandison .
October 3	Al Bianchi was hired as special assignment coach for the Miami HEAT and Phoenix Suns.
October 4	Signed second-round pick George Ackles and forward Milos Babic and guards Phil Henderson , Byron Irvin and Ron Moye .
October 5	Signed first-round pick Steve Smith .
October 6	Re-signed Kevin Edwards .
October 7	Waived Ron Moye .
October 12	Waived Phil Henderson .
October 21	Waived Richard Anderson .
October 22	Waived Ronnie Grandison .
October 23	Waived Byron Irvin .
October 28	Waived Milos Babic and Carlos Funchess .
November 4	Waived George Ackles .
November 19	Signed forward Milos Babic .
November 22	Signed guard John Morton .
December 13	The Los Angeles Lakers signed Miami HEAT restricted free agent Sherman Douglas to an offer sheet.
December 28	Miami matched the Lakers offer sheet and retained the rights to Sherman Douglas .
December 31	Waived Milos Babic . Activated Sherman Douglas .

1992

January 10	Traded Sherman Douglas to the Boston Celtics in exchange for guard Brian Shaw .
April 10	Signed forward Winston Bennett to a 10-day contract.
April 19	Cleveland's victory over Atlanta clinched a spot in the NBA Playoffs for Miami for the first time in franchise history. The HEAT became the first of the four new expansion teams to make the playoffs.
April 20	Glen Rice was named NBA Player of the Month for April.
April 24	The Chicago Bulls hosted Miami in the HEAT's first ever playoff game. Chicago won, 113-94, at Chicago Stadium.
April 26	Miami made its first appearance on network television. In a game telecast on NBC-TV, the HEAT lost to Chicago, 120-90, at Chicago Stadium. Dick Enberg and Magic Johnson announced the game for NBC.
April 29	The HEAT hosted the first playoff game played at Miami Arena, losing to the Bulls, 119-114.
May 14	Steve Smith was named to the 1991-92 NBA All-Rookie First Team.
June 24	The HEAT selected guard Harold Miner from the University of Southern California with the 12th pick in the NBA Draft. Miami also selected forward Isaiah Morris from Arkansas (37th overall) and center Matt Geiger from Georgia Tech (42nd overall) in the second round.
July 1	Did not retain right of first refusal on John Morton and Alan Ogg .

KEY DATES AND TRANSACTIONS

1992 CONTINUED...

July 23	David Halberstam was named the HEAT's radio voice.
September 8	Traded a 1993 first-round pick and the draft rights to Isaiah Morris to the Detroit Pistons in exchange for forward/center John Salley .
September 9	Signed John Salley to a contract extension.
September 22	Dr. Jack Ramsay was named the HEAT's television analyst.
October 8	Signed second-round pick Matt Geiger , forward George Ackles and guard Carlos Funchess . Re-signed Keith Askins , Kevin Edwards and Alan Ogg .
October 10	Signed first-round pick Harold Miner . Re-signed Bimbo Coles .
October 19	The HEAT and Chicago Bulls played a preseason game at Miami Arena to benefit the victims of Hurricane Andrew. Over \$500,000 was raised for the relief efforts.
October 28	Waived George Ackles , Carlos Funchess and John Morton .
November 4	Waived Alan Ogg .
November 14	Re-signed Grant Long .

1993

January 24	Chris Wallace was named coordinator of scouting services.
February 20	Harold Miner won the 1993 Slam Dunk Championship at NBA All-Star Weekend.
March 8	Rony Seikaly was named NBA Player of the Week for the week ending Mar. 7.
May 3	WINZ Radio (940 AM) was named the new flagship radio station of the Miami HEAT.
June 30	The HEAT selected center Ed Stokes from the University of Arizona in the second round (35th overall) in the NBA Draft. Miami did not have a first-round selection as it had gone to Detroit as compensation for the John Salley trade (September 8, 1992).
July 14	The HEAT announced that its cable games will be telecast on Sunshine Network.
August 17	1993 second-round pick Ed Stokes signed in Europe with Panionios (Greece).
September 30	The Miami HEAT's new training facility at AMI Palmetto General Hospital opened.
October 7	Re-signed Keith Askins . Signed forwards Gary Alexander and Mark Randall and guards Kurk Lee , Bennie Seltzer and Greg Sutton .
October 8	Signed guard Jeff Martin .
October 12	Signed center Manute Bol .
October 16	Re-signed Matt Geiger .
October 20	Waived Jeff Martin and Bennie Seltzer .
October 29	Waived Kurk Lee and Mark Randall .
November 2	Waived Greg Sutton .
November 28	Glen Rice was named NBA Player of the Week for the week ending Nov. 28.
December 6	Waived Gary Alexander .

1994

January 25	Waived Manute Bol .
March 3	Signed Glen Rice to a multi-year contract extension.
March 9	Signed guard Morlon Wiley to a 10-day contract.
April 21	The HEAT clinched its second postseason berth in three years by defeating the Atlanta Hawks, 94-89, at Miami Arena.
April 28	Miami opened the 1994 NBA Playoffs by defeating the Atlanta Hawks, 93-88, at the Omni in Atlanta. It was the HEAT's first playoff win in franchise history.
May 3	The HEAT earned its first home playoff win with a 90-86 victory over the Hawks at Miami Arena.
June 2	Miami signed Head Coach Kevin Loughery to a multi-year contract extension.
June 29	The HEAT selected guard Khalid Reeves from the University of Arizona with the 12th pick in the 1994 NBA Draft. Miami also selected forward Jeff Webster from Oklahoma in the second round (40th overall).
August 4-14	HEAT guard Steve Smith was a member of the 1994 United States gold medal-winning team at the World Championship of Basketball that was held in Toronto, Canada. HEAT Trainer Ron Culp was one of the trainers on the United States squad.

KEY DATES AND TRANSACTIONS

1994 CONTINUED...

August 5	Re-signed Matt Geiger .
August 8	Ed Stokes signed in Europe with Stefanel Milan (Italy).
August 12	The HEAT announced that Whit Hudson purchased a partnership interest in the team. Miami also announced that Billy Cunningham and Lewis Schaffel sold their interests in the team.
August 23	Ed Badger was signed and Alvin Gentry was re-signed as assistant coaches on Kevin Loughery's staff.
August 31	1994 second-round draft pick Jeff Webster signed in Europe with Dafni (Greece).
October 6	Re-signed Keith Askins . Signed forwards Chuck Brown and Andre Spencer and guards Ledell Eackles , Jerome Harmon , Steve Henson and Kevin Pritchard .
October 14	Waived Jerome Harmon .
October 18	Waived Andre Spencer .
October 31	Waived Chuck Brown , Steve Henson and Kevin Pritchard .
November 1	The NBA rejected the bid for sale of the HEAT to Whit Hudson .
November 2	Traded Rony Seikaly to Golden State in exchange for guard/forward Billy Owens and the rights to guard Sasha Danilovic . Waived Alec Kessler .
November 3	Waived Willie Burton .
November 7	Acquired forward/center Kevin Willis and a future first-round draft choice from the Atlanta Hawks for Steve Smith , Grant Long and a future second-round choice.
November 9	Signed Bimbo Coles to a multi-year contract extension.
December 29	The HEAT defeated the Los Angeles Clippers by 43 points (126-83), Miami's largest margin of victory in franchise history.

1995

February 11	Glen Rice won the Long Distance Shootout and Harold Miner won his second Slam Dunk Championship in three years at NBA All-Star Weekend. Khalid Reeves played in the NBA Rookie Game.
February 13	The Arison family solidified its control of the HEAT by purchasing Schaffel's and Cunningham's interests in the team. Micky Arison was named Managing General Partner.
February 14	Dave Wohl was hired as Executive Vice President/Basketball Operations. Pauline Winick was named Executive Vice President/Business Operations. Alvin Gentry was named Head Coach, replacing Kevin Loughery .
February 28	Kevin Loughery was named Vice President/Director of Player Personnel. Bob Reinhardt was hired as a regional scout.
March 6	Signed guard Kevin Pritchard to a 10-day contract.
March 16	Signed Kevin Pritchard to a second 10-day contract.
March 19	Waived Kevin Pritchard .
March 21	Chris Wallace was named Director of College and International Scouting.
March 24	Signed Kevin Pritchard for remainder of the season.
April 18	Waived Kevin Pritchard .
May 4	Announced Alvin Gentry would not be retained as the HEAT's head coach.
May 5	Tony Fiorentino was named Director of Pro Scouting. Ed Badger was named regional scout.
June 8	Erik Spoelstra was hired as HEAT video coordinator.
June 14	The Atlanta Hawks elected not to send their 1995 first-round pick (16th overall) to the HEAT to complete the Kevin Willis for Steve Smith and Grant Long trade.
June 15	Traded Harold Miner and the HEAT's 1995 second-round pick to the Cleveland Cavaliers (the Cavs selected Donny Marshall) for Cleveland's 1995 second-round pick (the HEAT selected George Banks) and future considerations. Signed guard Sasha Danilovic .
June 24	John Salley was selected by the Toronto Raptors in the 1995 Expansion Draft.
June 28	Acquired guard Rex Chapman and the draft rights to guard Terrence Rencher from the Washington Bullets for the draft rights to center Ed Stokes and forward Jeff Webster . The HEAT selected forward Kurt Thomas from Texas Christian University with the 10th pick in the NBA Draft. Miami also selected forward George Banks from the University of Texas-El Paso in the second round (46th overall).

KEY DATES AND TRANSACTIONS

1995 CONTINUED...

- September 1** The HEAT agreed to send its first-round pick, obtained from Atlanta in the **Steve Smith/Grant Long** for **Kevin Willis** trade, and \$1 million to the New York Knicks for the rights to **Pat Riley**.
- September 2** **Pat Riley** was named President and Head Coach.
- September 19** **Randy Pfund** was hired as Executive Vice President, Player Personnel.
- September 20** **Scotty Robertson**, **Bob McAdoo** and **Stan Van Gundy** were hired as assistant coaches. **Jeff Bzdelik** was hired as assistant coach/scout. **Tony Fiorentino** was named assistant coach/scout.
- September 21** Re-signed **Keith Askins** to a multi-year contract.
- October 5** Signed first-round pick **Kurt Thomas**, guards **Lazelle Durden** and **Tony Miller**, guard/forward **Bruce Bowen**, forwards **Ronnie Grandison** and **Shelton Jones**, forward/center **Stacey King** and centers **Chad Gallagher** and **Alan Ogg**.
- October 12** Waived **Bruce Bowen**, **Shelton Jones**, **Lazelle Durden** and **Tony Miller**.
- October 25** Waived **Chad Gallagher** and **Alan Ogg**.
- November 3** Acquired center **Alonzo Mourning**, guard/forward **Pete Myers** and forward/center **LeRon Ellis** from Charlotte in exchange for **Glen Rice**, **Khalid Reeves**, **Matt Geiger** and a first-round draft pick.
- December 12** Signed center/forward **Dan Schayes** to a free-agent contract.
- December 27** Waived **LeRon Ellis**.
- December 29** Signed CBA standout guard **Voshon Lenard**.

1996

- January 5** Waived **Ronnie Grandison**.
- January 10** HEAT Trainer **Ron Culp** worked his 2,000th career NBA game at Portland.
- January 16** **Kurt Thomas** was named to the Eastern Conference team for the 1996 Schick Rookie Game at the NBA's All-Star Weekend.
- January 30** **Alonzo Mourning** was named to the East team for the 1996 NBA All-Star Game. Mourning became the first HEAT player selected as an All-Star.
- February 10** **Kurt Thomas** started for the East team in the 1996 Rookie Game and scored nine points.
- February 11** **Alonzo Mourning** played 13 minutes and scored two points while grabbing one rebound in the 1996 NBA All-Star Game.
- February 12** The HEAT's new training facility at LaSalle High School opens. Signed guard **Jeff Malone** to a 10-day contract. Released **Pete Myers**.
- February 17** The HEAT vs. Orlando Magic game was broadcast to more than one billion television viewers in five languages: English, Spanish, French, Japanese and Chinese.
- February 19** The HEAT wore its fire-engine red alternate road uniforms for the first time in its game at Cleveland.
- February 22** In one of the biggest trading days in NBA history, Miami acquired guard **Tim Hardaway** and forward/center **Chris Gatling** from Golden State for forward/center **Kevin Willis** and guard **Bimbo Coles**. Acquired forward/guard **Walt Williams** and forward **Tyrone Corbin** from Sacramento for guard/forward **Billy Owens** and forward/guard **Kevin Gamble**. Acquired guard **Tony Smith** from Phoenix for guard **Terrence Rencher**. Signed guard **Jeff Malone** to a second 10-day contract.
- March 3** Signed **Jeff Malone** for the remainder of the season.
- March 26** **Chris Gatling** was named NBA Player of the Week for the week ending Mar. 24.
- April 19** The HEAT clinched its third playoff berth in five seasons by defeating Milwaukee, 106-100, at the Bradley Center.
- June 18** Metro-Dade Commission approved plans to build a new waterfront arena in downtown Miami.
- June 26** The HEAT acquired the rights to forward **Martin Muursepp** of Estonia, who was Utah's first-round pick (25th overall). In exchange, Utah received a future HEAT first-round selection (used in 2000). Miami did not have a 1996 draft pick.
- July 17** Renounced the rights to **Rex Chapman**, **Tyrone Corbin**, **Stacey King**, **Jeff Malone**, **Dan Schayes**, **Tony Smith** and **Walt Williams**. Signed forward **Juwan Howard**.
- July 18** Signed forward **P.J. Brown**.
- July 23** Re-signed **Tim Hardaway**.

KEY DATES AND TRANSACTIONS

1996 CONTINUED...

July 31	The NBA voided Juwan Howard's contract, sending it into arbitration.
August 3	Trainer Ron Culp was the trainer for Dream Team II, which claimed the gold medal at the 1996 Olympics by defeating Yugoslavia. Sasha Danilovic was the starting guard for Yugoslavia and earned a silver medal.
August 10	The HEAT settled its arbitration case with the NBA, releasing Juwan Howard from his contract. The HEAT signed Alonzo Mourning to a multi-year deal.
August 12	Signed guard Gary Grant .
August 21	Re-signed Voshon Lenard .
August 22	Signed guard/forward Dan Majerle .
September 3	L. Jay Cross was hired to oversee the HEAT's construction of their new arena.
September 13	Signed Martin Muursepp .
September 25	Signed forward Ed Pinckney .
September 30	Signed forward Ronnie Grandison .
October 3	Signed center Isaac Austin , guard/forward James Scott , and forward Tony Farmer .
October 30	Released Ronnie Grandison .
October 31	Signed forward Mark Strickland .
November 5	Miami voters overwhelmingly approved a plan to build a new waterfront arena for the team. Dade County voters defeated a referendum that would have prohibited construction of AmericanAirlines Arena.
November 19	Randy Pfund was promoted to General Manager.
December 6	Miami-based Arquitectonica was selected as the lead architect for the new HEAT arena.
December 30	Tim Hardaway was named NBA Player of the Week for the week ending Dec. 29.
December 30	Pat Riley was named NBA Coach of the Month for December.

1997

January 6	Signed guard John Crotty to a 10-day contract. Waived James Scott .
January 7	Waived Mark Strickland . L. Jay Cross was promoted to President, Business Operations.
January 8	Signed guard/forward Willie Anderson to a 10-day contract.
January 12	Signed Mark Strickland to a 10-day contract. Waived Tony Farmer .
January 16	Signed John Crotty to a second 10-day contract.
January 18	Signed Willie Anderson to a second 10-day contract.
January 22	Signed Mark Strickland to a second 10-day contract. Arquitectonica presented initial drawings of the new HEAT arena to the public at a press briefing.
January 26	Signed John Crotty for the remainder of the season.
January 28	Signed Willie Anderson for the remainder of the season.
February 1	Signed Mark Strickland to a multi-year contract. Tim Hardaway and Alonzo Mourning were selected to play in the 1997 NBA All-Star Game.
February 9	Tim Hardaway scored 10 points in the 1997 NBA All-Star Game. Alonzo Mourning did not play due to injury (plantar fasciitis in right foot).
February 14	The HEAT acquired forward Jamal Mashburn from Dallas in exchange for Sasha Danilovic , Kurt Thomas and Martin Muursepp .
February 17	Alonzo Mourning was named NBA Player of the Week for the week ending Feb. 16.
February 24	Signed center Matt Fish to a 10-day contract.
March 6	Signed Matt Fish to a second 10-day contract.
March 7	Tim Hardaway scored his 10,000th career point at Washington.
March 15	Signed Matt Fish for the remainder of the season. Signed guard/forward Bruce Bowen to a 10-day contract.
March 25	Signed Bruce Bowen for the remainder of the season.
April 10	Coupled with Chicago's victory over New York that evening, the HEAT clinched its first Atlantic Division title with a 93-83 win vs. Detroit at Miami Arena.
April 11	The Metro-Dade Commission approved a new financing and development plan for a new downtown arena.

KEY DATES AND TRANSACTIONS

1997 CONTINUED...

- April 26** **P.J. Brown** was presented the NBA's J. Walter Kennedy Citizenship Award for his outstanding community service. The HEAT won Game 1 of the Eastern Conference Playoffs First Round vs. Orlando, 99-64, in Miami.
- April 29** **P.J. Brown** was named to the NBA All-Defensive Second Team.
- May 3** **Isaac Austin** was named the NBA Most Improved Player for 1996-97.
- May 4** The HEAT won its first playoff series with a 91-83 win vs. Orlando in Game 5 of its Opening Round series.
- May 7** Miami played its first-ever Eastern Conference Semifinal game, falling to New York, 88-79, at the Miami Arena.
- May 8** **Pat Riley** was named NBA Coach of the Year, becoming the first coach in NBA history to win Coach of the Year honors with three different franchises.
- May 9** The HEAT won its first-ever Eastern Conference Semifinal game in Game 2 vs. New York, 88-84, in Miami.
- May 18** The HEAT won its first Eastern Conference Semifinals series with a Game 7 win vs. New York, 101-90, in Miami. The HEAT became only the sixth team in NBA history to come back from a 3-1 deficit to win a playoff series.
- May 20** Miami played its first Eastern Conference Finals game, losing at Chicago, 84-77.
- May 21** **Tim Hardaway** was named to the All-NBA First Team.
- May 26** The HEAT won its first Eastern Conference Finals playoff game with an 87-80 victory against Chicago in Game 4 at Miami.
- June 25** The HEAT selected guard **Charles Smith** from the University of New Mexico with the 26th pick in the first round of the NBA Draft. Miami also took forward **Mark Sanford** from the University of Washington in the second round (31st overall).
- July 7** Signed guard **Ruben Nembhard** and forward **Patrick Savoy**.
- July 9** Re-signed **Voshon Lenard**.
- July 21** Signed first-round pick **Charles Smith**.
- July 24** Signed second-round pick **Mark Sanford**.
- August 6** Metro Dade mayor **Alex Penelas** and Miami Mayor **Joe Carollo** struck a deal between the two entities that cleared the way for the new arena.
- August 11** Re-signed **Matt Fish**.
- August 12** The HEAT acquired center **Duane Causwell** from Sacramento in exchange for guard **Gary Grant**, center **Matt Fish** and a conditional 1999 second-round pick.
- August 20** Signed free agent forward **Terry Mills** to a multi-year contract.
- September 9** **Scotty Robertson** became a college scout and **Jeff Bzdelik** joined the HEAT bench as an assistant coach.
- September 10** Signed free agent guard **Eric Murdock**.
- September 16** Former HEAT player **Ed Pinckney** was named the team's radio analyst.
- September 17** Signed free agent guard/forward **Todd Day**.
- September 29** Signed free agent forward **Ben Davis** and free agent guard **Malcolm Huckaby**.
- October 2** Signed free agent forward **Muntrelle Dobbins**.
- October 21** The HEAT, Miami-Dade County and American Airlines reached accord on a 20-year naming rights pact for the new HEAT arena to be called AmericanAirlines Arena.
- October 22** Waived **Ruben Nembhard** and **Muntrelle Dobbins**.
- October 26** Waived **Patrick Savoy** and **Mark Sanford**.
- October 30** Waived **Ben Davis**.
- November 15** With a 96-93 win over Denver, Coach **Pat Riley** moved past **Dr. Jack Ramsay** (864) for sole possession of fifth-place on the NBA all-time wins list.
- November 22** Waived **Todd Day**.
- December 20** HEAT and Sunshine Network reached a five-year extension on the team's cable rights.
- December 23** HEAT and Silver King Broadcasting reached a five-year agreement for over-the-air TV rights; games to be carried by new WAMI-Channel 69.
- December 25** The HEAT played in its first Christmas Day game, dropping a 90-80 decision at Chicago in a nationally televised game on NBC.

KEY DATES AND TRANSACTIONS

1998

January 21	Signed guard Gerald Madkins of the CBA's Rockford Lightning to a 10-day contract.
January 27	The HEAT, Miami-Dade County and American Airlines hosted a joint groundbreaking ceremony for the new AmericanAirlines Arena. Waived Gerald Madkins . Signed free agent guard Rex Walters for the remainder of the season.
February 1	Official start date of construction for AmericanAirlines Arena; site clearance began.
February 8	HEAT guard Tim Hardaway scored 10 points at the 1998 NBA All-Star Game in Cleveland.
February 10	Coach Pat Riley became the winningest coach in HEAT history when Miami defeated Cleveland, 91-81, earning HEAT victory No. 134.
February 19	Traded Isaac Austin , Charles Smith and an unconditional 1998 first-round draft pick to the L.A. Clippers for guard Brent Barry .
February 20	Signed center Marty Conlon for the remainder of the season.
March 1	Pat Riley became the fifth coach to record 900 career wins (in just his 1,278th career game) with an 85-84 win at New Jersey, breaking Red Auerbach's all-time record of reaching the milestone in 1,360 games.
March 2	Pat Riley was named the NBA Coach of the Month for February.
March 12	Waived Malcolm Huckaby .
March 13	Signed forward Antonio Lang to a 10-day contract.
March 16	Signed Antonio Lang for the remainder of the season.
March 29	Miami's 109-77 win over Houston in front of a sold-out crowd at Miami Arena clinched the HEAT's second consecutive Atlantic Division title.
March 30	Alonzo Mourning was named NBA Player of the Week for the week ending Mar. 29.
May 20	Tim Hardaway was named to the All-NBA Second Team. The HEAT announced completion of \$184.8 million private placement of bonds for financing of AmericanAirlines Arena.
June 24	Miami selected guard Corey Brewer of the University of Oklahoma in the second round (51st overall) of the 1998 NBA Draft.
September 2	Mike Inglis was hired to call play-by-play for HEAT radio games.
September 10	The HEAT and Clear Channel Communications reached a long-term deal for radio rights of HEAT games; NewsRadio 610-WIOD will remain flagship station for HEAT broadcasts.

1999

January 22	Re-signed Keith Askins , Mark Strickland , Marty Conlon and Rex Walters . Signed free agent guard Terry Porter . Signed guard Randy Livingston , guard/forward Adrian Griffin , forward Jamie Watson , and centers Amal McCaskill and Thomas Hamilton .
January 24	Signed free agent forward Clarence Weatherspoon .
January 28	Signed free agent guard/forward Mark Davis .
January 30	Waived Adrian Griffin and Randy Livingston .
February 4	Waived Thomas Hamilton .
February 14	Waived Amal McCaskill . Signed free agent guard/forward Blue Edwards to a contract.
February 19	Waived Mark Davis and Jamie Watson .
February 26	The HEAT and WJAN-Channel 41 reached an agreement to broadcast select Miami HEAT games in Spanish to the South Florida TV audience.
March 15	Alonzo Mourning was named NBA Player of the Week for the week ending Mar. 14.
April 1	Alonzo Mourning had six blocked shots versus Philadelphia including his 611th block since joining Miami to surpass Rony Seikaly as the HEAT's all-time leading shot blocker.
April 7	Pat Riley surpassed Dick Motta for fourth place on the NBA's all-time victory list with his 936th career win, 93-87 vs. Dallas.
April 13	Pat Riley surpassed Red Auerbach for third place on the NBA's all-time victory list with his 939th career win, a 90-74 victory vs. Chicago.
April 22	Tim Hardaway surpassed Bimbo Coles with his 1,947th assist as a member of the HEAT in a victory at Orlando to become Miami's all-time leader in assists. Miami clinched its sixth playoff berth in club history with a 75-70 win at Orlando.
April 27	Pat Riley surpassed Bill Fitch for second place on the NBA's all-time victory list with his 945th career win, a 95-76 victory at New Jersey.

KEY DATES AND TRANSACTIONS

1999 CONTINUED...

- May 4** Following a win over Atlanta, the HEAT clinched its third consecutive Atlantic Division title and its first number one seed in the Eastern Conference Playoffs.
- May 13** **Alonzo Mourning** was named to the NBA's All-Defensive First Team with **P.J. Brown** being named to the NBA's All-Defensive Second Team.
- May 19** **Alonzo Mourning** was named the winner of the NBA Defensive Player of the Year Award for the 1998-99 season.
- June 8** It was announced that **Alonzo Mourning** was named to the All-NBA First Team with **Tim Hardaway** receiving All-NBA Second Team honors.
- June 30** HEAT drafted University of Miami forward **Tim James** in the first round (25th overall) and Creighton University guard/forward **Rodney Buford** in the second round (53rd overall) of the 1999 NBA Draft.
- July 26** **Pat Riley** announced that **Marc Iavaroni** joined the HEAT coaching staff as an assistant coach and director of player development.
- August 4** Signed free agent forward/center **Otis Thorpe**.
- August 6** Signed free agent guard/forward **Mark Davis** and free agent guard **Anthony Carter**.
- August 16** Re-signed **Dan Majerle**.
- August 18** HEAT President and Head Coach **Pat Riley** agreed to a contract extension.
- August 24** Signed first-round pick **Tim James**.
- September 1** Signed free agent center **Amal McCaskill** and forward **Harold Jamison**.
- September 16** Re-signed **Rex Walters**.
- September 29** Signed free agent guard **Corey Brewer** and free agent forwards **Jamie Watson** and **Jermaine Walker**.
- October 1** Signed second-round pick **Rodney Buford**.
- October 8** The HEAT departed for Israel to play an exhibition game against Maccabi Tel Aviv.
- October 10** The HEAT toured Jerusalem, making stops to plant trees in memory of partner **Ted Arison** and visiting the Western Wall.
- October 11** The HEAT defeated defending Israeli league champion Maccabi Tel Aviv, 126-91, at the Yad Eliyahu Sports Palace in Tel Aviv.
- October 18** Waived **Amal McCaskill**, **Jermaine Walker** and **Jamie Watson**.
- October 25** Waived **Corey Brewer**.
- October 26** **Otis Thorpe** underwent successful surgery on his right thumb, which was broken on October 22 against the Warriors in Bakersfield, CA.
- November 1** Waived **Keith Askins**.
- December 7** **Dan Majerle** scored the 10,000th point of his career in Miami's 86-76 victory at Portland.
- December 11** **Alonzo Mourning** scored the 10,000th point of his career in a 92-88 loss in Seattle.
- December 13** **Alonzo Mourning** was named NBA Player of the Week for the week ending Dec. 12.

2000

- January 2** HEAT played its inaugural game in the state-of-the-art AmericanAirlines Arena, beating the Orlando Magic, 111-103, in overtime.
- January 4** **Alonzo Mourning** was named NBA Player of the Month for December.
- January 8** HEAT dedicated the media workroom in the AmericanAirlines Arena to the late **Robes Patton**, former HEAT beat writer for the *Ft. Lauderdale Sun-Sentinel*.
- February 13** **Alonzo Mourning** started for the Eastern Conference in the 2000 NBA All-Star Game at the Arena in Oakland. He tallied 15 points, seven rebounds, a game-high four blocks and a team-high three steals in 27 minutes as the East Squad was defeated by the Western Conference All-Stars, 137-126.
- February 23** HEAT claimed guard/forward **Bruce Bowen** off waivers and waived **Rex Walters**.
- March 21** **Pat Riley** surpassed **Red Auerbach** for eighth place on the NBA's all-time games coached list with 1,418.
- April 10** **Alonzo Mourning** was named NBA Player of the Week for the week ending Apr. 9.
- April 14** With a 95-84 victory over the Orlando Magic at the AmericanAirlines Arena, the HEAT captured their fourth consecutive Atlantic Division Championship. A local power outage during pre-game introductions delayed the start of the game two hours and six minutes.
- April 20** HEAT left **Harold Jamison**, **Tim James** and **Voshon Lenard** off the playoff roster.

KEY DATES AND TRANSACTIONS

2000 CONTINUED...

April 22	The HEAT defeated Detroit, 95-85, in Game 1 of the 2000 NBA Playoffs Opening Round. The contest was the first postseason game played at the AmericanAirlines Arena.
May 4	Alonzo Mourning was named to the NBA's All-Defensive First Team.
May 16	Alonzo Mourning was named the winner of the NBA Defensive Player of the Year Award for the second consecutive year, becoming just the fifth player in league history to win the award in consecutive seasons.
May 24	HEAT assistant coach Bob McAdoo was elected into the Naismith Memorial Basketball Hall of Fame.
June 27	Acquired forward Chris Gatling and the 37th pick in the 2000 NBA Draft from Denver for Voshon Lenard and Mark Strickland .
June 28	HEAT selected Arizona State University guard Eddie House with the 37th pick and Indian Hills Junior College center Ernest Brown with the 52nd pick of the 2000 NBA Draft.
July 25	L. Jay Cross resigned as HEAT Group President, Business Operations.
August 1	HEAT re-signed Anthony Carter and Bruce Bowen .
August 2	Acquired guard Eddie Jones , forward Anthony Mason , guard Ricky Davis and guard Dale Ellis from the Charlotte Hornets for forward P.J. Brown , forward Jamal Mashburn , forward Tim James , forward/center Otis Thorpe and guard/forward Rodney Buford .
August 7	HEAT team physician Dr. Harlan Selesnick was named to the five-person medical staff for the 2000 Men's U.S. Olympic Basketball Team.
August 15	Signed Eddie House .
August 17	Dr. Jack Ramsay retired as television analyst for the HEAT.
August 30	Acquired forward/center Brian Grant in a three-way trade with Cleveland and Portland in which Miami sent forward Clarence Weatherspoon , forward Chris Gatling and a conditional first-round draft choice to the Cavaliers; Portland sent Brian Grant to Miami and guard Gary Grant to Cleveland and the Cavs sent forward Shawn Kemp to the Trail Blazers.
August 31	Re-signed Harold Jamison .
September 13	Signed free agent center Todd Fuller and free agent forward Don MacLean .
September 14	Re-signed center Duane Causwell and signed guard/forward Ron Hale .
September 25 - October 1	Alonzo Mourning and Tim Hardaway played on the USA Men's Basketball team that captured the gold medal at the Olympic Games in Sydney, Australia.
September 28	Signed free agent guard Rick Brunson and signed guard/forward Jamal Robinson .
September 29	Re-signed Tim Hardaway .
October 5	HEAT signed free agent center Mario Bennett and free agent forward Ike Nwankwo .
October 10	HEAT released Mario Bennett and Ike Nwankwo .
October 11	Ed Pinckney , who served as Miami's radio analyst the previous three years, was named television analyst for the HEAT replacing the retired Dr. Jack Ramsay .
October 14	HEAT Assistant Coach Bob McAdoo was enshrined in the Naismith Memorial Basketball Hall of Fame in Springfield, MA.
October 16	Alonzo Mourning announced he expects to miss the 2000-01 NBA season after learning he is suffering from a kidney disease (focal glomerulosclerosis).
October 22	The HEAT released Rick Brunson and Ron Hale .
October 30	The HEAT exercised a team option on Ricky Davis' contract and released Dale Ellis .
October 31	The HEAT signed free agent forward A.C. Green and released Harold Jamison .
November 1	HEAT Head Coach Pat Riley became the second coach in NBA history to win 1,000 career games as Miami downed Orlando, 105-79, in the HEAT's season-opener. Riley became the quickest head coach or manager at the time in any of the four major professional sports in North America to win 1,000 games, breaking the previous mark held by Fred Clarke , who managed the Pittsburgh Pirates from 1900-15, by 63 games.
November 11	Ricky Davis underwent successful surgery on his right foot.
November 14	Don MacLean underwent successful surgery on the fifth toe of his right foot.
November 26	HEAT acquired forward Cedric Ceballos from Detroit in exchange for a conditional second-round draft choice. Jamal Robinson was released.
December 2	The HEAT defeated the Wizards, 93-90, at the MCI Center in Washington to earn Pat Riley his 250th win as the HEAT's head coach. Riley became just the fourth coach in NBA history to record at least 250 wins with two different teams.

Management

Players

14/15
Review

Records

Playoffs

History

All-Time
Roster

NBA/NBADL

Opponents

Media

KEY DATES AND TRANSACTIONS

2001

- January 3** **Pat Riley** was named the IBM Coach of the Month for the month of December after guiding the HEAT to a 12-5 record in December. This marked the ninth time in his career Riley won Coach of the Month honors, the third time he won the award with the HEAT.
- January 13** **Tim Hardaway** became Miami's all-time leader in three-point field goals made when he hit his 709th trey as a member of the HEAT with 1:31 left in the third quarter at Indiana, to surpass **Glen Rice**.
- January 25** **Eric Woolworth** was named President of The HEAT Group's Business Operations.
- January 30** Forward **Anthony Mason** was selected as a reserve for the 2001 Eastern Conference All-Star team. At 34 years and two months old, Mason became the second oldest first-time All-Star in NBA history, just a month younger than Nat "Sweetwater" Clifton was in 1957.
- February 2** Miami recorded a 91-80 victory over the Hawks in Atlanta. The game was the 1,000th in HEAT regular season history.
- February 6** HEAT team physician **Dr. Harlan Selesnick** was selected the team physician for the Western Conference All-Stars for the 2001 NBA All-Star Game.
- February 11** Forward **Anthony Mason** became just the second HEAT player to start an NBA All-Star Game. Mason started in place of an injured **Grant Hill** and although he went scoreless he finished with four rebounds, one assist and one steal in 20 minutes as the Eastern Conference defeated the Western Conference, 111-110, at the MCI Center in Washington.
- March 27** **Alonzo Mourning**, who was expected to miss the entire 2000-01 season due to a kidney disease (focal glomerulosclerosis), announced he would return for the remainder of the regular season and postseason after missing the first 69 games of the season. Toronto defeated Miami, 88-83, at the AmericanAirlines Arena as Mourning scored nine points and grabbed six rebounds in 19 minutes in his 2000-01 season debut.
- April 11** With 1:33 remaining in the fourth quarter of Miami's 102-97 win at Boston, **Alonzo Mourning** blocked an **Antoine Walker** shot attempt. The block was Mourning's 1,000th as a member of the HEAT.
- April 18** **A.C. Green** scored 19 points and grabbed 14 rebounds in Miami's 103-91 win at Orlando to record his 300th career double-double. The game marked the final game of Green's 16-year NBA career and ended his NBA-record consecutive games played streak at 1,192.
- April 19** The HEAT left **Ricky Davis**, **Don MacLean** and **Todd Fuller** off the playoff roster.
- May 2** **Bruce Bowen** was named a member of the 2000-01 NBA All-Defensive Second Team.
- May 3** **Don MacLean** underwent successful surgery performed on his left quadriceps tendon.
- May 9** **Eddie Jones** underwent successful surgery on his left shoulder.
- May 22** **Alonzo Mourning** was named a second team selection on the NBA All-Interview team for the 2000-01 season.
- June 20** **Don MacLean** exercised an option to extend his contract for the 2001-02 season.
- June 27** The HEAT selected center **Ken Johnson** from The Ohio State University with the 49th pick of the 2001 NBA Draft.
- June 29** **Ricky Davis** underwent successful surgery to repair a fractured right foot.
- July 19** Re-signed **Anthony Carter**.
- July 20** Signed free agent forward **Malik Allen** and free agent guard **Mike James**.
- July 28** Signed free agent forward **LaPhonso Ellis**.
- August 5** Signed free agent guard/forward **Kendall Gill**.
- August 13** The HEAT announced a three-year television deal with WFOR (Channel 4) and UPN 33 to air games locally.
- August 22** The HEAT traded **Tim Hardaway** to Dallas in a sign-and-trade deal in which they acquired a second-round draft choice in either 2003 or 2004 and a trade exception.
- August 24** Signed free agent forward **Tang Hamilton**.
- September 14** Signed free agent guard/forward **Sam Mack**.
- September 24** Signed free agent guard/forward **Rodney Buford**.
- October 1** Signed free agent forward/center **Sean Marks**, free agent center **Loren Meyer**, and free agent guard **Geno Carlisle**.
- October 1** Acquired the draft rights to forward **Sean Lampley** from Chicago for a conditional second-round draft choice.
- October 2** Signed free agent center **Vladimir Stepania**.

KEY DATES AND TRANSACTIONS

2001 CONTINUED...

October 9	Released Geno Carlisle and Loren Meyer .
October 13	Signed free agent forward Kimani Ffriend .
October 22	Signed free agent guard Rod Strickland .
October 25	Released Rodney Buford , Kimani Ffriend and Mike James .
October 26	The HEAT acquired forward/center Chris Gatling in a three-team sign-and-trade with Cleveland and Toronto. Miami received Gatling from Cleveland, Cleveland received guard Ricky Davis from Miami and forward Brian Skinner from Toronto, and Toronto received forward Don MacLean from Miami.
October 29	Released Sean Lampley .
November 6	The HEAT defeated Seattle, 87-85 in overtime, at the AmericanAirlines Arena to record the 500th win in franchise history.
November 9	Kendall Gill underwent successful surgery to repair a fractured left pinky.
November 30	A then-record crowd of 20,118 attended the HEAT's home game against the Washington Wizards in the AmericanAirlines Arena. The game marked Michael Jordan's first game back in Miami after his retirement on Jan. 13, 1999.
December 2	Signed free agent guard Jim Jackson and released Tang Hamilton .
December 12	Alonzo Mourning moved into 15th place on the NBA's all-time blocked shots list, surpassing Moses Malone , when he blocked a Brendan Haywood attempt with 8:13 left in the second quarter at the MCI Center in Washington. The block was the 1,734th of Mourning's career.
December 13	Released Sam Mack .
December 18	Signed guard Mike James .

2002

January 7	Eddie Jones was named NBA Eastern Conference Player of the Week for the week ending Jan. 6.
January 10	Anthony Carter underwent successful surgery to repair a sports hernia.
January 10	Jim Jackson scored his 10,000th career point with 6:14 remaining in the first quarter of Miami's game against Portland.
January 22	Rod Strickland moved into sole possession of seventh place on the NBA's all-time assists list, surpassing Lenny Wilkens , with his first assist of the night and 7,212th of his career with 8:54 remaining in the opening quarter of Miami's 92-79 home victory over Chicago.
January 29	Alonzo Mourning was selected as a reserve for the 2002 Eastern Conference All-Star team. This marked the seventh time in Mourning's career he had been named an NBA All-Star and the fifth time as a member of the HEAT.
February 10	Alonzo Mourning hit six of his seven field goal attempts at the All-Star Game in Philadelphia and finished with 13 points, three rebounds, two assists and two blocks in 16 minutes as the Eastern Conference All-Stars were defeated by the Western Conference All-Stars, 135-120.
February 13	Radio announcer José Pañeda broadcast his 1,000th HEAT game in Spanish as Miami defeated the Magic, 112-95 at the AmericanAirlines Arena. Pañeda, who broadcast every HEAT regular season game beginning with the 1989-90 season, has broadcast more NBA games in Spanish than any other announcer in league history.
March 15	Television play-by-play announcer Eric Reid , who has been with the HEAT since its inaugural season, broadcast his 1,000th HEAT regular season game as the Nets defeated Miami, 97-78, at the Continental Airlines Arena in New Jersey.
March 23	Rod Strickland moved past Maurice Cheeks into sixth place on the NBA's all-time assist list in the HEAT's contest at San Antonio with his third assist of the game and 7,393rd of his career with 2.8 seconds remaining in the second quarter.
March 31	Trainer Ron Culp worked the 2,500th game of his career as the Pacers defeated the HEAT at Conseco Fieldhouse.
April 3	LaPhonso Ellis was named the winner of the NBA's 2001-02 Atlantic Division Sportsmanship Award. This marked the second time in his career that Ellis had been named a divisional award winner and the first time a HEAT player had received the honor.
May 2	Alonzo Mourning was named the recipient of the NBA's 2001-02 J. Walter Kennedy Citizenship Award for his outstanding community service.

KEY DATES AND TRANSACTIONS

2002 CONTINUED...

- June 7** Assistant Coach/Director of Player Development **Marc Iavaroni** resigned to become an assistant coach for the Phoenix Suns.
- June 26** The HEAT selected University of Connecticut forward **Caron Butler** with the 10th pick of the 2002 NBA Draft and La Salle University forward **Rasual Butler** with the 53rd pick.
- July 3** Signed forward **Caron Butler**.
- August 6** Re-signed free agent center **Vladimir Stepania**.
- August 14** Signed forward **Rasual Butler**.
- August 15** Signed free agent guard **Luke Recker**.
- September 5** Signed free agent guard **Travis Best**.
- September 12** The HEAT announced that due to a drop in his body chemistry levels, center **Alonzo Mourning** would be out indefinitely.
- September 25** Re-signed **Eddie House**.
- September 26** Signed center **Ken Johnson** and free agent guard **Khalid El-Amin**.
- September 30** Signed free agent forward **Sean Lampley**.
- October 10** The HEAT announced former NBA head coach and current TNT NBA analyst **Mike Fratello** joined its television broadcast team to provide analysis for 60 games during the 2002-03 season. The team also announced **Ed Pinckney** would serve as the team's color analyst for the remaining 22 television broadcasts and take a new role within the organization as Team Mentor. Pinckney would also provide analysis for home radio broadcasts when he was not working on the television broadcast.
- October 14** Released **Khalid El-Amin**.
- October 24** Released **Ernest Brown**.
- October 28** Released **Luke Recker** and placed **Alonzo Mourning** (focal glomerulosclerosis) on the injured list.
- November 14** **Sean Marks** underwent successful surgery at Cedar's Hospital. Marks had a plantar fascia release of his right foot performed by HEAT physician **Dr. James Losito**.
- December 2** **Caron Butler** was named the NBA Eastern Conference Rookie of the Month for the month of November. Butler became the first HEAT rookie to capture NBA Rookie of the Month honors.

2003

- January 16** **Caron Butler** was selected to play in the NBA Rookie Challenge during NBA All-Star Weekend in Atlanta.
- January 22** The HEAT defeated Phoenix, 92-85, at the AmericanAirlines Arena to earn **Pat Riley** his 1,100th career victory.
- January 31** **Eddie Jones** scored his 10,000th career point on a three-point field goal with 11:39 remaining in the fourth quarter at Philadelphia.
- February 2** **Caron Butler** was named the NBA Eastern Conference Rookie of the Month for the month of January, marking the second time he captured Rookie of the Month honors.
- February 8** **Caron Butler** started for the first-year players in the Rookie Challenge at All-Star Weekend at the Philips Arena in Atlanta and scored a team-high 23 points on 10-18 shooting while adding seven assists, four rebounds and a team-high four steals in a game-high 32 minutes.
- March 3** **Caron Butler** was named the NBA Eastern Conference Rookie of the Month for the third time.
- March 7** The HEAT eclipsed the 9,000,000 mark in all-time home attendance as a sellout crowd of 16,500 attended Miami's game against the Dallas Mavericks at the AmericanAirlines Arena.
- March 11** Miami defeated the Cavaliers, 77-75, at Gund Arena in Cleveland to earn **Pat Riley** his 350th victory as coach of the HEAT. With the victory, Riley became the first coach in NBA history to register at least 350 coaching victories with two different franchises. Previously he had recorded 533 victories while guiding the Lakers from 1981-90.
- April 1** **Caron Butler** was named the NBA Eastern Conference Rookie of the Month for the fourth time in the 2002-03 season and third consecutive month. Butler joined **Tim Duncan** (1997-98); **Shaquille O'Neal** (1992-93); **David Robinson** (1989-90); **Ralph Sampson** (1983-84) and **Terry Cummings** (1982-83) as the only players in NBA history to capture four-or-more Rookie of the Month honors since the league began the award in the 1981-82 season.

KEY DATES AND TRANSACTIONS

2003 CONTINUED...

April 11	A sellout crowd of 20,152 attended Michael Jordan's final game in Miami. Prior to the game during a tribute to Jordan, HEAT President and Head Coach Pat Riley announced the HEAT was retiring number 23 in honor of Jordan. The number 23 became the first number to be retired in franchise history. With his 17th point of the evening, a jumper with 6:59 left in the second quarter, Jordan assured himself of finishing his NBA career with the highest single-game scoring average in league history. With his first point in the game, a jumper with 1:29 left in the first quarter, Caron Butler broke the HEAT rookie scoring record (1,155) which had been held by Sherman Douglas .
April 24	Caron Butler finished third in the Rookie of the Year balloting, becoming the first HEAT rookie to ever receive a Rookie of the Year vote. Butler finished with 13 first-place votes, nine second-place votes and 87 third-place votes for a total of 179 points in the voting of 117 media members. The 13 first-place votes were the most by a third-place finisher since Shareef Abdur-Rahim garnered 25 in the 1996-97 Rookie of the Year voting.
May 7	Caron Butler was selected as a member of the 2002-03 NBA All-Rookie First Team. Butler became only the third HEAT player to earn All-Rookie First Team honors after receiving 55 points and 27 first-team votes in a vote of the league's 28 head coaches. Butler, who was named on all 28 ballots, was one point shy of being Miami's first unanimous First Team selection.
June 9	HEAT team physician Dr. Harlan Selesnick was elected the 2002-03 NBA Physician of the Year by the National Basketball Trainers Association at the Chicago Pre-Draft Camp.
June 26	The HEAT selected guard Dwyane Wade from Marquette University with the fifth pick of the 2003 NBA Draft and selected forward Jerome Beasley from the University of North Dakota in the second round with the 33rd pick.
June 30	The HEAT requested waivers on LaPhonso Ellis .
June 30	The HEAT picked up the contract options on Rasual Butler and Sean Lampley . The club also made a qualifying offer to Malik Allen , making him a restricted free agent. The HEAT did not extend qualifying offers to Eddie House and Mike James , making them unrestricted free agents.
July 16	Signed restricted free agent forward Elton Brand to an offer sheet. Unrestricted free agent center Alonzo Mourning signed with the New Jersey Nets, leaving Miami after eight seasons as the team's all-time leader in field goal percentage, blocked shots and free throws made.
July 22	The Clippers matched Miami's offer sheet to restricted free agent Elton Brand and retained his rights.
August 1	Signed free agent forward Samaki Walker .
August 6	Signed free agent forward Udonis Haslem .
August 8	Signed free agent forward John Wallace and free agent center Loren Woods .
August 11	Signed restricted free agent forward Lamar Odom to an offer sheet.
August 19	Signed guard Dwyane Wade .
August 27	Signed free agent forward Lamar Odom after the Los Angeles Clippers declined to match the offer sheet.
September 4	Signed free agent guard Rafer Alston and forward Jerome Beasley .
September 10	Re-signed Malik Allen .
September 23	Signed free agent guard Bimbo Coles .
September 29	Signed free agent center Isaac Austin and free agent guard Joe Crispin .
September 30	Signed free agent forward/center Cherokee Parks .
October 1	The HEAT and Clear Channel Communications agreed to a new five-year radio rights deal with NewsRadio 610-WIOD remaining the flagship station for HEAT broadcasts.
October 4	Caron Butler underwent successful arthroscopic surgery on his left knee. The surgery was performed by HEAT team physician Dr. Harlan Selesnick at HealthSouth Doctors Hospital.
October 15	Released Joe Crispin .
October 20	Released Isaac Austin .
October 24	HEAT President and Head Coach Pat Riley announced he was stepping down as head coach, but would continue to serve as team President. HEAT Managing General Partner Micky Arison and Riley jointly announced that Assistant Head Coach Stan Van Gundy was promoted to head coach, becoming the fifth head coach in HEAT history.
October 27	Released Cherokee Parks and Sean Lampley .

Management

Players

14/15
Review

Records

Playoffs

History

All-Time
Roster

NBA/NBADL

Opponents

Media

KEY DATES AND TRANSACTIONS

2003 CONTINUED...

- October 28** **Stan Van Gundy** made his head coaching debut in an 89-74 loss at Philadelphia.
- November 3** The HEAT signed free agent guard **Kirk Penney**.
- November 6** **Malik Allen** underwent successful bone spur surgery on his right foot at Mercy Hospital. The surgery was performed by HEAT team physician **Dr. James Losito**.
- November 7** Signed free agent forward **Tyrone Hill** and released **Kirk Penney**.
- November 11** For just the second time in league history brothers opposed one another as NBA head coaches as **Jeff Van Gundy** led his Houston Rockets to a 90-70 victory at the Toyota Center in Houston over older brother **Stan Van Gundy** and the HEAT. **Stan Van Gundy** and the HEAT would get revenge in the next meeting on Jan. 26, 2004, a 95-81 HEAT win in Miami. The only previous NBA match-up where brothers opposed one another as head coaches was in 1977 when **Larry Brown** (Denver) and **Herb Brown** (Detroit) coached against each other.
- November 12** The HEAT defeated the Cleveland Cavaliers, 88-83, in **LeBron James'** first visit to Miami and earned Head Coach **Stan Van Gundy** his first career victory.
- November 14** **Eddie Jones** hit his 1,000th career three-point field goal in Miami's 105-101 overtime victory over the Washington Wizards at the AmericanAirlines Arena.
- November 25** The HEAT announced it hired **Brian Hecker** as Scouting Information Coordinator.
- December 1** Signed free agent center **Wang Zhi-Zhi** and released **Tyrone Hill**.

2004

- January 19** **Samaki Walker** underwent successful surgery to remove bone spurs from his right ankle. The surgery was performed by HEAT team physician **Dr. Harlan Selesnick** at Baptist Hospital.
- January 28** **Dwyane Wade** and **Udonis Haslem** were selected to play in the Rookie Challenge during All-Star Weekend in Los Angeles. Wade and Haslem were two of the nine rookies selected to appear against a team of nine second-year players. They were selected by a panel of 11 former NBA players and coaches who were currently working as broadcasters in the league.
- February 13** **Dwyane Wade** started for the Rookies in the Rookie Challenge at All-Star Weekend at the STAPLES Center in Los Angeles and finished with 22 points, four assists and three rebounds in 27 minutes while shooting 11-16 from the floor. **Udonis Haslem** came off the bench for the first-year players and totaled nine points, three rebounds, a game-high three steals and one assist in 15 minutes. Haslem became just the fourth undrafted rookie to ever play in the Rookie Challenge.
- February 23** **Dwyane Wade** was named the Eastern Conference Player of the Week for the week ending Feb. 22. He became the first HEAT rookie to garner Player of the Week honors and just the 21st rookie in NBA history. Wade became the seventh HEAT player to earn NBA Player of the Week honors.
- March 6** **Lamar Odom** turned in one of the finest individual performances in franchise history, recording just the fourth triple-double in the 16-year history of the HEAT. Odom totaled 30 points, 19 rebounds and 11 assists in Miami's 102-96 win over Sacramento at the AmericanAirlines Arena. The triple-double by Odom ended Miami's drought of 739 games without a triple-double, the longest streak in the NBA.
- March 8** **Lamar Odom** was named the NBA's Eastern Conference Player of the Week for the week ending Mar. 7.
- March 16** **Rafer Alston** hit a three-point field goal in his 34th consecutive game breaking the franchise record of 33 held by **Tim Hardaway** in Miami's 96-83 victory over the New Orleans Hornets at the AmericanAirlines Arena.
- March 16** The HEAT and Sunshine Network announced they agreed to an eight-year deal providing Sunshine Network exclusive regional television rights to the HEAT beginning with the 2004-05 season. The new agreement provided Sunshine Network with telecast rights in all languages to a minimum of 70 HEAT regular season games per year and all available HEAT playoff games.
- March 26** The HEAT defeated Dallas, 119-118 in overtime, at the AmericanAirlines Arena on **Rafer Alston's** three-point field goal with five-tenths of a second remaining. The game was the first HEAT game televised nationally by ESPN.
- April 1** **Lamar Odom** was named NBA Eastern Conference Player of the Month and **Stan Van Gundy** was named NBA Eastern Conference Coach of the Month for the month of March.

KEY DATES AND TRANSACTIONS

2004 CONTINUED...

April 6	The HEAT clinched their ninth postseason berth in franchise history as the Toronto Raptors defeated the Cleveland Cavaliers in Cleveland. The postseason berth was the first for Miami in three years.
April 18	Dwyane Wade hit a running jumper with 1.3 seconds left to give the HEAT an 81-79 victory over the New Orleans Hornets in Game 1 of the 2004 NBA Playoffs. The victory was the first playoff win for rookie Head Coach Stan Van Gundy .
April 20	Dwyane Wade finished third in the NBA Rookie of the Year voting with 117 points (three second-place votes and 108 third-place). Wade finished behind Cleveland's LeBron James (508 points, 78 first-place votes, 39 second-place and one third-place) and Denver's Carmelo Anthony (430 points, 40 first-place votes, 76 second-place and two third-place).
April 27	Dwyane Wade joined Cleveland's LeBron James and Denver's Carmelo Anthony as unanimous selections to the 2003-04 NBA All-Rookie First Team. Wade became the first Miami rookie to be a unanimous NBA All-Rookie First Team selection and just the fourth HEAT player to earn First Team honors. His 28 first-place votes and 56 total points, in a balloting of the league's head coaches, both mark the highest total received by a HEAT player. Udonis Haslem was named to the 2003-04 NBA All-Rookie Second Team.
May 4	Caron Butler scored a team-high 23 points and grabbed a team-high nine rebounds as the HEAT defeated the New Orleans Hornets in a deciding Game 7 of the Eastern Conference First Round Playoff series at the AmericanAirlines Arena. The victory made Stan Van Gundy just the fourth rookie head coach in NBA history to win a Game 7 joining Paul Westphal , Jerry West and Joe Mullaney . Butler had 20 steals in the series against the Hornets to set a franchise record for steals in a playoff series.
May 12	The HEAT defeated the Indiana Pacers, 100-88 at the AmericanAirlines Arena, in Game 4 of the Eastern Conference Semifinal series. The win extended Miami's overall home-winning streak (regular and postseason) to a franchise-record 18 consecutive games.
June 2	Lamar Odom received the NBA Community Assist Award for the month of May. He became the first HEAT player to receive the honor.
June 22	Loren Woods was selected by the Charlotte Bobcats in the 2004 NBA Expansion Draft.
June 24	The HEAT selected guard/forward Dorell Wright from South Kent Prep (CT) with the 19th pick of the 2004 NBA Draft. Wright became the first high school player ever drafted by the HEAT. Miami also selected forward Pape Sow from Cal State Fullerton in the second round with the 47th pick and forward Matt Freije from Vanderbilt in the second round with the 53rd pick in the draft. The HEAT then traded the draft rights of Sow to the Toronto Raptors along with a 2005 second-round draft pick for the draft rights to center Albert Miralles , the 39th pick of the 2004 NBA Draft.
June 30	The HEAT announced that the contract of Malik Allen became guaranteed for the 2004-05 season. The team also picked up the contract option on Wang Zhi-Zhi and made a qualifying offer to Rasual Butler .
July 8	Dwyane Wade and Lamar Odom were both selected to represent the United States in the 2004 Olympic Games in Athens, Greece, as part of USA Basketball's Senior National Team.
July 12	The HEAT announced that they had signed General Manager Randy Pfund and Head Coach Stan Van Gundy to multi-year contract extensions.
July 14	The HEAT acquired 11-time All-Star center Shaquille O'Neal from the Los Angeles Lakers in exchange for Caron Butler , Brian Grant , Lamar Odom and a future first-round draft pick.
July 15	Signed free agent center Michael Doleac .
July 22	Signed free agent guard Keyon Dooling .
July 27	Signed guard/forward Dorell Wright .
July 28	Re-signed Rasual Butler .
August 6	Signed free agent guard Damon Jones .
August 11	Signed free agent forward Wesley Person .
August 25	Dwyane Wade and his 11 teammates on the 2004 USA Basketball Men's Senior National Team were named recipients of the NBA's Community Assist Award for the month of August.
August 26	Signed forward Matt Freije .
September 15	Signed free agent forward Christian Laettner .
September 23	The HEAT announced Ron Rothstein joined the coaching staff as an assistant coach.
October 5	Signed free agent forward Tang Hamilton .

Management

Players

14/15
Review

Records

Playoffs

History

All-Time
Roster

NBA/NBADL

Opponents

Media

KEY DATES AND TRANSACTIONS

2004 CONTINUED...

- October 8** The HEAT and Sunshine Network announced the hiring of **Jason Jackson** as television host and courtside reporter for HEAT broadcasts on Sunshine Network.
- October 25** Released **Tang Hamilton**.
- November 8** **Dwyane Wade** was named the NBA Eastern Conference Player of the Week for the week ending Nov. 7.
- November 14** Signed free agent guard/forward **Shandon Anderson** and released **Matt Freije**.
- December 1** **Malik Allen** underwent successful micro discectomy surgery at South Miami Hospital. The hour-long procedure was performed by **Dr. Joe Traina**.
- December 6** **Shaquille O'Neal** grabbed his 10,000th NBA career rebound with 3:23 left in the third quarter in Miami's 100-80 win at Utah.
- December 13** The HEAT topped the 10 million mark in all-time home attendance during a 106-83 victory over the Washington Wizards.
- December 20** **Shaquille O'Neal** was named NBA Eastern Conference Player of the Week for the week ending Dec. 19. This marked the 19th time in his career O'Neal had earned the weekly honor and his first as a member of the HEAT.
- December 25** **Shaquille O'Neal** enjoyed a triumphant return to Los Angeles in his first appearance against the Lakers since being acquired by the HEAT in July 2004. O'Neal helped the HEAT record a 104-102 overtime victory over the Lakers at the STAPLES Center. The game marked only the second time in franchise history the HEAT played on Christmas Day. It was the highest-rated regular season game ever televised by ABC and the highest-rated NBA game since 1998.
- December 30** **Dwyane Wade** became just the fifth player in HEAT history to record a triple-double, totaling 31 points, 10 rebounds and 10 assists while leading Miami to an 89-74 win over the defending NBA champion Detroit Pistons at The Palace of Auburn Hills.

2005

- January 1** The HEAT announced the hiring of **John Crotty** as the team's radio analyst.
- January 4** **Dwyane Wade** was named NBA Eastern Conference Player of the Month and Head Coach **Stan Van Gundy** was named NBA Eastern Conference Coach of the Month for December. The monthly honors were the first in Wade's career and the second in Van Gundy's.
- January 11** **Shaquille O'Neal** was named the recipient of the NBA's Community Assist Award for the month of December.
- January 26** The HEAT signed free agent forward **Qyntel Woods** and released **Jerome Beasley**.
- January 28** The HEAT defeated the Atlanta Hawks, 106-96, at Philips Arena. The victory guaranteed the HEAT would have the highest winning percentage in the Eastern Conference by the All-Star Game cutoff (Feb. 6), earning **Stan Van Gundy** and his staff the honor of coaching the Eastern Conference All-Stars in the 2005 All-Star Game and Assistant Coach **Bob McAdoo** earned the honor of coaching the Sophomores in the Rookie Challenge.
- February 3** **Shaquille O'Neal** was named a starter for the Eastern Conference in the 2005 All-Star Game.
- February 8** **Dwyane Wade** was selected as a reserve for the Eastern Conference in the 2005 All-Star Game.
- February 18** **Dwyane Wade** and **Udonis Haslem** both started and led the Sophomores to a 133-106 victory over the Rookies in the 2005 Rookie Challenge during All-Star Weekend at the Pepsi Center in Denver. Wade finished with 12 points, a game-high nine assists, four rebounds, a team-high two blocks and one steal in 27 minutes. Haslem had four points, five rebounds, four assists and one steal in a game-high 31 minutes. HEAT Assistant Coach **Bob McAdoo** served as the head coach for the victorious sophomore squad.
- February 20** **Shaquille O'Neal** and **Dwyane Wade** helped lead the Eastern Conference to a 125-115 win over the Western Conference in the 54th NBA All-Star Game at the Pepsi Center in Denver. O'Neal, making his seventh All-Star Game start, totaled 12 points, six rebounds, three steals and a game-high three blocks in 25 minutes. Wade, appearing in his first All-Star Game, had 14 points, three rebounds and two steals in 23 minutes off the bench. **Stan Van Gundy**, coaching in his first All-Star Game, earned the victory. HEAT Assistant Coaches **Bob McAdoo**, **Ron Rothstein** and **Erik Spoelstra** served as assistant coaches for the East All-Stars. Miami Head Athletic Trainer **Ron Culp** served as the trainer for the East All-Stars, making his third All-Star appearance.
- February 24** Re-acquired guard **Steve Smith** from the Charlotte Bobcats in exchange for **Malik Allen**.
- March 1** Signed free agent center **Alonzo Mourning** and released **Wesley Person**.

KEY DATES AND TRANSACTIONS

2005 CONTINUED...

- March 15** **Dwyane Wade** nailed a pull-back jumper at the buzzer to give the HEAT a 98-96 win over the Knicks at Madison Square Garden. The victory clinched a playoff spot for Miami, making the HEAT the first team to qualify for the 2005 NBA Playoffs.
- March 25** The HEAT defeated the Phoenix Suns, 125-115, at the AmericanAirlines Arena to capture the inaugural Southeast Division championship. The division title was the fifth in Miami's history and first since capturing the 1999-2000 Atlantic Division crown.
- April 1** **Shaquille O'Neal** was named NBA Eastern Conference Player of the Month and Head Coach **Stan Van Gundy** was named NBA Eastern Conference Coach of the Month for March. The monthly award was the 12th in O'Neal's career and first as a member of the HEAT. For Van Gundy it marked the third time in his career and second time in the 2004-05 season he earned the monthly honor.
- April 5** The HEAT defeated the Chicago Bulls, 104-86 at the AmericanAirlines Arena, establishing a franchise record with its 18th consecutive regular season home victory. In the contest **Damon Jones** set the franchise single-season record for three-point field goals made when he hit his first trey just 1:23 into the contest. Jones, who would finish the season with 225 treys, broke **Tim Hardaway's** record of 203 in a season. The victory also clinched the top record and number one seed in the Eastern Conference for the HEAT in the 2005 NBA Playoffs.
- April 14** **Dwyane Wade** scored 48 points in Miami's 126-119 overtime loss at Philadelphia. His 48 points marked the highest total by a 76ers opponent at the Wachovia Center. Wade also set a HEAT record by scoring 12 points in the single overtime period.
- April 19** The HEAT defeated the Charlotte Bobcats, 99-80, at the AmericanAirlines Arena to earn Head Coach **Stan Van Gundy** his 100th NBA regular season victory.
- April 28** The HEAT defeated the New Jersey Nets, 108-105 in double overtime, at Continental Airlines Arena. It was the first double-overtime game in Miami's postseason history.
- May 1** The HEAT defeated the New Jersey Nets, 110-97 at Continental Airlines Arena, completing a four-game sweep of their Opening Round playoff match-up. The sweep was the first four-game sweep by the HEAT in postseason play.
- May 10** **Dwyane Wade** scored 31 points and handed out a franchise postseason record 15 assists as the HEAT defeated the Wizards, 108-102, to take a 2-0 lead in its Eastern Conference Semifinal series.
- May 12** **Dwyane Wade** was named to the NBA All-Defensive Second Team.
- May 14** **Dwyane Wade** set then HEAT postseason records for points in a game (42) and points in a quarter (22 in the third quarter) as Miami completed a four-game sweep of the Eastern Conference Semifinal series against the Washington Wizards. Miami became the first team in NBA history to record back-to-back 4-0 sweeps in the opening two rounds. The victory was Miami's eighth straight in the postseason, setting a franchise record.
- May 18** **Shaquille O'Neal** was named All-NBA First Team and **Dwyane Wade** earned All-NBA Second Team honors. It marked the seventh time in his career, and the sixth consecutive year, that O'Neal received All-NBA First Team honors. It marked the first time for Wade that he captured All-NBA honors.
- May 29** The HEAT defeated the Pistons, 113-104 at The Palace at Auburn Hills, in Game 3 of the Eastern Conference Finals. The victory was Miami's record-setting fifth consecutive postseason road win.
- June 17** The HEAT announced it picked up the team option on **Alonzo Mourning** for the 2005-06 season and the fourth-year rookie option on **Dwyane Wade** for the 2006-07 season.
- June 28** The HEAT selected forward **Wayne Simien** from the University of Kansas with the 29th pick of the 2005 NBA Draft.
- June 29** The HEAT announced it picked up the team option on **Qyntel Woods** for the 2005-06 season.
- August 2** Re-signed **Shaquille O'Neal** and **Udonis Haslem**.
- August 2** In the largest trade in NBA history, a five-team, 13-player deal, the HEAT acquired forward **Antoine Walker** from Boston; guards **Jason Williams** and **Andre Emmett** and forward **James Posey** from Memphis; and the draft rights to center **Roberto Duenas** from New Orleans. The HEAT traded guard **Eddie Jones** to Memphis; forward **Rasual Butler** to New Orleans; and a 2006 second-round draft pick, a conditional second-round draft pick, forward **Qyntel Woods** and the draft rights to forward **Albert Miralles** to Boston. Additionally, Memphis sent center **Greg Ostertag** to Utah and the Jazz sent center **Curtis Borchardt** to the Celtics, guard **Raul Lopez** to the Grizzlies and guard **Kirk Snyder** to the Hornets.
- August 8** Signed free agent center/forward **Earl Barron**.

Management

Players

14/15
Review

Records

Playoffs

History

All-Time
Roster

NBA/NBADL

Opponents

Media

KEY DATES AND TRANSACTIONS

2005 CONTINUED...

August 12	Signed Wayne Simien and free agent guard Gerald Fitch .
August 15	Signed free agent guard Matt Walsh .
August 17	Alonzo Mourning announced he would return to play in the 2005-06 season.
September 8	The HEAT and defending NBA champion San Antonio Spurs announced plans to play a preseason game at the AmericanAirlines Arena on October 10 with all proceeds going to help benefit victims of Hurricane Katrina.
September 19	Re-signed Shandon Anderson .
September 22	Signed nine-time NBA All-Star free agent guard Gary Payton .
September 22	The NBA announced the preseason game between the HEAT and New Orleans Hornets scheduled for October 25 in Bossier City, LA would now be played in Baton Rouge, LA with all proceeds from the game going to the Hurricane Katrina relief efforts.
September 30	Signed forward Jason Kapon to an offer sheet.
October 3	Signed free agent forward Jason Kapon after the Charlotte Bobcats declined to match the offer sheet. The HEAT also announced the signing of free agent forward Darius Rice and free agent guard Kevin Braswell .
October 10	The HEAT and San Antonio Spurs played a preseason game at the AmericanAirlines Arena to benefit the victims of Hurricane Katrina. Kevin Braswell's driving lay-up as time expired gave the HEAT a 103-101 victory over the defending NBA champions. The proceeds from the game, totaling \$1.1 million, included all ticket revenue, concessions, parking and retail sales. The money was donated to the American Red Cross, Habitat for Humanity, Salvation Army and Feed the Children on behalf of the HEAT, the Spurs and the National Basketball Players Association for the victims of Hurricane Katrina.
October 12	Released Kevin Braswell .
October 31	Released Andre Emmett , Gerald Fitch and Darius Rice .
November 18	Signed free agent Gerald Fitch and released Matt Walsh .
December 5	Dwyane Wade was named the NBA Eastern Conference Player of the Week for the week ending Dec. 4.
December 12	Head Coach Stan Van Gundy announced he was resigning his position as head coach due to personal and family reasons and would stay with the organization as an NBA free agent evaluator and scout. The HEAT announced that President Pat Riley would assume the head coaching responsibilities.
December 13	The HEAT recorded a 100-97 victory over the Chicago Bulls at the United Center in Pat Riley's return to the bench.
December 25	The HEAT defeated the Los Angeles Lakers, 97-92, at the AmericanAirlines Arena in front of a sellout crowd of 20,277. The game marked the second straight year and the third time overall that the HEAT played on Christmas Day. The contest marked the first time in franchise history that the HEAT hosted a Christmas Day game.

2006

January 3	Assigned Dorell Wright and Earl Barron to their NBA Development League affiliate, the Florida Flame.
January 3	Dwyane Wade was named the NBA Eastern Conference Player of the Week for the week ending Jan. 1.
January 4	Dwyane Wade recorded his second career triple-double, and the sixth in franchise history, with 19 points, 10 rebounds and 10 assists against the Hornets in Oklahoma City. Wade became the first HEAT player to record multiple triple-doubles in his career.
January 13	Dwyane Wade registered his third career triple-double with 15 points, 14 assists and 10 rebounds against the Seattle SuperSonics in KeyArena. Wade became the first HEAT player to record multiple triple-doubles in the same season.
January 18	Recalled Dorell Wright and Earl Barron from the NBA D-League's Florida Flame.
February 3	Shaquille O'Neal and Dwyane Wade were named starters for the Eastern Conference in the 2006 NBA All-Star Game at Houston.
February 12	Dwyane Wade set a HEAT franchise record for consecutive points as he scored the final 17 points in Miami's 100-98 victory over the defending Eastern Conference champion Detroit Pistons in a nationally televised game at the AmericanAirlines Arena.
February 18	Dwyane Wade won the 2006 PlayStation Skills Challenge at NBA All-Star Weekend in Houston.

KEY DATES AND TRANSACTIONS

2006 CONTINUED...

- February 19** **Dwyane Wade** grabbed an offensive rebound and scored the game-winning field goal on a lay-up with 16.6 seconds remaining snapping a 120-120 tie to give the Eastern Conference a 122-120 victory over the Western Conference in the 2006 NBA All-Star Game at the Toyota Center in Houston. Wade finished with 20 points, four rebounds and three assists while teammate **Shaquille O'Neal** finished with 17 points, a team-high nine rebounds and four assists.
- February 23** Acquired guard/forward **Derek Anderson** from the Houston Rockets in exchange for **Gerald Fitch**.
- March 1** **Dwyane Wade** was named the NBA Eastern Conference Player of the Month and **Pat Riley** was named the NBA Eastern Conference Coach of the Month for February. This marked the second time in Wade's career he earned the monthly honor becoming the first HEAT player to capture the award twice. The Coach of the Month honor for Riley marked the 10th time in his career he earned the monthly award.
- March 19** For the second straight year the HEAT clinched a playoff berth with a win in New York. Miami defeated the Knicks, 111-100, in Madison Square Garden to secure their 11th postseason berth.
- April 5** **Shaquille O'Neal** was named the recipient of the 2005-06 Southeast Division Sportsmanship Award. O'Neal became the second HEAT player to win the divisional honor, joining LaPhonso Ellis.
- April 11** **Shaquille O'Neal** recorded his second career triple-double and his first as a member of the HEAT with 15 points, 11 rebounds and a career-high 10 assists in a 106-97 victory over the Toronto Raptors at the AmericanAirlines Arena.
- May 4** **Shaquille O'Neal** scored 30 points and grabbed 20 rebounds in Game 6 of the HEAT's Opening Round playoff series against Chicago. Miami eliminated Chicago with a 113-96 victory at the United Center. O'Neal's 30-point, 20-rebound effort was the first in HEAT postseason history and marked the first in the NBA since O'Neal accomplished the feat in Game 4 of the 2004 NBA Finals at Detroit while a member of the Lakers.
- May 16** The HEAT registered a 106-105 victory against the New Jersey Nets in Game 5 of the Eastern Conference Semifinals. The victory sent Miami to the Eastern Conference Finals for the second consecutive year and third time in team history.
- May 17** **Shaquille O'Neal** was named All-NBA First Team and **Dwyane Wade** earned All-NBA Second Team honors. It marked the eighth time in his career, and the seventh consecutive year, that O'Neal was selected to the All-NBA First Team. For Wade it marked the second consecutive year he received All-NBA Second Team honors.
- June 2** The HEAT recorded a resounding 95-78 victory over the defending Eastern Conference champion Detroit Pistons in Game 6 of the Eastern Conference Finals at the AmericanAirlines Arena in Miami to earn their first trip to the NBA Finals.
- June 8** The HEAT played its first NBA Finals game, dropping a 90-80 decision against the Dallas Mavericks at the American Airlines Center in Dallas.
- June 12** HEAT Athletic Trainer/Travel Coordinator **Ron Culp** was unanimously named the 2005-06 Athletic Trainer of the Year by the National Basketball Athletic Trainers Association. Culp, who is one of only three multiple-time recipients, became the first trainer to capture the award three times.
- June 13** In the first NBA Finals game ever played in Miami, the HEAT overcame a 13-point deficit over the final 6:34 of the fourth quarter to record a 98-96 victory over the Dallas Mavericks. The 13-point deficit marked the largest fourth quarter deficit overcome in HEAT postseason history.
- June 18** **Dwyane Wade** hit a pair of free throws with 1.9 seconds left in overtime of Game 5 of the NBA Finals to give the HEAT a 101-100 victory over the Mavericks. The game, which gave Miami a 3-2 lead in the series, marked the first NBA Finals overtime game in HEAT history.
- June 20** The HEAT defeated the Dallas Mavericks, 95-92, at the American Airlines Center in Dallas to capture their first NBA Championship. **Dwyane Wade** was named the NBA Finals MVP after averaging 34.7 points, 7.8 rebounds, 3.8 assists, 2.67 steals and 1.00 blocks in the six-game series. The HEAT became only the third team in NBA Finals history to lose the first two games of the series and come back to win the championship.
- June 23** An estimated 250,000 fans gathered in downtown Miami along Biscayne Boulevard for the HEAT's championship parade and rally at the AmericanAirlines Arena.
- July 6** Signed free agent guards **Mike Gansey** and **Chris Quinn**.
- July 8** Signed free agent guard **Vincent Grier**.

Management

Players

14/15
Review

Records

Playoffs

History

All-Time
Roster

NBA/NBADL

Opponents

Media

KEY DATES AND TRANSACTIONS

2006 CONTINUED...

July 9	Signed free agent guard Daniel Horton .
July 12	Signed Dwyane Wade to a multi-year contract extension.
July 21	Jason Williams underwent successful surgery at Baptist Doctors Hospital to repair a partial tear of the right patella tendon. The surgery was performed by HEAT team physician Dr. Harlan Selesnick .
August 4	Signed free agent guard Robert Hite .
August 8	Alonzo Mourning was named the recipient of the NBA's Community Assist Award for the month of July.
August 18	Re-signed Alonzo Mourning .
August 23	The HEAT announced that President and Head Coach Pat Riley would remain on the sidelines as head coach for the 2006-07 season.
September 6	Re-signed Gary Payton .
September 12	Released Derek Anderson .
September 15	The HEAT announced that they exercised the fourth year Rookie Scale option on Dorell Wright and the third year Rookie Scale option on Wayne Simien .
September 30	Released Mike Gansey .
October 2	The HEAT signed free agent guard Antonio Burks .
October 24	Released Antonio Burks and Daniel Horton .
October 29	Released Vincent Grier .
November 19	Shaquille O'Neal underwent successful surgery on a flap tear in the articular cartilage of his left knee. The 45-minute procedure was performed by HEAT team physician Dr. Harlan Selesnick . The injury caused O'Neal to miss 34 games.
November 25	Pat Riley recorded his 400th victory as the head coach of the HEAT with a 102-93 win at Charlotte.
December 4	Dwyane Wade was chosen as the 2006 <i>Sports Illustrated</i> Sportsman of the Year for symbolizing in character and performance the ideals of sportsmanship. Wade became just the sixth NBA player to receive the award joining Bill Russell (1968), Kareem Abdul-Jabbar (1985), Michael Jordan (1991) and Tim Duncan and David Robinson (2003). He became the youngest player on the NBA/SI Sportsman list.

2007

January 3	The HEAT announced that President and Head Coach Pat Riley would take an indefinite leave of absence from his head coaching responsibilities to have surgery on his right knee and left hip. Assistant Coach Ron Rothstein was named Acting Head Coach in Riley's absence.
January 5	HEAT President and Head Coach Pat Riley underwent successful surgery on his right knee. The 60-minute procedure was performed by team physician Dr. Harlan Selesnick .
January 12	HEAT President and Head Coach Pat Riley underwent successful left hip replacement surgery. The procedure was performed by Dr. Carlos Lavernia .
January 16	Dwyane Wade was named the NBA's Eastern Conference Player of the Week for the week ending Jan. 14.
January 25	Shaquille O'Neal and Dwyane Wade were named starters for the Eastern Conference in the 2007 NBA All-Star Game in Las Vegas.
February 1	Signed free agent guard Eddie Jones and released Robert Hite .
February 5	Dwyane Wade was named the NBA's Eastern Conference Player of the Week for the week ending Feb. 4.
February 12	Dwyane Wade was named the NBA's Eastern Conference Player of the Week for the week ending Feb. 11. Wade became the first HEAT player to win the award in consecutive weeks and three times in a season.
February 17	Dwyane Wade won the 2007 PlayStation Skills Challenge at NBA All-Star Weekend in Las Vegas and Jason Kapon won the Foot Locker Three-Point Shootout. For Wade it marked the second consecutive year he captured the Skills Challenge.
February 18	Shaquille O'Neal tied the NBA record for consecutive All-Star appearances at 14 with Jerry West and Karl Malone . O'Neal and Dwyane Wade each started for the Eastern Conference at the Thomas & Mack Center in Las Vegas. Wade tallied 10 points, a game-high six steals and three assists in 24:22 and O'Neal finished with 10 points, six rebounds, one assist and one blocked shot in 17:15 of playing time.

KEY DATES AND TRANSACTIONS

2007 CONTINUED...

February 21	Dwyane Wade suffered a dislocated left shoulder with 10:27 left in the fourth quarter of Miami's game at Houston. The injury caused him to miss the next 23 games. The game in Houston also marked the return to the bench for HEAT President and Head Coach Pat Riley . In his absence the team went 13-9 under Assistant Coach Ron Rothstein .
February 26	Shaquille O'Neal became the 14th player in NBA history to reach the 25,000-point plateau when he hit a hook shot with 6:04 remaining in the first quarter of Miami's game against the Knicks at Madison Square Garden.
February 27	President George W. Bush welcomed the HEAT to the White House to honor the 2006 NBA champions.
April 2	Pat Riley was named the NBA Eastern Conference Coach of the Month for March. The Coach of the Month honor for Riley marked the 11th time he earned the monthly award.
April 5	The HEAT defeated the Cavaliers, 94-90 in overtime at the Quicken Loans Arena, to clinch their fourth consecutive and 12th overall postseason berth.
May 10	The NBA announced that Dwyane Wade earned All-NBA Third Team honors. It marked the third consecutive year he received All-NBA honors.
May 15	Dwyane Wade underwent a pair of successful surgeries to repair his dislocated left shoulder and his left patella tendon. Both surgeries were performed by team physician Dr. Harlan Selesnick .
June 7	The HEAT announced that former Head Coach Stan Van Gundy was released from his contract as a team consultant in order to become the head coach of the Orlando Magic. In return for releasing Van Gundy from his contractual obligations the HEAT received a second-round draft pick from the Magic in the 2007 NBA Draft. Miami also received the right to exchange first-round picks in the 2008 NBA Draft provided that Orlando's pick was not among the first 14 selections. If Orlando's pick is among the top 14 selections or if Miami chooses not to exchange first-round selections the HEAT will receive Orlando's own second-round pick in the 2008 NBA Draft and future compensation.
June 28	The HEAT selected forward/center Jason Smith from Colorado State University with the 20th pick of the 2007 NBA Draft and traded his draft rights to the Philadelphia 76ers for the draft rights to guard Daequan Cook (No. 21 overall selection), a 2009 second-round draft pick and cash considerations. The HEAT also selected center Stanko Barac with the 39th overall pick of the 2007 NBA Draft and traded his draft rights to the Indiana Pacers in exchange for Indiana's 2009 second-round pick.
July 2	Signed free agent forward Marcus Slaughter .
July 3	Wayne Simien underwent arthroscopic surgery on his left knee at Baptist Doctors Hospital. The surgery was performed by HEAT team physician Dr. Harlan Selesnick .
July 3	Signed free agent center Joel Anthony and free agent guard Jeremy Richardson .
July 5	Signed Daequan Cook .
July 15	Alonzo Mourning announced he would play one more year and that the 2007-08 season would be his final season before retiring.
July 27	Signed free agent guard Smush Parker .
August 9	Signed free agent guard/forward Anfernee "Penny" Hardaway .
August 10	Signed free agent guard/forward Devin Green .
August 24	Signed free agent forward Alexander Johnson .
September 11	Dwyane Wade was named the recipient of the NBA's Community Assist Award for the month of August.
September 17	Signed restricted free agent guard Charlie Bell to an offer sheet.
September 20	The Milwaukee Bucks matched Miami's offer sheet to restricted free agent Charlie Bell and retained his rights.
September 25	Signed free agent guard Brian Chase .
September 26	Re-signed Earl Barron .
October 24	Acquired forward/guard Ricky Davis and center Mark Blount from the Minnesota Timberwolves in exchange for forwards Antoine Walker and Wayne Simien , center Michael Doleac and a conditional first-round draft pick.
October 29	Released Brian Chase , Devin Green , Jeremy Richardson and Marcus Slaughter .
December 9	HEAT President and Head Coach Pat Riley recorded his 1,200th career victory with a 100-94 win over the Los Angeles Clippers at the STAPLES Center. Riley became the fastest coach in NBA history to register 1,200 wins accomplishing the feat in just 1,842 games.

Management

Players

14/15
Review

Records

Playoffs

History

All-Time
Roster

NBA/NBADL

Opponents

Media

KEY DATES AND TRANSACTIONS

2007 CONTINUED...

- December 12** Signed free agent guard/forward **Luke Jackson** and released **Anfernee "Penny" Hardaway**.
December 20 **Alonzo Mourning** underwent surgery to repair a torn patella tendon and a torn quadriceps tendon in his right knee that he suffered the previous night in Atlanta. The surgery was performed by team physician **Dr. Harlan Selesnick**.

2008

- January 11** The NBA upheld a protest filed by the HEAT after its 117-111 overtime loss to the Atlanta Hawks on December 19, 2007 at Philips Arena, which would result in the replay of the final 51.9 seconds of the game's overtime period with Miami trailing 114-111. The replay was scheduled to take place prior to the next contest between the two teams, at Atlanta on March 8. The HEAT protested the game because, with 51.9 seconds left in overtime, the Hawks' scoring table personnel incorrectly disqualified HEAT center **Shaquille O'Neal**, asserting a foul committed by O'Neal was his sixth of the game, when in fact it was his fifth. The error occurred because the Hawks' Official Scorer mistakenly attributed to O'Neal a foul with 3:24 remaining in the fourth quarter which was actually called on **Udonis Haslem**. NBA Commissioner **David Stern** ruled that the Hawks were grossly negligent in committing this scoring error, since they failed to follow league-mandated scoring procedures and failed to respond effectively when the members of the statisticians' crew noticed the mistake. Under the unprecedented set of circumstances, the Commissioner granted the HEAT's protest, and fined the Hawks \$50,000 for their violation of league rules. The protest was the first granted by the NBA since December 14, 1982 when then-NBA Commissioner Larry O'Brien upheld a protest by the San Antonio Spurs in a double-overtime loss to the Los Angeles Lakers.
- January 24** **Dwyane Wade** was named a starter for the Eastern Conference in the 2008 NBA All-Star game in New Orleans. Wade finished as the top vote-getter among Eastern Conference guards with 1,608,260 votes.
- February 6** Acquired four-time All-Star forward **Shawn Marion** and guard **Marcus Banks** from the Phoenix Suns for **Shaquille O'Neal**.
- February 6** Released **Luke Jackson**.
- February 15** HEAT President and Head Coach **Pat Riley** was among the 15 Finalists named by the Naismith Memorial Basketball Hall of Fame for induction in the Class of 2008.
- February 17** **Dwyane Wade** made his fourth consecutive All-Star appearance and third consecutive start in the 2008 NBA All-Star Game at the New Orleans Arena and finished with 14 points, four rebounds, three assists, one block in 21:48 minutes.
- February 27** Assigned **Daequan Cook** and **Joel Anthony** to their NBA D-League affiliate, the Iowa Energy.
- March 3** **Dorell Wright** underwent surgery to repair a meniscal tear on the lateral joint line of his left knee which he injured the previous night at Sacramento. The surgery was performed by team physician **Dr. Harlan Selesnick**.
- March 8** Recalled **Daequan Cook** and **Joel Anthony** from the Iowa Energy of the NBA D-League.
- March 8** The HEAT and Hawks replayed the final 51.9 seconds of overtime from their December 19, 2007 game, in which the NBA upheld a HEAT protest. Neither team scored after the resumption of play and the Hawks won the protested game, 114-111. The Hawks then went on to win the regularly scheduled game at Philips Arena, 97-94, to complete the sweep.
- March 10** Released **Smush Parker**.
- March 11** **Dwyane Wade** underwent shock wave therapy on his left knee, performed by team physician **Dr. Harlan Selesnick**, ending his 2007-08 season.
- March 12** Signed forward **Bobby Jones** to a 10-day contract.
- March 21** Signed forward **Stephane Lasme** and guard **Blake Ahearn** to 10-day contracts after receiving a pair of special roster exemptions granted by the NBA.
- March 21** **Udonis Haslem** underwent season-ending ankle arthroscopy and debridement surgery to remove a large bone spur in his left ankle. The surgery was performed by team physician **Dr. Harlan Selesnick** and was assisted by **Dr. Jim Losito**.
- March 22** Signed free agent forward **Kasib Powell** to a 10-day contract.
- March 27** The NBA announced the HEAT and New Jersey Nets will oppose one another in preseason games in London and Paris in October of 2008 as part of the NBA Europe Live tour.
- March 31** Signed **Blake Ahearn** and **Stephane Lasme** to second 10-day contracts.

KEY DATES AND TRANSACTIONS

2008 CONTINUED...

April 7	HEAT President and Head Coach Pat Riley headlined a group of seven members elected as the Naismith Memorial Basketball Hall of Fame Class of 2008. Joining Riley among the Class of 2008 inductees were Adrian Dantley , Bill Davidson , Patrick Ewing , Hakeem Olajuwon , Cathy Rush and Dick Vitale .
April 8	Signed Kasib Powell for the remainder of the season.
April 10	Signed Stephane Lasme for the remainder of the season.
April 11	Signed Blake Ahearn for the remainder of the season.
April 14	Trainer Ron Culp worked his 3,000th career game as the Raptors defeated the HEAT in Toronto.
April 16	Trainer Ron Culp worked his 3,001st and final game, retiring after 37 years in the NBA and 20 with the HEAT as Miami defeated Atlanta, 113-99, in the season finale. Culp was honored with a special halftime ceremony in which a banner was hung from the AmericanAirlines Arena rafters in his honor.
April 28	Pat Riley announced he decided to step down as head coach of the HEAT, but would continue to serve as team President. HEAT Managing General Partner Micky Arison and Riley jointly announced that Assistant Coach Erik Spoelstra was promoted to head coach, becoming the sixth head coach in franchise history.
May 20	The HEAT received the second overall pick in the 2008 NBA Draft during the league's Draft Lottery.
June 6	The HEAT promoted Assistant Trainer Jay Sabol to Athletic Trainer/Travel Coordinator. Sabol replaced Ron Culp who retired after the 2007-08 season. Sabol became just the second head trainer in HEAT history.
June 13	The HEAT announced the hiring of former Atlanta Hawks assistant coach David Fizdale as an assistant coach.
June 23	Dwyane Wade was selected as a member of the United States Senior National Team which would represent the United States at the 2008 Summer Olympics in Beijing, China from August 8-24.
June 23	Released Alexander Johnson .
June 26	The HEAT selected forward Michael Beasley from Kansas State University with the second pick of the 2008 NBA Draft. The HEAT also selected University of Kansas forward Darnell Jackson with the 52nd pick of the draft and then traded his draft rights to the Cleveland Cavaliers for a 2009 second-round draft choice.
June 26	The HEAT acquired the draft rights to University of Kansas guard Mario Chalmers (No. 34 overall selection) from the Minnesota Timberwolves in exchange for cash considerations and a pair of 2009 second-round draft choices.
July 2	Signed forward Michael Beasley , free agent center David Padgett and free agent guard Jason Richards .
July 9	Signed free agent guard/forward James Jones and guard Mario Chalmers .
July 25	The HEAT promoted advance scout Chad Kammerer to assistant coach.
August 5	Claimed forward Bobby Jones off waivers.
August 7	Signed free agent guard/forward Yakhouba Diawara .
August 14	The HEAT and Clear Channel Radio agreed to a multi-year radio rights deal with WINZ (940 AM) becoming the new flagship station for HEAT radio broadcasts.
August 15	Released Bobby Jones .
August 21	Re-signed Dorell Wright .
August 24	Dwyane Wade scored a game-high 27 points to lead the United States Senior National Team to a 118-107 victory over Spain in the gold medal game of the 2008 Summer Olympic Games in Beijing, China.
September 2	Signed free agent center Jamaal Magloire .
September 3	Released Stephane Lasme .
September 5	HEAT President Pat Riley was enshrined in the Naismith Memorial Basketball Hall of Fame in Springfield, MA.
September 11	Re-signed Chris Quinn .
September 26	Signed free agent guards Eddie Basden and Tre Kelly and free agent forwards Omar Barlett and Matt Walsh .

Management

Players

14/15
Review

Records

Playoffs

History

All-Time
Roster

NBA/NBADL

Opponents

Media

KEY DATES AND TRANSACTIONS

2008 CONTINUED...

- September 29** The HEAT announced General Manager **Randy Pfund** resigned his position to pursue other business opportunities.
- October 3** Signed free agent guard **Shaun Livingston** and released **Tre Kelley**.
- October 4** Released **Matt Walsh**.
- October 14** Released **Omar Barlett** and **Eddie Basden**.
- October 20** **James Jones** underwent successful surgery to repair a ruptured extensor tendon in his right wrist. The surgery was performed by **Dr. Ann Ouellette** and consulted by HEAT team physician **Dr. Harlan Selesnick**.
- October 26** Released **David Padgett** and **Jason Richards**.
- October 28** The HEAT exercised the third year Player Option on **Daequan Cook**.
- October 29** **Erik Spoelstra** made his head coaching debut in a 120-115 loss to the New York Knicks at Madison Square Garden. Forward **Michael Beasley** became the youngest player to ever play in a game for the HEAT (19 years, 294 days old).
- October 31** The HEAT defeated the Sacramento Kings, 103-77, in their 2008-09 home-opener to earn Head Coach **Erik Spoelstra** his first career victory.
- November 24** **Dwyane Wade** was named the NBA's Eastern Conference Player of the Week for the week ending Nov. 23.
- November 25** **Dorell Wright** underwent successful surgery to clean loose bodies in his left knee. The 45-minute follow-up surgery was performed by team physician **Dr. Harlan Selesnick**.
- December 8** **Dwyane Wade** was named the NBA's Eastern Conference Player of the Week for the week ending Dec. 7.

2009

- January 2** **Dwyane Wade** was named the NBA's Eastern Conference Player of the Month for the month of December.
- January 7** The HEAT traded **Shaun Livingston** and cash considerations to the Memphis Grizzlies in exchange for a 2012 conditional second-round draft pick.
- January 22** **Alonzo Mourning** officially announced his retirement after an NBA career that spanned 15 years.
- January 22** **Dwyane Wade** was named a starter for the Eastern Conference in the 2009 NBA All-Star game in Phoenix. Wade finished as the top vote-getter among Eastern Conference guards for the second straight year, finishing with 2,741,413 votes.
- January 28** **Michael Beasley** was selected to play in the T-Mobile Rookie Challenge and Youth Jam at All-Star Weekend in Phoenix and **Dwyane Wade** was named an assistant coach of the Rookie Team.
- February 13** Acquired six-time All-Star forward/center **Jermaine O'Neal**, forward **Jamario Moon**, a conditional first-round pick and a possible conditional second-round draft pick from the Toronto Raptors in exchange for **Shawn Marion**, **Marcus Banks** and cash considerations.
- February 13** **Michael Beasley** started for the Rookie Team in the Rookie Challenge and Youth Jam at All-Star Weekend at the US Airways Center in Phoenix and finished with a team-high 29 points, three rebounds, two steals, one assist and one block in 33:10 minutes.
- February 14** **Daequan Cook** won the 2009 Foot Locker Three-Point Shootout during All-Star Weekend at the US Airways Center in Phoenix.
- February 15** **Dwyane Wade** made his fifth consecutive All-Star appearance and fourth consecutive start in the 2009 NBA All-Star Game at the US Airways Center in Phoenix and finished with 18 points, five assists, three steals and two rebounds in 26:39 minutes.
- February 21** The HEAT defeated the Philadelphia 76ers, 97-91 at the AmericanAirlines Arena, to record Miami's 800th win in franchise history.
- March 2** **Dwyane Wade** was named the NBA's Eastern Conference Player of the Month for the month of February.
- March 4** Signed free agent guard **Luther Head**.
- March 9** **Dwyane Wade** was named the NBA's Eastern Conference Player of the Week for the week ending Mar. 8.
- March 14** With his dunk with 11:10 remaining in the third quarter of Miami's 140-129 triple-overtime win over Utah, **Dwyane Wade** became the HEAT's all-time leading scorer surpassing **Alonzo Mourning** who scored 9,459 points as a member of the HEAT.

KEY DATES AND TRANSACTIONS

2009 CONTINUED...

March 30	Alonzo Mourning became the first HEAT player in franchise history to have his jersey retired during a halftime ceremony in Miami's game against the Orlando Magic.
April 3	The HEAT defeated the Charlotte Bobcats, 97-92 at Time Warner Cable Arena, to clinch their 13th overall postseason berth. Miami became only the second team in NBA history to earn a playoff berth after winning 15-or-fewer games the previous season, joining the 1968-69 San Diego Rockets. The postseason berth was Miami's 11th in the past 14 years.
April 15	With a 102-96 overtime win over the Detroit Pistons at the AmericanAirlines Arena in the regular season finale, the HEAT finished the 2008-09 season with a 43-39 record, making Erik Spoelstra the winningest first-year head coach in HEAT history surpassing the 42 victories recorded by Pat Riley during the 1995-96 season and then matched by Stan Van Gundy in the 2003-04 campaign. Additionally, the 28-win increase Spoelstra led the HEAT to marked the best single-season improvement under a rookie head coach in NBA history.
April 17	Michael Beasley was named the NBA's Eastern Conference Rookie of the Month for the month of April.
April 22	The HEAT defeated the Atlanta Hawks, 108-93 in Game 2 of their Eastern Conference First Round match-up at Philips Arena, to earn Head Coach Erik Spoelstra his first career postseason win.
April 30	Jamario Moon underwent successful surgery to repair a sports hernia. The procedure was performed by Dr. David Edelman .
May 6	Dwyane Wade was named to the 2008-09 NBA All-Defensive Second Team.
May 13	Dwyane Wade was named to the All-NBA First Team for the first time in his career and became just the fourth player in franchise history to earn First Team honors.
June 22	The HEAT made qualifying offers to Joel Anthony and Jamario Moon making them restricted free agents.
June 25	Acquired the draft rights to guard Patrick Beverley (No. 42 overall selection in the 2009 NBA Draft) from the Los Angeles Lakers in exchange for a 2011 second-round draft pick and cash considerations. Miami selected guard Marcus Thornton from Louisiana State University with the 43rd overall selection of the 2009 NBA Draft and then traded his rights to the New Orleans Hornets for two future second-round picks (one each in 2010 and 2012). The HEAT also selected forward Robert Dozier from the University of Memphis with the 60th and final pick of the draft.
July 20	Re-signed Joel Anthony .
July 22	Re-signed Jamaal Magloire .
July 24	The HEAT declined to match the offer sheet Jamario Moon signed with the Cleveland Cavaliers, making him a member of the Cavaliers.
August 13	Acquired guard/forward Quentin Richardson from the Minnesota Timberwolves in exchange for Mark Blount .
September 24	The HEAT hired Alonzo Mourning as Vice President, Player Programs.
September 28	Signed free agent forwards Alade Aminu , Andre Brown , Shavlik Randolph and Anthony Tolliver and free agent guard John Lucas III .
October 4	Released Alade Aminu and Andre Brown .
October 12	Signed free agent guard Carlos Arroyo .
October 20	Exercised the third-year Rookie Scale Option on Michael Beasley and the fourth-year Rookie Scale Option on Daequan Cook .
October 20	Released Anthony Tolliver .
October 22	The NBA announced Daequan Cook was the recipient of the NBA Cares Community Assist Award for the 2009 offseason.
October 22	Released John Lucas III .
October 28	Tim Hardaway became the second HEAT player in franchise history to have his jersey retired during a pre-game ceremony prior to Miami's season-opener against the New York Knicks.
November 1	Dwyane Wade scored his 10,000th NBA career point on a free throw with 1:32 left in the third quarter of the HEAT's 95-87 win over the Bulls at the AmericanAirlines Arena.
December 14	Released Shavlik Randolph .

Management

Players

14/15
Review

Records

Playoffs

History

All-Time
Roster

NBA/NBADL

Opponents

Media

KEY DATES AND TRANSACTIONS

2010

- January 5** Traded **Chris Quinn** and a 2012 second-round draft pick to the New Jersey Nets in exchange for a 2010 conditional second-round draft pick.
- January 7** Signed free agent guard **Rafer Alston**.
- January 16** **Dwyane Wade** became Miami's all-time assists leader, surpassing **Tim Hardaway** (2,867), on an alley-oop slam dunk by **Michael Beasley** with 5:27 left in the third quarter in the HEAT's game at Oklahoma City.
- January 21** **Dwyane Wade** was named a starter for the Eastern Conference in the 2010 NBA All-Star Game in Dallas. Wade finished as the top vote-getter among Eastern Conference guards for the third straight year, finishing with 2,327,550 votes.
- January 27** **Michael Beasley** was selected to play in the Rookie Challenge and Youth Jam at All-Star Weekend in Dallas.
- February 10** **Dwyane Wade** was selected to the 2010-12 USA Basketball Men's National Team.
- February 13** **Michael Beasley** started for the Sophomore Team in the Rookie Challenge and Youth Jam at All-Star Weekend at the American Airlines Center in Dallas and finished with 26 points, seven rebounds and two assists in 25:43 minutes.
- February 15** **Dwyane Wade** made his sixth consecutive All-Star appearance and fifth consecutive start in the 2010 NBA All-Star Game at Cowboys Stadium in Arlington, TX and captured the MVP Award after tallying a game-high 28 points, a team-high 11 assists, six rebounds and a game-high five steals in 31:20 minutes. Wade became just the third player in NBA history to record at least 25 points and 10 assists in the same All-Star Game, joining Oscar Robertson and Isiah Thomas. Wade also became just the 12th player in NBA history to capture the MVP Award in both the NBA Finals and NBA All-Star Game during his career.
- March 8** **Dwyane Wade** was named the NBA's Eastern Conference Player of the Week for the week ending Mar. 7.
- March 12** Placed **Rafer Alston** on the suspended list for the remainder of the season.
- March 16** Signed free agent guard **Kenny Hasbrouck** to a 10-day contract.
- March 26** Signed **Kenny Hasbrouck** to a second 10-day contract.
- March 27** Signed free agent forward **Alade Aminu** to a 10-day contract.
- March 29** **Dwyane Wade** was named the NBA's Eastern Conference Player of the Week for the week ending Mar. 28.
- April 1** **Erik Spoelstra** was named the NBA's Eastern Conference Coach of the Month for the month of March. It marked the first time in Spoelstra's career he earned the monthly honor.
- April 1** **Dwyane Wade** was named the NBA's Eastern Conference Player of the Month for the month of March. It marked the fifth time in his career that Wade received the monthly honor.
- April 5** Signed **Kenny Hasbrouck** for the remainder of the season.
- April 6** Signed free agent forward **Shavlik Randolph**.
- April 6** The HEAT clinched their 14th overall postseason berth and sixth in seven years.
- May 5** **Dwyane Wade** was named to the 2009-10 NBA All-Defensive Second Team.
- May 6** **Dwyane Wade** was named to the All-NBA First Team for the second consecutive year.
- June 18** The HEAT exercised the team option on **Mario Chalmers**.
- June 23** Traded **Daequan Cook** and its 2010 first-round draft pick to the Oklahoma City Thunder for a 2010 second-round draft pick.
- June 24** With the pick acquired one day earlier in a trade with Oklahoma City for **Daequan Cook**, the HEAT chose center **Dexter Pittman** from the University of Texas with the 32nd overall selection of the 2010 NBA Draft. Miami also selected forward **Jarvis Varnado** from Mississippi State University with the 41st overall selection, forward **Da'Sean Butler** from West Virginia University with the 42nd pick and forward **Latavious Williams** from the Tulsa 66ers of the NBA Development League with the 48th overall pick. The HEAT then traded the rights to Williams to the Oklahoma City Thunder for a 2011 protected second-round draft pick.
- June 29** Released **James Jones**.
- June 29** The HEAT made a qualifying offer to **Joel Anthony** making him a restricted free agent.
- July 9** Re-signed **Dwyane Wade**.

KEY DATES AND TRANSACTIONS

2010 CONTINUED...

July 9	The HEAT acquired forward Chris Bosh from the Toronto Raptors for a pair of first-round draft picks (Miami's lottery protected pick in 2011 and a return of Toronto's 2011 pick previously acquired in the Jermaine O'Neal trade) and forward LeBron James from the Cleveland Cavaliers for a pair of first-round and a pair of second-round draft picks (the first-round picks will come from Miami's lottery protected picks between 2013 and 2017 and the second-round picks are a 2011 pick obtained from Oklahoma City and a 2012 pick acquired from New Orleans).
July 12	Re-signed Udonis Haslem .
July 12	Traded Michael Beasley to the Minnesota Timberwolves in exchange for a pair of second-round draft picks in 2011 and 2014.
July 15	Signed center Dexter Pittman and re-signed center Joel Anthony .
July 16	Signed free agent forward Mike Miller .
July 17	Signed free agent center Zydrunas Ilgauskas .
July 19	Re-signed Jamaal Magloire and James Jones .
July 20	Signed free agent forward Juwan Howard .
July 22	Re-signed Carlos Arroyo .
July 27	Re-signed Shavlik Randolph .
July 28	Re-signed Kenny Hasbrouck .
August 2	Signed guard Patrick Beverley .
August 3	Signed free agent guard Eddie House .
August 30	Signed forward Da'Sean Butler .
September 27	Signed center Mickell Gladness and forward Anthony Mason, Jr.
September 27	Nearly 350 media credentials were requested and a franchise-record 275 were issued for the largest Media Day turnout in franchise history. The HEAT's 2010-11 Media Day was held at the BankUnited Center at the University of Miami. The previous franchise high for Media Day credentials issued was 115 for the 2006-07 season when the HEAT entered as the defending NBA champion.
September 28	The HEAT opened their 2010-11 season with training camp at Hurlburt Field and Eglin Air Force Base in Fort Walton Beach, FL.
October 11	Released Mickell Gladness and Anthony Mason Jr.
October 20	Released Kenny Hasbrouck and Shavlik Randolph .
October 23	Signed free agent guard Jerry Stackhouse .
October 25	Released Patrick Beverley and Da'Sean Butler .
October 26	The HEAT opened the much anticipated 2010-11 season with an 88-80 loss to the Boston Celtics at TD Garden despite a 31-point effort from LeBron James in his HEAT debut.
October 29	The HEAT defeated the Orlando Magic, 96-70, in a nationally televised game marking the home debut of LeBron James and Chris Bosh as members of the HEAT.
November 9	The HEAT and Lincoln Financial Media announced a multi-year radio rights agreement in which 790 the Ticket (WAXY 790 AM) became the new flagship station for HEAT radio broadcasts.
November 23	Signed free agent center Erick Dampier and released Jerry Stackhouse .
November 23	Udonis Haslem underwent successful surgery on an internal fixation of the Lisfranc ligament of his left foot. The surgery was performed by specialist Dr. Tom Sangiovanni and HEAT team physicians Dr. Harlan Selesnick and Dr. James Losito .
November 26	Assigned Dexter Pittman to their NBA Development League affiliate, the Sioux Falls Skyforce.
November 29	The HEAT defeated the Washington Wizards, 105-94, at the AmericanAirlines Arena to earn Head Coach Erik Spoelstra his 100th NBA regular season victory.
December 13	Dwyane Wade was named the NBA's Eastern Conference Player of the Week for the week ending Dec. 12.
December 20	Recalled Dexter Pittman from the NBA D-League's Sioux Falls Skyforce.
December 27	LeBron James was named the NBA's Eastern Conference Player of the Week for the week ending Dec. 26.
December 29	The HEAT defeated the Houston Rockets, 125-119, at the Toyota Center. The victory gave the HEAT a 15-1 overall record for the month, including a perfect 10-0 mark on the road. With the victory the HEAT became the first team in NBA history to win 10 consecutive road games in a calendar month in NBA history.

Management

Players

14/15
Review

Records

Playoffs

History

All-Time
Roster

NBA/NBADL

Opponents

Media

KEY DATES AND TRANSACTIONS

2011

- January 3** **Dwyane Wade** was named the NBA's Eastern Conference Player of the Week for the week ending Jan. 2.
- January 3** **Erik Spoelstra** was named the NBA's Eastern Conference Coach of the Month for the month of December.
- January 3** **LeBron James** and **Dwyane Wade** were named the NBA's Eastern Conference Co-Players of the Month for the month of December.
- January 6** Re-assigned **Dexter Pittman** to their NBA Development League affiliate, the Sioux Falls Skyforce.
- January 10** **LeBron James** was named the NBA's Eastern Conference Player of the Week for the week ending Jan. 9.
- January 27** **LeBron James** and **Dwyane Wade** were named starters for the Eastern Conference in the 2011 NBA All-Star Game in Los Angeles. James finished as the top vote-getting forward in the Eastern Conference with 2,053,011 votes and Wade finished as the top vote-getter among Eastern Conference guards for the fourth straight year, finishing with 2,048,175 votes.
- January 31** **LeBron James** was named the NBA's Eastern Conference Player of the Week for the week ending Jan. 30.
- February 3** **Chris Bosh** was selected as a reserve for the Eastern Conference in the 2011 All-Star Game.
- February 4** **LeBron James** was named the NBA's Eastern Conference Player of the Month for the month of January.
- February 7** **LeBron James** was named the NBA's Eastern Conference Player of the Week for the week ending Feb. 6.
- February 11** The HEAT defeated the Detroit Pistons, 106-92, at The Palace at Auburn Hills to record the 900th win in franchise history.
- February 15** **Dexter Pittman** underwent successful right knee debridement surgery performed by HEAT team physician **Dr. Harlan Selesnick**.
- February 19** **James Jones** won the 2011 Foot Locker Three-Point Shootout during All-Star Weekend at the STAPLES Center in Los Angeles.
- February 20** For the first time in franchise history, the HEAT had three players all play in the same All-Star Game with **LeBron James** and **Dwyane Wade** each starting for the Eastern Conference and **Chris Bosh** coming off the bench in the Western Conference's 148-143 victory at the STAPLES Center in Los Angeles. James, who finished with team highs in points (29), rebounds (12) and assists (game-high 10), became only the second player in NBA All-Star Game history to record a triple-double, joining **Michael Jordan** who accomplished the feat at the 1997 All-Star Game. Wade and Bosh each finished with 14 points.
- March 1** Released **Carlos Arroyo**.
- March 2** Signed free agent guard **Mike Bibby**.
- March 10** The HEAT clinched their 15th overall postseason berth and seventh in eight years with a 94-88 win over the Los Angeles Lakers at the American Airlines Arena. Miami clinched a playoff berth with 17 games left in the season. The victory was the 134th for Head Coach **Erik Spoelstra** moving him past **Kevin Loughery** into second place on the HEAT's all-time list.
- March 14** **Dwyane Wade** was named the NBA's Eastern Conference Player of the Week for the week ending Mar. 13.
- March 21** **LeBron James** was named the NBA's Eastern Conference Player of the Week for the week ending Mar. 20.
- April 3** The HEAT clinched their fourth Southeast Division title with a 108-94 win over the New Jersey Nets at the Prudential Center.
- April 15** **LeBron James** was named the NBA's Eastern Conference Player of the Month for the month of April.
- May 9** **LeBron James** was named to the 2010-11 NBA All-Defensive First Team.
- May 11** HEAT President **Pat Riley** was named the 2010-11 NBA Co-Executive of the Year sharing the award with Chicago General Manager **Gar Forman**.

KEY DATES AND TRANSACTIONS

2011 CONTINUED...

May 11	The HEAT received 34 points and 10 rebounds from Dwyane Wade and 33 points and seven rebounds from LeBron James to record a 97-87 series clinching victory against the Boston Celtics in Game 5 of the Eastern Conference Semifinal series at the AmericanAirlines Arena.
May 12	LeBron James was named to the All-NBA First Team and Dwyane Wade was named to the All-NBA Second Team. James was the only unanimous First Team choice as he received all 119 first-place votes, becoming the first player in NBA history to have been named a unanimous All-NBA First Team selection in three consecutive seasons.
May 26	The HEAT, which trailed by 12 points (77-65) with 3:04 left in Game 5 of the Eastern Conference Finals, rallied for an 83-80 victory over the Chicago Bulls at the United Center to eliminate Chicago and earn their second Eastern Conference Championship and NBA Finals berth.
June 15	The HEAT made a qualifying offer to Mario Chalmers .
June 24	The HEAT selected forward Bojan Bogdanovic with the 31st pick of the 2011 NBA Draft and traded his draft rights, a future second-round draft pick in the 2014 NBA Draft and cash considerations to Minnesota for the draft rights to guard Norris Cole (28th overall selection) from Cleveland State University.
July 22	Nick Arison was promoted from Vice President, Basketball Operations to the newly created position of Chief Executive Officer of the HEAT.
December 9	Re-signed forwards Juwan Howard and James Jones and guard Mario Chalmers . Miami also signed free agent forward Shane Battier and guard Norris Cole .
December 10	Signed centers Eddy Curry and Mickell Gladness , guards Terrel Harris , Cameron Jones and Jeremy Wise and forward Derrick Byars .
December 14	Waived Cameron Jones .
December 15	Signed forward Billy White .
December 19	Released Billy White and Jeremy Wise .
December 20	Released Zydrunas Ilgauskas .
December 23	Released Derrick Byars .
December 24	Released Eddie House .
December 25	In a re-match of the 2011 NBA Finals, the HEAT opened the lockout-shortened 2011-12 season with a 105-94 road victory over the Dallas Mavericks behind a 37-point effort from LeBron James .

2012

January 3	LeBron James was named the NBA's Eastern Conference Player of the Week for the week ending Jan. 1.
January 9	LeBron James was named the NBA's Eastern Conference Player of the Week for the week ending Jan. 8.
January 30	LeBron James was named the NBA's Eastern Conference Player of the Week for the week ending Jan. 29.
February 2	LeBron James and Dwyane Wade were named starters for the Eastern Conference in the 2012 NBA All-Star Game in Orlando. James finished as the top vote-getting forward in the Eastern Conference with 1,360,680 votes and Wade finished as the second highest vote-getter among Eastern Conference guards with 1,334,223 votes.
February 3	LeBron James was named the NBA's Eastern Conference Player of the Month for the month of December/January.
February 7	Released Mickell Gladness .
February 9	Chris Bosh was selected as a reserve for the Eastern Conference in the 2012 All-Star Game.
February 12	The HEAT signed free agent center Mickell Gladness to a 10-day contract.
February 17	Norris Cole was selected to play in the Rising Stars Challenge during All-Star Weekend in Orlando.
February 20	LeBron James was named the NBA's Eastern Conference Player of the Week for the week ending Feb. 19.
February 28	The HEAT re-signed Mickell Gladness to a second 10-day contract.
March 1	Erik Spoelstra was named the NBA's Eastern Conference Coach of the Month for the month of February.

KEY DATES AND TRANSACTIONS

2012 CONTINUED...

- March 2** **LeBron James** was named the NBA's Eastern Conference Player of the Month for the month of February.
- March 21** Signed free agent forward/center **Ronny Turiaf**.
- April 3** The HEAT clinched their 16th overall postseason berth and eighth in the last nine years with a 99-93 victory over the Philadelphia 76ers at AmericanAirlines Arena. During the game **Udonis Haslem** became Miami's all-time leader in defensive rebounds surpassing **Alonzo Mourning** (3,302).
- April 9** **LeBron James** was named the NBA's Eastern Conference Player of the Week for the week ending Apr. 8.
- April 15** The HEAT clinched their fifth Southeast Division title and ninth overall division title with a 93-85 win over the New York Knicks at Madison Square Garden.
- April 16** **Shane Battier** was named the Southeast Division Sportsmanship Award winner.
- April 23** **LeBron James** was named the NBA's Eastern Conference Player of the Week for the week ending Apr. 22.
- May 12** **LeBron James** was named the winner of the Maurice Podoloff Trophy as the NBA Most Valuable Player. It marked the third time in his career that James captured the MVP award, making him just the second player in league history, joining Kareem Abdul-Jabbar, to earn at least three MVP awards before reaching the age of 28. Additionally, it marked the third time in four years that James captured MVP honors, making him the first player since Michael Jordan to capture three MVP awards. James, who received 1,074 points and 85 first-place votes from a panel of 121 voters consisting of sportswriters and broadcasters throughout the United States and Canada and an NBA.com MVP fan vote, became the first player in HEAT franchise history to capture NBA MVP honors.
- May 23** **LeBron James** was named to the 2011-12 NBA All-Defensive First Team in a vote by the league's 30 head coaches. James led all vote-getters with 53 points, the only player to top the 50-point mark. James finished with 24 First Team votes (tops in the league) and five Second Team votes, becoming the only player to receive a vote from each team. This marked the fourth time in his career and second as a member of the HEAT that James earned a spot on the All-Defensive First Team.
- May 24** **LeBron James** was named to the All-NBA First Team and **Dwyane Wade** was named to the All-NBA Third Team. James led all players with 118 out of a possible 120 First Team votes en route to earning First Team honors for the fifth straight season and sixth overall. The honor for Wade marked the seventh time he earned All-NBA accolades.
- June 7** Behind 45 points, 15 rebounds and five assists from **LeBron James**, the HEAT staved off elimination in Game 6 of the Eastern Conference Finals with a 98-79 win over the Celtics at TD Garden in Boston. The 19 field goals made by James in the contest set a HEAT postseason record.
- June 9** The HEAT defeated the Boston Celtics, 101-88, in Game 7 of the Eastern Conference Finals to earn their second consecutive and third overall NBA Finals appearance. **LeBron James** tallied game highs in points (31) and rebounds (12) and **Dwyane Wade** added 23 points, six rebounds and six assists in the series clincher.
- June 19** HEAT President **Pat Riley** was named the recipient of the 2012 Chuck Daly Lifetime Achievement Award from the National Basketball Coaches Association.
- June 19** The HEAT overcame a 17-point deficit, the largest postseason deficit overcome in franchise history, to record a 104-98 victory over the Oklahoma City Thunder in Game 4 of the 2012 NBA Finals. **LeBron James** (26 points, 12 assists and nine rebounds) missed a triple-double by a single rebound and **Dwyane Wade** and **Mario Chalmers** each scored 25 points as Miami took a commanding 3-1 lead in the series.
- June 21** The HEAT defeated the Oklahoma City Thunder, 121-106, at the AmericanAirlines Arena to capture their second NBA Championship. **LeBron James**, who was named the NBA Finals MVP, recorded a triple-double in the decisive game finishing with a team-high 26 points and game highs in both assists (13) and rebounds (11). The HEAT also received 24 points and seven rebounds from **Chris Bosh**, 23 points and five rebounds off the bench from **Mike Miller** and 20 points and eight rebounds from **Dwyane Wade**. Miller, who hit seven of his eight three-point field goal attempts in the contest, tied Miami's postseason single-game record for three-pointers made. The 121 points scored by the HEAT set the franchise postseason record for most points in a game. The win also resulted in the 34th postseason victory for Head Coach **Erik Spoelstra** tying him with **Pat Riley** for the most postseason wins in franchise history.

KEY DATES AND TRANSACTIONS

2012 CONTINUED...

June 25	An estimated 400,000 people lined the streets of downtown Miami for the HEAT's championship parade and a standing room only crowd in the AmericanAirlines Arena witnessed the championship celebration.
June 28	Selected forward Arnett Moultrie from Mississippi State University with the 27th pick of the 2012 NBA Draft and traded his draft rights to the Philadelphia 76ers for the draft rights to Louisiana State University center Justin Hamilton (45th overall selection) and a future conditional first-round draft pick.
July 9	Dwyane Wade underwent successful left knee surgery performed by team physician Dr. Harlan Selesnick in a 20-minute procedure at Doctors Hospital.
July 11	Signed free agent guard Ray Allen and free agent forward Rashard Lewis .
July 16	The NBA announced the Miami HEAT and Los Angeles Clippers would participate in NBA China Games 2012. The teams were chosen to play a pair of exhibition games during the 2012-13 preseason in Beijing and Shanghai.
August 8	LeBron James became the first player in USA men's basketball history to record a triple-double in an Olympic game as he finished with 11 points, 14 rebounds and 12 assists in a 119-86 quarterfinal victory over Australia.
August 12	LeBron James earned his second Olympic gold medal as he helped lead the United States Senior National Team to a 107-100 victory over Spain in the gold medal game of the 2012 Summer Olympic Games in London, England.
September 7	Signed forward Jarvis Varnado and free agent center Mickell Gladness .
September 10	Re-signed guard Terrel Harris .
September 13	Signed free agent guard Garrett Temple .
September 17	Signed free agent center Josh Harrellson .
September 27	Signed forwards Rodney Carney and Robert Dozier .
October 11	The HEAT defeated the Los Angeles Clippers, 94-80, at the MasterCard Center in Beijing, China in the first of two games the teams would play as part of the NBA China Games 2012 tour.
October 14	The Los Angeles Clippers gained a split with the HEAT in the two-game NBA China Games 2012 tour with a 99-89 win at the Mercedes-Benz Arena in Shanghai.
October 21	Released Robert Dozier and Mickell Gladness .
October 26	Released Rodney Carney and Jarvis Varnado .
October 27	Released Garrett Temple .
November 12	LeBron James was named the NBA's Eastern Conference Player of the Week for the week ending Nov. 11.
November 19	LeBron James was named the NBA's Eastern Conference Player of the Week for the week ending Nov. 18.
November 21	Udonis Haslem grabbed eight rebounds in Miami's 113-106 overtime win against Milwaukee and surpassed Alonzo Mourning (4,807 rebounds) as the HEAT's all-time leading rebounder. Haslem became the first undrafted player in NBA history to become his team's all-time leading rebounder.
December 3	LeBron James was named the 2012 <i>Sports Illustrated</i> Sportsman of the Year.
December 5	LeBron James was named the NBA's Eastern Conference Player of the Month for the month of October/November.
December 24	LeBron James was named the NBA's Eastern Conference Player of the Week for the week ending Dec. 23.
December 26	The HEAT assigned Dexter Pittman to their NBA Development League affiliate, the Sioux Falls Skyforce.

2013

January 2	LeBron James was named the USA Basketball Male Athlete of the Year.
January 2	LeBron James was named the NBA's Eastern Conference Player of the Month for the month of December.
January 5	Released Terrel Harris .
January 7	Released Josh Harrellson .
January 9	Signed forward Jarvis Varnado to a 10-day contract.
January 10	Signed forward Josh Harrellson to a 10-day contract.

Management

Players

14/15
Review

Records

Playoffs

History

All-Time
Roster

NBA/NBADL

Opponents

Media

KEY DATES AND TRANSACTIONS

2013 CONTINUED...

- January 16** **LeBron James** scored his 20,000th career point and handed out his 5,000th career assist in Miami's 92-75 win at Golden State. At 28 years and 17 days old he became the youngest player in NBA history to reach the 20,000-point plateau.
- January 17** **LeBron James** and **Dwyane Wade** were named starters for the Eastern Conference in the 2013 NBA All-Star Game in Houston. James finished as the top vote-getting forward in the Eastern Conference with 1,583,646 votes and Wade finished as the top vote-getter among Eastern Conference guards with 1,052,310 votes.
- January 17** Recalled **Dexter Pittman** from the NBA D-League's Sioux Falls Skyforce.
- January 18** Re-assigned **Dexter Pittman** to the Sioux Falls Skyforce.
- January 20** Signed **Jarvis Varnado** to a second 10-day contract.
- January 20** Signed free agent forward/center **Chris Andersen** to a 10-day contract.
- January 20** Recalled **Dexter Pittman** from the NBA D-League's Sioux Falls Skyforce.
- January 24** **Chris Bosh** was selected as a reserve for the Eastern Conference in the 2013 All-Star Game.
- January 28** President **Barack Obama** welcomed the HEAT to the White House to honor the 2012 NBA champions.
- January 30** Signed **Chris Andersen** to a second 10-day contract.
- January 30** Signed **Jarvis Varnado** for the remainder of the season.
- February 1** **LeBron James** was named the NBA's Eastern Conference Player of the Month for the month of January.
- February 3** Re-assigned **Dexter Pittman** to the Sioux Falls Skyforce.
- February 3** The NBA named **Erik Spoelstra** as the head coach of the Eastern Conference All-Star team for the 2013 NBA All-Star Game in Houston. It marked the first time in Spoelstra's career he earned the honor and the second time the HEAT has had its head coach serve as an All-Star Game head coach joining **Stan Van Gundy** in 2005.
- February 8** Signed **Chris Andersen** for the remainder of the season.
- February 11** **LeBron James** was named the NBA's Eastern Conference Player of the Week for the week ending Feb. 10.
- February 13** Recalled **Dexter Pittman** from the NBA D-League's Sioux Falls Skyforce.
- February 17** **Chris Bosh**, **LeBron James** and **Dwyane Wade** each started the 2013 NBA All-Star Game in Houston, marking the first trio of teammates to start in the game since 1990 when Magic Johnson, James Worthy and A.C. Green of the Los Angeles Lakers all started. Wade finished with 21 points, seven assists and three rebounds, James totaled 19 points, five assists and three rebounds and Bosh tallied six points, two rebounds and an assist for the Eastern Conference All-Stars who were coached by HEAT Head Coach **Erik Spoelstra**.
- February 18** Re-assigned **Dexter Pittman** to the Sioux Falls Skyforce.
- February 21** Traded **Dexter Pittman**, a 2013 second-round draft pick and cash considerations to the Memphis Grizzlies in exchange for the draft rights to forward **Ricky Sanchez**.
- February 25** **LeBron James** was named the NBA's Eastern Conference Player of the Week for the week ending Feb. 24.
- March 1** Assigned **Jarvis Varnado** to the Sioux Falls Skyforce.
- March 1** **LeBron James** was named the NBA's Eastern Conference Player of the Month for the month of February.
- March 1** **Erik Spoelstra** was named the NBA's Eastern Conference Coach of the Month for the month of February.
- March 2** Signed free agent forward **Juwan Howard** to a 10-day contract.
- March 8** The HEAT clinched its 17th postseason berth in franchise history, and ninth in 10 years, with a 102-93 win over the Philadelphia 76ers. With 22 games remaining in the regular season it marked the earliest in a season that the HEAT had clinched a postseason berth.
- March 10** Recalled **Jarvis Varnado** from the NBA D-League's Sioux Falls Skyforce.
- March 11** **Dwyane Wade** was named the NBA's Eastern Conference Player of the Week for the week ending Mar. 10.
- March 12** Signed **Juwan Howard** to a second 10-day contract.
- March 20** The HEAT rallied from a 27-point second half deficit (67-40 with 7:04 left in the third quarter) in Cleveland to defeat the Cavaliers, 98-95. **LeBron James** recorded a triple-double with game highs in points (25), rebounds (12) and assists (10). The victory was the 24th consecutive for the HEAT.

KEY DATES AND TRANSACTIONS

2013 CONTINUED...

- March 21** Re-assigned **Jarvis Varnado** to the Sioux Falls Skyforce.
- March 22** Signed **Juwan Howard** for the remainder of the season.
- March 25** **LeBron James** was named the NBA's Eastern Conference Player of the Week for the week ending Mar. 24.
- March 25** The HEAT defeated the Orlando Magic, 108-94, at the Amway Center to record their franchise-record 27th consecutive victory. The victory marked the 250th regular season win for Head Coach **Erik Spoelstra**.
- March 27** The HEAT were defeated by the Chicago Bulls, 101-97, at the United Center snapping Miami's franchise-record 27-game winning streak which began at Toronto on Feb. 3.
- April 1** **Erik Spoelstra** was named the NBA's Eastern Conference Coach of the Month for the month of March.
- April 5** **LeBron James** was named the NBA's Eastern Conference Player of the Month for the month of March.
- April 7** Recalled **Jarvis Varnado** from the NBA D-League's Sioux Falls Skyforce.
- April 10** The Pro Basketball Writers Association named **Shane Battier** as the recipient of the 2013 Magic Johnson Award which is presented annually to a player who combines excellence on the court and cooperation with the media and fans. It marked the second time Battier captured the award and the first time a HEAT player received the honor.
- April 17** The HEAT concluded their most successful regular season with a 105-93 victory over the Orlando Magic. With the win the HEAT finished the season with a 66-16 overall record and in the process set franchise records for overall victories (66) and home victories (37).
- May 5** **LeBron James** was named the winner of the Maurice Podoloff Trophy as the NBA Most Valuable Player. It marked the fourth time in his career that James captured the MVP award, and the second time as a member of the HEAT. Additionally, it marked the fourth time in five years that James captured MVP honors.
- May 13** **LeBron James** was named to the 2012-13 NBA All-Defensive First Team in a vote by the league's 30 head coaches. James finished with 25 First Team votes (tied for the most in the league) and two Second Team votes for a total of 52 points. This marked the fifth time in his career and third as a member of the HEAT that James earned a spot on the All-Defensive First Team.
- May 23** **LeBron James** was named to the All-NBA First Team and **Dwyane Wade** was named to the All-NBA Third Team. James led all players with 595 points, receiving all 119 possible First Team votes in the 5-3-1 points basis, en route to earning First Team honors for the sixth straight season and seventh overall. The honor for Wade marked the eighth time he earned All-NBA accolades.
- June 10** The HEAT announced it entered into a single affiliation partnership with the NBA Development League's Sioux Falls Skyforce and will have full control over their basketball operations beginning with the 2013-14 season.
- June 18** In one of the greatest postseason comebacks in franchise history, the HEAT staved off elimination in Game 6 of the NBA Finals with a 103-100 overtime win over the San Antonio Spurs at the AmericanAirlines Arena. Miami rallied from a 13-point deficit over the final 15 minutes to force a deciding Game 7 two nights later. The HEAT trailed by five (94-89) with 20.2 seconds left in regulation before **LeBron James** hit a trey and the Spurs added a free throw. Miami still trailed by three when **Chris Bosh** grabbed an offensive rebound and found **Ray Allen** in the corner for the game-tying three-pointer with 5.2 seconds left in regulation. In the overtime session Allen hit a pair of free throws with 1.9 seconds left to put Miami up three and Bosh sealed the victory by blocking a three-point field goal attempt by **Danny Green** with 1.2 seconds remaining. James recorded a triple-double for the HEAT with game highs in points (32) and assists (11) and added 10 rebounds.
- June 20** The HEAT defeated the San Antonio Spurs, 95-88, at the AmericanAirlines Arena to capture their second consecutive and third overall NBA Championship. **LeBron James**, who was named the NBA Finals MVP for the second straight year, scored a game-high 37 points and added a team-high 12 rebounds. **Dwyane Wade** added a double-double with 23 points and 10 rebounds and **Shane Battier** hit a postseason career-high six three-point field goals to finish with 18 points.
- June 24** An estimated crowd of 400,000 people once again lined the streets of downtown Miami for the HEAT's championship parade and a standing room only crowd in the AmericanAirlines Arena witnessed the championship celebration.
- June 25** Forwards **James Jones** and **Rashard Lewis** each exercised their player options for the 2013-14 season.

Management

Players

14/15
Review

Records

Playoffs

History

All-Time
Roster

NBA/NBADL

Opponents

Media

KEY DATES AND TRANSACTIONS

2013 CONTINUED...

June 26	Exercised their team option on Mario Chalmers for the 2013-14 season.
June 27	Acquired the draft rights to guard/forward James Ennis (50th overall selection in the 2013 NBA Draft) from the Atlanta Hawks in exchange for a future second-round pick.
June 28	Guard Ray Allen exercised his player option for the 2013-14 season.
July 10	Re-signed forward/center Chris Andersen .
July 16	Waived Mike Miller per the NBA's Amnesty provision.
August 7	Signed free agent center Greg Oden .
September 8	Gary Payton became the first former HEAT player inducted into the Naismith Memorial Hall of Fame. He was enshrined along with Rick Pitino, Jerry Tarkanian, Dawn Staley, Guy Lewis, Bernard King, Sylvia Hatchell, Roger Brown, Dr. E.B. Henderson, Oscar Schmidt, Richard Guerin and Russ Granik..
September 10	Signed free agent forward Eric Griffin and center Justin Hamilton .
September 11	Signed free agent forward Michael Beasley .
September 20	Signed forward Ricky Sanchez .
September 23	Signed free agent guard Larry Drew II .
September 24	The HEAT announced they would hold their 2013 Training Camp from Oct. 1-4 at The Atlantis Paradise Island Resort in the Bahamas.
September 27	Signed free agent guard Roger Mason Jr. and released Ricky Sanchez .
September 28	The HEAT announced several front office promotions including Andy Elisburg to Sr. V.P., Basketball Operations/General Manager, Adam Simon to Assistant General Manager/General Manager, Sioux Falls Skyforce, Dan Craig to Assistant Coach/Player Development, Chad Kammerer to Director of NBA Scouting/Advance Scout and Keith Askins to Director of College and Pro Scouting. The team also announced the hiring of Juwan Howard as Assistant Coach/Player Development.
September 30	Signed free agent guard Charlie Westbrook .
October 8	The HEAT exercised their team option on Norris Cole for the 2014-15 season.
October 21	Released Larry Drew II , Jarvis Varnado and Charlie Westbrook .
October 26	Released Eric Griffin and Justin Hamilton .
November 18	LeBron James was named the NBA's Eastern Conference Player of the Week for the week ending Nov. 17.
December 2	LeBron James was named the NBA's Eastern Conference Player of the Week for the week ending Dec. 1.
December 23	Dwyane Wade was named the NBA's Eastern Conference Player of the Week for the week ending Dec. 22.
December 26	LeBron James was named The Associated Press' 2013 Male Athlete of the Year, becoming just the third NBA player to win the award which has been given annually since 1931.
December 30	Chris Bosh was named the NBA's Eastern Conference Player of the Week for the week ending Dec. 29.

2014

January 3	LeBron James was named the NBA's Eastern Conference Player of the Month for the month of December.
January 14	President Barack Obama welcomed the HEAT back to the White House to honor the 2013 NBA champions.
January 15	Acquired guard Toney Douglas from Golden State in a three-team trade in which Miami sent Joel Anthony and two future draft choices to Boston and the Celtics sent MarShon Brooks and Jordan Crawford to the Warriors.
January 23	LeBron James and Dwyane Wade were named starters for the Eastern Conference in the 2014 NBA All-Star game in New Orleans. James finished as the top vote-getting forward in the Eastern Conference with 1,416,419 votes and Wade finished as the top vote-getter among Eastern Conference guards with 929,542 votes.
January 30	Chris Bosh was selected as a reserve for the Eastern Conference in the 2014 All-Star Game.
February 16	Chris Bosh , LeBron James and Dwyane Wade became the first trio of teammates to be named All-Stars in each of their first four years together and helped the Eastern Conference roll to a 163-155 victory in the 2014 NBA All-Star Game in New Orleans. James finished with 22 points and had team highs in rebounds (7), assists (7) and steals (3) while Wade totaled 10 points, three assists, two steals and a rebound and Bosh posted five points, two rebounds and two steals for the Eastern Conference All-Stars.

KEY DATES AND TRANSACTIONS

2014 CONTINUED...

February 20	Traded Roger Mason, Jr. to the Sacramento Kings in exchange for a conditional 2015 second-round draft pick.
February 23	Signed guard DeAndre Liggins to a 10-day contract.
February 23	The HEAT defeated the Chicago Bulls, 93-79, at the AmericanAirlines Arena to earn Head Coach Erik Spoelstra his 300th NBA regular season victory. Spoelstra recorded his 300th win in his 448th career game, the sixth-fastest coach to reach that milestone in NBA history.
March 3	Erik Spoelstra was named the NBA's Eastern Conference Coach of the Month for the month of February.
March 3	LeBron James set single-game franchise records and career highs in both points scored (61) and field goals made (22) as the HEAT defeated the Charlotte Bobcats, 124-107, at the AmericanAirlines Arena.
March 5	LeBron James was named the NBA's Eastern Conference Player of the Month for the month of February.
March 8	Signed DeAndre Liggins to a second 10-day contract.
March 9	Assigned DeAndre Liggins to the Sioux Falls Skyforce.
March 10	Recalled DeAndre Liggins from the Sioux Falls Skyforce.
March 10	The HEAT clinched a playoff berth for the 18th time in franchise history with a 99-90 win over the Washington Wizards at the AmericanAirlines Arena. Miami, which qualified for the playoffs for the sixth consecutive year and the 10th time in the last 11 seasons, clinched the berth with 21 games remaining in the regular season.
March 14	Signed center Justin Hamilton and released DeAndre Liggins from his 10-day contract.
March 20	Assigned Justin Hamilton to the Sioux Falls Skyforce.
March 23	Recalled Justin Hamilton from the Sioux Falls Skyforce.
April 7	The Naismith Memorial Basketball Hall of Fame announced that HEAT V.P., Player Programs Alonzo Mourning had been selected for enshrinement as a member of the Class of 2014.
April 11	Udonis Haslem became Miami's all-time leader in offensive rebounds, surpassing Alonzo Mourning (1,505 rebounds), in Miami's 98-86 win over Indiana at the AmericanAirlines Arena.
May 12	LeBron James set a HEAT postseason scoring record and matched his postseason career high with 49 points in Miami's 102-96 win over the Brooklyn Nets in Game 4 of the Eastern Conference Semifinals at the Barclays Center.
May 24	The NBA announced that Shane Battier was named the recipient of the Twyman-Stokes Teammate of the Year Award. The award is voted annually by NBA players to recognize the best teammate based on selfless play, on and off-court leadership as a mentor and a role model to other NBA players and his commitment and dedication to his team.
May 30	Chris Bosh and LeBron James each scored 25 points as the HEAT defeated the Indiana Pacers, 117-92 at the AmericanAirlines Arena in Game 6 of the Eastern Conference Finals, to capture their fourth straight Eastern Conference championship and trip to the NBA Finals.
June 2	LeBron James was named to the 2013-14 NBA All-Defensive Second Team in a vote by the league's 30 head coaches.
June 4	LeBron James was named to the All-NBA First Team. James totaled 623 points, receiving 124 of a possible 125 First Team votes in the 5-3-1 points basis, while earning First Team honors for the seventh straight season and eighth overall. It marked a franchise-record fourth time he earned the honors with the HEAT.
June 26	Acquired the draft rights to guard Shabazz Napier (24th overall selection in the 2014 NBA Draft) from the Charlotte Hornets in exchange for the draft rights to P.J. Hairston (26th overall selection in the 2014 NBA Draft) and Semaj Christon (55th overall selection in the 2014 NBA Draft), a 2019 second-round draft choice and cash considerations.
July 11	LeBron James announced after four seasons and four trips to the NBA Finals as a member of the HEAT he had decided to return home to Ohio and sign a free agent contract with the Cleveland Cavaliers.
July 14	Re-signed guard Mario Chalmers and signed free agent forwards Danny Granger and Josh McRoberts .
July 15	Re-signed guard Dwyane Wade , signed free agent forward Luol Deng and signed forward James Ennis .
July 18	Re-signed forward Udonis Haslem and signed guard Shabazz Napier .
July 19	Re-signed forward Chris Andersen .
July 30	Re-signed forward Chris Bosh .
August 1	Signed free agent forward Shawne Williams .
August 7	Signed free agent guard Tyler Johnson .

Management

Players

14/15
Review

Records

Playoffs

History

All-Time
Roster

NBA/NBADL

Opponents

Media

KEY DATES AND TRANSACTIONS

2014 CONTINUED...

August 8	Alonzo Mourning was inducted into the Naismith Memorial Basketball Hall of Fame in Springfield, MA. He was joined in the Class of 2014 by Nat Clifton, Bob Leonard, Sarunas Marciulionis, Nolan Richardson, Mitch Richmond, Guy Rodgers, David Stern, Gary Williams and the Immaculata University teams of the early 1970s.
August 12	Signed free agent guard Reggie Williams .
August 27	Signed free agent guard Shannon Brown .
September 4	The HEAT announced that Assistant Coach Ron Rothstein retired from coaching and would join the HEAT Broadcast team and serve as a Corporate Liaison and that Assistant Coach Bob McAdoo would become a pro scout and serve as a Community Liaison.
September 14	Signed forward Khem Birch .
September 17	The HEAT announced the hirings of Keith Smart as Assistant Coach, Chris Quinn as Assistant Coach/Player Development and Eric Foran as Assistant Strength & Conditioning Coach.
September 23	Signed free agent guard Andre Dawkins and free agent forward Shawn Jones .
September 26	Signed free agent forward Chris Johnson .
October 11	The HEAT lost to the Cleveland Cavaliers, 122-119 in overtime, at HSBC Arena in Rio de Janeiro, Brazil in a preseason game that was part of the NBA Global Games.
October 13	Released Chris Johnson and Reggie Williams .
October 20	Signed free agent guard Larry Drew II .
October 25	Released forwards Khem Birch and Shawn Jones and guards Larry Drew II and Tyler Johnson .
November 3	Chris Bosh was named the Eastern Conference Player of the Week for the week ending Nov. 2.
November 24	Signed free agent center Hassan Whiteside and released Shannon Brown .
December 3	Assigned Andre Dawkins to the Sioux Falls Skyforce.
December 13	Assigned Shabazz Napier and Hassan Whiteside to the Sioux Falls Skyforce.
December 15	Recalled Shabazz Napier and Hassan Whiteside from the Sioux Falls Skyforce.
December 21	Recalled Andre Dawkins from the Sioux Falls Skyforce.
December 23	Josh McRoberts had season-ending surgery to repair a torn meniscus in his right knee. The 45-minute surgery was performed by team physician Dr. Harlan Selesnick .
December 30	Assigned Shabazz Napier to the Sioux Falls Skyforce.

2015

January 6	Released Andre Dawkins .
January 7	Recalled Shabazz Napier from the Sioux Falls Skyforce.
January 12	Signed guard Tyler Johnson to a 10-day contract.
January 29	Signed Tyler Johnson to a second 10-day contract.
January 29	Chris Bosh and Dwyane Wade were selected as reserves for the Eastern Conference in the 2015 All-Star Game.
February 8	Signed Tyler Johnson for the remainder of the season.
February 15	Chris Bosh , who was selected to his 10th All-Star Game, came off the bench and tallied 10 points, three rebounds and two steals in 10:55 of action as the Western Conference scored a 163-158 win over the Eastern Conference at the 2015 NBA All-Star Game at Madison Square Garden in New York. Dwyane Wade , who had been selected to his 11th consecutive All-Star Game, did not play due to a strained right hamstring.
February 19	The HEAT acquired guards Goran Dragic and Zoran Dragic from the Phoenix Suns in part of a three-team trade that included the New Orleans Pelicans. Phoenix received forward Danny Granger and two future first-round picks from Miami and forward John Salmons from New Orleans while the Pelicans received guard Norris Cole , center Justin Hamilton and forward Shawne Williams from the HEAT.
February 21	Signed forward Henry Walker to a 10-day contract.
February 21	The HEAT announced that Chris Bosh would miss the rest of the season while being treated for blood clots on his lung.
February 26	Signed forward Michael Beasley to a 10-day contract.
March 3	Signed Henry Walker to a second 10-day contract.
March 4	Assigned Zoran Dragic to the Sioux Falls Skyforce.

KEY DATES AND TRANSACTIONS

2015 CONTINUED...

March 8	Signed Michael Beasley to a second 10-day contract.
March 13	Signed Henry Walker for the remainder of the season.
March 15	Recalled Zoran Dragic from the Sioux Falls Skyforce.
March 18	Signed Michael Beasley for the remainder of the season.
March 23	Dwyane Wade was named the Eastern Conference Player of the Week for the week ending Mar. 22.
April 1	Shabazz Napier had season-ending surgery to repair a sports hernia. The 45-minute surgery was performed by Dr. David Edelman .
June 25	The HEAT selected Duke University forward Justise Winslow in the first round (10th overall) and University of Tennessee guard Josh Richardson in the second round (40th overall) of the 2015 NBA Draft.
June 29	Forward Luol Deng exercised his player option for the 2015-16 season.
July 3	Signed forward Justise Winslow .
July 9	Re-signed guard Goran Dragic and signed free agent guard/forward Gerald Green .
July 10	Re-signed guard Dwyane Wade and signed free agent center Amar'e Stoudemire .
July 27	Traded Zoran Dragic to the Boston Celtics, along with a 2020 second-round draft pick and cash considerations, in exchange for a protected 2019 second-round draft pick and traded Shabazz Napier to the Orlando Magic, along with cash considerations, in exchange for a protected 2016 second-round draft pick. Released Henry Walker .
August 3	Signed guard Josh Richardson .
August 21	Signed free agent guard Corey Hawkins .
August 24	The HEAT extended a single affiliation partnership with the NBA Development League's Sioux Falls Skyforce through the 2016-17 season.
August 25	Signed free agent center Keith Benson .
September 3	Signed free agent forward Greg Whittington .
September 22	The HEAT announced they would hold their 2015-16 training camp at Florida Atlantic University.
September 28	Signed free agent guards Tre Kelley and John Lucas III .
October 19	Signed free agent guard Briante Weber and released Corey Hawkins .
October 24	Released Keith Benson , Tre Kelley , John Lucas III and Greg Whittington .



NBA Commissioner Adam Silver congratulates Justise Winslow after he was selected with the 10th pick of the 2015 NBA Draft by the HEAT.

MIAMI HEAT TRADE HISTORY

Below is a list of each team in the NBA and the previous trades made with the HEAT and that team. The number in parenthesis indicates the total number of trades between the HEAT and that team. During its history Miami has made 64 trades, four of which were three-team trades and one was an NBA-record setting five-team, 13-player deal.

ATLANTA HAWKS (2):

November 7, 1994: The HEAT acquired Kevin Willis and a future first-round draft choice from the Hawks for Steve Smith, Grant Long and a future second-round draft choice. Miami sent the first-round pick obtained from Atlanta (No. 19 overall) to New York in the Sept. 1, 1995 trade to acquire the rights to Pat Riley. Atlanta traded the second-round pick acquired from Miami (No. 45 overall) to Seattle who selected Joe Vogel in the 1996 NBA Draft.

June 27, 2013: The HEAT acquired the draft rights to James Ennis (50th overall selection in the 2013 NBA Draft) from the Hawks in exchange for a future second-round draft pick.

BOSTON CELTICS (5):

June 23, 1988: Miami received a second-round draft pick from Boston in the 1988 NBA Draft for not selecting Dennis Johnson in the 1988 NBA Expansion Draft. Miami used the draft choice (No. 35 overall) to select Sylvester Gray.

January 10, 1992: The HEAT traded Sherman Douglas to the Celtics in exchange for Brian Shaw.

August 2, 2005: In a five-team deal with Boston, Memphis, New Orleans and Utah, the HEAT acquired Antoine Walker from Boston, James Posey, Jason Williams and Andre Emmett from Memphis and the draft rights to Roberto Duenas from New Orleans; the Celtics received Qyntel Woods, the draft rights to Albert Miralles and two conditional second-round draft picks from Miami and Curtis Borchardt from Utah; the Grizzlies received Eddie Jones from Miami and Raul Lopez from Utah; New Orleans received Rasaul Butler from Miami and Kirk Snyder from Utah and the Jazz received Greg Ostertag from Memphis.

January 15, 2014: In a three-team deal with Boston and Golden State, the HEAT acquired Toney Douglas from Golden State; the Celtics acquired Joel Anthony and two future draft picks from Miami and the Warriors received MarShon Brooks and Jordan Crawford from the Celtics.

July 27, 2015: The HEAT traded Zoran Dragic to the Celtics, along with a 2020 second-round draft pick and cash considerations, in exchange for a protected 2019 second-round draft pick.

BROOKLYN/NEW JERSEY NETS (1):

January 5, 2010: The HEAT traded Chris Quinn and a 2012 second-round draft pick to the Nets for a 2010 conditional second-round draft choice.

CHARLOTTE HORNETS/BOBCATS (4):

November 3, 1995: The HEAT acquired Alonzo Mourning, Pete Myers and LeRon Ellis from the Hornets in exchange for Glen Rice, Khalid Reeves, Matt Geiger and a first-round draft choice. Charlotte

used the pick it received from Miami (No. 16 overall) in the 1996 NBA Draft to select Tony Delk.

August 2, 2000: The HEAT acquired Eddie Jones, Anthony Mason, Ricky Davis and Dale Ellis from the Hornets in exchange for P.J. Brown, Jamal Mashburn, Tim James, Otis Thorpe and Rodney Buford.

February 24, 2005: The HEAT traded Malik Allen to the Bobcats in exchange for Steve Smith.

June 26, 2014: The HEAT acquired the draft rights to Shabazz Napier (24th overall selection in the 2014 NBA Draft) from the Hornets in exchange for the draft rights to P.J. Hairston (26th overall selection in the 2014 NBA Draft) and Semaj Christon (55th overall selection in the 2014 NBA Draft), a 2019 second-round draft choice and cash considerations.

CHICAGO BULLS (2):

October 2, 1990: The HEAT acquired Jeff Sanders from the Bulls in exchange for future considerations.

October 1, 2001: The HEAT acquired the draft rights to Sean Lampley for a conditional second-round draft pick.

CLEVELAND CAVALIERS (6):

June 23, 1988: The HEAT traded Darnell Valentine, whom they selected in the 1988 NBA Expansion Draft, to Cleveland in exchange for the Cavaliers' second round-pick in either 1990 or 1992. The HEAT traded the pick acquired from Cleveland to Golden State on October 2, 1989 for Tellis Frank.

June 15, 1995: The HEAT traded Harold Miner and its 1995 second-round draft choice to the Cavaliers for Cleveland's 1995 second-round pick and future considerations. The HEAT selected George Banks with the second-round pick (No. 46 overall) it acquired from Cleveland and the Cavaliers selected Donny Marshall with the second-round pick (No. 39 overall) they acquired from Miami.

August 30, 2000: In a three-way deal with Cleveland and Portland, the HEAT acquired Brian Grant. Miami sent Clarence Weatherspoon, Chris Gatling and a conditional first-round draft choice to Cleveland; Portland sent Brian Grant to Miami and Gary Grant to Cleveland and the Cavaliers sent forward Shawn Kemp to the Trail Blazers. Cleveland used the pick it received from Miami to select Brendan Haywood in the 2001 NBA Draft (No. 20 overall).

October 26, 2001: In a three-team sign-and-trade deal with Cleveland and Toronto, the HEAT acquired Chris Gatling from the Cavaliers, Toronto received Don MacLean from Miami and Cleveland received Ricky Davis from the HEAT and Brian Skinner from the Raptors.

June 26, 2008: The HEAT traded the draft rights to Darnell Jackson (52nd overall selection in the 2008

MIAMI HEAT TRADE HISTORY

NBA Draft) for a 2009 second-round draft choice. Jackson was selected with a pick Miami received from Orlando in the June 7, 2007 trade that released Stan Van Gundy from his contract.

July 9, 2010: The HEAT acquired LeBron James from the Cavaliers for two future first-round picks beginning in 2013, two future second-round picks and gave Cleveland the ability to switch first-round picks in 2012.

DALLAS MAVERICKS (3):

June 23, 1988: The HEAT received Dallas' 1988 first-round draft choice for not selecting Bill Wennington, Uwe Blab or Steve Alford in the 1988 NBA Expansion Draft. Miami used the pick (No. 20 overall) to select Kevin Edwards.

February 14, 1997: The HEAT acquired Jamal Mashburn from the Mavericks in exchange for Sasha Danilovic, Kurt Thomas and Martin Muursepp.

August 22, 2001: The HEAT traded Tim Hardaway to Dallas in a sign-and-trade deal in which they acquired a 2004 second-round draft choice and a trade exception. Miami used the pick (No. 53 overall) to select Matt Freije.

DENVER NUGGETS (2):

June 22, 1990: The HEAT traded its 1990 first-round draft selection, third overall, to Denver in exchange for Washington's 1990 first-round selection and Denver's 1990 first-round selection. The HEAT selected Willie Burton with the Washington pick (No. 9 overall) which Denver had acquired in a previous deal with Dallas on June 21, 1990 and picked Dave Jamerson with Denver's pick (No. 15 overall). The Nuggets selected Mahmoud Abdul-Rauf with the third overall pick received from Miami.

June 27, 2000: The HEAT acquired Chris Gatling and the 37th pick in the 2000 NBA Draft from Denver in exchange for Voshon Lenard and Mark Strickland. Miami used the pick to select Eddie House.

DETROIT PISTONS (1):

September 8, 1992: The HEAT traded its 1993 first-round draft pick and the draft rights to Isaiah Morris to the Pistons in exchange for John Salley. The Pistons used the draft pick (No. 10 overall) to select Lindsey Hunter.

GOLDEN STATE WARRIORS (4):

October 2, 1989: The HEAT traded Cleveland's second-round draft choice in 1990 or 1992, which had been acquired on June 23, 1988 in an NBA Expansion Draft trade, to Golden State for Tellis Frank.

November 2, 1994: The HEAT traded Rony Seikaly to the Warriors in exchange for Billy Owens and the rights to Sasha Danilovic.

February 22, 1996: The HEAT acquired Tim Hardaway and Chris Gatling from the Warriors in exchange for Kevin Willis and Vernell "Bimbo" Coles.

January 15, 2014: In a three-team deal with Boston and Golden State, the HEAT acquired Toney Douglas from Golden State, the Celtics acquired Joel Anthony and two future draft picks from Miami and the Warriors received MarShon Brooks and Jordan Crawford from the Celtics.

HOUSTON ROCKETS (2):

June 27, 1990: The HEAT traded the draft rights to Dave Jamerson and Carl Herrera to the Rockets in exchange for the draft rights to Alec Kessler.

February 23, 2006: The HEAT acquired Derek Anderson from the Rockets in exchange for Gerald Fitch.

INDIANA PACERS (1):

June 28, 2007: The HEAT traded the draft rights to Stanko Barac (39th overall selection in the 2007 NBA Draft) to the Pacers for a 2009 second-round draft pick. Barac was selected with a pick Miami acquired from Orlando on June 7, 2007 for releasing Stan Van Gundy from his contract.

LOS ANGELES CLIPPERS (1):

February 19, 1998: The HEAT acquired Brent Barry from the Clippers in exchange for Isaac Austin, Charles Smith and an unconditional 1998 first-round draft choice. The Clippers used the pick (No. 22 overall) to select Brian Skinner.

LOS ANGELES LAKERS (3):

June 23, 1988: The HEAT received its choice of the Lakers' second-round draft pick in either 1991 or 1992 in exchange for not selecting Kareem Abdul-Jabbar in the 1988 NBA Expansion Draft. Miami opted to take the Lakers' 1992 second-round draft choice (No. 42 overall) and selected Matt Geiger.

July 14, 2004: The HEAT acquired Shaquille O'Neal from the Lakers in exchange for Caron Butler, Brian Grant, Lamar Odom and a future first-round draft pick. The Lakers used the pick (No. 26 overall in the 2006 NBA Draft) to select Jordan Farmar.

June 25, 2009: The HEAT acquired the draft rights to Pat Beverley (42nd overall selection in the 2009 NBA Draft) for a 2011 second-round draft choice and cash considerations.

MEMPHIS/VANCOUVER GRIZZLIES (3):

August 2, 2005: In a five-team deal with Boston, Memphis, New Orleans and Utah, the HEAT acquired Antoine Walker from Boston, James Posey, Jason Williams and Andre Emmett from Memphis and the draft rights to Roberto Duenas from New Orleans; the Celtics received Qyntel Woods, the draft rights to Albert Miralles and two conditional second-round draft picks from Miami and Curtis Borchardt from Utah; the Grizzlies received Eddie Jones from Miami and Raul Lopez from Utah; New Orleans received Rasaul Butler from Miami and Kirk Snyder from Utah and the Jazz received Greg Ostertag from Memphis.

MIAMI HEAT TRADE HISTORY

January 7, 2009: The HEAT traded Shaun Livingston and cash considerations to the Grizzlies in exchange for a conditional second-round draft pick in 2012.

February 21, 2013: The HEAT acquired the draft rights to Ricky Sanchez (35th overall selection in the 2005 NBA Draft) from the Grizzlies in exchange for Dexter Pittman, a 2013 second-round draft choice and cash considerations.

MILWAUKEE BUCKS (1):

June 23, 1988: The HEAT traded Fred Roberts, whom they selected in the 1988 NBA Expansion Draft, to the Bucks in exchange for a 1989 second-round draft pick from Milwaukee. The HEAT used the draft choice (No. 45 overall) to select Scott Haffner.

MINNESOTA TIMBERWOLVES (5):

October 24, 2007: The HEAT acquired Ricky Davis and Mark Blount from the Timberwolves in exchange for Antoine Walker, Michael Doleac, Wayne Simien and a conditional first-round draft pick.

June 26, 2008: The HEAT acquired the draft rights to Mario Chalmers (34th overall selection in the 2008 NBA Draft) in exchange for cash considerations and a pair of 2009 second-round draft choices.

August 13, 2009: The HEAT acquired Quentin Richardson from the Timberwolves in exchange for Mark Blount.

July 12, 2010: The HEAT traded Michael Beasley to the Timberwolves in exchange for two future second-round picks (2011 and 2014).

June 24, 2011: The HEAT acquired the draft rights to Norris Cole (28th overall selection in the 2011 NBA Draft) in exchange for the draft rights to Bojan Bogdanovic (31st overall selection in the 2011 NBA Draft), a future second-round draft pick in the 2014 NBA Draft and cash considerations.

NEW ORLEANS PELICANS/ HORNETS (3):

August 2, 2005: In a five-team deal with Boston, Memphis, New Orleans and Utah, the HEAT acquired Antoine Walker from Boston, James Posey, Jason Williams and Andre Emmett from Memphis and the draft rights to Roberto Duenas from New Orleans; the Celtics received Qyntel Woods, the draft rights to Albert Miralles and two conditional second-round draft picks from Miami and Curtis Borchardt from Utah; the Grizzlies received Eddie Jones from Miami and Raul Lopez from Utah; New Orleans received Rasaul Butler from Miami and Kirk Snyder from Utah and the Jazz received Greg Ostertag from Memphis.

June 25, 2009: The HEAT traded the draft rights of Marcus Thornton (43rd overall selection of the 2009 NBA Draft) to the Hornets for a pair of second-round draft picks (one each in 2010 and 2012).

February 19, 2015: In a three-team trade with New Orleans and Phoenix, the HEAT acquired Goran Dragic and Zoran Dragic from the Suns; Phoenix received Danny Granger and two future first-round picks from

Miami and John Salmons from New Orleans and the Pelicans received Norris Cole, Justin Hamilton and Shawne Williams from Miami.

NEW YORK KNICKS (1):

September 1, 1995: The HEAT agreed to send the first-round draft pick it attained from Atlanta in the Steve Smith/Grant Long for Kevin Willis trade on Nov. 7, 1994 and \$1 million to the Knicks for the rights to Pat Riley. The Knicks used the pick (No. 19 overall) to select Walter McCarty in the 1996 NBA Draft.

OKLAHOMA CITY THUNDER/SEATTLE SUPERSONICS (3):

June 23, 1988: The HEAT received Seattle's 1988 second-round draft choice in exchange for not selecting Danny Young in the 1988 NBA Expansion Draft. Miami used the draft pick (No. 40 overall) to select Orlando Graham.

June 23, 2010: The HEAT traded Daequan Cook and their 2010 first-round draft pick (18th overall) to the Thunder for a 2010 second-round draft pick (32nd overall). The HEAT used the pick (32nd overall) to select Dexter Pittman. The Thunder used the pick they acquired (18th overall) to select Eric Bledsoe whose rights they subsequently traded to the Los Angeles Clippers.

June 24, 2010: The HEAT traded the draft rights of Latavious Williams (48th overall pick of the 2010 NBA Draft) to the Thunder in exchange for a 2011 protected second-round draft pick.

ORLANDO MAGIC (2):

June 7, 2007: The HEAT acquired a 2007 second-round pick from the Orlando Magic and the right to swap first-round picks in 2008 if the Magic's pick is not among the first 14 selections or acquire Orlando's second-round pick and future compensation in exchange for releasing Consultant to the Head Coach Stan Van Gundy from his contract so he could sign a contract to become Orlando's head coach. Miami used the pick it acquired in the 2007 NBA Draft (No. 39 overall) to select Stanko Barac and then subsequently traded his draft rights to Indiana in exchange for the Pacers' second-round pick in the 2009 NBA Draft.

July 27, 2015: The HEAT traded Shabazz Napier to the Magic, along with cash considerations, in exchange for a protected 2016 second-round draft pick.

PHILADELPHIA 76ERS (2):

June 28, 2007: The HEAT acquired the draft rights of Daequan Cook (21st overall selection in the 2007 NBA Draft), a 2009 second-round draft pick and cash considerations from the 76ers in exchange for the draft rights of Jason Smith (20th overall selection in the 2007 NBA Draft).

June 28, 2012: The HEAT acquired the draft rights of Justin Hamilton (45th overall selection in the 2012 NBA Draft) and a future conditional first-round draft

MIAMI HEAT TRADE HISTORY

pick from the 76ers in exchange for the draft rights to Arnett Moultrie (27th overall selection in the 2012 NBA Draft).

PHOENIX SUNS (3):

February 22, 1996: The HEAT acquired Tony Smith from the Suns in exchange for Terrence Rencher.

February 6, 2008: The HEAT acquired Shawn Marion and Marcus Banks from the Suns for Shaquille O'Neal.

February 19, 2015: In a three-team trade with New Orleans and Phoenix, the HEAT acquired Goran Dragic and Zoran Dragic from the Suns; Phoenix received Danny Granger and two future first-round picks from Miami and John Salmons from New Orleans and the Pelicans received Norris Cole, Justin Hamilton and Shawne Williams from Miami.

PORTLAND TRAIL BLAZERS (1):

August 30, 2000: In a three-way deal with Cleveland and Portland, the HEAT acquired Brian Grant. Miami sent Clarence Weatherspoon, Chris Gatling and a conditional first-round draft choice to Cleveland; Portland sent Brian Grant to Miami and Gary Grant to Cleveland and the Cavaliers sent forward Shawn Kemp to the Trail Blazers. Cleveland used the pick it received from Miami to select Brendan Haywood in the 2001 NBA Draft (No. 20 overall).

SACRAMENTO KINGS (4):

June 27, 1990: The HEAT traded Rory Sparrow to the Kings for the draft rights to Vernell "Bimbo" Coles.

February 22, 1996: The HEAT acquired Walt Williams and Tyrone Corbin from the Kings in exchange for Billy Owens and Kevin Gamble.

August 12, 1997: The HEAT acquired Duane Causwell from the Kings in exchange for Gary Grant, Matt Fish and a conditional 1999 second-round draft choice.

February 20, 2014: The HEAT traded Roger Mason Jr. to the Kings in exchange for a future conditional 2015 second-round pick.

SAN ANTONIO SPURS (0):

The HEAT and Spurs have yet to make a trade with one another.

TORONTO RAPTORS (4):

October 26, 2001: In a three-team sign-and-trade deal with Cleveland and Toronto, the HEAT acquired Chris Gatling from the Cavaliers, Toronto received Don MacLean from Miami and Cleveland received Ricky Davis from the HEAT and Brian Skinner from the Raptors.

June 24, 2004: The HEAT acquired the draft rights to Albert Miralles (No. 39 overall in the 2004 NBA Draft) from the Raptors in exchange for the draft rights to Pape Sow (No. 47 overall in the 2004 NBA Draft) and a 2005 second-round draft choice. Toronto used the pick (No. 58 overall) to select Uros Slokar.

February 13, 2009: The HEAT acquired Jermaine O'Neal, Jamario Moon, a conditional first-round draft pick and a 2010 second-round draft pick in exchange for Shawn Marion, Marcus Banks and cash considerations.

July 9, 2010: The HEAT acquired Chris Bosh from the Raptors in exchange for a pair of first-round picks, Miami's 2011 lottery protected pick and the conditional first-round pick Toronto sent to Miami in the February 13, 2009 trade.

UTAH JAZZ (2):

June 26, 1996: The HEAT acquired the draft rights to Martin Muursepp (No. 25 overall in the 1996 NBA Draft) in exchange for a future first-round draft choice. Utah used the pick in 2000 (No. 23 overall) to select DeShawn Stevenson.

August 2, 2005: In a five-team deal with Boston, Memphis, New Orleans and Utah, the HEAT acquired Antoine Walker from Boston, James Posey, Jason Williams and Andre Emmett from Memphis and the draft rights to Roberto Duenas from New Orleans; the Celtics received Qyntel Woods, the draft rights to Albert Miralles and two conditional second-round draft picks from Miami and Curtis Borchardt from Utah; the Grizzlies received Eddie Jones from Miami and Raul Lopez from Utah; New Orleans received Rasaul Butler from Miami and Kirk Snyder from Utah and the Jazz received Greg Ostertag from Memphis.

WASHINGTON WIZARDS/BULLETS (1):

June 28, 1995: The HEAT acquired Rex Chapman and the draft rights to Terrence Rencher from Washington in exchange for the draft rights to Ed Stokes and Jeff Webster.



The HEAT acquired Brian Grant in a three-team trade with Portland and Cleveland on Aug. 30, 2000.

MIAMI HEAT NBA AWARD WINNERS

PLAYER OF THE WEEK

Rony Seikaly	Mar. 11, 1990
Rony Seikaly	Mar. 7, 1993
Glen Rice	Nov. 28, 1993
Chris Gatling	Mar. 24, 1996
Tim Hardaway	Dec. 29, 1996
Alonzo Mourning	Feb. 16, 1997
Alonzo Mourning	Mar. 29, 1998
Alonzo Mourning	Mar. 14, 1999
Alonzo Mourning	Dec. 13, 1999
Alonzo Mourning	Apr. 10, 2000
Eddie Jones	Jan. 7, 2002
Dwyane Wade	Feb. 22, 2004
Lamar Odom	Mar. 7, 2004
Dwyane Wade	Nov. 7, 2004
Shaquille O'Neal	Dec. 19, 2004
Dwyane Wade	Dec. 4, 2005
Dwyane Wade	Jan. 1, 2006
Dwyane Wade	Jan. 14, 2007
Dwyane Wade	Feb. 4, 2007
Dwyane Wade	Feb. 11, 2007
Dwyane Wade	Nov. 23, 2008
Dwyane Wade	Dec. 7, 2008
Dwyane Wade	Mar. 8, 2009
Dwyane Wade	Mar. 7, 2010
Dwyane Wade	Mar. 28, 2010
Dwyane Wade	Dec. 12, 2010
LeBron James	Dec. 26, 2010
Dwyane Wade	Jan. 2, 2011
LeBron James	Jan. 9, 2011
LeBron James	Jan. 30, 2011
LeBron James	Feb. 6, 2011
Dwyane Wade	Mar. 13, 2011
LeBron James	Mar. 20, 2011
LeBron James	Jan. 1, 2012
LeBron James	Jan. 8, 2012
LeBron James	Jan. 29, 2012
LeBron James	Feb. 19, 2012
LeBron James	Apr. 8, 2012
LeBron James	Apr. 22, 2012
LeBron James	Nov. 11, 2012
LeBron James	Nov. 18, 2012
LeBron James	Dec. 23, 2012
LeBron James	Feb. 10, 2013
LeBron James	Feb. 24, 2013
Dwyane Wade	Mar. 10, 2013
LeBron James	Mar. 24, 2013
LeBron James	Nov. 17, 2013
LeBron James	Dec. 1, 2013
Dwyane Wade	Dec. 22, 2013
Chris Bosh	Dec. 29, 2013
Chris Bosh	Nov. 2, 2014
Dwyane Wade	Mar. 22, 2015

ROOKIE OF THE MONTH

Caron Butler	November 2002
Caron Butler	January 2003
Caron Butler	February 2003
Caron Butler	March 2003
Michael Beasley	April 2009

PLAYER OF THE MONTH

Glen Rice	April 1992
Alonzo Mourning	December 1999
Lamar Odom	March 2004
Dwyane Wade	December 2004
Shaquille O'Neal	March 2005
Dwyane Wade	February 2006
Dwyane Wade	December 2008
Dwyane Wade	February 2009
Dwyane Wade	March 2010
LeBron James/Dwyane Wade	December 2010
LeBron James	January 2011
LeBron James	April 2011
LeBron James	December 2011/January 2012
LeBron James	February 2012
LeBron James	October/November 2012
LeBron James	December 2012
LeBron James	January 2013
LeBron James	February 2013
LeBron James	March 2013
LeBron James	December 2013
LeBron James	March 2014

COACH OF THE MONTH

Pat Riley	December 1996
Pat Riley	February 1998
Pat Riley	December 2000
Stan Van Gundy	March 2004
Stan Van Gundy	December 2004
Stan Van Gundy	March 2005
Pat Riley	February 2006
Pat Riley	March 2007
Erik Spoelstra	March 2010
Erik Spoelstra	December 2010
Erik Spoelstra	February 2012
Erik Spoelstra	February 2013
Erik Spoelstra	March 2013
Erik Spoelstra	February 2014
Chris Bosh	Nov. 2, 2014
Dwyane Wade	Mar. 22, 2015

MONTHLY COMMUNITY ASSIST AWARD

Lamar Odom	May 2004
Dwyane Wade*	August 2004
Shaquille O'Neal	December 2004
Alonzo Mourning	July 2006
Dwyane Wade	August 2007
Alonzo Mourning	July 2008
Daequan Cook	2009 Offseason
Dwyane Wade	2010 Offseason

*-All 2004 USA Olympic Basketball Team members captured the Community Assist Award in August of 2004.

MIAMI HEAT NBA AWARD WINNERS

ALL-NBA TEAMS

First Team

Tim Hardaway	1996-97
Alonzo Mourning	1998-99
Shaquille O'Neal	2004-05
Shaquille O'Neal	2005-06
Dwyane Wade	2008-09
Dwyane Wade	2009-10
LeBron James	2010-11
LeBron James	2011-12
LeBron James	2012-13
LeBron James	2013-14

Second Team

Tim Hardaway	1997-98
Tim Hardaway	1998-99
Alonzo Mourning	1999-00
Dwyane Wade	2004-05
Dwyane Wade	2005-06
Dwyane Wade	2010-11

Third Team

Dwyane Wade	2006-07
Dwyane Wade	2011-12
Dwyane Wade	2012-13

NBA ALL-DEFENSIVE TEAMS

First Team

Alonzo Mourning	1998-99
Alonzo Mourning	1999-00
LeBron James	2010-11
LeBron James	2011-12
LeBron James	2012-13

Second Team

P.J. Brown	1996-97
P.J. Brown	1998-99
Bruce Bowen	2000-01
Dwyane Wade	2004-05
Dwyane Wade	2008-09
Dwyane Wade	2009-10
LeBron James	2013-14

NBA ALL-ROOKIE TEAMS

First Team

Sherman Douglas	1989-90
Steve Smith	1991-92
Caron Butler	2002-03
Dwyane Wade*	2003-04
Michael Beasley	2008-09

Second Team

Kevin Edwards	1988-89
Glen Rice	1989-90
Willie Burton	1990-91
Udonis Haslem	2003-04
Mario Chalmers	2008-09

* - *Unanimous selection*

NBA EXECUTIVE OF THE YEAR

Pat Riley	2010-11
-----------------	---------

NBA COACH OF THE YEAR

Pat Riley	1996-97
-----------------	---------

NBA FINALS MVP

Dwyane Wade	2006
LeBron James	2012
LeBron James	2013

NBA MOST VALUABLE PLAYER

LeBron James	2011-12
LeBron James	2012-13

NBA DEFENSIVE PLAYER OF THE YEAR

Alonzo Mourning	1998-99
Alonzo Mourning	1999-00

NBA MOST IMPROVED PLAYER

Rony Seikaly	1989-90
Isaac Austin	1996-97

TWYMAN-STOKES TEAMMATE OF THE YEAR AWARD

Shane Battier	2013-14
---------------------	---------

J. WALTER KENNEDY CITIZENSHIP AWARD

P.J. Brown	1996-97
Alonzo Mourning	2001-02

MAGIC JOHNSON AWARD

Shane Battier	2012-13
---------------------	---------

CHUCK DALY LIFETIME ACHIEVEMENT AWARD

Pat Riley	2012
-----------------	------

DIVISIONAL SPORTSMANSHIP AWARD

LaPhonso Ellis (Atlantic Division)	2001-02
Shaquille O'Neal (Southeast Division)	2005-06
Shane Battier (Southeast Division)	2011-12

NBA YEARLY COMMUNITY ASSIST AWARD

Dwyane Wade	2012-13
-------------------	---------

MIAMI HEAT USA OLYMPIANS

Tim Hardaway	2000 (Gold Medal)
Alonzo Mourning	2000 (Gold Medal)
Dwyane Wade	2004 (Bronze Medal)
Dwyane Wade	2008 (Gold Medal)
LeBron James	2012 (Gold Medal)

MIAMI HEAT ALL-STAR WEEKEND PARTICIPANTS

NBA ALL-STAR GAME

1996:	Alonzo Mourning
1997:	Alonzo Mourning*; Tim Hardaway
1998:	Tim Hardaway
2000:	Alonzo Mourning (Starter)
2001:	Alonzo Mourning* (Starter) Anthony Mason** (Starter)
2002:	Alonzo Mourning
2005:	Shaquille O'Neal (Starter); Dwyane Wade; Stan Van Gundy (Head Coach)
2006:	Shaquille O'Neal (Starter); Dwyane Wade (Starter)
2007:	Shaquille O'Neal (Starter); Dwyane Wade (Starter)
2008:	Dwyane Wade (Starter)
2009:	Dwyane Wade (Starter)
2010:	Dwyane Wade (Starter)
2011:	LeBron James (Starter); Dwyane Wade (Starter); Chris Bosh
2012:	LeBron James (Starter); Dwyane Wade (Starter); Chris Bosh
2013:	Chris Bosh** (Starter); LeBron James (Starter); Dwyane Wade (Starter); Erik Spoelstra (Head Coach)
2014:	LeBron James (Starter); Dwyane Wade (Starter); Chris Bosh
2015:	Chris Bosh; Dwyane Wade*

*-Did not play in the game due to injury

**-Named a replacement starter by head coach

Note:

The Miami HEAT played host to the 1990 All-Star Game at the Miami Arena on Feb. 11, 1990. The East, coached by Chuck Daly, defeated the West, coached by Pat Riley, 130-113. Magic Johnson was named MVP becoming just the third player in NBA history to be named All-Star MVP despite playing on the losing team.

NBA ALL-STAR GAME MVP

2010: Dwyane Wade

ROOKIE CHALLENGE/RISEING STARS GAME PARTICIPANTS

1995:	Khalid Reeves (Starter)
1996:	Kurt Thomas
2003:	Caron Butler (Starter)
2004:	Dwyane Wade (Starter); Udonis Haslem
2005:	Dwyane Wade (Starter); Udonis Haslem (Starter); Bob McAdoo (Head Coach)
2009:	Michael Beasley (Starter)
2010:	Michael Beasley (Starter)
2012:	Norris Cole
2013:	David Fizdale (Head Coach)

SLAM DUNK PARTICIPANTS

1990:	Billy Thompson (7th)
1993:	Harold Miner (1st)
1994:	Harold Miner (Injured)
1995:	Harold Miner (1st)

SHOOTING STARS COMPETITION

2013:	Chris Bosh (1st)
2014:	Chris Bosh (1st)
2015:	Chris Bosh (1st)

THREE-POINT SHOOTOUT PARTICIPANTS

1989:	Jon Sundvold (tied-5th)
1990:	Jon Sundvold (3rd)
1991:	Glen Rice (7th)
1995:	Glen Rice (1st)
2007:	Jason Kapon (1st)
2009:	Daequan Cook (1st)
2010:	Daequan Cook (tied-4th)
2011:	James Jones (1st)
2012:	James Jones (3rd); Mario Chalmers (4th)

SKILLS CHALLENGE

2006:	Dwyane Wade (1st)
2007:	Dwyane Wade (1st)
2008:	Dwyane Wade (4th)



Dwyane Wade and Chris Bosh were each named to the Eastern Conference team for the 2015 NBA All-Star Game, marking the fifth straight year that they each were picked to represent the HEAT. The All-Star selection was the 11th in his career for Wade and the 10th for Bosh.

DRAFT HISTORY

1988 EXPANSION DRAFT

RD	PICK	POS	PLAYER	HT	WT	SELECTED FROM
1	1	F	Arvid Kramer	6-9	220	Dallas
2	3	F	Billy Thompson	6-7	215	L.A. Lakers
3	5	F	Fred Roberts	6-10	220	Boston
4	7	F/C	Scott Hastings	6-11	245	Atlanta
5	9	G	Jon Sundvold	6-2	170	San Antonio
6	11	G	Kevin Williams	6-2	180	Seattle
7	13	C	Hansi Gnad	6-10	235	Philadelphia
8	15	G	Darnell Valentine	6-1	183	L.A. Clippers
9	17	G	Dwayne Washington	6-2	200	New Jersey
10	19	G	Andre Turner	5-10	175	Houston
11	21	F	Conner Henry	6-7	195	Sacramento
12	23	C	John Stroeder	6-10	260	Milwaukee

1988 NBA DRAFT

RD	PICK	POS	PLAYER	HT	WT	SELECTED FROM
1	9	C	Rony Seikaly	6-11½	240	Syracuse
1	20	G	Kevin Edwards	6-3	190	DePaul
2	33	F	Grant Long	6-8	230	Eastern Michigan
2	35	F	Sylvester Gray	6-6	240	Memphis State
2	40	F	Orlando Graham	6-6	230	Auburn-Montgomery
3	59	F	Nate Johnston	6-8	210	Tampa

1989 NBA DRAFT

RD	PICK	POS	PLAYER	HT	WT	SELECTED FROM
1	4	G/F	Glen Rice	6-7	218	Michigan
2	28	G	Sherman Douglas	6-0	180	Syracuse
2	45	G	Scott Haffner	6-3	185	Evansville

1990 NBA DRAFT

RD	PICK	POS	PLAYER	HT	WT	SELECTED FROM
1	9	G/F	Willie Burton	6-8	219	Minnesota
1	15	G	Dave Jamerson	6-5	190	Ohio
2	30	F	Carl Herrera	6-9	220	Houston

1991 NBA DRAFT

RD	PICK	POS	PLAYER	HT	WT	SELECTED FROM
1	5	G	Steve Smith	6-8	202	Michigan State
2	29	F	George Ackles	6-10	215	UNLV

1992 NBA DRAFT

RD	PICK	POS	PLAYER	HT	WT	SELECTED FROM
1	12	G	Harold Miner	6-5	221	Southern California
2	37	F	Isaiah Morris	6-8	228	Arkansas
2	42	C	Matt Geiger	7-0	245	Georgia Tech

1993 NBA DRAFT

RD	PICK	POS	PLAYER	HT	WT	SELECTED FROM
2	35	C	Ed Stokes	7-0	264	Arizona

1994 NBA DRAFT

RD	PICK	POS	PLAYER	HT	WT	SELECTED FROM
1	12	G	Khalid Reeves	6-3	199	Arizona
2	40	F	Jeff Webster	6-8	232	Oklahoma

1995 NBA DRAFT

RD	PICK	POS	PLAYER	HT	WT	SELECTED FROM
1	10	F	Kurt Thomas	6-9	230	Texas Christian
2	46	F	George Banks	6-7	210	Texas El Paso

1996 NBA DRAFT

NO SELECTIONS

1997 NBA DRAFT

RD	PICK	POS	PLAYER	HT	WT	SELECTED FROM
1	26	G	Charles Smith	6-4	194	New Mexico
2	31	F	Mark Sanford	6-9	210	Washington

1998 NBA DRAFT

RD	PICK	POS	PLAYER	HT	WT	SELECTED FROM
2	51	G	Corey Brewer	6-2	190	Oklahoma

1999 NBA DRAFT

RD	PICK	POS	PLAYER	HT	WT	SELECTED FROM
1	25	F	Tim James	6-7	221	Miami (FL)
2	53	G/F	Rodney Buford	6-5	195	Creighton



DRAFT HISTORY

2000 NBA DRAFT

RD	PICK	POS	PLAYER	HT	WT	SELECTED FROM
2	37	G	Eddie House	6-1	180	Arizona State
2	52	C	Ernest Brown	7-0	255	Indian Hills JC

2001 NBA DRAFT

RD	PICK	POS	PLAYER	HT	WT	SELECTED FROM
2	49	C	Ken Johnson	6-11	235	Ohio State

2002 NBA DRAFT

RD	PICK	POS	PLAYER	HT	WT	SELECTED FROM
1	10	F	Caron Butler	6-7	217	Connecticut
2	53	F	Rasual Butler	6-7	205	La Salle

2003 NBA DRAFT

RD	PICK	POS	PLAYER	HT	WT	SELECTED FROM
1	5	G	Dwyane Wade	6-4	212	Marquette
2	33	F	Jerome Beasley	6-9	237	North Dakota

2004 NBA DRAFT

RD	PICK	POS	PLAYER	HT	WT	SELECTED FROM
1	19	G/F	Dorell Wright	6-7	200	South Kent Prep (CT)
2	47	F	Pape Sow	6-10	250	Cal State Fullerton
2	53	F	Matt Freije	6-10	238	Vanderbilt

2005 NBA DRAFT

RD	PICK	POS	PLAYER	HT	WT	SELECTED FROM
1	29	F	Wayne Simien	6-9	250	Kansas

2006 NBA DRAFT

NO SELECTIONS

2007 NBA DRAFT

RD	PICK	POS	PLAYER	HT	WT	SELECTED FROM
1	20	F/C	Jason Smith	7-0	240	Colorado State
2	39	C	Stanko Barac	7-1	240	Siroki Prima (Bosnia)

2008 NBA DRAFT

RD	PICK	POS	PLAYER	HT	WT	SELECTED FROM
1	2	F	Michael Beasley	6-9½	235	Kansas State
2	52	F	Darnell Jackson	6-8	250	Kansas

2009 NBA DRAFT

RD	PICK	POS	PLAYER	HT	WT	SELECTED FROM
2	43	G	Marcus Thornton	6-4	205	Louisiana State
2	60	F	Robert Dozier	6-9	215	Memphis

2010 NBA DRAFT

RD	PICK	POS	PLAYER	HT	WT	SELECTED FROM
2	32	C	Dexter Pittman	6-11½	308	Texas
2	41	F	Jarvis Varnado	6-9	210	Mississippi State
2	42	F	Da'Sean Butler	6-7	230	West Virginia
2	48	F	Latavious Williams	6-8	195	Tulsa 66ers (NBA D-League)

2011 NBA DRAFT

RD	PICK	POS	PLAYER	HT	WT	SELECTED FROM
2	32	F	Bojan Bogdanovic	6-8	216	KK Cibona VIP Zagreb (Croatia)

2012 NBA DRAFT

RD	PICK	POS	PLAYER	HT	WT	SELECTED FROM
1	27	F	Arnett Moultrie	6-11	249	Mississippi State

2013 NBA DRAFT

NO SELECTIONS

2014 NBA DRAFT

RD	PICK	POS	PLAYER	HT	WT	SELECTED FROM
1	26	G/F	P.J. Hairston	6-6	230	Texas Legends (NBA D-League)
2	55	G	Semaj Christon	6-3	190	Xavier

2015 NBA DRAFT

RD	PICK	POS	PLAYER	HT	WT	SELECTED FROM
1	10	F	Justise Winslow	6-6	225	Duke
2	40	G	Josh Richardson	6-6	200	Tennessee

HEAT FIRSTS

All firsts occurred on November 5, 1988 vs. L.A. Clippers unless otherwise noted.

Field Goal:

RORY SPARROW (14-ft. jumper, right top of key 11:03, first quarter to tie score, 2-2)

Rebound (defensive):

KEVIN EDWARDS (Off Charles Smith miss at 11:41, first quarter)

Offensive Rebound:

RONY SEIKALY (Off Pat Cummings miss at 10:38, first quarter)

Steal:

PAT CUMMINGS (Off Benoit Benjamin errant pass at 7:18, first quarter)

Turnover:

KEVIN EDWARDS (Loses ball to Norm Nixon at 11:36, first quarter)

Assist:

DWAYNE WASHINGTON (Pass to Sylvester Gray for dunk at 1:08, first quarter)

Free Throw:

RONY SEIKALY (After Benoit Benjamin foul at 9:25, first quarter)

Personal Foul:

PAT CUMMINGS (At 6:17, first quarter)

Blocked Shot:

RONY SEIKALY (At 1:16, third quarter)

Three-Point Field Goal:

JON SUNDVOLD (24-ft. jumper, right side at 3:40 fourth quarter - Nov. 11, 1988 vs. Houston)

Dunk:

SYLVESTER GRAY (Off fastbreak pass from Dwayne Washington at 1:08, first quarter)

Technical Foul:

SCOTT HASTINGS (1:44, first quarter, Nov. 9, 1988 at San Antonio)

Ejection:

RON ROTHSTEIN (2:52, second quarter, two technical fouls, Dec. 30, 1988 at Denver)

60-Point Game:

LeBRON JAMES (61 - Mar. 3, 2014 vs. Charlotte)

50-Point Game:

GLEN RICE (56 - Apr. 15, 1995 vs. Orlando)

40-Point Game:

RONY SEIKALY (40 - Feb. 13, 1990 vs. Chicago)

30-Point Game:

RONY SEIKALY (30 - Jan. 10, 1989 vs. Utah)

20-Point Game:

KEVIN EDWARDS (21 - Nov. 8, 1988 @ Dallas)

30-Rebound Game:

RONY SEIKALY (34 - Mar. 3, 1993 vs. Washington)

20-Rebound Game:

RONY SEIKALY (22 - Nov. 28, 1989 @ Orlando)

15-Rebound Game:

RONY SEIKALY (16 - Dec. 9, 1988 vs. Denver)

15-Assist Game:

SHERMAN DOUGLAS (17 - Feb. 26, 1990 @ Atlanta)

10-Assist Game:

KEVIN EDWARDS (10 - Dec. 26, 1988 vs. San Antonio)

Double-Double:

RONY SEIKALY (11 points, 13 rebounds - Nov. 9, 1988 @ San Antonio)

Triple-Double:

RORY SPARROW (24 points, 10 rebounds, 10 assists - Apr. 18, 1989 vs. Dallas)

Victory:

Dec. 14, 1988 @ L.A. Clippers, 89-88

Home Victory:

Dec. 23, 1988 vs. Utah, 101-80

Starting Lineup:

RORY SPARROW, KEVIN EDWARDS, RONY SEIKALY, PAT CUMMINGS, BILLY THOMPSON

Substitution:

JON SUNDVOLD (At 5:21 first quarter)

Playoff Game:

@ Chicago, Apr. 24, 1992

Playoff Win:

@ Atlanta, Apr. 28, 1994 (Won 93-88)

Playoff Series Win:

vs. Orlando, May 4, 1997 (Game 5, Eastern Conference First Round, 91-83)

Eastern Conference Semifinals Game:

vs. New York, May 7, 1997 (Lost 88-79)

Eastern Conference Semifinals Playoff Win:

vs. New York, May 9, 1997 (Game 2, 88-84)

Eastern Conference Semifinals Series Win:

vs. New York, May 18, 1997 (Game 7, 101-90)

Eastern Conference Finals Game:

@ Chicago, May 20, 1997 (Lost 84-77)

Eastern Conference Finals Win:

vs. Chicago, May 26, 1997 (Game 4, 87-80)

Eastern Conference Finals Series Win:

vs. Detroit, Jun. 2, 2006 (Game 6, 95-78)

NBA Finals Game:

@ Dallas, Jun. 8, 2006 (Lost 90-80)

NBA Finals Win:

vs. Dallas, Jun. 13, 2006 (Game 3, 98-96)

NBA Finals Series Win:

@ Dallas, Jun. 20, 2006 (Game 6, 95-92)

Atlantic Division Title Win/Clinch:

Clinched when defeated Detroit on Apr. 10, 1997 (Won 93-83) at Miami Arena and Chicago beat New York that same evening.

Southeast Division Title Win/Clinch:

Clinched when defeated Phoenix on Mar. 25, 2005 (Won 125-115) at American Airlines Arena.

Number One Seed in the Eastern Conference Playoffs:

Clinched when defeated Atlanta on May 4, 1999 (93-79) at Miami Arena.

Management

Players

14/15
Review

Records

Playoffs

History

All-Time
Roster

NBA/NBADL

Opponents

Media

LA EMISORA OFICIAL DEL

MIAMI HEAT

EN ESPAÑOL



**RADIO
MAMBÍ**
710 AM



@ RADIOMAMBI710



/ RADIOMAMBI710

WWW.RADIOMAMBI710.COM



MIAMI
HEAT

ALL-TIME ROSTER



HEAT ALL-TIME NUMBERS

- 0 Mike Bibby, Toney Douglas
- 00 Milos Babic
- 1 Khalid Reeves, Rod Strickland, Travis Best, Loren Woods, Dorell Wright, Chris Bosh
- 2 Rory Sparrow, Keith Askins
- 3 Anthony Taylor, Scott Haffner, Steve Smith, Khalid Reeves, Bruce Bowen, Jamie Watson, LaPhonso Ellis, Dwyane Wade
- 4 Rony Seikaly, Harold Miner, Duane Causwell, Sam Mack, Caron Butler, Gerald Fitch, Josh McRoberts
- 5 Eric Murdock, Sasha Danilovic, Mark Strickland, Eddie House, Keyton Dooling, Derek Anderson, Marcus Banks, Quentin Richardson, Juwan Howard, Henry Walker
- 6 Terry Mills, Harold Jamison, Eddie Jones, Luke Jackson, Blake Ahearn, Mario Chalmers, LeBron James
- 7 Rex Chapman, Mark Davis, Don MacLean, Mike James, Lamar Odom, Wesley Person, Penny Hardaway, Shawn Marion, Jermaine O'Neal, Justin Hamilton, Goran Dragic
- 8 Isaac Austin, Tang Hamilton, Steve Smith, Antoine Walker, Shaun Livingston, Jamario Moon, Carlos Arroyo, Michael Beasley, Tyler Johnson
- 9 Dan Majerle, Yakhouba Diawara, Rashard Lewis, Luol Deng
- 10 **(Retired)** Clinton Wheeler, Kelvin Upshaw, Manute Bol, Tim Hardaway
- 11 Craig Neal, Sherman Douglas, John Crotty, Todd Day, Rafer Alston, Chris Quinn, Zydrunas Ilgauskas, Chris Andersen
- 12 Bimbo Coles, Bruce Bowen, Mike James, Kasib Powell, Zoran Dragic
- 13 Jamal Robinson, Kendall Gill, Alexander Johnson, Luther Head, Mike Miller, Shabazz Napier
- 14 Kevin Pritchard, Tony Smith, Charles Smith, Anthony Mason, Daequan Cook, Terrel Harris, DeAndre Liggins
- 15 Terrence Rencher, Chris Gatling, Wang Zhi-Zhi, Mark Blount, Mario Chalmers
- 17 Brent Barry
- 19 Damon Jones
- 20 Jon Sundvold, Brian Shaw, Pete Myers, Kirk Penney, Gary Payton, Greg Oden
- 21 Kevin Edwards, Morlon Wiley, Ledell Eckles, Stacey King, Voshon Lenard, Ricky Davis, Sean Lampley, Smush Parker, Bobby Jones, Jamaal Magloire, Ronny Turiaf, Roger Mason, Jr., Hassan Whiteside
- 22 Brian Shaw, John Salley, Voshon Lenard, Matt Fish, Antonio Lang, Sean Marks, John Wallace, Robert Hite, James Jones, Danny Granger
- 23 **(Retired)** John Morton, Tyrone Corbin, Gary Grant, Rex Walters, Cedric Ceballos
- 24 Danny Schayes, Jamal Mashburn, Jim Jackson, Jerome Beasley, Qyntel Woods, Jason Kapon, Jarvis Varnado, Andre Dawkins
- 25 Milt Wagner, Jeff Malone, Anthony Carter, Wayne Simien
- 26 Shannon Brown
- 28 LeRon Ellis
- 30 Winston Bennett, Billy Owens, Mark Strickland, Terry Porter, Earl Barron, Michael Beasley, Norris Cole
- 31 Dwayne "Pearl" Washington, Martin Muursepp, Duane Causwell, Ricky Davis, Shane Battier
- 32 Tellis Frank, Harold Miner, Billy Owens, James Scott, Blue Edwards, Rodney Buford, Tyrone Hill, Shaquille O'Neal, Mickell Gladness, James Ennis
- 33 **(Retired)** Alec Kessler, Alonzo Mourning
- 34 Todd Mitchell, Willie Burton, Eddy Curry, Ray Allen
- 35 Gary Alexander, Kevin Gamble, Willie Anderson, Clarence Weatherspoon, Todd Fuller, Malik Allen
- 40 Sylvester Gray, Kurt Thomas, Marty Conlon, Tim James, Udonis Haslem
- 41 Dave Popson, Glen Rice
- 42 Pat Cummings, Kevin Willis, Walt Williams, P.J. Brown, James Posey, Shavlik Randolph, Jerry Stackhouse
- 43 Grant Long
- 44 Scott Hastings, Terry Davis, Brian Grant, Christian Laettner, Matt Walsh
- 45 John Shasky, A.C. Green, Rasual Butler, Stephane Lasme, Dexter Pittman
- 49 Shandon Anderson
- 50 Jim Rowinski, Vladimir Stepania, Joel Anthony
- 51 Michael Doleac
- 52 Matt Geiger, Otis Thorpe, Ernest Brown, Samaki Walker
- 53 Alan Ogg
- 54 Brad Lohaus, Ronnie Grandison, Ed Pinckney, Ken Johnson
- 55 Billy Thompson, Jason Williams, Eddie House, Josh Harrellson, Shawne Williams

NOTE: Number 23 was retired on Apr. 11, 2003 in honor of Michael Jordan, Number 33 was retired on Mar. 30, 2009 in honor of Alonzo Mourning and Number 10 was retired on Oct. 28, 2009 in honor of Tim Hardaway.

ALL-TIME ROSTER

BLAKE AHEARN	NO: 6	POS: Guard
---------------------	--------------	-------------------

Hgt: 6-2 **Wgt:** 190 **Born:** 5-27-84 **College:** Missouri State
Acquired: Signed a 10-day contract on March 21, 2008...signed a second 10-day contract on March 31, 2008...signed for the remainder of the season on April 11, 2008.
Departed: Became an unrestricted free agent on July 1, 2008.

	GP-GS	MIN	FGM	FGA	PCT	FTM	FTA	PCT	REB	AST	PF-DQ	ST	TO	BS	PTS	AVG
2007-08	12-0	177	15	57	.263	30	31	.968	19	19	20-0	6	16	0	70	5.8

3FG: 07-08: 10-34 (.294)

GARY ALEXANDER	NO: 35	POS: Forward
-----------------------	---------------	---------------------

Hgt: 6-7 **Wgt:** 240 **Born:** 11-1-69 **College:** South Florida
Acquired: Signed as a free agent on October 7, 1993.
Departed: Waived on December 6, 1993.

	GP-GS	MIN	FGM	FGA	PCT	FTM	FTA	PCT	REB	AST	PF-DQ	ST	TO	BS	PTS	AVG
1993-94	4-0	12	1	2	.500	0	2	.000	3	1	3-0	0	1	0	2	0.5

3FG: 93-94: 0-0 (.000)

MALIK ALLEN	No: 35	POS: Forward
--------------------	---------------	---------------------

Hgt: 6-10 **Wgt:** 255 **Born:** 6-27-78 **College:** Villanova
Acquired: Signed as a free agent on July 20, 2001...re-signed with the HEAT on September 10, 2003.
Departed: Traded to the Charlotte Bobcats in exchange for Steve Smith on February 24, 2005.

	GP-GS	MIN	FGM	FGA	PCT	FTM	FTA	PCT	REB	AST	PF-DQ	ST	TO	BS	PTS	AVG
2001-02	12-2	161	22	51	.431	8	10	.800	38	5	16-0	3	2	8	52	4.3
2002-03	80-73	2318	335	790	.424	97	121	.802	425	54	234-1	37	128	78	767	9.6
2003-04	45-6	616	83	198	.419	25	33	.758	119	16	81-0	12	27	28	191	4.2
2004-05	14-0	248	35	76	.461	13	14	.929	52	11	29-0	4	11	11	83	5.9
TOTALS	151-81	3343	475	1115	.426	143	178	.803	634	86	360-1	56	168	125	1093	7.2

3FG: 01-02: 0-1 (.000); 02-03: 0-4 (.000); 03-04: 0-0 (.000); 04-05: 0-0 (.000); TOTALS: 0-5 (.000)

PLAYOFFS

	GP-GS	MIN	FGM	FGA	PCT	FTM	FTA	PCT	REB	AST	PF-DQ	ST	TO	BS	PTS	AVG
2003-04	10-0	138	22	49	.449	6	9	.667	30	4	21-0	2	4	9	50	5.0

3FG: 03-04: 0-0 (.000)

RAY ALLEN	NO: 34	POS: Guard
------------------	---------------	-------------------

Hgt: 6-5 **Wgt:** 205 **Born:** 7-20-75 **College:** Connecticut
Acquired: Signed as a free agent on July 11, 2012.
Departed: Became an unrestricted free agent on July 1, 2014.

	GP-GS	MIN	FGM	FGA	PCT	FTM	FTA	PCT	REB	AST	PF-DQ	ST	TO	BS	PTS	AVG
2012-13	79-0	2035	292	651	.449	140	158	.886	217	135	129-0	67	103	15	863	10.9
2013-14	73-9	1936	240	543	.442	105	116	.905	205	143	115-0	54	84	8	701	9.6
TOTALS	152-9	3971	532	1194	.446	245	274	.894	422	278	244-0	121	187	22	1564	10.3

3FG: 12-13: 139-332 (.419); 13-14: 116-309 (.375); TOTALS: 255-641 (.398)

PLAYOFFS

	GP-GS	MIN	FGM	FGA	PCT	FTM	FTA	PCT	REB	AST	PF-DQ	ST	TO	BS	PTS	AVG
2012-13	23-0	573	74	172	.430	47	54	.870	64	29	42-0	12	27	3	234	10.2
2013-14	20-1	527	59	143	.413	34	37	.919	67	32	41-0	14	24	4	185	9.3
TOTALS	43-1	1100	133	315	.422	81	91	.890	131	61	83-0	26	51	7	419	9.7

3FG: 12-13: 39-96 (.406); 13-14: 33-85 (.388); TOTALS: 72-181 (.398)

RAFER ALSTON	NO: 11	POS: Guard
---------------------	---------------	-------------------

Hgt: 6-2 **Wgt:** 177 **Born:** 7-24-76 **College:** Fresno State

Acquired: Signed as a free agent on September 4, 2003.

Departed: Became an unrestricted free agent on July 1, 2004.

Re-Acquired: Signed as a free agent on January 8, 2010.

Departed: Became an unrestricted free agent on July 1, 2010.

	GP-GS	MIN	FGM	FGA	PCT	FTM	FTA	PCT	REB	AST	PF-DQ	ST	TO	BS	PTS	AVG
2003-04	82-28	2581	287	764	.376	103	134	.769	226	372	212-1	114	128	18	838	10.2
2009-10	25-25	655	60	169	.355	15	27	.556	54	72	53-0	23	34	5	165	6.6
TOTALS	107-53	3236	347	933	.372	118	161	.733	280	444	265-1	137	162	23	1003	9.4

3FG: 03-04: 161-434 (.371); 09-10: 30-81 (.370); TOTALS: 191-515 (.371)

PLAYOFFS

	GP-GS	MIN	FGM	FGA	PCT	FTM	FTA	PCT	REB	AST	PF-DQ	ST	TO	BS	PTS	AVG
2003-04	13-0	295	29	91	.319	21	25	.840	29	22	22-0	5	10	1	91	7.0

3FG: 03-04: 12-52 (.231)

CHRIS ANDERSEN	NO: 11	POS: Forward/Center
-----------------------	---------------	----------------------------

Hgt: 6-10 **Wgt:** 245 **Born:** 7-7-78 **College:** Blinn JC

Acquired: Signed a 10-day contract on January 20, 2013...signed a second 10-day contract on January 30, 2013...signed for the remainder of the season on February 8, 2013...re-signed on July 10, 2013...re-signed on July 19, 2014.

	GP-GS	MIN	FGM	FGA	PCT	FTM	FTA	PCT	REB	AST	PF-DQ	ST	TO	BS	PTS	AVG
2012-13	42-0	624	71	123	.577	63	93	.677	172	17	89-0	16	24	44	207	4.9
2013-14	72-0	1396	177	275	.644	120	169	.710	379	19	162-1	32	53	97	477	6.6
2014-15	60-20	1132	120	207	.580	76	114	.667	299	43	88-0	26	40	61	320	5.3
TOTALS	174-20	3152	368	605	.608	259	376	.689	850	79	339-1	74	117	202	1004	5.8

3FG: 12-13: 2-3 (.667); 13-14: 3-12 (.250); 14-15: 4-13 (.308); TOTALS: 9-28 (.321)

PLAYOFFS

	GP-GS	MIN	FGM	FGA	PCT	FTM	FTA	PCT	REB	AST	PF-DQ	ST	TO	BS	PTS	AVG
2012-13	20-0	303	46	57	.807	36	49	.735	76	3	53-0	9	11	22	128	6.4
2013-14	18-0	317	33	57	.579	26	38	.684	107	5	34-0	5	9	18	92	5.1
TOTALS	38-0	620	79	114	.693	62	87	.713	183	8	87-0	14	20	40	220	5.8

3FG: 12-13: 0-0 (.000); 13-14: 0-1 (.000); TOTALS: 0-1 (.000)

DEREK ANDERSON	NO: 5	POS: Guard
-----------------------	--------------	-------------------

Hgt: 6-5 **Wgt:** 195 **Born:** 7-18-74 **College:** Kentucky

Acquired: From Houston in exchange for Gerald Fitch on February 23, 2006.

Departed: Waived on September 12, 2006.

	GP-GS	MIN	FGM	FGA	PCT	FTM	FTA	PCT	REB	AST	PF-DQ	ST	TO	BS	PTS	AVG
2005-06	23-3	465	40	130	.308	32	38	.842	60	48	49-1	8	17	2	133	5.8

3FG: 05-06: 21-67 (.313)

PLAYOFFS

	GP-GS	MIN	FGM	FGA	PCT	FTM	FTA	PCT	REB	AST	PF-DQ	ST	TO	BS	PTS	AVG
2005-06	8-0	66	6	20	.300	7	8	.875	9	5	13-0	2	3	0	24	3.0

3FG: 05-06: 5-14 (.357)

SHANDON ANDERSON **NO: 49** **POS: Guard/Forward****Hgt:** 6-6 **Wgt:** 200 **Born:** 12-31-73 **College:** Georgia**Acquired:** Signed as a free agent on November 14, 2004...re-signed with the HEAT on September 19, 2005.**Departed:** Became an unrestricted free agent on July 1, 2006.

	GP-GS	MIN	FGM	FGA	PCT	FTM	FTA	PCT	REB	AST	PF-DQ	ST	TO	BS	PTS	AVG
2004-05	65-5	1151	98	215	.456	54	66	.818	190	70	136-1	40	49	14	255	3.9
2005-06	48-1	638	54	126	.429	13	18	.722	81	30	75-1	17	24	6	126	2.6
TOTALS	113-6	1789	152	341	.446	67	84	.798	271	100	211-2	57	73	20	381	3.4

3FG: 04-05: 5-28 (.179); 05-06: 5-19 (.263); TOTALS: 10-47 (.213)

PLAYOFFS

	GP-GS	MIN	FGM	FGA	PCT	FTM	FTA	PCT	REB	AST	PF-DQ	ST	TO	BS	PTS	AVG
2004-05	8-0	97	3	12	.250	2	2	1.000	19	8	10-0	5	6	0	8	1.0
2005-06	13-0	90	4	13	.308	4	6	.667	12	4	8-0	0	6	1	13	1.0
TOTALS	21-0	187	7	25	.280	6	8	.750	31	12	18-0	5	12	1	21	1.0

3FG: 04-05: 0-1 (.000); 05-06: 1-3 (.333); TOTALS: 1-4 (.250)

WILLIE ANDERSON **NO: 35** **POS: Guard/Forward****Hgt:** 6-8 **Wgt:** 200 **Born:** 1-8-67 **College:** Georgia**Acquired:** Signed a 10-day contract on January 8, 1997...signed a second 10-day contract on January 18, 1997...signed for the remainder of the season on January 28, 1997.**Departed:** Became an unrestricted free agent on July 1, 1997.

	GP-GS	MIN	FGM	FGA	PCT	FTM	FTA	PCT	REB	AST	PF-DQ	ST	TO	BS	PTS	AVG
1996-97	28-1	303	29	64	.453	17	20	.850	42	34	36-0	14	19	4	83	3.0

3FG: 96-97: 8-19 (.421)

PLAYOFFS

	GP-GS	MIN	FGM	FGA	PCT	FTM	FTA	PCT	REB	AST	PF-DQ	ST	TO	BS	PTS	AVG
1996-97	9-0	120	11	30	.367	9	10	.900	17	5	20-0	4	12	2	33	3.7

3FG: 96-97: 2-8 (.250)

JOEL ANTHONY **NO: 50** **POS: Center****Hgt:** 6-9 **Wgt:** 245 **Born:** 8-9-82 **College:** UNLV**Acquired:** Signed as a free agent on July 3, 2007...re-signed on July 20, 2009...re-signed on July 15, 2010.**Departed:** Traded to Boston on January 15, 2014 along with two future second-round draft picks in a three-team trade that brought Toney Douglas from Golden State to Miami and sent MarShon Brooks and Jordan Crawford from Boston to Golden State.

	GP-GS	MIN	FGM	FGA	PCT	FTM	FTA	PCT	REB	AST	PF-DQ	ST	TO	BS	PTS	AVG
2007-08	24-1	498	28	60	.467	29	49	.592	93	3	55-1	9	17	31	85	3.5
2008-09	65-28	1048	57	118	.483	30	46	.652	197	27	139-0	20	41	93	144	2.2
2009-10	80-16	1322	76	159	.478	66	92	.717	249	12	158-1	20	45	109	218	2.7
2010-11	75-11	1463	53	99	.535	47	73	.644	266	24	194-1	10	36	93	153	2.0
2011-12	64-51	1349	85	152	.559	49	71	.690	250	9	126-0	36	45	84	219	3.4
2012-13	62-3	566	35	68	.515	17	28	.607	115	13	49-0	13	22	42	87	1.4
2013-14	12-0	37	2	6	.333	2	2	1.000	7	0	4-0	0	1	4	6	0.5
TOTALS	382-110	6283	336	662	.508	240	361	.665	1177	88	725-3	108	207	456	912	2.4

3FG: 07-08: 0-0 (.000); 08-09: 0-0 (.000); 09-10: 0-0 (.000); 10-11: 0-0 (.000); 11-12: 0-0 (.000); 12-13: 0-0 (.000); 13-14: 0-0 (.000); TOTALS: 0-0 (.000)

PLAYOFFS

	GP-GS	MIN	FGM	FGA	PCT	FTM	FTA	PCT	REB	AST	PF-DQ	ST	TO	BS	PTS	AVG
2008-09	6-2	88	4	5	.800	2	2	1.000	19	2	9-0	0	1	7	10	1.7
2009-10	5-0	79	5	7	.714	3	4	.750	9	1	9-0	2	1	5	13	2.6
2010-11	21-13	575	18	49	.367	22	31	.710	97	10	54-0	8	13	38	58	2.8
2011-12	17-1	329	17	29	.586	20	25	.800	55	2	41-0	5	8	16	54	3.2
2012-13	14-0	71	3	10	.300	0	0	.000	21	0	13-0	2	3	4	6	0.4
TOTALS	63-16	1142	47	100	.470	47	62	.758	201	15	126-0	17	26	70	141	2.2

3FG: 08-09: 0-0 (.000); 09-10: 0-0 (.000); 10-11: 0-0 (.000); 11-12: 0-0 (.000); 12-13: 0-0 (.000); TOTALS: 0-0 (.000)



CARLOS ARROYO	NO. 8	POS: Guard
----------------------	--------------	-------------------

Hgt: 6-2 **Wgt:** 200 **Born:** 7-30-79 **College:** Florida International
Acquired: Signed as a free agent on October 12, 2009...re-signed on July 22, 2010.
Departed: Waived on March 1, 2011.

	GP-GS	MIN	FGM	FGA	PCT	FTM	FTA	PCT	REB	AST	PF-DQ	ST	TO	BS	PTS	AVG
2009-10	72-35	1585	178	375	.475	76	90	.844	130	225	102-0	36	54	6	439	6.1
2010-11	49-42	995	109	238	.458	28	35	.800	80	100	60-0	14	43	1	274	5.6
TOTALS	121-77	2580	287	613	.468	104	125	.832	210	325	162-0	50	97	7	713	5.9

3FG: 09-10: 7-25 (.280); 10-11: 28-64 (.438); TOTALS: 35-89 (.393)

PLAYOFFS

	GP-GS	MIN	FGM	FGA	PCT	FTM	FTA	PCT	REB	AST	PF-DQ	ST	TO	BS	PTS	AVG
2009-10	5-5	115	12	26	.462	2	2	1.000	9	11	9-0	3	3	0	26	5.2

3FG: 09-10: 0-1 (.000)

KEITH ASKINS	NO: 2	POS: Guard/Forward
---------------------	--------------	---------------------------

Hgt: 6-8 **Wgt:** 224 **Born:** 12-15-67 **College:** Alabama
Acquired: Signed as a free agent on September 7, 1990...re-signed on October 8, 1992...re-signed on October 7, 1993...re-signed on October 6, 1994...re-signed to a multi-year deal on September 21, 1995...re-signed to a multi-year deal on January 22, 1999.
Departed: Waived on November 1, 1999.

	GP-GS	MIN	FGM	FGA	PCT	FTM	FTA	PCT	REB	AST	PF-DQ	ST	TO	BS	PTS	AVG
1990-91	39-1	266	34	81	.420	12	25	.480	68	19	46-0	16	11	13	86	2.2
1991-92	59-4	843	84	205	.410	26	37	.703	142	38	109-0	40	47	15	219	3.7
1992-93	69-1	935	88	213	.413	29	40	.725	198	31	141-2	31	37	29	227	3.3
1993-94	37-0	319	36	88	.409	9	10	.900	82	13	57-0	11	21	1	85	2.3
1994-95	50-5	854	81	207	.391	46	57	.807	198	39	109-0	35	25	17	229	4.6
1995-96	75-14	1897	157	391	.402	45	57	.789	324	121	271-6	48	82	61	458	6.1
1996-97	78-30	1773	138	319	.433	39	58	.672	271	75	196-4	53	59	19	384	4.9
1997-98	46-12	681	39	122	.320	12	19	.632	101	29	107-3	27	26	12	111	2.4
1998-99	33-13	415	20	62	.323	5	8	.625	44	10	58-0	17	13	3	53	1.6
TOTALS	486-80	7983	677	1688	.401	223	311	.717	1428	375	1094-15	278	321	170	1852	3.8

3FG: 90-91: 6-25 (.240); 91-92: 25-73 (.342); 92-93: 22-65 (.338); 93-94: 4-21 (.190); 94-95: 21-78 (.269); 95-96: 99-237 (.418); 96-97: 69-172 (.401); 97-98: 21-74 (.284); 98-99: 8-29 (.276); TOTALS: 275-774 (.355)

PLAYOFFS

	GP-GS	MIN	FGM	FGA	PCT	FTM	FTA	PCT	REB	AST	PF-DQ	ST	TO	BS	PTS	AVG
1991-92	3-0	48	5	11	.455	0	2	.000	9	3	7-0	1	1	0	13	4.3
1993-94	1-0	6	0	1	.000	0	0	.000	1	0	0-0	0	2	0	0	0.0
1995-96	3-0	48	4	11	.364	3	3	1.000	8	2	9-0	1	4	0	13	4.3
1996-97	12-0	146	10	23	.435	4	4	1.000	28	7	26-0	3	3	2	30	2.5
1997-98	4-0	58	2	7	.286	0	0	.000	7	1	9-0	2	1	0	5	1.3
1998-99	4-0	27	0	4	.000	0	0	.000	4	0	5-0	2	0	1	0	0.0
TOTALS	27-0	333	21	57	.368	7	9	.778	57	13	56-0	9	11	3	61	2.3

3FG: 91-92: 3-5 (.600); 93-94: 0-0 (.000); 95-96: 2-6 (.333); 96-97: 6-12 (.500); 97-98: 1-5 (.200); 98-99: 0-3 (.000); TOTALS: 12-31 (.387)



The 2015-16 season will mark Keith Askins' 26th as a member of the HEAT organization.

ISAAC AUSTIN **NO: 8** **POS: Forward****Hgt:** 6-10 **Wgt:** 270 **Born:** 8-18-69 **College:** Arizona State**Acquired:** Signed as a free agent on October 3, 1996.**Departed:** Traded along with Charles Smith and the HEAT's 1998 first-round draft pick to the L.A. Clippers for Brent Barry on February 19, 1998.**Re-Acquired:** Signed as a free agent on September 29, 2003.**Departed:** Waived on October 20, 2003.

	GP-GS	MIN	FGM	FGA	PCT	FTM	FTA	PCT	REB	AST	PF-DQ	ST	TO	BS	PTS	AVG
1996-97	82-17	1881	321	639	.502	150	226	.664	478	161	244-4	45	161	43	792	9.7
1997-98	52-25	1371	252	532	.474	155	228	.680	330	117	162-5	43	117	34	659	12.7
TOTALS	134-42	3252	573	1171	.489	305	454	.672	808	278	406-9	88	278	77	1451	10.8

3FG: 96-97: 0-3 (.000); 97-98: 0-3 (.000); TOTALS: 0-6 (.000)

PLAYOFFS

	GP-GS	MIN	FGM	FGA	PCT	FTM	FTA	PCT	REB	AST	PF-DQ	ST	TO	BS	PTS	AVG
1996-97	15-0	287	36	81	.444	25	31	.806	66	6	35-0	6	22	7	98	6.5
3FG: 96-97: 1-4 (.250)																

MILOS BABIC **NO: 00** **POS: Forward****Hgt:** 7-0 **Wgt:** 248 **Born:** 11-23-68 **College:** Tennessee Tech**Acquired:** Signed as a free agent on November 19, 1991.**Departed:** Waived on December 31, 1991.

	GP-GS	MIN	FGM	FGA	PCT	FTM	FTA	PCT	REB	AST	PF-DQ	ST	TO	BS	PTS	AVG
1991-92	9-0	35	6	13	.462	6	8	.750	11	6	0-0	1	5	0	18	2.0
3FG: 91-92: 0-0 (.000)																

MARCUS BANKS **NO: 5** **POS: Guard****Hgt:** 6-2 **Wgt:** 200 **Born:** 11-19-81 **College:** UNLV**Acquired:** From Phoenix along with Shawn Marion in exchange for Shaquille O'Neal on February 6, 2008.**Departed:** Traded to Toronto along with Shawn Marion in exchange for Jermaine O'Neal, Jamario Moon and a conditional draft pick on February 13, 2009.

	GP-GS	MIN	FGM	FGA	PCT	FTM	FTA	PCT	REB	AST	PF-DQ	ST	TO	BS	PTS	AVG
2007-08	12-2	259	42	82	.512	15	19	.789	25	36	27-0	6	21	5	114	9.5
2008-09	16-0	166	15	39	.385	10	15	.667	15	22	21-0	10	11	2	42	2.6
TOTALS	28-2	425	57	121	.471	25	34	.735	40	58	48-0	16	32	7	156	5.6

3FG: 07-08: 15-37 (.405); 08-09: 2-14 (.143); TOTALS: 17-51 (.333)

EARL BARRON **NO: 30** **POS: Center/Forward****Hgt:** 7-0 **Wgt:** 245 **Born:** 8-14-81 **College:** Memphis**Acquired:** Signed as a free agent on August 8, 2005...re-signed with the HEAT on September 26, 2007.**Departed:** Became an unrestricted free agent on July 1, 2008.

	GP-GS	MIN	FGM	FGA	PCT	FTM	FTA	PCT	REB	AST	PF-DQ	ST	TO	BS	PTS	AVG
2005-06	8-0	45	5	16	.313	3	4	.750	10	0	10-0	0	5	0	13	1.6
2006-07	28-0	203	24	83	.289	17	18	.944	41	5	21-0	6	11	4	65	2.3
2007-08	46-15	889	132	327	.404	61	87	.701	198	29	114-0	19	48	8	326	7.1
TOTALS	82-15	1137	161	426	.378	81	109	.743	249	34	145-0	25	64	12	404	4.9

3FG: 05-06: 0-0 (.000); 06-07: 0-1 (.000); 07-08: 1-13 (.077); TOTALS: 1-14 (.071)

BRENT BARRY **NO: 17** **POS: Guard****Hgt:** 6-6 **Wgt:** 195 **Born:** 12-31-71 **College:** Oregon State**Acquired:** From the L.A. Clippers in exchange for Isaac Austin, Charles Smith and the HEAT's 1998 first-round draft pick on February 19, 1998.**Departed:** Became an unrestricted free agent on July 1, 1998.

	GP-GS	MIN	FGM	FGA	PCT	FTM	FTA	PCT	REB	AST	PF-DQ	ST	TO	BS	PTS	AVG
1997-98	17-0	259	23	62	.371	12	12	1.000	28	21	30-0	14	9	4	70	4.1
3FG: 97-98: 12-34 (.353)																

SHANE BATTIER	NO: 31	POS: Forward
----------------------	---------------	---------------------

Hgt: 6-8 **Wgt:** 220 **Born:** 9-9-78 **College:** Duke

Acquired: Signed as a free agent on December 9, 2011.

Departed: Became an unrestricted free agent on July 1, 2014.

	GP-GS	MIN	FGM	FGA	PCT	FTM	FTA	PCT	REB	AST	PF-DQ	ST	TO	BS	PTS	AVG
2011-12	65-10	1499	113	292	.387	23	37	.622	156	82	105-1	64	37	33	311	4.8
2012-13	72-20	1786	152	362	.420	32	38	.842	165	72	149-1	41	34	55	472	6.6
2013-14	73-56	1468	105	275	.382	15	23	.652	138	63	124-0	50	21	39	298	4.1
TOTALS	210-86	4753	370	929	.398	70	98	.714	459	217	378-2	155	92	127	1081	5.1

3FG: 11-12: 62-183 (.339); 12-13: 136-316 (.430); 13-14: 73-210 (.348); TOTALS: 271-709 (.382)

PLAYOFFS

	GP-GS	MIN	FGM	FGA	PCT	FTM	FTA	PCT	REB	AST	PF-DQ	ST	TO	BS	PTS	AVG
2011-12	23-16	768	53	140	.379	13	16	.813	74	27	69-0	22	16	14	161	7.0
2012-13	22-0	392	27	93	.290	23	28	.821	38	12	49-1	5	5	6	103	4.7
2013-14	16-6	202	12	26	.462	4	5	.800	10	5	23-0	5	5	1	37	2.3
TOTALS	61-22	1362	92	259	.355	40	49	.816	122	44	141-1	32	26	21	301	4.9

3FG: 11-12: 42-110 (.382); 12-13: 26-88 (.295); 13-14: 9-20 (.450); TOTALS: 77-218 (.353)

JEROME BEASLEY	NO: 24	POS: Forward
-----------------------	---------------	---------------------

Hgt: 6-10 **Wgt:** 237 **Born:** 5-17-80 **College:** North Dakota

Acquired: Drafted in the second round (33rd overall) in 2003.

Departed: Waived on January 26, 2005.

	GP-GS	MIN	FGM	FGA	PCT	FTM	FTA	PCT	REB	AST	PF-DQ	ST	TO	BS	PTS	AVG
2003-04	2-0	5	1	3	.333	0	0	.000	1	0	0-0	0	0	0	2	1.0

3FG: 03-04: 0-0 (.000)

MICHAEL BEASLEY	NO. 8/30*	POS: Forward
------------------------	------------------	---------------------

Hgt: 6-9½ **Wgt:** 235 **Born:** 1-9-89 **College:** Kansas State

Acquired: Drafted in the first round (second overall) in 2008.

Departed: Traded to Minnesota in exchange for a pair of second-round draft picks (2011 and 2014) on July 12, 2010.

Re-Acquired: Signed as a free agent on September 11, 2013.

Departed: Became an unrestricted free agent on July 1, 2014.

Re-Acquired: Signed a 10-day contract on February 26, 2015...signed a second 10-day contract on March 8, 2015...signed on March 18, 2015.

Departed: Became an unrestricted free agent on July 1, 2015.

	GP-GS	MIN	FGM	FGA	PCT	FTM	FTA	PCT	REB	AST	PF-DQ	ST	TO	BS	PTS	AVG
2008-09	81-19	2009	452	957	.472	186	241	.772	439	83	184-0	41	121	37	1123	13.9
2009-10	78-78	2328	468	1040	.450	192	240	.800	498	100	221-2	80	131	49	1156	14.8
2013-14	55-2	831	177	355	.499	61	79	.772	172	42	93-1	23	57	21	436	7.9
2014-15	24-1	505	92	212	.434	20	26	.769	89	32	66-2	15	37	13	212	8.8
TOTALS	238-100	5673	1189	2564	.464	459	586	.783	1198	257	564-5	159	346	120	2927	12.3

3FG: 08-09: 33-81 (.407); 09-10: 28-102 (.275); 13-14: 21-54 (.389); 14-15: 8-34 (.235); TOTALS: 90-271 (.332)

PLAYOFFS

	GP-GS	MIN	FGM	FGA	PCT	FTM	FTA	PCT	REB	AST	PF-DQ	ST	TO	BS	PTS	AVG
2008-09	7-0	178	34	88	.386	13	17	.765	51	7	14-0	2	11	7	85	12.1
2009-10	5-5	135	22	49	.449	7	9	.778	29	3	10-0	4	13	0	52	10.4
2013-14	4-0	23	5	10	.500	1	3	.333	4	2	3-0	0	1	1	11	2.8
TOTALS	16-5	336	61	147	.415	21	29	.724	84	12	27-0	6	25	8	148	9.3

3FG: 08-09: 4-13 (.308); 09-10: 1-2 (.500); 13-14: 0-0 (.000); TOTALS: 5-15 (.333)

*Wore No. 30 from 2008-10 and 2014-15

WINSTON BENNETT	NO: 30	POS: Forward
------------------------	---------------	---------------------

Hgt: 6-7 **Wgt:** 220 **Born:** 2-9-69 **College:** Kentucky

Acquired: Signed as a free agent on April 10, 1992.

Departed: Contract expired on April 20, 1992.

	GP-GS	MIN	FGM	FGA	PCT	FTM	FTA	PCT	REB	AST	PF-DQ	ST	TO	BS	PTS	AVG
1991-92	2-0	2	1	2	.500	0	0	.000	1	0	1-0	0	0	0	2	1.0

3FG: 08-09: 33-81 (.407); 09-10: 28-102 (.275); 13-14: 21-54 (.389); 14-15: 8-34 (.235); TOTALS: 90-271 (.332)

TRAVIS BEST	NO: 1	POS: Guard
--------------------	--------------	-------------------

Hgt: 5-11 **Wgt:** 185 **Born:** 7-12-72 **College:** Georgia Tech
Acquired: Signed as a free agent on September 5, 2002.
Departed: Became an unrestricted free agent on July 1, 2003.

	GP-GS	MIN	FGM	FGA	PCT	FTM	FTA	PCT	REB	AST	PF-DQ	ST	TO	BS	PTS	AVG
2002-03	72-52	1807	231	583	.396	105	123	.854	147	255	174-6	44	106	7	603	8.4

3FG: 02-03: 36-109 (.330)

MIKE BIBBY	NO: 0	POS: Guard
-------------------	--------------	-------------------

Hgt: 6-2 **Wgt:** 196 **Born:** 5-13-78 **College:** Arizona
Acquired: Signed as a free agent on March 2, 2011.
Departed: Became an unrestricted free agent on July 1, 2011.

	GP-GS	MIN	FGM	FGA	PCT	FTM	FTA	PCT	REB	AST	PF-DQ	ST	TO	BS	PTS	AVG
2010-11	22-12	582	55	126	.437	10	16	.625	49	55	47-0	11	32	3	160	7.3

3FG: 10-11: 40-88 (.455)

PLAYOFFS

	GP-GS	MIN	FGM	FGA	PCT	FTM	FTA	PCT	REB	AST	PF-DQ	ST	TO	BS	PTS	AVG
2010-11	20-20	415	27	96	.281	2	4	.500	36	23	30-0	11	17	6	73	3.7

3FG: 10-11: 17-66 (.258)

MARK BLOUNT	NO: 15	POS: Center
--------------------	---------------	--------------------

Hgt: 7-0 **Wgt:** 250 **Born:** 11-30-75 **College:** Pittsburgh
Acquired: From Minnesota along with Ricky Davis in exchange for Antoine Walker, Michael Doleac, Wayne Simien and a conditional first-round draft choice on October 24, 2007.
Departed: Traded to Minnesota in exchange for Quentin Richardson on August 13, 2009.

	GP-GS	MIN	FGM	FGA	PCT	FTM	FTA	PCT	REB	AST	PF-DQ	ST	TO	BS	PTS	AVG
2007-08	69-46	1542	238	515	.462	88	138	.638	263	41	133-1	33	70	34	581	8.4
2008-09	20-0	207	30	78	.385	8	13	.615	41	4	17-0	1	14	7	79	4.0
TOTALS	89-46	1749	268	593	.452	96	151	.636	304	45	150-1	34	84	41	660	7.4

3FG: 07-08: 17-44 (.386); 08-09: 11-27 (.407); TOTALS: 28-71 (.394)

MANUTE BOL	NO: 10	POS: Center
-------------------	---------------	--------------------

Hgt: 7-7 **Wgt:** 225 **Born:** 10-16-62 **College:** Bridgeport
Acquired: Signed as a free agent on October 12, 1993.
Departed: Waived on January 25, 1994.

	GP-GS	MIN	FGM	FGA	PCT	FTM	FTA	PCT	REB	AST	PF-DQ	ST	TO	BS	PTS	AVG
1993-94	8-0	61	1	12	.083	0	0	.000	11	0	4-0	0	5	6	2	0.3

3FG: 93-94: 0-3 (.000)



An estimated crowd of 250,000 fans gathered in downtown Miami on June 23, 2006 to celebrate the HEAT's first NBA Championship.

CHRIS BOSH**NO:** 1**POS:** Forward**Hgt:** 6-11**Wgt:** 235**Born:** 3-24-84**College:** Georgia Tech**Acquired:** From Toronto in exchange for a pair of first-round draft picks on July 9, 2010...re-signed on July 30, 2014.

	GP-GS	MIN	FGM	FGA	PCT	FTM	FTA	PCT	REB	AST	PF-DQ	ST	TO	BS	PTS	AVG
2010-11	77-77	2795	524	1056	.496	384	471	.815	641	144	172-0	59	138	49	1438	18.7
2011-12	57-57	2007	393	807	.487	229	279	.821	452	103	128-0	51	117	45	1025	18.0
2012-13	74-74	2454	485	907	.535	241	302	.798	501	123	168-0	66	128	101	1232	16.6
2013-14	79-79	2531	492	953	.516	223	272	.820	522	87	192-1	80	125	78	1281	16.2
2014-15	44-44	1556	343	745	.460	179	232	.772	310	95	69-0	41	95	25	928	21.1
TOTALS	331-331	11343	2237	4468	.501	1256	1556	.807	2426	552	729-1	297	603	298	5904	17.8

3FG: 10-11: 6-25 (.240); 11-12: 10-35 (.286); 12-13: 21-74 (.284); 13-14: 74-218 (.339); 14-15: 63-168 (.375);

TOTALS: 174-520 (.335)

PLAYOFFS

	GP-GS	MIN	FGM	FGA	PCT	FTM	FTA	PCT	REB	AST	PF-DQ	ST	TO	BS	PTS	AVG
2010-11	21-21	834	138	291	.474	114	140	.814	178	23	48-0	14	40	19	390	18.6
2011-12	14-10	439	73	148	.493	43	52	.827	109	8	20-0	6	20	14	196	14.0
2012-13	23-23	751	110	240	.458	44	60	.733	167	34	67-0	23	27	36	279	12.1
2013-14	20-20	686	116	229	.507	36	48	.750	112	21	51-0	17	14	20	298	14.9
TOTALS	78-74	2710	437	908	.481	237	300	.790	566	86	186-0	70	101	89	1163	14.9

3FG: 10-11: 0-4 (.000); 11-12: 7-13 (.538); 12-13: 15-37 (.405); 13-14: 30-74 (.405); TOTALS: 52-128 (.406)

BRUCE BOWEN**NO:** 12/3***POS:** Guard/Forward**Hgt:** 6-7**Wgt:** 200**Born:** 6-14-71**College:** Cal State Fullerton**Acquired:** Signed a 10-day contract on March 15, 1997...signed for the remainder of the season on March 25, 1997.**Departed:** Became an unrestricted free agent on July 1, 1997.**Re-Acquired:** Claimed off waivers on February 23, 2000...re-signed on August 1, 2000.**Departed:** Became an unrestricted free agent on July 1, 2001.

	GP-GS	MIN	FGM	FGA	PCT	FTM	FTA	PCT	REB	AST	PF-DQ	ST	TO	BS	PTS	AVG
1996-97	1-0	1	0	0	.000	0	0	.000	0	0	0-0	0	0	1	0	0.0
1999-00	27-2	567	46	121	.380	19	31	.613	60	18	81-0	14	14	10	137	5.1
2000-01	82-72	2685	211	581	.363	98	161	.609	245	132	269-8	83	74	53	623	7.6
TOTALS	110-74	3253	257	702	.366	117	192	.609	305	150	350-8	97	88	64	760	6.9

3FG: 96-97: 0-0 (.000); 99-00: 26-56 (.464); 00-01: 103-307 (.336); TOTALS: 129-363 (.355)

PLAYOFFS

	GP-GS	MIN	FGM	FGA	PCT	FTM	FTA	PCT	REB	AST	PF-DQ	ST	TO	BS	PTS	AVG
1999-00	10-0	157	10	27	.370	10	16	.625	10	8	27-1	7	6	4	35	3.5
2000-01	3-3	58	5	16	.313	0	0	.000	2	2	8-0	2	2	2	12	4.0
TOTALS	13-3	215	15	43	.349	10	16	.625	12	10	35-1	9	8	6	47	3.6

3FG: 99-00: 5-22 (.227); 00-01: 2-8 (.250); TOTALS: 7-30 (.233)

*Wore No. 3 in 1996-97

ERNEST BROWN**NO:** 52**POS:** Center**Hgt:** 7-0**Wgt:** 244**Born:** 5-17-79**College:** Indian Hills JC**Acquired:** Drafted in the second round (52nd overall) in 2000.**Departed:** Waived on October 24, 2002.

	GP-GS	MIN	FGM	FGA	PCT	FTM	FTA	PCT	REB	AST	PF-DQ	ST	TO	BS	PTS	AVG
2001-02	3-0	21	1	6	.167	1	4	.250	6	0	4-0	0	3	1	3	1.0

3FG: 01-02: 0-0 (.000)

P.J. BROWN	NO: 42	POS: Forward
-------------------	---------------	---------------------

Hgt: 6-11 **Wgt:** 240 **Born:** 10-14-69 **College:** Louisiana Tech
Acquired: Signed as a free agent on July 18, 1996.
Departed: Traded along with Jamal Mashburn, Otis Thorpe, Rodney Buford and Tim James to Charlotte for Eddie Jones, Anthony Mason, Ricky Davis and Dale Ellis on August 1, 2000.

	GP-GS	MIN	FGM	FGA	PCT	FTM	FTA	PCT	REB	AST	PF-DQ	ST	TO	BS	PTS	AVG
1996-97	80-71	2592	300	656	.457	161	220	.732	670	92	283-7	85	113	98	761	9.5
1997-98	74-74	2362	278	590	.471	151	197	.767	635	103	264-9	66	97	98	707	9.6
1998-99	50-50	1611	229	477	.480	113	146	.774	346	66	166-2	46	69	48	571	11.4
1999-00	80-80	2302	322	671	.480	120	159	.755	600	145	264-4	65	100	61	764	9.6
TOTALS	284-275	8867	1129	2394	.472	545	722	.755	2251	406	977-22	262	379	305	2803	9.9

3FG: 96-97: 0-2 (.000); 97-98: 0-0 (.000); 98-99: 0-0 (.000); 99-00: 0-1 (.000); TOTALS: 0-3 (.000)

PLAYOFFS

	GP-GS	MIN	FGM	FGA	PCT	FTM	FTA	PCT	REB	AST	PF-DQ	ST	TO	BS	PTS	AVG
1996-97	15-15	451	42	103	.408	38	53	.717	129	10	40-0	9	16	20	122	8.1
1997-98	5-5	190	19	37	.514	8	22	.364	44	4	22-1	7	6	3	46	9.2
1998-99	5-5	144	21	45	.467	9	10	.900	31	5	17-0	2	3	2	51	10.2
1999-00	10-10	308	35	82	.427	5	6	.833	82	11	42-3	8	11	4	75	7.5
TOTALS	35-35	1093	117	267	.438	60	91	.659	286	30	121-4	26	36	29	294	8.4

3FG: 96-97: 0-0 (.000); 97-98: 0-0 (.000); 98-99: 0-1 (.000); 99-00: 0-0 (.000); TOTALS: 0-1 (.000)

SHANNON BROWN	NO: 26	POS: Guard
----------------------	---------------	-------------------

Hgt: 6-3 **Wgt:** 215 **Born:** 11-29-85 **College:** Michigan State
Acquired: Signed as a free agent on August 27, 2014.
Departed: Waived on November 24, 2014.

	GP-GS	MIN	FGM	FGA	PCT	FTM	FTA	PCT	REB	AST	PF-DQ	ST	TO	BS	PTS	AVG
2014-15	5-2	89	7	19	.368	3	4	.750	1	3	8-0	4	4	0	20	4.0

3FG: 14-15: 3-7 (.429)

RODNEY BUFORD	NO: 32	POS: Guard/Forward
----------------------	---------------	---------------------------

Hgt: 6-5 **Wgt:** 195 **Born:** 11-2-77 **College:** Creighton
Acquired: Drafted in the second round (53rd overall) in 1999.
Departed: Traded along with P.J. Brown, Jamal Mashburn, Otis Thorpe and Tim James to Charlotte for Eddie Jones, Anthony Mason, Ricky Davis and Dale Ellis on August 1, 2000.
Re-Acquired: Signed as a free agent on September 24, 2001.
Departed: Waived on October 25, 2001.

	GP-GS	MIN	FGM	FGA	PCT	FTM	FTA	PCT	REB	AST	PF-DQ	ST	TO	BS	PTS	AVG
1999-00	34-0	386	62	151	.411	16	22	.727	48	21	44-0	10	9	8	147	4.3

3FG: 99-00: 7-29 (.241)

PLAYOFFS

	GP-GS	MIN	FGM	FGA	PCT	FTM	FTA	PCT	REB	AST	PF-DQ	ST	TO	BS	PTS	AVG
1999-00	1-0	16	4	8	.500	2	2	1.000	1	1	3-0	0	0	0	11	11.0

3FG: 99-00: 1-2 (.500)



P.J. Brown played four seasons for the HEAT from 1996-2000 and still ranks among the franchise's all-time rebound leaders.

WILLIE BURTON	NO: 34	POS: Guard/Forward
----------------------	---------------	---------------------------

Hgt: 6-8 **Wgt:** 219 **Born:** 5-26-68 **College:** Minnesota
Acquired: Drafted in the first round (9th overall) in 1990.
Departed: Waived on November 3, 1994.

	GP-GS	MIN	FGM	FGA	PCT	FTM	FTA	PCT	REB	AST	PF-DQ	ST	TO	BS	PTS	AVG
1990-91	76-26	1928	341	773	.441	229	293	.782	262	107	275-6	72	144	24	915	12.0
1991-92	68-50	1585	280	622	.450	196	245	.800	244	123	186-2	46	119	37	762	11.2
1992-93	26-8	451	54	141	.383	91	127	.717	70	16	58-0	13	50	16	204	7.8
1993-94	53-1	97	124	283	.438	120	158	.759	136	39	96-0	18	54	20	371	7.0
TOTALS	223-85	4661	799	1819	.439	636	823	.773	712	285	615-8	149	367	97	2252	10.1

3FG: 90-91: 4-30 (.133); 91-92: 6-15 (.400); 92-93: 5-15 (.333); 93-94: 3-15 (.200); TOTALS: 18-75 (.240)

PLAYOFFS

	GP-GS	MIN	FGM	FGA	PCT	FTM	FTA	PCT	REB	AST	PF-DQ	ST	TO	BS	PTS	AVG
1993-94	2-0	11	1	4	.250	0	2	.000	0	0	3-0	0	1	0	2	1.0

3FG: 93-94: 0-2 (.000)

CARON BUTLER	NO: 4	POS: Forward
---------------------	--------------	---------------------

Hgt: 6-7 **Wgt:** 217 **Born:** 3-13-80 **College:** Connecticut
Acquired: Drafted in the first round (10th overall) in 2002.
Departed: Traded to the L.A. Lakers with Brian Grant, Lamar Odom and a future first-round pick in exchange for Shaquille O'Neal on July 14, 2004.

	GP-GS	MIN	FGM	FGA	PCT	FTM	FTA	PCT	REB	AST	PF-DQ	ST	TO	BS	PTS	AVG
2002-03	78-78	2858	429	1032	.416	309	375	.824	397	213	230-3	137	192	31	1201	15.4
2003-04	68-56	2030	240	631	.380	133	176	.756	326	126	162-0	75	91	13	623	9.2
TOTALS	146-134	4888	669	1663	.402	442	551	.802	723	339	392-3	212	283	44	1824	12.5

3FG: 02-03: 34-107 (.318); 03-04: 10-42 (.238); TOTALS: 44-149 (.295)

PLAYOFFS

	GP-GS	MIN	FGM	FGA	PCT	FTM	FTA	PCT	REB	AST	PF-DQ	ST	TO	BS	PTS	AVG
2003-04	13-13	511	59	153	.386	47	57	.825	110	31	45-0	28	23	7	167	12.8

3FG: 03-04: 2-11 (.182)

RASUAL BUTLER	NO: 45	POS: Forward
----------------------	---------------	---------------------

Hgt: 6-7 **Wgt:** 205 **Born:** 5-23-79 **College:** La Salle
Acquired: Drafted in the second round (53rd overall) in 2002...re-signed on July 28, 2004.
Departed: Traded to New Orleans on August 2, 2005 with Kirk Snyder in a five-team trade that brought Antoine Walker, James Posey, Jason Williams, Andre Emmett and the draft rights to Roberto Duenas to Miami; Curtis Borchardt, Qyntel Woods, the draft rights to Albert Miralles and a pair of second-round draft picks to Boston; Eddie Jones and Raul Lopez to Memphis and Greg Ostertag to Utah.

	GP-GS	MIN	FGM	FGA	PCT	FTM	FTA	PCT	REB	AST	PF-DQ	ST	TO	BS	PTS	AVG
2002-03	72-28	1514	207	572	.362	76	104	.731	186	93	105-0	21	77	43	540	7.5
2003-04	45-0	675	119	250	.476	16	21	.762	61	23	72-0	10	28	13	304	6.8
2004-05	65-15	1203	163	409	.399	37	48	.771	151	62	104-0	18	37	29	420	6.5
TOTALS	182-43	3392	489	1231	.397	129	173	.746	398	178	281-0	49	142	85	1264	6.9

3FG: 02-03: 50-171 (.292); 03-04: 50-108 (.463); 04-05: 57-153 (.373); TOTALS: 157-432 (.363)

PLAYOFFS

	GP-GS	MIN	FGM	FGA	PCT	FTM	FTA	PCT	REB	AST	PF-DQ	ST	TO	BS	PTS	AVG
2003-04	10-0	58	9	22	.409	0	0	.000	11	2	12-0	1	1	0	21	2.1
2004-05	12-1	182	22	59	.373	1	3	.333	18	7	21-0	1	2	1	56	4.7
TOTALS	22-1	240	31	81	.383	1	3	.333	29	9	33-0	2	3	1	77	3.5

3FG: 03-04: 3-9 (.333); 04-05: 11-30 (.367); TOTALS: 14-39 (.359)

ANTHONY CARTER
NO: 25

POS: Guard

Hgt: 6-2

Wgt: 185

Born: 6-16-75

College: Hawaii

Acquired: Signed as a free agent on August 6, 1999...re-signed on August 1, 2000...re-signed on July 19, 2001.

Departed: Became an unrestricted free agent on July 1, 2003.

	GP-GS	MIN	FGM	FGA	PCT	FTM	FTA	PCT	REB	AST	PF-DQ	ST	TO	BS	PTS	AVG
1999-00	79-30	1859	201	509	.395	93	124	.750	199	378	167-0	93	173	5	498	6.3
2000-01	72-6	1630	195	480	.406	65	103	.631	180	268	154-1	73	119	10	461	6.4
2001-02	46-18	1050	89	260	.342	19	36	.528	117	214	85-2	50	72	3	198	4.3
2002-03	49-26	912	83	233	.356	33	50	.660	83	203	70-0	45	81	5	199	4.1
TOTALS	246-80	5451	568	1482	.383	210	313	.671	579	1063	476-3	261	445	23	1356	5.5

3FG: 99-00: 3-23 (.130); 00-01: 6-40 (.150); 01-02: 1-19 (.053); 02-03: 0-8 (.000); TOTALS: 10-90 (.111)

PLAYOFFS

	GP-GS	MIN	FGM	FGA	PCT	FTM	FTA	PCT	REB	AST	PF-DQ	ST	TO	BS	PTS	AVG
1999-00	10-3	275	32	77	.416	12	16	.750	40	56	23-0	12	24	2	77	7.7
2000-01	3-1	69	9	19	.474	0	0	.000	6	11	9-0	2	10	1	18	6.0
TOTALS	13-4	344	41	96	.427	12	16	.750	46	67	32-0	14	34	3	95	7.3

3FG: 99-00: 1-6 (.167); 00-01: 0-1 (.000); TOTALS: 1-7 (.143)

DUANE CAUSWELL
NO: 4/31*

POS: Center

Hgt: 7-0

Wgt: 240

Born: 5-31-68

College: Temple

Acquired: From Sacramento for center Matt Fish, guard Gary Grant, and a 1999 second-round draft pick on August 2, 1997...re-signed by HEAT on September 14, 2000.

Departed: Became an unrestricted free agent on July 1, 2001.

	GP-GS	MIN	FGM	FGA	PCT	FTM	FTA	PCT	REB	AST	PF-DQ	ST	TO	BS	PTS	AVG
1997-98	37-2	363	37	89	.416	15	26	.577	99	5	73-0	7	18	27	89	2.4
1998-99	19-1	137	20	35	.571	4	12	.333	35	2	32-1	0	18	11	44	2.3
1999-00	25-2	185	20	37	.541	26	38	.684	47	2	42-0	2	10	16	66	2.6
2000-01	31-14	384	32	85	.376	12	25	.480	83	5	67-0	8	23	18	76	2.5
TOTALS	112-19	1069	109	246	.443	57	101	.564	264	13	214-1	17	69	72	275	2.5

3FG: 97-98: 0-0 (.000); 98-99: 0-0 (.000); 99-00: 0-0 (.000); 00-01: 0-0 (.000); TOTALS: 0-0 (.000)

PLAYOFFS

	GP-GS	MIN	FGM	FGA	PCT	FTM	FTA	PCT	REB	AST	PF-DQ	ST	TO	BS	PTS	AVG
1997-98	1-1	5	0	0	.000	0	0	.000	2	0	0-0	0	1	0	0	0.0
1998-99	4-0	20	1	2	.500	4	6	.667	2	1	2-0	1	0	0	6	1.5
1999-00	0-0	0	0	0	.000	0	0	.000	0	0	0-0	0	0	0	0	0.0
2000-01	1-0	5	0	1	.000	0	0	.000	3	0	1-0	0	0	0	0	0.0
TOTALS	6-1	30	1	3	.333	4	6	.667	7	1	3-0	1	1	0	6	1.0

3FG: 97-98: 0-0 (.000); 98-99: 0-0 (.000); 99-00: 0-0 (.000); 00-01: 0-0 (.000); TOTALS: 0-0 (.000)

*Wore No. 31 in 1997-98

CEDRIC CEBALLOS
NO: 23

POS: Forward

Hgt: 6-7

Wgt: 220

Born: 8-2-69

College: Cal State Fullerton

Acquired: From Detroit for a conditional second-round draft pick on November 26, 2000.

Departed: Became an unrestricted free agent on July 1, 2001.

	GP-GS	MIN	FGM	FGA	PCT	FTM	FTA	PCT	REB	AST	PF-DQ	ST	TO	BS	PTS	AVG
2000-01	27-0	393	73	158	.462	29	33	.879	80	13	42-0	10	23	4	186	6.9

3FG: 00-01: 11-33 (.333)

PLAYOFFS

	GP-GS	MIN	FGM	FGA	PCT	FTM	FTA	PCT	REB	AST	PF-DQ	ST	TO	BS	PTS	AVG
2000-01	3-0	15	2	7	.286	1	2	.500	6	1	3-0	0	1	0	5	1.7

3FG: 00-01: 0-0 (.000)

MARIO CHALMERS**NO.** 15/6***POS:** Guard**Hgt:** 6-2**Wgt:** 190**Born:** 5-19-86**College:** Kansas

Acquired: From Minnesota in exchange for two second-round draft picks and cash considerations on June 26, 2008...re-signed on December 9, 2011...re-signed on July 14, 2014.

	GP-GS	MIN	FGM	FGA	PCT	FTM	FTA	PCT	REB	AST	PF-DQ	ST	TO	BS	PTS	AVG
2008-09	82-82	2626	278	662	.420	148	193	.767	228	403	240-6	160	165	8	818	10.0
2009-10	73-22	1807	182	454	.401	82	110	.745	135	246	175-1	91	123	12	521	7.1
2010-11	70-28	1579	155	388	.399	54	62	.871	146	177	158-1	76	91	7	447	6.4
2011-12	64-64	1825	223	498	.448	80	101	.792	171	222	166-0	97	142	11	627	9.8
2012-13	77-77	2068	227	529	.429	89	112	.795	171	273	196-2	118	119	12	666	8.6
2013-14	73-73	2178	254	560	.454	121	163	.742	214	357	210-0	119	162	16	716	9.8
2014-15	80-37	2368	267	663	.403	206	266	.774	206	307	251-2	122	173	10	813	10.2
TOTALS	519-383	14451	1586	3754	.422	780	1007	.775	1271	1985	1396-12	783	975	76	4608	8.9

3FG: 08-09: 114-311 (.367); 09-10: 75-236 (.318); 10-11: 83-231 (.359); 11-12: 101-260 (.388); 12-13: 123-301 (.409); 13-14: 87-226 (.385); 14-15: 73-248 (.294); TOTALS: 656-1813 (.362)

PLAYOFFS

	GP-GS	MIN	FGM	FGA	PCT	FTM	FTA	PCT	REB	AST	PF-DQ	ST	TO	BS	PTS	AVG
2008-09	7-7	231	20	50	.400	5	7	.714	19	31	21-0	20	17	1	51	7.3
2009-10	5-0	131	18	40	.450	11	13	.846	9	13	18-1	3	12	0	54	10.8
2010-11	21-1	511	54	124	.435	23	32	.719	40	44	48-0	27	28	1	163	7.8
2011-12	23-23	819	92	208	.442	43	60	.717	84	90	69-0	28	42	6	260	11.3
2012-13	23-23	650	76	183	.415	40	53	.755	53	71	70-0	21	38	1	216	9.4
2013-14	20-19	535	47	111	.423	19	25	.760	46	72	48-0	19	30	6	128	6.4
TOTALS	99-73	2877	307	716	.429	141	190	.742	251	321	274-1	118	167	15	872	8.8

3FG: 08-09: 6-21 (.286); 09-10: 7-20 (.350); 10-11: 32-84 (.381); 11-12: 33-92 (.359); 12-13: 24-68 (.353); 13-14: 15-43 (.349); TOTALS: 117-328 (.357)

*Wore No. 6 from 2008-10

REX CHAPMAN**NO:** 7**POS:** Guard**Hgt:** 6-4**Wgt:** 188**Born:** 10-5-67**College:** Kentucky

Acquired: From Washington along with the rights to Terrence Rencher in exchange for the rights to Jeff Webster and Ed Stokes on June 28, 1995.

Departed: Rights renounced on July 17, 1996.

	GP-GS	MIN	FGM	FGA	PCT	FTM	FTA	PCT	REB	AST	PF-DQ	ST	TO	BS	PTS	AVG
1995-96	56-50	1865	289	679	.426	83	113	.735	145	166	117-0	45	79	10	786	14.0
3FG: 95-96: 125-337 (.371)																

PLAYOFFS

	GP-GS	MIN	FGM	FGA	PCT	FTM	FTA	PCT	REB	AST	PF-DQ	ST	TO	BS	PTS	AVG
1995-96	3-3	88	12	28	.429	0	0	.000	6	5	6-0	3	1	0	27	9.0

3FG: 95-96: 3-13 (.231)



Mario Chalmers was the starting point guard on both the 2012 and 2013 NBA Championship teams for the HEAT.

NORRIS COLE **NO:** 30 **POS:** Guard

Hgt: 6-2 **Wgt:** 175 **Born:** 10-13-88 **College:** Cleveland State
Acquired: From Minnesota in exchange for the draft rights to Bogan Bogdanovic, a future 2014 second-round draft pick and cash considerations on June 23, 2011.
Departed: Traded to New Orleans on February 19, 2015 along with Justin Hamilton and Shawne Williams in a three-team trade that brought Goran Dragic and Zoran Dragic to the HEAT and sent Danny Granger, John Salmons and two future first-round draft picks from Miami to Phoenix.

	GP-GS	MIN	FGM	FGA	PCT	FTM	FTA	PCT	REB	AST	PF-DQ	ST	TO	BS	PTS	AVG
2011-12	65-2	1260	177	450	.393	66	85	.776	91	133	124-0	44	105	2	441	6.8
2012-13	80-4	1590	179	425	.421	52	80	.650	130	164	155-0	57	104	7	445	5.6
2013-14	82-6	2014	207	500	.414	53	68	.779	160	248	156-0	77	127	5	527	6.4
2014-15	47-23	1148	118	306	.386	32	46	.696	108	165	75-0	42	58	8	295	6.3
TOTALS	274-35	6012	681	1681	.405	203	279	.728	489	710	510-0	220	394	22	1708	6.2

3FG: 11-12: 21-76 (.276); 12-13: 35-98 (.357); 13-14: 60-174 (.345); 14-15: 27-102 (.265); TOTALS: 143-450 (.318)

PLAYOFFS

	GP-GS	MIN	FGM	FGA	PCT	FTM	FTA	PCT	REB	AST	PF-DQ	ST	TO	BS	PTS	AVG
2011-12	19-0	170	12	37	.324	7	9	.778	10	12	24-0	7	5	0	34	1.8
2012-13	21-0	418	49	102	.480	14	19	.737	39	42	40-0	15	23	2	129	6.1
2013-14	20-0	404	32	78	.410	13	15	.867	22	36	34-0	9	19	1	92	4.6
TOTALS	60-0	992	93	217	.429	34	43	.791	71	90	98-0	31	47	3	255	4.3

3FG: 11-12: 3-12 (.250); 12-13: 17-32 (.531); 13-14: 15-40 (.375); TOTALS: 35-84 (.417)

BIMBO COLES **NO:** 12 **POS:** Guard

Hgt: 6-2 **Wgt:** 186 **Born:** 4-22-68 **College:** Virginia Tech
Acquired: From Sacramento in exchange for Rory Sparrow on June 27, 1990.
Departed: Traded to Golden State along with Kevin Willis in exchange for Tim Hardaway and Chris Gatling on February 22, 1996.
Re-Acquired: Signed as a free agent on September 23, 2003.
Departed: Became an unrestricted free agent on July 1, 2004.

	GP-GS	MIN	FGM	FGA	PCT	FTM	FTA	PCT	REB	AST	PF-DQ	ST	TO	BS	PTS	AVG
1990-91	82-9	1355	162	393	.412	71	95	.747	153	232	149-0	65	98	12	401	4.9
1991-92	81-28	1976	295	649	.455	216	262	.824	189	366	151-3	73	167	13	816	10.1
1992-93	81-37	2232	318	686	.464	177	220	.805	166	373	199-4	80	108	11	855	10.6
1993-94	76-4	1726	233	519	.449	102	131	.779	159	263	132-0	75	107	12	588	7.7
1994-95	68-65	2207	261	607	.430	141	174	.810	191	416	185-1	99	156	13	679	10.0
1995-96	52-52	1882	231	559	.413	139	173	.803	201	296	175-3	63	123	12	664	12.8
2003-04	22-1	170	12	34	.353	4	6	.667	10	15	27-0	3	9	0	28	1.3
TOTALS	462-196	11548	1512	3447	.439	850	1061	.801	1069	1961	1018-11	458	768	73	4031	8.7

3FG: 90-91: 6-34 (.176); 91-92: 10-52 (.192); 92-93: 42-137 (.307); 93-94: 20-99 (.202); 94-95: 16-76 (.211); 95-96: 88-254 (.346); 03-04: 0-0 (.000); TOTALS: 157-570 (.275)

PLAYOFFS

	GP-GS	MIN	FGM	FGA	PCT	FTM	FTA	PCT	REB	AST	PF-DQ	ST	TO	BS	PTS	AVG
1991-92	3-0	45	7	10	.700	8	10	.800	7	6	5-0	3	5	0	23	7.7
1993-94	5-0	140	25	47	.532	18	23	.783	14	17	15-0	7	11	1	69	13.8
TOTALS	8-0	185	32	57	.561	26	33	.788	21	23	20-0	10	16	1	92	11.5

3FG: 91-92: 1-1 (1.000); 93-94: 1-4 (.250); TOTALS: 2-5 (.400)



Norris Cole was a member of Miami's 2012 and 2013 NBA Championship teams.

MARTY CONLON	NO: 40	POS: Center
---------------------	---------------	--------------------

Hgt: 6-11 **Wgt:** 235 **Born:** 1-19-68 **College:** Providence
Acquired: Signed for the remainder of the season on February 20, 1998...re-signed on January 22, 1999.
Departed: Became an unrestricted free agent on July 1, 1999.

	GP-GS	MIN	FGM	FGA	PCT	FTM	FTA	PCT	REB	AST	PF-DQ	ST	TO	BS	PTS	AVG
1997-98	18-0	209	28	62	.452	32	44	.727	46	12	27-0	9	11	5	88	4.9
1998-99	7-0	35	3	13	.231	2	2	1.000	5	1	6-0	0	3	1	8	1.1
TOTALS	25-0	244	31	75	.413	34	46	.739	51	13	33-0	9	14	6	96	3.8

3FG: 97-98: 0-0 (.000); 98-99: 0-0 (.000); TOTALS: 0-0 (.000)

PLAYOFFS

	GP-GS	MIN	FGM	FGA	PCT	FTM	FTA	PCT	REB	AST	PF-DQ	ST	TO	BS	PTS	AVG
1997-98	3-0	46	3	7	.429	1	2	.500	4	3	7-0	1	6	1	7	2.3

3FG: 97-98: 0-0 (.000)

DAEQUAN COOK	NO: 14	POS: Guard
---------------------	---------------	-------------------

Hgt: 6-5 **Wgt:** 210 **Born:** 4-28-87 **College:** Ohio State
Acquired: From Philadelphia along with a 2009 second-round draft choice and cash considerations in exchange for the draft rights to Jason Smith on June 28, 2007.
Departed: Traded along with the HEAT's 2010 first-round draft pick to Oklahoma City in exchange for a second-round draft pick in the 2010 NBA Draft on June 23, 2010.

	GP-GS	MIN	FGM	FGA	PCT	FTM	FTA	PCT	REB	AST	PF-DQ	ST	TO	BS	PTS	AVG
2007-08	59-19	1441	196	514	.381	47	57	.825	177	75	157-4	23	63	9	518	8.8
2008-09	75-4	1833	242	645	.375	49	56	.875	189	71	125-1	39	42	10	686	9.1
2009-10	45-3	691	81	253	.320	21	25	.840	82	43	50-0	14	24	10	223	5.0
TOTALS	179-26	3965	519	1412	.368	117	138	.848	448	189	332-5	76	129	29	1427	8.0

3FG: 07-08: 79-238 (.332); 08-09: 153-395 (.387); 09-10: 40-126 (.317); TOTALS: 272-759 (.358)

PLAYOFFS

	GP-GS	MIN	FGM	FGA	PCT	FTM	FTA	PCT	REB	AST	PF-DQ	ST	TO	BS	PTS	AVG
2008-09	7-0	161	13	42	.310	2	2	1.000	17	4	18-0	2	6	0	37	5.3

3FG: 08-09: 9-30 (.300)

TYRONE CORBIN	NO: 23	POS: Forward
----------------------	---------------	---------------------

Hgt: 6-6 **Wgt:** 225 **Born:** 12-31-62 **College:** DePaul
Acquired: From Sacramento with Walt Williams in exchange for Billy Owens and Kevin Gamble on February 22, 1996.
Departed: Rights renounced on July 17, 1996.

	GP-GS	MIN	FGM	FGA	PCT	FTM	FTA	PCT	REB	AST	PF-DQ	ST	TO	BS	PTS	AVG
1995-96	22-0	354	38	92	.413	23	28	.821	65	23	51-0	16	17	3	101	4.6

3FG: 95-96: 2-6 (.333)

PLAYOFFS

	GP-GS	MIN	FGM	FGA	PCT	FTM	FTA	PCT	REB	AST	PF-DQ	ST	TO	BS	PTS	AVG
1995-96	2-0	34	1	5	.200	3	4	.750	7	1	3-0	2	1	0	5	2.5

3FG: 95-96: 0-0 (.000)

JOHN CROTTY	NO: 11	POS: Guard
--------------------	---------------	-------------------

Hgt: 6-1 **Wgt:** 185 **Born:** 7-15-69 **College:** Virginia
Acquired: Signed a 10-day contract on January 6, 1997...signed a second 10-day contract on January 16, 1997...signed for remainder of season on January 25, 1997.
Departed: Became an unrestricted free agent on July 1, 1997.

	GP-GS	MIN	FGM	FGA	PCT	FTM	FTA	PCT	REB	AST	PF-DQ	ST	TO	BS	PTS	AVG
1996-97	48-0	659	79	154	.513	54	64	.844	47	102	79-0	18	42	0	232	4.8

3FG: 96-97: 20-49 (.408)

PLAYOFFS

	GP-GS	MIN	FGM	FGA	PCT	FTM	FTA	PCT	REB	AST	PF-DQ	ST	TO	BS	PTS	AVG
1996-97	15-0	125	13	33	.394	6	7	.857	11	11	15-0	4	14	0	37	2.5

3FG: 96-97: 5-12 (.417)

PAT CUMMINGS	NO: 42	POS: Forward/Center
---------------------	---------------	----------------------------

Hgt: 6-9 **Wgt:** 250 **Born:** 7-11-56 **College:** Cincinnati
Acquired: Signed as a free agent on August 29, 1988.
Departed: Waived on March 1, 1990.

	GP-GS	MIN	FGM	FGA	PCT	FTM	FTA	PCT	REB	AST	PF-DQ	ST	TO	BS	PTS	AVG
1988-89	53-28	1096	197	394	.500	72	97	.742	281	47	160-3	29	111	18	466	8.8
1989-90	37-1	391	77	159	.484	21	37	.568	93	13	60-1	12	32	4	175	4.7
TOTALS	90-29	1487	274	553	.495	93	134	.694	374	60	220-4	41	143	22	641	5.8

3FG: 88-89: 0-2 (.000); 89-90: 0-0 (.000); TOTALS: 0-2 (.000)

EDDY CURRY	NO: 34	POS: Center
-------------------	---------------	--------------------

Hgt: 7-0 **Wgt:** 295 **Born:** 12-5-82 **High School:** Thornwood (IL)
Acquired: Signed as a free agent on December 10, 2011.
Departed: Became an unrestricted free agent on July 1, 2012.

	GP-GS	MIN	FGM	FGA	PCT	FTM	FTA	PCT	REB	AST	PF-DQ	ST	TO	BS	PTS	AVG
2011-12	14-1	83	12	26	.462	6	8	.750	12	1	17-0	0	10	2	30	2.1

3FG: 11-12: 0-0 (.000)

ERICK DAMPIER	NO: 25	POS: Center
----------------------	---------------	--------------------

Hgt: 6-11 **Wgt:** 270 **Born:** 7-14-75 **College:** Mississippi State
Acquired: Signed as a free agent on November 23, 2010.
Departed: Became an unrestricted free agent on July 1, 2011.

	GP-GS	MIN	FGM	FGA	PCT	FTM	FTA	PCT	REB	AST	PF-DQ	ST	TO	BS	PTS	AVG
2010-11	51-22	815	52	89	.584	24	44	.545	177	22	82-0	14	32	47	128	2.5

3FG: 10-11: 0-1 (.000)

SASHA DANILOVIC	NO: 5	POS: Guard
------------------------	--------------	-------------------

Hgt: 6-7 **Wgt:** 210 **Born:** 2-26-70 **Country:** Serbia
Acquired: Rights traded along with Billy Owens in exchange for Rony Seikaly on November 2, 1994...signed on June 15, 1995.
Departed: Traded to Dallas with Martin Muursepp and Kurt Thomas for Jamal Mashburn on February 14, 1997.

	GP-GS	MIN	FGM	FGA	PCT	FTM	FTA	PCT	REB	AST	PF-DQ	ST	TO	BS	PTS	AVG
1995-96	19-18	542	83	184	.451	55	72	.764	46	47	49-0	15	37	3	255	13.4
1996-97	43-33	1351	175	396	.442	73	94	.777	102	77	123-2	39	94	8	486	11.3
TOTALS	62-51	1893	258	580	.447	128	166	.771	148	124	172-2	54	131	11	741	12.4

3FG: 95-96: 34-78 (.436); 96-97: 63-176 (.358); TOTALS: 97-254 (.382)

PLAYOFFS

	GP-GS	MIN	FGM	FGA	PCT	FTM	FTA	PCT	REB	AST	PF-DQ	ST	TO	BS	PTS	AVG
1995-96	3-0	60	9	18	.500	3	3	1.000	1	4	8-0	1	3	0	25	8.3

3FG: 95-96: 4-10 (.400)

MARK DAVIS	NO: 7	POS: Guard/Forward
-------------------	--------------	---------------------------

Hgt: 6-7 **Wgt:** 205 **Born:** 4-26-73 **College:** Texas Tech
Acquired: Signed as a free agent on January 28, 1999.
Departed: Waived on February 19, 1999.
Re-Acquired: Signed as a free agent on August 6, 1999.
Departed: Waived on September 29, 1999.

	GP-GS	MIN	FGM	FGA	PCT	FTM	FTA	PCT	REB	AST	PF-DQ	ST	TO	BS	PTS	AVG
1998-99	4-1	35	2	6	.333	5	6	.833	7	1	12-1	1	7	0	9	2.3

3FG: 98-99: 0-0 (.000)



RICKY DAVIS	NO: 31/21*	POS: Guard
--------------------	-------------------	-------------------

Hgt: 6-6 **Wgt:** 195 **Born:** 9-23-79 **College:** Iowa
Acquired: From Charlotte along with Eddie Jones, Anthony Mason and Dale Ellis in exchange for P.J. Brown, Jamal Mashburn, Otis Thorpe, Tim James and Rodney Buford on August 1, 2000.
Departed: Traded to Cleveland on August 26, 2001 in a three-team deal that brought Chris Gatling to Miami and also sent Brian Skinner to Cleveland and Don MacLean to Toronto.
Re-Acquired: From Minnesota along with Mark Blount in exchange for Antoine Walker, Michael Doleac, Wayne Simien and a conditional first-round draft choice on October 24, 2007.
Departed: Became an unrestricted free agent on July 1, 2008.

	GP-GS	MIN	FGM	FGA	PCT	FTM	FTA	PCT	REB	AST	PF-DQ	ST	TO	BS	PTS	AVG
2000-01	7-0	70	12	29	.414	7	8	.875	7	11	7-0	5	5	2	32	4.6
2007-08	82-47	2963	420	971	.433	155	197	.787	353	276	187-1	87	191	14	1130	13.8
TOTALS	89-47	3033	432	1000	.432	162	205	.790	360	287	194-1	92	196	16	1162	13.1

3FG: 00-01: 1-1 (.1000); 07-08: 135-333 (.405); TOTALS: 136-334 (.407)

*Wore No. 21 in 2000-01

TERRY DAVIS	NO: 44	POS: Forward
--------------------	---------------	---------------------

Hgt: 6-10 **Wgt:** 236 **Born:** 6-17-67 **College:** Virginia Union
Acquired: Signed as a free agent on September 28, 1989.
Departed: Relinquished right of first refusal on July 1, 1991.

	GP-GS	MIN	FGM	FGA	PCT	FTM	FTA	PCT	REB	AST	PF-DQ	ST	TO	BS	PTS	AVG
1989-90	63-9	884	122	262	.466	54	87	.621	229	25	171-2	25	68	28	298	4.7
1990-91	55-17	996	115	236	.487	69	124	.556	266	39	129-2	18	36	28	300	5.5
TOTALS	118-26	1880	237	498	.475	123	211	.583	495	64	300-4	43	104	56	598	5.1

3FG: 89-90: 0-1 (.000); 90-91: 1-2 (.500); TOTALS: 1-3 (.333)

ANDRE DAWKINS	NO: 24	POS: Guard
----------------------	---------------	-------------------

Hgt: 6-5 **Wgt:** 219 **Born:** 9-19-91 **College:** Duke
Acquired: Signed as a free agent on September 19, 2014.
Departed: Waived on January 6, 2015.

	GP-GS	MIN	FGM	FGA	PCT	FTM	FTA	PCT	REB	AST	PF-DQ	ST	TO	BS	PTS	AVG
2014-15	4-0	22	1	6	.167	0	0	.000	2	1	3-0	0	1	0	3	0.8

3FG: 14-15: 1-6 (.167)

TODD DAY	NO: 11	POS: Guard/Forward
-----------------	---------------	---------------------------

Hgt: 6-6 **Wgt:** 188 **Born:** 1-7-70 **College:** Arkansas
Acquired: Signed as a free agent on September 17, 1997.
Departed: Waived on November 22, 1997.

	GP-GS	MIN	FGM	FGA	PCT	FTM	FTA	PCT	REB	AST	PF-DQ	ST	TO	BS	PTS	AVG
1997-98	5-0	69	11	31	.355	6	9	.667	6	7	10-0	7	3	0	30	6.0

3FG: 97-98: 2-12 (.167)

LUOL DENG	NO: 9	POS: Forward
------------------	--------------	---------------------

Hgt: 6-9 **Wgt:** 220 **Born:** 4-16-85 **College:** Duke
Acquired: Signed as a free agent on July 14, 2014.

	GP-GS	MIN	FGM	FGA	PCT	FTM	FTA	PCT	REB	AST	PF-DQ	ST	TO	BS	PTS	AVG
2014-15	72-72	2421	369	787	.469	191	251	.761	376	139	109-0	65	108	22	1007	14.0

3FG: 14-15: 78-220 (.355)

YAKHOUBA DIAWARA **NO: 9** **POS: Forward/Guard**

Hgt: 6-7 **Wgt:** 225 **Born:** 8-29-82 **College:** Pepperdine
Acquired: Signed as a free agent on August 7, 2008.
Departed: Became an unrestricted free agent on July 1, 2010.

	GP-GS	MIN	FGM	FGA	PCT	FTM	FTA	PCT	REB	AST	PF-DQ	ST	TO	BS	PTS	AVG
2008-09	63-21	851	76	217	.350	10	19	.526	82	27	75-0	13	16	6	213	3.4
2009-10	6-2	44	2	10	.200	0	0	.000	4	3	8-0	1	3	0	5	0.8
TOTALS	69-23	895	78	227	.344	10	19	.526	86	30	83-0	14	19	6	218	3.2

3FG: 08-09: 51-163 (.313); 09-10: 1-6 (.167); TOTALS: 52-169 (.308)

PLAYOFFS

	GP-GS	MIN	FGM	FGA	PCT	FTM	FTA	PCT	REB	AST	PF-DQ	ST	TO	BS	PTS	AVG
2008-09	5-0	21	1	3	.333	0	2	.000	5	0	2-0	1	0	0	2	0.4

3FG: 08-09: 0-1 (.000)

MICHAEL DOLEAC **NO: 51** **POS: Center**

Hgt: 6-11 **Wgt:** 262 **Born:** 6-15-77 **College:** Utah
Acquired: Signed as a free agent on July 15, 2004.
Departed: Traded to Minnesota along with Antoine Walker, Wayne Simien and a conditional first-round draft choice for Ricky Davis and Mark Blount on October 24, 2007.

	GP-GS	MIN	FGM	FGA	PCT	FTM	FTA	PCT	REB	AST	PF-DQ	ST	TO	BS	PTS	AVG
2004-05	80-8	1175	148	331	.447	25	41	.610	259	47	160-0	23	36	22	321	4.0
2005-06	31-3	371	37	88	.420	24	30	.800	85	8	45-0	10	14	7	98	3.2
2006-07	56-0	698	82	175	.469	36	41	.878	155	22	96-0	18	30	15	200	3.6
TOTALS	167-11	2244	267	594	.449	85	112	.759	499	77	301-0	51	80	44	619	3.7

3FG: 04-05: 0-2 (.000); 05-06: 0-0 (.000); 06-07: 0-1 (.000); TOTALS: 0-3 (.000)

PLAYOFFS

	GP-GS	MIN	FGM	FGA	PCT	FTM	FTA	PCT	REB	AST	PF-DQ	ST	TO	BS	PTS	AVG
2004-05	9-0	65	7	16	.438	2	2	1.000	14	0	13-0	1	3	1	16	1.8
2005-06	8-0	72	7	13	.538	2	2	1.000	22	0	12-0	1	3	0	16	2.0
2006-07	1-0	1	0	0	.000	0	0	.000	0	0	0-0	0	0	0	0	0.0
TOTALS	18-0	138	14	29	.483	4	4	1.000	36	0	25-0	2	6	1	32	1.8

3FG: 04-05: 0-0 (.000); 05-06: 0-0 (.000); 06-07: 0-0 (.000); TOTALS: 0-0 (.000)

KEYON DOOLING **NO: 5** **POS: Guard**

Hgt: 6-3 **Wgt:** 195 **Born:** 5-8-80 **College:** Missouri
Acquired: Signed as a free agent on July 22, 2004.
Departed: Became an unrestricted free agent on July 1, 2005.

	GP-GS	MIN	FGM	FGA	PCT	FTM	FTA	PCT	REB	AST	PF-DQ	ST	TO	BS	PTS	AVG
2004-05	74-0	1184	139	345	.403	85	109	.780	90	132	120-0	39	65	11	382	5.2

3FG: 04-05: 19-75 (.253)

PLAYOFFS

	GP-GS	MIN	FGM	FGA	PCT	FTM	FTA	PCT	REB	AST	PF-DQ	ST	TO	BS	PTS	AVG
2004-05	15-0	264	43	87	.494	17	21	.810	16	25	34-0	6	14	1	110	7.3

3FG: 04-05: 7-19 (.368)

SHERMAN DOUGLAS **NO: 11** **POS: Guard**

Hgt: 6-1 **Wgt:** 180 **Born:** 9-15-66 **College:** Syracuse
Acquired: Drafted in the second round (28th overall) in 1989.
Departed: Traded to Boston in exchange for Brian Shaw on January 10, 1992.

	GP-GS	MIN	FGM	FGA	PCT	FTM	FTA	PCT	REB	AST	PF-DQ	ST	TO	BS	PTS	AVG
1989-90	81-66	2470	463	938	.494	224	326	.687	206	619	187-0	145	246	10	1155	14.3
1990-91	73-73	2562	532	1055	.504	284	414	.686	209	624	178-2	121	270	5	1352	18.5
1991-92	5-2	98	16	31	.516	5	7	.714	6	19	10-0	4	8	0	37	7.4
TOTALS	159-141	5130	1011	2024	.500	513	747	.687	421	1262	375-2	270	524	15	2544	16.0

3FG: 89-90: 5-31 (.161); 90-91: 4-31 (.129); 91-92: 0-1 (.000); TOTALS: 9-63 (.143)

TONY DOUGLAS	NO: 0	POS: Guard
---------------------	--------------	-------------------

Hgt: 6-2 **Wgt:** 195 **Born:** 3-16-86 **College:** Florida State
Acquired: From Golden State on January 15, 2014 in a three-team trade in which Miami sent Joel Anthony and two second-round picks to Boston and Boston sent MarShon Brooks and Jordan Crawford to Golden State.
Departed: Became an unrestricted free agent on July 1, 2014.

	GP-GS	MIN	FGM	FGA	PCT	FTM	FTA	PCT	REB	AST	PF-DQ	ST	TO	BS	PTS	AVG
2013-14	27-17	410	41	104	.394	20	26	.769	61	49	47-0	13	18	3	114	4.2
3FG: 13-14: 12-43 (.279)																

PLAYOFFS

	GP-GS	MIN	FGM	FGA	PCT	FTM	FTA	PCT	REB	AST	PF-DQ	ST	TO	BS	PTS	AVG
2013-14	10-0	29	3	9	.333	1	2	.500	4	5	3-0	0	1	0	10	1.0
3FG: 13-14: 3-6 (.500)																

GORAN DRAGIC	NO: 7	POS: Guard
---------------------	--------------	-------------------

Hgt: 6-3 **Wgt:** 190 **Born:** 5-6-86 **Country:** Slovenia
Acquired: From Phoenix along with Zoran Dragic on February 19, 2015 in a three-team trade that sent Norris Cole, Justin Hamilton and Shawne Williams to New Orleans and Danny Granger, John Salmons and two future first-round draft picks from Miami to Phoenix.

	GP-GS	MIN	FGM	FGA	PCT	FTM	FTA	PCT	REB	AST	PF-DQ	ST	TO	BS	PTS	AVG
2014-15	26-26	905	162	323	.502	84	104	.808	89	139	75-1	28	59	6	432	16.6
3FG: 14-15: 24-73 (.329)																

ZORAN DRAGIC	NO: 12	POS: Guard
---------------------	---------------	-------------------

Hgt: 6-5 **Wgt:** 200 **Born:** 6-22-89 **Country:** Slovenia
Acquired: From Phoenix along with Goran Dragic on February 19, 2015 in a three-team trade that sent Norris Cole, Justin Hamilton and Shawne Williams to New Orleans and Danny Granger, John Salmons and two future first-round draft picks from Miami to Phoenix.
Departed: Traded to Boston along with a 2020 second-round pick and cash considerations in exchange for a protected 2019 second-round pick on July 27, 2015.

	GP-GS	MIN	FGM	FGA	PCT	FTM	FTA	PCT	REB	AST	PF-DQ	ST	TO	BS	PTS	AVG
2014-15	10-1	62	9	22	.409	1	2	.500	5	4	5-0	2	5	0	22	2.2
3FG: 14-15: 3-9 (.333)																

LEDELL EACKLES	NO: 12	POS: Guard
-----------------------	---------------	-------------------

Hgt: 6-5 **Wgt:** 231 **Born:** 11-24-66 **College:** New Orleans
Acquired: Signed as a free agent on October 6, 1994.
Departed: Became an unrestricted free agent on July 1, 1995.

	GP-GS	MIN	FGM	FGA	PCT	FTM	FTA	PCT	REB	AST	PF-DQ	ST	TO	BS	PTS	AVG
1994-95	54-6	898	143	326	.439	91	126	.722	95	72	88-0	19	53	2	395	7.3
3FG: 94-95: 18-41 (.439)																

BLUE EDWARDS	NO: 32	POS: Guard/Forward
---------------------	---------------	---------------------------

Hgt: 6-4 **Wgt:** 229 **Born:** 10-31-65 **College:** East Carolina
Acquired: Signed as a free agent on February 14, 1999.
Departed: Became an unrestricted free agent on July 1, 1999.

	GP-GS	MIN	FGM	FGA	PCT	FTM	FTA	PCT	REB	AST	PF-DQ	ST	TO	BS	PTS	AVG
1998-99	24-0	283	32	72	.444	9	13	.692	33	30	23-0	17	21	5	77	3.2
3FG: 98-99: 4-10 (.400)																

KEVIN EDWARDS**NO:** 21**POS:** Guard**Hgt:** 6-3**Wgt:** 197**Born:** 10-30-65**College:** DePaul**Acquired:** Drafted in the first round (20th overall) in 1988.**Departed:** Became an unrestricted free agent on July 1, 1993.

	GP-GS	MIN	FGM	FGA	PCT	FTM	FTA	PCT	REB	AST	PF-DQ	ST	TO	BS	PTS	AVG
1988-89	79-62	2349	470	1105	.425	144	193	.746	262	349	154-0	139	246	27	1094	13.8
1989-90	78-54	2211	395	959	.412	139	183	.760	282	252	149-1	125	180	33	938	12.0
1990-91	79-16	2000	380	927	.410	171	213	.803	205	240	151-2	129	163	46	955	12.1
1991-92	81-1	1840	325	716	.454	162	191	.848	211	170	138-1	99	120	20	819	10.1
1992-93	40-30	1134	216	462	.468	119	141	.844	121	120	69-0	68	75	12	556	13.9
TOTALS	357-163	9534	1786	4169	.428	735	921	.798	1081	1131	661-4	560	784	138	4362	12.2

3FG: 88-89: 10-37 (.270); 89-90: 9-30 (.300); 90-91: 24-84 (.286); 91-92: 7-32 (.219); 92-93: 5-17 (.294); TOTALS: 55-200 (.275)

PLAYOFFS

	GP-GS	MIN	FGM	FGA	PCT	FTM	FTA	PCT	REB	AST	PF-DQ	ST	TO	BS	PTS	AVG
1991-92	3-0	55	5	13	.385	5	8	.625	7	7	3-0	2	5	0	15	5.0

3FG: 91-92: 0-0 (.000)

LaPHONSO ELLIS**NO:** 3**POS:** Forward**Hgt:** 6-8**Wgt:** 240**Born:** 5-5-70**College:** Notre Dame**Acquired:** Signed as a free agent on July 28, 2001.**Departed:** Waived on June 30, 2003.

	GP-GS	MIN	FGM	FGA	PCT	FTM	FTA	PCT	REB	AST	PF-DQ	ST	TO	BS	PTS	AVG
2001-02	66-14	1684	189	452	.418	53	84	.631	287	56	196-4	30	73	37	469	7.1
2002-03	55-3	784	100	262	.382	50	66	.758	157	15	88-0	15	31	15	277	5.0
TOTALS	121-17	2468	289	714	.405	103	150	.687	444	71	284-4	45	104	52	746	6.2

3FG: 01-02: 38-124 (.306); 02-03: 27-107 (.252); TOTALS: 65-231 (.281)

LeRON ELLIS**NO:** 28**POS:** Forward/Center**Hgt:** 6-10**Wgt:** 240**Born:** 4-28-69**College:** Syracuse**Acquired:** From Charlotte along with Alonzo Mourning and Pete Myers in exchange for Glen Rice, Matt Geiger, Khalid Reeves and a first-round draft pick on November 3, 1995.**Departed:** Waived on December 27, 1995.

	GP-GS	MIN	FGM	FGA	PCT	FTM	FTA	PCT	REB	AST	PF-DQ	ST	TO	BS	PTS	AVG
1995-96	12-1	74	5	22	.227	3	6	.500	8	4	11-0	2	3	3	13	1.1

3FG: 95-96: 0-0 (.000)

JAMES ENNIS**NO:** 32**POS:** Forward**Hgt:** 6-7**Wgt:** 208**Born:** 7-1-90**College:** Long Beach State**Acquired:** From Atlanta in exchange for a future second-round draft pick on June 27, 2013.

	GP-GS	MIN	FGM	FGA	PCT	FTM	FTA	PCT	REB	AST	PF-DQ	ST	TO	BS	PTS	AVG
2014-15	62-3	1051	101	247	.409	79	94	.840	176	48	89-0	25	39	17	312	5.0

3FG: 14-15: 31-95 (.326)

MATT FISH**NO:** 22**POS:** Center**Hgt:** 6-11**Wgt:** 235**Born:** 11-18-69**College:** UNC-Wilmington**Acquired:** Signed a 10-day contract on February 24, 1997...signed a second 10-day contract on March 6, 1997...signed for the remainder of the season on March 15, 1997...re-signed on August 11, 1997.**Departed:** Traded to Sacramento with Gary Grant and a conditional 1999 second-round pick for Duane Causwell on August 12, 1997.

	GP-GS	MIN	FGM	FGA	PCT	FTM	FTA	PCT	REB	AST	PF-DQ	ST	TO	BS	PTS	AVG
1996-97	1-0	1	0	0	.000	0	0	.000	0	0	0-0	0	0	0	0	0.0

3FG: 96-97: 0-0 (.000)

GERALD FITCH	NO: 4	POS: Guard
---------------------	--------------	-------------------

Hgt: 6-3 **Wgt:** 188 **Born:** 8-12-82 **College:** Kentucky
Acquired: Signed as a free agent on August 12, 2005.
Departed: Waived on October 31, 2005.
Re-Acquired: Signed as a free agent on November 18, 2005.
Departed: Traded to Houston for Derek Anderson on February 23, 2006.

	GP-GS	MIN	FGM	FGA	PCT	FTM	FTA	PCT	REB	AST	PF-DQ	ST	TO	BS	PTS	AVG
2005-06	18-1	239	30	89	.337	17	23	.739	30	33	28-0	7	15	5	84	4.7

3FG: 05-06: 7-26 (.269)

TELLIS FRANK	NO: 32	POS: Forward
---------------------	---------------	---------------------

Hgt: 6-10 **Wgt:** 240 **Born:** 4-26-65 **College:** Western Kentucky
Acquired: From Golden State in exchange for a 1990 second-round draft pick on October 2, 1989.
Departed: Relinquished right-of-first-refusal on July 1, 1990.

	GP-GS	MIN	FGM	FGA	PCT	FTM	FTA	PCT	REB	AST	PF-DQ	ST	TO	BS	PTS	AVG
1989-90	77-39	1762	278	607	.458	179	234	.765	85	85	282-6	51	134	27	735	9.5

3FG: 89-90: 0-0 (.000)

TODD FULLER	NO: 35	POS: Center
--------------------	---------------	--------------------

Hgt: 6-11 **Wgt:** 255 **Born:** 7-25-74 **College:** North Carolina State
Acquired: Signed as a free agent on September 13, 2000.
Departed: Became an unrestricted free agent on July 1, 2001.

	GP-GS	MIN	FGM	FGA	PCT	FTM	FTA	PCT	REB	AST	PF-DQ	ST	TO	BS	PTS	AVG
2000-01	10-0	77	10	35	.286	8	8	1.000	18	1	10-0	3	3	2	28	2.8

3FG: 00-01: 0-0 (.000)

KEVIN GAMBLE	NO: 35	POS: Forward/Guard
---------------------	---------------	---------------------------

Hgt: 6-6 **Wgt:** 225 **Born:** 11-13-65 **College:** Iowa
Acquired: Signed as a free agent on October 7, 1994.
Departed: Traded to Sacramento with Billy Owens in exchange for Walt Williams and Tyrone Corbin on February 22, 1996.

	GP-GS	MIN	FGM	FGA	PCT	FTM	FTA	PCT	REB	AST	PF-DQ	ST	TO	BS	PTS	AVG
1994-95	77-0	1223	220	450	.489	87	111	.784	122	119	130-0	52	49	10	566	7.4
1995-96	44-13	1033	117	297	.394	33	38	.868	86	82	119-2	31	32	5	305	6.9
TOTALS	121-13	2256	337	747	.451	120	149	.805	208	201	249-2	83	81	15	871	7.2

3FG: 94-95: 39-98 (.398); 95-96: 38-91 (.418); TOTALS: 77-189 (.407)

CHRIS GATLING	NO: 15	POS: Forward/Center
----------------------	---------------	----------------------------

Hgt: 6-10 **Wgt:** 230 **Born:** 9-3-67 **College:** Old Dominion
Acquired: From Golden State along with Tim Hardaway in exchange for Bimbo Coles and Kevin Willis on February 22, 1996.
Departed: Signed by Dallas as an unrestricted free agent on July 17, 1996.
Re-Acquired: From Denver along with a second-round draft pick for Voshon Lenard and Mark Strickland on June 27, 2000.
Departed: Traded to Cleveland along with Clarence Weatherspoon and a conditional 2001 first-round draft pick on August 30, 2000 in a three-team deal that brought Brian Grant to Miami and also sent Gary Grant to Cleveland and Shawn Kemp to Portland.
Re-Acquired: From Cleveland in a three-team trade on August 26, 2001 that sent Ricky Davis and Brian Skinner to Cleveland and Don MacLean to Toronto.
Departed: Waived on June 27, 2002.

	GP-GS	MIN	FGM	FGA	PCT	FTM	FTA	PCT	REB	AST	PF-DQ	ST	TO	BS	PTS	AVG
1995-96	24-0	565	155	259	.598	55	75	.733	175	17	82-0	17	35	11	365	15.2
2001-02	54-1	809	131	293	.447	82	117	.701	206	25	109-1	17	58	11	345	6.4
TOTALS	78-1	1374	286	552	.518	137	192	.714	381	42	191-1	34	93	22	710	9.1

3FG: 95-96: 0-1 (.000); 01-02: 1-8 (.125); TOTALS: 1-9 (.111)

PLAYOFFS

	GP-GS	MIN	FGM	FGA	PCT	FTM	FTA	PCT	REB	AST	PF-DQ	ST	TO	BS	PTS	AVG
1995-96	3-0	68	6	22	.273	6	12	.500	24	1	8-1	2	8	0	18	6.0

3FG: 95-96: 0-0 (.000)

MATT GEIGER	NO: 52	POS: Center
-------------	--------	-------------

Hgt: 7-0 **Wgt:** 260 **Born:** 9-10-69 **College:** Georgia Tech
Acquired: Drafted in the second round (42nd overall) in 1992.
Departed: Traded to Charlotte along with Glen Rice, Khalid Reeves and a first-round draft pick in exchange for Alonzo Mourning, Pete Myers and LeRon Ellis on November 3, 1995.

	GP-GS	MIN	FGM	FGA	PCT	FTM	FTA	PCT	REB	AST	PF-DQ	ST	TO	BS	PTS	AVG
1992-93	48-2	554	76	145	.524	62	92	.674	120	14	123-6	15	36	18	214	4.5
1993-94	72-0	1199	202	352	.574	116	149	.779	303	32	201-2	36	61	29	521	7.2
1994-95	74-43	1712	260	485	.536	93	143	.650	413	55	245-5	41	113	51	617	8.3
TOTALS	194-45	3465	538	982	.548	271	384	.706	836	101	569-13	92	210	98	1352	7.0

3FG: 92-93: 0-4 (.000); 93-94: 1-5 (.200); 94-95: 4-10 (.400); TOTALS: 5-19 (.263)

PLAYOFFS

	GP-GS	MIN	FGM	FGA	PCT	FTM	FTA	PCT	REB	AST	PF-DQ	ST	TO	BS	PTS	AVG
1993-94	2-0	11	0	2	.000	1	2	.500	4	0	1-0	0	0	0	1	0.5

3FG: 93-94: 0-0 (.000)

KENDALL GILL	NO: 13	POS: Guard/Forward
--------------	--------	--------------------

Hgt: 6-5 **Wgt:** 215 **Born:** 5-25-68 **College:** Illinois
Acquired: Signed as a free agent on August 5, 2001.
Departed: Became an unrestricted free agent on July 1, 2002.

	GP-GS	MIN	FGM	FGA	PCT	FTM	FTA	PCT	REB	AST	PF-DQ	ST	TO	BS	PTS	AVG
2001-02	65-49	1410	162	422	.384	42	62	.677	184	100	140-0	44	55	8	372	5.7

3FG: 01-02: 6-44 (.136)

MICKELL GLADNESS	NO: 32	POS: Center
------------------	--------	-------------

Hgt: 6-11 **Wgt:** 230 **Born:** 7-26-86 **College:** Alabama A&M
Acquired: Signed as a free agent on September 27, 2010.
Departed: Waived on October 11, 2010.
Re-Acquired: Signed as a free agent on December 10, 2011.
Departed: Waived on February 7, 2012.
Re-Acquired: Signed a 10-day contract on February 12, 2012.
Departed: Contract expired on February 21, 2012.
Re-Acquired: Signed a second 10-day contract on February 28, 2012.
Departed: Contract expired on March 9, 2012.
Re-Acquired: Signed as a free agent on September 7, 2012.
Departed: Waived on October 21, 2012.

	GP-GS	MIN	FGM	FGA	PCT	FTM	FTA	PCT	REB	AST	PF-DQ	ST	TO	BS	PTS	AVG
2011-12	8-0	28	1	3	.333	0	0	.000	11	2	8-0	1	3	1	2	0.3

3FG: 11-12: 0-0 (.000)

RONNIE GRANDISON	NO: 54	POS: Forward
------------------	--------	--------------

Hgt: 6-6 **Wgt:** 220 **Born:** 7-9-64 **College:** New Orleans
Acquired: Signed as a free agent on October 5, 1995.
Departed: Waived on January 5, 1996.

	GP-GS	MIN	FGM	FGA	PCT	FTM	FTA	PCT	REB	AST	PF-DQ	ST	TO	BS	PTS	AVG
1995-96	18-3	235	13	39	.333	13	19	.684	36	10	27-0	8	11	1	43	2.4

3FG: 95-96: 4-13 (.308)

DANNY GRANGER	NO: 22	POS: Forward/Guard
---------------	--------	--------------------

Hgt: 6-9 **Wgt:** 222 **Born:** 4-20-83 **College:** New Mexico
Acquired: Signed as a free agent on July 14, 2014.
Departed: Traded to Phoenix on February 19, 2015 along with John Salmons and two future first-round picks from Miami in a three-team trade that brought Goran Dragic and Zoran Dragic to the HEAT and sent Norris Cole, Justin Hamilton and Shawne Williams to New Orleans.

	GP-GS	MIN	FGM	FGA	PCT	FTM	FTA	PCT	REB	AST	PF-DQ	ST	TO	BS	PTS	AVG
2014-15	30-6	613	65	162	.401	28	37	.757	80	17	67-0	13	24	6	188	6.3

3FG: 14-15: 30-84 (.357)

BRIAN GRANT	NO: 44	POS: Forward/Center
--------------------	---------------	----------------------------

Hgt: 6-9 **Wgt:** 250 **Born:** 3-5-72 **College:** Xavier
Acquired: From Portland on August 30, 2000 in a three-team deal that sent Chris Gatling, Clarence Weatherspoon, Gary Grant and a 2001 conditional first-round draft pick from Miami to Cleveland and sent Shawn Kemp to Portland.
Departed: Traded to the L.A. Lakers with Caron Butler, Lamar Odom and a future first-round pick in exchange for Shaquille O'Neal on July 14, 2004.

	GP-GS	MIN	FGM	FGA	PCT	FTM	FTA	PCT	REB	AST	PF-DQ	ST	TO	BS	PTS	AVG
2000-01	82-79	2771	484	1010	.479	282	354	.797	718	101	293-5	60	170	71	1250	15.2
2001-02	72-72	2256	286	610	.469	101	119	.849	575	137	236-6	48	122	31	673	9.3
2002-03	82-82	2641	344	676	.509	158	205	.771	837	104	300-8	63	129	47	846	10.3
2003-04	76-76	2303	289	613	.471	86	110	.782	524	69	254-4	51	82	35	664	8.7
TOTALS	312-309	9971	1403	2909	.482	627	788	.796	2654	411	1083-23	222	503	184	3433	11.0

3FG: 00-01: 0-1 (.000); 01-02: 0-2 (.000); 02-03: 0-0 (.000); 03-04: 0-1 (.000); TOTALS: 0-4 (.000)

PLAYOFFS

	GP-GS	MIN	FGM	FGA	PCT	FTM	FTA	PCT	REB	AST	PF-DQ	ST	TO	BS	PTS	AVG
2000-01	3-0	84	10	24	.417	10	14	.714	24	1	9-0	0	6	5	30	10.0
2003-04	13-13	399	42	98	.429	8	14	.571	112	10	52-1	7	18	8	92	7.1
TOTALS	16-13	483	52	122	.426	18	28	.643	136	11	61-1	7	24	13	122	7.6

3FG: 00-01: 0-0 (.000); 03-04: 0-1 (.000); TOTALS: 0-1 (.000)

GARY GRANT	NO: 23	POS: Guard
-------------------	---------------	-------------------

Hgt: 6-3 **Wgt:** 185 **Born:** 4-21-65 **College:** Michigan
Acquired: Signed as a free agent on August 13, 1996.
Departed: Traded to Sacramento along with Matt Fish and a conditional second-round draft pick in 1999 in exchange for Duane Causwell on August 12, 1997.

	GP-GS	MIN	FGM	FGA	PCT	FTM	FTA	PCT	REB	AST	PF-DQ	ST	TO	BS	PTS	AVG
1996-97	28-0	365	39	110	.355	18	22	.818	38	45	39-0	16	27	0	110	3.9

3FG: 96-97: 14-46 (.304)

SYLVESTER GRAY	NO: 40	POS: Forward
-----------------------	---------------	---------------------

Hgt: 6-6 **Wgt:** 240 **Born:** 7-8-67 **College:** Memphis State
Acquired: Drafted in the second round (35th overall) in 1988.
Departed: Waived on October 25, 1989.

	GP-GS	MIN	FGM	FGA	PCT	FTM	FTA	PCT	REB	AST	PF-DQ	ST	TO	BS	PTS	AVG
1988-89	55-15	1220	167	398	.420	105	156	.673	286	117	144-1	36	102	25	440	8.0

3FG: 88-89: 1-4 (.250)

A.C. GREEN	NO: 45	POS: Forward
-------------------	---------------	---------------------

Hgt: 6-9 **Wgt:** 225 **Born:** 10-4-63 **College:** Oregon State
Acquired: Signed as a free agent on October 31, 2000.
Departed: Became an unrestricted free agent on July 1, 2001.

	GP-GS	MIN	FGM	FGA	PCT	FTM	FTA	PCT	REB	AST	PF-DQ	ST	TO	BS	PTS	AVG
2000-01	82-1	1411	144	324	.444	79	111	.712	313	39	119-0	30	45	8	367	4.5

3FG: 00-01: 0-6 (.000)

PLAYOFFS

	GP-GS	MIN	FGM	FGA	PCT	FTM	FTA	PCT	REB	AST	PF-DQ	ST	TO	BS	PTS	AVG
2000-01	3-0	21	1	3	.333	1	1	1.000	4	2	4-0	1	1	0	3	1.0

3FG: 00-01: 0-0 (.000)

SCOTT HAFFNER
NO: 3
POS: Guard

Hgt: 6-3 **Wgt:** 185 **Born:** 2-2-66 **College:** Evansville
Acquired: Drafted in the second round (45th overall) in 1989.
Departed: Waived on August 10, 1990.

	GP-GS	MIN	FGM	FGA	PCT	FTM	FTA	PCT	REB	AST	PF-DQ	ST	TO	BS	PTS	AVG
1989-90	43-6	559	88	217	.406	17	25	.680	51	80	53-0	13	33	2	196	4.6

3FG: 89-90: 3-21 (.143)

JUSTIN HAMILTON
NO: 7
POS: Center

Hgt: 7-0 **Wgt:** 255 **Born:** 4-1-90 **College:** Louisiana State
Acquired: From Philadelphia along with a future conditional first-round pick on June 28, 2012 in exchange for the draft rights to Arnett Moultrie...signed by the HEAT on September 10, 2013.
Departed: Waived on October 26, 2013.
Re-Acquired: Signed as a free agent on March 14, 2014.
Departed: Traded to New Orleans on February 19, 2015 along with Norris Cole and Shawne Williams in a three-team trade that brought Goran Dragic and Zoran Dragic to the HEAT and sent Danny Granger, John Salmons and two future first-round draft picks from Miami to Phoenix.

	GP-GS	MIN	FGM	FGA	PCT	FTM	FTA	PCT	REB	AST	PF-DQ	ST	TO	BS	PTS	AVG
2013-14	8-0	72	9	20	.450	5	5	1.000	7	0	8-0	5	4	0	26	3.3
2014-15	24-5	289	27	65	.415	6	7	.857	48	12	33-0	8	8	5	66	2.8
TOTALS	32-5	361	36	85	.424	11	12	.917	55	12	41-0	13	12	5	92	2.9

3FG: 13-14: 3-9 (.333); 14-15: 6-19 (.316); TOTALS: 9-28 (.321)

TANG HAMILTON
NO: 8
POS: Forward

Hgt: 6-8 **Wgt:** 220 **Born:** 5-26-78 **College:** Mississippi State
Acquired: Signed as a free agent on August 24, 2001.
Departed: Waived on December 2, 2001.
Re-Acquired: Signed as a free agent on October 5, 2004.
Departed: Waived on October 25, 2004.

	GP-GS	MIN	FGM	FGA	PCT	FTM	FTA	PCT	REB	AST	PF-DQ	ST	TO	BS	PTS	AVG
2001-02	9-2	98	10	19	.526	0	1	.000	18	5	10-0	4	2	0	20	2.2

3FG: 01-02: 0-1 (.000)

ANFERNEE HARDAWAY
NO: 7
POS: Guard/Forward

Hgt: 6-7 **Wgt:** 215 **Born:** 7-18-71 **College:** Memphis State **Nickname:** Penny
Acquired: Signed as a free agent on August 9, 2007.
Departed: Waived on December 12, 2007.

	GP-GS	MIN	FGM	FGA	PCT	FTM	FTA	PCT	REB	AST	PF-DQ	ST	TO	BS	PTS	AVG
2007-08	16-8	325	22	60	.367	8	9	.889	35	35	24-0	19	13	1	60	3.8

3FG: 07-08: 8-19 (.421)



President Barack Obama welcomed the HEAT back to the White House to honor them on capturing the 2013 NBA Championship.

TIM HARDAWAY	NO: 10*	POS: Guard
---------------------	----------------	-------------------

Hgt: 6-0 **Wgt:** 195 **Born:** 9-1-66 **College:** Texas-El Paso
Acquired: From Golden State along with Chris Gatling in exchange for Bimbo Coles and Kevin Willis on February 22, 1996...re-signed to a multi-year contract on July 23, 1996...re-signed on September 29, 2000.
Departed: Traded to Dallas for a second-round draft choice in 2004 on August 22, 2001.

	GP-GS	MIN	FGM	FGA	PCT	FTM	FTA	PCT	REB	AST	PF-DQ	ST	TO	BS	PTS	AVG
1995-96	28-28	1047	164	386	.425	101	123	.821	98	280	70-0	58	110	6	482	17.2
1996-97	81-81	3136	575	1384	.415	291	364	.799	277	695	165-2	151	230	9	1644	20.3
1997-98	81-81	3031	558	1296	.431	257	329	.781	299	672	200-2	136	224	16	1528	18.9
1998-99	48-48	1772	301	752	.400	121	149	.812	152	352	102-1	57	131	6	835	17.4
1999-00	52-52	1672	246	638	.386	110	133	.827	150	385	112-0	49	119	4	696	13.4
2000-01	77-77	2613	408	1042	.392	145	181	.801	204	483	155-1	90	189	6	1150	14.9
TOTALS	367-367	13271	2252	5498	.410	1025	1279	.801	1180	2867	804-6	541	1003	47	6335	17.3

3FG: 95-96: 53-147 (.361); 96-97: 203-590 (.344); 97-98: 155-442 (.351); 98-99: 112-311 (.360); 99-00: 94-256 (.367); 00-01: 189-517 (.366); TOTALS: 806-2263 (.356)

PLAYOFFS

	GP-GS	MIN	FGM	FGA	PCT	FTM	FTA	PCT	REB	AST	PF-DQ	ST	TO	BS	PTS	AVG
1995-96	3-3	110	20	43	.465	5	7	.714	5	17	10-0	3	15	0	53	17.7
1996-97	17-17	701	103	287	.359	70	88	.795	69	119	37-0	27	53	1	318	18.7
1997-98	5-5	222	42	94	.447	29	37	.784	17	33	9-0	6	18	0	130	26.0
1998-99	5-5	182	15	56	.268	10	16	.625	14	32	14-0	5	18	1	45	9.0
1999-00	7-7	182	20	68	.294	7	10	.700	15	33	10-0	5	11	0	54	7.7
2000-01	2-2	36	2	9	.222	0	0	.000	2	9	4-0	0	8	0	5	2.5
TOTALS	39-39	1433	202	557	.363	121	158	.766	122	243	84-0	46	123	2	605	15.5

3FG: 95-96: 8-22 (.364); 96-97: 42-134 (.313); 97-98: 17-39 (.436); 98-99: 5-25 (.200); 99-00: 7-34 (.206); 00-01: 1-3 (.333); TOTALS: 80-257 (.311)

*Had his jersey retired by the HEAT on Oct. 28, 2009.

JOSH HARRELLSON	NO: 55	POS: Forward/Center
------------------------	---------------	----------------------------

Hgt: 6-10 **Wgt:** 270 **Born:** 2-12-89 **College:** Kentucky
Acquired: Signed as a free agent on September 17, 2012.
Departed: Waived on January 7, 2013.
Re-Acquired: Signed a 10-day contract on January 10, 2013.
Departed: Contract expired on January 19, 2013.

	GP-GS	MIN	FGM	FGA	PCT	FTM	FTA	PCT	REB	AST	PF-DQ	ST	TO	BS	PTS	AVG
2012-13	6-0	31	4	9	.444	1	2	.500	7	0	4-0	1	3	1	10	1.7

3FG: 12-13: 1-5 (.200)

TERREL HARRIS	NO: 14	POS: Guard
----------------------	---------------	-------------------

Hgt: 6-4 **Wgt:** 195 **Born:** 8-10-87 **College:** Oklahoma State
Acquired: Signed as a free agent on December 10, 2011...re-signed on September 10, 2012.
Departed: Waived on January 5, 2013.

	GP-GS	MIN	FGM	FGA	PCT	FTM	FTA	PCT	REB	AST	PF-DQ	ST	TO	BS	PTS	AVG
2011-12	22-1	318	29	83	.349	14	21	.667	51	26	34-0	9	25	2	80	3.6
2012-13	7-0	29	2	8	.250	6	8	.750	9	2	3-0	0	4	0	10	1.4
TOTALS	29-1	347	31	91	.341	20	29	.690	60	28	37-0	9	29	2	90	3.1

3FG: 11-12: 8-39 (.205); 12-13: 0-1 (.000); TOTALS: 8-40 (.200)

PLAYOFFS

	GP-GS	MIN	FGM	FGA	PCT	FTM	FTA	PCT	REB	AST	PF-DQ	ST	TO	BS	PTS	AVG
2011-12	4-0	10	1	2	.500	3	4	.750	3	0	0-0	0	0	5	5	1.3

3FG: 11-12: 0-1 (.000)

UDONIS HASLEM	NO: 40	POS: Forward
---------------	--------	--------------

Hgt: 6-8 **Wgt:** 235 **Born:** 6-9-80 **College:** Florida
Acquired: Signed as a free agent on August 6, 2003...re-signed on August 2, 2005...re-signed on July 12, 2010...re-signed on July 18, 2014.

	GP-GS	MIN	FGM	FGA	PCT	FTM	FTA	PCT	REB	AST	PF-DQ	ST	TO	BS	PTS	AVG
2003-04	75-24	1795	205	447	.459	140	183	.765	473	51	197-2	33	74	24	550	7.3
2004-05	80-80	2675	346	641	.540	178	225	.791	726	108	260-5	63	113	41	870	10.9
2005-06	81-80	2491	300	591	.508	157	199	.789	634	95	216-2	50	80	17	757	9.3
2006-07	79-79	2483	353	717	.492	138	203	.680	654	97	236-1	49	110	26	844	10.7
2007-08	49-48	1805	237	507	.467	115	142	.810	443	68	145-2	39	67	18	589	12.0
2008-09	75-75	2560	333	643	.518	128	170	.753	618	85	204-0	43	82	25	794	10.6
2009-10	78-0	2177	312	632	.494	147	193	.762	629	52	174-0	30	75	23	771	9.9
2010-11	13-0	345	44	86	.512	16	20	.800	106	6	39-0	7	14	3	104	8.0
2011-12	64-10	1589	151	357	.423	83	102	.814	470	42	142-0	35	60	24	385	6.0
2012-13	75-59	1414	129	251	.514	32	45	.711	404	38	173-1	30	45	15	290	3.9
2013-14	46-18	653	74	146	.507	25	44	.568	175	13	79-1	11	24	15	173	3.8
2014-15	62-25	995	107	239	.448	45	64	.703	258	46	113-0	21	41	13	261	4.2
TOTALS	777-498	20981	2591	5257	.493	1204	1590	.757	5590	701	1978-14	411	785	244	6388	8.2

3FG: 03-04: 0-3 (.000); 04-05: 0-4 (.000); 05-06: 0-2 (.000); 06-07: 0-4 (.000); 07-08: 0-0 (.000); 08-09: 0-0 (.000); 09-10: 0-0 (.000); 10-11: 0-0 (.000); 11-12: 0-0 (.000); 12-13: 0-0 (.000); 13-14: 0-0 (.000); 14-15: 2-10 (.200); TOTALS: 2-23 (.087)

PLAYOFFS

	GP-GS	MIN	FGM	FGA	PCT	FTM	FTA	PCT	REB	AST	PF-DQ	ST	TO	BS	PTS	AVG
2003-04	13-0	199	13	33	.394	21	31	.677	44	3	22-0	5	3	3	47	3.6
2004-05	15-15	543	52	106	.491	34	46	.739	150	15	48-0	8	18	6	138	9.2
2005-06	22-22	650	74	150	.493	41	60	.683	162	17	79-2	13	31	7	189	8.6
2006-07	4-4	103	12	25	.480	6	8	.750	21	4	14-0	1	2	2	30	7.5
2008-09	7-7	204	25	46	.543	9	10	.900	61	3	19-0	3	6	3	59	8.4
2009-10	5-0	142	13	37	.351	4	6	.667	37	4	18-0	1	5	1	30	6.0
2010-11	12-0	290	27	68	.397	9	10	.900	54	9	31-0	6	11	4	63	5.3
2011-12	22-11	452	40	88	.455	26	35	.743	141	13	60-1	5	20	6	106	4.8
2012-13	22-19	357	51	86	.593	8	14	.571	80	6	54-0	15	14	5	110	5.0
2013-14	16-6	169	17	37	.459	6	10	.600	41	4	28-0	1	1	3	40	2.5
TOTALS	138-84	3109	324	676	.479	164	230	.713	791	78	293-3	58	111	40	812	5.9

3FG: 03-04: 0-0 (.000); 04-05: 0-0 (.000); 05-06: 0-1 (.000); 06-07: 0-0 (.000); 08-09: 0-0 (.000); 09-10: 0-0 (.000); 10-11: 0-0 (.000); 11-12: 0-0 (.000); 12-13: 0-0 (.000); 13-14: 0-0 (.000); TOTALS: 0-1 (.000)

SCOTT HASTINGS	NO: 44	POS: Forward/Center
----------------	--------	---------------------

Hgt: 6-11 **Wgt:** 245 **Born:** 6-3-60 **College:** Arkansas
Acquired: Selected from Atlanta in the 1988 Expansion Draft.
Departed: Became an unrestricted free agent on July 1, 1989.

	GP-GS	MIN	FGM	FGA	PCT	FTM	FTA	PCT	REB	AST	PF-DQ	ST	TO	BS	PTS	AVG
1988-89	75-6	1206	143	328	.436	91	107	.850	231	59	203-5	32	68	42	386	5.1

3FG: 89-90: 9-28 (.321)

LUTHER HEAD	NO. 13	POS: Guard
-------------	--------	------------

Hgt: 6-3 **Wgt:** 185 **Born:** 11-26-82 **College:** Illinois
Acquired: Signed as a free agent on March 4, 2009.
Departed: Became an unrestricted free agent on July 1, 2009.

	GP-GS	MIN	FGM	FGA	PCT	FTM	FTA	PCT	REB	AST	PF-DQ	ST	TO	BS	PTS	AVG
2008-09	10-0	176	16	43	.372	5	8	.625	25	23	22-0	11	9	1	43	4.3

3FG: 08-09: 6-16 (.375)

TYRONNE HILL	NO: 32	POS: Forward
--------------	--------	--------------

Hgt: 6-9 **Wgt:** 250 **Born:** 3-19-68 **College:** Xavier
Acquired: Signed as a free agent on November 7, 2003.
Departed: Waived on December 1, 2003.

	GP-GS	MIN	FGM	FGA	PCT	FTM	FTA	PCT	REB	AST	PF-DQ	ST	TO	BS	PTS	AVG
2003-04	5-0	38	3	5	.600	3	4	.750	8	0	10-0	0	2	1	9	1.8

3FG: 03-04: 0-0 (.000)



ROBERT HITE	NO: 22	POS: Guard
--------------------	---------------	-------------------

Hgt: 6-2 **Wgt:** 187 **Born:** 1-12-84 **College:** Miami
Acquired: Signed as a free agent on August 4, 2006.
Departed: Waived on February 1, 2007.

	GP-GS	MIN	FGM	FGA	PCT	FTM	FTA	PCT	REB	AST	PF-DQ	ST	TO	BS	PTS	AVG
2006-07	12-0	136	19	60	.317	8	12	.667	16	8	8-0	3	6	2	51	4.3

3FG: 06-07: 5-23 (.217)

EDDIE HOUSE	NO: 55/5*	POS: Guard
--------------------	------------------	-------------------

Hgt: 6-1 **Wgt:** 180 **Born:** 5-14-78 **College:** Arizona State
Acquired: Drafted in the second round (37th overall) in 2000...re-signed on September 25, 2002.
Departed: Became an unrestricted free agent on July 1, 2003.
Re-Acquired: Signed as a free agent on August 3, 2010.
Departed: Waived on December 24, 2011.

	GP-GS	MIN	FGM	FGA	PCT	FTM	FTA	PCT	REB	AST	PF-DQ	ST	TO	BS	PTS	AVG
2000-01	50-0	550	104	247	.421	24	35	.686	42	52	58-0	13	35	0	251	5.0
2001-02	64-3	1230	209	524	.399	42	49	.857	110	123	98-1	43	80	5	514	8.0
2002-03	55-7	1025	172	444	.387	31	36	.861	101	87	73-0	44	46	1	411	7.5
2010-11	56-1	978	128	321	.399	38	40	.950	92	62	68-0	32	29	3	362	6.5
TOTALS	225-11	3783	613	1536	.399	135	160	.844	345	324	297-1	132	190	9	1538	6.8

3FG: 00-01: 19-55 (.345); 01-02: 54-157 (.344); 02-03: 36-120 (.300); 10-11: 68-175 (.389); TOTALS: 177-507 (.349)

PLAYOFFS

	GP-GS	MIN	FGM	FGA	PCT	FTM	FTA	PCT	REB	AST	PF-DQ	ST	TO	BS	PTS	AVG
2000-01	3-0	64	16	40	.400	4	5	.800	5	5	7-0	3	5	1	38	12.7
2010-11	7-0	48	4	17	.235	0	0	.000	5	1	6-0	4	4	0	11	1.6
TOTALS	10-0	112	20	57	.351	4	5	.800	10	6	13-0	7	9	1	49	4.9

3FG: 00-01: 2-7 (.286); 10-11: 3-10 (.300); TOTALS: 5-17 (.294)

*Wore No. 5 from 2000-03

JUWAN HOWARD	NO: 5	POS: Forward
---------------------	--------------	---------------------

Hgt: 6-9 **Wgt:** 250 **Born:** 2-7-73 **College:** Michigan
Acquired: Signed as a free agent on July 20, 2010...re-signed on December 9, 2011.
Departed: Became an unrestricted free agent on July 1, 2012.
Re-Acquired: Signed a 10-day contract on March 2, 2013...signed a second 10-day contract on March 12, 2013...signed for the remainder of the season on March 22, 2013.
Departed: Became an unrestricted free agent on July 1, 2013.

	GP-GS	MIN	FGM	FGA	PCT	FTM	FTA	PCT	REB	AST	PF-DQ	ST	TO	BS	PTS	AVG
2010-11	57-0	592	55	125	.440	29	35	.829	122	23	61-0	10	25	4	139	2.4
2011-12	28-0	190	17	55	.309	8	10	.800	47	10	18-0	4	20	1	42	1.5
2012-13	7-2	51	10	19	.526	1	1	1.000	8	6	9-0	0	4	0	21	3.0
TOTALS	92-2	833	82	199	.412	38	46	.826	177	39	88-0	14	49	5	202	2.2

3FG: 10-11: 0-0 (.000); 11-12: 0-0 (.000); 12-13: 0-0 (.000); TOTALS: 0-0 (.000)

PLAYOFFS

	GP-GS	MIN	FGM	FGA	PCT	FTM	FTA	PCT	REB	AST	PF-DQ	ST	TO	BS	PTS	AVG
2010-11	11-0	60	4	9	.444	9	13	.692	10	1	8-0	0	2	0	17	1.5
2011-12	9-0	24	2	7	.286	3	4	.750	1	0	0-0	0	0	0	7	0.8
TOTALS	20-0	84	6	16	.375	12	17	.706	11	1	8-0	0	2	0	24	1.2

3FG: 10-11: 0-0 (.000); 11-12: 0-0 (.000); TOTALS: 0-0 (.000)

ZYDRUNAS ILGAUSKAS	NO: 11	POS: Center
---------------------------	---------------	--------------------

Hgt: 7-3 **Wgt:** 260 **Born:** 6-5-75 **Country:** Lithuania
Acquired: Signed as a free agent on July 17, 2010.
Departed: Waived on December 22, 2011.

	GP-GS	MIN	FGM	FGA	PCT	FTM	FTA	PCT	REB	AST	PF-DQ	ST	TO	BS	PTS	AVG
2010-11	72-51	1145	162	319	.508	36	46	.783	287	26	185-0	23	52	58	360	5.0

3FG: 10-11: 0-1 (.000)

PLAYOFFS

	GP-GS	MIN	FGM	FGA	PCT	FTM	FTA	PCT	REB	AST	PF-DQ	ST	TO	BS	PTS	AVG
2010-11	9-8	104	14	30	.467	4	6	.667	32	3	16-0	0	9	3	32	3.6

3FG: 10-11: 0-0 (.000)

JIM JACKSON	NO: 24	POS: Guard
--------------------	---------------	-------------------

Hgt: 6-6 **Wgt:** 220 **Born:** 10-14-70 **College:** Ohio State
Acquired: Signed as a free agent on December 2, 2001.
Departed: Became an unrestricted free agent on July 1, 2002.

	GP-GS	MIN	FGM	FGA	PCT	FTM	FTA	PCT	REB	AST	PF-DQ	ST	TO	BS	PTS	AVG
2001-02	55-19	1825	238	538	.442	75	87	.862	290	140	145-0	42	106	14	589	10.7

3FG: 01-02: 38-81 (.469)

LUKE JACKSON	NO: 6	POS: Guard/Forward
---------------------	--------------	---------------------------

Hgt: 6-7 **Wgt:** 218 **Born:** 11-6-81 **College:** Oregon
Acquired: Signed as a free agent on December 12, 2007.
Departed: Waived on February 6, 2008.

	GP-GS	MIN	FGM	FGA	PCT	FTM	FTA	PCT	REB	AST	PF-DQ	ST	TO	BS	PTS	AVG
2007-08	14-1	228	26	80	.325	16	23	.696	33	17	22-1	8	9	0	79	5.6

3FG: 07-08: 11-30 (.367)

LeBRON JAMES	NO: 6	POS: Forward
---------------------	--------------	---------------------

Hgt: 6-8 **Wgt:** 250 **Born:** 12-30-84 **High School:** St. Vincent-St. Mary
Acquired: From Cleveland in exchange for a pair of first-round and a pair of second-round draft picks on July 9, 2010.
Departed: Became an unrestricted free agent on July 1, 2014.

	GP-GS	MIN	FGM	FGA	PCT	FTM	FTA	PCT	REB	AST	PF-DQ	ST	TO	BS	PTS	AVG
2010-11	79-79	3063	758	1485	.510	503	663	.759	590	554	163-0	124	284	50	2111	26.7
2011-12	62-62	2326	621	1169	.531	387	502	.771	492	387	96-0	115	213	50	1683	27.1
2012-13	76-76	2877	765	1354	.565	403	535	.753	610	551	110-0	129	226	67	2036	26.8
2013-14	77-77	2902	767	1353	.567	439	585	.750	533	488	126-1	121	270	26	2089	27.1
TOTALS	294-294	11168	2911	5361	.543	1732	2285	.758	2225	1980	495-1	489	993	193	7919	26.9

3FG: 10-11: 92-279 (.330); 11-12: 54-149 (.362); 12-13: 103-254 (.406); 13-14: 116-306 (.379); TOTALS: 365-988 (.369)

PLAYOFFS

	GP-GS	MIN	FGM	FGA	PCT	FTM	FTA	PCT	REB	AST	PF-DQ	ST	TO	BS	PTS	AVG
2010-11	21-21	922	174	373	.466	119	156	.763	176	123	56-0	35	66	25	497	23.7
2011-12	23-23	983	251	502	.500	173	234	.739	224	129	47-1	43	81	16	697	30.3
2012-13	23-23	960	212	432	.491	136	175	.777	193	152	43-1	41	70	18	596	25.9
2013-14	20-20	763	192	340	.565	129	160	.806	141	95	46-0	36	61	11	548	27.4
TOTALS	87-87	3628	829	1647	.503	557	725	.768	734	499	192-2	155	278	70	2338	26.9

3FG: 10-11: 30-85 (.353); 11-12: 22-85 (.259); 12-13: 36-96 (.375); 13-14: 35-86 (.407); TOTALS: 123-352 (.349)



MIKE JAMES	NO: 7/12*	POS: Guard
-------------------	------------------	-------------------

Hgt: 6-2 **Wgt:** 188 **Born:** 6-23-75 **College:** Duquesne
Acquired: Signed as a free agent on July 20, 2001.
Departed: Waived on October 25, 2001.
Re-Acquired: Signed as a free agent on December 18, 2001.
Departed: Became an unrestricted free agent on July 1, 2003.

	GP-GS	MIN	FGM	FGA	PCT	FTM	FTA	PCT	REB	AST	PF-DQ	ST	TO	BS	PTS	AVG
2001-02	15-0	119	15	43	.349	4	7	.571	14	19	17-0	6	13	1	42	2.8
2002-03	78-8	1722	218	585	.373	104	142	.732	149	246	176-1	64	108	5	607	7.8
TOTALS	93-8	1841	233	628	.371	108	149	.725	163	265	193-1	70	121	6	649	7.0

3FG: 01-02: 8-21 (.381); 02-03: 67-228 (.294); TOTALS: 75-249 (.301)

*Wore No. 12 in 2001-02

TIM JAMES	NO: 40	POS: Forward
------------------	---------------	---------------------

Hgt: 6-7 **Wgt:** 212 **Born:** 12-25-76 **College:** Miami
Acquired: Drafted in the first round (25th overall) in 1999.
Departed: Traded along with P.J. Brown, Jamal Mashburn, Otis Thorpe and Rodney Buford to Charlotte for Eddie Jones, Anthony Mason, Ricky Davis and Dale Ellis on August 1, 2000.

	GP-GS	MIN	FGM	FGA	PCT	FTM	FTA	PCT	REB	AST	PF-DQ	ST	TO	BS	PTS	AVG
1999-00	4-0	23	5	14	.357	1	3	.333	4	2	1-0	0	2	3	11	2.8

3FG: 99-00: 0-0 (.000)

HAROLD JAMISON	NO: 6	POS: Forward
-----------------------	--------------	---------------------

Hgt: 6-8 **Wgt:** 260 **Born:** 11-20-76 **College:** Clemson
Acquired: Signed as a free agent on September 1, 1999...re-signed on August 31, 2000.
Departed: Waived on October 31, 2000.

	GP-GS	MIN	FGM	FGA	PCT	FTM	FTA	PCT	REB	AST	PF-DQ	ST	TO	BS	PTS	AVG
1999-00	12-0	74	7	20	.350	4	18	.222	21	4	17-0	2	4	1	18	1.5

3FG: 99-00: 0-0 (.000)

ALEXANDER JOHNSON	NO: 13	POS: Forward
--------------------------	---------------	---------------------

Hgt: 6-9 **Wgt:** 230 **Born:** 2-8-83 **College:** Florida State
Acquired: Signed as a free agent on August 24, 2007.
Departed: Waived on June 23, 2008.

	GP-GS	MIN	FGM	FGA	PCT	FTM	FTA	PCT	REB	AST	PF-DQ	ST	TO	BS	PTS	AVG
2007-08	43-6	549	61	125	.488	57	83	.687	94	13	80-2	13	42	10	179	4.2

3FG: 07-08: 0-0 (.000)

KEN JOHNSON	NO: 54	POS: Center
--------------------	---------------	--------------------

Hgt: 6-11 **Wgt:** 240 **Born:** 2-1-78 **College:** Ohio State
Acquired: Drafted in the second round (49th overall) in 2001.
Departed: Became an unrestricted free agent on July 1, 2003.

	GP-GS	MIN	FGM	FGA	PCT	FTM	FTA	PCT	REB	AST	PF-DQ	ST	TO	BS	PTS	AVG
2002-03	16-0	156	15	37	.405	2	6	.333	32	0	20-0	1	6	12	32	2.0

3FG: 02-03: 0-0 (.000)

TYLER JOHNSON	NO: 8	POS: Guard
----------------------	--------------	-------------------

Hgt: 6-4 **Wgt:** 186 **Born:** 5-7-92 **College:** Fresno State
Acquired: Signed as a free agent on August 7, 2014.
Departed: Waived on October 25, 2014.
Re-Acquired: Signed a 10-day contract on January 8, 2015...signed a second 10-day contract on January 29, 2015...signed on February 8, 2015.

	GP-GS	MIN	FGM	FGA	PCT	FTM	FTA	PCT	REB	AST	PF-DQ	ST	TO	BS	PTS	AVG
2014-15	32-2	603	70	167	.419	32	47	.681	81	42	42-0	33	30	9	190	5.9

3FG: 14-15: 18-48 (.375)

BOBBY JONES	NO: 21	POS: Forward
-------------	--------	--------------

Hgt: 6-7 **Wgt:** 215 **Born:** 1-9-84 **College:** Washington
Acquired: Signed a 10-day contract on March 12, 2008.
Departed: Contract expired on March 21, 2008.
Re-Acquired: Claimed off waivers on August 5, 2008.
Departed: Waived on August 15, 2008.

	GP-GS	MIN	FGM	FGA	PCT	FTM	FTA	PCT	REB	AST	PF-DQ	ST	TO	BS	PTS	AVG
2007-08	6-0	143	17	32	.531	8	13	.615	24	5	18-0	2	7	0	48	8.0

3FG: 07-08: 6-15 (.400)

DAMON JONES	NO: 19	POS: Guard
-------------	--------	------------

Hgt: 6-3 **Wgt:** 190 **Born:** 8-25-76 **College:** Houston
Acquired: Signed as a free agent on August 6, 2004.
Departed: Became an unrestricted free agent on July 1, 2005.

	GP-GS	MIN	FGM	FGA	PCT	FTM	FTA	PCT	REB	AST	PF-DQ	ST	TO	BS	PTS	AVG
2004-05	82-66	2576	331	726	.456	68	86	.791	231	350	121-0	44	98	5	955	11.6

3FG: 04-05: 225-521 (.432)

PLAYOFFS

	GP-GS	MIN	FGM	FGA	PCT	FTM	FTA	PCT	REB	AST	PF-DQ	ST	TO	BS	PTS	AVG
2004-05	15-15	498	62	129	.481	18	30	.600	41	60	24-0	7	17	0	181	12.1

3FG: 04-05: 39-91 (.429)

EDDIE JONES	NO: 6	POS: Guard
-------------	-------	------------

Hgt: 6-6 **Wgt:** 200 **Born:** 10-20-71 **College:** Temple
Acquired: From Charlotte along with Anthony Mason, Ricky Davis and Dale Ellis in exchange for P.J. Brown, Jamal Mashburn, Otis Thorpe, Tim James and Rodney Buford on August 1, 2000.
Departed: Traded to Memphis on August 2, 2005 along with Raul Lopez in a five-team trade that brought Antoine Walker, James Posey, Jason Williams, Andre Emmett and the draft rights to Roberto Duenas to Miami; Curtis Borchardt, Qyntel Woods, the draft rights to Albert Miralles and two second-round draft picks to Boston; Rasual Butler and Kirk Snyder to New Orleans and Greg Ostertag to Utah.
Re-Acquired: Signed as a free agent on February 1, 2007.
Departed: Became an unrestricted free agent on July 1, 2007.

	GP-GS	MIN	FGM	FGA	PCT	FTM	FTA	PCT	REB	AST	PF-DQ	ST	TO	BS	PTS	AVG
2000-01	63-58	2282	388	871	.445	228	270	.844	292	171	183-5	110	135	58	1094	17.4
2001-02	81-81	3156	517	1198	.432	297	355	.837	378	262	258-2	117	148	77	1480	18.3
2002-03	47-47	1789	291	688	.423	189	230	.822	226	173	137-1	64	85	31	869	18.5
2003-04	81-81	2998	473	1156	.409	278	333	.835	308	258	226-2	92	129	34	1401	17.3
2004-05	80-80	2839	351	820	.428	174	216	.806	405	212	251-4	86	99	38	1018	12.7
2006-07	35-27	1033	121	271	.446	34	41	.829	129	76	70-0	46	24	8	332	9.5
TOTALS	387-374	14097	2141	5004	.428	1200	1445	.830	1738	1152	1125-14	515	620	246	6194	16.0

3FG: 00-01: 90-238 (.378); 01-02: 149-382 (.390); 02-03: 98-241 (.407); 03-04: 177-479 (.370); 04-05: 142-382 (.372); 06-07: 56-148 (.378); TOTALS: 712-1870 (.381)

PLAYOFFS

	GP-GS	MIN	FGM	FGA	PCT	FTM	FTA	PCT	REB	AST	PF-DQ	ST	TO	BS	PTS	AVG
2000-01	3-3	108	22	44	.500	6	7	.857	18	7	9-0	3	7	1	57	19.0
2003-04	13-13	478	56	153	.366	40	50	.800	47	29	37-0	18	19	11	172	13.2
2004-05	15-15	601	71	156	.455	31	42	.738	87	39	57-1	18	22	9	205	13.7
2006-07	3-2	66	2	9	.222	5	6	.833	6	5	7-0	1	1	1	10	3.3
TOTALS	34-33	1253	151	362	.417	82	105	.781	158	80	110-1	40	49	22	444	13.1

3FG: 00-01: 7-16 (.438); 03-04: 20-67 (.299); 04-05: 32-80 (.400); 06-07: 1-6 (.167); TOTALS: 60-169 (.355)



JAMES JONES	NO. 22	POS: Guard/Forward
--------------------	---------------	---------------------------

Hgt: 6-8 **Wgt:** 215 **Born:** 10-4-80 **College:** Miami
Acquired: Signed as a free agent on July 9, 2008.
Departed: Waived on June 29, 2010.
Re-Acquired: Signed as a free agent on July 19, 2010...re-signed on December 9, 2011.
Departed: Became an unrestricted free agent on July 1, 2014.

	GP-GS	MIN	FGM	FGA	PCT	FTM	FTA	PCT	REB	AST	PF-DQ	ST	TO	BS	PTS	AVG
2008-09	40-1	630	55	149	.369	26	31	.839	62	20	58-0	12	12	14	169	4.2
2009-10	36-6	503	43	119	.361	23	28	.821	45	17	45-1	11	11	4	146	4.1
2010-11	81-8	1549	146	346	.422	60	72	.833	160	43	129-0	29	21	19	475	5.9
2011-12	51-10	666	57	150	.380	25	30	.833	49	19	45-0	17	10	9	185	3.6
2012-13	38-0	221	21	61	.344	2	4	.500	22	13	16-0	2	3	6	60	1.6
2013-14	20-6	236	31	68	.456	7	11	.636	23	9	6-0	3	4	4	97	4.9
TOTALS	266-31	3805	353	893	.395	143	176	.813	361	121	299-1	74	61	56	1132	4.3

3FG: 08-09: 33-96 (.344); 09-10: 37-90 (.411); 10-11: 123-287 (.429); 11-12: 46-114 (.404); 12-13: 16-53 (.302); 13-14: 28-54 (.519); TOTALS: 283-694 (.408)

PLAYOFFS

	GP-GS	MIN	FGM	FGA	PCT	FTM	FTA	PCT	REB	AST	PF-DQ	ST	TO	BS	PTS	AVG
2008-09	7-7	235	17	32	.531	22	24	.917	16	5	19-1	3	4	1	67	9.6
2009-10	1-0	9	0	1	.000	2	2	1.000	0	0	1-0	0	1	0	2	2.0
2010-11	12-0	272	24	51	.471	13	13	1.000	30	2	24-0	6	4	2	78	6.5
2011-12	20-0	173	16	43	.372	10	10	1.000	20	2	12-0	3	4	1	51	2.6
2012-13	9-0	33	3	7	.429	0	0	.000	3	0	3-0	0	2	1	9	1.0
2013-14	15-0	126	18	40	.450	2	3	.667	11	5	17-0	3	0	2	53	3.5
TOTALS	64-7	848	78	174	.448	49	52	.942	80	14	76-1	15	15	7	260	4.1

3FG: 08-09: 11-22 (.500); 09-10: 0-1 (.000); 10-11: 17-37 (.459); 11-12: 9-30 (.300); 12-13: 3-4 (.750); 13-14: 15-32 (.469); TOTALS: 55-126 (.437)

JASON KAPONO	NO: 24	POS: Forward
---------------------	---------------	---------------------

Hgt: 6-8 **Wgt:** 215 **Born:** 2-4-81 **College:** UCLA
Acquired: Signed as a free agent on October 2, 2005.
Departed: Became an unrestricted free agent on July 1, 2007.

	GP-GS	MIN	FGM	FGA	PCT	FTM	FTA	PCT	REB	AST	PF-DQ	ST	TO	BS	PTS	AVG
2005-06	51-2	665	79	177	.446	28	33	.848	71	37	89-0	7	20	3	207	4.1
2006-07	67-35	1767	278	563	.494	66	74	.892	180	81	135-1	38	70	2	730	10.9
TOTALS	118-37	2432	357	740	.482	94	107	.879	251	118	224-1	45	90	5	937	7.9

3FG: 05-06: 21-53 (.396); 06-07: 108-210 (.514); TOTALS: 129-263 (.490)

PLAYOFFS

	GP-GS	MIN	FGM	FGA	PCT	FTM	FTA	PCT	REB	AST	PF-DQ	ST	TO	BS	PTS	AVG
2005-06	1-0	2	0	0	.000	0	0	.000	0	0	0-0	0	0	0	0	0.0
2006-07	4-1	77	8	17	.471	2	2	1.000	5	2	9-0	2	1	0	20	5.0
TOTALS	5-1	79	8	17	.471	2	2	1.000	5	2	9-0	2	1	0	20	4.0

3FG: 05-06: 0-0 (.000); 06-07: 2-4 (.500); TOTALS: 2-4 (.500)

ALEC KESSLER	NO: 33	POS: Forward/Center
---------------------	---------------	----------------------------

Hgt: 6-11 **Wgt:** 250 **Born:** 1-13-67 **College:** Georgia
Acquired: From Houston in exchange for draft rights to Dave Jamerson and Carl Herrera on July 27, 1990.
Departed: Waived on November 2, 1994.

	GP-GS	MIN	FGM	FGA	PCT	FTM	FTA	PCT	REB	AST	PF-DQ	ST	TO	BS	PTS	AVG
1990-91	78-18	1259	199	468	.425	88	131	.672	336	31	189-1	17	108	26	486	6.2
1991-92	77-4	1197	158	383	.413	94	115	.817	314	34	185-3	17	58	32	410	5.3
1992-93	40-2	415	57	122	.467	36	47	.766	91	14	63-0	4	21	12	155	3.9
1993-94	15-0	66	11	25	.440	6	8	.750	10	2	14-0	1	5	1	33	2.2
TOTALS	210-24	2937	425	998	.426	224	301	.744	751	81	451-4	39	192	71	1084	5.2

3FG: 90-91: 0-4 (.000); 91-92: 0-0 (.000); 92-93: 5-11 (.455); 93-94: 5-9 (.556); TOTALS: 10-24 (.417)

PLAYOFFS

	GP-GS	MIN	FGM	FGA	PCT	FTM	FTA	PCT	REB	AST	PF-DQ	ST	TO	BS	PTS	AVG
1991-92	2-0	12	0	2	.000	2	2	1.000	1	0	1-0	0	1	0	2	1.0

3FG: 91-92: 0-0 (.000)

STACEY KING	NO: 21	POS: Forward/Center
--------------------	---------------	----------------------------

Hgt: 6-11 **Wgt:** 250 **Born:** 1-29-67 **College:** Oklahoma
Acquired: Signed as a free agent on October 5, 1995.
Departed: Rights renounced on July 17, 1996.

	GP-GS	MIN	FGM	FGA	PCT	FTM	FTA	PCT	REB	AST	PF-DQ	ST	TO	BS	PTS	AVG
1995-96	15-0	156	17	36	.472	4	8	.500	23	2	39-2	7	18	2	38	2.5

3FG: 95-96: 0-0 (.000)

PLAYOFFS

	GP-GS	MIN	FGM	FGA	PCT	FTM	FTA	PCT	REB	AST	PF-DQ	ST	TO	BS	PTS	AVG
1995-96	1-0	12	0	3	.000	1	2	.500	3	1	1-0	0	0	0	1	1.0

3FG: 95-96: 0-0 (.000)

CHRISTIAN LAETTNER	NO: 44	POS: Forward/Center
---------------------------	---------------	----------------------------

Hgt: 6-11 **Wgt:** 240 **Born:** 8-17-69 **College:** Duke
Acquired: Signed as a free agent on September 15, 2004.
Departed: Became an unrestricted free agent on July 1, 2005.

	GP-GS	MIN	FGM	FGA	PCT	FTM	FTA	PCT	REB	AST	PF-DQ	ST	TO	BS	PTS	AVG
2004-05	49-0	739	107	184	.582	45	59	.763	131	41	78-0	32	29	15	260	5.3

3FG: 04-05: 1-7 (.143)

PLAYOFFS

	GP-GS	MIN	FGM	FGA	PCT	FTM	FTA	PCT	REB	AST	PF-DQ	ST	TO	BS	PTS	AVG
2004-05	13-0	136	12	24	.500	5	6	.833	25	7	17-0	4	6	0	29	2.2

3FG: 04-05: 0-1 (.000)

SEAN LAMPLEY	NO: 21	POS: Forward
---------------------	---------------	---------------------

Hgt: 6-7 **Wgt:** 227 **Born:** 9-3-79 **College:** California
Acquired: From Chicago in exchange for a conditional 2003 second-round draft choice on October 1, 2001.
Departed: Waived on October 29, 2001.
Re-Acquired: Signed as a free agent on September 30, 2002.
Departed: Waived on October 27, 2003.

	GP-GS	MIN	FGM	FGA	PCT	FTM	FTA	PCT	REB	AST	PF-DQ	ST	TO	BS	PTS	AVG
2002-03	35-0	487	56	129	.434	57	82	.695	83	31	43-0	7	25	3	169	4.8

3FG: 02-03: 0-4 (.000)

ANTONIO LANG	NO: 22	POS: Forward
---------------------	---------------	---------------------

Hgt: 6-8 **Wgt:** 230 **Born:** 5-15-72 **College:** Duke
Acquired: Signed a 10-day contract on March 13, 1998...signed for the remainder of the season on March 16, 1998.
Departed: Became unrestricted free agent on July 1, 1998.

	GP-GS	MIN	FGM	FGA	PCT	FTM	FTA	PCT	REB	AST	PF-DQ	ST	TO	BS	PTS	AVG
1997-98	6-0	29	3	5	.600	6	8	.750	5	1	3-0	2	4	0	12	2.0

3FG: 97-98: 0-0 (.000)

STEPHANE LASME	NO: 45	POS: Forward
-----------------------	---------------	---------------------

Hgt: 6-8 **Wgt:** 215 **Born:** 12-17-82 **College:** Massachusetts
Acquired: Signed a 10-day contract on March 21, 2008...signed a second 10-day contract on March 31, 2008...signed for the remainder of the season on April 10, 2008.
Departed: Waived on September 3, 2008.

	GP-GS	MIN	FGM	FGA	PCT	FTM	FTA	PCT	REB	AST	PF-DQ	ST	TO	BS	PTS	AVG
2007-08	15-4	303	32	71	.451	19	32	.594	53	3	35-0	13	15	22	83	5.5

3FG: 07-08: 0-0 (.000)

Management

Players

14/15
Review

Records

Playoffs

History

All-Time
Roster

NBA/NBADL

Opponents

Media

VOSHON LENARD	NO: 21/22*	POS: Guard
----------------------	-------------------	-------------------

Hgt: 6-4 **Wgt:** 205 **Born:** 5-14-73 **College:** Minnesota
Acquired: Signed as a free agent on December 29, 1995...re-signed to a multi-year deal on August 21, 1996.
Departed: Traded along with Mark Strickland to Denver for Chris Gatling and a second-round draft pick on June 27, 2000.

	GP-GS	MIN	FGM	FGA	PCT	FTM	FTA	PCT	REB	AST	PF-DQ	ST	TO	BS	PTS	AVG
1995-96	30-0	323	53	141	.376	34	43	.791	52	31	31-0	6	23	1	176	5.9
1996-97	73-47	2111	314	684	.459	86	105	.819	217	161	168-1	50	109	18	897	12.3
1997-98	81-81	2621	363	854	.425	141	179	.788	292	180	219-0	58	99	16	1020	12.6
1998-99	12-2	190	31	79	.392	8	11	.727	16	10	18-0	3	7	1	82	6.8
1999-00	53-13	1434	228	560	.407	84	106	.792	153	136	127-2	41	80	15	629	11.9
TOTALS	249-143	6679	989	2318	.427	353	444	.795	730	518	563-3	158	318	51	2804	11.3

3FG: 95-96: 36-101 (.356); 96-97: 183-442 (.414); 97-98: 153-378 (.405); 98-99: 12-35 (.343); 99-00: 89-228 (.390);
TOTALS: 473-1184 (.399)

PLAYOFFS

	GP-GS	MIN	FGM	FGA	PCT	FTM	FTA	PCT	REB	AST	PF-DQ	ST	TO	BS	PTS	AVG
1996-97	17-17	548	63	155	.406	32	37	.865	50	36	49-0	11	30	3	194	11.4
1997-98	5-5	186	24	52	.462	15	20	.750	19	7	20-0	1	11	2	72	14.4
1998-99	4-0	57	12	22	.545	4	4	1.000	1	3	4-0	0	1	1	37	9.3
TOTALS	26-22	791	99	229	.432	51	61	.836	70	46	73-0	12	42	6	303	11.7

3FG: 96-97: 36-91 (.396); 97-98: 9-26 (.346); 98-99: 9-14 (.643); TOTALS: 54-131 (.412)

*Wore No. 22 in 1995-96

RASHARD LEWIS	NO. 9	POS: Forward
----------------------	--------------	---------------------

Hgt: 6-10 **Wgt:** 235 **Born:** 8-8-79 **High School:** Alief Elsik (Alief, TX)
Acquired: Signed as a free agent on July 11, 2012.
Departed: Became an unrestricted free agent on July 1, 2014.

	GP-GS	MIN	FGM	FGA	PCT	FTM	FTA	PCT	REB	AST	PF-DQ	ST	TO	BS	PTS	AVG
2012-13	55-9	792	103	249	.414	28	45	.622	121	30	67-0	21	33	14	285	5.2
2013-14	60-6	971	98	236	.415	26	33	.788	110	57	90-0	53	35	8	268	4.5
TOTALS	115-15	1763	201	485	.414	54	78	.692	231	87	157-0	74	68	22	553	4.8

3FG: 12-13: 51-131 (.389); 13-14: 46-134 (.343); TOTALS: 97-265 (.366)

PLAYOFFS

	GP-GS	MIN	FGM	FGA	PCT	FTM	FTA	PCT	REB	AST	PF-DQ	ST	TO	BS	PTS	AVG
2012-13	11-0	47	8	20	.400	1	2	.500	7	4	5-0	2	6	2	17	1.5
2013-14	18-8	319	35	85	.412	3	4	.750	37	5	29-0	7	5	6	95	5.3
TOTALS	29-8	366	43	105	.410	4	6	.667	44	9	34-0	9	11	8	112	3.9

3FG: 12-13: 0-4 (.000); 13-14: 22-59 (.373); TOTALS: 22-63 (.349)

DeANDRE LIGGINS	NO. 14	POS: Guard
------------------------	---------------	-------------------

Hgt: 6-6 **Wgt:** 209 **Born:** 3-31-88 **College:** Kentucky
Acquired: Signed a 10-day contract on February 25, 2014...signed a second 10-day contract on March 8, 2014.
Departed: Released from his 10-day contract on March 14, 2014.

	GP-GS	MIN	FGM	FGA	PCT	FTM	FTA	PCT	REB	AST	PF-DQ	ST	TO	BS	PTS	AVG
2013-14	1-0	1	1	1	1.000	0	0	.000	1	0	0-0	0	0	0	2	2.0

3FG: 13-14: 0-0 (.000)

SHAUN LIVINGSTON	NO. 8	POS: Guard
-------------------------	--------------	-------------------

Hgt: 6-7 **Wgt:** 185 **Born:** 9-11-85 **High School:** Peoria Central
Acquired: Signed as a free agent on October 3, 2008.
Departed: Traded to Memphis along with cash considerations for a 2012 conditional second-round draft pick on January 7, 2009.

	GP-GS	MIN	FGM	FGA	PCT	FTM	FTA	PCT	REB	AST	PF-DQ	ST	TO	BS	PTS	AVG
2008-09	4-0	41	3	8	.375	3	4	.750	2	4	4-0	2	3	0	9	2.3

3FG: 08-09: 0-0 (.000)

BRAD LOHAUS**NO:** 54**POS:** Forward/Center**Hgt:** 6-11**Wgt:** 235**Born:** 9-29-64**College:** Iowa**Acquired:** Signed as a free agent on October 7, 1994.**Departed:** Became an unrestricted free agent on July 1, 1995.

	GP-GS	MIN	FGM	FGA	PCT	FTM	FTA	PCT	REB	AST	PF-DQ	ST	TO	BS	PTS	AVG
1994-95	61-1	730	97	231	.420	10	15	.667	102	43	85-2	20	29	25	267	4.4

3FG: 94-95: 63-155 (.406)

GRANT LONG**NO:** 43**POS:** Forward**Hgt:** 6-9**Wgt:** 248**Born:** 3-12-66**College:** Eastern Michigan**Acquired:** Drafted in the second round (33rd overall) in 1988.**Departed:** Traded along with Steve Smith and a future second-round pick to Atlanta in exchange for Kevin Willis and a future first-round draft pick on November 7, 1994.

	GP-GS	MIN	FGM	FGA	PCT	FTM	FTA	PCT	REB	AST	PF-DQ	ST	TO	BS	PTS	AVG
1988-89	82-73	2435	336	692	.486	304	406	.749	546	149	337-13	122	201	48	976	11.9
1989-90	81-31	1856	257	532	.483	172	241	.714	402	96	300-11	91	139	38	686	8.5
1990-91	80-66	2514	276	561	.492	181	230	.787	568	176	295-10	119	156	43	734	9.2
1991-92	82-82	3063	440	890	.494	326	404	.807	691	225	248-2	139	185	40	1212	14.8
1992-93	76-62	2728	397	847	.469	261	341	.765	568	182	264-8	104	133	31	1061	14.0
1993-94	69-59	2201	300	672	.446	187	238	.786	495	170	244-5	89	125	26	788	11.4
1994-95	2-2	62	5	12	.417	6	10	.600	11	4	11-1	2	4	0	16	8.0
TOTALS	472-375	14859	2011	4206	.478	1437	1870	.768	3281	1002	1699-50	666	943	226	5473	11.6

3FG: 88-89: 0-5 (.000); 89-90: 0-3 (.000); 90-91: 1-6 (.167); 91-92: 6-22 (.273); 92-93: 6-26 (.231); 93-94: 1-6 (.167); 94-95: 0-0 (.000); TOTALS: 14-68 (.206)

PLAYOFFS

	GP-GS	MIN	FGM	FGA	PCT	FTM	FTA	PCT	REB	AST	PF-DQ	ST	TO	BS	PTS	AVG
1991-92	3-3	120	15	36	.417	7	10	.700	15	8	11-0	5	5	0	37	12.3
1993-94	4-2	110	14	36	.389	21	27	.778	18	7	16-1	3	10	2	49	12.3
TOTALS	7-5	230	29	72	.403	28	37	.757	33	15	27-1	8	15	2	86	12.3

3FG: 91-92: 0-4 (.000); 93-94: 0-0 (.000); TOTALS: 0-4 (.000)

SAM MACK**NO:** 4**POS:** Forward**Hgt:** 6-7**Wgt:** 210**Born:** 5-26-70**College:** Houston**Acquired:** Signed as a free agent on September 14, 2001.**Departed:** Waived on December 13, 2001.

	GP-GS	MIN	FGM	FGA	PCT	FTM	FTA	PCT	REB	AST	PF-DQ	ST	TO	BS	PTS	AVG
2001-02	12-1	159	14	49	.286	5	7	.714	14	4	17-0	5	7	1	40	3.3

3FG: 01-02: 7-28 (.250)

DON MacLEAN**NO:** 7**POS:** Forward**Hgt:** 6-10**Wgt:** 235**Born:** 1-16-70**College:** UCLA**Acquired:** Signed as a free agent on September 13, 2000.**Departed:** Traded to Toronto on August 26, 2001 in a three-team deal that brought Chris Gatling to Miami and sent Ricky Davis and Brian Skinner to Cleveland.

	GP-GS	MIN	FGM	FGA	PCT	FTM	FTA	PCT	REB	AST	PF-DQ	ST	TO	BS	PTS	AVG
2000-01	8-1	76	10	20	.500	9	12	.750	18	4	9-0	5	10	1	31	3.9

3FG: 00-01: 2-2 (1.000)

JAMAAL MAGLOIRE	NO: 21	POS: Center
------------------------	---------------	--------------------

Hgt: 6-11 **Wgt:** 255 **Born:** 5-21-78 **College:** Kentucky
Acquired: Signed as a free agent on September 2, 2008....re-signed on July 22, 2009....re-signed on July 19, 2010.
Departed: Became an unrestricted free agent on July 1, 2011.

	GP-GS	MIN	FGM	FGA	PCT	FTM	FTA	PCT	REB	AST	PF-DQ	ST	TO	BS	PTS	AVG
2008-09	55-12	709	65	131	.496	29	60	.483	222	22	121-0	11	32	25	159	2.9
2009-10	36-0	359	28	56	.500	21	59	.356	121	1	59-0	9	17	11	77	2.1
2010-11	18-0	158	13	22	.591	9	18	.500	61	3	26-0	4	5	2	35	1.9
TOTALS	109-12	1226	106	209	.507	59	137	.431	404	26	206-0	24	54	38	271	2.5

3FG: 08-09: 0-0 (.000); 09-10: 0-0 (.000); 10-11: 0-0 (.000); TOTALS: 0-0 (.000)

PLAYOFFS

	GP-GS	MIN	FGM	FGA	PCT	FTM	FTA	PCT	REB	AST	PF-DQ	ST	TO	BS	PTS	AVG
2008-09	6-0	47	1	3	.333	0	0	.000	11	1	9-0	0	3	0	2	0.3
2009-10	1-0	5	0	2	.000	0	0	.000	1	0	1-0	0	1	0	0	0.0
2010-11	3-0	18	2	5	.400	0	0	.000	5	2	4-0	1	1	0	4	1.3
TOTALS	10-0	70	3	10	.300	0	0	.000	17	3	14-0	1	5	0	6	0.6

3FG: 08-09: 0-0 (.000); 09-10: 0-0 (.000); 10-11: 0-0 (.000); TOTALS: 0-0 (.000)

DAN MAJERLE	NO: 9	POS: Guard/Forward
--------------------	--------------	---------------------------

Hgt: 6-6 **Wgt:** 220 **Born:** 9-9-65 **College:** Central Michigan
Acquired: Signed as a free agent on August 22, 1996...re-signed on August 16, 1999.
Departed: Became an unrestricted free agent on July 1, 2001.

	GP-GS	MIN	FGM	FGA	PCT	FTM	FTA	PCT	REB	AST	PF-DQ	ST	TO	BS	PTS	AVG
1996-97	36-26	1264	141	347	.406	40	59	.678	162	116	75-0	54	50	14	390	10.8
1997-98	72-22	1928	184	439	.419	40	51	.784	268	157	139-2	68	65	15	519	7.2
1998-99	48-48	1624	118	298	.396	33	46	.717	208	150	100-0	38	55	7	337	7.0
1999-00	69-69	2308	170	422	.403	56	69	.812	333	206	156-1	89	62	17	506	7.3
2000-01	53-19	1306	87	259	.336	36	44	.818	166	88	98-0	53	35	15	267	5.0
TOTALS	278-184	8430	700	1765	.397	205	269	.762	1137	717	568-3	302	267	68	2019	7.3

3FG: 96-97: 68-201 (.338); 97-98: 111-295 (.376); 98-99: 68-203 (.335); 99-00: 110-304 (.362); 00-01: 57-181 (.315); TOTALS: 414-1184 (.350)

PLAYOFFS

	GP-GS	MIN	FGM	FGA	PCT	FTM	FTA	PCT	REB	AST	PF-DQ	ST	TO	BS	PTS	AVG
1996-97	17-2	496	46	117	.393	19	28	.679	72	43	31-0	21	13	4	136	8.0
1997-98	2-2	62	3	8	.375	1	2	.500	5	5	3-0	4	1	1	9	4.5
1998-99	5-5	152	5	26	.192	5	7	.714	29	6	15-0	5	3	2	20	4.0
1999-00	10-10	372	30	71	.423	10	14	.714	70	32	34-0	21	11	1	90	9.0
2000-01	3-0	71	5	16	.313	2	4	.500	10	5	7-0	3	2	0	16	5.3
TOTALS	37-19	1153	89	238	.374	37	55	.673	186	91	90-0	54	30	8	271	7.3

3FG: 96-97: 25-74 (.338); 97-98: 2-6 (.333); 98-99: 5-22 (.227); 99-00: 20-50 (.400); 00-01: 4-14 (.286); TOTALS: 56-166 (.337)

JEFF MALONE	NO: 25	POS: Guard
--------------------	---------------	-------------------

Hgt: 6-4 **Wgt:** 205 **Born:** 6-28-61 **College:** Mississippi State
Acquired: Signed to a 10-day contract on February 12, 1996...signed to a second 10-day contract on February 22, 1996...signed for the remainder of the season on March 3, 1996.
Departed: Rights renounced on July 17, 1996.

	GP-GS	MIN	FGM	FGA	PCT	FTM	FTA	PCT	REB	AST	PF-DQ	ST	TO	BS	PTS	AVG
1995-96	7-0	103	13	33	.394	5	6	.833	8	7	6-0	3	3	0	31	4.4

3FG: 95-96: 0-0 (.000)

SHAWN MARION**NO:** 7**POS:** Forward**Hgt:** 6-7**Wgt:** 228**Born:** 5-7-78**College:** UNLV**Acquired:** From Phoenix along with Marcus Banks in exchange for Shaquille O'Neal on February 6, 2008.**Departed:** Traded to Toronto along with Marcus Banks and cash considerations in exchange for Jermaine O'Neal, Jamario Moon and a conditional draft pick on February 13, 2009.

	GP-GS	MIN	FGM	FGA	PCT	FTM	FTA	PCT	REB	AST	PF-DQ	ST	TO	BS	PTS	AVG
2007-08	16-15	602	96	209	.459	29	42	.690	179	40	33-0	30	37	15	229	14.3
2008-09	42-41	1516	215	446	.482	67	85	.788	365	77	92-1	57	56	45	505	12.0
TOTALS	58-56	2118	311	655	.475	96	127	.756	544	117	125-1	87	93	60	734	12.7

3FG: 07-08: 8-31 (.258); 08-09: 8-40 (.200); TOTALS: 16-71 (.225)

SEAN MARKS**NO:** 22**POS:** Forward/Center**Hgt:** 6-10¹/₂**Wgt:** 250**Born:** 8-23-75**College:** California**Acquired:** Signed as a free agent on October 1, 2001.**Departed:** Became an unrestricted free agent on July 1, 2003.

	GP-GS	MIN	FGM	FGA	PCT	FTM	FTA	PCT	REB	AST	PF-DQ	ST	TO	BS	PTS	AVG
2001-02	21-6	319	38	88	.432	20	34	.588	75	8	40-0	5	19	10	96	4.6
2002-03	23-0	223	22	59	.373	10	15	.667	35	3	37-1	5	14	6	54	2.3
TOTALS	44-6	542	60	147	.408	30	49	.612	110	11	77-1	10	33	16	150	3.4

3FG: 01-02: 0-0 (.000); 02-03: 0-1 (.000); TOTALS: 0-1 (.000)

JAMAL MASHBURN**NO:** 24**POS:** Forward**Hgt:** 6-8**Wgt:** 250**Born:** 11-29-72**College:** Kentucky**Acquired:** From Dallas in exchange for Sasha Danilovic, Martin Muursepp and Kurt Thomas on February 14, 1997.**Departed:** Traded along with P.J. Brown, Otis Thorpe, Rodney Buford and Tim James to Charlotte for Eddie Jones, Anthony Mason, Ricky Davis and Dale Ellis on August 1, 2000.

	GP-GS	MIN	FGM	FGA	PCT	FTM	FTA	PCT	REB	AST	PF-DQ	ST	TO	BS	PTS	AVG
1996-97	32-30	1189	146	367	.398	88	117	.752	179	111	117-4	43	57	7	428	13.4
1997-98	48-48	1729	251	577	.435	184	231	.797	236	132	137-1	43	108	14	723	15.1
1998-99	24-23	855	134	297	.451	75	104	.721	146	75	58-0	20	60	3	356	14.8
1999-00	76-76	2828	515	1158	.445	186	239	.778	381	298	215-3	79	180	14	1328	17.5
TOTALS	180-177	6601	1046	2399	.436	533	691	.771	942	616	527-8	185	405	38	2835	15.8

3FG: 96-97: 48-146 (.329); 97-98: 37-122 (.303); 98-99: 13-30 (.433); 99-00: 112-278 (.403); TOTALS: 210-576 (.365)

PLAYOFFS

	GP-GS	MIN	FGM	FGA	PCT	FTM	FTA	PCT	REB	AST	PF-DQ	ST	TO	BS	PTS	AVG
1996-97	17-17	554	65	168	.387	26	40	.650	84	35	73-2	17	70	2	178	10.5
1997-98	5-3	129	12	45	.267	3	4	.750	22	9	21-2	3	9	1	31	6.2
1998-99	5-5	152	19	49	.388	6	9	.667	13	10	11-0	2	10	0	50	10.0
1999-00	10-10	423	63	157	.401	36	42	.857	46	32	30-0	11	24	2	175	17.5
TOTALS	37-35	1258	159	419	.379	71	95	.747	165	86	135-4	33	113	5	434	11.7

3FG: 96-97: 22-62 (.355); 97-98: 4-11 (.364); 98-99: 6-14 (.429); 99-00: 13-33 (.394); TOTALS: 45-120 (.375)

ANTHONY MASON**NO:** 14**POS:** Forward**Hgt:** 6-8**Wgt:** 255**Born:** 12-14-66**College:** Tennessee State**Acquired:** From Charlotte along with Eddie Jones, Ricky Davis and Dale Ellis in exchange for P.J. Brown, Jamal Mashburn, Otis Thorpe, Tim James and Rodney Buford on August 1, 2000.**Departed:** Became an unrestricted free agent on July 1, 2001.

	GP-GS	MIN	FGM	FGA	PCT	FTM	FTA	PCT	REB	AST	PF-DQ	ST	TO	BS	PTS	AVG
2000-01	80-80	3254	460	954	.482	370	474	.781	770	248	231-5	80	179	25	1290	16.1

3FG: 00-01: 0-0 (.000)

PLAYOFFS

	GP-GS	MIN	FGM	FGA	PCT	FTM	FTA	PCT	REB	AST	PF-DQ	ST	TO	BS	PTS	AVG
2000-01	3-3	98	5	13	.385	6	6	1.000	9	4	6-0	1	7	0	16	5.3

3FG: 00-01: 0-1 (.000)

ROGER MASON JR.	NO: 21	POS: Guard
------------------------	---------------	-------------------

Hgt: 6-5 **Wgt:** 205 **Born:** 9-10-80 **College:** Virginia
Acquired: Signed as a free agent on September 27, 2013.
Departed: Traded to Sacramento in exchange for a conditional 2015 second-round draft pick on February 20, 2014.

	GP-GS	MIN	FGM	FGA	PCT	FTM	FTA	PCT	REB	AST	PF-DQ	ST	TO	BS	PTS	AVG
2013-14	25-2	260	25	67	.373	7	7	1.000	22	19	26-0	6	9	1	74	3.0

3FG: 13-14: 17-48 (.354)

JOSH McROBERTS	NO: 4	POS: Forward
-----------------------	--------------	---------------------

Hgt: 6-10 **Wgt:** 240 **Born:** 2-28-87 **College:** Duke
Acquired: Signed as a free agent on July 14, 2014.

	GP-GS	MIN	FGM	FGA	PCT	FTM	FTA	PCT	REB	AST	PF-DQ	ST	TO	BS	PTS	AVG
2014-15	17-4	296	28	53	.528	8	13	.615	45	33	41-0	12	22	3	72	4.2

3FG: 14-15: 8-19 (.421)

MIKE MILLER	NO: 13	POS: Forward
--------------------	---------------	---------------------

Hgt: 6-8 **Wgt:** 210 **Born:** 2-19-80 **College:** Florida
Acquired: Signed as a free agent on July 16, 2010.
Departed: Waived on July 16, 2013.

	GP-GS	MIN	FGM	FGA	PCT	FTM	FTA	PCT	REB	AST	PF-DQ	ST	TO	BS	PTS	AVG
2010-11	41-2	838	81	202	.401	23	34	.676	184	51	88-0	20	41	2	228	5.6
2011-12	39-2	752	91	209	.435	2	5	.400	128	42	58-0	14	30	6	237	6.1
2012-13	59-17	900	100	231	.433	8	11	.727	157	99	63-0	21	35	4	281	4.8
TOTALS	139-21	2490	272	642	.424	33	50	.660	469	192	209-0	55	106	12	746	5.4

3FG: 10-11: 43-118 (.364); 11-12: 53-117 (.453); 12-13: 73-175 (.417); TOTALS: 169-410 (.412)

PLAYOFFS

	GP-GS	MIN	FGM	FGA	PCT	FTM	FTA	PCT	REB	AST	PF-DQ	ST	TO	BS	PTS	AVG
2010-11	18-0	215	18	53	.340	0	0	.000	49	13	26-0	7	8	1	47	2.6
2011-12	23-0	368	40	99	.404	9	11	.818	58	17	41-0	9	12	2	120	5.2
2012-13	17-5	232	21	45	.467	0	0	.000	33	15	26-0	8	5	2	58	3.4
TOTALS	58-5	815	79	197	.401	9	11	.818	140	45	93-0	24	25	5	225	3.9

3FG: 10-11: 11-37 (.297); 11-12: 31-75 (.413); 12-13: 16-36 (.444); TOTALS: 58-148 (.392)

TERRY MILLS	NO: 6	POS: Forward
--------------------	--------------	---------------------

Hgt: 6-10 **Wgt:** 250 **Born:** 12-21-67 **College:** Michigan
Acquired: Signed as a free agent on August 20, 1997.
Departed: Became an unrestricted free agent on July 1, 1999.

	GP-GS	MIN	FGM	FGA	PCT	FTM	FTA	PCT	REB	AST	PF-DQ	ST	TO	BS	PTS	AVG
1997-98	50-0	782	81	206	.393	25	33	.758	152	39	129-1	19	45	9	212	4.2
1998-99	1-0	29	3	8	.375	1	2	.500	4	0	3-0	1	3	0	9	9.0
TOTALS	51-0	811	84	214	.393	26	35	.743	156	39	132-1	20	48	9	221	4.3

3FG: 97-98: 25-81 (.309); 98-99: 2-4 (.500); TOTALS: 27-85 (.318)

PLAYOFFS

	GP-GS	MIN	FGM	FGA	PCT	FTM	FTA	PCT	REB	AST	PF-DQ	ST	TO	BS	PTS	AVG
1997-98	2-0	11	1	5	.200	1	2	.500	3	0	3-0	0	0	0	4	2.0

3FG: 97-98: 1-4 (.250)

HAROLD MINER**NO:** 4/32***POS:** Guard**Hgt:** 6-5**Wgt:** 214**Born:** 5-5-71**College:** USC**Acquired:** Drafted in the first round (12th overall) in 1992.**Departed:** Traded to Cleveland along with a second-round draft pick for a 1995 second-round draft pick and future considerations on July 15, 1995.

	GP-GS	MIN	FGM	FGA	PCT	FTM	FTA	PCT	REB	AST	PF-DQ	ST	TO	BS	PTS	AVG
1992-93	73-0	1383	292	615	.475	163	214	.762	147	73	130-2	34	92	8	750	10.3
1993-94	63-31	1358	254	532	.477	149	180	.828	156	95	132-0	31	95	13	661	10.5
1994-95	45-16	871	123	305	.403	69	95	.726	117	69	85-0	15	77	6	329	7.3
TOTALS	181-47	3612	669	1452	.461	381	489	.779	420	237	347-2	80	264	27	1740	9.6

3FG: 92-93: 3-9 (.333); 93-94: 4-6 (.667); 94-95: 14-49 (.286); TOTALS: 21-64 (.328)

PLAYOFFS

	GP-GS	MIN	FGM	FGA	PCT	FTM	FTA	PCT	REB	AST	PF-DQ	ST	TO	BS	PTS	AVG
1993-94	4-0	57	12	26	.462	8	11	.727	8	2	4-0	1	2	0	32	8.0

3FG: 93-94: 0-0 (.000)

*Wore No. 32 from 1992-94

TODD MITCHELL**NO:** 34**POS:** Forward**Hgt:** 6-7**Wgt:** 205**Born:** 7-26-66**College:** Purdue**Acquired:** Signed as a free agent on December 31, 1988.**Departed:** Waived on February 24, 1989.

	GP-GS	MIN	FGM	FGA	PCT	FTM	FTA	PCT	REB	AST	PF-DQ	ST	TO	BS	PTS	AVG
1988-89	22-0	320	41	88	.466	36	60	.600	47	20	49-0	15	29	2	118	5.4

3FG: 88-89: 0-0 (.000)

JAMARIO MOON**NO.** 8**POS:** Forward**Hgt:** 6-8**Wgt:** 200**Born:** 6-13-80**College:** Meridian CC**Acquired:** From Toronto along with Jermaine O'Neal and a conditional draft pick for Shawn Marion, Marcus Banks and cash considerations on February 13, 2009.**Departed:** Became a restricted free agent on July 1, 2009 and signed with Cleveland as a free agent on July 24, 2009 after the HEAT refused to match the offer sheet signed on July 17, 2009.

	GP-GS	MIN	FGM	FGA	PCT	FTM	FTA	PCT	REB	AST	PF-DQ	ST	TO	BS	PTS	AVG
2008-09	26-21	689	72	157	.459	13	15	.867	116	25	48-0	21	12	16	184	7.1

3FG: 08-09: 27-73 (.370)

PLAYOFFS

	GP-GS	MIN	FGM	FGA	PCT	FTM	FTA	PCT	REB	AST	PF-DQ	ST	TO	BS	PTS	AVG
2008-09	3-0	40	5	5	1.000	0	2	.000	9	1	5-0	1	2	1	12	4.0

3FG: 08-09: 2-2 (1.000)

JOHN MORTON**NO:** 23**POS:** Guard**Hgt:** 6-3**Wgt:** 181**Born:** 5-18-67**College:** Seton Hall**Acquired:** Signed as a free agent on November 22, 1991.**Departed:** Waived on October 28, 1992.

	GP-GS	MIN	FGM	FGA	PCT	FTM	FTA	PCT	REB	AST	PF-DQ	ST	TO	BS	PTS	AVG
1991-92	21-0	216	33	81	.407	24	29	.828	19	27	20-0	12	24	1	92	4.4

3FG: 91-92: 2-15 (.133)

PLAYOFFS

	GP-GS	MIN	FGM	FGA	PCT	FTM	FTA	PCT	REB	AST	PF-DQ	ST	TO	BS	PTS	AVG
1991-92	1-0	2	0	0	.000	2	2	1.000	0	0	0-0	0	1	0	2	2.0

3FG: 91-92: 0-0 (.000)

ALONZO MOURNING**NO:** 33***POS:** Center**Hgt:** 6-10**Wgt:** 261**Born:** 2-8-70**College:** Georgetown**HOF:** 2014

Acquired: From Charlotte along with Pete Meyers and LeRon Ellis in exchange for Glen Rice, Matt Geiger, Khalid Reeves and a 1996 first-round draft pick on November 3, 1995...re-signed to a multi-year contract on August 10, 1996.

Departed: Became an unrestricted free agent on July 1, 2003.

Re-Acquired: Signed as a free agent on March 1, 2005...re-signed on August 18, 2006.

Departed: Became an unrestricted free agent on July 1, 2008.

	GP-GS	MIN	FGM	FGA	PCT	FTM	FTA	PCT	REB	AST	PF-DQ	ST	TO	BS	PTS	AVG
1995-96	70-70	2671	563	1076	.523	488	712	.685	727	159	245-5	70	262	189	1623	23.2
1996-97	66-65	2320	473	885	.534	363	565	.642	656	104	272-9	56	226	189	1310	19.8
1997-98	58-56	1939	403	732	.551	309	465	.665	558	52	208-4	40	179	130	1115	19.2
1998-99	46-46	1753	324	634	.511	276	423	.652	507	74	161-1	34	139	180	924	20.1
1999-00	79-78	2748	652	1184	.551	414	582	.711	753	123	308-8	40	217	294	1718	21.7
2000-01	13-3	306	73	141	.518	31	55	.564	101	12	24-0	4	28	31	177	13.6
2001-02	75-74	2455	447	866	.516	283	431	.657	632	87	258-7	27	182	186	1178	15.7
2002-03	0-0	0	0	0	.000	0	0	.000	0	0	0-0	0	0	0	0	0.0
2004-05	19-3	245	32	62	.516	31	55	.564	71	4	32-0	3	12	33	95	5.0
2005-06	65-20	1302	188	315	.597	133	224	.594	359	11	177-4	13	79	173	509	7.8
2006-07	77-43	1572	238	425	.560	185	308	.601	350	18	219-3	13	129	178	661	8.6
2007-08	25-0	389	52	95	.547	45	76	.592	93	7	56-0	4	25	42	149	6.0
TOTALS	593-458	17700	3445	6415	.537	2558	3896	.657	4807	651	1960-41	304	1478	1625	9459	16.0

3FG: 95-96: 9-30 (.300); 96-97: 1-9 (.111); 97-98: 0-0 (.000); 98-99: 0-2 (.000); 99-00: 0-4 (.000); 00-01: 0-1 (.000); 01-02: 1-3 (.333); 02-03: 0-0 (.000); 04-05: 0-0 (.000); 05-06: 0-1 (.000); 06-07: 0-0 (.000); 07-08: 0-0 (.000); TOTALS: 11-50 (.220)

PLAYOFFS

	GP-GS	MIN	FGM	FGA	PCT	FTM	FTA	PCT	REB	AST	PF-DQ	ST	TO	BS	PTS	AVG
1995-96	3-3	92	17	35	.486	20	28	.714	18	4	13-1	2	16	3	54	18.0
1996-97	17-17	630	107	218	.491	86	155	.555	173	18	73-2	11	70	46	303	17.8
1997-98	4-4	138	29	56	.518	19	29	.655	34	5	18-0	3	8	10	77	19.3
1998-99	5-5	194	38	73	.521	32	49	.653	41	4	19-0	8	12	14	108	21.6
1999-00	10-10	376	76	157	.484	64	96	.667	100	14	40-1	2	24	33	216	21.6
2000-01	3-3	91	12	25	.480	11	19	.579	16	3	9-0	0	5	5	35	11.7
2004-05	15-2	254	31	44	.705	29	52	.558	72	5	49-2	5	22	33	91	6.1
2005-06	21-0	226	26	37	.703	28	42	.667	61	3	49-0	5	17	24	80	3.8
2006-07	4-0	55	10	11	.909	5	13	.385	8	1	6-0	0	1	3	25	6.3
TOTALS	82-44	2056	346	656	.527	294	483	.609	523	57	276-6	36	175	171	989	12.1

3FG: 95-96: 0-0 (.000); 96-97: 3-8 (.375); 97-98: 0-0 (.000); 98-99: 0-0 (.000); 99-00: 0-1 (.000); 00-01: 0-0 (.000); 04-05: 0-0 (.000); 05-06: 0-0 (.000); 06-07: 0-0 (.000); TOTALS: 3-9 (.333)

*Had his jersey retired by the HEAT on Mar. 30, 2009.

ERIC MURDOCK**NO:** 5**POS:** Guard**Hgt:** 6-1**Wgt:** 200**Born:** 6-14-68**College:** Providence

Acquired: Signed as a free agent on September 10, 1997.

Departed: Became an unrestricted free agent on July 1, 1998.

	GP-GS	MIN	FGM	FGA	PCT	FTM	FTA	PCT	REB	AST	PF-DQ	ST	TO	BS	PTS	AVG
1997-98	82-1	1395	177	419	.422	125	156	.801	156	219	173-1	103	104	13	507	6.2
3FG: 97-98: 28-91 (.308)																

PLAYOFFS

	GP-GS	MIN	FGM	FGA	PCT	FTM	FTA	PCT	REB	AST	PF-DQ	ST	TO	BS	PTS	AVG
1997-98	5-0	125	11	32	.344	23	28	.821	20	15	11-0	7	4	0	47	9.4
3FG: 97-98: 2-9 (.222)																

MARTIN MUURSEPP**NO:** 31**POS:** Forward**Hgt:** 6-9**Wgt:** 235**Born:** 9-26-74**Country:** Estonia

Acquired: From Utah during the 1996 NBA Draft in exchange for a future first-round draft choice on June 26, 1996.

Departed: Traded to Dallas with Sasha Danilovic and Kurt Thomas in exchange for Jamal Mashburn on February 14, 1997.

	GP-GS	MIN	FGM	FGA	PCT	FTM	FTA	PCT	REB	AST	PF-DQ	ST	TO	BS	PTS	AVG
1996-97	10-0	27	5	14	.357	6	14	.429	5	3	3-0	0	3	1	17	1.7
3FG: 96-97: 1-4 (.250)																

PETE MYERS					NO: 20			POS: Guard/Forward				
------------	--	--	--	--	--------	--	--	--------------------	--	--	--	--

Hgt: 6-6 **Wgt:** 180 **Born:** 9-15-63 **College:** Arkansas-Little Rock
Acquired: From Charlotte along with Alonzo Mourning and LeRon Ellis in exchange for Glen Rice, Matt Geiger, Khalid Reeves and a first-round draft pick on November 3, 1995.
Departed: Waived on February 12, 1996.

	GP-GS	MIN	FGM	FGA	PCT	FTM	FTA	PCT	REB	AST	PF-DQ	ST	TO	BS	PTS	AVG
1995-96	39-1	639	62	160	.388	49	76	.645	73	97	75-1	14	56	11	184	4.7
3FG: 95-96: 11-42 (.262)																

SHABAZZ NAPIER					NO: 13			POS: Guard				
----------------	--	--	--	--	--------	--	--	------------	--	--	--	--

Hgt: 6-1 **Wgt:** 175 **Born:** 7-14-91 **College:** Connecticut
Acquired: From Charlotte on June 26, 2014 in exchange for the draft rights to P.J. Hairston and Semaj Christon, a 2019 second-round draft pick and cash considerations.
Departed: Traded to Orlando along with cash considerations in exchange for a protected 2016 second-round draft pick on July 27, 2015.

	GP-GS	MIN	FGM	FGA	PCT	FTM	FTA	PCT	REB	AST	PF-DQ	ST	TO	BS	PTS	AVG
2014-15	51-10	1012	87	228	.382	44	56	.786	113	130	76-0	40	81	4	261	5.1
3FG: 14-15: 43-118 (.364)																

CRAIG NEAL					NO: 11			POS: Guard				
------------	--	--	--	--	--------	--	--	------------	--	--	--	--

Hgt: 6-6 **Wgt:** 180 **Born:** 2-16-64 **College:** Georgia Tech
Acquired: Signed as a free agent on January 14, 1989.
Departed: Relinquished right-of-first-refusal on July 1, 1989.

	GP-GS	MIN	FGM	FGA	PCT	FTM	FTA	PCT	REB	AST	PF-DQ	ST	TO	BS	PTS	AVG
1988-89	32-0	341	34	88	.386	13	21	.619	18	86	46-0	15	4	4	89	2.8
3FG: 88-89: 8-25 (.320)																

GREG ODEN					NO: 20			POS: Center				
-----------	--	--	--	--	--------	--	--	-------------	--	--	--	--

Hgt: 7-0 **Wgt:** 273 **Born:** 1-22-88 **College:** Ohio State
Acquired: Signed as a free agent on August 7, 2013.
Departed: Became an unrestricted free agent on July 1, 2014.

	GP-GS	MIN	FGM	FGA	PCT	FTM	FTA	PCT	REB	AST	PF-DQ	ST	TO	BS	PTS	AVG
2013-14	23-6	212	27	49	.551	13	23	.565	54	1	52-0	7	12	13	67	2.9
3FG: 13-14: 0-0 (.000)																

PLAYOFFS

	GP-GS	MIN	FGM	FGA	PCT	FTM	FTA	PCT	REB	AST	PF-DQ	ST	TO	BS	PTS	AVG
2013-14	3-0	7	0	0	.000	0	0	.000	1	1	2-0	1	0	0	0	0.0
3FG: 13-14: 0-0 (.000)																

LAMAR ODOM					NO: 7			POS: Forward				
------------	--	--	--	--	-------	--	--	--------------	--	--	--	--

Hgt: 6-10 **Wgt:** 232 **Born:** 11-6-79 **College:** Rhode Island
Acquired: Signed as a free agent on August 27, 2003.
Departed: Traded to the L.A. Lakers with Caron Butler, Brian Grant and a future first-round draft pick in exchange for Shaquille O'Neal on July 14, 2004.

	GP-GS	MIN	FGM	FGA	PCT	FTM	FTA	PCT	REB	AST	PF-DQ	ST	TO	BS	PTS	AVG
2003-04	80-80	3003	485	1127	.430	340	458	.742	776	327	273-5	85	236	71	1371	17.1
3FG: 03-04: 61-205 (.298)																

PLAYOFFS

	GP-GS	MIN	FGM	FGA	PCT	FTM	FTA	PCT	REB	AST	PF-DQ	ST	TO	BS	PTS	AVG
2003-04	13-13	512	81	182	.445	49	72	.681	108	37	58-2	15	42	10	219	16.8
3FG: 03-04: 8-26 (.308)																



ALAN OGG	NO: 53	POS: Center
-----------------	---------------	--------------------

Hgt: 7-1 **Wgt:** 248 **Born:** 7-5-67 **College:** Alabama-Birmingham
Acquired: Signed as a free agent on January 7, 1991.
Departed: Waived on November 4, 1992.

	GP-GS	MIN	FGM	FGA	PCT	FTM	FTA	PCT	REB	AST	PF-DQ	ST	TO	BS	PTS	AVG
1990-91	31-1	261	24	55	.436	6	10	.600	49	2	53-1	6	8	27	54	1.7
1991-92	43-0	367	46	84	.548	16	30	.533	74	7	73-0	5	19	28	108	2.5
TOTALS	74-1	628	70	139	.504	22	40	.550	123	9	126-1	11	27	55	162	2.2

3FG: 90-91: 0-2 (.000); 91-92: 0-0 (.000); TOTALS: 0-2 (.000)

PLAYOFFS

	GP-GS	MIN	FGM	FGA	PCT	FTM	FTA	PCT	REB	AST	PF-DQ	ST	TO	BS	PTS	AVG
1991-92	3-0	15	1	3	.333	1	2	.500	1	0	3-0	1	0	3	3	1.0

3FG: 91-92: 0-0 (.000)

JERMAINE O'NEAL	NO. 7	POS: Center/Forward
------------------------	--------------	----------------------------

Hgt: 6-11 **Wgt:** 255 **Born:** 10-13-78 **High School:** Eau Claire (SC)
Acquired: From Toronto along with Jamario Moon and a conditional draft pick for Shawn Marion, Marcus Banks and cash considerations on February 13, 2009.
Departed: Became an unrestricted free agent on July 1, 2010.

	GP-GS	MIN	FGM	FGA	PCT	FTM	FTA	PCT	REB	AST	PF-DQ	ST	TO	BS	PTS	AVG
2008-09	27-27	811	145	305	.475	60	80	.750	145	55	81-1	11	52	54	350	13.0
2009-10	70-70	1991	394	745	.529	162	225	.720	486	92	212-2	25	125	95	950	13.6
TOTALS	97-97	2802	539	1050	.513	222	305	.728	631	147	293-3	36	177	149	1300	13.4

3FG: 08-09: 0-0 (.000); 09-10: 0-2 (.000); TOTALS: 0-2 (.000)

PLAYOFFS

	GP-GS	MIN	FGM	FGA	PCT	FTM	FTA	PCT	REB	AST	PF-DQ	ST	TO	BS	PTS	AVG
2008-09	6-5	162	28	51	.549	24	32	.750	27	9	18-0	3	10	9	80	13.3
2009-10	5-5	117	9	44	.205	3	7	.429	28	5	13-0	4	7	10	21	4.2
TOTALS	11-10	279	37	95	.389	27	39	.692	55	14	31-0	7	17	19	101	9.2

3FG: 08-09: 0-0 (.000); 09-10: 0-0 (.000); TOTALS: 0-0 (.000)

SHAQUILLE O'NEAL	NO: 32	POS: Center
-------------------------	---------------	--------------------

Hgt: 7-1 **Wgt:** 325 **Born:** 3-6-72 **College:** Louisiana State
Acquired: From the L.A. Lakers in exchange for Caron Butler, Brian Grant, Lamar Odom and a future first-round draft pick on July 14, 2004...re-signed on August 2, 2005.
Departed: Traded to Phoenix in exchange for Shawn Marion and Marcus Banks on February 6, 2008.

	GP-GS	MIN	FGM	FGA	PCT	FTM	FTA	PCT	REB	AST	PF-DQ	ST	TO	BS	PTS	AVG
2004-05	73-73	2492	658	1095	.601	353	765	.461	760	200	262-4	36	203	171	1669	22.9
2005-06	59-58	1806	480	800	.600	221	471	.469	541	113	230-4	23	168	104	1181	20.0
2006-07	40-39	1135	283	479	.591	124	294	.422	297	79	139-2	8	95	55	690	17.3
2007-08	33-33	945	191	329	.581	88	178	.494	258	45	134-6	19	98	58	470	14.2
TOTALS	205-203	6378	1612	2703	.596	786	1708	.460	1856	437	765-16	86	564	384	4010	19.6

3FG: 04-05: 0-0 (.000); 05-06: 0-0 (.000); 06-07: 0-0 (.000); 07-08: 0-0 (.000); TOTALS: 0-0 (.000)

PLAYOFFS

	GP-GS	MIN	FGM	FGA	PCT	FTM	FTA	PCT	REB	AST	PF-DQ	ST	TO	BS	PTS	AVG
2004-05	13-13	431	101	181	.558	50	106	.472	102	25	52-1	5	42	19	252	19.4
2005-06	23-23	759	178	291	.612	68	182	.374	225	39	84-0	11	85	34	424	18.4
2006-07	4-4	121	33	59	.559	9	27	.333	34	5	15-1	1	14	6	75	18.8
TOTALS	40-40	1311	312	531	.588	127	315	.403	361	69	151-2	17	141	59	751	18.8

3FG: 04-05: 0-0 (.000); 05-06: 0-0 (.000); 06-07: 0-0 (.000); TOTALS: 0-0 (.000)

BILLY OWENS **NO:** 30/32* **POS:** Guard/Forward

Hgt: 6-9 **Wgt:** 225 **Born:** 5-1-69 **College:** Syracuse
Acquired: From Golden State along with the rights to Sasha Danilovic in exchange for Rony Seikaly on November 2, 1994.
Departed: Traded to Sacramento along with Kevin Gamble in exchange for Walt Williams and Tyrone Corbin on February 22, 1996.

	GP-GS	MIN	FGM	FGA	PCT	FTM	FTA	PCT	REB	AST	PF-DQ	ST	TO	BS	PTS	AVG
1994-95	70-60	2296	403	820	.491	194	313	.620	502	246	205-6	80	204	30	1002	14.3
1995-96	40-40	1388	239	473	.505	112	177	.633	286	134	132-1	30	113	22	590	14.8
TOTALS	110-100	3684	642	1293	.497	306	490	.624	788	380	337-7	110	317	52	1592	14.5

3FG: 94-95: 2-22 (.091); 95-96: 0-6 (.000); TOTALS: 2-28 (.071)

*Wore No. 32 in 1994-95

SMUSH PARKER **NO:** 21 **POS:** Guard

Hgt: 6-4 **Wgt:** 190 **Born:** 6-1-81 **College:** Fordham
Acquired: Signed as a free agent on July 27, 2007.
Departed: Waived on March 10, 2008.

	GP-GS	MIN	FGM	FGA	PCT	FTM	FTA	PCT	REB	AST	PF-DQ	ST	TO	BS	PTS	AVG
2007-08	9-0	183	17	54	.315	3	4	.750	19	15	13-0	5	8	3	43	4.8

3FG: 07-08: 6-24 (.250)

GARY PAYTON **NO:** 20 **POS:** Guard

Hgt: 6-4 **Wgt:** 190 **Born:** 7-23-68 **College:** Oregon State **HOF:** 2013
Acquired: Signed as a free agent on September 22, 2005...re-signed on September 6, 2006.
Departed: Became an unrestricted free agent on July 1, 2007.

	GP-GS	MIN	FGM	FGA	PCT	FTM	FTA	PCT	REB	AST	PF-DQ	ST	TO	BS	PTS	AVG
2005-06	81-25	2305	230	547	.420	100	126	.794	233	257	169-0	71	102	10	626	7.7
2006-07	68-28	1503	144	366	.393	38	57	.667	132	201	117-0	43	66	3	358	5.3
TOTALS	149-53	3808	374	913	.410	138	183	.754	365	458	286-0	114	168	13	984	6.6

3FG: 05-06: 66-230 (.287); 06-07: 32-123 (.260); TOTALS: 98-353 (.278)

PLAYOFFS

	GP-GS	MIN	FGM	FGA	PCT	FTM	FTA	PCT	REB	AST	PF-DQ	ST	TO	BS	PTS	AVG
2005-06	23-0	560	49	116	.422	18	25	.720	40	36	55-0	23	18	3	133	5.8
2006-07	2-0	32	0	3	.000	0	0	.000	4	3	3-0	0	4	0	0	0.0
TOTALS	25-0	592	49	119	.412	18	25	.720	44	39	58-0	23	22	3	133	5.3

3FG: 05-06: 17-58 (.293); 06-07: 0-1 (.000); TOTALS: 17-59 (.288)

KIRK PENNEY **NO:** 20 **POS:** Guard

Hgt: 6-5 **Wgt:** 220 **Born:** 11-23-80 **College:** Wisconsin
Acquired: Signed as a free agent on November 3, 2003.
Departed: Waived on November 7, 2003.

	GP-GS	MIN	FGM	FGA	PCT	FTM	FTA	PCT	REB	AST	PF-DQ	ST	TO	BS	PTS	AVG
2003-04	2-0	18	1	6	.167	0	0	.000	1	1	1-0	1	3	0	3	1.5

3FG: 03-04: 1-3 (.333)

WESLEY PERSON **NO:** 7 **POS:** Guard/Forward

Hgt: 6-6 **Wgt:** 205 **Born:** 3-28-71 **College:** Auburn
Acquired: Signed as a free agent on August 11, 2004.
Departed: Waived on March 1, 2005.

	GP-GS	MIN	FGM	FGA	PCT	FTM	FTA	PCT	REB	AST	PF-DQ	ST	TO	BS	PTS	AVG
2004-05	16-3	206	25	57	.439	4	4	1.000	22	11	6-0	6	7	0	62	3.9

3FG: 04-05: 2-21 (.381)

ED PINCKNEY	NO: 54	POS: Forward
--------------------	---------------	---------------------

Hgt: 6-9 **Wgt:** 240 **Born:** 3-27-63 **College:** Villanova

Acquired: Signed as a free agent on September 25, 1996.

Departed: Became an unrestricted free agent on July 1, 1997.

	GP-GS	MIN	FGM	FGA	PCT	FTM	FTA	PCT	REB	AST	PF-DQ	ST	TO	BS	PTS	AVG
1996-97	27-0	273	23	43	.535	20	25	.800	65	6	30-0	8	19	9	66	2.4

3FG: 96-97: 0-0 (.000)

PLAYOFFS

	GP-GS	MIN	FGM	FGA	PCT	FTM	FTA	PCT	REB	AST	PF-DQ	ST	TO	BS	PTS	AVG
1996-97	2-0	6	2	3	.667	0	0	.000	0	1	0-0	0	0	0	4	2.0

3FG: 96-97: 0-0 (.000)

DEXTER PITTMAN	NO: 45	POS: Center
-----------------------	---------------	--------------------

Hgt: 6-11½ **Wgt:** 275 **Born:** 3-2-88 **College:** Texas

Acquired: Drafted in the second round (32nd overall) in 2010.

Departed: Traded along with a 2013 second-round draft choice and cash considerations to the Memphis Grizzlies for the draft rights to Ricky Sanchez on February 21, 2013.

	GP-GS	MIN	FGM	FGA	PCT	FTM	FTA	PCT	REB	AST	PF-DQ	ST	TO	BS	PTS	AVG
2010-11	2-0	11	1	3	.333	0	0	.000	3	0	2-0	0	2	0	2	1.0
2011-12	35-6	301	44	94	.468	18	28	.643	71	9	73-1	8	17	8	106	3.0
2012-13	4-0	12	3	5	.600	0	0	.000	7	0	4-0	0	2	0	6	1.5
TOTALS	41-6	324	48	102	.471	18	28	.643	81	9	79-1	8	21	8	114	2.8

3FG: 10-11: 0-0 (.000); 11-12: 0-0 (.000); 12-13: 0-0 (.000); TOTALS: 0-0 (.000)

PLAYOFFS

	GP-GS	MIN	FGM	FGA	PCT	FTM	FTA	PCT	REB	AST	PF-DQ	ST	TO	BS	PTS	AVG
2011-12	3-1	8	0	2	.000	0	0	.000	0	1	2-0	0	0	1	0	0.0

3FG: 11-12: 0-0 (.000)

DAVE POPSON	NO: 41	POS: Forward
--------------------	---------------	---------------------

Hgt: 6-10 **Wgt:** 220 **Born:** 5-17-64 **College:** North Carolina

Acquired: Signed as a free agent on March 22, 1989.

Departed: Relinquished right of first refusal on July 1, 1989.

	GP-GS	MIN	FGM	FGA	PCT	FTM	FTA	PCT	REB	AST	PF-DQ	ST	TO	BS	PTS	AVG
1988-89	7-0	38	5	15	.333	1	2	.500	11	2	8-0	0	4	1	11	1.6

3FG: 88-89: 5-15 (.333)

TERRY PORTER	NO: 30	POS: Guard
---------------------	---------------	-------------------

Hgt: 6-3 **Wgt:** 195 **Born:** 4-8-63 **College:** UW-Stevens Point

Acquired: Signed as a free agent on January 22, 1998.

Departed: Became an unrestricted free agent on July 1, 1999.

	GP-GS	MIN	FGM	FGA	PCT	FTM	FTA	PCT	REB	AST	PF-DQ	ST	TO	BS	PTS	AVG
1998-99	50-1	1365	172	370	.465	123	148	.831	140	146	97-0	48	74	11	525	10.5

3FG: 98-99: 58-141 (.411)

PLAYOFFS

	GP-GS	MIN	FGM	FGA	PCT	FTM	FTA	PCT	REB	AST	PF-DQ	ST	TO	BS	PTS	AVG
1998-99	5-0	139	15	32	.469	12	15	.800	19	15	8-0	3	8	0	45	9.0

3FG: 98-99: 3-12 (.250)

JAMES POSEY **NO:** 42 **POS:** Forward

Hgt: 6-8 **Wgt:** 217 **Born:** 1-13-77 **College:** Xavier

Acquired: From Memphis on August 2, 2005 along with Jason Williams, Antoine Walker, Andre Emmett and the draft rights to Roberto Duenas in a five-team trade that sent Curtis Borchardt, Qyntel Woods, the draft rights to Albert Miralles and two second-round draft picks to Boston; Eddie Jones and Raul Lopez to Memphis; Rasual Butler and Kirk Snyder to New Orleans and Greg Ostertag to Utah.

Departed: Became an unrestricted free agent on July 1, 2007.

	GP-GS	MIN	FGM	FGA	PCT	FTM	FTA	PCT	REB	AST	PF-DQ	ST	TO	BS	PTS	AVG
2005-06	67-63	1914	159	395	.403	48	61	.787	319	89	196-2	54	58	20	483	7.2
2006-07	71-19	1919	186	432	.431	81	98	.827	357	94	193-1	71	55	23	550	7.7
TOTALS	138-82	3833	345	827	.417	129	159	.811	676	183	389-3	125	113	43	1033	7.5

3FG: 05-06: 117-290 (.403); 06-07: 97-259 (.375); **TOTALS:** 214-549 (.390)

PLAYOFFS

	GP-GS	MIN	FGM	FGA	PCT	FTM	FTA	PCT	REB	AST	PF-DQ	ST	TO	BS	PTS	AVG
2005-06	22-1	606	49	114	.430	27	37	.730	125	20	70-1	17	11	2	160	7.3
2006-07	4-1	139	10	26	.385	5	5	1.000	31	6	18-1	8	5	5	31	7.8
TOTALS	26-2	745	59	140	.421	32	42	.762	156	26	88-2	25	16	7	191	7.3

3FG: 05-06: 35-83 (.422); 06-07: 6-19 (.316); **TOTALS:** 41-102 (.402)

KASIB POWELL **NO:** 12 **POS:** Forward

Hgt: 6-7 **Wgt:** 215 **Born:** 3-18-81 **College:** Texas Tech

Acquired: Signed a 10-day contract on March 22, 2008...re-signed for the remainder of the season on April 8, 2008.

Departed: Became an unrestricted free agent on July 1, 2008.

	GP-GS	MIN	FGM	FGA	PCT	FTM	FTA	PCT	REB	AST	PF-DQ	ST	TO	BS	PTS	AVG
2007-08	11-4	304	35	95	.368	6	9	.667	44	18	18-0	9	5	2	84	7.6

3FG: 07-08: 8-33 (.242)

KEVIN PRITCHARD **NO:** 14 **POS:** Guard

Hgt: 6-4 **Wgt:** 185 **Born:** 7-17-67 **College:** Kansas

Acquired: Signed as a free agent on February 6, 1995.

Departed: Waived on April 18, 1995.

	GP-GS	MIN	FGM	FGA	PCT	FTM	FTA	PCT	REB	AST	PF-DQ	ST	TO	BS	PTS	AVG
1994-95	14-0	158	13	29	.448	15	17	.882	11	23	19-0	2	7	1	43	3.1

3FG: 94-95: 2-5 (.400)

CHRIS QUINN **NO:** 11 **POS:** Guard

Hgt: 6-2 **Wgt:** 175 **Born:** 9-27-83 **College:** Notre Dame

Acquired: Signed as a free agent on July 6, 2006...re-signed on September 11, 2008.

Departed: Traded to New Jersey along with a 2012 second-round draft pick for a 2010 conditional second-round draft pick on January 5, 2010.

	GP-GS	MIN	FGM	FGA	PCT	FTM	FTA	PCT	REB	AST	PF-DQ	ST	TO	BS	PTS	AVG
2006-07	42-1	408	48	131	.366	25	37	.676	30	65	32-1	15	21	0	141	3.4
2007-08	60-25	1340	158	373	.424	85	98	.867	118	178	90-0	46	55	4	465	7.8
2008-09	66-0	962	118	289	.408	47	58	.810	75	132	79-0	24	33	2	339	5.1
2009-10	0-0	0	0	0	.000	0	0	.000	0	0	0-0	0	0	0	0	0.0
TOTALS	168-26	2710	324	793	.409	157	193	.813	223	375	201-1	85	109	6	945	5.6

3FG: 06-07: 20-57 (.351); 07-08: 64-159 (.403); 08-09: 56-137 (.409); **TOTALS:** 140-353 (.397)

PLAYOFFS

	GP-GS	MIN	FGM	FGA	PCT	FTM	FTA	PCT	REB	AST	PF-DQ	ST	TO	BS	PTS	AVG
2008-09	5-0	24	3	7	.429	2	2	1.000	1	5	1-0	2	2	0	8	1.6

3FG: 08-09: 0-1 (.000)

SHAVLIK RANDOLPH	NO. 42	POS: Forward
-------------------------	---------------	---------------------

Hgt: 6-10 **Wgt:** 230 **Born:** 11-24-83 **College:** Duke
Acquired: Signed as a free agent on September 28, 2009.
Departed: Waived on December 14, 2009.
Re-Acquired: Signed as a free agent on April 6, 2010...re-signed on July 27, 2010.
Departed: Waived on October 20, 2010.

	GP-GS	MIN	FGM	FGA	PCT	FTM	FTA	PCT	REB	AST	PF-DQ	ST	TO	BS	PTS	AVG
2009-10	3-0	47	5	15	.333	0	0	.000	13	0	9-0	1	2	1	10	3.3

3FG: 09-10: 0-0 (.000)

KHALID REEVES	NO: 3/1*	POS: Guard
----------------------	-----------------	-------------------

Hgt: 6-3 **Wgt:** 201 **Born:** 7-15-72 **College:** Arizona
Acquired: Drafted in the first round (12th overall) in 1994.
Departed: Traded to Charlotte with Glen Rice, Matt Geiger and a first-round draft pick in exchange for Alonzo Mourning, Pete Myers and LeRon Ellis on November 3, 1995.

	GP-GS	MIN	FGM	FGA	PCT	FTM	FTA	PCT	REB	AST	PF-DQ	ST	TO	BS	PTS	AVG
1994-95	67-17	1462	206	465	.443	140	196	.714	186	288	139-1	77	132	10	619	9.2

3FG: 94-95: 67-171 (.392)

*Wore No. 1 for the first three games in 1994-95

TERRENCE RENCHER	NO: 15	POS: Guard
-------------------------	---------------	-------------------

Hgt: 6-4 **Wgt:** 185 **Born:** 2-19-73 **College:** Texas
Acquired: From Washington along with Rex Chapman in exchange for the rights to Jeff Webster and Ed Stokes on June 28, 1995.
Departed: Traded to Phoenix for Tony Smith on February 22, 1996.

	GP-GS	MIN	FGM	FGA	PCT	FTM	FTA	PCT	REB	AST	PF-DQ	ST	TO	BS	PTS	AVG
1995-96	34-1	397	32	99	.323	30	43	.698	42	54	36-0	16	41	1	103	3.0

3FG: 95-96: 9-29 (.310)

GLEN RICE	NO: 41	POS: Guard/Forward
------------------	---------------	---------------------------

Hgt: 6-8 **Wgt:** 218 **Born:** 5-28-67 **College:** Michigan
Acquired: Drafted in the first round (4th overall) in 1989.
Departed: Traded to Charlotte along with Matt Geiger, Khalid Reeves and a first-round draft pick in exchange for Alonzo Mourning, Pete Myers and LeRon Ellis on November 3, 1995.

	GP-GS	MIN	FGM	FGA	PCT	FTM	FTA	PCT	REB	AST	PF-DQ	ST	TO	BS	PTS	AVG
1989-90	77-60	2311	470	1071	.439	91	124	.734	352	138	198-1	67	113	27	1048	13.6
1990-91	77-77	2646	550	1193	.461	171	209	.818	381	189	216-0	101	166	26	1342	17.4
1991-92	79-79	3007	672	1432	.469	266	318	.836	394	184	170-0	90	145	35	1765	22.3
1992-93	82-82	3082	582	1324	.440	242	295	.820	424	180	201-0	92	157	25	1554	19.0
1993-94	81-81	2999	663	1421	.467	250	284	.880	434	184	186-0	110	130	32	1708	21.1
1994-95	82-82	3014	667	1403	.475	312	365	.855	378	192	203-1	112	153	14	1831	22.3
TOTALS	478-461	17059	3604	7844	.459	1332	1595	.835	2363	1067	1174-2	572	864	159	9248	19.3

3FG: 89-90: 17-69 (.246); 90-91: 71-184 (.386); 91-92: 155-396 (.391); 92-93: 148-386 (.383); 93-94: 132-346 (.382); 94-95: 185-451 (.410); TOTALS: 708-1832 (.386)

PLAYOFFS

	GP-GS	MIN	FGM	FGA	PCT	FTM	FTA	PCT	REB	AST	PF-DQ	ST	TO	BS	PTS	AVG
1991-92	3-3	119	24	64	.375	6	7	.857	10	5	7-0	2	6	0	57	19.0
1993-94	5-5	195	26	68	.382	6	8	.750	36	10	14-0	11	14	2	65	13.0
TOTALS	8-8	314	50	132	.379	12	15	.800	46	15	21-0	13	20	2	122	15.2

3FG: 91-92: 3-12 (.250); 93-94: 7-23 (.304); TOTALS: 10-35 (.286)

QUENTIN RICHARDSON **NO. 5** **POS:** Guard/Forward

Hgt: 6-6 **Wgt:** 228 **Born:** 4-13-80 **College:** DePaul
Acquired: From Minnesota in exchange for Mark Blount on August 13, 2009.
Departed: Became an unrestricted free agent on July 1, 2010.

	GP-GS	MIN	FGM	FGA	PCT	FTM	FTA	PCT	REB	AST	PF-DQ	ST	TO	BS	PTS	AVG
2009-10	76-75	2082	242	561	.431	52	71	.732	374	93	169-0	70	62	18	678	8.9

3FG: 09-10: 142-358 (.397)

PLAYOFFS

	GP-GS	MIN	FGM	FGA	PCT	FTM	FTA	PCT	REB	AST	PF-DQ	ST	TO	BS	PTS	AVG
2009-10	5-5	149	18	45	.400	4	5	.800	19	8	16-0	8	5	1	49	9.8

3FG: 09-10: 9-22 (.409)

JAMAL ROBINSON **NO: 13** **POS:** Guard/Forward

Hgt: 6-7 **Wgt:** 212 **Born:** 12-27-73 **College:** Virginia
Acquired: Signed as a free agent on September 28, 2000.
Departed: Waived on November 26, 2000.

	GP-GS	MIN	FGM	FGA	PCT	FTM	FTA	PCT	REB	AST	PF-DQ	ST	TO	BS	PTS	AVG
2000-01	6-0	72	3	22	.136	0	0	.000	11	2	7-0	6	3	0	6	1.0

3FG: 00-01: 0-2 (.000)

JIM ROWINSKI **NO: 50** **POS:** Forward

Hgt: 6-8 **Wgt:** 255 **Born:** 1-4-61 **College:** Purdue
Acquired: Signed as a free agent on March 8, 1990.
Departed: Relinquished right of first refusal on July 1, 1990.

	GP-GS	MIN	FGM	FGA	PCT	FTM	FTA	PCT	REB	AST	PF-DQ	ST	TO	BS	PTS	AVG
1989-90	14-0	112	14	32	.438	22	26	.846	29	5	19-0	1	10	2	50	3.6

3FG: 89-90: 0-0 (.000)

JOHN SALLEY **NO: 22** **POS:** Forward/Center

Hgt: 6-11½ **Wgt:** 255 **Born:** 5-16-64 **College:** Georgia Tech
Acquired: From Detroit in exchange for the draft rights to Isaiah Morris and a 1993 first-round draft pick on September 8, 1992.
Departed: Selected by Toronto in the 1995 Expansion Draft on June 24, 1995.

	GP-GS	MIN	FGM	FGA	PCT	FTM	FTA	PCT	REB	AST	PF-DQ	ST	TO	BS	PTS	AVG
1992-93	51-34	1422	154	307	.502	115	144	.799	313	83	192-7	32	101	70	423	8.3
1993-94	76-45	1910	208	436	.477	164	225	.729	407	135	260-4	56	94	78	582	7.7
1994-95	75-50	1955	197	395	.499	153	207	.739	336	123	279-5	47	97	85	547	7.3
TOTALS	202-129	5287	529	1138	.491	432	576	.750	1056	341	731-16	135	292	233	1552	7.7

3FG: 92-93: 0-0 (.000); 93-94: 2-3 (.667); 94-95: 0-0 (.000); TOTALS: 2-3 (.667)

PLAYOFFS

	GP-GS	MIN	FGM	FGA	PCT	FTM	FTA	PCT	REB	AST	PF-DQ	ST	TO	BS	PTS	AVG
1993-94	5-5	201	22	57	.386	11	16	.688	40	8	21-1	2	6	5	55	11.0

3FG: 93-94: 0-0 (.000)

DAN SCHAYES **NO: 24** **POS:** Center/Forward

Hgt: 6-11 **Wgt:** 262 **Born:** 5-10-59 **College:** Syracuse
Acquired: Signed as a free agent on December 12, 1995.
Departed: Rights renounced on July 17, 1996.

	GP-GS	MIN	FGM	FGA	PCT	FTM	FTA	PCT	REB	AST	PF-DQ	ST	TO	BS	PTS	AVG
1995-96	32-6	399	32	94	.340	37	46	.804	89	9	60-0	11	23	16	101	3.2

3FG: 95-96: 0-0 (.000)

PLAYOFFS

	GP-GS	MIN	FGM	FGA	PCT	FTM	FTA	PCT	REB	AST	PF-DQ	ST	TO	BS	PTS	AVG
1995-96	2-0	17	3	4	.750	1	2	.500	4	0	1-0	0	2	0	7	3.5

3FG: 95-96: 0-0 (.000)

JAMES SCOTT	NO: 32	POS: Guard/Forward
--------------------	---------------	---------------------------

Hgt: 6-6 **Wgt:** 195 **Born:** 6-30-72 **College:** St. John's
Acquired: Signed as a free agent on October 3, 1996.
Departed: Waived on January 6, 1997.

	GP-GS	MIN	FGM	FGA	PCT	FTM	FTA	PCT	REB	AST	PF-DQ	ST	TO	BS	PTS	AVG
1996-97	8-0	32	0	8	.000	1	2	.500	6	3	5-0	2	2	0	1	0.1

3FG: 96-97: 0-4 (.000)

RONY SEIKALY	NO: 4	POS: Center
---------------------	--------------	--------------------

Hgt: 6-11½ **Wgt:** 253 **Born:** 5-10-65 **College:** Syracuse
Acquired: Drafted in the first round (9th overall) in 1988.
Departed: Traded to Golden State in exchange for Billy Owens and the rights to Sasha Danilovic on November 2, 1994.

	GP-GS	MIN	FGM	FGA	PCT	FTM	FTA	PCT	REB	AST	PF-DQ	ST	TO	BS	PTS	AVG
1988-89	78-62	1962	333	744	.448	181	354	.511	549	55	258-8	46	200	96	848	10.9
1989-90	74-72	2409	486	968	.502	256	431	.594	766	78	258-8	78	236	124	1228	16.6
1990-91	64-59	2171	395	822	.481	258	417	.619	709	95	213-2	51	205	86	1050	16.4
1991-92	79-78	2800	463	947	.489	370	505	.733	934	109	278-2	40	216	121	1296	16.4
1992-93	72-64	2456	417	868	.480	397	540	.735	846	100	260-3	38	203	83	1232	17.1
1993-94	72-60	2410	392	803	.488	304	422	.720	740	136	279-8	59	195	100	1088	15.1
TOTALS	439-395	14208	2486	5152	.483	1766	2669	.662	4544	573	1546-31	312	1255	610	6742	15.4

3FG: 88-89: 1-4 (.250); 89-90: 0-1 (.000); 90-91: 2-6 (.333); 91-92: 0-3 (.000); 92-93: 1-8 (.125); 93-94: 0-2 (.000);
TOTALS: 4-24 (.167)

PLAYOFFS

	GP-GS	MIN	FGM	FGA	PCT	FTM	FTA	PCT	REB	AST	PF-DQ	ST	TO	BS	PTS	AVG
1991-92	3-3	117	19	35	.543	24	32	.750	30	4	15-1	1	9	5	62	20.7
1993-94	5-3	165	14	32	.438	13	23	.565	47	8	22-0	4	11	7	41	8.2
TOTALS	8-6	282	33	67	.493	37	55	.673	77	12	37-1	5	20	12	103	12.9

3FG: 91-92: 0-0 (.000); 93-94: 0-0 (.000); TOTALS: 0-0 (.000)

JOHN SHASKY	NO: 45	POS: Forward/Center
--------------------	---------------	----------------------------

Hgt: 6-11½ **Wgt:** 245 **Born:** 7-31-64 **College:** Minnesota
Acquired: Signed as a free agent on September 30, 1988.
Departed: Waived on October 25, 1989.

	GP-GS	MIN	FGM	FGA	PCT	FTM	FTA	PCT	REB	AST	PF-DQ	ST	TO	BS	PTS	AVG
1988-89	65-4	944	121	248	.488	115	167	.689	232	22	94-0	14	46	13	357	5.5

3FG: 88-89: 0-2 (.000)

BRIAN SHAW	NO: 20/22*	POS: Guard
-------------------	-------------------	-------------------

Hgt: 6-6 **Wgt:** 194 **Born:** 3-22-66 **College:** U.C. Santa Barbara
Acquired: From Boston in exchange for Sherman Douglas on January 10, 1992.
Departed: Became an unrestricted free agent on July 1, 1994.

	GP-GS	MIN	FGM	FGA	PCT	FTM	FTA	PCT	REB	AST	PF-DQ	ST	TO	BS	PTS	AVG
1991-92	46-23	987	139	349	.398	37	51	.725	135	161	86-0	45	67	12	320	7.0
1992-93	68-45	1603	197	501	.393	61	78	.782	257	235	163-2	48	96	19	498	7.3
1993-94	77-52	2037	278	67	.417	64	89	.719	350	285	195-1	71	173	21	693	9.0
TOTALS	191-120	4627	614	1517	.405	162	218	.743	742	681	444-3	164	336	52	1511	7.9

3FG: 91-92: 5-16 (.313); 92-93: 43-130 (.331); 93-94: 73-216 (.338); TOTALS: 121-362 (.334)

PLAYOFFS

	GP-GS	MIN	FGM	FGA	PCT	FTM	FTA	PCT	REB	AST	PF-DQ	ST	TO	BS	PTS	AVG
1991-92	3-3	85	14	30	.467	5	8	.625	13	12	13-0	2	7	0	36	12.0
1993-94	5-5	112	16	41	.390	7	12	.583	20	9	8-0	4	13	1	39	7.8
TOTALS	8-8	197	30	71	.423	12	20	.600	33	21	21-0	6	20	1	75	9.4

3FG: 91-92: 3-5 (.600); 93-94: 0-13 (.000); TOTALS: 3-18 (.167)

*Wore No. 22 in 1991-92

WAYNE SIMIEN **NO: 25** **POS: Forward****Hgt:** 6-9 **Wgt:** 250 **Born:** 3-9-83 **College:** Kansas**Acquired:** Drafted in the first round (29th overall) in 2005.**Departed:** Traded to Minnesota along with Antoine Walker, Michael Doleac and a conditional first-round draft choice for Ricky Davis and Mark Blount on October 24, 2007.

	GP-GS	MIN	FGM	FGA	PCT	FTM	FTA	PCT	REB	AST	PF-DQ	ST	TO	BS	PTS	AVG
2005-06	43-2	414	58	120	.483	30	34	.882	88	7	70-2	13	24	1	146	3.4
2006-07	8-0	93	9	23	.391	5	7	.714	11	4	13-0	2	3	0	23	2.9
TOTALS	51-2	507	67	143	.469	35	41	.854	99	11	83-2	15	27	1	169	3.3

3FG: 05-06: 0-0 (.000); 06-07: 0-0 (.000); TOTALS: 0-0 (.000)

PLAYOFFS

	GP-GS	MIN	FGM	FGA	PCT	FTM	FTA	PCT	REB	AST	PF-DQ	ST	TO	BS	PTS	AVG
2005-06	2-0	7	0	3	.000	0	0	.000	1	0	1-0	0	1	0	0	0.0

3FG: 05-06: 0-0 (.000)

CHARLES SMITH **NO: 14** **POS: Guard****Hgt:** 6-4 **Wgt:** 194 **Born:** 8-22-75 **College:** New Mexico**Acquired:** Drafted in the first round (26th overall) in 1997.**Departed:** Traded along with Isaac Austin and the HEAT's 1998 first-round draft pick to the L.A. Clippers for Brent Barry on February 19, 1998.

	GP-GS	MIN	FGM	FGA	PCT	FTM	FTA	PCT	REB	AST	PF-DQ	ST	TO	BS	PTS	AVG
1997-98	11-0	32	4	18	.222	1	2	.500	8	2	3-0	2	6	1	10	0.9

3FG: 97-98: 1-3 (.333)

STEVE SMITH **NO: 8/3*** **POS: Guard****Hgt:** 6-8 **Wgt:** 215 **Born:** 3-31-69 **College:** Michigan State**Acquired:** Drafted in the first round (5th overall) in 1991.**Departed:** Traded along with Grant Long and a future second-round draft pick to Atlanta in exchange for Kevin Willis and a future first-round draft pick on November 7, 1994.**Re-Acquired:** From the Charlotte Bobcats in exchange for Malik Allen on February 24, 2005.**Departed:** Became an unrestricted free agent on July 1, 2005.

	GP-GS	MIN	FGM	FGA	PCT	FTM	FTA	PCT	REB	AST	PF-DQ	ST	TO	BS	PTS	AVG
1991-92	61-59	1806	297	654	.454	95	127	.748	188	278	162-1	59	152	19	729	12.0
1992-93	48-43	1610	279	619	.451	155	197	.787	197	267	148-3	50	129	16	766	16.0
1993-94	78-77	2776	491	1076	.456	273	327	.835	352	394	217-6	84	202	35	1346	17.3
1994-95	2-2	62	11	29	.379	17	22	.773	6	7	9-0	2	4	1	41	20.5
2004-05	13-0	114	9	30	.300	2	3	.667	16	14	8-0	2	3	0	23	1.8
TOTALS	202-181	6368	1087	2408	.451	542	676	.802	759	960	544-10	197	490	71	2905	14.4

3FG: 91-92: 40-125 (.320); 92-93: 53-132 (.402); 93-94: 91-262 (.347); 94-95: 2-12 (.167); 04-05: 3-15 (.200); TOTALS: 189-546 (.346)

PLAYOFFS

	GP-GS	MIN	FGM	FGA	PCT	FTM	FTA	PCT	REB	AST	PF-DQ	ST	TO	BS	PTS	AVG
1991-92	3-3	100	18	34	.529	5	6	.833	6	15	2-0	4	3	1	48	16.0
1993-94	5-5	192	33	80	.413	21	25	.840	30	11	12-0	4	10	2	96	19.2
2004-05	3-0	8	0	2	.000	0	0	.000	0	0	0-0	0	0	0	0	0.0
TOTALS	11-8	300	51	116	.440	26	31	.839	36	26	14-0	8	13	3	144	13.1

3FG: 91-92: 7-11 (.636); 93-94: 9-22 (.409); 04-05: 0-0 (.000); TOTALS: 16-33 (.485)

*Wore No. 3 from 1991-95

TONY SMITH **NO: 14** **POS: Guard****Hgt:** 6-4 **Wgt:** 205 **Born:** 6-14-68 **College:** Marquette**Acquired:** From Phoenix in exchange for Terrence Rencher on February 22, 1996.**Departed:** Rights renounced on July 17, 1996.

	GP-GS	MIN	FGM	FGA	PCT	FTM	FTA	PCT	REB	AST	PF-DQ	ST	TO	BS	PTS	AVG
1995-96	25-1	410	46	101	.455	4	9	.444	39	68	46-1	16	26	5	109	4.4

3FG: 95-96: 13-39 (.333)

PLAYOFFS

	GP-GS	MIN	FGM	FGA	PCT	FTM	FTA	PCT	REB	AST	PF-DQ	ST	TO	BS	PTS	AVG
1995-96	3-0	61	9	19	.474	0	0	.000	4	8	7-0	4	3	0	22	7.3

3FG: 95-96: 4-10 (.400)



RORY SPARROW	NO: 2	POS: Guard
---------------------	--------------	-------------------

Hgt: 6-2 **Wgt:** 175 **Born:** 6-2-58 **College:** Villanova
Acquired: Signed as a free agent on November 3, 1988.
Departed: Traded to Sacramento in exchange for the rights to Vernell "Bimbo" Coles on June 27, 1990.

	GP-GS	MIN	FGM	FGA	PCT	FTM	FTA	PCT	REB	AST	PF-DQ	ST	TO	BS	PTS	AVG
1988-89	80-79	2613	444	982	.452	94	107	.879	216	429	168-0	103	204	17	1000	12.5
1989-90	82-25	1756	210	510	.412	59	77	.766	138	298	140-0	49	99	4	487	5.9
TOTALS	162-104	4369	654	1492	.438	153	184	.832	354	727	308-0	152	303	21	1487	9.2

3FG: 88-89: 18-74 (.243); 89-90: 8-40 (.200); TOTALS: 26-114 (.228)

JERRY STACKHOUSE	NO: 42	POS: Guard/Forward
-------------------------	---------------	---------------------------

Hgt: 6-6 **Wgt:** 215 **Born:** 11-5-74 **College:** North Carolina
Acquired: Signed as a free agent on October 23, 2010.
Departed: Waived on November 23, 2010.

	GP-GS	MIN	FGM	FGA	PCT	FTM	FTA	PCT	REB	AST	PF-DQ	ST	TO	BS	PTS	AVG
2010-11	7-1	50	3	12	.250	5	7	.714	7	3	3-0	0	2	2	12	1.7

3FG: 10-11: 1-4 (.250)

VLADIMIR STEPANIA	NO: 50	POS: Center
--------------------------	---------------	--------------------

Hgt: 7-1 **Wgt:** 255 **Born:** 5-8-76 **College:** Union Olimpija Ljubljana
Acquired: Signed as a free agent on October 2, 2001...re-signed on August 6, 2002.
Departed: Became an unrestricted free agent on July 1, 2003.

	GP-GS	MIN	FGM	FGA	PCT	FTM	FTA	PCT	REB	AST	PF-DQ	ST	TO	BS	PTS	AVG
2001-02	67-4	884	117	249	.470	50	104	.481	270	16	103-1	24	52	44	285	4.3
2002-03	79-6	1594	185	427	.433	71	134	.530	554	24	169-0	45	69	40	441	5.6
TOTALS	146-10	2478	302	676	.447	121	238	.508	824	40	272-1	69	121	84	726	5.0

3FG: 01-02: 1-2 (.500); 02-03: 0-0 (.000); TOTALS: 1-2 (.500)

MARK STRICKLAND	NO: 30/5*	POS: Forward
------------------------	------------------	---------------------

Hgt: 6-9 **Wgt:** 220 **Born:** 7-14-70 **College:** Temple
Acquired: Signed as a free agent on October 3, 1996.
Departed: Waived on January 7, 1997.
Re-Acquired: Re-signed on January 12, 1997 to a 10-day contract...signed a second 10-day contract on January 21, 1997...re-signed a multi-year deal on February 1, 1997.
Departed: Traded along with Voshon Lenard to Denver for Chris Gatling and a second-round draft pick on June 27, 2000.

	GP-GS	MIN	FGM	FGA	PCT	FTM	FTA	PCT	REB	AST	PF-DQ	ST	TO	BS	PTS	AVG
1996-97	31-0	153	25	60	.417	12	21	.571	37	1	17-0	4	15	10	62	2.0
1997-98	51-8	847	145	269	.539	59	82	.720	213	26	87-0	18	47	34	349	6.8
1998-99	32-1	357	50	101	.495	19	26	.731	78	9	28-0	7	13	8	119	3.7
1999-00	58-5	663	122	224	.545	40	56	.714	140	22	68-0	15	24	18	284	4.9
TOTALS	172-14	2020	342	654	.523	130	185	.703	468	58	200-0	44	99	70	814	4.7

3FG: 96-97: 0-1 (.000); 97-98: 0-1 (.000); 98-99: 0-1 (.000); 99-00: 0-0 (.000); TOTALS: 0-3 (.000)

PLAYOFFS

	GP-GS	MIN	FGM	FGA	PCT	FTM	FTA	PCT	REB	AST	PF-DQ	ST	TO	BS	PTS	AVG
1996-97	4-0	16	4	8	.500	0	2	.000	3	1	0-0	1	2	0	8	2.0
1997-98	3-0	28	4	5	.800	1	2	.500	7	0	4-0	0	0	1	9	3.0
1998-99	2-0	8	1	2	.500	2	2	1.000	3	0	0-0	1	1	0	4	2.0
1999-00	1-0	10	1	3	.333	0	2	.000	0	0	0-0	2	1	0	2	2.0
TOTALS	10-0	62	10	18	.556	3	8	.375	13	1	4-0	4	4	1	23	2.3

3FG: 96-97: 0-0 (.000); 97-98: 0-0 (.000); 98-99: 0-0 (.000); 99-00: 0-0 (.000); TOTALS: 0-0 (.000)

*Wore No. 5 in 1998-99

ROD STRICKLAND	NO: 1	POS: Guard
-----------------------	--------------	-------------------

Hgt: 6-3 **Wgt:** 185 **Born:** 7-11-66 **College:** DePaul
Acquired: Signed as a free agent on October 22, 2001.
Departed: Became an unrestricted free agent on July 1, 2002.

	GP-GS	MIN	FGM	FGA	PCT	FTM	FTA	PCT	REB	AST	PF-DQ	ST	TO	BS	PTS	AVG
2001-02	76-64	2294	316	714	.443	154	201	.766	232	463	114-0	82	159	11	794	10.4

3FG: 01-02: 8-26 (.308)

JON SUNDVOLD	NO: 20	POS: Guard
---------------------	---------------	-------------------

Hgt: 6-2 **Wgt:** 182 **Born:** 7-2-61 **College:** Missouri
Acquired: Selected from San Antonio in the 1988 Expansion Draft.
Departed: Became an unrestricted free agent on July 1, 1992.

	GP-GS	MIN	FGM	FGA	PCT	FTM	FTA	PCT	REB	AST	PF-DQ	ST	TO	BS	PTS	AVG
1988-89	68-8	1338	307	675	.455	47	57	.825	87	137	78-0	27	87	1	709	10.4
1989-90	63-2	867	148	363	.408	44	52	.846	71	102	69-0	25	52	0	384	6.1
1990-91	24-0	225	43	107	.402	11	11	1.000	9	24	11-0	7	16	0	112	4.7
1991-92	3-0	8	1	3	.333	0	0	.000	0	2	2-0	0	0	0	3	1.0
TOTALS	158-10	2438	499	1148	.435	102	120	.850	167	265	160-0	59	155	1	1208	7.6

3FG: 88-89: 48-92 (.522); 89-90: 44-100 (.440); 90-91: 15-35 (.429); 91-92: 1-1 (1.000); TOTALS: 108-228 (.474)

PLAYOFFS

	GP-GS	MIN	FGM	FGA	PCT	FTM	FTA	PCT	REB	AST	PF-DQ	ST	TO	BS	PTS	AVG
1991-92	1-0	2	0	1	.000	0	0	.000	0	0	1-0	0	0	0	0	0.0

3FG: 91-92: 0-0 (.000)

ANTHONY TAYLOR	NO: 3	POS: Guard
-----------------------	--------------	-------------------

Hgt: 6-4 **Wgt:** 175 **Born:** 11-30-65 **College:** Oregon
Acquired: Signed as a free agent on November 5, 1988.
Departed: Waived on December 26, 1988.

	GP-GS	MIN	FGM	FGA	PCT	FTM	FTA	PCT	REB	AST	PF-DQ	ST	TO	BS	PTS	AVG
1988-89	21-7	368	60	151	.397	24	32	.750	34	43	37-0	22	20	5	144	6.9

3FG: 88-89: 0-2 (.000)

KURT THOMAS	NO: 40	POS: Forward
--------------------	---------------	---------------------

Hgt: 6-9 **Wgt:** 230 **Born:** 10-4-72 **College:** Texas Christian
Acquired: Drafted in the first round (10th overall) in 1995.
Departed: Traded to Dallas along with Sasha Danilovic and Martin Muursepp for Jamal Mashburn on February 14, 1997.

	GP-GS	MIN	FGM	FGA	PCT	FTM	FTA	PCT	REB	AST	PF-DQ	ST	TO	BS	PTS	AVG
1995-96	74-42	1655	274	547	.501	118	178	.663	439	46	271-7	47	98	36	666	9.0
1996-97	18-9	374	39	105	.371	35	46	.761	107	9	67-3	12	25	9	113	6.3
TOTALS	92-51	2029	313	652	.436	153	224	.712	546	55	338-10	59	123	45	779	8.5

3FG: 95-96: 0-2 (.000); 96-97: 0-1 (.000); TOTALS: 0-3 (.000)

PLAYOFFS

	GP-GS	MIN	FGM	FGA	PCT	FTM	FTA	PCT	REB	AST	PF-DQ	ST	TO	BS	PTS	AVG
1995-96	3-3	60	4	10	.400	4	4	1.000	16	3	13-1	2	5	1	12	4.0

3FG: 95-96: 0-0 (.000)

BILLY THOMPSON	NO: 55	POS: Forward
-----------------------	---------------	---------------------

Hgt: 6-7 **Wgt:** 217 **Born:** 12-1-63 **College:** Louisville
Acquired: Selected from the L.A. Lakers in the 1988 Expansion Draft.
Departed: Did not pick up option on July 1, 1991.

	GP-GS	MIN	FGM	FGA	PCT	FTM	FTA	PCT	REB	AST	PF-DQ	ST	TO	BS	PTS	AVG
1988-89	79-58	2273	349	716	.487	156	224	.696	572	176	260-8	56	189	105	854	10.8
1989-90	79-45	2142	375	727	.516	115	185	.622	551	166	237-1	54	156	89	867	11.0
1990-91	73-46	1481	205	411	.499	89	124	.718	312	111	161-3	32	117	48	499	6.8
TOTALS	231-149	5896	929	1854	.501	360	533	.675	1435	453	658-12	142	462	242	2220	9.6

3FG: 88-89: 0-4 (.000); 89-90: 2-4 (.500); 90-91: 0-4 (.000); TOTALS: 2-12 (.167)

OTIS THORPE	NO: 52	POS: Forward/Center
--------------------	---------------	----------------------------

Hgt: 6-10 **Wgt:** 246 **Born:** 8-5-62 **College:** Providence
Acquired: Signed as a free agent on August 4, 1999.
Departed: Traded along with P.J. Brown, Jamal Mashburn, Rodney Buford and Tim James to Charlotte for Eddie Jones, Anthony Mason, Ricky Davis and Dale Ellis on August 1, 2000.

	GP-GS	MIN	FGM	FGA	PCT	FTM	FTA	PCT	REB	AST	PF-DQ	ST	TO	BS	PTS	AVG
1999-00	51-1	777	125	243	.514	29	48	.604	166	33	136-4	26	59	9	279	5.5

3FG: 99-00: 0-3 (.000)

PLAYOFFS

	GP-GS	MIN	FGM	FGA	PCT	FTM	FTA	PCT	REB	AST	PF-DQ	ST	TO	BS	PTS	AVG
1999-00	10-0	136	13	27	.481	7	14	.500	29	3	29-0	0	11	2	33	3.3

3FG: 99-00: 0-1 (.000)

RONNY TURIAF	NO: 21	POS: Forward/Center
---------------------	---------------	----------------------------

Hgt: 6-10 **Wgt:** 245 **Born:** 1-13-83 **College:** Gonzaga
Acquired: Signed as a free agent on March 21, 2012.
Departed: Became an unrestricted free agent on July 1, 2012.

	GP-GS	MIN	FGM	FGA	PCT	FTM	FTA	PCT	REB	AST	PF-DQ	ST	TO	BS	PTS	AVG
2011-12	13-5	221	16	30	.533	13	22	.591	58	5	32-0	8	8	14	45	3.5

3FG: 11-12: 0-1 (.000)

PLAYOFFS

	GP-GS	MIN	FGM	FGA	PCT	FTM	FTA	PCT	REB	AST	PF-DQ	ST	TO	BS	PTS	AVG
2011-12	12-7	121	10	18	.556	3	11	.273	31	1	23-0	1	6	8	23	1.9

3FG: 11-12: 0-0 (.000)

KELVIN UPSHAW	NO: 10	POS: Guard
----------------------	---------------	-------------------

Hgt: 6-2 **Wgt:** 180 **Born:** 1-24-63 **College:** Utah
Acquired: Signed a 10-day contract on January 11, 1989...signed a second 10-day contract on January 21, 1989.
Departed: Contract expired on January 31, 1989.

	GP-GS	MIN	FGM	FGA	PCT	FTM	FTA	PCT	REB	AST	PF-DQ	ST	TO	BS	PTS	AVG
1988-89	9-0	144	26	63	.413	4	6	.667	13	20	18-0	7	13	0	57	6.3

3FG: 88-89: 1-5 (.200)

JARVIS VARNADO	NO: 24	POS: Forward
-----------------------	---------------	---------------------

Hgt: 6-10 **Wgt:** 225 **Born:** 3-1-88 **College:** Mississippi State
Acquired: Drafted in the second round (41st overall) in 2010.
Departed: Waived on October 26, 2012.
Re-Acquired: Signed a 10-day contract on January 9, 2013...signed a second 10-day contract on January 20, 2013...signed for the remainder of the season on January 30, 2013.
Departed: Waived on October 21, 2013.

	GP-GS	MIN	FGM	FGA	PCT	FTM	FTA	PCT	REB	AST	PF-DQ	ST	TO	BS	PTS	AVG
2012-13	8-0	40	1	3	.333	0	0	.000	6	2	9-0	0	5	2	2	0.3

3FG: 12-13: 0-0 (.000)



The HEAT captured the 2012 NBA Championship with a resounding 121-106 victory over the Oklahoma City Thunder on June 21, 2012.

DWYANE WADE	NO: 3	POS: Guard
--------------------	--------------	-------------------

Hgt: 6-4 **Wgt:** 220 **Born:** 1-17-82 **College:** Marquette
Acquired: Drafted in the first round (fifth overall) in 2003...signed a multi-year contract extension on July 12, 2006...re-signed on July 9, 2010...re-signed on July 15, 2014...re-signed on July 10, 2015.

	GP-GS	MIN	FGM	FGA	PCT	FTM	FTA	PCT	REB	AST	PF-DQ	ST	TO	BS	PTS	AVG
2003-04	61-56	2126	371	798	.465	233	312	.747	247	275	140-0	86	196	34	991	16.2
2004-05	77-77	2974	630	1318	.478	581	762	.762	397	520	230-4	121	321	82	1854	24.1
2005-06	75-75	2892	699	1413	.495	629	803	.783	430	503	217-0	146	268	58	2040	27.2
2006-07	51-50	1931	472	962	.491	432	535	.807	239	384	117-0	107	216	62	1397	27.4
2007-08	51-49	1954	439	937	.469	354	467	.758	214	354	137-0	87	224	37	1254	24.6
2008-09	79-79	3048	854	1739	.491	590	771	.765	398	589	178-1	173	272	106	2386	30.2
2009-10	77-77	2792	719	1511	.476	534	702	.761	373	501	181-0	142	252	82	2045	26.6
2010-11	76-76	2823	692	1384	.500	494	652	.758	485	346	197-0	111	237	87	1941	25.5
2011-12	49-49	1625	416	837	.497	235	297	.791	237	225	110-1	82	129	63	1082	22.1
2012-13	69-69	2391	569	1093	.521	308	425	.725	344	352	140-1	128	194	56	1463	21.2
2013-14	54-53	1775	415	761	.545	189	258	.733	241	252	106-0	79	161	29	1028	19.0
2014-15	62-62	1971	509	1084	.470	284	370	.768	219	299	105-0	73	209	21	1331	21.5
TOTALS	781-772	28302	6785	13837	.490	4863	6354	.765	3824	4600	1858-7	1335	2679	717	18812	24.1

3FG: 03-04: 16-53 (.302); 04-05: 13-45 (.289); 05-06: 13-76 (.171); 06-07: 21-79 (.266); 07-08: 22-77 (.286); 08-09: 88-278 (.317); 09-10: 73-243 (.300); 10-11: 63-206 (.306); 11-12: 15-56 (.268); 12-13: 17-66 (.258); 13-14: 9-32 (.281); 14-15: 29-102 (.284); TOTALS: 379-1313 (.289)

PLAYOFFS

	GP-GS	MIN	FGM	FGA	PCT	FTM	FTA	PCT	REB	AST	PF-DQ	ST	TO	BS	PTS	AVG
2003-04	13-13	510	86	189	.455	59	75	.787	52	73	45-0	17	54	4	234	18.0
2004-05	14-14	571	136	281	.484	111	139	.799	80	93	43-0	22	62	16	384	27.4
2005-06	23-23	959	219	441	.497	202	250	.808	135	132	71-1	51	90	26	654	28.4
2006-07	4-4	162	36	84	.429	22	32	.688	19	25	13-0	5	23	2	94	23.5
2008-09	7-7	285	68	155	.439	50	58	.862	35	37	20-0	6	25	11	204	29.1
2009-10	5-5	210	62	110	.564	27	40	.675	28	34	16-0	8	26	8	166	33.2
2010-11	21-21	828	181	373	.485	139	179	.777	150	92	53-0	34	64	28	515	24.5
2011-12	23-23	907	197	426	.462	121	166	.729	120	100	65-0	39	68	30	525	22.8
2012-13	22-22	782	144	315	.457	60	80	.750	102	105	45-1	38	58	23	349	15.9
2013-14	20-20	693	139	278	.500	69	90	.767	77	77	55-0	30	54	5	356	17.8
TOTALS	152-152	5907	1268	2652	.478	860	1109	.775	798	768	426-2	250	524	153	3481	22.9

3FG: 03-04: 3-8 (.375); 04-05: 1-10 (.100); 05-06: 14-37 (.378); 06-07: 0-5 (.000); 08-09: 18-50 (.360); 09-10: 15-37 (.405); 10-11: 14-52 (.269); 11-12: 10-34 (.294); 12-13: 1-4 (.250); 13-14: 9-24 (.375); TOTALS: 85-261 (.326)

MILT WAGNER	NO: 25	POS: Guard
--------------------	---------------	-------------------

Hgt: 6-4 **Wgt:** 181 **Born:** 2-20-63 **College:** Louisville
Acquired: Signed as a free agent on August 23, 1990.
Departed: Waived on December 5, 1990.

	GP-GS	MIN	FGM	FGA	PCT	FTM	FTA	PCT	REB	AST	PF-DQ	ST	TO	BS	PTS	AVG
1990-91	13-1	116	24	57	.421	9	11	.818	7	15	14-0	2	12	3	63	4.8

3FG: 90-91: 6-17 (.353)

ANTOINE WALKER	NO: 8	POS: Forward
-----------------------	--------------	---------------------

Hgt: 6-9 **Wgt:** 245 **Born:** 8-12-76 **College:** Kentucky
Acquired: From Memphis on August 2, 2005 along with Jason Williams, James Posey, Andre Emmett and the draft rights to Roberto Duenas in a five-team trade that sent Curtis Borchardt, Qyntel Woods, the draft rights to Albert Miralles and two second-round draft picks to Boston; Eddie Jones and Raul Lopez to Memphis; Rasual Butler and Kirk Snyder to New Orleans and Greg Ostertag to Utah.
Departed: Traded to Minnesota along with Michael Doleac, Wayne Simien and a conditional first-round draft pick for Ricky Davis and Mark Blount on October 24, 2007.

	GP-GS	MIN	FGM	FGA	PCT	FTM	FTA	PCT	REB	AST	PF-DQ	ST	TO	BS	PTS	AVG
2005-06	82-19	2199	391	898	.435	81	129	.628	421	166	187-1	47	150	30	1000	12.2
2006-07	78-15	1818	265	668	.397	46	105	.438	339	130	173-3	48	141	17	660	8.5
TOTALS	160-34	4017	656	1566	.419	127	234	.543	760	316	360-4	95	291	47	1660	10.4

3FG: 05-06: 137-383 (.358); 06-07: 84-305 (.275); TOTALS: 221-688 (.321)

PLAYOFFS

	GP-GS	MIN	FGM	FGA	PCT	FTM	FTA	PCT	REB	AST	PF-DQ	ST	TO	BS	PTS	AVG
2005-06	23-23	862	114	283	.403	31	54	.574	129	56	69-1	23	47	8	307	13.3
2006-07	4-0	92	15	37	.405	9	11	.818	9	6	11-0	2	4	1	47	11.8
TOTALS	27-23	954	129	320	.403	40	65	.615	138	62	80-1	25	51	9	354	13.1

3FG: 05-06: 48-148 (.324); 06-07: 8-16 (.500); TOTALS: 56-164 (.341)

HENRY WALKER							NO: 5			POS: Forward						
Hgt: 6-6		Wgt: 220		Born: 10-9-87			College: Kansas State									
Acquired: Signed a 10-day contract on February 21, 2015...signed a second 10-day contract on March 3, 2015...signed on March 13, 2015.																
Departed: Waived on July 27, 2015.																
	GP-GS	MIN	FGM	FGA	PCT	FTM	FTA	PCT	REB	AST	PF-DQ	ST	TO	BS	PTS	AVG
2014-15	24-13	628	58	168	.345	14	18	.778	82	29	76-2	24	24	9	175	7.3
3FG: 14-15: 45-132 (.341)																

SAMAKI WALKER								NO: 52			POS: Forward					
Hgt: 6-9		Wgt: 250		Born: 2-25-76				College: Louisville								
Acquired: Signed as a free agent on August 1, 2003.																
Departed: Became an unrestricted free agent on July 1, 2004.																
	GP-GS	MIN	FGM	FGA	PCT	FTM	FTA	PCT	REB	AST	PF-DQ	ST	TO	BS	PTS	AVG
2003-04	33-0	418	38	99	.384	29	44	.659	112	6	54-0	9	15	11	105	3.2
3FG: 03-04: 0-2 (.000)																

PLAYOFFS																
	GP-GS	MIN	FGM	FGA	PCT	FTM	FTA	PCT	REB	AST	PF-DQ	ST	TO	BS	PTS	AVG
2003-04	4-0	11	0	2	.000	0	0	.000	1	0	2-0	0	0	0	0	0.0
3FG: 03-04: 0-0 (.000)																

JOHN WALLACE							NO: 22			POS: Forward						
Hgt: 6-9		Wgt: 230		Born: 2-9-74			College: Syracuse									
Acquired: Signed as a free agent on August 8, 2003.																
Departed: Became an unrestricted free agent on July 1, 2004.																
	GP-GS	MIN	FGM	FGA	PCT	FTM	FTA	PCT	REB	AST	PF-DQ	ST	TO	BS	PTS	AVG
2003-04	37-0	368	61	145	.421	31	40	.775	59	14	38-0	5	24	8	158	4.3
3FG: 03-04: 5-13 (.385)																

MATT WALSH							NO: 44				POS: Guard/Forward					
Hgt: 6-6		Wgt: 200		Born: 12-2-82			College: Florida									
Acquired: Signed as a free agent on August 15, 2005.																
Departed: Waived on November 18, 2005.																
Re-Acquired: Signed as a free agent on September 26, 2008.																
Departed: Waived on October 4, 2008.																
	GP-GS	MIN	FGM	FGA	PCT	FTM	FTA	PCT	REB	AST	PF-DQ	ST	TO	BS	PTS	AVG
2005-06	2-0	3	1	1	1.000	0	2	.000	0	0	0-0	0	1	0	2	1.0
3FG: 05-06: 0-0 (.000)																

REX WALTERS					NO: 23					POS: Guard						
Hgt: 6-4		Wgt: 190		Born: 3-12-70			College: Kansas									
Acquired: Signed as a free agent on January 27, 1998...re-signed on January 22, 1999...re-signed on September 16, 1999.																
Departed: Waived on February 23, 2000.																
	GP-GS	MIN	FGM	FGA	PCT	FTM	FTA	PCT	REB	AST	PF-DQ	ST	TO	BS	PTS	AVG
1997-98	19-0	108	13	24	.542	9	11	.818	15	14	11-0	3	10	1	38	2.0
1998-99	33-13	506	35	95	.368	19	23	.826	50	58	63-0	10	32	3	101	3.1
1999-00	33-0	389	38	91	.418	12	16	.750	36	65	44-0	6	29	0	93	2.8
TOTALS	85-13	1003	86	210	.410	40	50	.800	101	137	118-0	19	71	4	232	2.7
3FG: 97-98: 3-8 (.375); 98-99: 12-38 (.316); 99-00: 5-20 (.250); TOTALS: 20-66 (.303)																

PLAYOFFS																
	GP-GS	MIN	FGM	FGA	PCT	FTM	FTA	PCT	REB	AST	PF-DQ	ST	TO	BS	PTS	AVG
1998-99	3-0	13	0	3	.000	0	0	.000	0	4	0-0	0	0	0	0	0.0
3FG: 98-99: 0-2 (.000)																

DWAYNE WASHINGTON **NO: 31** **POS: Guard**

Hgt: 6-2 **Wgt:** 195 **Born:** 1-6-64 **College:** Syracuse **Nickname:** Pearl
Acquired: Selected from New Jersey in the 1988 Expansion Draft.
Departed: Relinquished right of first refusal on July 1, 1989.

	GP-GS	MIN	FGM	FGA	PCT	FTM	FTA	PCT	REB	AST	PF-DQ	ST	TO	BS	PTS	AVG
1988-89	54-8	1065	164	387	.424	82	104	.788	123	226	101-0	73	122	4	411	7.6

3FG: 88-89: 1-14 (.071)

JAMIE WATSON **NO: 3** **POS: Forward**

Hgt: 6-7 **Wgt:** 190 **Born:** 2-23-72 **College:** South Carolina
Acquired: Signed as a free agent on January 22, 1999.
Departed: Waived on February 19, 1999.
Re-Acquired: Signed as a free agent on September 30, 1999.
Departed: Waived on October 18, 1999.

	GP-GS	MIN	FGM	FGA	PCT	FTM	FTA	PCT	REB	AST	PF-DQ	ST	TO	BS	PTS	AVG
1998-99	3-0	18	1	2	.500	0	0	.000	1	1	1-0	0	1	0	2	0.7

3FG: 98-99: 0-0 (.000)

CLARENCE WEATHERSPOON **NO: 35** **POS: Forward**

Hgt: 6-7 **Wgt:** 265 **Born:** 9-8-70 **College:** Southern Mississippi
Acquired: Signed as a free agent on January 24, 1999.
Departed: Traded along with Chris Gatling and a 2001 conditional first-round draft pick to Cleveland on August 30, 2000 in a three-team deal that brought Brian Grant to Miami and sent Gary Grant to Cleveland and Shawn Kemp to Portland.

	GP-GS	MIN	FGM	FGA	PCT	FTM	FTA	PCT	REB	AST	PF-DQ	ST	TO	BS	PTS	AVG
1998-99	49-3	1040	141	264	.534	115	143	.804	243	34	107-0	28	61	17	397	8.1
1999-00	78-2	1615	215	419	.513	135	183	.738	449	93	165-1	51	100	49	565	7.2
TOTALS	127-5	2655	356	683	.521	250	326	.767	692	127	272-1	79	161	66	962	7.6

3FG: 98-99: 0-0 (.000); 99-00: 0-0 (.000); TOTALS: 0-0 (.000)

PLAYOFFS

	GP-GS	MIN	FGM	FGA	PCT	FTM	FTA	PCT	REB	AST	PF-DQ	ST	TO	BS	PTS	AVG
1998-99	5-0	112	9	26	.346	11	17	.647	21	2	8-0	7	3	1	29	5.8
1999-00	10-0	170	25	60	.417	14	24	.583	41	1	23-0	4	8	3	64	6.4
TOTALS	15-0	282	34	86	.395	25	41	.610	62	3	31-0	11	11	4	93	6.2

3FG: 98-99: 0-0 (.000); 99-00: 0-0 (.000); TOTALS: 0-0 (.000)

CLINTON WHEELER **NO: 10** **POS: Guard**

Hgt: 6-1 **Wgt:** 185 **Born:** 10-27-59 **College:** William Paterson
Acquired: Signed as a free agent on December 4, 1988.
Departed: Waived on December 23, 1988.

	GP-GS	MIN	FGM	FGA	PCT	FTM	FTA	PCT	REB	AST	PF-DQ	ST	TO	BS	PTS	AVG
1988-89	8-0	143	24	42	.571	8	10	.800	12	21	9-0	8	6	0	56	7.0

3FG: 88-89: 0-0 (.000)

HASSAN WHITESIDE **NO: 21** **POS: Center**

Hgt: 7-0 **Wgt:** 260 **Born:** 6-13-89 **College:** Marshall
Acquired: Signed as a free agent on November 24, 2014.

	GP-GS	MIN	FGM	FGA	PCT	FTM	FTA	PCT	REB	AST	PF-DQ	ST	TO	BS	PTS	AVG
2014-15	48-32	1142	243	414	.628	78	156	.500	482	6	129-1	27	58	123	564	11.8

3FG: 14-15: 0-0 (.000)

MORLON WILEY **NO: 21** **POS: Guard**

Hgt: 6-4 **Wgt:** 192 **Born:** 9-24-66 **College:** Long Beach State
Acquired: Signed a 10-day contract on March 9, 1994.
Departed: Contract expired on March 18, 1994.

	GP-GS	MIN	FGM	FGA	PCT	FTM	FTA	PCT	REB	AST	PF-DQ	ST	TO	BS	PTS	AVG
1993-94	4-0	34	3	8	.375	0	0	.000	4	7	4-0	2	6	0	7	1.8

3FG: 93-94: 1-4 (.250)

JASON WILLIAMS	NO: 55	POS: Guard
-----------------------	---------------	-------------------

Hgt: 6-1 **Wgt:** 180 **Born:** 11-18-75 **College:** Florida
Acquired: From Memphis on August 2, 2005 along with James Posey, Antoine Walker, Andre Emmett and the draft rights to Roberto Duenas in a five-team trade that sent Curtis Borchardt, Qyntel Woods, the draft rights to Albert Miralles and two second-round draft picks to Boston; Eddie Jones and Raul Lopez to Memphis; Rasual Butler and Kirk Snyder to New Orleans and Greg Ostertag to Utah.
Departed: Became an unrestricted free agent on July 1, 2008.

	GP-GS	MIN	FGM	FGA	PCT	FTM	FTA	PCT	REB	AST	PF-DQ	ST	TO	BS	PTS	AVG
2005-06	59-56	1874	268	606	.442	85	98	.867	139	287	101-0	53	100	5	728	12.3
2006-07	61-55	1865	235	569	.413	94	103	.913	141	322	68-0	58	100	1	664	10.9
2007-08	67-53	1886	211	550	.384	69	80	.863	130	307	93-0	83	91	5	588	8.8
TOTALS	187-164	5625	714	1725	.414	248	281	.883	410	916	262-0	194	291	11	1980	10.6

3FG: 05-06: 107-288 (.372); 06-07: 100-295 (.339); 07-08: 97-275 (.353); TOTALS: 304-858 (.354)

PLAYOFFS

	GP-GS	MIN	FGM	FGA	PCT	FTM	FTA	PCT	REB	AST	PF-DQ	ST	TO	BS	PTS	AVG
2005-06	23-23	686	75	185	.405	38	45	.844	46	90	42-0	15	36	0	214	9.3
2006-07	4-4	112	7	28	.250	4	5	.800	8	14	5-0	5	3	1	23	5.8
TOTALS	27-27	798	82	213	.385	42	50	.840	54	104	47-0	20	39	1	237	8.8

3FG: 05-06: 26-95 (.274); 06-07: 5-17 (.294); TOTALS: 31-112 (.277)

SHAWNE WILLIAMS	NO: 55	POS: Forward
------------------------	---------------	---------------------

Hgt: 6-10 **Wgt:** 230 **Born:** 2-16-86 **College:** Memphis
Acquired: Signed as a free agent on August 1, 2014.
Departed: Traded to New Orleans on February 19, 2015 along with Norris Cole and Justin Hamilton in a three-team trade that brought Goran Dragic and Zoran Dragic to the HEAT and sent Danny Granger, John Salmons and two future first-round draft picks from Miami to Phoenix.

	GP-GS	MIN	FGM	FGA	PCT	FTM	FTA	PCT	REB	AST	PF-DQ	ST	TO	BS	PTS	AVG
2014-15	44-22	924	102	240	.425	28	33	.848	139	36	116-0	21	23	17	292	6.6

3FG: 14-15: 60-152 (.395)

WALT WILLIAMS	NO: 42	POS: Forward/Guard
----------------------	---------------	---------------------------

Hgt: 6-8 **Wgt:** 230 **Born:** 4-16-70 **College:** Maryland
Acquired: From Sacramento along with Tyrone Corbin in exchange for Billy Owens and Kevin Gamble on February 22, 1996.
Departed: Rights renounced on July 17, 1996.

	GP-GS	MIN	FGM	FGA	PCT	FTM	FTA	PCT	REB	AST	PF-DQ	ST	TO	BS	PTS	AVG
1995-96	28-28	788	124	268	.463	33	60	.550	112	65	87-0	32	48	16	337	12.0

3FG: 95-96: 56-123 (.455)

PLAYOFFS

	GP-GS	MIN	FGM	FGA	PCT	FTM	FTA	PCT	REB	AST	PF-DQ	ST	TO	BS	PTS	AVG
1995-96	3-3	70	6	18	.333	1	2	.500	12	5	4-0	1	3	1	14	4.7

3FG: 95-96: 1-9 (.111)

KEVIN WILLIS	NO: 42	POS: Forward/Center
---------------------	---------------	----------------------------

Hgt: 7-0 **Wgt:** 245 **Born:** 9-6-62 **College:** Michigan State
Acquired: From Atlanta along with a future first-round draft pick in exchange for Steve Smith, Grant Long and a future second-round draft pick on November 6, 1995.
Departed: Traded to Golden State along with Bimbo Coles for Tim Hardaway and Chris Gatling on February 22, 1996.

	GP-GS	MIN	FGM	FGA	PCT	FTM	FTA	PCT	REB	AST	PF-DQ	ST	TO	BS	PTS	AVG
1994-95	65-61	2301	457	974	.469	195	282	.691	696	83	208-3	59	155	33	1112	17.1
1995-96	47-42	1357	195	412	.473	89	125	.712	420	34	158-4	19	99	25	479	10.2
TOTALS	112-103	3658	652	1386	.470	284	407	.698	1116	117	366-7	78	254	58	1591	14.2

3FG: 94-95: 3-14 (.214); 95-96: 0-5 (.000); TOTALS: 3-19 (.158)

LOREN WOODS	NO: 1	POS: Center
--------------------	--------------	--------------------

Hgt: 7-1 **Wgt:** 255 **Born:** 6-21-78 **College:** Arizona
Acquired: Signed as a free agent on August 8, 2003.
Departed: Selected by the Charlotte Bobcats in the 2004 NBA Expansion Draft on June 22, 2004.

	GP-GS	MIN	FGM	FGA	PCT	FTM	FTA	PCT	REB	AST	PF-DQ	ST	TO	BS	PTS	AVG
2003-04	38-2	506	44	96	.458	33	55	.600	134	10	52-0	11	26	19	121	3.2
3FG: 03-04: 0-0 (.000)																

PLAYOFFS

	GP-GS	MIN	FGM	FGA	PCT	FTM	FTA	PCT	REB	AST	PF-DQ	ST	TO	BS	PTS	AVG
2003-04	1-0	2	0	0	.000	0	0	.000	0	0	0-0	0	0	0	0	0.0
3FG: 03-04: 0-0 (.000)																

QYNTTEL WOODS	NO: 24	POS: Forward
----------------------	---------------	---------------------

Hgt: 6-8 **Wgt:** 221 **Born:** 2-16-81 **College:** Northeast Mississippi CC
Acquired: Signed as a free agent on January 26, 2005.
Departed: Traded to Boston on August 2, 2005 along with Curtis Borchardt, the draft rights to Albert Miralles and a pair of second-round draft picks in a five-team trade that brought Antoine Walker, James Posey, Jason Williams, Andre Emmett and the draft rights to Roberto Duenas to Miami; Eddie Jones and Raul Lopez to Memphis; Rasual Butler and Kirk Snyder to New Orleans and Greg Ostertag to Utah.

	GP-GS	MIN	FGM	FGA	PCT	FTM	FTA	PCT	REB	AST	PF-DQ	ST	TO	BS	PTS	AVG
2004-05	3-0	40	5	12	.417	0	0	.000	6	0	6-0	4	2	0	10	3.3
3FG: 04-05: 0-0 (.000)																

DORELL WRIGHT	NO: 1	POS: Guard/Forward
----------------------	--------------	---------------------------

Hgt: 6-8 **Wgt:** 210 **Born:** 12-2-85 **Prep/High School:** South Kent Prep/Leuzinger (CA)
Acquired: Drafted in the first round (19th overall) in 2004...re-signed on August 21, 2008.
Departed: Became an unrestricted free agent on July 1, 2010.

	GP-GS	MIN	FGM	FGA	PCT	FTM	FTA	PCT	REB	AST	PF-DQ	ST	TO	BS	PTS	AVG
2004-05	3-0	27	3	11	.273	1	1	1.000	1	3	2-0	4	3	0	7	2.3
2005-06	20-2	132	20	43	.465	15	17	.882	32	8	12-0	3	14	1	58	2.9
2006-07	66-19	1292	162	364	.445	64	86	.744	272	95	112-0	41	65	46	393	6.0
2007-08	44-34	1104	143	293	.488	57	69	.826	220	60	79-0	29	29	41	347	7.9
2008-09	6-0	73	8	20	.400	2	6	.333	20	2	8-0	2	6	0	18	3.0
2009-10	72-1	1496	194	419	.463	61	69	.884	235	91	94-0	52	53	32	510	7.1
TOTALS	211-56	4125	530	1150	.461	200	248	.806	780	259	307-0	131	170	120	1333	6.3

3FG: 04-05: 0-4 (.000); 05-06: 3-6 (.500); 06-07: 5-34 (.147); 07-08: 4-11 (.364); 08-09: 0-0 (.000); 09-10: 61-157 (.389);
TOTALS: 73-212 (.344)

PLAYOFFS

	GP-GS	MIN	FGM	FGA	PCT	FTM	FTA	PCT	REB	AST	PF-DQ	ST	TO	BS	PTS	AVG
2006-07	1-0	1	0	0	.000	0	0	.000	0	0	0-0	0	0	0	0	0.0
2008-09	1-0	3	0	0	.000	0	0	.000	0	0	0-0	0	0	0	0	0.0
2009-10	5-0	112	9	25	.360	5	5	1.000	19	9	3-0	2	6	0	25	5.0
TOTALS	7-0	116	9	25	.360	5	5	1.000	19	9	3-0	2	6	0	25	3.6

3FG: 06-07: 0-0 (.000); 08-09: 0-0 (.000); 09-10: 2-8 (.250); TOTALS: 2-8 (.250)

WANG ZHI-ZHI	NO: 15	POS: Center
---------------------	---------------	--------------------

Hgt: 7-1 **Wgt:** 284 **Born:** 7-8-77 **Country:** China
Acquired: Signed as a free agent on December 1, 2003.
Departed: Became an unrestricted free agent on July 1, 2005.

	GP-GS	MIN	FGM	FGA	PCT	FTM	FTA	PCT	REB	AST	PF-DQ	ST	TO	BS	PTS	AVG
2003-04	14-0	105	17	45	.378	5	6	.833	14	2	13-0	3	6	4	43	3.1
2004-05	20-0	92	17	36	.472	7	12	.583	18	5	9-0	3	5	2	43	2.2
TOTALS	34-0	197	34	81	.420	12	18	.667	32	7	22-0	6	11	6	86	2.5

3FG: 03-04: 4-14 (.286); 04-05: 2-3 (.667); TOTALS: 6-17 (.353)

PLAYOFFS

	GP-GS	MIN	FGM	FGA	PCT	FTM	FTA	PCT	REB	AST	PF-DQ	ST	TO	BS	PTS	AVG
2003-04	3-0	7	0	0	.000	0	0	.000	0	1	1-0	0	1	0	0	0.0

3FG: 03-04: 0-0 (.000)

HEAR EVERY HEAT GAME ON 790 THE TICKET

HOME OF THE



SPORTS TALK
790^{AM}
THE TICKETTM
[THETICKETMIAMI.COM](http://theticketmiami.com)

ZASLOW AND JOY	5:30-9:00A
THE DAN LE BATARD SHOW WITH STUGOTZ	9:00A-1:00P
THE ERIC REED SHOW WITH LEROY HOARD	1:00-3:00P
THE DAN LE BATARD SHOW WITH STUGOTZ	3:00-4:00P
IZZY AND ETHAN	4:00-7:00P
CHRIS AND JOSH	7:00-10:00P



2015-16 NBA OFFICE HEADQUARTERS DIRECTORY

NEW YORK

Olympic Tower
645 Fifth Avenue
New York, NY 10022
Telephone: (212) 407-8000
FAX: (212) 832-3861

NEW JERSEY

100 Plaza Drive
Secaucus, NJ 07094
Telephone: (201) 865-1500
FAX: (201) 974-5973

INTERNATIONAL OFFICES

EUROPE

HEADQUARTERS – NBA EMEA

Endeavour House
189 Shaftesbury Avenue
London, United Kingdom WC2H 8JR
Telephone: 011-44-20-7420-8900

SPAIN

Pqe. Empresarial "La Finca"
Edif. 17A, 1a
28223 Pozuelo de Alarcon,
Madrid, Spain
Telephone: 011-34-911-517-101
FAX: 011-34-911-517-120

AFRICA

6th Floor World Trade Center, Cnr
West Road South and Lower Road
Morningside 2196
Johannesburg, South Africa
Telephone: 011-27-87-940-1333
FAX: 011-27-86-726-6351

INDIA

Tower 1, 10th Floor
Indiabulls Finance Center
Senapati Bapat Marg Mumbai
Maharashtra 400013
Telephone: 011-91-22-6124-6100

LATIN AMERICA

BRAZIL

Av Borges de Medeiros, 633
Sala 303 – Leblon
Rio de Janeiro, RJ, Brazil 22430-041
Telephone: 011-55-21-3206-6400
FAX: 011-55-21-2586-6001

MEXICO

Av Santa Fe 94, Torre A Piso 8,
Colonia Zedec Santa Fe
Mexico DF Mexico 01210
Telephone: 011-52-55-88511159
FAX: 011-52-55-88511111

CANADA

50 Bay Street
Suite 1402
Toronto, Ontario
Canada M5J 3A5
Telephone: (416) 682-2000
FAX: (416) 364-0205

ASIA/PACIFIC

HONG KONG

Room 3101, The Lee Gardens
33 Hysan Avenue
Causeway Bay, Hong Kong
Telephone: 011-852-2843-9600
FAX: 011-852-2536-4808

TAIWAN

Suite 1303, No. 88, Section 2
Chung Hsiao East Road
Taipei, Taiwan ROC 100
Telephone: 011-886-2-2397-8000
FAX: 011-886-2-2358-1098

KOREA

21/F Seoul Finance Center
136 Sejong-Daero, Jung-Gu
Seoul, Korea 100-768
Telephone: 011-822-3782-6835
FAX: 011-822-3782-4555

CHINA – BEIJING

19th Floor, Office Tower 2,
China Central Place
No. 79 Jianguo Road,
Chaoyang District
Beijing, China 100025
Telephone: 011-86-10-5200-8200
FAX: 011-86-10-5200-8202

CHINA – SHANGHAI

Unit 2703-2708, 27F,
Tower 2 Plaza 66
1366 Nanjing West Road,
Jing An District
Shanghai, China 200040
Telephone: 011-86-21-6137-2200
FAX: 011-86-21-6288-9920

2014-15 NBA FINAL REGULAR SEASON STANDINGS

EASTERN CONFERENCE

ATLANTIC DIVISION

	W	L	PCT	GB	Home	Road
Toronto	49	33	.598	----	27-14	22-19
Boston	40	42	.488	9	21-20	19-22
Brooklyn.....	38	44	.463	11	19-22	19-22
Philadelphia	18	64	.220	31	12-29	6-35
New York	17	65	.207	32	10-31	7-34

CENTRAL DIVISION

	W	L	PCT	GB	Home	Road
Cleveland	53	29	.646	----	31-10	22-19
Chicago.....	50	32	.610	3	27-14	23-18
Milwaukee.....	41	41	.500	12	23-18	18-23
Indiana.....	38	44	.463	15	23-18	15-26
Detroit.....	32	50	.390	21	18-23	14-27

SOUTHEAST DIVISION

	W	L	PCT	GB	Home	Road
Atlanta.....	60	22	.732	----	35-6	25-16
Washington.....	46	36	.561	14	29-12	17-24
Miami.....	37	45	.451	23	20-21	17-24
Charlotte.....	33	49	.402	27	19-22	14-27
Orlando.....	25	57	.305	35	13-28	12-29

WESTERN CONFERENCE

SOUTHWEST DIVISION

	W	L	PCT	GB	Home	Road
Houston	56	26	.683	----	30-11	26-15
Memphis.....	55	27	.671	1	31-10	24-17
San Antonio.....	55	27	.671	1	33-8	22-19
Dallas.....	50	32	.610	6	27-14	23-18
New Orleans.....	45	37	.549	11	28-13	17-24

NORTHWEST DIVISION

	W	L	PCT	GB	Home	Road
Portland	51	31	.622	----	32-9	19-22
Oklahoma City....	45	37	.549	6	29-12	16-25
Utah.....	38	44	.463	13	21-20	17-24
Denver	30	52	.366	21	19-22	11-30
Minnesota.....	16	66	.195	35	9-32	7-34

PACIFIC DIVISION

	W	L	PCT	GB	Home	Road
Golden State	67	15	.817	----	39-2	28-13
L.A. Clippers.....	56	26	.683	11	30-11	26-15
Phoenix.....	39	43	.476	28	22-19	17-24
Sacramento.....	29	53	.354	38	18-23	11-30
L.A. Lakers.....	21	61	.256	46	12-29	9-32

2015 NBA PLAYOFFS

EASTERN CONFERENCE

FIRST ROUND

Atlanta 4, Brooklyn 2
 Cleveland 4, Boston 0
 Chicago 4, Milwaukee 2
 Washington 4, Toronto 0

CONFERENCE SEMIFINALS

Atlanta 4, Washington 2
 Cleveland 4, Chicago 2

CONFERENCE FINALS

Cleveland 4, Atlanta 0

FINALS

Golden State 4, Cleveland 2

WESTERN CONFERENCE

FIRST ROUND

Golden State 4, New Orleans 0
 Houston 4, Dallas 1
 L.A. Clippers 4, San Antonio 3
 Memphis 4, Portland 1

CONFERENCE SEMIFINALS

Golden State 4, Memphis 2
 Houston 4, L.A. Clippers 3

CONFERENCE FINALS

Golden State 4, Houston 1

2014-15 NBA AWARD WINNERS

Most Valuable Player

Stephen Curry, Golden State

NBA Coach of the Year

Mike Budenholzer, Atlanta

Rookie of the Year

Andrew Wiggins, Minnesota

NBA Most Improved Player

Jimmy Butler, Chicago

NBA Executive of the Year

Bob Myers, Golden State

J. Walter Kennedy

Citizenship Award

Joakim Noah, Chicago

NBA Community Assist Award

Russell Westbrook, Oklahoma City

NBA Sportsmanship Award

Kyle Korver, Atlanta

NBA Defensive Player

of the Year

Kawhi Leonard, San Antonio

NBA Sixth Man Award

Lou Williams, Toronto

NBA Finals MVP

Andre Iguodala, Golden State

All-Star Game MVP

Russell Westbrook, Oklahoma City

Magic Johnson Award

Pau Gasol, Chicago

Chuck Daly Lifetime

Achievement Award

Dick Motta

Rudy Tomjanovich Award

Steve Kerr, Golden State

Twyman-Stokes Teammate of

the Year Award

Tim Duncan, San Antonio

Brian McIntyre Media

Relations Award

Toronto Raptors

2014-15 ALL-NBA FIRST TEAM

Position	Player, Team
Forward	LeBron James, Cleveland
Forward	Anthony Davis, New Orleans
Center	Marc Gasol, Memphis
Guard	Stephen Curry, Golden State
Guard	James Harden, Houston

2014-15 ALL-NBA SECOND TEAM

Position	Player, Team
Forward/Center	LaMarcus Aldridge, Portland
Center/Forward	DeMarcus Cousins, Sacramento
Center	Pau Gasol, Chicago
Guard	Russell Westbrook, Oklahoma City
Guard	Chris Paul, L.A. Clippers

2014-15 ALL-NBA THIRD TEAM

Position	Player, Team
Forward	Blake Griffin, L.A. Clippers
Forward/Center	Tim Duncan, San Antonio
Center	DeAndre Jordan, L.A. Clippers
Guard	Klay Thompson, Golden State
Guard	Kyrie Irving, Cleveland

2014-15 NBA ALL-ROOKIE FIRST TEAM

Player	Team
Andrew Wiggins	Minnesota
Nikola Mirotic	Chicago
Nerlens Noel	Philadelphia
Elfrid Payton	Orlando
Jordan Clarkson	L.A. Lakers

2014-15 NBA ALL-ROOKIE SECOND TEAM

Player	Team
Marcus Smart	Boston
Zach LaVine	Minnesota
Bojan Bogdanovic	Brooklyn
Jusuf Nurkic	Denver
Langston Galloway	New York

2014-15 NBA ALL-DEFENSIVE FIRST TEAM

Position	Player, Team
Forward	Kawhi Leonard, San Antonio
Forward	Draymond Green, Golden State
Guard	Tony Allen, Memphis
Center	DeAndre Jordan, L.A. Clippers
Guard	Chris Paul, L.A. Clippers

2014-15 NBA ALL-DEFENSIVE SECOND TEAM

Position	Player, Team
Forward	Anthony Davis, New Orleans
Guard	Jimmy Butler, Chicago
Center	Andrew Bogut, Golden State
Guard	John Wall, Washington
Forward/Center	Tim Duncan, San Antonio

2014-15 DIVISIONAL SPORTSMANSHIP AWARD WINNERS

Amir Johnson, Toronto-Atlantic Division
 Pau Gasol, Chicago-Central Division
 Kyle Korver, Atlanta-Southeast Division
 Nick Collison, Oklahoma City-Northwest Division
 Anthony Davis, New Orleans-Southwest Division
 Jeremy Lin, L.A. Lakers-Pacific Division



Hassan Whiteside finished fourth in the voting for the 2014-15 NBA Most Improved Player Award after leading the HEAT in field goal percentage, rebounds, blocked shots, dunks and double-doubles.

2014-15 NBA MONTHLY AWARD WINNERS

2014-15 NBA PLAYERS OF THE MONTH

<i>Month</i>	<i>Eastern Conference</i>	<i>Western Conference</i>
Oct./Nov.	Jimmy Butler (Chicago Bulls)	Stephen Curry (Golden State Warriors)
December	Kyle Lowry (Toronto Raptors)	James Harden (Houston Rockets)
January	DeMarre Carroll (Atlanta Hawks)	James Harden (Houston Rockets)
	Al Horford (Atlanta Hawks)	
	Kyle Korver (Atlanta Hawks)	
	Paul Millsap (Atlanta Hawks)	
	Jeff Teague (Atlanta Hawks)	
February	LeBron James (Cleveland Cavaliers)	Russell Westbrook (Oklahoma City Thunder)
March	LeBron James (Cleveland Cavaliers)	Russell Westbrook (Oklahoma City Thunder)
April	DeMar DeRozan (Toronto Raptors)	Russell Westbrook (Oklahoma City Thunder)

2014-15 NBA ROOKIES OF THE MONTH

<i>Month</i>	<i>Eastern Conference</i>	<i>Western Conference</i>
Oct./Nov.	Jabari Parker (Milwaukee Bucks)	Andrew Wiggins (Minnesota Timberwolves)
December	Nikola Mirotic (Chicago Bulls)	Andrew Wiggins (Minnesota Timberwolves)
January	Elfrid Payton (Orlando Magic)	Andrew Wiggins (Minnesota Timberwolves)
February	Marcus Smart (Boston Celtics)	Andrew Wiggins (Minnesota Timberwolves)
March	Nikola Mirotic (Chicago Bulls)	Jordan Clarkson (Los Angeles Lakers)
April	Bojan Bogdanovic (Brooklyn Nets)	Rodney Hood (Utah Jazz)

2014-15 NBA COACHES OF THE MONTH

<i>Month</i>	<i>Eastern Conference</i>	<i>Western Conference</i>
Oct./Nov.	Dwane Casey (Toronto Raptors)	Dave Joerg (Memphis Grizzlies)
December	Mike Budenholzer (Atlanta Hawks)	Terry Stotts (Portland Trail Blazers)
January	Mike Budenholzer (Atlanta Hawks)	Steve Kerr (Golden State Warriors)
February	Frank Vogel (Indiana Pacers)	Scott Brooks (Oklahoma City Thunder)
March	David Blatt (Cleveland Cavaliers)	Steve Kerr (Golden State Warriors)
April	Brad Stevens (Boston Celtics)	Doc Rivers (Los Angeles Clippers)

COMMUNITY ASSIST AWARDS

<i>Month</i>	<i>Player</i>
October	Russell Westbrook (Oklahoma City Thunder)
November	Klay Thompson (Golden State Warriors)
December	Ben McLemore (Sacramento Kings)
January	Anthony Davis (New Orleans Pelicans)
February	Joakim Noah (Chicago Bulls)
March	Tobias Harris (Orlando Magic)
April	Chris Paul (Los Angeles Clippers)



Erik Spoelstra has earned NBA Coach of the Month honors a HEAT franchise-record six times.

2014-15 NBA WEEKLY AWARD WINNERS

2014-15 NBA PLAYERS OF THE WEEK

Week Ending	Eastern Conference	Western Conference
Nov. 2, 2014	Chris Bosh (Miami HEAT)	Klay Thompson (Golden State Warriors)
Nov. 9, 2014	Deron Williams (Brooklyn Nets)	Stephen Curry (Golden State Warriors)
Nov. 16, 2014	LeBron James (Cleveland Cavaliers)	Damian Lillard (Portland Trail Blazers)
Nov. 23, 2014	Lou Williams (Toronto Raptors)	DeMarcus Cousins (Sacramento Kings)
Nov. 30, 2014	LeBron James (Cleveland Cavaliers)	Blake Griffin (Los Angeles Clippers)
Dec. 7, 2014	Kyle Lowry (Toronto Raptors)	LaMarcus Aldridge (Portland Trail Blazers)
Dec. 14, 2014	John Wall (Washington Wizards)	James Harden (Houston Rockets)
Dec. 21, 2014	Al Horford (Atlanta Hawks)	LaMarcus Aldridge (Portland Trail Blazers)
Dec. 28, 2014	Jimmy Butler (Chicago Bulls)	James Harden (Houston Rockets)
Jan. 4, 2015	Jeff Teague (Atlanta Hawks)	Kevin Durant (Oklahoma City Thunder)
Jan. 11, 2015	Kemba Walker (Charlotte Hornets)	Klay Thompson (Golden State Warriors)
Jan. 18, 2015	Al Horford (Atlanta Hawks)	Mo Williams (Minnesota Timberwolves)
Jan. 25, 2015	LeBron James (Cleveland Cavaliers)	Klay Thompson (Golden State Warriors)
Feb. 1, 2015	Kyrie Irving (Cleveland Cavaliers)	Zach Randolph (Memphis Grizzlies)
Feb. 8, 2015	Giannis Antetokounmpo (Milwaukee Bucks)	Russell Westbrook (Oklahoma City Thunder)
Mar. 1, 2015	Isaiah Thomas (Boston Celtics)	Damian Lillard (Portland Trail Blazers)
Mar. 8, 2015	Mo Williams (Charlotte Hornets)	Russell Westbrook (Oklahoma City Thunder)
Mar. 15, 2015	Kyrie Irving (Cleveland Cavaliers)	Anthony Davis (New Orleans Pelicans)
Mar. 22, 2015	Dwyane Wade (Miami HEAT)	Chris Paul (Los Angeles Clippers)
Mar. 29, 2015	Brook Lopez (Brooklyn Nets)	Stephen Curry (Golden State Warriors)
Apr. 5, 2015	Brook Lopez (Brooklyn Nets)	James Harden (Houston Rockets)
Apr. 12, 2015	Isaiah Thomas (Boston Celtics)	Tim Duncan (San Antonio Spurs)



Dwyane Wade was named the NBA's Eastern Conference Player of the Week for the week ending Mar. 22, 2015. It marked the 18th time in his career that Wade captured the weekly honor.

2014-15 NBA STATISTICAL LEADERS

2014-15 NBA REGULAR SEASON TEAM STATISTICAL LEADERS

OFFENSE

Scoring Offense: Golden State (110.0 ppg)
Scoring Margin: Golden State (+10.1 ppg)
Field Goals Made: Golden State (3,410)
Field Goals Attempted: Boston (7,211)
Field Goal Percentage: Golden State (.478)
Three-point Field Goals Made: Houston (933)
Three-point Field Goals Attempted: Houston (2,680)
Three-point Field Goal Percentage: Golden State (.398)
Free Throws Made: Sacramento (1,829)
Free Throws Attempted: Sacramento (2,400)
Free Throw Percentage: Portland (.801)
Offensive Rebounds: Oklahoma City (1,052)
Assists: Golden State (2,248)
Fewest Turnovers Committed: Charlotte (976)
Fast Break Points: Golden State (1,712)
Second Chance Points: Oklahoma City (1,248)
Points off Turnovers: Golden State (1,612)
Points in the Paint: Memphis (3,866)
Points off the Bench: Boston (3,398)

DEFENSE

Scoring Defense: Utah (94.9 ppg)
Fewest Field Goals Allowed: Milwaukee (2,917)
Best Field Goal Percentage Defense: Golden State (.428)
Fewest Three-point Field Goals Allowed: Portland (524)
Three-point Field Goal Percentage Defense: Houston (.322)
Fewest Free Throw Attempts Allowed: Cleveland (1,214)
Defensive Rebounds: Portland (2,881)
Most Steals: Milwaukee (789), Philadelphia (789)
Most Blocks: New Orleans (510)
Most Turnovers Forced: Milwaukee (1,425)
Fewest Fast Break Points Allowed: New York (685)
Fewest Second Chance Points Allowed: Atlanta (905)
Fewest Points off Turnovers Allowed: Charlotte (1,099)
Fewest Points in the Paint Allowed: New York (2,736)
Fewest Points off the Bench Allowed: Cleveland (1,987)

MISCELLANEOUS

Total Rebounds: Oklahoma City (3,896)
Rebound Margin: Oklahoma City (+4.8 rpg)
Fewest Offensive Rebounds Allowed: Charlotte (728)
Fewest Defensive Rebounds Allowed: Utah (2,406)
Fewest Total Rebounds Allowed: Utah (3,217)
Assist-to-Turnover Ratio: L.A. Clippers (2.01)
Steals-to-Turnover Ratio: Golden State (0.64)
Most Personal Fouls: Denver (1,882)
Fewest Personal Fouls: Atlanta (1,457)
Home Attendance: Chicago (896,525)
Road Attendance: Cleveland (775,537)
Total Attendance: Chicago (1,651,117)

Management

Players

14/15
Review

Records

Playoffs

History

All-Time
Roster

NBA/NBADL

Opponents

Media

2014-15 NBA STATISTICAL LEADERS

2014-15 NBA REGULAR SEASON INDIVIDUAL STATISTICAL LEADERS

Scoring Average: Russell Westbrook, Oklahoma City (28.1 ppg)
Most Total Points: James Harden, Houston (2,217)
Most Bench Points: Lou Williams, Toronto (1,242)
Most Fast Break Points: Russell Westbrook, Oklahoma City (550)
Most Points in the Paint: Andre Drummond, Detroit (974)
Most Second Chance Points: Andre Drummond, Detroit (407)
Most Points off Turnovers: James Harden, Houston (409)
Plus/Minus: Stephen Curry, Golden State (+920)
Field Goals Made: LaMarcus Aldridge, Portland (659)
Field Goals Attempted: Russell Westbrook, Oklahoma City (1,471)
Field Goal Percentage: DeAndre Jordan, L.A. Clippers (.710)
Three-point Field Goals Made: Stephen Curry, Golden State (286)
Three-point Field Goals Attempted: Stephen Curry, Golden State (646)
Three-point Field Goal Percentage: Kyle Korver, Atlanta (.492)
Free Throws Made: James Harden, Houston (715)
Free Throws Attempted: James Harden, Houston (824)
Free Throw Percentage: Stephen Curry, Golden State (.914)
Total Rebounds Per Game: DeAndre Jordan, L.A. Clippers (13.6 rpg)
Offensive Rebounds Per Game: Andre Drummond, Detroit (5.3 pg)
Defensive Rebounds Per Game: DeAndre Jordan, L.A. Clippers (10.1 pg)
Assists Per Game: Chris Paul, L.A. Clippers (10.2 apg)
Steals Per Game: Kawhi Leonard, San Antonio (2.31 spg)
Blocked Shots Per Game: Anthony Davis, New Orleans (2.94 bpg)
Minutes Per Game: Jimmy Butler, Chicago (38.7 mpg)
Personal Fouls Committed: Andre Drummond, Detroit (285)
Personal Fouls Drawn: James Harden, Houston (542)
Technical Fouls: Russell Westbrook, Oklahoma City (17)
Assist-to-Turnover Ratio: Chris Paul, L.A. Clippers (4.41)
Steals-to-Turnover Ratio: Kawhi Leonard, San Antonio (1.53)
Double-Doubles: Pau Gasol, Chicago (54)
Triple-Doubles: Russell Westbrook, Oklahoma City (11)

2015-16 NBA OFFICIATING STAFF

NUMBER	OFFICIAL	NUMBER	OFFICIAL	NUMBER	OFFICIAL
3	Nick Buchert	27	Ervin Mitchell	52	Scott Twardoski
4	Sean Wright	28	Kevin Scott	54	Ray Acosta*
5	Kane Fitzgerald	29	Mark Lindsay	55	Bill Kennedy
6	Tony Brown	30	John Goble	56	Mark Ayotte
7	Lauren Holtkamp	31	Scott Wall	58	Josh Tiven
8	Marc Davis	32	Marat Kogut	59	Gary Zielinski
9	Derrick Stafford	33	Sean Corbin	60	James Williams
10	Ron Garretson	34	Kevin Cutler	61	Courtney Kirkland
11	Derrick Collins	35	Steve Anderson	62	Joe DeRosa*
12	Violet Palmer	36	David Jones	63	Derek Richardson
13	Monty McCutchen	37	Eric Dalen	64	Justin Van Duyne
14	Ed Malloy	38	Michael Smith	65	Jason Goldenberg*
15	Zach Zarba	39	Tyler Ford	66	Haywoode Workman
16	David Guthrie	40	Leon Wood	67	Brett Nansel*
17	Joey Crawford	41	Ken Mauer	68	Aaron Smith*
18	Matt Bolland	42	Eric Lewis	70	Brent Barnaky
19	James Capers	43	Danny Crawford	71	Rodney Mott
20	Leroy Richardson	44	Eli Roe	72	J.T. Orr
21	Dedric Taylor	45	Brian Forte	73	Tre Maddox
22	Bill Spooner	46	Ben Taylor	74	Curtis Blair
23	Jason Phillips	47	Bennie Adams	75	CJ Washington*
24	Mike Callahan	48	Scott Foster	76	Vladimir Voyard-Tadal
25	Tony Brothers	49	Tom Washington	77	Karl Lane
26	Pat Fraher	50	Gediminas Petraitis		*Non-Staff Officials

2015 NBA DRAFT

FIRST ROUND

Pick	Team	Player	School/Team
1	Minnesota	Karl-Anthony Towns	Kentucky
2	L.A. Lakers	D'Angelo Russell	Ohio State
3	Philadelphia	Jahlil Okafor	Duke
4	New York	Kristaps Porzingis	Cajasol Seville (Spain)
5	Orlando	Mario Hezonja	FC Barcelona (Spain)
6	Sacramento	Willie Cauley-Stein	Kentucky
7	Denver	Emmanuel Mudiay	Guangdong Southern Tigers (China)
8	Detroit	Stanley Johnson	Arizona
9	Charlotte	Frank Kaminsky	Wisconsin
10	Miami	Justise Winslow	Duke
11	Indiana	Myles Turner	Texas
12	Utah	Trey Lyles	Kentucky
13	Phoenix	Devin Booker	Kentucky
14	Oklahoma City	Cameron Payne	Murray State
15	Atlanta (<i>Traded to WAS</i>)	Kelly Oubre, Jr.	Kansas
16	Boston	Terry Rozier	Louisville
17	Milwaukee	Rashad Vaughn	UNLV
18	Houston	Sam Dekker	Wisconsin
19	Washington (<i>Traded to NY</i>)	Jerian Green	Notre Dame
20	Toronto	Delon Wright	Utah
21	Dallas	Justin Anderson	Virginia
22	Chicago	Bobby Portis	Arkansas
23	Portland (<i>Traded to BKN</i>)	Rondae Hollis-Jefferson	Arizona
24	Cleveland (<i>Traded to MIN</i>)	Tyus Jones	Duke
25	Memphis	Jarell Martin	LSU
26	San Antonio	Nikola Milutinov	Partizan NIS (Serbia)
27	L.A. Lakers	Larry Nance, Jr.	Wyoming
28	Boston	R.J. Hunter	Georgia State
29	Brooklyn	Chris McCullough	Syracuse
30	Golden State	Kevon Looney	UCLA

SECOND ROUND

Pick	Team	Player	School/Team
31	Minnesota (<i>Traded to CLE</i>)	Cedi Osman	Anadolu Efes (Turkey)
32	Houston	Montrezl Harrell	Louisville
33	Boston	Jordan Mickey	LSU
34	L.A. Lakers	Anthony Brown	Stanford
35	Philadelphia (<i>Traded to NY</i>)	Willy Hernangomez	Baloncesta Sevilla (Spain)
36	Minnesota (<i>Traded to CLE</i>)	Rakeem Christmas	Syracuse
37	Philadelphia	Richaun Holmes	Bowling Green
38	Detroit	Darrun Hilliard	Villanova
39	Charlotte (<i>Traded to BKN</i>)	Juan Pablo Vaulet	Weber Bahia Estudiantes (Argentina)
40	Miami	Josh Richardson	Tennessee
41	Brooklyn (<i>Traded to POR</i>)	Pat Connaughton	Notre Dame
42	Utah	Oliver Hanlan	Boston College
43	Indiana	Joseph Young	Oregon
44	Phoenix (<i>Traded to MEM</i>)	Andrew Harrison	Kentucky
45	Boston	Marcus Thornton	William and Mary
46	Milwaukee (<i>Traded to TOR</i>)	Norman Powell	UCLA
47	Philadelphia	Arturas Gudaitis	Zalgiris (Lithuania)
48	Oklahoma City	Dakari Johnson	Kentucky
49	Washington	Aaron White	Iowa
50	Atlanta	Marcus Eriksson	FC Barcelona (Spain)
51	Orlando	Tyler Harvey	Eastern Washington
52	Dallas	Satnam Singh	IMG Academy
53	Cleveland	Sir'Dominic Pointer	St. John's
54	Utah (<i>Traded to POR</i>)	Daniel Diez	Gipuzkoa BC San Sebastian (Spain)
55	San Antonio	Cady Lalanne	Massachusetts
56	New Orleans (<i>Traded to LAC</i>)	Branden Dawson	Michigan State
57	Denver	Nikola Radicevic	Baloncesta Sevilla (Spain)
58	Philadelphia	J.P. Tokoto	North Carolina
59	Atlanta	Dimitrios Agravani	Olympiacos (Greece)
60	Philadelphia	Luka Mitrovic	Crvena Zvezda (Serbia)

2015-16 NATIONAL BASKETBALL ASSOCIATION KEY DATES

2015

SEPTEMBER 10-12

Naismith Memorial Basketball Hall of Fame Enshrinement (Springfield, MA)

SEPTEMBER 25

First allowable date for players participating in preseason NBA Global Games to report to their teams (no earlier than 11 a.m. local time)

SEPTEMBER 26

Training Camps open for all teams participating in preseason NBA Global Games

SEPTEMBER 28

First allowable date for all other players to report to their teams (no earlier than 11 a.m. local time)

SEPTEMBER 29

Training Camps open for all other teams

OCTOBER 4

NBA Canada Series 2015, L.A. Clippers vs. Toronto Raptors (Vancouver)

OCTOBER 6

NBA Global Games 2015, Olimpia Milano vs. Boston Celtics (Milan, Italy)

OCTOBER 8

NBA Global Games 2015, Real Madrid vs. Boston Celtics (Madrid, Spain)

OCTOBER 10

NBA Canada Series 2015, Chicago Bulls vs. Minnesota Timberwolves (Winnipeg)

OCTOBER 11

NBA Global Games 2015, Charlotte Hornets vs. L.A. Clippers (Shenzhen, China)

OCTOBER 14

NBA Global Games 2015, Charlotte Hornets vs. L.A. Clippers (Shanghai, China)
NBA Canada Series 2015, Minnesota Timberwolves vs. Toronto Raptors (Ottawa)

OCTOBER 17

NBA Global Games 2015, Flamengo vs. Orlando Magic (Rio de Janeiro, Brazil)

OCTOBER 23

NBA Canada Series 2015, Toronto Raptors vs. Washington Wizards (Montreal)

OCTOBER 23

NBA Preseason ends

OCTOBER 26

Rosters set for NBA Opening Day

OCTOBER 27

Start of the 2015-16 NBA Regular Season (NBA Tip-Off 2015)

DECEMBER 3

NBA Global Games 2015, Boston Celtics vs. Sacramento Kings (Mexico City)

2016

JANUARY 5

10-day contracts may now be signed

JANUARY 10

All contracts are guaranteed for the remainder of the season

JANUARY 14

NBA Global Games 2016, Orlando Magic vs. Toronto Raptors (London)

FEBRUARY 12-14

NBA All-Star 2016 (Toronto, Canada)

FEBRUARY 18

Trade deadline (3 p.m. ET)

MARCH 1

Playoff Eligibility Waiver Deadline

APRIL 13-16

Portsmouth Invitational Tournament (Portsmouth, VA)

APRIL 13

Regular Season ends

APRIL 15

Rosters set for 2016 NBA Playoffs (3 p.m. ET)

APRIL 16

2016 NBA Playoffs begin

APRIL 24

NBA Early Entry Eligibility Deadline (11:59 p.m. ET)

MAY 2

Conference Semifinals begin (possible move up to April 30 or May 1)

MAY 11-15

NBA Draft Combine 2016 (Chicago)

MAY 17

Conference Finals begin (possible move up to May 15 or 16)

MAY 17

2016 NBA Draft Lottery

JUNE 2

2016 NBA Finals begin

JUNE 13

NBA Draft Early Entry Entrant Withdrawal Deadline (5:00 p.m. ET)

JUNE 19

The Finals 2016 latest possible date

JUNE 23

2016 NBA Draft

NBA CARES

NBA Cares is the league's global social responsibility program that builds on the NBA's mission of addressing important social issues. This season, as part of the 10th anniversary of its creation, NBA Cares is renewing its commitment to communities around the world by inspiring play and teaching basketball's values to more than 15 million youth, providing an additional 3 million hours of hands-on service to others, and leaving a



lasting legacy in communities by building 1,000 more safe places to live, learn or play by 2025. NBA Cares works with internationally recognized youth-serving programs that support education, youth and family development, and health-related causes, including: Special Olympics, YMCA of the USA, Boys and Girls Clubs of America, UNICEF, the Make-A-Wish Foundation, Share Our Strength and GLSEN.



2015-16 NBA DEVELOPMENT LEAGUE DIRECTORY

NBA D-LEAGUE OFFICE

Olympic Tower, 645 5th Avenue
New York, NY 10022
Media Relations Contact: Joanna Shapiro
(jshapiro@nba.com/212-407-8884)



AUSTIN SPURS

13581 Pond Springs Road, Suite 108, Austin, TX 78729
Telephone: (512) 236-8333; FAX: (512) 236-8444
Arena: Cedar Park Center
Media Relations Contact: Perri Travillion
(ptravillion@attcenter.com)
NBA Affiliation: San Antonio

BAKERSFIELD JAM

1400 Norris Road; Bakersfield, CA 93308
Telephone: (661) 615-6550; FAX: (661) 615-6555
Arena: Dignity Health Event Center
Media Relations Contact: William Aquije
(william@bakersfieldjam.com)
NBA Affiliation: Phoenix

CANTON CHARGE

1101 Market Avenue North; Canton, OH 44702
Telephone: (866) 444-1944; FAX: (330) 489-1703
Arena: Canton Memorial Civic Center
Media Relations Contact: Sean Wyatt
(swyatt@cantoncharge.com)
NBA Affiliation: Cleveland

DELAWARE 87ERS

300 Martin Luther King Blvd, Ste. 200; Wilmington, DE 19801
Telephone: (302) 504-7587; FAX: (302) 351-5370
Arena: Bob Carpenter Center
Media Relations Contact: Andrew Dzurita
(andrewdzurita@sevens.com)
NBA Affiliation: Philadelphia

ERIE BAYHAWKS

110 East 8th Street; Erie, PA 16501
Telephone: (814) 790-5600; FAX: (814) 790-5608
Arena: Erie Insurance Arena
Media Relations Contact: Iris Rayburn
(iris.rayburn@nbaerie.com)
NBA Affiliation: Orlando

FORT WAYNE MAD ANTS

1910 St. Joe Center Rd, Suite 61; Fort Wayne, IN 46825
Telephone: (260) 469-4667; FAX: (260) 469-4674
Arena: Allen County War Memorial Coliseum
Media Relations Contact: Kara Stevenson
(kara@fortwaynehoops.com)
NBA Affiliation: Indiana

GRAND RAPIDS DRIVE

40 Monroe Center NW, Suite 11; Grand Rapids MI 49503
Telephone: (844) 473-7483
Arena: DeltaPlex Arena
Media Relations Contact: Sarah Parfet Jbara
(spj@nbagranderapids.com)
NBA Affiliation: Detroit

IDAHO STAMPEDE

233 South Capitol Blvd., Suite 100; Boise, ID 83702
Telephone: (208) 388-4667; FAX: (208) 388-3845
Arena: CenturyLink Arena
Media Relations Contact: Aubrie Warkentien
(aubrie@idahostampede.com)
NBA Affiliation: Utah

IOWA ENERGY

730 3rd Street; Des Moines, IA 50309
Telephone: (515) 564-8550; FAX: (515) 564-8551
Arena: Wells Fargo Arena
Media Relations Contact: Mike Leighton
(mleighton@iowanba.com)
NBA Affiliation: Memphis

LOS ANGELES D-FENDERS

555 North Nash Street; El Segundo, CA 90245
Telephone: (310) 426-6000; FAX: (310) 426-6031
Arena: Toyota Sports Center
Media Relations Contact: Will Patterson
(wpatterson@d-fenders.com)
NBA Affiliation: Los Angeles Lakers

MAINE RED CLAWS

413 Congress Street; Portland, ME 04101
Telephone: (207) 210-6655; FAX: (207) 210-6659
Arena: Portland Exposition Building
Media Relations Contact: Evans Boston
(eboston@maineredclaws.com)
NBA Affiliation: Boston

OKLAHOMA CITY BLUE

208 Thunder Drive, Oklahoma City, OK 73102
Telephone: (405) 208-4800; FAX: (405) 429-7900
Arena: Cox Convention Center
Media Relations Contact: Ben Coldagelli
(bcoldagelli@okcthunder.com)
NBA Affiliation: Oklahoma City

RAPTORS 905

5600 Rose Cherry Place; Mississauga, ON L4Z4B6
Telephone: (416) 815-5423 FAX: (416) 902-4311
Arena: Hershey Centre
Media Relations Contact: TBD
Website: www.raptors905.com
NBA Affiliation: Toronto

RENO BIGHORNS

50 West Liberty Street, Suite 201; Reno, NV 89501
Telephone: (775) 853-8200
Arena: Reno Event Center
Media Relations Contact: Kyle Jones
(kjones@renobighorns.com)
NBA Affiliation: Sacramento

RIO GRANDE VALLEY VIPERS

4500 North 10th Street, Suite 315; McAllen, TX 78504
Telephone: (956) 972-1144; FAX: (956) 972-1150
Arena: State Farm Arena
Media Relations Contact: Rebecca Sweat
(rsweat@rgvipers.com)
NBA Affiliation: Houston

SANTA CRUZ WARRIORS

903 Pacific Avenue, Suite 101; Santa Cruz, CA 95060
Telephone: (831) 731-4396; FAX: (831) 466-3201
Arena: Kaiser Permanente Arena
Media Relations Contact: Gina Antoniello
(gantonniello@santacruzbasketball.com)
NBA Affiliation: Golden State

SIoux FALLS SKYFORCE

2131 South Minnesota Ave; Sioux Falls, SD 57105
Telephone: (605) 332-0605; FAX: (605) 332-2305
Arena: Sanford Pentagon
Media Relations Contact: Darren Feeney
(darren@skyforceonline.com)
NBA Affiliation: Miami

TEXAS LEGENDS

2601 Avenue of the Stars, Suite 300; Frisco, TX 75034
Telephone: (214) 469-0822; FAX: (214) 469-0823
Arena: Dr. Pepper Arena
Media Relations Contact: Britney Wynn
(bwynn@texlegends.com)
NBA Affiliation: Dallas

WESTCHESTER KNICKS

198 Central Ave.; White Plains, NY 10606
Telephone: (914) 559-6888
Arena: Westchester County Center
Media Relations Contact: Katie Hatch (Katie.hatch@msg.com)
NBA Affiliation: New York

Management

Players

14/15
Review

Records

Playoffs

History

All-Time
Roster

NBA/NBADL

Opponents

Media

SIOUX FALLS SKYFORCE

Team Information:

Address: 2131 S. Minnesota Ave., Sioux Falls, SD 57105
Main Phone: (605) 332-0605
Main FAX: (605) 332-2305
Website: skyforceonline.com
Arena: Sanford Pentagon (3.250)



Team Directory:

Owner
President/Owner
General Manager, Basketball Operations
Head Coach
Director of HEAT Basketball Operations
Player Development Coach/Director of Minor League Operations
Assistant Coach
Director of Basketball Operations
Athletic Trainer
Director of Sports Media Relations

Greg Heineman
Mike Heineman
Adam Simon
Dan Craig
Dave Beyer
Octavio De La Grana
Corey Belser
Justin Van Kooten
Dustin Schramm
Darren Feeney
(darren@skyforceonline.com)

THE PARTNERSHIP

On June 10, 2013, the Miami HEAT announced they had entered into a single affiliation partnership with the NBA Development League's Sioux Falls Skyforce and on August 24, 2015 they extended that relationship through the 2016-17 season. Beginning with the 2013-14 season the HEAT became the only NBA team affiliated with the Skyforce and gained full control over their basketball operations. Miami, which had been paired with the Skyforce the previous four seasons, became the 13th NBA team to have a one-on-one partnership with an NBA D-League team, and the sixth to enter into a "hybrid" affiliation, meaning the HEAT pays for and controls the Skyforce's basketball operations, while existing local ownership maintains primary responsibility for the team's off-the-court business operations and community initiatives. This year the NBA and the NBA Development League have an all-time high 18 single-affiliation partnerships.

The HEAT join the Boston Celtics (Maine Red Claws), Detroit Pistons (Grand Rapids Drive), Houston Rockets (Rio Grande Valley Vipers), Memphis Grizzlies (Iowa Energy), Orlando Magic (Erie BayHawks), Phoenix Suns (Bakersfield Jam) and Sacramento Kings (Reno Bighorns) as NBA teams with “hybrid” NBA D-League affiliations.

Nine other NBA teams, including the Cleveland Cavaliers (Canton Charge), Golden State Warriors (Santa Cruz Warriors), Los Angeles Lakers (L.A. D-Fenders), New York Knicks (Westchester Knicks), Oklahoma City Thunder (Oklahoma City Blue), Philadelphia 76ers (Delaware 87ers), San Antonio Spurs (Austin Toros), Toronto Raptors (Raptors 905) and Utah Jazz (Idaho Stampede) fully own and operate their D-League teams while the Dallas Mavericks and Texas Legends are one-to-one affiliates.

The Sioux Falls Skyforce joined the NBA D-League in 2006 after serving stints with both the International Basketball League (2000-01) and the Continental Basketball Association (1989-00 & 2001-06). The Skyforce captured two CBA Championships (1996 & 2005) and three CBA division titles before joining the NBA D-League where it has made five postseason appearances. Since the teams entered into a hybrid affiliation beginning with the 2013-14 season, the Skyforce has made the playoffs both seasons, compiled a .600 winning percentage and have captured a share of two Central Division titles, winning the division outright during the 2014-15 season.

2014-15 RECAP

The 2014-15 campaign marked the 26th overall season for the Sioux Falls Skyforce franchise. In its ninth year in the NBA Development League and second season in a single affiliation partnership with the Miami HEAT, the Skyforce reached the postseason for the second consecutive season. After finishing in a tie for the Central Division title in 2013-14, first-year head coach Phil Weber led the Skyforce to a 29-21 record last season and their first outright Central Division title before losing in the first round of the 2015 NBA D-League Playoffs to the Canton Charge.

Four Skyforce players earned GATORADE Call-Ups to the NBA, including Tyler Johnson, Henry Walker, Larry Drew II and Andre Dawkins. The Miami HEAT assigned five players to the Skyforce, including Hassan Whiteside, Shabazz Napier, Zoran Dragic, Dawkins and Johnson. Khem Birch and Fuquan Edwin were named to the 2015 All-NBA Development League Defensive First Team. Birch, a 2015 D-League All-Star Team selection, was also named to the All-Rookie First Team. Shawn Jones was an All-Rookie Second Team selection and Dawkins earned All-Rookie Third Team honors. Scotty Hopson earned Player of the Month honors in March, averaging 22.5 points, 4.4 rebounds, 3.8 assists and 1.00 steals while shooting 58.4 percent from the field and leading the Skyforce to a 9-2 record.



SKYFORCE STAFF

DAN CRAIG HEAD COACH

Dan Craig begins his 13th year with the HEAT organization and his first as Head Coach of the Sioux Falls Skyforce, Miami's NBA Development League team. During his tenure with the HEAT he has steadily risen through the ranks of the organization, starting as a video intern in 2003-04, before being elevated to his current position as the 18th head coach in Skyforce history.

Craig, who has served as Head Coach of Miami's Summer League teams the past three summers (2013-15), was named Assistant Video Coordinator in 2004-05 and two years later was promoted to Video Coordinator, a role he served for five seasons before being elevated to Video Coordinator/Player Development Coach prior to the 2011-12 season. The following season, Craig was named Assistant Coach/Video Coordinator and then in 2013-14, he was promoted to Assistant Coach/Player Development. Last season, he served as Assistant Coach/Director of Player Development for the HEAT, where he was responsible for game planning and focusing on the development of Miami's perimeter players.

Prior to joining the HEAT, Craig had a brief stint as a graduate assistant at Bloomsburg University. Throughout the summer months of 2000-04, Craig served as a basketball camp counselor for the Five-Star Basketball Camp, the Boston Celtics Basketball Camp, the Providence College Team Camp, the Merrimack College Basketball Camp, Plymouth State College Basketball Camp, the Raising Expectations Basketball Camp and also directed the Chelmsford Basketball Camp.

Craig is a graduate of Plymouth State University, where he graduated with a degree in marketing. He also played basketball for Plymouth State from 1999-2003 and was named co-captain during his junior and senior seasons. Craig and his wife, Jackie, have one son, Brodie.



OCTAVIO De LA GRANA PLAYER DEVELOPMENT COACH / DIRECTOR OF MINOR LEAGUE OPERATIONS

Octavio De La Grana begins his 10th year as a member of the HEAT organization and his second in the role of Player Development Coach/Director of Minor League Operations. His responsibilities will once again include the mentoring and development of HEAT players while also working as part of the HEAT's Development League affiliate, the Sioux Falls Skyforce. De La Grana, who has spent the past two seasons as a part of the Skyforce coaching staff, will do so again this season as an assistant coach under Skyforce Head Coach Dan Craig. During his 10 seasons with Miami, De La Grana has also served as an advance scout and was the team's liaison to the Skyforce when Miami assigned players to their D-League affiliate before the franchises entered into their current hybrid relationship.

Prior to joining the HEAT, De La Grana had a combined 18 years of head coaching experience at the high school level, including two stints at Florida Christian High School, where he led his team to the Class 2A State Championship in 1996, a season in which he garnered Coach of the Year honors. He also spent eight years as head basketball coach at Westminster Christian High School.

De La Grana, a proud Cuban-American, is a graduate of Liberty University where he earned a degree in general studies. He attended Florida Christian High School and played basketball, where in 1979 he was chosen All-Dade County and later was inducted into the school's Athletic Hall of Fame. He and his wife, Angie, reside in Palmetto Bay with their six children, Derrick, Daniel, Chelsea, Jenny, Annie and Leah.



Corey Belser
Assistant Coach



Justin Van Kooten
Director of Basketball Operations



Dustin Schramm
Athletic Trainer



Darren Feeney
Director of Sports Media Relations

Management

Players

14/15
Review

Records

Playoffs

History

All-Time
Roster

NBA/NBADL

Opponents

Media

NBA DEVELOPMENT LEAGUE

2014-15 FINAL REGULAR SEASON STANDINGS

ATLANTIC DIVISION	W-L	PCT	GB	HOME W-L	AWAY W-L
Maine Red Claws	35-15	.700	----	20-6	15-9
Canton Charge	31-19	.620	4.0	14-10	17-9
Erie BayHawks	24-26	.480	11.0	15-10	9-16
Delaware 87ers	20-30	.400	15.0	11-14	9-16
Westchester Knicks	10-40	.200	25.0	9-16	1-24
CENTRAL DIVISION	W-L	PCT	GB	HOME W-L	AWAY W-L
Sioux Falls Skyforce	29-21	.580	----	14-10	15-11
Fort Wayne Mad Ants	28-22	.560	1.0	14-11	14-11
Iowa Energy	26-24	.520	3.0	13-12	13-12
Grand Rapids Drive	23-27	.460	6.0	15-9	8-18
SOUTHWESTERN DIVISION	W-L	PCT	GB	HOME W-L	AWAY W-L
Austin Spurs	32-18	.640	----	18-8	14-10
Oklahoma City Blue	28-22	.560	4.0	16-9	12-13
Rio Grande Valley Vipers	27-23	.540	5.0	14-11	13-12
Texas Legends	22-28	.440	10.0	8-17	14-11
WEST DIVISION	W-L	PCT	GB	HOME W-L	AWAY W-L
Santa Cruz Warriors	35-15	.700	----	19-7	16-8
Bakersfield Jam	34-16	.680	1.0	17-8	17-8
Reno Bighorns	20-30	.400	15.0	14-11	6-19
Los Angeles D-Fenders	17-33	.340	18.0	12-13	5-20
Idaho Stampede	9-41	.180	26.0	6-19	3-22

2014-15 POSTSEASON RESULTS

SEMIFINALS

Fort Wayne 2, Maine 0
Canton 2, Sioux Falls 1
 Santa Cruz 2, Oklahoma City 0
 Austin 2, Bakersfield 1

CONFERENCE FINALS

Fort Wayne 2, Canton 0
 Santa Cruz 2, Austin 1

FINALS

Santa Cruz 2, Fort Wayne 0

2014-15 AWARD WINNERS

Most Valuable Player: Tim Frazier, Maine

Dennis Johnson Coach of the Year Award: Scott Morrison, Maine

Defensive Player of the Year: Aaron Craft, Santa Cruz

Rookie of the Year: Tim Frazier, Maine

Jason Collier Sportsmanship Award: Renaldo Major, Bakersfield

Impact Player of the Year: Jerel McNeal, Bakersfield

Most Improved Player Award: Joe Jackson, Bakersfield

2014-15 ALL-NBA DEVELOPMENT LEAGUE TEAMS

First Team

Jerelle Benimon, Idaho
 Seth Curry, Erie
 Earl Barron, Bakersfield
 Tim Frazier, Maine
 Willie Reed, Grand Rapids

Second Team

Chris Babb, Maine
 Bryce Cotton, Austin
 James McAdoo, Santa Clara
 Arinze Onuaku, Canton
 Elliot Williams, Santa Cruz

Third Team

Jabari Brown, Los Angeles
 Eric Griffin, Texas
 Jerel McNeal, Bakersfield
 Adonis Thomas, Grand Rapids
 Damien Wilkins, Iowa

2014-15 ALL-NBA DEVELOPMENT LEAGUE ALL-ROOKIE TEAMS

First Team

Jerelle Benimon, Idaho
Khem Birch, Sioux Falls
 Bryce Cotton, Austin
 Tim Frazier, Maine
 James McAdoo, Santa Cruz

Second Team

Jabari Brown, Los Angeles
 CJ Fair, Fort Wayne
Shawn Jones, Sioux Falls
 David Stockton, Reno
 Talib Zanna, Oklahoma City

Third Team

Sim Bhullar, Reno
 Semaj Christon, Oklahoma City
Andre Dawkins, Sioux Falls
 Roscoe Smith, Los Angeles
 David Wear, Reno

2014-15 ALL-NBA DEVELOPMENT LEAGUE ALL-DEFENSE TEAMS

First Team

Khem Birch, Sioux Falls
 Clint Capela, Rio Grande Valley
 Aaron Craft, Santa Cruz
Fuquan Edwin, Sioux Falls
 Willie Reed, Grand Rapids

Second Team

Thanasis Antetokounmpo, Westchester
 Sim Bhullar, Reno
 Tim Frazier, Maine
 Eric Griffin, Texas
 Joe Jackson, Bakersfield

Third Team

Chris Babb, Maine
 Ognjen Kuzmic, Santa Cruz
 Dominique Sutton, Santa Cruz
 Jonathan Simmons, Austin
 Hasheem Thabeet, Grand Rapids



OPPONENTS





ATLANTA HAWKS

Centennial Tower, 101 Marietta Street, Suite 1900, Atlanta, GA 30303 • (404) 878-3800

2015-16 VS. HEAT

11/3/15 @ MIA - 7:30
12/14/15 @ ATL - 8:00

1/31/16 @ MIA - 6:00
2/19/16 @ ATL - 8:00

DIRECTORY

Principal Owner & Chair of Board of Directors, NBA Governor Tony Ressler
Vice Chair of Board of Directors Grant Hill
Alternate NBA Governor Steven Price
CEO, Atlanta Hawks Basketball Club/Philips Arena Steve Koonin
President of Basketball Operations/Head Coach Mike Budenholzer
General Manager Wes Wilcox
Assistant Coaches Kenny Atkinson, Darvin Ham, Taylor Jenkins, Charles Lee, Neven Spahija, Ben Sullivan
Head Athletic Trainer Art Horne
VP, Public Relations Jon Steinberg
Director of Media Relations Jason Roose
Senior Manager of Media Relations Philips Arena (18.047)
Home Court WZGC-The Game (92.9 FM), Steve Holman
Radio FOX Sports Southeast, Bob Rathbun, Dominique Wilkins, Andre Aldridge
Cable TV FOX Sports Southeast, Bob Rathbun, Dominique Wilkins, Andre Aldridge

BACKGROUND

Founded 1949-50 Tri-Cities Blackhawks, 1951-52 Milwaukee Hawks, 1955-56 St. Louis Hawks, 1968-69 Atlanta Hawks
Division Southeast
2014-15 Record 60-22 (.732) (1st in the Southeast Division)
All-Time NBA Record 2,602-2,622 (.498)
2014-15 Playoff Record 8-8 (Defeated Brooklyn, 4-2, First Round)
(Defeated Washington, 4-2, Eastern Conference Semifinals)
(Lost to Cleveland, 4-0, Eastern Conference Finals)
All-Time Playoff Record 149-197 (.431)
NBA Titles One (1957-58)
Conference Titles Four (last: 1960-61)
Division Titles 11 (last: 2014-15)

BY THE NUMBERS

HEAT's largest win: 34, 107-73 @ ATL, 1/1/03
HEAT's most points: 125, 125-92 @ MIA, 2/20/04
HEAT's fewest points: 73 (twice), 87-73 (L) @ MIA, 12/12/08

Hawks' largest win: 33, 111-78 @ ATL, 3/11/89
Hawks' most points: 130, 130-109 @ ATL, 4/21/90
Hawks' fewest points: 73, 107-73 (L) @ ATL, 1/1/03

STREAKS

HEAT's Last Win
Overall: 121-119 (OT) @ MIA, 12/23/13
Home: 121-119 (OT), 12/23/13
Away: 103-90, 2/20/13
HEAT's Last Loss
Overall: 99-86 @ ATL, 3/27/15
Home: 93-91, 2/28/15
Away: 99-86, 3/27/15
Longest Winning Streaks
Overall: 10 (12/16/03-3/4/06)
Home: 11 (3/29/02-3/26/07)
Away: 7 (2/10/10-2/20/13)
Longest Losing Streaks
Overall: 10 (3/11/89-11/9/91)
Home: 4 (1/24/89-3/8/91)
Away: 12 (3/11/89-1/16/95)

ALL-TIME SCORERS

Glenn Rice (MIA) - 45 @ MIA, 2/3/93
Joe Johnson (ATL) - 39 @ ATL, 3/8/08

HEAT VS. HAWKS (57-46, HOME: 37-15, AWAY: 20-31)

VS.	02/19/89	124-115	(WIN)
@	03/11/89	111-78	(LOSS)
1988-89 Overall: 1-1 Home: 1-0 Away: 0-1			
VS.	11/24/89	103-87	(LOSS)
VS.	12/21/89	117-115	(LOSS)
@	02/26/90	123-114	(LOSS)
@	04/21/90	130-109	(LOSS)
1989-90 Overall: 0-4 Home: 0-2 Away: 0-2			
VS.	12/12/90	118-93	(LOSS)
@	01/22/91	118-107	(LOSS)
VS.	03/08/91	102-96	(LOSS)
@	03/23/91	108-93	(LOSS)
1990-91 Overall: 0-4 Home: 0-2 Away: 0-2			
@	11/09/91	97-93	(LOSS)
VS.	12/14/91	121-101	(WIN)
VS.	02/13/92	121-119	(WIN)
@	03/14/92	115-102	(LOSS)
1991-92 Overall: 2-2 Home: 2-0 Away: 0-2			
@	11/28/92	112-100	(LOSS)
VS.	12/18/92	108-100	(LOSS)
VS.	02/03/93	116-96	(WIN)
@	03/27/93	118-106	(LOSS)
1992-93 Overall: 1-3 Home: 1-1 Away: 0-2			
VS.	11/19/93	95-92	(LOSS)
@	02/10/94	114-98	(LOSS)
@	03/26/94	100-90	(LOSS)
VS.	04/21/94	94-89	(WIN)
1993-94 Overall: 1-3 Home: 1-1 Away: 0-2			
VS.	12/17/94	96-85	(WIN)
@	01/16/95	99-95	(LOSS)
VS.	01/30/95	95-92	(LOSS)
@	03/22/95	98-84	(WIN)
1994-95 Overall: 2-2 Home: 1-1 Away: 1-1			
@	11/17/95	91-88	(WIN)
@	01/20/96	98-78	(LOSS)
VS.	02/07/96	101-89	(WIN)
VS.	04/21/96	104-92	(WIN)
1995-96 Overall: 2-2 Home: 1-1 Away: 1-1			
VS.	11/01/96	94-81	(WIN)
@	11/15/96	85-77	(LOSS)
VS.	01/21/97	94-91	(WIN)
1996-97 Overall: 2-1 Home: 2-0 Away: 0-1			

@	12/09/97	97-81	(WIN)
VS.	12/20/97	99-92	(WIN)
VS.	02/02/98	90-83	(WIN)
@	04/19/98	101-89	(LOSS)
1997-98 Overall: 3-1 Home: 2-0 Away: 1-1			
VS.	03/10/99	88-78	(WIN)
@	03/17/99	86-85	(WIN)
VS.	05/04/99	93-79	(WIN)
1998-99 Overall: 3-0 Home: 2-0 Away: 1-0			
@	11/23/99	113-106	(LOSS)
VS.	11/24/99	93-91	(WIN)
VS.	01/21/00	101-79	(WIN)
@	03/21/00	82-77	(LOSS)
1999-00 Overall: 2-2 Home: 2-0 Away: 0-2			
@	12/05/00	100-92	(WIN)
VS.	12/08/00	80-76	(WIN)
@	02/02/01	91-80	(WIN)
2000-01 Overall: 3-0 Home: 1-0 Away: 2-0			
@	11/03/01	90-83	(LOSS)
@	12/27/01	100-96	(LOSS)
VS.	02/05/02	76-73	(LOSS)
VS.	03/29/02	92-80	(WIN)
2001-02 Overall: 1-3 Home: 1-1 Away: 0-2			
@	**11/29/02	100-94	(LOSS)
VS.	12/30/02	93-84	(WIN)
@	01/01/03	107-73	(WIN)
VS.	02/03/03	99-79	(WIN)
2002-03 Overall: 3-1 Home: 2-0 Away: 1-1			
@	11/28/03	95-83	(LOSS)
VS.	12/16/03	97-79	(WIN)
VS.	02/20/04	125-92	(WIN)
@	03/31/04	100-97	(WIN)
2003-04 Overall: 3-1 Home: 2-0 Away: 1-1			
@	11/24/04	99-93	(WIN)
VS.	12/27/04	116-102	(WIN)
@	01/19/05	111-92	(WIN)
@	01/28/05	106-96	(WIN)
2004-05 Overall: 4-0 Home: 2-0 Away: 2-0			
@	11/30/05	96-74	(WIN)
VS.	12/20/05	111-92	(WIN)
VS.	03/04/06	95-93	(WIN)
@	04/18/06	103-100	(LOSS)
2005-06 Overall: 3-1 Home: 2-0 Away: 1-1			

@	**11/18/06	93-88	(WIN)
VS.	03/05/07	88-81	(WIN)
@	03/21/07	91-83	(WIN)
VS.	03/26/07	106-89	(WIN)
2006-07 Overall: 4-0 Home: 2-0 Away: 2-0			
VS.	11/21/07	82-79	(LOSS)
@	**12/19/07	114-111	(LOSS)
@	03/08/08	97-94	(LOSS)
VS.	04/16/08	113-99	(WIN)
2007-08 Overall: 1-3 Home: 1-1 Away: 0-2			
VS.	12/12/08	87-73	(LOSS)
VS.	01/26/09	95-79	(WIN)
@	02/27/09	91-83	(LOSS)
@	04/14/09	81-79	(LOSS)
2008-09 Overall: 1-3 Home: 1-1 Away: 0-2			
@	11/18/09	105-90	(LOSS)
VS.	01/04/10	92-75	(WIN)
@	02/10/10	94-76	(WIN)
VS.	03/06/10	100-100	(WIN)
2009-10 Overall: 3-1 Home: 2-0 Away: 1-1			
VS.	12/04/10	89-77	(WIN)
VS.	**01/18/11	93-89	(LOSS)
@	03/18/11	106-85	(WIN)
@	04/11/11	98-90	(WIN)
2010-11 Overall: 3-1 Home: 1-1 Away: 2-0			
VS.	01/02/12	100-92	(LOSS)
@	***01/05/12	116-109	(WIN)
@	02/12/12	107-87	(WIN)
VS.	03/07/12	89-86	(WIN)
2011-12 Overall: 3-1 Home: 1-1 Away: 2-0			
@	11/09/12	95-89	(WIN)
VS.	12/10/12	101-92	(WIN)
@	02/20/13	103-90	(WIN)
VS.	03/12/13	93-81	(WIN)
2012-13 Overall: 4-0 Home: 2-0 Away: 2-0			
VS.	11/19/13	104-88	(WIN)
VS.	**12/23/13	121-119	(WIN)
@	01/20/14	121-114	(LOSS)
@	04/12/14	98-85	(LOSS)
2013-14 Overall: 2-2 Home: 2-0 Away: 0-2			
@	11/14/14	114-103	(LOSS)
VS.	12/03/14	112-102	(LOSS)
VS.	02/28/15	93-91	(LOSS)
@	03/27/15	99-86	(LOSS)
2014-15 Overall: 0-4 Home: 0-2 Away: 0-2			

*Overtime ***Triple Overtime

BOSTON CELTICS

226 Causeway Street, 4th Floor, Boston, MA 02114 • (617) 854-8000



2015-16 VS. HEAT

11/30/15 @ MIA - 7:30
2/27/16 @ BOS - 3:00

4/13/16 @ BOS - 8:00

DIRECTORY

Managing Partner, Governor & CEOWyc Grousbeck
President.....Rich Gotham
President of Basketball Operations.....Danny Ainge
Head Coach.....Brad Stevens
Assistant Coaches.....Jay Larranaga, Walter McCarty, Micah Shrewsberry,
Jamie Young, Jerome Allen
Athletic Trainer.....Ed Lacerte
Strength & Conditioning Coach.....Bryan Doo
Team Travel/Equipment Manager.....John Connor
Sr. VP, Communications.....Christian Megjola
VP, Media Services/Alumni Relations.....Jeff Twiss
Sr. Director of Public Relations.....Heather Walker
Media Services Manager.....Brian Olive
Communications Coordinator.....Taylor Kielpinski-Rogers
Home Court.....TD Garden (18,624)
Radio.....CBS Radio Boston, Sean Grande, Cedric Maxwell
Cable TV.....Comcast SportsNet, Mike Gorman, Tom Heinsohn, Brian Scalabrine, Abby Chin

BACKGROUND

Founded.....1946-47
Division.....Atlantic
2014-15 Record.....40-42 (.488) (2nd in the Atlantic Division)
All-Time NBA Record.....3,173-2,223 (.588)
2014-15 Playoff Record.....0-4 (Lost to Cleveland, 4-0, First Round)
All-Time Playoff Record.....344-257 (.572)
NBA Titles.....17 (last: 2007-08)
Conference Titles.....21 (last: 2009-10)
Division Titles.....30 (last: 2011-12)

HEAT VS. CELTICS (44-62, HOME: 26-29, AWAY: 18-33)

VS.....11/15/88.....84-65.....(LOSS)	
@.....01/29/89.....121-103.....(LOSS)	
1988-89 Overall: 0-2	Home: 0-1
VS.....01/13/90.....105-96.....(LOSS)	
@.....01/24/90.....116-95.....(LOSS)	
VS.....03/02/90.....122-110.....(LOSS)	
VS.....04/07/90.....115-105.....(LOSS)	
@.....04/12/90.....139-118.....(LOSS)	
1989-90 Overall: 0-5	Home: 0-3
@.....11/26/90.....118-101.....(LOSS)	
VS.....12/15/90.....114-100.....(LOSS)	
VS.....03/06/91.....126-117.....(LOSS)	
VS.....03/28/91.....90-88.....(WIN)	
@.....04/12/91.....119-109.....(LOSS)	
1990-91 Overall: 1-4	Home: 1-1
VS.....11/05/91.....93-89.....(LOSS)	
@.....12/04/91.....124-97.....(LOSS)	
VS.....12/21/91.....112-101.....(WIN)	
VS.....03/10/92.....108-101.....(WIN)	
@.....04/19/92.....109-93.....(LOSS)	
1991-92 Overall: 2-3	Home: 2-1
VS.....11/10/92.....110-106.....(WIN)	
@.....12/04/92.....114-104.....(LOSS)	
VS.....03/24/93.....115-109.....(LOSS)	
VS.....04/17/93.....103-100.....(LOSS)	
1992-93 Overall: 1-3	Home: 1-1
@.....11/26/93.....101-93.....(WIN)	
VS.....12/11/93.....111-80.....(WIN)	
@.....01/26/94.....103-98.....(LOSS)	
VS.....03/07/94.....112-104.....(LOSS)	
@.....03/13/94.....106-87.....(WIN)	
1993-94 Overall: 3-2	Home: 1-1
VS.....11/18/94.....115-111.....(LOSS)	
@.....01/04/95.....117-113.....(LOSS)	
VS.....01/18/95.....121-93.....(WIN)	
VS.....03/28/95.....126-115.....(LOSS)	
@.....03/31/95.....100-99.....(LOSS)	
1994-95 Overall: 1-4	Home: 1-2
@.....11/24/95.....121-120.....(LOSS)	
VS.....12/06/95.....105-101.....(LOSS)	
VS.....02/03/96.....100-99.....(LOSS)	
@.....03/24/96.....111-99.....(WIN)	
1995-96 Overall: 1-3	Home: 0-2
VS.....11/30/96.....78-77.....(WIN)	
@.....01/16/97.....102-94.....(WIN)	
VS.....01/29/97.....103-83.....(WIN)	
@.....02/05/97.....118-117.....(WIN)	
1996-97 Overall: 4-0	Home: 2-0

@.....11/05/97.....90-74.....(WIN)	
VS.....12/05/97.....117-97.....(WIN)	
@.....03/25/98.....105-91.....(WIN)	
VS.....03/31/98.....121-95.....(WIN)	
1997-98 Overall: 4-0	Home: 2-0
VS.....02/09/99.....108-101.....(LOSS)	
@.....04/16/99.....82-81.....(LOSS)	
VS.....04/29/99.....107-96.....(LOSS)	
1998-99 Overall: 0-3	Home: 0-2
VS.....11/20/99.....110-92.....(WIN)	
@.....12/03/99.....96-84.....(LOSS)	
VS.....01/25/00.....115-89.....(WIN)	
@.....02/02/00.....105-103.....(WIN)	
1999-00 Overall: 3-1	Home: 2-0
VS.....01/06/01.....112-86.....(WIN)	
@.....01/10/01.....88-76.....(LOSS)	
VS.....04/03/01.....82-77.....(LOSS)	
@.....04/11/01.....102-97.....(WIN)	
2000-01 Overall: 2-2	Home: 1-1
VS.....11/27/01.....84-83.....(LOSS)	
@.....01/04/02.....89-66.....(WIN)	
VS.....03/25/02.....87-82.....(LOSS)	
@.....04/10/02.....70-65.....(LOSS)	
2001-02 Overall: 1-3	Home: 0-2
@.....12/18/02.....91-81.....(WIN)	
VS.....12/27/02.....90-70.....(WIN)	
@.....04/02/03.....90-62.....(LOSS)	
VS.....04/13/03.....94-86.....(LOSS)	
2002-03 Overall: 2-2	Home: 1-1
@.....10/29/03.....98-75.....(LOSS)	
VS.....01/20/04.....86-84.....(LOSS)	
VS.....04/07/04.....104-101.....(WIN)	
@.....04/12/04.....84-77.....(WIN)	
2003-04 Overall: 2-2	Home: 1-1
VS.....11/28/04.....106-104.....(WIN)	
VS.....12/21/04.....108-100.....(WIN)	
@.....04/15/05.....101-99.....(LOSS)	
2004-05 Overall: 2-1	Home: 2-0
VS.....02/06/06.....114-98.....(WIN)	
@.....03/01/06.....103-96.....(WIN)	
VS.....03/16/06.....107-104.....(WIN)	
@.....04/19/06.....85-78.....(LOSS)	
2005-06 Overall: 3-1	Home: 2-0

BY THE NUMBERS

HEAT's largest win:31, 111-80 @ MIA, 12/11/93
HEAT's most points:121 (twice), 121-95 @ BOS, 3/31/98
HEAT's fewest points:62 (twice), 88-62 (L) @ BOS, 3/30/08

Celtics' largest win:30, 117-87 @ MIA, 1/29/08
Celtics' most points:139, 139-118 @ BOS, 4/12/90
Celtics' fewest points:66, 89-66 (L) @ BOS, 1/4/02

STREAKS

HEAT's Last Win
Overall:93-86 @ BOS, 3/25/15
Away:100-84, 12/21/14
Away:93-86, 3/25/15
HEAT's Last Loss
Overall:100-90 @ MIA, 3/9/15
Away:100-90, 3/9/15
Away:101-96, 3/19/14
Longest Winning Streaks
Overall:9 (3/24/96-3/31/98)
Home:5 (4/7/04-3/16/06)
Away:5 (3/24/96-3/25/98)
Longest Losing Streaks
Overall:10 (11/15/88-3/6/91)
Home:5 (11/15/88-12/15/90)
Away:10 (1/29/89-3/24/93)

ALL-TIME SCORERS

Alonzo Mourning (MIA) - 45 @ MIA, 2/3/96
Jeff Green (BOS) - 43 @ BOS, 3/18/13

@.....02/07/07.....91-79.....(WIN)	
@.....04/06/07.....88-85.....(WIN)	
VS.....04/16/07.....91-89.....(LOSS)	
2006-07 Overall: 2-1	Home: 0-1
@.....11/16/07.....92-91.....(LOSS)	
VS.....11/30/07.....95-85.....(LOSS)	
VS.....01/29/08.....117-87.....(LOSS)	
@.....03/30/08.....88-62.....(LOSS)	
2007-08 Overall: 0-4	Home: 0-2
VS.....01/21/09.....98-83.....(LOSS)	
VS.....03/11/09.....107-99.....(WIN)	
@.....03/18/09.....112-108.....(LOSS)	
@.....04/10/09.....105-98.....(LOSS)	
2008-09 Overall: 1-3	Home: 1-1
VS.....11/29/09.....92-85.....(LOSS)	
VS.....01/06/10.....112-106.....(LOSS)	
@.....02/03/10.....107-102.....(LOSS)	
2009-10 Overall: 0-3	Home: 0-2
@.....10/26/10.....88-80.....(LOSS)	
VS.....11/11/10.....112-107.....(LOSS)	
@.....02/13/11.....85-82.....(LOSS)	
VS.....04/10/11.....100-77.....(WIN)	
2010-11 Overall: 1-3	Home: 1-1
VS.....12/27/11.....115-107.....(WIN)	
@.....04/01/12.....91-72.....(LOSS)	
VS.....04/10/12.....115-107.....(LOSS)	
@.....04/24/12.....78-66.....(LOSS)	
2011-12 Overall: 1-3	Home: 1-1
VS.....10/30/12.....120-107.....(WIN)	
@.....01/27/13.....100-98.....(LOSS)	
@.....03/18/13.....105-103.....(WIN)	
VS.....04/12/13.....109-101.....(WIN)	
2012-13 Overall: 3-1	Home: 2-0
VS.....11/09/13.....111-110.....(LOSS)	
VS.....01/21/14.....93-86.....(WIN)	
@.....03/19/14.....101-96.....(LOSS)	
2013-14 Overall: 1-2	Home: 1-1
VS.....12/21/14.....100-84.....(WIN)	
@.....02/01/15.....83-75.....(WIN)	
VS.....03/09/15.....100-90.....(LOSS)	
@.....03/25/15.....93-86.....(WIN)	
2014-15 Overall: 3-1	Home: 1-1

*Overtime **Double Overtime



BROOKLYN NETS

15 MetroTech Center, 11th Floor, Brooklyn, NY 11201 • (718) 933-3000

2015-16 VS. HEAT

12/16/15 @ BKN - 7:30
12/28/15 @ MIA - 7:30

1/26/16 @ BKN - 7:30
3/28/16 @ MIA - 7:30

DIRECTORY

Principal OwnerMikhail Prokhorov
General Manager..... Billy King
Head Coach.....Lionel Hollins
Assistant Coaches..... Paul Westphal, Tony Brown, Joe Wolf, Jay Humphries, Jim Sann
Assistant Coach for Player Development..... Steve Jones
Athletic Trainer..... Tim Walsh
V.P., Public Relations..... Gary Sussman
Senior Director, Public Relations..... Aaron Harris
Manager, Public Relations..... Eli Pearlstein
Home Court..... Barclays Center (17,732)
Radio..... WFAN (660 AM/101.9 FM), Chris Carrino, Tim Capstraw
Spanish Radio..... WADO (1280 AM), Ino Gomez, Max Perez Jimenez
Cable TV..... YES Network, Ian Eagle, Mike Fratello, Ryan Ruocco, Jim Spanarkel, Donny Marshall, Sarah Kustok

BACKGROUND

Founded..... 1967-68 New Jersey Americans, 1968-69 New York Nets,
Entered NBA 1976-77, 1977-78 New Jersey Nets, 2012-13 Brooklyn Nets
Division..... Atlantic
2014-15 Record..... 38-44 (.463) (3rd in the Atlantic Division)
All-Time NBA Record..... 1,339-1,811 (.425)
2014-15 Playoff Record..... 2-4 (Lost to Atlanta, 4-2, First Round)
All-Time NBA Playoff Record..... 62-80 (.437)
NBA Titles..... None
Conference Titles..... Two (last: 2002-03)
Division Titles..... Four (last: 2005-06)
All-Time ABA Record/Division Titles..... 374-330 (.531), three Division Titles (last: 1975-76)
All-Time ABA Playoff Record/ABA Titles..... 37-33 (.529), two ABA Titles (last: 1975-76)

HEAT VS. NETS (63-45, HOME: 36-18, AWAY: 27-27)

@	02/20/89	117-109	(LOSS)
VS	03/27/89	100-79	(WIN)
1988-89 Overall: 1-1 Home: 1-0 Away: 0-1			
VS	11/03/89	110-90	(LOSS)
@	11/07/89	83-77	(WIN)
@	12/01/89	101-77	(LOSS)
VS	12/19/89	100-98	(LOSS)
@	04/08/90	102-101	(LOSS)
1989-90 Overall: 1-4 Home: 0-2 Away: 1-2			
@	11/08/90	114-103	(LOSS)
VS	11/28/90	97-79	(WIN)
VS	01/26/91	127-105	(LOSS)
@	02/06/91	134-119	(WIN)
VS	03/10/91	101-88	(WIN)
@	04/20/91	118-103	(LOSS)
1990-91 Overall: 3-3 Home: 2-1 Away: 1-2			
@	11/07/91	111-89	(WIN)
@	01/24/92	123-117	(LOSS)
VS	03/22/92	107-100	(WIN)
VS	04/14/92	105-100	(LOSS)
1991-92 Overall: 2-2 Home: 1-1 Away: 1-1			
VS	11/07/92	106-94	(WIN)
VS	12/06/92	111-104	(LOSS)
@	02/14/93	117-111	(LOSS)
VS	03/26/93	110-100	(WIN)
@	04/01/93	95-82	(LOSS)
1992-93 Overall: 2-3 Home: 2-1 Away: 0-2			
@	**12/13/93	110-105	(LOSS)
VS	01/04/94	100-83	(WIN)
@	02/22/94	123-97	(WIN)
@	03/30/94	111-101	(LOSS)
VS	04/17/94	110-103	(LOSS)
1993-94 Overall: 2-3 Home: 1-1 Away: 1-2			
VS	12/02/94	115-97	(WIN)
@	12/18/94	103-102	(LOSS)
VS	03/25/95	96-95	(LOSS)
@	04/08/95	103-93	(LOSS)
1994-95 Overall: 1-3 Home: 1-1 Away: 0-2			
VS	11/10/95	106-80	(WIN)
@	**12/20/95	112-104	(WIN)
VS	12/26/95	96-93	(WIN)
@	02/27/96	93-90	(WIN)
VS	04/15/96	110-90	(WIN)
1995-96 Overall: 5-0 Home: 3-0 Away: 2-0			

VS	01/02/97	101-91	(WIN)
@	02/20/97	92-87	(WIN)
@	04/08/97	94-92	(WIN)
VS	04/18/97	86-74	(LOSS)
1996-97 Overall: 3-1 Home: 1-1 Away: 2-0			
@	11/07/97	99-87	(LOSS)
VS	12/08/97	105-97	(WIN)
@	02/28/98	95-93	(WIN)
VS	03/01/98	85-84	(WIN)
1997-98 Overall: 3-1 Home: 2-0 Away: 1-1			
VS	02/15/99	95-72	(WIN)
VS	03/14/99	102-76	(WIN)
@	04/03/99	88-77	(LOSS)
@	04/27/99	95-76	(WIN)
1998-99 Overall: 3-1 Home: 2-0 Away: 1-1			
VS	01/08/00	90-89	(LOSS)
@	02/18/00	91-84	(LOSS)
VS	02/23/00	99-85	(WIN)
@	04/07/00	103-89	(WIN)
1999-00 Overall: 2-2 Home: 1-1 Away: 1-1			
@	11/15/00	93-91	(LOSS)
VS	12/23/00	86-80	(WIN)
VS	01/04/01	81-78	(WIN)
VS	02/24/01	75-70	(WIN)
2000-01 Overall: 3-1 Home: 2-0 Away: 1-1			
VS	12/14/01	95-86	(LOSS)
@	01/08/02	104-95	(LOSS)
@	01/26/02	90-77	(WIN)
@	03/15/02	97-78	(LOSS)
2001-02 Overall: 1-3 Home: 1-1 Away: 0-2			
VS	11/15/02	93-84	(LOSS)
@	01/03/03	100-80	(LOSS)
@	02/18/03	84-79	(LOSS)
@	04/04/03	99-83	(LOSS)
2002-03 Overall: 0-4 Home: 0-2 Away: 0-2			
VS	01/23/04	85-64	(WIN)
@	02/04/04	99-88	(LOSS)
@	02/28/04	92-86	(LOSS)
VS	03/14/04	104-95	(WIN)
VS	04/14/04	96-84	(WIN)
2003-04 Overall: 3-2 Home: 3-0 Away: 0-2			
@	11/03/04	100-77	(WIN)
@	03/03/05	106-90	(WIN)
VS	03/12/05	90-65	(WIN)
2004-05 Overall: 3-0 Home: 1-0 Away: 2-0			

BY THE NUMBERS

HEAT's largest win:30 (twice), 103-73 @ MIA, 11/7/12
HEAT's most points:134, 134-119 @ NJ, 2/6/91
HEAT's fewest points:74, 86-74 (L) @ MIA, 4/18/97

Nets' largest win:24, 101-77 @ NJ, 12/1/89
Nets' most points:127, 127-105 @ MIA, 1/26/91
Nets' fewest points:64, 85-64 (L) @ MIA, 1/23/04

STREAKS

HEAT's Last Win
Overall:104-98 @ MIA, 3/11/15
Home:104-98, 3/11/15
Away:95-91, 12/16/14

HEAT's Last Loss
Overall:88-87 @ MIA, 4/8/14
Home:88-87, 4/8/14
Away:104-95 (2 OT), 1/10/14

Longest Winning Streaks
Overall:13 (11/14/09-1/30/13)
Home:8 (11/10/08-12/1/12)
Away:7 (2/17/10-1/30/13)

Longest Losing Streaks
Overall:5 (3/15/02-04/03/03)
Home:3 (12/29/06-2/1/08)
Away:6 (1/08/02-2/28/04)

ALL-TIME SCORERS

Dwyane Wade (MIA) - 43 @ NJ, 12/20/08
Alonzo Mourning (MIA) - 43 @ MIA, 2/23/00
Vince Carter (NJ) - 51 @ MIA, 12/23/05

VS11/07/0590-89(WIN)
VS12/23/0595-88(LOSS)
@02/04/06105-92(LOSS)
@04/02/0690-78(LOSS)

2005-06 Overall: 1-3 Home: 1-1 Away: 0-2

VS11/03/0691-85(WIN)
@11/10/06113-106(WIN)
VS12/29/0691-81(LOSS)
@03/15/0793-86(WIN)

2006-07 Overall: 3-1 Home: 1-0 Away: 2-0

@11/17/0791-87(WIN)
VS**12/20/07107-103(LOSS)
VS02/01/0894-85(LOSS)

2007-08 Overall: 1-2 Home: 0-2 Away: 1-0

VS11/10/0899-94(WIN)
@12/20/08106-103(WIN)
VS**01/03/09101-96(WIN)
@03/20/0996-88(LOSS)

2008-09 Overall: 3-1 Home: 2-0 Away: 1-1

VS11/14/0981-80(WIN)
@02/27/1087-84(WIN)
@03/22/1099-89(WIN)
VS**04/14/1094-86(WIN)

2009-10 Overall: 4-0 Home: 2-0 Away: 2-0

@10/31/10101-78(WIN)
VS11/06/10101-89(WIN)
@04/03/11108-94(WIN)

2010-11 Overall: 3-0 Home: 1-0 Away: 2-0

@01/07/12101-90(WIN)
VS03/06/12108-78(WIN)
@04/16/12101-98(WIN)

2011-12 Overall: 3-0 Home: 1-0 Away: 2-0

VS11/07/12103-73(WIN)
VS12/01/12102-89(WIN)
@01/30/13105-85(WIN)

2012-13 Overall: 3-0 Home: 2-0 Away: 1-0

@11/01/13101-100(LOSS)
@**01/10/14104-95(LOSS)
VS03/12/1496-95(LOSS)
VS04/08/1488-87(LOSS)

2013-14 Overall: 0-4 Home: 0-2 Away: 0-2

@11/17/1495-83(WIN)
@12/16/1495-91(WIN)
@01/04/1588-84(WIN)
VS03/11/15104-98(WIN)

2014-15 Overall: 4-0 Home: 2-0 Away: 2-0

*Overtime **Double Overtime

CHARLOTTE HORNETS

333 E. Trade Street, Charlotte, NC 28202 • (704) 688-8600



2015-16 VS. HEAT

10/28/15 @ MIA - 7:30
12/9/15 @ CHA - 7:00

2/5/16 @ CHA - 7:00
3/17/16 @ MIA - 7:30

DIRECTORY

Chairman.....Michael Jordan
Vice Chairman.....Curtis Polk
General Manager.....Rich Cho
Assistant General Manager.....Chad Buchanan
Head Coach.....Steve Clifford
Associate Head Coach.....Patrick Ewing
Assistant Coaches.....Stephen Silas, Pat Delany, Bob Weiss, Steve Hetzel, Bruce Kruetzer
Director of Advanced Scouting.....Drew Perry
Head Athletic Trainer.....Steve Stricker
Strength & Conditioning Coach.....Matt Fria
Assistant Athletic Trainer.....Dennis Williams
Equipment Manager.....Jason Rivera
Director of Scouting.....TJ Zanin
Director of Pro Scouting.....Todd Quinter
V.P., Communications.....Mike Cristaldi
Director of Communications.....Josh Rosen
Senior Manager of Basketball Communications.....Brian Travis
Coordinator of Communications.....Danny Franks
Home Court.....Time Warner Cable Arena (19,077)
Radio.....WFNZ (610 AM), Steve Martin, Matt Carroll
Cable TV.....FOX Sports Southeast, Eric Collins, Dell Curry, Stephanie Ready

BACKGROUND

Founded.....1988-89 Charlotte Hornets, 2004-05 Charlotte Bobcats, 2014-15 Charlotte Hornets
Division.....Southeast
2014-15 Record.....33-49 (.402) (4th in the Southeast Division)
All-Time NBA Record.....868-1,134 (.434)
2014-15 Playoff Record.....None
All-Time Playoff Record.....20-36 (.357)
NBA Titles.....None
Conference Titles.....None
Division Titles.....None

HEAT VS. HORNETS (55-37, HOME: 33-13, AWAY: 22-24)

@	11/29/88	99-84	(LOSS)
VS.	02/17/89	103-102	(WIN)
1988-89 Overall: 1-1 Home: 1-0 Away: 0-1			
@	11/21/89	98-87	(WIN)
VS.	04/18/90	98-91	(LOSS)
1989-90 Overall: 1-1 Home: 0-1 Away: 1-0			
@	11/23/90	116-100	(WIN)
VS.	11/24/90	125-112	(LOSS)
VS.	02/16/91	94-82	(WIN)
@	04/16/91	92-87	(LOSS)
1990-91 Overall: 2-2 Home: 1-1 Away: 1-1			
VS.	11/15/91	120-105	(WIN)
@	12/13/91	112-108	(WIN)
VS.	02/02/92	118-100	(WIN)
@	02/16/92	126-109	(LOSS)
1991-92 Overall: 3-1 Home: 2-0 Away: 1-1			
@	11/14/92	104-95	(WIN)
VS.	11/21/92	123-111	(LOSS)
VS.	02/12/93	116-107	(LOSS)
@	03/30/93	116-89	(WIN)
1992-93 Overall: 2-2 Home: 0-2 Away: 2-0			
VS.	11/27/93	114-100	(WIN)
VS.	01/25/94	119-98	(WIN)
@	02/04/94	124-118	(WIN)
@	04/11/94	99-97	(LOSS)
1993-94 Overall: 3-1 Home: 2-0 Away: 1-1			
@	11/30/94	105-87	(LOSS)
VS.	12/23/94	116-93	(WIN)
@	03/11/95	104-95	(LOSS)
VS.	04/02/95	105-92	(LOSS)
1994-95 Overall: 1-3 Home: 1-1 Away: 0-2			
VS.	12/01/95	108-101	(WIN)
@	12/23/95	87-75	(LOSS)
VS.	01/19/96	114-106	(LOSS)
@	04/10/96	116-95	(WIN)
1995-96 Overall: 2-2 Home: 1-1 Away: 1-1			
VS.	11/12/96	105-97	(WIN)
@	12/27/96	101-86	(WIN)
@	03/09/97	82-76	(LOSS)
1996-97 Overall: 2-1 Home: 1-0 Away: 1-1			

VS.	11/03/97	112-99	(LOSS)
@	11/21/97	119-102	(LOSS)
@	*01/02/98	99-88	(LOSS)
VS.	04/04/98	101-88	(WIN)
1997-98 Overall: 1-3 Home: 1-1 Away: 0-2			
@	02/08/99	94-91	(LOSS)
@	02/24/99	91-83	(WIN)
VS.	05/02/99	100-93	(WIN)
1998-99 Overall: 2-1 Home: 1-0 Away: 1-1			
VS.	12/18/99	106-89	(LOSS)
@	02/20/00	85-80	(WIN)
VS.	04/06/00	76-70	(WIN)
@	04/19/00	83-73	(LOSS)
1999-00 Overall: 2-2 Home: 1-1 Away: 1-1			
@	11/03/00	83-79	(LOSS)
VS.	*11/14/00	89-86	(WIN)
@	12/20/00	65-56	(LOSS)
VS.	04/06/01	81-76	(WIN)
2000-01 Overall: 2-2 Home: 2-0 Away: 0-2			
@	11/16/01	96-87	(LOSS)
@	04/03/02	97-90	(LOSS)
VS.	04/16/02	88-81	(LOSS)
2001-02 Overall: 0-3 Home: 0-2 Away: 0-1			
VS.	01/01/05	113-90	(WIN)
@	02/11/05	97-87	(WIN)
@	03/26/05	94-92	(LOSS)
VS.	04/19/05	99-80	(WIN)
2004-05 Overall: 3-1 Home: 2-0 Away: 1-1			
VS.	11/12/05	108-99	(WIN)
@	01/27/06	91-85	(WIN)
@	*03/06/06	106-105	(WIN)
VS.	03/24/06	114-93	(WIN)
2005-06 Overall: 4-0 Home: 2-0 Away: 2-0			
@	11/25/06	102-93	(WIN)
VS.	02/05/07	113-93	(WIN)
VS.	*04/08/07	111-103	(LOSS)
@	04/10/07	92-82	(LOSS)
2006-07 Overall: 2-2 Home: 1-1 Away: 1-1			

BY THE NUMBERS

HEAT's largest win:39, 129-90 @ MIA, 1/1/12
HEAT's most points:129, 129-90 @ MIA, 1/1/12
HEAT's fewest points:56, 65-56 (L) @ CHA, 12/20/00

Hornets' largest win:39, 104-65 @ CHA, 1/20/10
Hornets' most points:126, 126-109 @ CHA, 2/16/92
Hornets' fewest points:65, 65-56 @ CHA, 12/20/00

STREAKS

HEAT's Last Win
Overall:105-100 @ MIA, 4/7/15
Home:105-100, 4/7/15
Away:104-96 (OT), 1/18/14

HEAT's Last Loss
Overall:78-76 @ CHA, 1/21/15
Home:107-97, 1/2/10
Away:78-76, 1/21/15

Longest Winning Streaks
Overall:16 (3/20/10-3/3/14)
Home:11 (3/20/10-present)
Away:7 (1/3/11-1/18/14)

Longest Losing Streaks
Overall:4 (twice) (last: 4/8/07-11/13/07)
Home:2 (four times) (last: 4/8/07-11/4/07)
Away:4 (four times) (last: 4/10/07-11/1/08)

ALL-TIME SCORERS

LeBron James (MIA) - 61 @ MIA, 3/3/14
Glen Rice (CHA) - 42 @ CHA, 1/2/98

VS.	11/04/07	90-88	(LOSS)
@	11/13/07	91-76	(LOSS)
VS.	11/27/07	110-90	(WIN)
@	03/22/08	94-82	(LOSS)
2007-08 Overall: 1-3 Home: 1-1 Away: 0-2			
@	11/01/08	100-87	(LOSS)
VS.	12/08/08	100-96	(WIN)
VS.	02/08/09	96-92	(WIN)
@	04/03/09	97-92	(WIN)
2008-09 Overall: 3-1 Home: 2-0 Away: 1-1			
VS.	01/02/10	107-97	(LOSS)
@	01/20/10	104-65	(LOSS)
@	03/09/10	83-78	(LOSS)
VS.	03/20/10	77-71	(WIN)
2009-10 Overall: 1-3 Home: 1-1 Away: 0-2			
VS.	11/19/10	95-87	(WIN)
@	01/03/11	96-82	(WIN)
@	02/04/11	109-97	(WIN)
VS.	04/08/11	112-103	(WIN)
2010-11 Overall: 4-0 Home: 2-0 Away: 2-0			
@	12/28/11	96-95	(WIN)
VS.	01/01/12	129-90	(WIN)
VS.	04/13/12	105-82	(WIN)
2011-12 Overall: 3-0 Home: 2-0 Away: 1-0			
@	12/26/12	105-92	(WIN)
VS.	02/04/13	99-94	(WIN)
VS.	03/24/13	109-105	(WIN)
@	04/05/13	89-79	(WIN)
2012-13 Overall: 4-0 Home: 2-0 Away: 2-0			
@	11/16/13	97-81	(WIN)
VS.	12/01/13	99-98	(WIN)
@	01/18/14	104-96	(WIN)
VS.	03/03/14	124-107	(WIN)
2013-14 Overall: 4-0 Home: 2-0 Away: 2-0			
@	11/05/14	96-89	(LOSS)
VS.	11/23/14	94-93	(WIN)
@	01/21/15	76-76	(LOSS)
VS.	04/07/15	105-100	(WIN)
2014-15 Overall: 2-2 Home: 2-0 Away: 0-2			

*Overtime



CHICAGO BULLS

1901 W. Madison St., Chicago, IL 60612-2459 • (312) 455-4000

2015-16 VS. HEAT

1/25/16 @ CHI – 8:00
3/1/16 @ MIA – 7:30

3/11/16 @ CHI – 8:00
4/7/16 @ MIA – 8:00

DIRECTORY

Chairman	Jerry Reinsdorf
President/COO	Michael Reinsdorf
Executive V.P., Basketball Operations	John Paxson
General Manager	Gar Forman
Assistant General Manager	Brian Hagen
Head Coach	Fred Holberg
Assistant Coaches	Pete Myers, Randy Brown, Mike Wilhelm, Charlie Henry
Director of Sports Performance	Jennifer Swanson
Head Athletic Trainer	Jeff Tanaka
Head Strength Coach	Nick Papendieck
Sr. Director, Public & Media Relations	Tim Hallam
Sr. Manager, Public & Media Relations	Matt Yob
Manager of Public & Media Relations	Shaun Hickombottom
Coordinator of Public & Media Relations	Kristen Deahl
Home Court	United Center (20,917)
Radio	WMVP (AM 1000), Chuck Swirsky, Bill Wennington, Steve Kaskul
Spanish Radio	WRTO (1200 AM), Omar Ramos, Matt Moreno
Television	WGN (Channel 9), WPWR (Channel 50), Neil Funk, Stacey King
Cable TV	Comcast SportsNet Chicago, Neil Funk, Stacey King

BACKGROUND

Founded	1966-67
Division	Central
2014-15 Record	50-32 (.610) (2nd in Central Division)
All-Time NBA Record	2,073-1,896 (.522)
2014-15 Playoff Record	6-6 (Defeated Milwaukee, 4-2, First Round)
	(Lost to Cleveland, 4-2, Eastern Conference Semifinals)
All-Time Playoff Record	184-154 (.544)
NBA Titles	Six (last: 1997-98)
Conference Titles	Six (last: 1997-98)
Division Titles	Nine (last: 2011-12)

HEAT VS. BULLS (44-55, HOME: 28-22, AWAY: 16-33)

@	12/10/88	111-88	(LOSS)
VS	01/19/89	112-108	(LOSS)
1988-89 Overall: 0-2 Home: 0-1 Away: 0-1			
VS	12/02/89	114-107	(LOSS)
VS	02/13/90	107-95	(LOSS)
VS	02/16/90	119-105	(LOSS)
@	04/01/90	111-103	(LOSS)
1989-90 Overall: 0-4 Home: 0-2 Away: 0-2			
@	12/18/90	112-103	(LOSS)
VS	01/21/91	117-106	(LOSS)
@	01/25/91	108-87	(LOSS)
VS	04/17/91	111-101	(LOSS)
1990-91 Overall: 0-4 Home: 0-2 Away: 0-2			
VS	01/08/92	108-106	(LOSS)
@	01/11/92	108-99	(LOSS)
@	03/07/92	123-81	(LOSS)
VS	03/16/92	116-100	(LOSS)
1991-92 Overall: 0-4 Home: 0-2 Away: 0-2			
@	12/21/92	86-82	(LOSS)
VS	12/30/92	105-100	(LOSS)
VS	03/11/93	97-99	(WIN)
@	04/14/93	119-92	(LOSS)
1992-93 Overall: 1-3 Home: 1-1 Away: 0-2			
@	11/06/93	96-71	(WIN)
VS	12/03/93	104-99	(LOSS)
@	02/16/94	109-101	(WIN)
VS	04/13/94	96-90	(LOSS)
1993-94 Overall: 2-2 Home: 0-2 Away: 2-0			
@	12/30/94	133-88	(LOSS)
VS	02/24/95	91-83	(WIN)
@	03/01/95	111-85	(LOSS)
VS	04/17/95	98-93	(LOSS)
1994-95 Overall: 1-3 Home: 1-1 Away: 0-2			
@	01/26/96	102-80	(LOSS)
VS	02/23/96	113-104	(WIN)
VS	04/02/96	110-92	(LOSS)
@	04/04/96	100-92	(LOSS)
1995-96 Overall: 1-3 Home: 1-1 Away: 0-2			
VS	11/06/96	106-100	(LOSS)
@	11/13/96	103-71	(LOSS)
@	12/07/96	83-80	(WIN)
VS	04/16/97	102-92	(WIN)
1996-97 Overall: 2-2 Home: 1-1 Away: 1-1			

@	12/25/97	90-80	(LOSS)
VS	01/07/98	99-72	(WIN)
@	03/10/98	106-91	(LOSS)
1997-98 Overall: 1-2 Home: 1-0 Away: 0-2			
@	04/10/99	82-49	(WIN)
VS	04/13/99	90-74	(WIN)
VS	05/01/99	101-86	(LOSS)
1998-99 Overall: 2-1 Home: 1-1 Away: 1-0			
@	11/05/99	105-87	(WIN)
VS	*01/18/00	92-85	(LOSS)
@	02/17/00	83-76	(LOSS)
VS	03/30/00	105-80	(WIN)
1999-00 Overall: 2-2 Home: 1-1 Away: 1-1			
VS	01/14/01	90-81	(WIN)
@	02/17/01	89-82	(LOSS)
VS	03/21/01	109-81	(WIN)
@	03/31/01	97-90	(WIN)
2000-01 Overall: 3-1 Home: 2-0 Away: 1-1			
@	11/29/01	78-72	(LOSS)
VS	01/22/02	92-79	(WIN)
VS	02/18/02	102-80	(WIN)
@	03/06/02	92-87	(WIN)
2001-02 Overall: 3-1 Home: 2-0 Away: 1-1			
VS	**01/18/03	102-101	(WIN)
VS	02/22/03	100-90	(WIN)
@	03/26/03	82-74	(LOSS)
2002-03 Overall: 2-1 Home: 2-0 Away: 0-1			
@	12/29/03	90-83	(WIN)
VS	01/07/04	102-95	(WIN)
VS	03/29/04	105-96	(WIN)
@	04/03/04	97-83	(WIN)
2003-04 Overall: 4-0 Home: 2-0 Away: 2-0			
@	12/03/04	105-81	(WIN)
VS	02/05/05	108-97	(WIN)
@	*02/22/05	105-101	(LOSS)
VS	04/05/05	104-86	(WIN)
2004-05 Overall: 3-1 Home: 2-0 Away: 1-1			
@	12/13/05	100-97	(WIN)
@	03/18/06	85-84	(WIN)
VS	04/16/06	117-93	(LOSS)
2005-06 Overall: 2-1 Home: 0-1 Away: 2-0			

BY THE NUMBERS

HEAT's largest win:33 (twice), 103-70 @ MIA, 3/7/07
HEAT's most points:130, 130-127 (2 OT) @ MIA, 3/9/09
HEAT's fewest points:66, 108-66 (L) @ MIA, 10/31/06

Bulls' largest win:45, 133-88 @ CHI, 12/30/94
Bulls' most points:133, 133-88 @ CHI, 12/30/94
Bulls' fewest points:49, 82-49 (L) @ CHI, 4/10/99

STREAKS

HEAT's Last Win	
Overall:	96-84 @ CHI, 1/25/15
Home:	93-79, 2/23/14
Away:	96-84, 1/25/15
HEAT's Last Loss	
Overall:	89-78 @ MIA, 4/9/15
Home:	89-78, 4/9/15
Away:	95-88 (OT), 3/9/14
Longest Winning Streaks	
Overall:	6 (12/29/03-2/5/05)
Home:	11 (3/30/00-4/5/05)
Away:	3 (12/29/03-12/3/04)
Longest Losing Streaks	
Overall:	16 (12/10/88-12/30/92)
Home:	8 (1/19/89-12/30/92)
Away:	9 (12/10/88-4/14/93)

ALL-TIME SCORERS

Dwyane Wade (MIA) – 48 @ MIA, 3/9/09 (2 OT)
Michael Jordan (CHI) – 50 @ MIA, 11/6/97

VS	10/31/06	106-66	(LOSS)
@	12/27/06	109-103	(LOSS)
@	01/27/07	100-97	(LOSS)
VS	03/07/07	103-70	(WIN)
2006-07 Overall: 1-3 Home: 1-1 Away: 0-2			
VS	01/16/08	126-96	(LOSS)
@	02/14/08	99-92	(LOSS)
VS	04/08/08	95-88	(WIN)
2007-08 Overall: 1-2 Home: 1-1 Away: 0-1			
VS	12/26/08	90-77	(WIN)
@	02/12/09	95-93	(WIN)
VS	*03/09/09	130-127	(WIN)
@	03/26/09	106-87	(LOSS)
2008-09 Overall: 3-1 Home: 2-0 Away: 1-1			
VS	11/01/09	95-87	(WIN)
@	02/06/09	95-91	(LOSS)
VS	03/12/10	106-95	(WIN)
@	03/25/10	103-74	(WIN)
2009-10 Overall: 3-1 Home: 2-0 Away: 1-1			
@	01/15/11	99-96	(LOSS)
@	02/24/11	93-89	(LOSS)
VS	03/06/11	87-86	(LOSS)
2010-11 Overall: 0-3 Home: 0-1 Away: 0-2			
VS	01/29/12	97-93	(WIN)
@	03/14/12	106-102	(LOSS)
@	*04/12/12	96-86	(LOSS)
VS	04/19/12	83-72	(WIN)
2011-12 Overall: 2-2 Home: 2-0 Away: 0-2			
VS	01/04/13	96-89	(LOSS)
@	02/21/13	86-67	(WIN)
@	03/27/13	101-97	(LOSS)
VS	04/14/13	105-93	(WIN)
2012-13 Overall: 2-2 Home: 1-1 Away: 1-1			
VS	10/29/13	107-95	(WIN)
@	12/05/13	107-87	(WIN)
VS	02/23/14	93-79	(WIN)
@	*03/09/14	95-88	(LOSS)
2013-14 Overall: 2-2 Home: 1-1 Away: 1-1			
VS	12/14/14	93-75	(LOSS)
@	01/25/15	96-84	(WIN)
VS	04/09/15	89-78	(LOSS)
2014-15 Overall: 1-2 Home: 0-2 Away: 1-0			

*Overtime **Double Overtime

CLEVELAND CAVALIERS



Quicken Loans Arena, One Center Court, Cleveland, OH 44115 • (216) 420-2000

2015-16 VS. HEAT

10/30/15 @ CLE – 7:00
12/5/15 @ MIA – 8:00

3/19/16 @ MIA – 7:30

DIRECTORY

Majority Owner/Chairman Dan Gilbert
General Manager David Griffin
Head Coach David Blatt
Associate Head Coach Tyrone Lue
Assistant Coaches Jim Boylan, Larry Drew, Bret Brielmaier, James Posey
Director of Player Development/Assistant Coach Phil Handy
Head Athletic Trainer Stephen Spiro
Performance Specialist Derek Miller
Director of Team Operations Mark Cashman
Senior V.P., Communications/Broadcasting Tad Carpenter
Director of Basketball Communications B.J. Evans
Basketball Communications Manager Jeff Schaefer
Sports Communications Coordinator Cherome Owens
Home Court Quicken Loans Arena (20,562)
Radio WTAM (1100 AM), John Michael, Jim Chones, Mike Snyder
Spanish Radio LA MEGA (87.7 FM), Rafael Hernández Brito
Cable FOX Sports Ohio, Fred McLeod, Austin Carr, Allie Clifton

BACKGROUND

Founded 1970-71
Division Central
2014-15 Record 53-29 (.646) (1st in the Central Division)
All-Time NBA Record 1,671-1,871 (.459)
2014-15 Playoff Record 14-6 (Defeated Boston, 4-0, First Round)
 (Defeated Chicago, 4-2, Eastern Conference Semifinals)
 (Defeated Atlanta, 4-0, Eastern Conference Finals)
 (Lost to Golden State, 4-2, NBA Finals)
All-Time Playoff Record 84-84 (.500)
NBA Titles None
Conference Titles Two (last: 2014-15)
Division Titles Four (last: 2014-15)

HEAT VS. CAVALIERS (57-41, HOME: 36-13, AWAY: 21-28)

@ 11/27/88	109-80	(LOSS)
VS 02/14/89	109-98	(LOSS)
1988-89 Overall: 0-2	Home: 0-1	Away: 0-1	
VS 01/30/90	106-94	(LOSS)
@ 02/08/90	106-82	(LOSS)
VS 03/30/90	105-104	(LOSS)
@ 04/14/90	93-85	(LOSS)
1989-90 Overall: 0-4	Home: 0-2	Away: 0-2	
@ 11/21/90	123-109	(LOSS)
@ 01/16/91	108-94	(LOSS)
VS 02/12/91	94-78	(LOSS)
VS 03/26/91	104-98	(WIN)
1990-91 Overall: 1-3	Home: 1-1	Away: 0-2	
VS 12/11/91	105-103	(WIN)
@ 12/17/91	148-80	(LOSS)
@ 03/31/92	123-114	(LOSS)
VS 04/03/92	103-100	(LOSS)
1991-92 Overall: 1-3	Home: 1-1	Away: 0-2	
VS 01/30/93	98-95	(WIN)
@ 02/23/93	102-100	(LOSS)
VS 03/20/93	96-91	(WIN)
@ 04/06/93	115-100	(LOSS)
1992-93 Overall: 2-2	Home: 2-0	Away: 0-2	
VS 12/16/93	90-89	(WIN)
@ 01/29/94	113-98	(WIN)
VS 03/19/94	106-95	(WIN)
@ 04/15/94	109-100	(LOSS)
1993-94 Overall: 3-1	Home: 2-0	Away: 1-1	
VS 11/23/94	100-87	(WIN)
@ 02/20/95	103-95	(WIN)
VS 04/13/95	85-84	(WIN)
@ 04/19/95	90-79	(LOSS)
1994-95 Overall: 3-1	Home: 2-0	Away: 1-1	
VS 11/04/95	85-71	(WIN)
@ 01/27/96	102-85	(WIN)
@ 02/19/96	73-70	(LOSS)
VS 03/10/96	88-81	(WIN)
1995-96 Overall: 3-1	Home: 2-0	Away: 1-1	
@ 12/10/96	76-74	(WIN)
@ 02/01/97	71-66	(WIN)
VS 02/02/97	80-76	(WIN)
VS 03/28/97	83-79	(WIN)
1996-97 Overall: 4-0	Home: 2-0	Away: 2-0	

@ 12/30/97	90-78	(WIN)
VS 01/26/98	94-93	(LOSS)
@ 02/10/98	91-81	(WIN)
VS 03/12/98	97-74	(WIN)
1997-98 Overall: 3-1	Home: 1-1	Away: 2-0	
@ 04/19/99	94-87	(WIN)
VS 04/21/99	93-80	(WIN)
@ 04/26/99	90-65	(WIN)
1998-99 Overall: 3-0	Home: 1-0	Away: 2-0	
VS 02/25/00	87-82	(WIN)
@ *03/18/00	92-90	(WIN)
VS 04/04/00	111-85	(WIN)
1999-00 Overall: 3-0	Home: 2-0	Away: 1-0	
VS 11/22/00	86-67	(LOSS)
@ 11/24/00	85-80	(LOSS)
VS 12/22/00	103-95	(WIN)
@ 03/04/01	91-79	(WIN)
2000-01 Overall: 2-2	Home: 1-1	Away: 1-1	
VS 11/02/01	90-83	(LOSS)
@ *11/24/01	100-96	(LOSS)
VS *12/21/01	86-81	(LOSS)
@ *01/21/02	95-93	(WIN)
2001-02 Overall: 1-3	Home: 0-2	Away: 1-1	
VS 11/30/02	85-79	(WIN)
@ 12/23/02	74-72	(LOSS)
@ 03/11/03	77-75	(WIN)
2002-03 Overall: 2-1	Home: 1-0	Away: 1-1	
VS 11/12/03	88-83	(WIN)
@ 01/28/04	94-93	(LOSS)
@ 04/09/04	106-91	(WIN)
@ 04/10/04	91-80	(LOSS)
2003-04 Overall: 2-2	Home: 2-0	Away: 0-2	
VS 11/04/04	88-83	(WIN)
VS 02/03/05	100-88	(WIN)
@ 03/06/05	102-82	(WIN)
2004-05 Overall: 3-0	Home: 2-0	Away: 1-0	
@ 12/17/05	115-107	(LOSS)
VS 02/02/06	101-73	(WIN)
VS 03/12/06	98-92	(WIN)
@ 04/01/06	106-99	(LOSS)
2005-06 Overall: 2-2	Home: 2-0	Away: 0-2	

BY THE NUMBERS

HEAT's largest win: 28 (twice), 118-90 @ CLE, 12/2/10
HEAT's most points: 118, 118-90 @ CLE, 12/2/10
HEAT's fewest points: 67, 86-67 (L) @ MIA, 11/22/00

Cavaliers' largest win: 68, 148-80 @ CLE, 12/17/91
Cavaliers' most points: 148, 148-80 @ CLE, 12/17/91
Cavaliers' fewest points: 65, 90-65 (L) @ CLE, 4/26/99

STREAKS

HEAT's Last Win 106-92 @ MIA, 3/16/15
Overall: 106-92, 3/16/15
Home: 100-96, 3/18/14
Away: 100-96, 3/18/14
HEAT's Last Loss 114-88 @ CLE, 4/2/15
Overall: 92-91, 1/25/10
Home: 114-88, 4/2/15
Away: 114-88, 4/2/15
Longest Winning Streaks 11 (1/24/12-12/25/14)
Overall: 10 (1/30/93-3/28/97)
Home: 7 (12/10/96-3/18/00)
Away: 7 (12/10/96-3/18/00)
Longest Losing Streaks 9 (11/27/88-2/12/91)
Overall: 4 (2/14/89-2/12/91)
Home: 9 (11/27/88-4/6/93)
Away: 9 (11/27/88-4/6/93)

ALL-TIME SCORERS

Dwyane Wade (MIA) – 44 @ CLE, 4/1/06
LeBron James (CLE) – 47 @ CLE, 4/1/06
LeBron James (CLE) – 47 @ MIA, 3/12/06

VS 02/01/07	92-89	(WIN)
@ 02/09/07	103-79	(LOSS)
VS 02/25/07	86-81	(WIN)
@ *04/05/07	94-90	(WIN)
2006-07 Overall: 3-1	Home: 2-0	Away: 1-1	
@ 12/25/07	96-82	(LOSS)
VS 01/21/08	97-90	(LOSS)
@ 04/13/08	84-76	(LOSS)
2007-08 Overall: 0-3	Home: 0-1	Away: 0-2	
@ 12/28/08	93-86	(LOSS)
VS 12/30/08	104-95	(WIN)
VS 03/02/09	107-100	(LOSS)
@ 03/07/09	99-89	(LOSS)
2008-09 Overall: 1-3	Home: 1-1	Away: 0-2	
VS 11/12/09	111-104	(LOSS)
VS 01/25/10	92-91	(LOSS)
@ 02/04/10	102-86	(LOSS)
2009-10 Overall: 0-3	Home: 0-2	Away: 0-1	
@ 12/02/10	118-90	(WIN)
VS 12/15/10	101-95	(WIN)
VS 01/31/11	117-90	(WIN)
@ 03/29/11	102-90	(LOSS)
2010-11 Overall: 3-1	Home: 2-0	Away: 1-1	
VS 01/24/12	92-85	(WIN)
VS 02/07/12	107-91	(WIN)
@ 03/29/12	111-87	(WIN)
2011-12 Overall: 3-0	Home: 2-0	Away: 1-0	
VS 11/24/12	110-108	(WIN)
VS 02/24/13	109-105	(WIN)
@ 03/20/13	99-95	(WIN)
@ 04/15/13	96-95	(WIN)
2012-13 Overall: 4-0	Home: 2-0	Away: 2-0	
@ 11/27/13	95-84	(WIN)
VS 12/14/13	114-107	(WIN)
@ 03/18/14	100-96	(WIN)
2013-14 Overall: 3-0	Home: 1-0	Away: 2-0	
VS 12/25/14	101-91	(WIN)
@ 02/11/15	113-93	(LOSS)
VS 03/16/15	106-92	(WIN)
@ 04/02/15	114-88	(LOSS)
2014-15 Overall: 2-2	Home: 2-0	Away: 0-2	

*Overtime



DALLAS MAVERICKS

2500 Victory Avenue, Dallas, TX 75219 • (214) 665-4660

2015-16 VS. HEAT

1/1/16 @ MIA – 7:30

2/3/16 @ DAL – 8:30

DIRECTORY

Owner	Mark Cuban
Chief Operating Officer	Floyd Jahner
President, Basketball Operations/General Manager	Donn Nelson
Head Coach	Rick Carlisle
Assistant Coaches	Keith Grant
Assistant General Manager	Melvin Hunt, Kaleb Canales, Jamahl Mosley, Darrell Armstrong
Head Athletic Trainer	Casey Smith
Assistant Athletic Trainer	Dionne Calhoun
Assistant Coach/Strength Coach	Jeremy Holmopple
Head Equipment Manager	Al Whitley
Video Coordinators	Mike Shedd, Brian Grant
V.P., Basketball Communications	Sarah Melton
Director of Basketball Communications	Scott Tomlin
Basketball Communications Manager	Alan Rakowski
Home Court	American Airlines Center (19,200)
Radio	ESPN Radio (103.3 FM), Chuck Cooperstein, Brad Davis
Spanish Radio	ESPN Deportes (1540 AM), Victor Villalba
Cable TV	FOX Sports Southwest, Mark Followill, Derek Harper, Jeff Wade

BACKGROUND

Founded	1980-81
Division	Southwest
2014-15 Record	50-32 (.610) (4th in the Southwest Division)
All-Time NBA Record	1,440-1,382 (.510)
2014-15 Playoff Record	1-4 (Lost to Houston, 4-1, First Round)
All-Time Playoff Record	90-101 (.471)
NBA Titles	One (2010-11)
Conference Titles	Two (last: 2010-11)
Division Titles	Three (last: 2009-10)

BY THE NUMBERS

HEAT's largest win:23, 128-105 @ MIA, 11/11/99
HEAT's most points:128, 128-105 @ MIA, 11/11/99
HEAT's fewest points:72, 93-72 (L) @ MIA, 1/30/15

Mavericks' largest win:36, 112-76 @ DAL, 2/9/06
Mavericks' most points:118 (twice), 119-118 (L) (OT) @ MIA, 3/26/04

Mavericks' fewest points:72, 91-72 (L) @ MIA, 2/26/98

STREAKS

HEAT's Last Win	
Overall:	105-96 @ DAL, 11/9/14
Home:	110-104, 11/15/13
Away:	105-96, 11/9/14
HEAT's Last Loss	
Overall:	93-72 @ MIA, 1/30/15
Home:	93-72, 1/30/15
Away:	106-95, 11/27/10
Longest Winning Streaks	
Overall:	16 (11/25/92-12/20/99)
Home:	10 (11/14/90-11/11/99)
Away:	7 (12/8/92-12/20/99)
Longest Losing Streaks	
Overall:	14 (11/11/04-12/20/10)
Home:	7 (11/11/04-12/20/10)
Away:	9 (2/15/03-11/27/10)

ALL-TIME SCORERS

LeBron James (MIA) – 42 @ DAL, 2/18/14
Dirk Nowitzki (DAL) – 41 @ MIA, 11/11/04

HEAT VS. MAVERICKS (27-30, HOME: 14-15, AWAY: 13-15)

@	11/08/88	92-88	(LOSS)
VS	12/17/88	104-87	(LOSS)
@	02/16/89	93-80	(LOSS)
VS	*02/29/89	111-110	(LOSS)
@	04/02/89	98-96	(LOSS)
VS	04/18/89	103-99	(LOSS)
1988-89 Overall: 0-6	Home: 0-3	Away: 0-3	
@	11/18/89	100-99	(LOSS)
VS	03/23/90	106-103	(LOSS)
1989-90 Overall: 0-2	Home: 0-1	Away: 0-1	
VS	11/14/90	105-93	(WIN)
@	03/02/91	109-103	(WIN)
1990-91 Overall: 2-0	Home: 1-0	Away: 1-0	
@	*12/10/91	114-110	(LOSS)
VS	01/25/92	103-101	(WIN)
1991-92 Overall: 1-1	Home: 1-0	Away: 0-1	
@	12/08/92	126-112	(WIN)
VS	01/24/93	122-106	(WIN)
1992-93 Overall: 2-0	Home: 1-0	Away: 1-0	
@	12/07/93	106-101	(WIN)
VS	03/17/94	115-98	(WIN)
1993-94 Overall: 2-0	Home: 1-0	Away: 1-0	
VS	11/15/94	115-102	(WIN)
@	01/14/95	84-77	(WIN)
1994-95 Overall: 2-0	Home: 1-0	Away: 1-0	
VS	11/28/95	111-89	(WIN)
@	03/12/96	125-118	(WIN)
1995-96 Overall: 2-0	Home: 1-0	Away: 1-0	
@	11/09/96	91-84	(WIN)
VS	12/04/96	101-79	(WIN)
1996-97 Overall: 2-0	Home: 1-0	Away: 1-0	

VS	02/26/98	91-72	(WIN)
@	03/07/98	94-88	(WIN)
1997-98 Overall: 2-0	Home: 1-0	Away: 1-0	
VS	04/07/99	93-87	(WIN)
1998-99 Overall: 1-0	Home: 1-0	Away: 0-0	
VS	11/11/99	128-105	(WIN)
@	12/20/99	92-89	(WIN)
1999-00 Overall: 2-0	Home: 1-0	Away: 1-0	
@	*02/01/01	95-91	(LOSS)
VS	03/07/01	93-86	(LOSS)
2000-01 Overall: 0-2	Home: 0-1	Away: 0-1	
VS	11/23/01	104-94	(LOSS)
@	03/02/02	109-95	(WIN)
2001-02 Overall: 1-1	Home: 0-1	Away: 1-0	
@	02/15/03	98-92	(LOSS)
VS	03/07/03	91-89	(LOSS)
2002-03 Overall: 0-2	Home: 0-1	Away: 0-1	
@	11/03/03	103-93	(LOSS)
VS	*03/26/04	119-118	(WIN)
2003-04 Overall: 1-1	Home: 1-0	Away: 0-1	
VS	11/11/04	113-93	(LOSS)
@	02/01/05	109-104	(LOSS)
2004-05 Overall: 0-2	Home: 0-1	Away: 0-1	
VS	11/25/05	103-90	(LOSS)
@	02/09/06	109-76	(LOSS)
2005-06 Overall: 0-2	Home: 0-1	Away: 0-1	
VS	01/21/07	99-93	(LOSS)
@	02/22/07	112-100	(LOSS)
2006-07 Overall: 0-2	Home: 0-1	Away: 0-1	
@	01/04/08	94-89	(LOSS)
VS	03/16/08	98-73	(LOSS)
2007-08 Overall: 0-2	Home: 0-1	Away: 0-1	

VS	01/31/09	111-96	(LOSS)
@	04/01/09	98-96	(LOSS)
2008-09 Overall: 0-2	Home: 0-1	Away: 0-1	
VS	12/11/09	106-93	(LOSS)
@	02/20/10	97-91	(LOSS)
2009-10 Overall: 0-2	Home: 0-1	Away: 0-1	
@	11/27/10	106-95	(LOSS)
VS	12/20/10	98-96	(LOSS)
2010-11 Overall: 0-2	Home: 0-1	Away: 0-1	
@	12/25/11	105-94	(WIN)
VS	03/29/12	106-85	(WIN)
2011-12 Overall: 2-0	Home: 1-0	Away: 1-0	
@	12/20/12	110-95	(WIN)
VS	01/02/13	119-109	(WIN)
2012-13 Overall: 2-0	Home: 1-0	Away: 1-0	
VS	11/15/13	110-104	(WIN)
@	02/18/14	117-106	(WIN)
2013-14 Overall: 2-0	Home: 1-0	Away: 1-0	
@	11/09/14	105-96	(WIN)
VS	01/30/15	93-72	(LOSS)
2014-15 Overall: 1-1	Home: 0-1	Away: 1-0	

*Overtime

DENVER NUGGETS

1000 Chopper Circle, Denver, CO 80204 • (303) 405-1100



2015-16 VS. HEAT

1/15/16 @ DEN – 9:00

3/14/16 @ MIA – 7:30

DIRECTORY

Owner	E. Stanley Kroenke
President & Governor	Josh Kroenke
General Manager & Executive V.P., Basketball Operations	Tim Connelly
Assistant General Manager	Arturas Karnisovas
Sr. V.P. Business, Team Operations	Pete D'Alessandro
Director of Basketball Operations	Ben Tenzer
V.P., Basketball Administration	Lisa Johnson
Director of Team Operations/Player Development	Amy O'Brien
Director of Scouting	Jim Clibanoff
Scout	Herb Livsey
Pro Personnel Scout	Jared Jeffries
International Scout	Rafael Juc
Manager of Basketball Analytics	Tommy Balcitis
Head Coach	Michael Malone
Assistant Coaches	Ed Pinckney, Wes Unseld, Jr., Chris Fleming, Micah Nori, Ryan Bowen, Dee Brown, Noel Gillespie, John Beckett
Head Video Coordinator	Daisuke Yoshimoto
Head Athletic Trainer	Dan Shimensky
Assistant Coach/Strength & Conditioning	Steve Hess
Assistant Athletic Trainer/Assistant Strength & Conditioning Coach	Jason Miller
Assistant Strength & Conditioning Coach	Felipe Eichenberger
Equipment Manager	Sparky Gonzales
Media Relations Director	Tim Galt
Media Relations Manager	Nick O'Hayre
Media Relations Coordinator	Cody Wise
Media Relations Associate	Steven Blevins
Home Court	Pepsi Center (19,155)
Radio	Altitude Radio Network, Jason Kosmicki
Cable TV	Altitude Sports & Entertainment, Chris Marlowe, Scott Hastings

BACKGROUND

Founded	1967-68 Denver Rockets, 1974-75 Denver Nuggets, Entered NBA 1976-77
Division	Northwest
2014-15 Record	30-52 (.366) (4th in Northwest Division)
All-Time NBA Record	1,530-1,620 (.486)
2014-15 Playoff Record	None
All-Time NBA Playoff Record	61-101 (.377)
NBA Titles	None
Conference Titles	None
Division Titles	Seven (last: 2009-10)
All-Time ABA Record/Division Titles	413-331 (.560), one Division Title (1975-76)
All-Time ABA Playoff Record/ABA Titles	27-35 (.435), no ABA Titles

HEAT VS. NUGGETS (29-27, HOME: 18-10, AWAY: 11-17)

VS	12/09/88	121-110	(LOSS)
@	12/30/88	109-83	(LOSS)
VS	01/26/89	129-108	(LOSS)
@	02/09/89	117-92	(LOSS)
VS	**03/10/89	131-130	(WIN)
@	**03/18/89	111-105	(LOSS)
1988-89 Overall: 1-5 Home: 1-2 Away: 0-3			
VS	12/23/89	135-104	(LOSS)
@	12/28/89	132-107	(LOSS)
1989-90 Overall: 0-2 Home: 0-1 Away: 0-1			
VS	12/27/90	124-114	(WIN)
VS	02/14/91	141-112	(WIN)
1990-91 Overall: 2-0 Home: 1-0 Away: 1-0			
@	02/26/92	105-98	(WIN)
VS	03/13/92	113-109	(WIN)
1991-92 Overall: 2-0 Home: 1-0 Away: 1-0			
VS	**02/15/93	130-129	(WIN)
@	**03/15/93	103-100	(WIN)
1992-93 Overall: 2-0 Home: 1-0 Away: 1-0			
VS	03/09/94	102-80	(WIN)
@	03/24/94	113-101	(LOSS)
1993-94 Overall: 1-1 Home: 1-0 Away: 0-1			
VS	12/15/94	101-99	(LOSS)
@	03/03/95	100-98	(LOSS)
1994-95 Overall: 0-2 Home: 0-1 Away: 0-1			
@	01/06/96	88-86	(WIN)
VS	02/15/96	97-91	(WIN)
1995-96 Overall: 2-0 Home: 1-0 Away: 1-0			

@	11/19/96	104-86	(WIN)
VS	02/23/97	95-86	(WIN)
1996-97 Overall: 2-0 Home: 1-0 Away: 0-0			
VS	11/15/97	96-93	(WIN)
@	01/09/98	98-79	(WIN)
1997-98 Overall: 2-0 Home: 1-0 Away: 1-0			
VS	03/04/99	95-87	(WIN)
1998-99 Overall: 1-0 Home: 1-0 Away: 0-0			
@	01/14/00	92-87	(WIN)
VS	03/10/00	96-88	(WIN)
1999-00 Overall: 2-0 Home: 1-0 Away: 1-0			
VS	12/06/00	95-78	(WIN)
@	12/12/00	96-85	(WIN)
2000-01 Overall: 2-0 Home: 1-0 Away: 1-0			
@	*01/29/02	100-94	(WIN)
VS	03/16/02	101-76	(WIN)
2001-02 Overall: 2-0 Home: 1-0 Away: 1-0			
@	01/08/03	86-76	(LOSS)
VS	03/08/03	98-92	(LOSS)
2002-03 Overall: 0-2 Home: 0-1 Away: 0-1			
@	01/18/04	88-80	(LOSS)
VS	02/21/04	97-81	(WIN)
2003-04 Overall: 1-1 Home: 1-0 Away: 0-1			
@	12/04/04	104-95	(LOSS)
VS	12/17/04	107-100	(WIN)
2004-05 Overall: 1-1 Home: 1-0 Away: 0-1			

@	12/03/05	101-99	(LOSS)
VS	12/09/05	100-92	(LOSS)
2005-06 Overall: 0-2 Home: 0-1 Away: 0-1			
VS	11/14/06	112-105	(LOSS)
@	12/08/06	123-107	(LOSS)
2006-07 Overall: 0-2 Home: 0-1 Away: 0-1			
@	12/02/07	115-89	(LOSS)
VS	**02/12/08	114-113	(LOSS)
2007-08 Overall: 0-2 Home: 0-1 Away: 0-1			
@	01/07/09	106-97	(LOSS)
VS	02/10/09	99-82	(LOSS)
2008-09 Overall: 0-2 Home: 0-1 Away: 0-1			
VS	11/06/09	96-88	(WIN)
@	12/03/09	114-96	(LOSS)
2009-10 Overall: 1-1 Home: 1-0 Away: 0-1			
@	01/13/11	130-102	(LOSS)
VS	03/19/11	103-98	(WIN)
2010-11 Overall: 1-1 Home: 0-1 Away: 0-1			
@	01/13/12	117-104	(LOSS)
2011-12 Overall: 0-1 Home: 0-0 Away: 0-1			
VS	11/03/12	119-116	(WIN)
@	11/15/12	98-93	(WIN)
2012-13 Overall: 2-0 Home: 1-0 Away: 1-0			
@	12/30/13	97-94	(WIN)
VS	02/14/14	111-107	(LOSS)
2013-14 Overall: 1-1 Home: 0-1 Away: 1-0			
@	12/10/14	102-82	(LOSS)
VS	03/20/15	108-91	(WIN)
2014-15 Overall: 1-1 Home: 1-0 Away: 0-1			

*Overtime **Double Overtime

Management

Players

Review

Records

Playoffs

History

Alt-Time Roster

NBA/NBADL

Opponents

Media



DETROIT PISTONS

6 Championship Drive, Auburn Hills, MI 48326 • (248) 377-0100

2015-16 VS. HEAT

11/25/15 @ DET - 7:30
12/22/15 @ MIA - 7:30

4/5/16 @ MIA - 7:30
4/12/16 @ DET - 7:30

DIRECTORY

Principal Owner Tom Gores
Vice Chairman Arn Tellem
President & CEO, Palace Sports & Entertainment/Pistons Dennis Mannion
President of Basketball Operations/Head Coach Stan Van Gundy
General Manager Jeff Bower
Assistant General Managers Ken Catanella, Jeff Nix, Brian Wright
Executive Director of Basketball Operations Andrew Loomis
Assistant Coaches Bob Beyer, Brendan Malone, Malik Allen, Tim Hardaway, Charles Klask
Shooting Coach Dave Hopla
Director of Player Development Quentin Richardson
Sports Medicine/Head Athletic Trainer Jon Ishop
Strength & Conditioning Coach Anthony Harvey
Director of Team Operations Mike Abdenour
V.P., Public Relations Kevin Grigg
Sr. Director, Public Relations Cletus Lewis, Jr.
Public Relations Coordinators Michelle Fikany, Michael Horan
Home Court The Palace of Auburn Hills (21.165)
Radio Detroit Sports 105.1 FM, George Blaha, Mark Champion, Rick Mahorn
Cable TV FS Detroit, George Blaha, Greg Kelsner

BACKGROUND

Founded 1948-49 Fort Wayne Pistons, 1957-58 Detroit Pistons
Division Central
2014-15 Record 32-50 (.390) (5th in Central Division)
All-Time NBA Record 2,259-2,408 (.484)
2014-15 Playoff Record None
All-Time Playoff Record 171-147 (.538)
NBA Titles Three (last: 2003-04)
Conference Titles Seven (last: 2004-05)
Division Titles 11 (last: 2007-08)

BY THE NUMBERS

HEAT's largest win: 32, 110-78 @ DET, 3/28/14
HEAT's most points: 129, 129-105 @ MIA, 4/23/95
HEAT's fewest points: 62, 93-62 (L) @ DET, 2/17/03

Pistons' largest win: 36, 130-94 @ DET, 11/15/89
Pistons' most points: 130, 130-94 @ DET, 11/15/89
Pistons' fewest points: 65, 92-65 (L) @ DET, 1/29/10

STREAKS

HEAT's Last Win
Overall: 109-102 @ MIA, 3/29/15
Home: 109-102, 3/29/15
Away: 110-78, 3/28/14
HEAT's Last Loss
Overall: 99-98 @ DET, 4/4/15
Home: 107-97, 12/3/13
Away: 99-98, 4/4/15
Longest Winning Streaks
Overall: 8 (3/20/96-2/13/98)
Home: 5 (twice) (last: 12/11/10-3/22/13)
Away: 7 (3/22/09-3/23/12)
Longest Losing Streaks
Overall: 6 (3 times) (last: 4/1/07-2/4/09)
Home: 3 (10/31/03-4/10/05)
Away: 8 (12/20/88-11/12/92)

ALL-TIME SCORERS

Dwyane Wade (MIA) - 40 @ MIA, 3/29/15
Grant Hill (DET) - 41 @ MIA, 11/29/92 (2 OT)

HEAT VS. PISTONS (51-46, HOME: 28-19, AWAY: 23-27)

@	12/20/88	116-100	(LOSS)
VS.	03/05/89	109-100	(LOSS)
1988-89 Overall: 0-2 Home: 0-1 Away: 0-1			
VS.	11/11/89	88-84	(WIN)
@	11/15/89	130-94	(LOSS)
VS.	02/17/90	97-79	(LOSS)
@	02/19/90	94-85	(LOSS)
1989-90 Overall: 1-3 Home: 1-1 Away: 0-2			
@	11/13/90	118-93	(LOSS)
VS.	11/20/90	106-90	(LOSS)
@	01/12/91	109-103	(LOSS)
VS.	02/28/91	100-98	(WIN)
1990-91 Overall: 1-3 Home: 1-1 Away: 0-2			
VS.	11/13/91	107-102	(WIN)
@	01/31/92	109-98	(LOSS)
VS.	02/22/92	107-98	(WIN)
@	04/05/92	104-80	(LOSS)
1991-92 Overall: 2-2 Home: 2-0 Away: 0-2			
@	11/12/92	95-88	(LOSS)
VS.	01/05/93	89-83	(WIN)
@	02/09/93	106-105	(WIN)
VS.	02/17/93	111-107	(WIN)
1992-93 Overall: 3-1 Home: 2-0 Away: 1-1			
@	01/02/94	93-85	(WIN)
VS.	01/21/94	118-98	(LOSS)
@	02/26/94	105-100	(WIN)
VS.	03/29/94	123-115	(LOSS)
1993-94 Overall: 2-2 Home: 0-2 Away: 2-0			
@	11/25/94	111-97	(WIN)
@	01/28/95	89-85	(LOSS)
VS.	02/01/95	98-75	(WIN)
VS.	04/23/95	129-105	(WIN)
1994-95 Overall: 3-1 Home: 2-0 Away: 1-1			
@	11/30/95	118-107	(WIN)
VS.	12/22/95	84-75	(LOSS)
@	03/20/96	102-93	(WIN)
VS.	03/30/96	95-85	(WIN)
1995-96 Overall: 3-1 Home: 1-1 Away: 2-0			
VS.	02/21/97	104-91	(WIN)
@	03/04/97	108-99	(WIN)
@	04/07/97	94-88	(WIN)
VS.	04/10/97	93-83	(WIN)
1996-97 Overall: 4-0 Home: 2-0 Away: 2-0			

@	12/26/97	88-74	(WIN)
VS.	02/13/98	100-86	(WIN)
VS.	03/16/98	103-90	(LOSS)
1997-98 Overall: 2-1 Home: 1-1 Away: 1-0			
VS.	02/05/99	95-81	(LOSS)
@	02/17/99	91-80	(WIN)
@	02/26/99	95-93	(LOSS)
1998-99 Overall: 1-2 Home: 0-1 Away: 1-1			
VS.	**11/02/99	128-122	(WIN)
VS.	01/31/00	104-82	(WIN)
@	02/21/00	95-87	(LOSS)
@	04/12/00	90-73	(LOSS)
1999-00 Overall: 2-2 Home: 2-0 Away: 0-2			
@	*12/30/00	110-102	(WIN)
VS.	01/16/01	93-85	(WIN)
@	*03/02/01	97-93	(WIN)
VS.	03/05/01	87-84	(WIN)
2000-01 Overall: 4-0 Home: 2-0 Away: 2-0			
@	12/30/01	86-80	(LOSS)
@	03/05/02	93-91	(WIN)
VS.	04/02/02	90-87	(LOSS)
2001-02 Overall: 1-2 Home: 0-1 Away: 1-1			
@	11/20/02	79-68	(LOSS)
VS.	11/22/02	75-72	(LOSS)
@	01/14/03	88-85	(WIN)
@	02/17/03	93-62	(LOSS)
2002-03 Overall: 1-3 Home: 1-1 Away: 0-2			
VS.	10/31/03	93-81	(LOSS)
@	12/03/03	87-73	(LOSS)
VS.	*02/02/04	102-100	(LOSS)
@	04/02/04	92-84	(LOSS)
2003-04 Overall: 0-4 Home: 0-2 Away: 0-2			
@	11/26/04	78-77	(LOSS)
@	12/30/04	89-78	(WIN)
VS.	04/10/05	80-72	(LOSS)
2004-05 Overall: 1-2 Home: 0-1 Away: 1-1			
@	12/29/05	106-101	(LOSS)
VS.	02/12/06	100-98	(WIN)
@	03/22/06	82-73	(LOSS)
VS.	04/06/06	95-82	(LOSS)
2005-06 Overall: 1-3 Home: 1-1 Away: 0-2			

VS.	11/30/06	87-85	(LOSS)
VS.	03/02/07	85-82	(WIN)
@	04/01/07	94-88	(LOSS)
2006-07 Overall: 1-2 Home: 1-1 Away: 0-1			
VS.	11/01/07	91-80	(LOSS)
@	02/06/08	100-95	(LOSS)
@	03/27/08	85-69	(LOSS)
VS.	04/06/08	91-75	(LOSS)
2007-08 Overall: 0-4 Home: 0-2 Away: 0-2			
@	02/04/09	93-90	(LOSS)
VS.	02/24/09	103-91	(WIN)
@	03/22/09	101-96	(WIN)
VS.	*04/15/09	102-96	(WIN)
2008-09 Overall: 3-1 Home: 2-0 Away: 1-1			
@	01/29/10	92-65	(WIN)
@	03/31/10	98-81	(WIN)
VS.	04/09/10	106-99	(LOSS)
2009-10 Overall: 2-1 Home: 2-0 Away: 2-0			
VS.	12/01/10	97-72	(WIN)
VS.	01/28/11	88-87	(WIN)
@	02/11/11	106-92	(WIN)
@	03/23/11	100-94	(WIN)
2010-11 Overall: 4-0 Home: 2-0 Away: 2-0			
@	01/25/12	101-98	(WIN)
@	03/23/12	88-73	(WIN)
VS.	04/08/12	98-75	(WIN)
2011-12 Overall: 3-0 Home: 1-0 Away: 2-0			
@	12/28/12	109-99	(LOSS)
VS.	01/25/13	110-88	(WIN)
@	03/22/13	103-89	(WIN)
2012-13 Overall: 2-1 Home: 2-0 Away: 0-1			
VS.	12/03/13	110-97	(LOSS)
@	12/08/13	117-95	(WIN)
VS.	02/03/14	102-96	(WIN)
@	03/28/14	110-78	(WIN)
2013-14 Overall: 3-1 Home: 1-1 Away: 2-0			
@	02/03/15	108-91	(LOSS)
VS.	03/28/15	109-102	(WIN)
@	04/04/15	99-98	(LOSS)
2014-15 Overall: 1-2 Home: 1-0 Away: 0-2			

*Overtime **Double Overtime

GOLDEN STATE WARRIORS

1011 Broadway, Oakland, CA 94607 • (510) 986-2200



2015-16 VS. HEAT

1/11/16 @ GS - 10:30

2/24/16 @ MIA - 7:30

DIRECTORY

Co-Executive Chairman & CEO	Joe Jacob
Co-Executive Chairman	Peter Guber
President & Chief Operating Officer	Bruce Wels
General Manager	Bob Myers
Assistant General Manager	Travis Schlenk
Assistant General Manager	Kirk LaCeb
Director of Player Personnel	Larry Harris
Head Coach	Steve Kerr
Assistant Coaches	Luke Walton, Ron Adams, Jarron Collins
Assistant Coach/Player Development	Bruce Fraser
Head of Physical Performance and Sports Medicine	Lachlan Penfold
VP, Communications	Raymond Ridder
Senior Director, Public Relations	Dan Martinez
Manager, Public Relations	Brett Winkler
Assistant, Public Relations	Matt de Nesnera
Director, Corporate Communications	Lisa Goodwin
Home Court	Oracle Arena (19,596)
Radio	KNBR (680/1050 AM), Tim Roye, Tom Tolbert
Cable TV	Comcast SportsNet Bay Area, Bob Fitzgerald, Jim Barnett, Rosalyn Gold-Onwude

BACKGROUND

Founded	1946-47 Philadelphia Warriors, 1971-72 Golden State Warriors
Division	Pacific
2014-15 Record	67-15 (.817) (1st in the Pacific Division)
All-Time NBA Record	2,517-2,875 (.467)
2014-15 Playoff Record	16-5 (Defeated New Orleans, 4-0, First Round) (Defeated Memphis, 4-2, Western Conference Semifinals) (Defeated Houston, 4-1, Western Conference Finals) (Defeated Cleveland, 4-2, NBA Finals)
All-Time Playoff Record	Four (last: 2014-15)
NBA Titles	Seven (last: 2014-15)
Conference Titles	Eight (last: 2014-15)
Division Titles	

HEAT VS. WARRIORS (27-26, HOME: 15-11, AWAY: 12-15)

VS.	11/18/88	123-117	(LOSS)
@	01/04/89	109-100	(LOSS)
VS.	01/30/89	105-98	(LOSS)
@	04/11/89	114-98	(LOSS)
1988-89 Overall: 0-4 Home: 0-2 Away: 0-2			
@	01/04/90	119-117	(LOSS)
VS.	04/04/90	128-114	(LOSS)
1989-90 Overall: 0-2 Home: 0-1 Away: 0-1			
VS.	12/01/90	137-111	(LOSS)
@	04/03/91	127-114	(LOSS)
1990-91 Overall: 0-2 Home: 0-1 Away: 0-1			
VS.	02/05/92	126-124	(WIN)
@	02/29/92	136-110	(LOSS)
1991-92 Overall: 1-1 Home: 1-0 Away: 0-1			
VS.	11/17/92	125-119	(LOSS)
@	01/07/93	119-105	(LOSS)
1992-93 Overall: 0-2 Home: 0-1 Away: 0-1			
VS.	11/24/93	108-102	(LOSS)
@	01/12/94	100-92	(LOSS)
1993-94 Overall: 0-2 Home: 0-1 Away: 0-1			
@	11/08/94	121-114	(LOSS)
VS.	03/24/95	115-111	(WIN)
1994-95 Overall: 1-1 Home: 1-0 Away: 0-1			
VS.	11/22/95	103-93	(WIN)
@	12/12/95	105-80	(LOSS)
1995-96 Overall: 1-1 Home: 1-0 Away: 0-1			

@	11/26/96	107-88	(WIN)
VS.	*03/19/97	93-91	(WIN)
1996-97 Overall: 2-0 Home: 1-0 Away: 1-0			
@	02/22/98	90-82	(WIN)
VS.	03/20/98	93-87	(WIN)
1997-98 Overall: 2-0 Home: 1-0 Away: 1-0			
NO GAMES			
1998-99 Overall: 0-0 Home: 0-0 Away: 0-0			
@	12/14/99	102-97	(LOSS)
VS.	02/09/00	115-100	(WIN)
1999-00 Overall: 1-1 Home: 1-0 Away: 0-1			
@	12/16/00	93-85	(WIN)
VS.	01/08/01	88-78	(WIN)
2000-01 Overall: 2-0 Home: 1-0 Away: 1-0			
VS.	01/06/02	92-84	(WIN)
@	01/14/02	85-79	(WIN)
2001-02 Overall: 2-0 Home: 1-0 Away: 1-0			
VS.	12/14/02	101-92	(WIN)
@	01/06/03	99-85	(LOSS)
2002-03 Overall: 1-1 Home: 1-0 Away: 0-1			
@	11/21/03	101-91	(LOSS)
VS.	12/21/03	104-93	(WIN)
2003-04 Overall: 1-1 Home: 1-0 Away: 0-1			
@	01/12/05	98-91	(WIN)
VS.	02/07/05	105-96	(WIN)
2004-05 Overall: 2-0 Home: 1-0 Away: 1-0			

@	01/11/06	110-96	(WIN)
VS.	*03/10/06	111-106	(LOSS)
2005-06 Overall: 1-1 Home: 0-1 Away: 1-0			
VS.	12/23/06	105-92	(WIN)
@	01/12/07	118-96	(WIN)
2006-07 Overall: 2-0 Home: 1-0 Away: 1-0			
@	12/07/07	120-113	(LOSS)
VS.	03/07/08	134-99	(LOSS)
2007-08 Overall: 0-2 Home: 0-1 Away: 0-1			
@	*12/01/08	130-129	(WIN)
VS.	12/23/08	96-88	(WIN)
2008-09 Overall: 2-0 Home: 1-0 Away: 1-0			
@	01/13/10	115-102	(WIN)
VS.	03/02/10	110-106	(WIN)
2009-10 Overall: 2-0 Home: 1-0 Away: 1-0			
@	12/10/10	106-84	(WIN)
VS.	01/01/11	114-107	(WIN)
2010-11 Overall: 2-0 Home: 1-0 Away: 1-0			
@	*01/10/12	111-106	(LOSS)
2011-12 Overall: 0-1 Home: 0-0 Away: 0-1			
VS.	12/12/12	97-95	(LOSS)
@	01/16/13	92-75	(WIN)
2012-13 Overall: 1-1 Home: 0-1 Away: 1-0			
VS.	01/02/14	123-114	(LOSS)
@	02/12/14	111-110	(WIN)
2013-14 Overall: 1-1 Home: 0-1 Away: 1-0			
VS.	11/25/14	114-97	(LOSS)
@	01/14/15	104-89	(LOSS)
2014-15 Overall: 0-2 Home: 0-1 Away: 0-1			

*Overtime

BY THE NUMBERS

HEAT's largest win:22, 118-96 @ GS, 1/12/07
HEAT's most points:130, 130-129 (OT) @ GS, 12/1/08
HEAT's fewest points:80, 105-80 (L) @ GS, 12/12/95

Warriors' largest win:35, 134-99 @ MIA, 3/7/08
Warriors' most points:137, 137-111 @ MIA, 12/1/90
Warriors' fewest points:75, 92-75 (L) @ GS, 1/16/13

STREAKS

HEAT's Last Win
Overall:111-110 @ GS, 2/12/14
Home:114-107, 1/1/11
Away:111-110, 2/12/14

HEAT's Last Loss
Overall:104-89 @ GS, 1/14/15
Home:114-97, 11/25/14
Away:104-89, 1/14/15

Longest Winning Streaks
Overall:6 (twice) (last: 12/1/08-11/11/11)
Home:10 (3/24/95-2/7/05)
Away:3 (twice) (last: 12/1/08-12/10/10)

Longest Losing Streaks
Overall:8 (11/18/88-4/3/91)
Home:4 (11/18/88-12/1/90)
Away:9 (1/4/89-12/12/95)

ALL-TIME SCORERS

Dwyane Wade (MIA) - 42 @ MIA, 3/10/06
Jason Richardson (GS) - 44 @ MIA, 3/10/06

2015-16 VS. HEAT

11/1/15 @ MIA – 6:00

2/2/16 @ HOU – 8:00

DIRECTORY

Owner	Leslie Alexander
Chief Executive Officer	Tad Brown
General Manager	Daryl Morey
Head Coach	Kevin McHale
Assistant Coaches	John-Blair Bickerstaff, Greg Buckner, T.R. Dunn, Chris Finch
Senior Consultant	Carroll Dawson
Sr. V.P. Basketball Operations	Keith Jones
Head Athletic Trainer	Jason Biles
Equipment Manager/Basketball Operations Facilities Manager	Anthony Nila
Director of Media & Player Relations	Tracey Hughes
Media Relations Manager	Sean McCloskey
Media Relations Coordinator	Jenny Zehentner
Home Court	Toyota Center (18,023)
Radio	SportsTalk 790 (KBME 790 AM), Craig Ackerman, Joel Blank
Spanish Radio	KEYH (850 AM), Adrian Chavarria
Cable TV	ROOT Sports Southwest, Bill Worrell, Matt Bullard, Clyde Drexler

BACKGROUND

Founded	1967-68 San Diego Rockets, 1971-72 Houston Rockets
Division	Southwest
2014-15 Record	56-26 (.683) (1st in Southwest Division)
All-Time NBA Record	2,011-1,877 (.517)
2014-15 Playoff Record	9-8 (Defeated Dallas, 4-1, First Round) (Defeated L.A. Clippers, 4-3, Western Conference Semifinals) (Lost to Golden State, 4-1, Western Conference Finals)
All-Time Playoff Record	129-137 (.485)
NBA Titles	Two (last: 1994-95)
Conference Titles	Four (last: 1994-95)
Division Titles	Six (last: 2014-15)

BY THE NUMBERS

HEAT's largest win:33, 99-66 @ MIA, 2/9/10
HEAT's most points:125 (twice), 125-119 @ MIA, 3/27/11
HEAT's fewest points:70, 90-70 (L) @ HOU, 11/11/03

Rockets' largest win:38, 132-94 @ HOU, 11/19/89
Rockets' most points:132, 132-94 @ HOU, 11/19/89
Rockets' fewest points:66 (twice), 99-66 (L) @ MIA, 2/9/10

STREAKS

HEAT's Last Win	
Overall:	113-104 @ MIA, 3/16/14
Home:	113-104, 3/16/14
Away:	113-110, 11/12/12
HEAT's Last Loss	
Overall:	115-79 @ HOU, 1/3/15
Home:	108-91, 11/4/14
Away:	115-79, 1/3/15
Longest Winning Streaks	
Overall:	8 (11/8/95-1/6/00)
Home:	5 (twice) (last: 2/9/10-3/16/14)
Away:	3 (three times) (last: 1/15/10-11/12/12)
Longest Losing Streaks	
Overall:	11 (11/19/89-1/11/95)
Home:	5 (3/31/91-12/26/94)
Away:	6 (11/19/89-1/11/95)

ALL-TIME SCORERS

Dwyane Wade (MIA) – 45 @ HOU, 12/29/10
Hakeem Olajuwon (HOU) – 43 @ MIA, 4/8/89 (OT)

HEAT VS. ROCKETS (28-28, HOME: 17-12, AWAY: 11-16)

VS.11/11/88	121-100	(LOSS)
@11/17/88	113-107	(LOSS)
VS.12/27/88	101-93	(LOSS)
@01/24/89	118-93	(LOSS)
VS.04/08/89	107-104	(WIN)
@04/22/89	91-89	(WIN)
1988-89 Overall: 2-4	Home: 1-2	Away: 1-2
VS.11/14/89	101-99	(WIN)
@11/19/89	132-94	(LOSS)
1989-90 Overall: 1-1	Home: 1-0	Away: 0-1
@11/17/90	117-100	(LOSS)
VS.03/31/91	123-103	(LOSS)
1990-91 Overall: 0-2	Home: 0-1	Away: 0-1
VS.*01/10/92	111-107	(LOSS)
@03/05/92	114-93	(LOSS)
1991-92 Overall: 0-2	Home: 0-1	Away: 0-1
VS.11/27/92	101-93	(LOSS)
@03/09/93	104-94	(LOSS)
1992-93 Overall: 0-2	Home: 0-1	Away: 0-1
@*12/09/93	115-109	(LOSS)
VS.12/14/93	97-88	(LOSS)
1993-94 Overall: 0-2	Home: 0-1	Away: 0-1
VS.12/26/94	101-88	(LOSS)
@01/11/95	108-97	(LOSS)
1994-95 Overall: 0-2	Home: 0-1	Away: 0-1
VS.11/08/95	89-82	(WIN)
@03/16/96	121-97	(WIN)
1995-96 Overall: 2-0	Home: 1-0	Away: 1-0

@12/21/96	86-66	(WIN)
VS.03/16/97	101-80	(WIN)
1996-97 Overall: 2-0	Home: 1-0	Away: 1-0
@03/05/98	117-93	(WIN)
VS.03/29/98	109-77	(WIN)
1997-98 Overall: 2-0	Home: 1-0	Away: 1-0
VS.02/20/99	81-71	(WIN)
1998-99 Overall: 1-0	Home: 1-0	Away: 0-0
VS.01/06/00	111-99	(WIN)
@01/23/00	101-88	(LOSS)
1999-00 Overall: 1-1	Home: 1-0	Away: 0-1
VS.11/25/00	91-80	(LOSS)
@01/30/01	103-85	(WIN)
2000-01 Overall: 1-1	Home: 0-1	Away: 1-0
@12/15/01	76-73	(WIN)
VS.**04/09/02	120-117	(WIN)
2001-02 Overall: 2-0	Home: 1-0	Away: 1-0
VS.*12/16/02	105-100	(LOSS)
@02/14/03	94-82	(WIN)
2002-03 Overall: 1-1	Home: 0-1	Away: 1-0
@11/11/03	90-70	(LOSS)
VS.01/26/04	95-81	(WIN)
2003-04 Overall: 1-1	Home: 1-0	Away: 0-1
VS.01/30/05	104-95	(WIN)
@03/22/05	84-82	(LOSS)
2004-05 Overall: 1-1	Home: 1-0	Away: 0-1

VS.11/10/05	88-84	(WIN)
@01/29/06	101-95	(WIN)
2005-06 Overall: 2-0	Home: 1-0	Away: 1-0
VS.11/12/06	94-72	(LOSS)
@02/21/07	112-102	(LOSS)
2006-07 Overall: 0-2	Home: 0-1	Away: 0-1
VS.11/23/07	98-91	(WIN)
@02/21/08	112-100	(LOSS)
2007-08 Overall: 1-1	Home: 1-0	Away: 0-1
VS.11/24/08	107-98	(LOSS)
@01/17/09	93-86	(LOSS)
2008-09 Overall: 0-2	Home: 0-1	Away: 0-1
@01/15/10	115-102	(WIN)
VS.02/09/10	99-66	(WIN)
2009-10 Overall: 2-0	Home: 1-0	Away: 1-0
@12/29/10	125-119	(WIN)
VS.03/27/11	125-119	(WIN)
2010-11 Overall: 2-0	Home: 1-0	Away: 1-0
VS.04/22/12	97-88	(WIN)
2011-12 Overall: 1-0	Home: 1-0	Away: 0-0
@11/12/12	113-110	(WIN)
VS.02/06/13	114-108	(WIN)
2012-13 Overall: 2-0	Home: 1-0	Away: 1-0
@03/04/14	106-103	(LOSS)
VS.03/16/14	113-104	(WIN)
2013-14 Overall: 1-1	Home: 1-0	Away: 0-1
VS.11/04/14	108-91	(LOSS)
@01/03/15	115-79	(LOSS)
2014-15 Overall: 0-2	Home: 0-1	Away: 0-1

*Overtime **Double Overtime

INDIANA PACERS

125 S. Pennsylvania Street, Indianapolis, IN 46204 • (317) 917-2500



2015-16 VS. HEAT

11/6/15 @ IND - 8:00 1/4/16 @ MIA - 7:30
12/11/15 @ IND - 7:00 2/22/16 @ MIA - 7:30

DIRECTORY

Owner, Chairman and CEO.....Herbert Simon
Vice Chairman.....Jim Morris
President, Basketball Operations.....Larry Bird
Executive VP of Basketball Operations/General Manager.....Kevin Pritchard
Consultant, Basketball Operations.....Donnie Walsh
Head Coach.....Frank Vogel
Associate Head Coach.....Nate McMillan
Assistant Coaches.....Dan Burke, Popeye Jones
Advance Scout.....Jimmy Powell
Senior Director of Medical Operations/Head Athletic Trainer.....Josh Corbell
Equipment Manager.....Josh Conder
Director, Indiana Pacers Media Relations.....David Benner
Senior Public Information Manager.....Kris Myers
Media Relations Assistant.....Wes Kaminski
Home Court.....Banker's Life Fieldhouse (18,165)
Radio.....1070 The Fan (1070 AM)/93.5 FM, Mark Boyle, Bob Leonard
Cable TV.....FSN Indiana, Quinn Buckner, Chris Denari, Jeremiah Johnson

BACKGROUND

Founded.....1967-68, Entered NBA 1976-77
Division.....Central
2014-15 Record.....38-44 (.463) (4th in the Central Division)
All-Time NBA Record.....1,561-1,588 (.496)
2014-15 Playoff Record.....None
All-Time NBA Playoff Record.....109-106 (.507)
NBA Titles.....None
Conference Titles.....One (1999-00)
Division Titles.....Six (last: 2013-14)
All-Time NBA Record/Division Titles.....427-317 (.573), three Division Titles (last: 1970-71)
All-Time NBA Playoff Record/ABA Titles.....69-50 (.580), three ABA Titles (last: 1972-73)

HEAT VS. PACERS (41-58, HOME: 32-17, AWAY: 9-41)

VS. **01/15/89	118-117	(WIN)
@ 03/29/89	96-89	(LOSS)
1988-89 Overall: 1-1 Home: 1-0 Away: 0-1		
@ 11/10/89	102-98	(LOSS)
VS. 01/17/90	121-111	(WIN)
@ 01/26/90	115-105	(LOSS)
VS. 03/20/90	112-98	(LOSS)
1989-90 Overall: 1-3 Home: 1-1 Away: 0-2		
VS. 11/10/90	120-105	(WIN)
@ 11/16/90	106-80	(LOSS)
VS. 02/01/91	116-113	(WIN)
@ 03/20/91	117-107	(LOSS)
1990-91 Overall: 2-2 Home: 2-0 Away: 0-2		
@ 11/23/91	119-83	(LOSS)
VS. *12/18/91	118-112	(WIN)
@ 01/18/92	127-103	(LOSS)
VS. *03/18/92	116-111	(LOSS)
1991-92 Overall: 1-3 Home: 1-1 Away: 0-2		
@ 11/24/92	114-82	(LOSS)
VS. 11/25/92	110-93	(WIN)
VS. 03/07/93	114-99	(WIN)
@ 04/24/93	94-88	(LOSS)
1992-93 Overall: 2-2 Home: 2-0 Away: 0-2		
@ 01/19/94	109-92	(LOSS)
VS. 02/09/94	102-98	(LOSS)
VS. 04/01/94	101-91	(WIN)
@ 04/23/94	114-81	(WIN)
1993-94 Overall: 1-3 Home: 1-1 Away: 0-2		
@ 12/10/94	117-103	(LOSS)
VS. 01/24/95	107-96	(WIN)
@ 02/19/95	106-87	(LOSS)
VS. *03/21/95	97-95	(WIN)
1994-95 Overall: 2-2 Home: 2-0 Away: 0-2		
VS. 11/15/95	103-97	(LOSS)
@ 12/28/95	91-77	(LOSS)
@ 04/06/96	99-95	(LOSS)
1995-96 Overall: 0-3 Home: 0-1 Away: 0-2		
VS. 12/02/96	97-95	(WIN)
VS. 12/17/96	103-89	(LOSS)
VS. 02/13/97	106-90	(WIN)
@ 04/03/97	92-78	(WIN)
1996-97 Overall: 3-1 Home: 1-1 Away: 2-0		

@ 11/14/97	82-78	(LOSS)
@ 12/12/97	104-89	(LOSS)
VS. 12/28/97	101-90	(WIN)
VS. 02/11/98	110-101	(LOSS)
1997-98 Overall: 1-3 Home: 1-1 Away: 0-2		
@ 02/16/99	89-78	(WIN)
@ 03/07/99	85-72	(LOSS)
VS. 03/20/99	94-89	(LOSS)
VS. 04/18/99	92-88	(WIN)
1998-99 Overall: 2-2 Home: 1-1 Away: 1-1		
VS. 11/09/99	113-101	(WIN)
@ 01/29/00	94-84	(LOSS)
@ 03/12/00	105-96	(WIN)
VS. 04/14/00	105-101	(LOSS)
1999-00 Overall: 2-2 Home: 1-1 Away: 1-1		
VS. 12/27/00	91-79	(WIN)
@ 01/13/01	87-71	(LOSS)
VS. 02/06/01	102-89	(WIN)
2000-01 Overall: 2-1 Home: 2-0 Away: 0-1		
@ 12/31/01	89-87	(WIN)
VS. 01/19/02	100-88	(WIN)
VS. 03/22/02	104-94	(LOSS)
@ 03/31/02	100-81	(LOSS)
2001-02 Overall: 2-2 Home: 1-1 Away: 1-1		
VS. 11/05/02	83-79	(LOSS)
@ 01/15/03	104-81	(LOSS)
VS. 01/27/03	102-95	(LOSS)
@ 04/06/03	90-69	(LOSS)
2002-03 Overall: 0-4 Home: 0-2 Away: 0-2		
VS. 01/05/04	87-65	(LOSS)
@ 02/08/04	97-91	(LOSS)
@ 03/28/04	87-80	(LOSS)
2003-04 Overall: 0-3 Home: 0-1 Away: 0-2		
@ *01/21/05	106-100	(LOSS)
@ *02/23/05	93-91	(LOSS)
@ *03/01/05	114-106	(LOSS)
VS. 04/17/05	84-80	(WIN)
2004-05 Overall: 1-3 Home: 1-1 Away: 0-2		
VS. 11/03/05	105-102	(LOSS)
@ 11/09/05	95-90	(LOSS)
VS. 03/27/06	96-91	(WIN)
2005-06 Overall: 1-2 Home: 1-1 Away: 0-1		

BY THE NUMBERS

HEAT's largest win:35, 118-83 @ MIA, 1/4/12
HEAT's most points:121, 121-111 @ MIA, 1/17/90
HEAT's fewest points:65, 87-65 (L) @ MIA, 1/5/04

Pacers' largest win:36, 119-83 @ IND, 11/23/91
Pacers' most points:127, 127-103 @ IND, 1/18/92
Pacers' fewest points: 78 (twice), 89-78 (L) @ IND, 2/16/99

STREAKS

HEAT's Last Win
Overall:89-87 @ MIA, 1/23/15
Home:89-87, 1/23/15
Away:105-90, 2/14/12

HEAT's Last Loss
Overall:112-89 @ IND, 4/5/15
Home:81-75, 11/12/14
Away:112-89, 4/5/15

Longest Winning Streaks
Overall:5 (2/8/11-3/10/12)
Home:6 (2/8/11-4/11/14)
Away:4 (10/30/09-2/14/12)

Longest Losing Streaks
Overall:12 (3/22/02-3/31/05)
Home:5 (3/22/02-1/21/05)
Away:15 (3/29/89-4/6/96)

ALL-TIME SCORERS

Dwyane Wade (MIA) - 43 @ IND, 4/2/10 (OT)
Reggie Miller (IND) - 40 @ IND, 4/6/96

VS. 01/18/07	104-101	(WIN)
@ *01/24/07	96-94	(LOSS)
@ 03/23/07	95-70	(LOSS)
VS. 04/13/07	100-96	(WIN)
2006-07 Overall: 2-2 Home: 2-0 Away: 0-2		
@ 11/02/07	87-85	(LOSS)
VS. 12/15/07	106-103	(LOSS)
VS. 01/26/08	98-96	(WIN)
@ 03/31/08	105-85	(LOSS)
2007-08 Overall: 1-3 Home: 1-1 Away: 0-2		
VS. 11/22/08	109-100	(WIN)
@ 01/30/09	114-103	(LOSS)
@ 03/25/09	90-88	(LOSS)
2008-09 Overall: 1-2 Home: 1-0 Away: 0-2		
@ 10/30/09	96-83	(WIN)
VS. 12/27/09	114-80	(WIN)
VS. 01/19/10	113-83	(WIN)
@ *04/02/10	105-96	(WIN)
2009-10 Overall: 4-0 Home: 2-0 Away: 2-0		
VS. 11/22/10	93-77	(LOSS)
VS. 02/08/11	117-112	(WIN)
@ 02/15/11	110-103	(WIN)
2010-11 Overall: 2-1 Home: 1-1 Away: 1-0		
VS. 01/14/12	118-83	(WIN)
@ 02/14/12	105-90	(WIN)
VS. *03/10/12	93-91	(WIN)
@ 03/26/12	105-90	(LOSS)
2011-12 Overall: 3-1 Home: 2-0 Away: 1-1		
@ 01/08/13	87-77	(LOSS)
@ 02/01/13	102-89	(LOSS)
VS. 03/10/13	105-91	(WIN)
2012-13 Overall: 1-2 Home: 1-0 Away: 0-2		
@ 12/10/13	90-84	(LOSS)
VS. 12/18/13	97-94	(WIN)
@ 03/26/14	84-83	(LOSS)
VS. 04/11/14	98-86	(WIN)
2013-14 Overall: 2-2 Home: 2-0 Away: 0-2		
VS. 11/12/14	81-75	(LOSS)
@ 12/31/14	106-95	(LOSS)
VS. 01/23/15	89-87	(WIN)
@ 04/05/15	112-89	(LOSS)
2014-15 Overall: 1-3 Home: 1-1 Away: 0-2		

*Overtime **Double Overtime



LOS ANGELES CLIPPERS

Los Angeles Clippers Training Center, 6951 South Centinela Avenue, Playa Vista, CA 90094 • (310) 862-6000

2015-16 VS. HEAT

1/13/16 @ LAC – 10:30

2/7/16 @ MIA – 2:00

DIRECTORY

Owner	Steve Ballmer
President, Basketball Operations & Head Coach	Glenn "Doc" Rivers
General Manager	Dave Wohl
Assistant General Manager	Gary Sacks
Assistant General Manager	Gerald Madkins
Assistant Coaches	Mike Woodson, Sam Cassell, Armond Hill, Brendan O'Connor, Kevin Eastman
Player Development	J.P. Clark, Dave Severns
Shooting Coach	Bob Thate
Director of Medical Services & Head Athletic Trainer	Jasen Powell
Strength & Conditioning Coach	Richard Williams
Assistant Strength & Conditioning Coach	Brent Tanaka
Assistant Athletic Trainer/Travel Manager	Joe Resendez
Equipment Manager	Pete Serrano
V.P., Basketball Communications	Seth Burton
Director, Communications	Dennis Rogers
Assistant Directors, Communications	Ta Nisha Cooper, Steven Esparza
Communications Manager	Aubrey Freckman
Home Court	STAPLES Center (19,060)
Radio	KFWB, The Beast 980 (980 AM), Brian Sieman, Ralph Lawler, Michael Smith
Spanish Radio	ESPN Deportes (1330 AM), Armando Garcia
Cable TV	Prime Ticket, Ralph Lawler, Michael Smith

BACKGROUND

Founded	1970-71 Buffalo Braves, 1977-78 San Diego Clippers, 1984-85 Los Angeles Clippers
Division	Pacific
2014-15 Record	56-26 (.683) (2nd in the Pacific Division)
All-Time NBA Record	1,416-2,226 (.389)
2014-15 Playoff Record	7-7 (Defeated San Antonio, 4-3, First Round)
	(Lost to Houston, 4-3, Western Conference Semifinals)
All-Time Playoff Record	39-52 (.429)
NBA Titles	None
Conference Titles	None
Division Titles	Two (last: 2013-14)

BY THE NUMBERS

HEAT's largest win:43, 126-83 @ MIA, 12/29/94
 HEAT's most points:133, 133-117 @ LAC, 3/18/93
 HEAT's fewest points:80, 89-80 (L) @ LAC, 12/4/02

Clippers' largest win:20, 111-91 @ MIA, 11/5/88
 Clippers' most points:126, 126-124 @ MIA, 1/18/94
 Clippers' fewest points:79, 97-79 (L) @ MIA, 2/6/11

STREAKS

HEAT's Last Win	
Overall:	104-90 @ LAC, 1/11/15
Home:	102-97, 11/7/13
Away:	104-90, 1/11/15
HEAT's Last Loss	
Overall:	110-93 @ MIA, 11/20/14
Home:	110-93, 11/20/14
Away:	107-100, 11/14/12
Longest Winning Streaks	
Overall:	9 (12/30/95-2/13/01)
Home:	6 (12/29/94-2/13/01)
Away:	4 (twice) (last: 11/27/96-12/13/00)
Longest Losing Streaks	
Overall:	4 (12/4/01-12/4/02)
Home:	2 (twice) (last: 1/3/07-3/10/08)
Away:	5 (11/29/08-11/14/12)

ALL-TIME SCORERS

Glenn Rice (MIA) – 45 @ LAC, 3/17/95
 Blake Griffin (LAC) – 43 @ LAC, 2/5/14

HEAT VS. CLIPPERS (33-20, HOME: 18-8, AWAY: 15-12)

VS.	11/05/88	111-91	(LOSS)
@	12/14/88	89-88	(WIN)
VS.	02/24/89	111-91	(WIN)
@	03/15/89	109-103	(WIN)
1988-89 Overall:	3-1	Home: 1-1	Away: 2-0
VS.	02/02/90	126-91	(WIN)
@	*03/14/90	113-108	(WIN)
1989-90 Overall:	2-0	Home: 1-0	Away: 1-0
@	12/30/90	112-97	(WIN)
VS.	03/05/91	116-113	(WIN)
1990-91 Overall:	2-0	Home: 1-0	Away: 1-0
@	02/28/92	108-92	(LOSS)
VS.	03/03/92	117-116	(LOSS)
1991-92 Overall:	0-2	Home: 0-1	Away: 0-1
VS.	03/05/93	109-105	(WIN)
@	03/18/93	133-117	(WIN)
1992-93 Overall:	2-0	Home: 1-0	Away: 1-0
@	01/08/94	109-90	(WIN)
VS.	01/18/94	126-124	(LOSS)
1993-94 Overall:	1-1	Home: 0-1	Away: 1-0
VS.	12/29/94	126-83	(WIN)
@	03/17/95	120-98	(WIN)
1994-95 Overall:	2-0	Home: 1-0	Away: 1-0
@	12/14/95	89-84	(LOSS)
VS.	12/30/95	105-96	(WIN)
1995-96 Overall:	1-1	Home: 1-0	Away: 0-1

@	11/27/96	98-82	(WIN)
VS.	04/01/97	97-87	(WIN)
1996-97 Overall:	2-0	Home: 1-0	Away: 1-0
VS.	11/19/97	122-113	(WIN)
@	02/19/98	89-80	(WIN)
1997-98 Overall:	2-0	Home: 1-0	Away: 1-0
NO GAMES			
1998-99 Overall:	0-0	Home: 0-0	Away: 0-0
@	12/06/99	99-91	(WIN)
VS.	02/15/00	107-88	(WIN)
1999-00 Overall:	2-0	Home: 1-0	Away: 1-0
@	*12/13/00	94-88	(WIN)
VS.	*02/13/01	101-99	(WIN)
2000-01 Overall:	2-0	Home: 1-0	Away: 1-0
@	12/04/01	87-83	(LOSS)
VS.	02/20/02	81-71	(LOSS)
2001-02 Overall:	0-2	Home: 0-1	Away: 0-1
VS.	11/12/02	101-82	(LOSS)
@	12/04/02	89-80	(LOSS)
2002-03 Overall:	0-2	Home: 0-1	Away: 0-1
@	01/16/04	87-85	(WIN)
VS.	01/30/04	97-88	(WIN)
2003-04 Overall:	2-0	Home: 1-0	Away: 1-0
@	*01/14/05	114-112	(LOSS)
VS.	02/16/05	113-95	(WIN)
2004-05 Overall:	1-1	Home: 1-0	Away: 0-1

@	12/05/05	99-89	(LOSS)
VS.	01/30/06	118-114	(WIN)
2005-06 Overall:	1-1	Home: 0-0	Away: 0-1
@	12/05/06	101-97	(LOSS)
VS.	01/03/07	110-95	(LOSS)
2006-07 Overall:	0-2	Home: 0-1	Away: 0-1
@	12/09/07	100-94	(WIN)
VS.	03/10/08	99-98	(LOSS)
2007-08 Overall:	1-1	Home: 0-1	Away: 1-0
@	11/29/08	97-96	(LOSS)
VS.	02/02/09	119-95	(WIN)
2008-09 Overall:	1-1	Home: 1-0	Away: 0-1
@	01/10/10	94-84	(LOSS)
VS.	03/10/10	108-87	(WIN)
2009-10 Overall:	1-1	Home: 1-0	Away: 0-1
@	01/12/11	111-105	(LOSS)
VS.	02/06/11	97-79	(WIN)
2010-11 Overall:	1-1	Home: 1-0	Away: 0-1
@	*01/11/12	95-89	(LOSS)
2011-12 Overall:	0-1	Home: 0-0	Away: 0-1
@	11/14/12	107-100	(LOSS)
VS.	02/08/13	111-89	(WIN)
2012-13 Overall:	1-1	Home: 1-0	Away: 1-0
VS.	11/07/13	102-97	(WIN)
@	02/05/14	116-112	(WIN)
2013-14 Overall:	2-0	Home: 1-0	Away: 1-0
VS.	11/20/14	110-93	(LOSS)
@	01/11/15	104-90	(WIN)
2014-15 Overall:	1-1	Home: 0-1	Away: 1-0

*Overtime **Double Overtime

LOS ANGELES LAKERS



555 North Nash Street, El Segundo, CA 90245 • (310) 426-6000

2015-16 VS. HEAT

11/10/15 @ MIA - 7:30

3/30/16 @ LA - 10:30

DIRECTORY

President/Governor	Jeanie Buss
Executive V.P., Basketball Operations/Alternate Governor	Jim Buss
General Manager	Mitch Kupchak
Head Coach	Byron Scott
Assistant Coaches	Paul Pressey, Jim Eynen, Mark Madsen
Assistant Coach/Director of Basketball Strategy	Clay Madsen
Assistant Coach/Director of Player Development	Larry Lewis
Assistant Coach/Player Development	Gary Vitti
Athletic Trainer	Tim DiFrancesco
Strength & Conditioning Coach	Tom Bialaszewski
Video Coordinator/Coach	J.J. Outlaw
Video Coordinator/Player Development	Carlos Maples
Equipment Manager	John Black
V.P., Public Relations	Alison Bogli
Senior Manager, Public Relations	Calder Hynes
Manager, Public Relations	Daniel Ramirez
Coordinator, Public Relations	Matt Fleer
Assistant, Public Relations	STAPLES Center (18,997)
Home Court	ESPANLA Radio (710 AM), John Ireland, Mychal Thompson
Radio	ESPN Deportes (1330 AM), Fernando Gonzalez, Jose "Pepe" Mantilla
Spanish Radio	Time Warner Cable SportsNet, Bill Macdonald, Stu Lantz
Cable TV	Time Warner Cable Deportes, Adrian Garcia Marquez, Francisco Pinto
Spanish TV	

BACKGROUND

Founded	1948-49 Minneapolis Lakers, 1960-61 Los Angeles Lakers
Division	Pacific
2014-15 Record	21-61 (.256) (5th in the Pacific Division)
All-Time NBA Record	3,218-2,069 (.609)
2014-15 Playoff Record	None
All-Time Playoff Record	438-296 (.597)
NBA Titles	16 (last: 2009-10)
Conference Titles	31 (last: 2009-10)
Division Titles	32 (last: 2011-12)

BY THE NUMBERS

HEAT's largest win:17 (twice), 103-86 @ MIA, 11/25/97
HEAT's most points:118, 124-118 (OT-L) @ LAL, 1/15/07
HEAT's fewest points:75, 102-75 (L) @ MIA, 12/13/89

Lakers' largest win:47, 138-91 @ MIA, 11/23/88
Lakers' most points:138, 138-91 @ MIA, 11/23/88
Lakers' fewest points:80, 96-80 (L) @ LAL, 12/25/10

STREAKS

HEAT's Last Win	
Overall:	100-94 @ MIA, 3/4/15
Home:	100-94, 3/4/15
Away:	78-75, 1/13/15
HEAT's Last Loss	
Overall:	93-83 @ LAL, 3/4/12
Home:	104-94, 2/10/08
Away:	93-83, 3/4/12
Longest Winning Streaks	
Overall:	6 (1/17/13-present)
Home:	7 (12/19/08-present)
Away:	3 (1/17/13-present)
Longest Losing Streaks	
Overall:	10 (11/23/88-15/92)
Home:	5 (11/23/88-11/27/91)
Away:	6 (3/21/94-3/5/00)

ALL-TIME SCORERS

Dwanye Wade (MIA) - 40 @ MIA, 12/25/06
Kobe Bryant (LAL) - 42 @ LAL, 12/25/04 (OT)

HEAT VS. LAKERS (24-30, HOME: 16-11, AWAY: 8-19)

VS.11/23/88	138-91	(LOSS)
@01/06/89	118-86	(LOSS)
VS.03/08/89	127-87	(LOSS)
@04/16/89	121-108	(LOSS)
1988-89 Overall: 0-4	Home: 0-2	Away: 0-2
VS.12/13/89	102-75	(LOSS)
@01/07/90	132-93	(LOSS)
1989-90 Overall: 0-2	Home: 0-1	Away: 0-1
VS.03/12/91	102-95	(LOSS)
@04/05/91	108-87	(LOSS)
1990-91 Overall: 0-2	Home: 0-1	Away: 0-1
VS.11/27/91	89-87	(LOSS)
@01/05/92	123-111	(LOSS)
1991-92 Overall: 0-2	Home: 0-1	Away: 0-1
VS.12/28/92	107-96	(WIN)
@01/10/93	101-89	(WIN)
1992-93 Overall: 2-0	Home: 1-0	Away: 1-0
VS.12/23/93	109-92	(WIN)
@03/21/94	84-81	(LOSS)
1993-94 Overall: 1-1	Home: 1-0	Away: 0-1
@01/08/95	122-105	(LOSS)
VS.03/07/95	110-104	(WIN)
1994-95 Overall: 1-1	Home: 1-0	Away: 0-1
@01/15/96	96-88	(LOSS)
VS.03/27/96	106-95	(LOSS)
1995-96 Overall: 0-2	Home: 0-1	Away: 0-1

@01/10/97	94-85	(LOSS)
VS.03/21/97	98-97	(WIN)
1996-97 Overall: 1-1	Home: 1-0	Away: 0-1
VS.11/25/97	103-86	(WIN)
@01/17/98	108-99	(LOSS)
1997-98 Overall: 1-1	Home: 1-0	Away: 0-1
NO GAMES		
1998-99 Overall: 0-0	Home: 0-0	Away: 0-0
@03/05/00	93-80	(LOSS)
VS.03/20/00	100-89	(LOSS)
1999-00 Overall: 0-2	Home: 0-1	Away: 0-1
VS.12/19/00	81-79	(LOSS)
@01/21/01	103-92	(WIN)
2000-01 Overall: 1-1	Home: 0-1	Away: 1-0
@01/16/02	102-96	(WIN)
VS.04/07/02	96-88	(LOSS)
2001-02 Overall: 1-1	Home: 0-1	Away: 1-0
VS.11/26/02	97-85	(WIN)
@12/12/03	106-81	(LOSS)
2002-03 Overall: 1-1	Home: 1-0	Away: 0-1
@11/16/03	99-77	(LOSS)
VS.12/10/04	98-83	(LOSS)
2003-04 Overall: 0-2	Home: 0-1	Away: 0-1
@12/25/04	104-102	(WIN)
VS.03/17/05	102-89	(WIN)
2004-05 Overall: 2-0	Home: 1-0	Away: 1-0

VS.12/25/05	97-92	(WIN)
@01/16/06	100-92	(LOSS)
2005-06 Overall: 1-1	Home: 1-0	Away: 0-1
VS.12/25/06	101-85	(WIN)
@01/15/07	124-118	(LOSS)
2006-07 Overall: 1-1	Home: 1-0	Away: 0-1
VS.02/10/08	104-94	(LOSS)
@02/28/08	106-88	(LOSS)
2007-08 Overall: 0-2	Home: 0-1	Away: 0-1
VS.12/19/08	89-87	(WIN)
@01/11/09	108-105	(LOSS)
2008-09 Overall: 1-1	Home: 1-0	Away: 0-1
@12/04/09	108-107	(LOSS)
VS.03/04/10	114-111	(WIN)
2009-10 Overall: 1-1	Home: 1-0	Away: 0-1
@12/25/10	96-80	(WIN)
VS.03/10/11	94-88	(WIN)
2010-11 Overall: 2-0	Home: 1-0	Away: 1-0
VS.01/19/12	98-87	(WIN)
@03/04/12	93-83	(LOSS)
2011-12 Overall: 1-1	Home: 1-0	Away: 0-1
@01/17/13	99-90	(WIN)
VS.02/10/13	107-97	(WIN)
2012-13 Overall: 2-0	Home: 1-0	Away: 1-0
@12/25/13	101-95	(WIN)
VS.01/23/14	109-102	(WIN)
2013-14 Overall: 2-0	Home: 1-0	Away: 1-0
@01/13/15	78-75	(WIN)
VS.03/04/15	100-94	(WIN)
2014-15 Overall: 2-0	Home: 1-0	Away: 1-0

*Overtime



MEMPHIS GRIZZLIES

191 Beale Street, Memphis, TN 38103 • (901) 205-1234

2015-16 VS. HEAT

12/13/15 @ MIA – 6:00

12/29/15 @ MEM – 8:00

DIRECTORY

Controlling Owner	Robert Pera
Director	Joe Abadi
General Manager	Chris Wallace
V.P., Basketball Operations	John Hollinger
Executive V.P. of Player Personnel	Ed Stefanski
Director of Team Operations	Chantal Hassard
Director of Scouting	David Minberg
Basketball Operations Assistant/Scout	Glynn Cyriien
Head Coach	Dave Joerg
Assistant Coaches	Elston Turner, Jeff Bzdelik, Bob Thornton, Shawn Respert, Duane Ticknor
Assistant Coach/Advance Scout	Jason March
Director of Player Development	John Townsend
Head Athletic Trainer/V.P. of Player Care	Drew Graham
Assistant Athletic Trainer	Jim Scholler
Physical Therapist	John Faltus
Strength & Conditioning Coach	Chattin Hill
Assistant Strength & Conditioning Coach	Sheldon Miller
Equipment Manager & Travel Coordinator	Charles Sweeney
Team Facilities Manager	Vince Ford
Coordinator, Basketball Operations and Analytics	Daniel Marcus
Coordinator, Basketball Operations	Chris Pongrass
V.P., Marketing Communications and Broadcast	John Pugliese
Director, Communications & Publications	Jason Wallace
Senior Coordinator, Communications & Publications	Ross Wooden
Coordinator, Communications & Publications	Kerri Harper
Home Court	FedExForum (18,119)
Radio	WMFS (ESPN 92.9 FM/680 AM), Eric Hasseltine, Hank McDowell, Elliot Perry
Cable TV	FOX Sports Southeast, Pete Pranica, Sean Tuohy, Brevin Knight, Rob Fischer, Chris Vernon

BACKGROUND

Founded	1995-96 Vancouver Grizzlies, 2001-02 Memphis Grizzlies
Division	Southwest
2014-15 Record	55-27 (.671) (Tied for 2nd in the Southwest Division)
All-Time NBA Record	652-940 (.410)
2014-15 Playoff Record	6-5 (Defeated Portland, 4-1, First Round) (Lost to Golden State, 4-2, Western Conference Semifinals)
All-Time Playoff Record	27-38 (.415)
NBA Titles	None
Conference Titles	None
Division Titles	None

BY THE NUMBERS

HEAT's largest win:33, 118-85 @ MIA, 3/12/11
HEAT's most points:118, 118-85 @ MIA, 3/12/11
HEAT's fewest points:65, 69-65 (L) @ VAN, 1/13/96

Grizzlies' largest win:28, 118-90 @ MIA, 12/13/09
Grizzlies' most points: ...126, 126-116 (OT) @ MEM, 2/28/03
Grizzlies' fewest points:69, 69-65 @ VAN, 1/13/96

STREAKS

HEAT's Last Win

Overall:91-86 @ MIA, 3/21/14
Home:91-86, 3/21/14
Away:100-87 (2 OT), 2/19/10

HEAT's Last Loss

Overall:103-95 @ MIA, 12/27/14
Home:103-95, 12/27/14
Away:103-87, 12/7/14

Longest Winning Streaks

Overall:4 (twice) (last: 11/2/05-12/16/06)
Home:4 (12/12/03-12/16/06)
Away:5 (11/20/96-3/9/02)

Longest Losing Streaks

Overall:3 (twice) (last: 4/9/14-present)
Home:2 (12/28/01-12/10/02)
Away:4 (11/20/10-present)

ALL-TIME SCORERS

Dwyane Wade (MIA) – 41 @ MIA, 12/16/06
Rudy Gay (MEM) – 41 @ MIA, 12/13/09

HEAT VS. GRIZZLIES (20-17, HOME: 12-7, AWAY: 8-10)

VS.11/25/95	111-91	(WIN)
@01/13/96	69-65	(LOSS)
1995-96 Overall: 1-1	Home: 1-0	Away: 0-1
@11/20/96	94-75	(WIN)
VS.03/14/97	88-82	(WIN)
1996-97 Overall: 2-0	Home: 1-0	Away: 1-0
@01/11/98	96-90	(WIN)
VS.03/18/98	94-91	(WIN)
1997-98 Overall: 2-0	Home: 1-0	Away: 1-0
NO GAMES		
1998-99 Overall: 0-0	Home: 0-0	Away: 0-0
VS.01/04/00	91-87	(LOSS)
@01/16/00	94-83	(WIN)
1999-00 Overall: 1-1	Home: 0-1	Away: 1-0
@01/19/01	97-86	(WIN)
VS.03/17/01	95-81	(WIN)
2000-01 Overall: 2-0	Home: 1-0	Away: 1-0
VS.12/28/01	91-86	(LOSS)
@03/08/02	93-88	(WIN)
2001-02 Overall: 1-1	Home: 0-1	Away: 1-0
VS.12/10/02	107-96	(LOSS)
@02/28/03	126-116	(LOSS)
2002-03 Overall: 0-2	Home: 0-1	Away: 0-1
VS.12/12/03	91-88	(WIN)
@12/19/03	97-83	(LOSS)
2003-04 Overall: 1-1	Home: 1-0	Away: 0-1

VS.12/10/04	92-84	(WIN)
@04/08/05	97-81	(LOSS)
2004-05 Overall: 1-1	Home: 1-0	Away: 0-1
@11/02/05	97-78	(WIN)
VS.01/24/06	94-82	(WIN)
2005-06 Overall: 2-0	Home: 1-0	Away: 1-0
@12/02/06	98-97	(WIN)
VS.12/16/06	98-90	(WIN)
2006-07 Overall: 2-0	Home: 1-0	Away: 1-0
@01/06/08	101-94	(LOSS)
VS.04/11/08	96-91	(LOSS)
2007-08 Overall: 0-2	Home: 0-1	Away: 0-1
@12/14/08	102-86	(LOSS)
VS.03/23/09	94-82	(WIN)
2008-09 Overall: 1-1	Home: 1-0	Away: 0-1
VS.12/13/09	118-90	(LOSS)
@02/19/10	100-87	(WIN)
2009-10 Overall: 1-1	Home: 0-1	Away: 1-0
@11/20/10	97-95	(LOSS)
VS.03/12/11	118-85	(WIN)
2010-11 Overall: 1-1	Home: 1-0	Away: 0-1
VS.04/06/12	97-82	(LOSS)
2011-12 Overall: 0-1	Home: 0-1	Away: 0-0
@11/11/12	104-86	(LOSS)
VS.03/01/13	98-91	(WIN)
2012-13 Overall: 1-1	Home: 1-0	Away: 0-1

VS.03/21/14	91-86	(WIN)
@04/09/14	107-102	(LOSS)
2013-14 Overall: 1-1	Home: 1-0	Away: 0-1
@12/07/14	103-87	(LOSS)
VS.12/27/14	103-95	(LOSS)
2014-15 Overall: 0-2	Home: 0-1	Away: 0-1

*Overtime **Double Overtime

MILWAUKEE BUCKS

1001 N. Fourth Street, Milwaukee, WI 53203-1312 • (414) 227-0500



2015-16 VS. HEAT

1/19/16 @ MIA - 7:30
1/29/16 @ MIL - 8:30

3/9/16 @ MIL - 7:00

DIRECTORY

Owners..... Wes Edens, Marc Lasry & Jamie Dinan
General Manager..... John Hammond
Head Coach..... Jason Kidd
Assistant Coaches..... Joe Prunty, Eric Hughes, Greg Foster, Sean Sweeney, Josh Oppenheimer
Director of Performance..... Troy Fanning
Director of Medical Services/Head Therapist..... Michael Snelling
Assistant Athletic Trainer..... Nixon Dorvilien
Head Strength & Conditioning Coach..... Suki Hobson
Senior Strength Coach..... Michael Davie
Equipment Manager..... Jay Namoc
V.P. Public Relations..... Dan Smyczek
Director of Communications..... Mark Rosenberg
Public Relations Coordinator..... Erica Johnson
Home Court..... BMO Harris Bradley Center (18,717)
Radio..... WTMJ (620 AM), Ted Davis, Dennis Krause
Cable TV..... FOX Sports Wisconsin, Jim Paschke, Gus Johnson, Marques Johnson, Jon McGlocklin

BACKGROUND

Founded..... 1968-69
Division..... Central
2014-15 Record..... 41-41 (.500) (3rd in the Central Division)
All-Time NBA Record..... 1,950-1,856 (.512)
2014-15 Playoff Record..... 2-4 (Lost to Chicago, 4-2, First Round)
All-Time Playoff Record..... 106-122 (.465)
NBA Titles..... One (1970-71)
Conference Titles..... Two (last: 1973-74)
Division Titles..... 13 (last: 2000-01)

BY THE NUMBERS

HEAT's largest win: 39, 110-71 @ MIA, 3/14/05
HEAT's most points: 134, 134-115 @ MIA, 1/15/92
HEAT's fewest points: 71, 94-71 (L) @ MIA, 2/27/10

Bucks' largest win: 26 (3 times), 121-95 @ MIL, 12/20/06
Bucks' most points: 127, 127-101 @ MIL, 1/21/90
Bucks' fewest points: 67, 88-67 (L) @ MIL, 3/29/14

STREAKS

HEAT's Last Win
Overall: 96-77 @ MIA, 4/2/14
Away: 96-77, 4/2/14
Home: 88-67, 3/29/14

HEAT's Last Loss
Overall: 89-88 @ MIL, 3/24/15
Away: 109-102, 1/27/15
Home: 89-88, 3/24/15

Longest Winning Streaks
Overall: 17 (4/8/93-3/1/97)
Home: 8 (4/12/93-2/6/97)
Away: 12 (4/8/93-3/24/99)

Longest Losing Streaks
Overall: 5 (3/4/03-2/29/04)
Home: 2 (5 times) (last: 11/16/14-present)
Away: 3 (twice) (last: 3/30/03-2/29/04)

ALL-TIME SCORERS

LeBron James (MIA) - 40 @ MIL, 2/1/12
Mo Williams (MIL) - 38 @ MIL, 2/3/07

HEAT VS. BUCKS (60-38, HOME: 30-18, AWAY: 30-20)

@	11/26/88	103-93	(LOSS)
@	01/13/89	107-101	(LOSS)
1988-89 Overall: 0-2 Home: 0-1 Away: 0-1			
@	12/16/89	99-96	(WIN)
@	01/21/90	127-101	(LOSS)
VS	02/25/90	113-108	(LOSS)
VS	03/25/90	105-102	(WIN)
1989-90 Overall: 2-2 Home: 1-1 Away: 1-1			
VS	11/06/90	106-94	(LOSS)
@	02/19/91	116-90	(LOSS)
VS	02/26/91	119-106	(LOSS)
@	03/19/91	101-88	(LOSS)
1990-91 Overall: 0-4 Home: 0-2 Away: 0-2			
@	11/16/91	120-116	(WIN)
VS	01/15/92	134-115	(WIN)
@	02/20/92	111-109	(WIN)
VS	04/16/92	95-87	(WIN)
1991-92 Overall: 4-0 Home: 2-0 Away: 2-0			
@	12/02/92	109-97	(LOSS)
VS	01/28/93	109-87	(LOSS)
@	04/08/93	117-92	(WIN)
VS	04/12/93	106-95	(WIN)
1992-93 Overall: 2-2 Home: 1-1 Away: 1-1			
VS	11/11/93	116-103	(WIN)
@	02/01/94	88-82	(WIN)
@	03/01/94	110-102	(WIN)
VS	03/15/94	101-94	(AWAY)
1993-94 Overall: 4-0 Home: 2-0 Away: 2-0			
VS	11/22/94	122-112	(WIN)
@	01/21/95	96-87	(WIN)
VS	02/14/95	112-99	(WIN)
@	02/28/95	95-85	(WIN)
1994-95 Overall: 4-0 Home: 2-0 Away: 2-0			
@	03/22/96	122-106	(WIN)
VS	04/11/96	115-105	(WIN)
@	04/19/96	106-100	(WIN)
1995-96 Overall: 3-0 Home: 1-0 Away: 2-0			
VS	11/08/96	101-89	(WIN)
@	12/29/96	95-94	(WIN)
VS	02/06/97	102-90	(WIN)
@	03/11/97	108-93	(WIN)
1996-97 Overall: 4-0 Home: 2-0 Away: 2-0			

VS	11/29/97	93-87	(LOSS)
@	12/13/97	87-84	(WIN)
@	02/05/98	91-87	(WIN)
VS	03/27/98	102-77	(WIN)
1997-98 Overall: 3-1 Home: 1-1 Away: 2-0			
@	03/24/99	84-76	(WIN)
VS	04/11/99	95-92	(WIN)
@	04/14/99	98-86	(LOSS)
1998-99 Overall: 2-1 Home: 1-0 Away: 1-1			
VS	12/16/99	96-95	(LOSS)
@	12/26/99	93-85	(LOSS)
VS	03/14/00	108-104	(WIN)
@	03/24/00	99-87	(WIN)
1999-00 Overall: 2-2 Home: 1-1 Away: 1-1			
VS	11/28/00	102-101	(LOSS)
@	03/29/01	104-99	(LOSS)
VS	04/17/01	91-89	(WIN)
2000-01 Overall: 1-2 Home: 1-1 Away: 0-1			
@	11/08/01	86-84	(LOSS)
VS	12/11/01	99-97	(WIN)
@	02/15/02	90-88	(WIN)
VS	04/05/02	102-97	(WIN)
2001-02 Overall: 3-1 Home: 2-0 Away: 1-1			
@	11/19/02	97-93	(WIN)
VS	03/04/03	100-91	(LOSS)
@	03/30/03	109-87	(LOSS)
VS	03/31/03	91-86	(LOSS)
2002-03 Overall: 1-3 Home: 0-2 Away: 1-1			
@	01/09/04	103-94	(LOSS)
@	02/29/04	108-104	(LOSS)
VS	03/04/04	104-98	(WIN)
2003-04 Overall: 1-2 Home: 1-0 Away: 0-2			
VS	11/14/04	112-110	(WIN)
@	11/17/04	113-106	(WIN)
@	12/08/04	101-96	(WIN)
VS	03/14/05	110-71	(WIN)
2004-05 Overall: 4-0 Home: 2-0 Away: 2-0			
@	11/05/05	105-100	(LOSS)
@	12/14/05	100-83	(WIN)
VS	12/27/05	109-98	(WIN)
VS	04/04/06	115-89	(WIN)
2005-06 Overall: 3-1 Home: 2-0 Away: 1-1			

@	12/20/06	121-95	(LOSS)
VS	01/30/07	110-80	(WIN)
@	02/03/07	117-98	(WIN)
2006-07 Overall: 2-1 Home: 1-0 Away: 1-1			
VS	01/02/08	103-98	(LOSS)
@	01/09/08	98-92	(LOSS)
@	03/18/08	112-106	(WIN)
VS	03/24/08	78-73	(WIN)
2007-08 Overall: 2-2 Home: 1-1 Away: 1-1			
VS	12/15/08	98-83	(LOSS)
@	01/14/09	102-99	(WIN)
VS	03/28/09	102-85	(WIN)
2008-09 Overall: 2-1 Home: 1-1 Away: 1-0			
@	01/30/10	95-84	(LOSS)
VS	02/01/10	97-81	(LOSS)
VS	02/27/10	94-71	(LOSS)
@	03/26/10	87-74	(WIN)
2009-10 Overall: 1-3 Home: 0-2 Away: 1-1			
@	12/06/10	89-78	(WIN)
VS	01/04/11	101-89	(WIN)
@	01/07/11	101-95	(WIN)
VS	04/06/11	90-85	(LOSS)
2010-11 Overall: 3-1 Home: 1-1 Away: 2-0			
VS	01/22/12	91-82	(LOSS)
@	02/01/12	105-97	(LOSS)
@	02/13/12	114-96	(WIN)
2011-12 Overall: 1-2 Home: 0-1 Away: 1-1			
VS	11/21/12	113-106	(WIN)
@	12/29/12	104-85	(LOSS)
@	03/15/13	107-94	(WIN)
VS	04/09/13	91-82	(WIN)
2012-13 Overall: 3-1 Home: 2-0 Away: 1-1			
VS	11/12/13	118-95	(WIN)
@	03/29/14	119-95	(WIN)
VS	04/02/14	96-77	(WIN)
2013-14 Overall: 3-0 Home: 2-0 Away: 1-0			
VS	11/16/14	91-84	(LOSS)
@	12/05/14	109-85	(LOSS)
VS	01/27/15	109-102	(LOSS)
@	03/24/15	89-88	(LOSS)
2014-15 Overall: 0-4 Home: 0-2 Away: 0-2			

*Overtime **Double Overtime



MINNESOTA TIMBERWOLVES

600 Hennepin Avenue, Suite 300, Minneapolis, MN 55403 • (612) 673-1600

2015-16 VS. HEAT

11/15/15 @ MIN – 8:00

11/17/15 @ MIA – 7:30

DIRECTORY

Owner	Glenn Taylor
Chief Executive Officer	Rob Moor
President	Chris Wright
General Manager	Milt Newton
Interim Head Coach	Sid Lowe, Ryan Saunders, David Adelman, Bryan Gates
Assistant Coaches	Vince Legarza
Player Development Assistant/Player Development Video Coordinator	Rob Babcock
V.P. Basketball Operations	Zarko Durisic
International Scout	Calvin Booth
Director of Player Personnel/Scout	Derek Pierce
Advance Scout	Arnie Kander
V.P. Sports Performance	Gregg Farnam
Director of Medical Operations/Head Athletic Trainer	Mark Kyger
Director of Athletic Therapy	Koichi Sato
Director of Sports Performance	David Crewe
Assistant Athletic Trainer/Assistant of Sports Performance	Clayton Wilson
Equipment Manager	Brad Ruitter
V.P., Communications	Aaron Seehusen
Public Relations Manager	Dan Bell
Communications Manager	Alex King
Public Relations Coordinator	Target Center (19,356)
Home Court	WCCO (830 AM), Alan Horton
Radio	FOX Sports North, Dave Benz, Jim Petersen
Cable TV	

BACKGROUND

Founded	1989-90
Division	Northwest
2014-15 Record	16-66 (.195) (5th in Northwest Division)
All-Time NBA Record	818-1,266 (.393)
2014-15 Playoff Record	None
All-Time Playoff Record	17-30 (.362)
NBA Titles	None
Conference Titles	None
Division Titles	One (2003-04)

HEAT VS. TIMBERWOLVES (29-21, HOME: 16-8, AWAY: 13-13)

VS.	11/29/89	105-100	(LOSS)
@	12/15/89	95-84	(WIN)
1989-90 Overall: 1-1 Home: 0-1 Away: 1-0			
VS.	01/11/91	108-107	(LOSS)
@	03/17/91	90-87	(LOSS)
1990-91 Overall: 0-2 Home: 0-1 Away: 0-1			
VS.	01/20/92	121-106	(WIN)
@	03/25/92	105-97	(WIN)
1991-92 Overall: 2-0 Home: 1-0 Away: 1-0			
@	02/10/93	101-90	(WIN)
VS.	02/28/93	105-93	(WIN)
1992-93 Overall: 2-0 Home: 1-0 Away: 1-0			
@	03/02/94	108-100	(WIN)
VS.	04/19/94	126-99	(WIN)
1993-94 Overall: 2-0 Home: 1-0 Away: 1-0			
VS.	01/05/95	114-91	(WIN)
@	02/26/95	106-99	(LOSS)
1994-95 Overall: 1-1 Home: 1-0 Away: 0-1			
@	03/03/96	89-87	(LOSS)
VS.	03/05/96	113-72	(WIN)
1995-96 Overall: 1-1 Home: 1-0 Away: 0-1			
@	03/23/97	113-108	(WIN)
VS.	04/14/97	95-87	(LOSS)
1996-97 Overall: 1-1 Home: 0-1 Away: 1-0			
VS.	02/17/98	110-84	(WIN)
@	04/07/98	92-89	(LOSS)
1997-98 Overall: 1-1 Home: 1-0 Away: 0-1			

@	03/26/99	100-93	(LOSS)
1998-99 Overall: 0-1 Home: 0-0 Away: 0-1			
VS.	12/28/99	89-78	(WIN)
@	01/11/00	116-106	(WIN)
1999-00 Overall: 2-0 Home: 1-0 Away: 1-0			
VS.	03/09/01	86-79	(WIN)
@	03/12/01	94-77	(LOSS)
2000-01 Overall: 1-1 Home: 1-0 Away: 0-1			
VS.	11/20/01	80-73	(LOSS)
@	02/17/02	93-80	(LOSS)
2001-02 Overall: 0-2 Home: 0-1 Away: 0-1			
@	03/25/03	108-91	(LOSS)
VS.	03/28/03	111-84	(WIN)
2002-03 Overall: 1-1 Home: 1-0 Away: 0-1			
VS.	11/08/03	88-79	(LOSS)
@	01/10/04	83-77	(LOSS)
2003-04 Overall: 0-2 Home: 0-1 Away: 0-1			
@	11/16/04	108-97	(LOSS)
VS.	03/10/05	107-90	(WIN)
2004-05 Overall: 1-1 Home: 1-0 Away: 0-1			
VS.	01/01/06	97-70	(WIN)
@	03/21/06	100-96	(LOSS)
2005-06 Overall: 1-1 Home: 1-0 Away: 0-1			
VS.	03/09/07	105-91	(WIN)
@	03/30/07	92-77	(WIN)
2006-07 Overall: 2-0 Home: 1-0 Away: 1-0			

BY THE NUMBERS

HEAT's largest win: 41, 113-72 @ MIA, 3/5/96
HEAT's most points: 129, 129-97 @ MIA, 11/2/10
HEAT's fewest points: 73, 80-73 (L) @ MIA, 11/20/01

Timberwolves' largest win: 17 (twice), 108-91 @ MIN, 3/25/03
Timberwolves' most points: 122, 122-121 (2 OT) @ MIA, 4/4/14
Timberwolves' fewest points: 70, 97-70 (L) @ MIA, 1/1/06

STREAKS

HEAT's Last Win
Overall: 102-92 @ MIA, 11/8/14
Home: 102-92, 11/8/14
Away: 103-82, 12/7/13

HEAT's Last Loss
Overall: 102-101 @ MIN, 2/4/15
Home: 122-121 (2 OT), 4/4/14
Away: 102-101, 2/4/15

Longest Winning Streaks
Overall: 7 (twice) (last: 4/3/10-12/7/13)
Home: 5 (1/20/92-3/5/96)
Away: 6 (1/13/09-12/7/13)

Longest Losing Streaks
Overall: 4 (3/12/01-3/25/03)
Home: 2 (twice) (last: 2/18/09-2/23/10)
Away: 6 (3/12/01-3/21/06)

ALL-TIME SCORERS

Dwyane Wade (MIA) – 39 @ MIN, 4/3/10
Isiah Rider (MIN) – 38 @ MIN, 2/26/95

NEW ORLEANS PELICANS

5800 Airline Drive, Metairie, LA 70003 • (504) 593-4700



2015-16 VS. HEAT

12/25/15 @ MIA – 12:00

3/22/16 @ NO – 8:00

DIRECTORY

Owner/Chairman of the Board.....	Tom Benson
Executive Officer.....	Gayle Benson
President.....	Dennis Lauscha
Executive V.P.....	Micky Loomis
General Manager.....	Dell Demps
Head Coach.....	Alvin Gentry
Assistant Coaches.....	Darren Erman, Phil Weber, Robert Pack, Fred Vinson, Kevin Hanson
Strength & Conditioning Coach.....	Jason Sumnerlin
Head Athletic Trainer.....	Duane Brooks
Equipment Manager.....	David Jovanovic
Sr. V.P. of Communications/Broadcasting.....	Greg Benschel
Director of Basketball Communications.....	Matt Ryan
Basketball Communications Manager.....	Will McClaran
Basketball Communications Coordinator.....	Chris Trahan
Corporate Communications Manager.....	Lindsey Mitchell
Home Court.....	Smoothie King Center (16,867)
Radio.....	WRNO (99.5 FM), Sean Kelley, John DeShazier
Cable TV.....	FOX Sports New Orleans, Joel Meyers, David Wesley, Jen Hale

BACKGROUND

Founded.....	2002-03 New Orleans Hornets, 2005-06 New Orleans/Oklahoma City Hornets, 2007-08 New Orleans Hornets, 2013-14 New Orleans Pelicans
Division.....	Southwest
2014-15 Record.....	45-37 (.549) (5th in the Southwest Division)
All-Time NBA Record.....	498-552 (.474)
2014-15 Playoff Record.....	0-4 (Lost to Golden State, 4-0, First Round)
All-Time Playoff Record.....	15-25 (.375)
NBA Titles.....	None
Conference Titles.....	None
Division Titles.....	One (2007-08)

BY THE NUMBERS

HEAT's largest win:29, 97-68 @ MIA, 1/23/05
 HEAT's most points:111, 111-99 @ NO, 4/2/05
 HEAT's fewest points:69, 78-69 (L) @ MIA, 2/11/03

Pelicans' largest win:29, 106-77 @ MIA, 4/2/08
 Pelicans' most points:114, 114-88 @ NO, 1/11/08
 Pelicans' fewest points:68, 97-68 (L) @ MIA, 1/23/05

STREAKS

HEAT's Last Win

Overall:107-88 @ MIA, 1/7/14
 Home:107-88 @ MIA, 1/7/14
 Away:108-99, 3/29/13

HEAT's Last Loss

Overall:104-102 @ NO, 2/27/15
 Home:105-91, 2/21/15
 Away:104-102, 2/27/15

Longest Winning Streaks

Overall:5 (12/13/10-1/7/14)
 Home:5 (twice) (last: 11/22/09-1/7/14)
 Away:1 (three times) (last: 3/29/13)

Longest Losing Streaks

Overall:4 (twice) (last: 1/11/08-4/7/09)
 Home:2 (twice) (last: 4/2/08-4/7/09)
 Away:6 (1/4/06-11/5/10)

ALL-TIME SCORERS

LeBron James (MIA) – 36 @ NO, 3/29/13
 Jamal Mashburn (NO) – 35 @ NO, 11/2/02

HEAT VS. PELICANS (13-16, HOME: 10-5, AWAY: 3-11)

@.....	11/02/02	100-95	(LOSS)
VS.....	02/11/03	78-69	(LOSS)
@.....	02/26/03	91-82	(LOSS)
VS.....	03/14/03	87-83	(LOSS)
2002-03 Overall: 0-4 Home: 0-2 Away: 0-2			
VS.....	11/25/03	91-87	(WIN)
@.....	01/31/04	94-70	(WIN)
@.....	03/10/04	95-84	(LOSS)
VS.....	03/16/04	96-83	(WIN)
2003-04 Overall: 3-1 Home: 2-0 Away: 1-1			
VS.....	01/23/05	97-68	(WIN)
@.....	04/02/05	111-99	(WIN)
2004-05 Overall: 2-0 Home: 1-0 Away: 1-0			
VS.....	*11/15/05	109-102	(WIN)
@.....	01/04/06	107-92	(LOSS)
2005-06 Overall: 1-1 Home: 1-0 Away: 0-1			

@.....	11/21/06	101-86	(LOSS)
VS.....	12/18/06	101-99	(WIN)
2006-07 Overall: 1-1 Home: 1-0 Away: 0-1			
@.....	01/11/08	114-88	(LOSS)
VS.....	04/02/08	106-77	(LOSS)
2007-08 Overall: 0-2 Home: 0-1 Away: 0-1			
@.....	11/08/08	100-89	(LOSS)
VS.....	*04/07/09	93-87	(LOSS)
2008-09 Overall: 0-2 Home: 0-1 Away: 0-1			
VS.....	11/22/09	102-101	(WIN)
@.....	12/30/09	95-91	(LOSS)
2009-10 Overall: 1-1 Home: 1-0 Away: 0-1			
@.....	11/05/10	96-93	(LOSS)
VS.....	12/13/10	96-84	(WIN)
2010-11 Overall: 1-1 Home: 1-0 Away: 0-1			

VS.....	01/30/12	109-95	(WIN)
2011-12 Overall: 1-0 Home: 1-0 Away: 0-0			
VS.....	12/08/12	106-90	(WIN)
@.....	03/29/13	108-89	(WIN)
2012-13 Overall: 2-0 Home: 1-0 Away: 1-0			
VS.....	01/07/14	107-88	(WIN)
@.....	03/22/14	105-95	(LOSS)
2013-14 Overall: 1-1 Home: 1-0 Away: 0-1			
VS.....	02/21/15	105-91	(LOSS)
@.....	02/27/15	104-102	(LOSS)
2014-15 Overall: 0-2 Home: 0-1 Away: 0-1			

*Overtime

Management

Players

Review

Records

Playoffs

History

Al-Time Roster

NBA/NBADL

Opponents

Media



NEW YORK KNICKS

Two Pennsylvania Plaza, New York, NY 10121 • (212) 465-6471

2015-16 VS. HEAT

11/23/15 @ MIA - 7:30
11/27/15 @ NY - 7:30

1/6/16 @ MIA - 7:00
2/28/16 @ NY - 7:30

DIRECTORY

Executive Chairman, Madison Square Garden & NBA Governor..... James Dolan
President, New York Knicks..... Phil Jackson
General Manager..... Steve Mills
Assistant General Manager/General Manager, Westchester Knicks..... Allan Houston
Head Coach..... Derek Fisher
Associate Head Coach..... Kurt Rambis
Assistant Coaches..... Jim Clemons, Rasheed Hazzard, Brian Keefe
Assistant Coach, Player Development..... Joshua Longstaff
Head Athletic Trainer..... Roger Hinds
Equipment Manager..... Mike Martinez
Advance Scouts..... Matt Harding, Scott Simpson
V.P. Public Relations..... Jonathan Supranowitz
Director, Media Relations..... Gregg Schwartz
Coordinator, Media Relations..... Derek Lapinski
Coordinator, Public Relations..... Shakeemah Simmons
Home Court..... Madison Square Garden (19,812)
Radio..... ESPN Radio (98.7 FM), Mike Crispino, Brendan Brown
Cable TV..... MSG Network, Mike Breen, Walt Frazier, Rebecca Haarlow

BACKGROUND

Founded..... 1946-47
Division..... Atlantic
2014-15 Record..... 17-65 (.207) (5th in the Atlantic Division)
All-Time Record..... 2,669-2,724 (.495)
2014-15 Playoff Record..... None
All-Time Playoff Record..... 186-189 (.496)
NBA Titles..... Two (last: 1972-73)
Conference Titles..... Eight (last: 1998-99)
Division Titles..... Eight (last: 2012-13)

HEAT VS. KNICKS (49-59, HOME: 28-25, AWAY: 21-34)

@	03/02/89	132-123	(LOSS)
VS	03/22/89	107-103	(WIN)
1988-89 Overall: 1-1 Home: 1-0 Away: 0-1			
@	11/04/89	119-99	(LOSS)
VS	12/26/89	100-94	(LOSS)
@	02/05/90	116-107	(LOSS)
VS	02/23/90	128-121	(WIN)
VS	03/11/90	106-90	(LOSS)
@	04/16/90	119-102	(LOSS)
1989-90 Overall: 1-5 Home: 1-2 Away: 0-3			
@	12/11/90	109-90	(LOSS)
VS	12/19/90	104-94	(LOSS)
VS	01/18/91	107-86	(WIN)
VS	02/24/91	108-92	(LOSS)
@	*03/14/91	125-121	(LOSS)
1990-91 Overall: 1-4 Home: 1-2 Away: 0-2			
VS	11/02/91	107-93	(WIN)
@	11/26/91	98-81	(LOSS)
@	02/04/92	122-91	(LOSS)
VS	02/17/92	104-102	(LOSS)
@	03/21/92	105-88	(LOSS)
1991-92 Overall: 1-4 Home: 1-1 Away: 0-3			
@	12/19/92	91-87	(LOSS)
VS	02/06/93	108-105	(LOSS)
@	02/07/93	104-82	(LOSS)
VS	04/02/93	123-107	(LOSS)
VS	04/20/93	109-97	(LOSS)
1992-93 Overall: 0-5 Home: 0-3 Away: 0-2			
@	11/22/93	119-87	(LOSS)
VS	02/07/94	96-85	(WIN)
VS	04/02/94	110-87	(WIN)
VS	04/05/94	100-86	(WIN)
1993-94 Overall: 2-2 Home: 2-0 Away: 0-2			
@	12/12/94	122-111	(WIN)
VS	01/22/95	104-95	(LOSS)
VS	02/16/95	96-87	(LOSS)
@	02/17/95	109-91	(LOSS)
@	04/11/95	112-86	(WIN)
1994-95 Overall: 1-4 Home: 0-2 Away: 1-2			
VS	12/19/95	89-70	(LOSS)
VS	01/24/96	86-79	(LOSS)
@	01/29/96	94-85	(LOSS)
VS	04/13/96	103-95	(WIN)
1995-96 Overall: 1-3 Home: 1-1 Away: 0-2			

@	12/03/96	99-75	(WIN)
VS	12/06/96	103-85	(LOSS)
@	01/26/97	95-89	(LOSS)
VS	04/12/97	100-99	(LOSS)
1996-97 Overall: 1-3 Home: 0-2 Away: 1-1			
VS	01/28/98	86-82	(WIN)
@	02/01/98	89-83	(LOSS)
@	04/08/98	83-80	(LOSS)
VS	04/12/98	82-81	(WIN)
1997-98 Overall: 2-2 Home: 2-0 Away: 0-2			
@	02/07/99	83-79	(WIN)
VS	*03/02/99	85-84	(WIN)
VS	04/25/99	82-80	(LOSS)
@	05/05/99	106-88	(LOSS)
1998-99 Overall: 2-2 Home: 1-1 Away: 1-1			
@	11/14/99	94-88	(WIN)
@	02/06/00	94-80	(LOSS)
VS	02/28/00	85-76	(WIN)
VS	*04/09/00	95-94	(WIN)
1999-00 Overall: 3-1 Home: 2-0 Away: 1-1			
@	11/29/00	84-81	(WIN)
VS	*02/04/01	103-100	(LOSS)
@	02/20/01	76-74	(LOSS)
@	03/11/01	86-83	(LOSS)
VS	04/08/01	81-76	(WIN)
2000-01 Overall: 2-3 Home: 1-1 Away: 1-2			
@	11/15/01	83-74	(LOSS)
@	02/03/02	94-83	(WIN)
@	02/28/02	100-86	(WIN)
VS	04/14/02	94-67	(LOSS)
2001-02 Overall: 2-2 Home: 1-1 Away: 1-1			
VS	12/13/02	97-92	(LOSS)
@	12/22/02	92-84	(WIN)
@	01/20/03	72-65	(LOSS)
VS	01/29/03	82-80	(WIN)
2002-03 Overall: 2-2 Home: 1-1 Away: 1-1			
VS	12/27/03	100-80	(LOSS)
@	12/30/03	102-73	(LOSS)
@	01/24/04	85-77	(WIN)
VS	02/07/04	76-64	(LOSS)
2003-04 Overall: 1-3 Home: 0-2 Away: 1-1			
VS	01/05/05	102-94	(WIN)
@	*02/09/05	116-110	(WIN)
@	03/15/05	98-96	(WIN)
VS	03/19/05	97-82	(WIN)
2004-05 Overall: 4-0 Home: 2-0 Away: 2-0			

BY THE NUMBERS

HEAT's largest win:26, 108-82 @ MIA, 2/27/14
HEAT's most points:128, 128-121 @ MIA, 2/23/90
HEAT's fewest points:64, 76-64 (L) @ MIA, 2/7/04

Kniks' largest win:32, 119-87 @ NY, 11/22/93
Kniks' most points:132, 132-123 @ NY, 3/2/89
Kniks' fewest points:72 (twice), 75-72 (L) @ NY, 11/11/07

STREAKS

HEAT's Last Win
Overall:111-87 @ NY, 2/20/15
Home:109-95, 2/9/15
Away:111-87, 2/20/15
HEAT's Last Loss
Overall:102-92 @ NY, 1/9/14
Home:102-90, 4/2/13
Away:102-92, 1/9/14
Longest Winning Streaks
Overall:7 (twice) (last: 2/28/09-12/28/10)
Home:4 (2/28/09-12/28/10)
Away:5 (1/24/04-3/19/06)
Longest Losing Streaks
Overall:10 (11/26/91-11/22/93)
Home:4 (2/17/92-4/20/93)
Away:13 (3/2/89-4/2/94)

ALL-TIME SCORERS

Dwyane Wade (MIA) - 55 @ MIA, 4/12/09
Jamal Crawford (NY) - 52 @ NY, 1/26/07

VS	11/28/05	107-94	(WIN)
@	02/22/06	103-83	(WIN)
@	03/19/06	111-100	(WIN)
2005-06 Overall: 3-0 Home: 1-0 Away: 2-0			
VS	11/17/06	100-76	(LOSS)
VS	01/22/07	101-83	(WIN)
@	01/26/07	116-96	(LOSS)
@	02/26/07	99-93	(LOSS)
2006-07 Overall: 1-3 Home: 1-1 Away: 0-2			
@	11/11/07	75-72	(WIN)
VS	01/19/08	88-84	(LOSS)
VS	03/12/08	91-88	(LOSS)
@	*03/26/08	103-96	(LOSS)
2007-08 Overall: 1-3 Home: 0-2 Away: 1-1			
@	10/29/08	120-115	(LOSS)
VS	02/28/09	120-115	(WIN)
VS	04/12/09	122-105	(WIN)
2008-09 Overall: 2-1 Home: 2-0 Away: 0-1			
VS	12/28/09	115-93	(WIN)
@	12/25/09	93-87	(WIN)
@	04/11/10	111-98	(WIN)
2009-10 Overall: 3-0 Home: 1-0 Away: 2-0			
@	12/17/10	113-91	(WIN)
VS	12/28/10	106-98	(WIN)
@	01/27/11	93-88	(LOSS)
VS	02/27/11	91-86	(LOSS)
2010-11 Overall: 2-2 Home: 1-1 Away: 1-1			
VS	01/27/12	99-89	(WIN)
VS	02/23/12	102-88	(WIN)
@	04/15/12	93-85	(WIN)
2011-12 Overall: 3-0 Home: 2-0 Away: 1-0			
@	11/02/12	104-84	(LOSS)
VS	12/06/12	112-92	(LOSS)
@	03/03/13	99-93	(WIN)
VS	04/02/13	102-90	(LOSS)
2012-13 Overall: 1-3 Home: 0-2 Away: 1-1			
@	01/09/14	102-92	(LOSS)
@	02/01/14	106-91	(WIN)
VS	02/27/14	108-82	(WIN)
VS	04/06/14	102-91	(WIN)
2013-14 Overall: 3-1 Home: 2-0 Away: 1-1			
@	11/30/14	86-79	(WIN)
VS	02/09/15	109-95	(WIN)
@	02/20/15	111-87	(WIN)
2014-15 Overall: 3-0 Home: 1-0 Away: 2-0			

*Overtime **Double Overtime

OKLAHOMA CITY THUNDER

208 Thunder Drive, Oklahoma City, OK 73102 • (405) 208-4800



2015-16 VS. HEAT

12/13/15 @ MIA - 7:00

1/17/16 @ OKC - 7:00

DIRECTORY

Chairman	Clayton Bennett
Executive V.P. & General Manager	Sam Presti
Assistant General Manager/V.P.	Troy Weaver
Assistant General Manager/Legal & Administration	Michael Winger
Head Coach	Billy Donovan
Assistant Coaches	Monty Williams, Maurice Cheeks, Anthony Grant, Mark Bryant, Darko Rajakovic
Quality Control Coach	Billy Schmidt
Director of Medical Services	Dr. Donnie Strack
Head Athletic Trainer	Joe Sharpe
Athletic Performance Coordinator	David Howarth
Director of Team Operations	Marc St. Ives
Director of Basketball Communications	Matt Turnleson
Manager of Basketball Communications	Michael Ravina
Manager of Basketball Communications	John Read
Home Court	Chesapeake Energy Arena (18,203)
Radio	WWLS (98.1 FM/640 AM), Matt Pinto
Spanish Radio	WKY (930 AM), Eleno Ornelas
Cable TV	FOX Sports Oklahoma, Brian Davis, Michael Cage, Lesley McCaslin

BACKGROUND

Founded	1967-68 Seattle SuperSonics, 2008-09 Oklahoma City Thunder
Division	Northwest
2014-15 Record	45-37 (.549) (2nd in the Northwest Division)
All-Time NBA Record	2,084-1,804 (.536)
2014-15 Playoff Record	None
All-Time Playoff Record	146-144 (.503)
NBA Titles	One (1978-79)
Conference Titles	Four (last: 2011-12)
Division Titles	Nine (last: 2013-14)

BY THE NUMBERS

HEAT's largest win: 22, 103-81 @ OKC, 2/20/14
 HEAT's most points: 119, 119-114 @ MIA, 1/29/92
 HEAT's fewest points: 71, 100-71 (L) @ SEA, 12/7/02

Thunder's largest win: 32, 113-81 @ SEA, 1/12/96
 Thunder's most points: 140, 140-110 @ SEA, 1/5/90
 Thunder's fewest points: 74, 82-74 (L) @ MIA, 3/12/04

STREAKS

HEAT's Last Win	
Overall:	103-81 @ OKC, 2/20/14
Home:	103-97, 12/25/12
Away:	103-81, 2/20/14
HEAT's Last Loss	
Overall:	93-75 @ OKC, 3/22/15
Home:	94-96, 1/20/15
Away:	93-75, 3/22/15
Longest Winning Streaks	
Overall:	4 (1/13/06-1/10/07)
Home:	3 (3/2/00-11/6/01)
Away:	4 (1/13/06-1/18/09)
Longest Losing Streaks	
Overall:	9 (twice) (last: 2/5/95-12/1/99)
Home:	4 (twice) (last: 2/5/95-3/3/98)
Away:	13 (12/29/88-12/15/00)

ALL-TIME SCORERS

LeBron James (MIA) - 39 @ OKC, 2/14/13
 Kevin Durant (OKC) - 40 @ OKC, 2/14/13

HEAT VS. THUNDER (21-33, HOME: 12-15, AWAY: 9-18)

VS.	12/21/88	109-101	(LOSS)
@	12/29/88	129-99	(LOSS)
VS.	02/02/89	100-93	(LOSS)
@	04/13/89	116-111	(LOSS)
1988-89 Overall: 0-4 Home: 0-2 Away: 0-2			
@	01/05/90	140-110	(LOSS)
VS.	02/21/90	92-85	(LOSS)
1989-90 Overall: 0-2 Home: 0-1 Away: 0-1			
VS.	12/06/90	105-103	(LOSS)
@	01/04/91	112-86	(LOSS)
1990-91 Overall: 0-2 Home: 0-1 Away: 0-1			
@	01/02/92	113-109	(LOSS)
VS.	01/29/92	119-114	(WIN)
1991-92 Overall: 1-1 Home: 1-0 Away: 0-1			
VS.	03/13/93	106-102	(WIN)
@	03/16/93	98-85	(LOSS)
1992-93 Overall: 1-1 Home: 1-0 Away: 0-1			
@	01/15/94	97-78	(LOSS)
VS.	02/17/94	115-112	(WIN)
1993-94 Overall: 1-1 Home: 1-0 Away: 0-1			
VS.	02/05/95	136-109	(LOSS)
@	03/16/95	103-78	(LOSS)
1994-95 Overall: 0-2 Home: 0-1 Away: 0-1			
VS.	01/04/96	84-81	(LOSS)
@	01/12/96	113-81	(LOSS)
1995-96 Overall: 0-2 Home: 0-1 Away: 0-1			
@	01/07/97	94-85	(LOSS)
VS.	02/28/97	96-95	(LOSS)
1996-97 Overall: 0-2 Home: 0-1 Away: 0-1			
@	01/15/98	103-85	(LOSS)
VS.	03/03/98	97-91	(LOSS)
1997-98 Overall: 0-2 Home: 0-1 Away: 0-1			

NO GAMES			
1998-99 Overall: 0-0 Home: 0-0 Away: 0-0			
@	12/11/99	92-88	(LOSS)
VS.	03/02/00	101-83	(WIN)
1999-00 Overall: 1-1 Home: 1-0 Away: 0-1			
VS.	11/08/00	87-81	(WIN)
@	12/15/00	99-77	(LOSS)
2000-01 Overall: 1-1 Home: 1-0 Away: 0-1			
VS.	*11/06/01	87-85	(WIN)
@	*12/07/01	98-94	(WIN)
2001-02 Overall: 2-0 Home: 1-0 Away: 1-0			
VS.	11/09/02	84-82	(LOSS)
@	12/07/02	100-71	(LOSS)
2002-03 Overall: 0-2 Home: 0-1 Away: 0-1			
@	11/18/03	105-98	(WIN)
VS.	03/12/04	82-74	(WIN)
2003-04 Overall: 2-0 Home: 1-0 Away: 1-0			
VS.	01/03/05	98-96	(LOSS)
@	01/09/05	108-98	(LOSS)
2004-05 Overall: 0-2 Home: 0-1 Away: 0-1			
@	01/13/06	117-104	(WIN)
VS.	02/25/06	115-106	(WIN)
2005-06 Overall: 2-0 Home: 1-0 Away: 1-0			
VS.	11/07/06	90-87	(WIN)
@	01/10/07	107-103	(WIN)
2006-07 Overall: 2-0 Home: 1-0 Away: 1-0			
VS.	11/14/07	104-95	(LOSS)
@	02/29/08	103-93	(WIN)
2007-08 Overall: 1-1 Home: 0-1 Away: 1-0			
VS.	12/06/08	105-99	(WIN)
@	01/18/09	104-94	(WIN)
2008-09 Overall: 2-0 Home: 1-0 Away: 1-0			

VS.	11/17/09	100-87	(LOSS)
@	01/16/10	98-80	(LOSS)
2009-10 Overall: 0-2 Home: 0-1 Away: 0-1			
@	01/30/11	108-103	(WIN)
VS.	03/16/11	96-85	(LOSS)
2010-11 Overall: 1-1 Home: 0-1 Away: 1-0			
@	03/25/12	103-87	(LOSS)
VS.	04/04/12	98-93	(WIN)
2011-12 Overall: 1-1 Home: 1-0 Away: 0-1			
VS.	12/25/12	103-97	(WIN)
@	02/14/13	110-100	(WIN)
2012-13 Overall: 2-0 Home: 1-0 Away: 1-0			
VS.	01/29/14	112-95	(LOSS)
@	02/20/14	103-81	(WIN)
2013-14 Overall: 1-1 Home: 0-1 Away: 1-0			
VS.	01/20/15	94-86	(LOSS)
@	03/22/15	93-75	(LOSS)
2014-15 Overall: 0-2 Home: 0-1 Away: 0-1			

*Overtime



ORLANDO MAGIC

8701 Maitland Summit Boulevard, Orlando, FL 32810 • (407) 916-2400

2015-16 VS. HEAT

12/26/15 @ ORL – 7:00
3/25/16 @ MIA – 8:00

4/8/16 @ ORL – 7:00
4/10/16 @ MIA – 6:00

DIRECTORY

Senior Chairman	Rich DeVos
Chairman	Dan DeVos
Chief Executive Officer	Alex Martins
General Manager	Rob Hennigan
V.P./Assistant General Manager	Scott Perry
Assistant General Manager	Matt Lloyd
Head Coach	Scott Skiles
Assistant Coaches	Adrian Griffin, Monte Mathis, Mario Elie, Conner Henry
Assistant Coaches/Player Development	Laron Profit, Jay Hernandez
Athletic Trainer	Keon Weise
Chief Communications Officer	Joel Glass
Director of Communications	George Galante
Assistant Director of Communications	Trish Wingerson
Communications Manager	Melanie Cutsinger
Home Court	Amway Center (18,846)
Radio	ESPN 580 Orlando (580 AM), Dennis Neumann, Richie Adubato
Spanish Radio	Salsa 98.1 FM, Joey Colon
Cable TV	FOX Sports Florida, David Steele, Jeff Turner

BACKGROUND

Founded	1989-90
Division	Southeast
2014-15 Record	25-57 (.305) (5th in the Southeast Division)
All-Time NBA Record	1,027-1,057 (.493)
2014-15 Playoff Record	None
All-Time Playoff Record	57-66 (.463)
NBA Titles	None
Conference Titles	Two (last: 2008-09)
Division Titles	Five (last: 2009-10)

HEAT VS. MAGIC (58-45, HOME: 32-19, AWAY: 26-26)

@	11/28/89	104-99	(LOSS)
VS	12/08/89	122-114	(WIN)
VS	03/07/90	122-105	(WIN)
@	03/28/90	109-104	(WIN)

1989-90 Overall: 3-1 Home: 2-0 Away: 1-1

VS	01/15/91	104-102	(WIN)
@	02/02/91	108-98	(LOSS)

1990-91 Overall: 1-1 Home: 1-0 Away: 0-1

@	11/30/91	105-99	(LOSS)
VS	12/23/91	113-102	(WIN)
VS	03/28/92	109-100	(WIN)
VS	04/11/92	105-101	(WIN)

1991-92 Overall: 3-1 Home: 2-0 Away: 1-1

@	11/06/92	110-100	(LOSS)
VS	12/26/92	106-100	(WIN)
@	01/22/93	110-104	(WIN)
VS	03/23/93	103-89	(LOSS)
VS	04/04/93	124-106	(WIN)

1992-93 Overall: 3-2 Home: 2-0 Away: 1-2

VS	11/05/93	116-96	(LOSS)
@	11/12/93	115-100	(WIN)
VS	12/30/93	108-100	(LOSS)
@	01/28/94	106-97	(WIN)
VS	04/09/94	125-105	(LOSS)

1993-94 Overall: 2-3 Home: 0-3 Away: 2-0

@	11/21/94	124-89	(LOSS)
VS	12/09/94	110-96	(LOSS)
@	12/27/94	103-83	(LOSS)
VS	04/15/95	123-117	(WIN)

1994-95 Overall: 1-3 Home: 1-1 Away: 0-2

@	11/11/95	94-93	(LOSS)
VS	11/18/95	93-90	(WIN)
VS	02/17/96	95-93	(LOSS)
@	02/28/96	116-112	(LOSS)

1995-96 Overall: 1-3 Home: 1-1 Away: 0-2

VS	12/26/96	96-76	(WIN)
@	01/19/97	99-87	(LOSS)
@	02/26/97	98-86	(LOSS)
@	04/19/97	102-88	(WIN)

1996-97 Overall: 2-2 Home: 1-1 Away: 1-1

@	11/26/97	84-60	(WIN)
VS	01/23/98	102-90	(WIN)
@	03/15/98	79-76	(WIN)
VS	04/15/98	99-87	(LOSS)

1997-98 Overall: 3-1 Home: 1-1 Away: 2-0

VS	02/28/99	84-78	(WIN)
@	03/28/99	94-87	(LOSS)
@	04/22/99	75-70	(WIN)

1998-99 Overall: 2-1 Home: 1-0 Away: 1-1

@	12/29/99	109-106	(WIN)
VS	01/02/00	111-103	(WIN)
@	03/26/00	94-69	(LOSS)
VS	04/16/00	95-84	(WIN)

1999-00 Overall: 3-1 Home: 2-0 Away: 1-1

VS	11/01/00	105-79	(WIN)
@	01/27/01	81-59	(WIN)
VS	04/15/01	90-73	(LOSS)
@	04/18/01	103-91	(WIN)

2000-01 Overall: 3-1 Home: 1-1 Away: 2-0

@	01/24/02	92-87	(LOSS)
VS	02/13/02	112-95	(WIN)
VS	04/12/02	99-94	(WIN)
@	04/17/02	103-89	(WIN)

2001-02 Overall: 3-1 Home: 2-0 Away: 1-1

VS	10/30/02	100-86	(LOSS)
@	11/24/02	77-75	(LOSS)
@	03/19/03	109-93	(LOSS)
VS	03/23/03	96-74	(LOSS)

2002-03 Overall: 0-4 Home: 0-2 Away: 0-2

VS	01/02/04	112-101	(WIN)
@	02/11/04	111-98	(WIN)
VS	03/09/04	100-89	(WIN)
@	03/24/04	105-90	(WIN)

2003-04 Overall: 4-0 Home: 2-0 Away: 2-0

VS	12/19/04	117-107	(WIN)
VS	02/26/05	101-98	(WIN)
@	02/27/05	112-103	(WIN)
@	04/20/05	98-93	(WIN)

2004-05 Overall: 4-0 Home: 2-0 Away: 2-0

@	11/26/05	80-77	(LOSS)
VS	02/14/06	107-93	(WIN)
@	02/15/06	110-100	(WIN)
VS	04/09/06	93-84	(LOSS)

2005-06 Overall: 2-2 Home: 1-1 Away: 1-1

BY THE NUMBERS

HEAT's largest win: 28, 120-92 @ ORL, 11/20/13
HEAT's most points: 124, 124-106 @ MIA, 4/4/94
HEAT's fewest points: 68 (twice), 94-68 (L) @ ORL, 4/18/07

Magic's largest win: 35, 124-89 @ ORL, 11/21/94
Magic's most points: 125, 125-105 @ MIA, 4/9/94
Magic's fewest points: 59, 81-59 (L) @ ORL, 1/27/01

STREAKS

HEAT's Last Win

Overall: 100-93 @ MIA, 4/13/15
Home: 100-93, 4/13/15
Away: 93-90 (OT), 2/25/15

HEAT's Last Loss

Overall: 102-101 @ MIA, 12/29/14
Home: 102-101, 12/29/14
Away: 104-98 (OT), 3/13/12

Longest Winning Streaks

Overall: 10 (3/18/12-1/22/14)
Home: 7 (12/8/9-4/4/93)
Away: 6 (12/31/12-present)

Longest Losing Streaks

Overall: 10 (4/9/06-1/2/09)
Home: 5 (4/9/06-3/14/08)
Away: 6 (12/30/06-2/22/09)

ALL-TIME SCORERS

Glen Rice (MIA) – 56 @ MIA, 4/15/95
Shaquille O'Neal (ORL) – 42 @ MIA, 11/5/93
Nick Anderson (ORL) – 42 @ ORL, 11/6/92

VS	11/24/06	107-104	(LOSS)
@	12/30/06	97-68	(LOSS)
VS	03/18/07	97-83	(LOSS)
@	04/18/07	94-68	(LOSS)

2006-07 Overall: 0-4 Home: 0-2 Away: 0-2

@	11/24/07	120-99	(LOSS)
VS	12/28/07	121-114	(LOSS)
@	01/30/08	107-91	(LOSS)
VS	03/14/08	103-94	(LOSS)

2007-08 Overall: 0-4 Home: 0-2 Away: 0-2

@	01/02/09	86-76	(LOSS)
VS	01/24/09	103-97	(WIN)
@	02/22/09	122-99	(LOSS)
VS	03/30/09	101-95	(LOSS)

2008-09 Overall: 1-3 Home: 1-1 Away: 0-2

@	11/25/09	99-98	(WIN)
VS	12/17/09	104-86	(WIN)
@	02/28/10	96-80	(LOSS)
VS	03/18/10	108-102	(LOSS)

2009-10 Overall: 2-2 Home: 1-1 Away: 1-1

VS	10/29/10	96-70	(WIN)
@	11/24/10	104-95	(LOSS)
@	02/03/11	104-100	(WIN)
VS	03/03/11	99-96	(LOSS)

2010-11 Overall: 2-2 Home: 1-1 Away: 1-1

@	02/08/12	102-89	(LOSS)
VS	02/19/12	96-78	(WIN)
@	03/13/12	104-98	(LOSS)
VS	03/18/12	91-81	(WIN)

2011-12 Overall: 2-2 Home: 2-0 Away: 0-2

@	12/31/12	112-110	(WIN)
VS	03/06/13	97-96	(WIN)
@	03/25/13	108-94	(WIN)
VS	04/17/13	105-93	(WIN)

2012-13 Overall: 4-0 Home: 2-0 Away: 2-0

@	11/20/13	120-92	(WIN)
VS	12/13/13	101-99	(WIN)
@	01/04/14	110-94	(WIN)
VS	03/01/14	112-98	(WIN)

2013-14 Overall: 4-0 Home: 2-0 Away: 2-0

@	11/22/14	99-92	(WIN)
VS	12/29/14	102-101	(LOSS)
@	02/25/15	93-90	(WIN)
VS	04/13/15	100-93	(WIN)

2014-15 Overall: 3-1 Home: 1-1 Away: 2-0

*Overtime



PHILADELPHIA 76ERS

3 Crescent Drive, Suite 200, Philadelphia, PA 19112 • (215) 339-7690



2015-16 VS. HEAT

11/21/15 @ MIA – 8:00
3/4/16 @ PHI – 7:00

3/6/16 @ MIA – 6:00

DIRECTORY

Co-Managing Owner	Josh Harris
Co-Managing Owner	David Blitzer
Chief Executive Officer	Scott O'Neil
President of Basketball Operations & General Manager	Sam Hinkie
Head Coach	Brett Brown
Assistant Coach	Lloyd Pierce
Assistant Coach/Director of Player Development	Billy Lange
Assistant Coach/Head of Strength and Conditioning	Todd Wright
Head Athletic Trainer	Kevin Johnson
Director of Basketball Administration	Allen Lumpkin
Equipment Manager	Scott Rego
Director of Public Relations	Michael Preston
Public Relations Coordinator	Alex Yoh
Media Relations Coordinator	Rob King
Home Court	Wells Fargo Center (20,328)
Radio	The Fanatic (97.5 FM/950 AM), Tom McGinnis
Cable TV	Comcast SportsNet/The Comcast Network, Marc Zumoff, Alaa Abdelnaby, Molly Sullivan

BACKGROUND

Founded	1949-50 Syracuse Nationals, 1963-64 Philadelphia 76ers
Division	Atlantic
2014-15 Record	18-64 (.220) (4th in the Atlantic Division)
All-Time NBA Record	2,716-2,506 (.520)
2014-15 Playoff Record	None
2014-15 Playoff Record	216-205 (.513)
NBA Titles	Three (last: 1982-83)
Conference Titles	Nine (last: 2000-01)
Division Titles	12 (last: 2000-01)

HEAT VS. 76ERS (53-53, HOME: 32-21, AWAY: 21-32)

VS. @	02/22/89	139-108	(LOSS)
@	03/31/89	114-93	(LOSS)
1988-89 Overall: 0-2 Home: 0-1 Away: 0-1			
@	11/08/89	115-91	(LOSS)
VS.	11/22/89	113-103	(LOSS)
@	12/06/89	121-98	(LOSS)
VS.	01/19/90	102-95	(LOSS)
@	03/21/90	118-97	(LOSS)
1989-90 Overall: 0-5 Home: 0-2 Away: 0-3			
@	12/14/90	95-92	(LOSS)
VS.	12/21/90	126-102	(LOSS)
VS.	02/22/91	103-96	(LOSS)
@	03/15/91	105-103	(LOSS)
VS.	04/19/91	114-100	(WIN)
1990-91 Overall: 1-4 Home: 1-2 Away: 0-2			
@	11/20/91	114-107	(LOSS)
VS.	11/29/91	95-92	(WIN)
@	12/20/91	127-99	(LOSS)
VS.	02/11/92	114-102	(LOSS)
@	04/01/92	108-91	(LOSS)
1991-92 Overall: 1-4 Home: 1-1 Away: 0-3			
@	11/20/92	129-128	(LOSS)
VS.	01/20/93	115-112	(LOSS)
VS.	04/10/93	119-114	(WIN)
@	04/21/93	107-97	(LOSS)
1992-93 Overall: 1-3 Home: 1-1 Away: 0-2			
VS.	12/18/93	113-90	(WIN)
@	12/22/93	98-90	(WIN)
@	02/05/94	96-94	(LOSS)
@	02/25/94	115-84	(WIN)
VS.	03/05/94	120-83	(WIN)
1993-94 Overall: 4-1 Home: 2-1 Away: 2-0			
@	11/16/94	109-96	(LOSS)
VS.	12/07/94	111-102	(LOSS)
@	12/13/94	105-90	(LOSS)
VS.	04/04/95	95-92	(WIN)
@	04/21/95	113-106	(LOSS)
1994-95 Overall: 1-4 Home: 1-1 Away: 0-3			
VS.	02/01/96	124-104	(WIN)
@	02/21/96	66-57	(WIN)
VS.	02/25/96	108-101	(WIN)
@	04/17/96	90-86	(LOSS)
1995-96 Overall: 3-1 Home: 2-0 Away: 1-1			

VS.	11/16/96	91-89	(LOSS)
@	12/11/96	84-79	(WIN)
@	02/15/97	125-99	(WIN)
@	02/18/97	111-83	(WIN)
1996-97 Overall: 3-1 Home: 1-1 Away: 2-0			
VS.	12/03/97	94-90	(WIN)
@	12/19/97	91-84	(WIN)
VS.	01/21/98	92-87	(WIN)
@	02/04/98	98-84	(WIN)
1997-98 Overall: 4-0 Home: 2-0 Away: 2-0			
@	03/05/99	89-78	(WIN)
VS.	03/08/99	91-89	(WIN)
VS.	04/01/99	88-84	(LOSS)
1998-99 Overall: 2-1 Home: 1-1 Away: 1-0			
@	11/17/99	98-93	(WIN)
VS.	12/01/99	90-83	(WIN)
VS.	03/16/00	92-77	(WIN)
@	04/10/00	96-80	(LOSS)
1999-00 Overall: 3-1 Home: 2-0 Away: 1-1			
VS.	11/04/00	84-82	(LOSS)
@	11/17/00	94-73	(LOSS)
@	02/28/01	79-69	(LOSS)
VS.	04/10/01	83-81	(WIN)
2000-01 Overall: 1-3 Home: 1-1 Away: 0-2			
VS.	11/13/01	82-76	(LOSS)
@	02/27/02	82-72	(LOSS)
VS.	03/19/02	81-76	(LOSS)
@	03/20/02	82-77	(WIN)
2001-02 Overall: 1-3 Home: 0-2 Away: 1-1			
@	11/27/02	83-74	(LOSS)
VS.	01/25/03	97-91	(LOSS)
@	01/31/03	104-99	(LOSS)
VS.	03/18/03	103-83	(LOSS)
2002-03 Overall: 0-4 Home: 0-2 Away: 0-2			
@	10/28/03	89-74	(LOSS)
VS.	12/05/03	93-90	(LOSS)
@	12/17/03	87-76	(LOSS)
VS.	03/20/04	101-69	(WIN)
2003-04 Overall: 1-3 Home: 1-1 Away: 0-2			
VS.	11/21/04	93-83	(WIN)
@	01/24/05	106-98	(LOSS)
VS.	03/07/05	108-100	(WIN)
@	04/14/05	126-119	(LOSS)
2004-05 Overall: 2-2 Home: 2-0 Away: 0-2			

BY THE NUMBERS

HEAT's largest win: 37, 120-83 @ MIA, 3/5/94
HEAT's most points: 128, 129-128 (3 OT-L) @ PHI, 11/20/92
HEAT's fewest points: 66, 66-57 @ PHI, 2/21/96

76ers' largest win: 31, 139-108 @ MIA, 2/22/89
76ers' most points: 139, 139-108 @ MIA, 2/22/89
76ers' fewest points: 57, 66-57 @ PHI, 2/21/96

STREAKS

HEAT's Last Win	
Overall:	105-101 @ PHI, 4/15/15
Home:	119-108, 2/23/15
Away:	105-101, 4/15/15
HEAT's Last Loss	
Overall:	91-87 @ MIA, 12/23/14
Home:	91-87, 12/23/14
Away:	114-110, 10/30/13
Longest Winning Streaks	
Overall:	15 (2/16/10-4/6/13)
Home:	10 (11/5/08-4/6/13)
Away:	7 (2/16/10-3/13/13)
Longest Losing Streaks	
Overall:	11 (2/22/89-3/15/91)
Home:	5 (twice) (last: 11/13/01-12/5/03)
Away:	11 (3/31/89-4/21/93)

ALL-TIME SCORERS

Dwyane Wade (MIA) – 48 @ PHI, 4/14/05 (OT)
Willie Burton (PHI) – 53 @ PHI, 12/13/94

VS.	11/16/05	106-96	(WIN)
@	12/16/05	112-105	(WIN)
VS.	04/14/06	104-85	(WIN)
2005-06 Overall: 3-0 Home: 2-0 Away: 1-0			
@	11/05/06	107-98	(LOSS)
VS.	11/27/06	103-91	(WIN)
@	01/19/07	98-95	(LOSS)
VS.	03/24/07	93-85	(LOSS)
2006-07 Overall: 1-3 Home: 1-1 Away: 0-2			
@	12/26/07	96-85	(LOSS)
@	02/07/08	101-84	(LOSS)
VS.	02/23/08	101-96	(LOSS)
2007-08 Overall: 0-3 Home: 0-1 Away: 0-2			
VS.	11/05/08	106-83	(WIN)
@	02/07/09	94-84	(LOSS)
VS.	02/21/09	97-91	(WIN)
@	03/15/09	85-77	(LOSS)
2008-09 Overall: 2-2 Home: 2-0 Away: 0-2			
@	02/16/10	105-78	(WIN)
VS.	03/14/10	104-91	(WIN)
VS.	04/07/10	99-95	(WIN)
@	04/12/10	107-105	(WIN)
2009-10 Overall: 4-0 Home: 2-0 Away: 2-0			
@	10/26/10	97-87	(WIN)
VS.	11/26/10	99-90	(WIN)
@	03/25/11	111-99	(WIN)
2010-11 Overall: 3-0 Home: 2-0 Away: 1-0			
VS.	01/21/12	113-92	(WIN)
@	02/03/12	99-79	(WIN)
@	03/16/12	84-78	(WIN)
VS.	04/13/12	99-93	(WIN)
2011-12 Overall: 4-0 Home: 2-0 Away: 2-0			
@	02/23/13	114-90	(WIN)
VS.	03/08/13	102-93	(WIN)
@	03/13/13	98-94	(WIN)
VS.	04/06/13	106-87	(WIN)
2012-13 Overall: 4-0 Home: 2-0 Away: 2-0			
@	10/30/13	114-110	(LOSS)
@	01/17/14	101-86	(WIN)
VS.	04/16/14	100-87	(LOSS)
2013-14 Overall: 1-2 Home: 0-1 Away: 1-1			
@	11/01/14	114-96	(WIN)
VS.	12/23/14	91-87	(LOSS)
VS.	02/23/15	119-108	(WIN)
@	04/15/15	105-101	(WIN)
2014-15 Overall: 3-1 Home: 1-1 Away: 2-0			

*Overtime ***Triple Overtime



PHOENIX SUNS

201 E. Jefferson, Phoenix, AZ 85004 • (602) 379-7900

2015-16 VS. HEAT

1/8/16 @ PHO – 9:30

3/3/16 @ MIA – 7:30

DIRECTORY

Managing Partner Robert Sarver
General Manager Ryan McDonough
Head Coach Jeff Hornacek
Assistant Coaches Jerry Sichting, Mike Longabardi, Corey Gaines,
Earl Watson, Nate Bjorkgren
V.P., Athletic Care/Head Athletic Trainer Aaron Nelson
Head Strength & Conditioning Coach/Assistant Athletic Trainer Mike Elliott
Assistant Athletic Trainer/Rehabilitation Coordinator Tom Maystadt
Assistant Athletic Trainer/Performance & Recovery Specialist Adam Annaccone
Equipment Manager Jay Gaspar
V.P., Basketball Communications Julie Fie
Managers, Basketball Communications DC Headley, Cole Mickelson
Assistant to the V.P., Basketball Communications Lori Cook
Home Court US Airways Center (18,422)
Radio Arizona Sports 98.7 FM, Al McCoy, Tim Kempton
Spanish Radio KSUN (1400 AM), Ivan Valenzuela, Arturo Ochoa
Cable TV FOX Sports Arizona, Steve Albert, Eddie Johnson, Ann Meyers Drysdale, Kevin Ray

BACKGROUND

Founded 1968-69
Division Pacific
2014-15 Record 39-43 (.476) (3rd in the Pacific Division)
All-Time NBA Record 2,099-1,707 (.551)
2014-15 Playoff Record None
All-Time Playoff Record 133-141 (.485)
NBA Titles None
Conference Titles Two (last: 1992-93)
Division Titles Six (last: 2006-07)

BY THE NUMBERS

HEAT's largest win: 28, 125-97 @ MIA, 1/27/97
HEAT's most points: 135, 135-129 @ MIA, 3/4/09
HEAT's fewest points: 71, 74-71 (L) @ MIA, 1/30/98

Suns' largest win: 39, 134-95 @ PHO, 12/29/90
Suns' most points: 134, 134-95 @ PHO, 12/29/90
Suns' fewest points: 72, 92-72 (L) @ MIA, 12/9/03

STREAKS

HEAT's Last Win

Overall: 115-98 @ MIA, 3/2/15
Home: 115-98, 3/2/15
Away: 103-97, 12/9/14

HEAT's Last Loss

Overall: 104-96 @ MIA, 11/3/09
Home: 104-96, 11/3/09
Away: 108-80, 1/5/07

Longest Winning Streaks

Overall: 10 (1/8/10-present)
Home: 5 (11/17/10-present)
Away: 7 (12/10/07-present)

Longest Losing Streaks

Overall: 16 (1/7/89-3/19/95)
Home: 9 (3/13/89-1/30/96)
Away: 8 (1/7/89-11/6/94)

ALL-TIME SCORERS

Dwyane Wade (MIA) – 43 @ PHO, 11/28/08
Charles Barkley (PHO) – 39 @ MIA, 12/12/92

HEAT VS. SUNS (22-31, HOME: 12-15, AWAY: 10-16)

@	01/07/89	107-99	(LOSS)
@	03/13/89	112-104	(LOSS)
@	03/20/89	115-97	(LOSS)
VS	04/19/89	117-91	(LOSS)
1988-89 Overall: 0-4 Home: 0-2 Away: 0-2			
VS	01/23/90	118-99	(LOSS)
@	03/16/90	129-103	(LOSS)
1989-90 Overall: 0-2 Home: 0-1 Away: 0-1			
@	12/29/90	134-95	(LOSS)
VS	01/30/91	115-104	(LOSS)
1990-91 Overall: 0-2 Home: 0-1 Away: 0-1			
VS	12/07/91	109-108	(LOSS)
@	12/26/91	132-104	(LOSS)
1991-92 Overall: 0-2 Home: 0-1 Away: 0-1			
VS	12/12/92	122-118	(LOSS)
@	01/15/93	107-99	(LOSS)
1992-93 Overall: 0-2 Home: 0-1 Away: 0-1			
VS	03/11/94	122-107	(LOSS)
@	03/22/94	124-118	(LOSS)
1993-94 Overall: 0-2 Home: 0-1 Away: 0-1			
@	11/06/94	119-107	(LOSS)
VS	03/19/95	121-117	(LOSS)
1994-95 Overall: 0-2 Home: 0-1 Away: 0-1			
@	12/09/95	94-92	(WIN)
VS	01/30/96	114-99	(LOSS)
1995-96 Overall: 1-1 Home: 0-1 Away: 1-0			
@	11/24/96	87-84	(WIN)
VS	01/27/97	125-97	(WIN)
1996-97 Overall: 2-0 Home: 1-0 Away: 1-0			

@	01/18/98	96-87	(LOSS)
VS	01/30/98	74-71	(LOSS)
1997-98 Overall: 0-2 Home: 0-1 Away: 0-1			
NO GAMES			
1998-99 Overall: 0-0 Home: 0-0 Away: 0-0			
@	03/06/00	100-92	(LOSS)
VS	03/28/00	81-78	(WIN)
1999-00 Overall: 1-1 Home: 1-0 Away: 0-1			
@	11/11/00	84-82	(LOSS)
VS	02/21/01	100-85	(LOSS)
2000-01 Overall: 0-2 Home: 0-1 Away: 0-1			
@	01/12/02	108-74	(LOSS)
VS	03/12/02	90-78	(WIN)
2001-02 Overall: 1-1 Home: 1-0 Away: 0-1			
@	*12/02/02	100-90	(WIN)
VS	01/22/03	92-85	(WIN)
2002-03 Overall: 2-0 Home: 1-0 Away: 1-0			
@	11/22/03	100-98	(LOSS)
VS	12/09/03	92-72	(WIN)
2003-04 Overall: 1-1 Home: 1-0 Away: 0-1			
@	01/11/05	122-107	(LOSS)
VS	03/25/05	125-115	(WIN)
2004-05 Overall: 1-1 Home: 1-0 Away: 0-1			
@	01/06/06	111-93	(LOSS)
VS	01/26/06	107-98	(LOSS)
2005-06 Overall: 0-2 Home: 0-1 Away: 0-1			

VS	12/13/06	99-89	(LOSS)
@	01/05/07	108-80	(LOSS)
2006-07 Overall: 0-2 Home: 0-1 Away: 0-1			
VS	11/09/07	106-101	(LOSS)
@	12/10/07	117-113	(WIN)
2007-08 Overall: 1-1 Home: 0-1 Away: 1-0			
@	11/28/08	107-92	(WIN)
VS	03/04/09	135-129	(WIN)
2008-09 Overall: 2-0 Home: 1-0 Away: 1-0			
VS	11/03/09	104-96	(LOSS)
@	01/08/10	109-105	(WIN)
2009-10 Overall: 1-1 Home: 0-1 Away: 1-0			
VS	11/17/10	123-96	(WIN)
@	12/23/10	95-83	(WIN)
2010-11 Overall: 2-0 Home: 1-0 Away: 1-0			
VS	03/20/12	99-95	(WIN)
2011-12 Overall: 1-0 Home: 1-0 Away: 0-0			
VS	11/05/12	124-99	(WIN)
@	11/17/12	97-88	(WIN)
2012-13 Overall: 2-0 Home: 1-0 Away: 1-0			
VS	11/25/13	107-92	(WIN)
@	02/11/14	103-97	(WIN)
2013-14 Overall: 2-0 Home: 1-0 Away: 1-0			
@	12/09/14	103-97	(WIN)
VS	03/02/15	115-98	(WIN)
2014-15 Overall: 2-0 Home: 1-0 Away: 1-0			

*Overtime

PORTLAND TRAIL BLAZERS

1 Center Court, Suite 200, Portland, OR 97227 • (503) 234-9291



Management

Players

Review

Records

Playoffs

History

All-Time Roster

NBA/NBADL

Opponents

Media

2015-16 VS. HEAT

12/20/15 @ MIA - 1:00

4/2/16 @ POR - 10:00

DIRECTORY

Owner	Paul Allen
President of Basketball Operations	Neil Olshey
President & CEO	Chris McGowan
Head Coach	Terry Stotts
Assistant Coaches	Jay Triano, David Vanterpool, Nate Tibbetts, Dale Osbourne, Jim Moran
Director of Player Health & Performance	Chris Stackpole
Head Athletic Trainer	Geoff Clark
Sports Performance Specialist	Todd Forcier
Sports Performance Specialist	Ben Kenyon
Assistant General Managers	Bill Branch, Steve Rosenberry
Director of Player Personnel	Joe Cronin
Advance Scout	John McCullough
Equipment Manager	Eric Hallman
V.P., Basketball Communications	Jim Taylor
Basketball Communications Director	Collin Romer
Home Court	Moda Center (19,441)
Radio	Rip City Radio 620 AM, Brian Wheeler, Antonio Harvey
Television	KGW (Channel 8), Mike Barrett, Mike Rice
Cable	Comcast SportsNet, Mike Barrett, Mike Rice

BACKGROUND

Founded	1970-71
Division	Northwest
2014-15 Record	51-31 (.622) (1st in the Northwest Division)
All-Time NBA Record	1,947-1,695 (.535)
2014-15 Playoff Record	1-4 (Lost to Memphis, 4-1, First Round)
All-Time Playoff Record	103-125 (.452)
NBA Titles	One (1976-77)
Conference Titles	Three (last: 1991-92)
Division Titles	Six (last: 2014-15)

BY THE NUMBERS

HEAT's largest win:32, 112-80 @ MIA, 3/22/98
 HEAT's most points:.....118, 118-89 @ POR, 1/8/06
 HEAT's fewest points:68, 106-68 (L) @ POR, 11/26/08

Trail Blazers' largest win:38, 106-68 @ POR, 11/26/08
 Trail Blazers' most points:.....132, 132-108 @ POR, 1/5/91
 Trail Blazers' fewest points:.....68, 76-68 (L) @ POR, 1/13/98

STREAKS

HEAT's Last Win

Overall:108-104 @ MIA, 3/18/15
 Home:108-104, 3/18/15
 Away:108-107, 12/28/13

HEAT's Last Loss

Overall:99-83 @ POR, 1/8/15
 Home:105-96, 3/8/11
 Away:99-83, 1/8/15

Longest Winning Streaks

Overall:5 (1/7/05-2/13/07)
 Home:3 (2/12/13-present)
 Away:3 (three times) (last: 12/1/09-3/1/12)

Longest Losing Streaks

Overall:11 (12/2/88-1/4/93)
 Home:5 (12/2/88-12/3/91)
 Away:9 (1/3/89-1/10/96)

ALL-TIME SCORERS

LeBron James (MIA) - 44 @ POR, 1/9/11 (OT)
 Clyde Drexler (POR) - 36 @ MIA, 12/2/88

HEAT VS. TRAIL BLAZERS (19-34, HOME: 8-18, AWAY: 11-16)

VS.12/02/88.....105-102.....(LOSS)	
@01/03/89.....119-95.....(LOSS)	
VS.02/26/89.....124-102.....(LOSS)	
@04/14/89.....97-86.....(LOSS)	
1988-89 Overall: 0-4 Home: 0-2 Away: 0-2	
VS.12/05/89.....113-107.....(LOSS)	
@01/02/90.....119-95.....(LOSS)	
1989-90 Overall: 0-2 Home: 0-1 Away: 0-1	
VS.12/04/90.....98-95.....(LOSS)	
@01/05/91.....132-108.....(LOSS)	
1990-91 Overall: 0-2 Home: 0-1 Away: 0-1	
VS.12/03/91.....124-94.....(LOSS)	
@12/29/91.....129-96.....(LOSS)	
1991-92 Overall: 0-2 Home: 0-1 Away: 0-1	
@01/14/93.....104-93.....(LOSS)	
VS.03/24/93.....102-91.....(WIN)	
1992-93 Overall: 1-1 Home: 1-0 Away: 0-1	
VS.11/30/93.....123-109.....(LOSS)	
@01/14/94.....115-110.....(LOSS)	
1993-94 Overall: 0-2 Home: 0-1 Away: 0-1	
VS.03/09/95.....99-90.....(LOSS)	
@03/14/95.....121-114.....(LOSS)	
1994-95 Overall: 0-2 Home: 0-1 Away: 0-1	
@01/10/96.....90-89.....(LOSS)	
VS.03/01/96.....102-88.....(LOSS)	
1995-96 Overall: 0-2 Home: 0-1 Away: 0-1	
@01/08/97.....85-81.....(WIN)	
VS.02/21/97.....114-110.....(LOSS)	
1996-97 Overall: 1-1 Home: 0-1 Away: 1-0	

@01/13/98.....76-68.....(WIN)	
VS.03/22/98.....112-80.....(WIN)	
1997-98 Overall: 2-0 Home: 1-0 Away: 1-0	
NO GAMES	
1998-99 Overall: 0-0 Home: 0-0 Away: 0-0	
VS.11/16/99.....101-96.....(LOSS)	
@12/07/99.....86-76.....(WIN)	
1999-00 Overall: 1-1 Home: 0-1 Away: 1-0	
VS.11/18/00.....86-80.....(WIN)	
@01/18/01.....85-74.....(LOSS)	
2000-01 Overall: 1-1 Home: 1-0 Away: 0-1	
VS.01/10/02.....92-85.....(LOSS)	
@01/17/02.....92-90.....(WIN)	
2001-02 Overall: 1-1 Home: 0-1 Away: 1-0	
@12/06/02.....88-69.....(LOSS)	
VS.02/05/03.....101-87.....(LOSS)	
2002-03 Overall: 0-2 Home: 0-1 Away: 0-1	
@11/19/03.....94-93.....(LOSS)	
VS.02/23/04.....89-81.....(LOSS)	
2003-04 Overall: 0-2 Home: 0-1 Away: 0-1	
VS.11/23/04.....99-87.....(LOSS)	
@01/07/05.....103-92.....(WIN)	
2004-05 Overall: 1-0 Home: 0-1 Away: 1-0	
VS.11/23/05.....100-79.....(WIN)	
@01/08/06.....118-89.....(WIN)	
2005-06 Overall: 2-0 Home: 1-0 Away: 1-0	

@01/07/07.....93-90.....(WIN)	
VS.02/13/07.....104-85.....(WIN)	
2006-07 Overall: 2-0 Home: 1-0 Away: 1-0	
@12/06/07.....112-106.....(LOSS)	
VS.01/18/08.....98-91.....(LOSS)	
2007-08 Overall: 0-2 Home: 0-1 Away: 0-1	
VS.11/12/08.....104-96.....(LOSS)	
@11/26/08.....106-68.....(LOSS)	
2008-09 Overall: 0-2 Home: 0-1 Away: 0-1	
@12/01/09.....107-100.....(WIN)	
VS.12/20/09.....102-95.....(LOSS)	
2009-10 Overall: 1-1 Home: 0-1 Away: 1-0	
@01/09/11.....107-100.....(WIN)	
VS.03/08/11.....105-96.....(LOSS)	
2010-11 Overall: 1-1 Home: 0-1 Away: 1-0	
@03/01/12.....107-93.....(WIN)	
2011-12 Overall: 1-0 Home: 0-0 Away: 1-0	
@01/10/13.....92-90.....(LOSS)	
VS.02/12/13.....117-104.....(WIN)	
2012-13 Overall: 1-1 Home: 1-0 Away: 0-1	
@12/28/13.....108-107.....(WIN)	
VS.03/24/14.....92-91.....(WIN)	
2013-14 Overall: 2-0 Home: 1-0 Away: 1-0	
@01/08/15.....99-83.....(LOSS)	
VS.03/18/15.....108-104.....(WIN)	
2014-15 Overall: 1-1 Home: 1-0 Away: 0-1	

*Overtime



SACRAMENTO KINGS

One Sports Parkway, Sacramento, CA 95834 • (916) 928-0000

2015-16 VS. HEAT

11/19/15 @ MIA – 7:30

4/1/16 @ SAC – 10:00

DIRECTORY

Owner	Vivek Ranadive
V.P., Basketball Operations & General Manager	Vlade Divac
President	Chris Granger
President, Business Operations	Matina Kolokotronis
Chief Financial Officer	John Rinehart
Assistant General Manager	Mike Bratz
V.P., Basketball Strategy & Data Science	Roland Beech
Director of Player Personnel & Development	Peja Stojakovic
Head Coach	George Karl
Assistant Coaches	Chad Iske, John Welch, Corliss Williamson, Vance Walberg, Anthony Carter, Nancy Lieberman
Director of Sports Science	Chip Schaefer
Director of Sports Medicine	Pete Youngman
Head Athletic Trainer	Manny Romero
Assistant Strength & Conditioning Coach	Ramsey Nijem
Equipment Manager	Dwayne Wilson
Video Coordinator	Adam Tatalovich
Director, Media Relations	Chris Clark
Director, Basketball Information	Darryl Arata
Coordinator, Media Relations	Rahsaan Gethers
Home Court	Sleep Train Arena (17,317)
Radio	KHTK 1140 (1140 AM), Gary Gerould
Cable	Comcast SportsNet, Grant Napear, Jerry Reynolds, Kayte Christensen

BACKGROUND

Founded	1948-49 Rochester Royals, 1957-58 Cincinnati Royals, 1972-73 Kansas City-Omaha Kings, 1975-76 Kansas City Kings, 1985-86 Sacramento Kings
Division	Pacific
2014-15 Record	29-53 (.354) (4th in the Pacific Division)
All-Time NBA Record	2,431-2,856 (.460)
2014-15 Playoff Record	(WIN)
All-Time Playoff Record	107-162 (.398)
NBA Titles	One (1950-51)
Conference Titles	One (1950-51)
Division Titles	Five (last: 2002-03)

BY THE NUMBERS

HEAT's largest win:31, 115-84 @ MIA, 1/23/10
HEAT's most points:141, 141-129 (2 OT) @ MIA, 2/26/13
HEAT's fewest points:69, 108-69 (L) @ SAC, 4/10/89

Kings' largest win:39, 108-69 @ SAC, 4/10/89
Kings' most points:129, 141-129 (2 OT-L) @ MIA, 2/26/13
Kings' fewest points:77 (twice), 103-77 (L) @ MIA, 10/31/08

STREAKS

HEAT's Last Win	
Overall:114-109 (OT) @ MIA, 3/7/15	
Home:114-109 (OT), 3/7/15	
Away:95-83, 1/16/15	
HEAT's Last Loss	
Overall:108-103 (OT) @ SAC, 12/27/13	
Home:90-75, 11/10/01	
Away:108-103 (OT), 12/27/13	
Longest Winning Streaks	
Overall:10 (10/31/08-12/02/13)	
Home:13 (11/3/02-present)	
Away:4 (1/9/09-1/12/13)	
Longest Losing Streaks	
Overall:4 (11/11/94-12/10/95)	
Home:1 (3 times) (last: 11/10/01)	
Away:4 (3 times) (last: 12/10/00-1/13/04)	

ALL-TIME SCORERS

Dwyane Wade (MIA) – 41 @ SAC, 1/9/09 (OT)
Mitch Richmond (SAC) – 38 @ MIA, 12/26/93

HEAT VS. KINGS (36-17, HOME: 24-3, AWAY: 12-14)

VS.12/07/88	96-94	(LOSS)
@12/15/88	94-90	(LOSS)
VS.02/05/89	102-98	(WIN)
@04/10/89	108-69	(LOSS)
1988-89 Overall: 1-3	Home: 1-1	Away: 0-2
VS.02/28/90	113-92	(WIN)
@03/13/90	121-87	(LOSS)
1989-90 Overall: 1-1	Home: 1-0	Away: 0-1
VS.01/08/91	95-83	(WIN)
@04/02/91	96-90	(LOSS)
1990-91 Overall: 1-1	Home: 1-0	Away: 0-1
VS.11/22/91	118-112	(WIN)
@01/04/92	110-97	(WIN)
1991-92 Overall: 2-0	Home: 1-0	Away: 1-0
VS.12/15/92	106-98	(WIN)
@01/09/93	108-94	(LOSS)
1992-93 Overall: 1-1	Home: 1-0	Away: 0-1
VS.12/26/93	109-95	(WIN)
@01/11/94	103-95	(LOSS)
1993-94 Overall: 1-1	Home: 1-0	Away: 0-1
VS.11/29/94	94-89	(LOSS)
@01/07/95	96-95	(LOSS)
1994-95 Overall: 0-2	Home: 0-1	Away: 0-1
@12/10/95	110-90	(LOSS)
VS.02/05/96	103-92	(WIN)
1995-96 Overall: 1-1	Home: 1-0	Away: 0-1
@**11/22/96	111-108	(WIN)
VS.03/26/97	101-88	(WIN)
1996-97 Overall: 2-0	Home: 1-0	Away: 1-0

VS.11/11/97	101-82	(WIN)
@02/20/98	91-77	(WIN)
1997-98 Overall: 2-0	Home: 1-0	Away: 1-0
NO GAMES		
1998-99 Overall: 0-0	Home: 0-0	Away: 0-0
VS.11/29/99	98-88	(WIN)
@12/10/99	107-97	(WIN)
1999-00 Overall: 2-0	Home: 1-0	Away: 1-0
@12/10/00	101-97	(LOSS)
VS.03/14/01	114-101	(WIN)
2000-01 Overall: 1-1	Home: 1-0	Away: 0-1
VS.11/10/01	90-75	(LOSS)
@12/09/01	95-88	(LOSS)
2001-02 Overall: 0-2	Home: 0-1	Away: 0-1
VS.11/03/02	88-78	(WIN)
@01/05/03	96-70	(LOSS)
2002-03 Overall: 1-1	Home: 1-0	Away: 0-1
@01/13/04	90-86	(LOSS)
VS.03/06/04	102-96	(WIN)
2003-04 Overall: 1-1	Home: 1-0	Away: 0-1
@12/23/04	109-107	(WIN)
VS.03/04/05	104-83	(WIN)
2004-05 Overall: 2-0	Home: 1-0	Away: 1-0
@12/02/05	98-87	(WIN)
VS.01/22/06	119-99	(WIN)
2005-06 Overall: 2-0	Home: 1-0	Away: 1-0
@**12/07/06	93-91	(WIN)
VS.03/16/07	103-97	(WIN)
2006-07 Overall: 2-0	Home: 1-0	Away: 1-0

VS.02/26/08	107-86	(WIN)
@03/02/08	120-109	(LOSS)
2007-08 Overall: 1-1	Home: 1-0	Away: 0-1
VS.10/31/08	103-77	(WIN)
@01/09/09	119-115	(WIN)
2008-09 Overall: 2-0	Home: 1-0	Away: 1-0
@12/06/09	115-102	(WIN)
VS.01/23/10	115-84	(WIN)
2009-10 Overall: 2-0	Home: 1-0	Away: 1-0
@12/11/10	104-83	(WIN)
VS.02/22/11	117-97	(WIN)
2010-11 Overall: 2-0	Home: 1-0	Away: 1-0
VS.02/21/12	120-108	(WIN)
2011-12 Overall: 1-0	Home: 1-0	Away: 0-0
@01/12/13	128-99	(WIN)
VS.**02/26/13	141-129	(WIN)
2012-13 Overall: 2-0	Home: 1-0	Away: 1-0
VS.12/20/13	122-103	(WIN)
@11/27/13	108-103	(LOSS)
2013-14 Overall: 1-1	Home: 1-0	Away: 0-1
@01/16/15	95-83	(WIN)
VS.**03/07/15	114-109	(WIN)
2014-15 Overall: 2-0	Home: 1-0	Away: 1-0

* Overtime **Double Overtime



SAN ANTONIO SPURS



One AT&T Center, San Antonio, TX 78219 • (210) 444-5500

2015-16 VS. HEAT

2/9/16 @ MIA - 7:30

3/23/16 @ SA - 8:30

DIRECTORY

Chairman & CEO.....	Peter Holt
President of Business Operations.....	Rick Pych
President of Basketball Operations/Head Coach.....	Gregg Popovich
President of Sports Franchises/General Manager.....	R.C. Buford
Assistant General Managers.....	Scott Layden, Sean Marks
Assistant Coaches.....	Ettore Messina, Ime Udoka, James Borrego, Becky Hammon, Chip Engelland, Chad Forcier
Director of Scouting/Austin Spurs General Manager.....	Brian Puga
Director of College Player Personnel.....	George Felton
Head Athletic Trainer.....	Will Sevensen
Assistant Athletic Trainer.....	Paul West
Team Travel & Equipment Manager.....	Travis Wade
Video Coordinator.....	Will Hardy
Video Coordinator Assistant.....	Patrick Gaitley
Senior Director of Basketball Communications.....	Tom James
Basketball Communications Manager.....	Kris Davis
Basketball Communications Coordinator.....	Jordan Howenstine
Home Court.....	AT&T Center (18,460)
Radio.....	WOAI (1200 AM), Bill Schoening
Spanish Radio.....	KCOR (1350 AM), Paul Castro
Television.....	KENS (Channel 5), KMYS (Channel 35), Bill Land, Sean Elliott, Andrew Monaco
Cable TV.....	FOX Sports Southwest (Channel 26), Bill Land, Sean Elliott, Andrew Monaco

BACKGROUND

Founded.....	1967-68 Dallas Chaparrals, 1970-71 Texas Chaparrals, 1971-72 Dallas Chaparrals, 1973-74 San Antonio Spurs, Entered NBA 1976-77
Division.....	Southwest
2014-15 Record.....	55-27 (.671) (Tied for 2nd in the Southwest Division)
All-Time NBA Record.....	1,939-1,211 (.616)
2014-15 Playoff Record.....	3-4 (Lost to L.A. Clippers, 4-3, First Round)
All-Time NBA Playoff Record.....	204-161 (.559)
NBA Titles.....	Five (last: 2013-14)
Conference Titles.....	Six (last: 2013-14)
Division Titles.....	21 (last: 2013-14)
All-Time ABA Record/Division Titles.....	378-366 (.508), no Division Titles
All-Time ABA Playoff Record/ABA Titles.....	17-32 (.347), no ABA Titles

BY THE NUMBERS

HEAT's largest win:30, 110-80 @ MIA, 3/14/11
HEAT's most points:120, 120-98 @ MIA, 1/17/12
HEAT's fewest points:65, 67-65 (L) @ MIA, 2/1/03

Spurs' largest win:30 (twice), 125-95 @ SA, 3/4/11
Spurs' most points:125, 125-95 @ SA, 3/4/11
Spurs' fewest points:67, 67-65 @ MIA, 2/1/03

STREAKS

HEAT's Last Win	
Overall:.....	113-101 @ MIA, 1/26/14
Home:.....	113-101, 1/26/14
Away:.....	88-86, 3/31/13
HEAT's Last Loss	
Overall:.....	95-81 @ MIA, 3/31/15
Home:.....	95-81, 3/31/15
Away:.....	98-85, 2/6/15
Longest Winning Streaks	
Overall:.....	5 (3/14/11-1/26/14)
Home:.....	4 (3/14/11-1/26/14)
Away:.....	1 (three times) (last: 3/31/13)
Longest Losing Streaks	
Overall:.....	6 (twice) (last: 3/23/02-11/2/04)
Home:.....	3 (1/24/08-3/16/10)
Away:.....	10 (twice) (last: 4/2/98-11/7/07)

ALL-TIME SCORERS

Dwyane Wade (MIA) - 36 @ MIA, 1/20/06
Tony Parker (SA) - 38 @ MIA, 1/20/06

HEAT VS. SPURS (18-37, HOME: 15-13, AWAY: 3-24)

@.....	11/09/88	117-93	(LOSS)
VS.....	11/30/88	105-101	(LOSS)
VS.....	12/26/88	111-109	(WIN)
@.....	01/23/89	119-101	(LOSS)
VS.....	03/25/89	107-105	(WIN)
@.....	04/04/89	109-87	(LOSS)
1988-89 Overall: 2-4	Home: 2-1	Away: 0-3	
VS.....	01/09/90	107-102	(LOSS)
@.....	03/17/90	111-98	(LOSS)
1989-90 Overall: 0-2	Home: 0-1	Away: 0-1	
@.....	12/26/90	111-97	(LOSS)
VS.....	03/22/91	97-90	(LOSS)
1990-91 Overall: 0-2	Home: 0-1	Away: 0-1	
@.....	02/25/92	123-101	(LOSS)
VS.....	03/27/92	118-101	(WIN)
1991-92 Overall: 1-1	Home: 1-0	Away: 0-1	
@.....	12/10/92	101-91	(LOSS)
VS.....	02/26/93	93-86	(WIN)
1992-93 Overall: 1-1	Home: 1-0	Away: 0-1	
VS.....	12/28/93	84-76	(LOSS)
@.....	02/19/94	100-96	(LOSS)
1993-94 Overall: 0-2	Home: 0-1	Away: 0-1	
@.....	01/12/95	113-108	(LOSS)
VS.....	01/20/95	115-114	(LOSS)
1994-95 Overall: 0-2	Home: 0-1	Away: 0-1	
VS.....	01/22/96	96-89	(WIN)
@.....	03/14/96	120-100	(LOSS)
1995-96 Overall: 1-1	Home: 1-0	Away: 0-1	
@.....	12/23/96	90-79	(WIN)
VS.....	03/02/97	79-72	(WIN)
1996-97 Overall: 2-0	Home: 1-0	Away: 1-0	

VS.....	01/03/98	84-77	(LOSS)
@.....	04/02/98	103-89	(LOSS)
1997-98 Overall: 0-2	Home: 0-1	Away: 0-1	
NO GAMES			
1998-99 Overall: 0-0	Home: 0-0	Away: 0-0	
@.....	02/29/00	93-69	(LOSS)
VS.....	04/02/00	88-84	(WIN)
1999-00 Overall: 1-1	Home: 1-0	Away: 0-1	
@.....	01/02/01	80-72	(LOSS)
VS.....	03/25/01	88-83	(WIN)
2000-01 Overall: 1-1	Home: 1-0	Away: 0-1	
VS.....	02/01/02	88-83	(WIN)
@.....	03/23/02	89-79	(LOSS)
2001-02 Overall: 1-1	Home: 1-0	Away: 0-1	
VS.....	02/01/03	67-65	(LOSS)
@.....	02/25/03	84-69	(LOSS)
2002-03 Overall: 0-2	Home: 0-1	Away: 0-1	
@.....	11/04/03	80-73	(LOSS)
VS.....	12/06/03	86-70	(LOSS)
2003-04 Overall: 0-2	Home: 0-1	Away: 0-1	
@.....	11/12/04	93-84	(LOSS)
VS.....	02/13/05	96-92	(WIN)
2004-05 Overall: 1-1	Home: 1-0	Away: 0-1	
@.....	12/07/05	98-84	(LOSS)
VS.....	01/20/06	101-94	(LOSS)
2005-06 Overall: 0-2	Home: 0-1	Away: 0-1	

@.....	11/22/06	106-86	(LOSS)
VS.....	02/11/07	100-85	(WIN)
2006-07 Overall: 1-1	Home: 1-0	Away: 0-1	
@.....	11/07/07	88-78	(LOSS)
VS.....	01/24/08	90-89	(LOSS)
2007-08 Overall: 0-2	Home: 0-1	Away: 0-1	
@.....	11/07/08	99-83	(WON)
VS.....	01/05/09	91-84	(LOSS)
2008-09 Overall: 1-1	Home: 0-1	Away: 1-0	
@.....	12/31/09	108-78	(LOSS)
VS.....	03/16/10	88-76	(LOSS)
2009-10 Overall: 0-2	Home: 0-1	Away: 0-1	
@.....	03/04/11	125-95	(LOSS)
VS.....	03/14/11	110-80	(WIN)
2010-11 Overall: 1-1	Home: 1-0	Away: 0-1	
VS.....	01/17/12	120-98	(WIN)
2011-12 Overall: 1-0	Home: 1-0	Away: 0-0	
VS.....	11/29/12	105-100	(WIN)
@.....	03/31/13	88-86	(WIN)
2012-13 Overall: 2-0	Home: 1-0	Away: 1-0	
VS.....	01/26/14	113-101	(WIN)
@.....	03/06/14	111-87	(LOSS)
2013-14 Overall: 1-1	Home: 1-0	Away: 0-1	
@.....	02/06/15	98-85	(LOSS)
VS.....	03/31/15	95-81	(LOSS)
2014-15 Overall: 0-2	Home: 0-1	Away: 0-1	

*Overtime



TORONTO RAPTORS

50 Bay Street, Suite 500, Toronto, Ontario, Canada M5J 2L2 • (416) 815-5600

2015-16 VS. HEAT

11/8/15 @ MIA – 6:00
12/18/15 @ MIA – 8:00
1/22/16 @ TOR – 8:00
3/12/16 @ TOR – 7:00

DIRECTORY

Chairman of the Board & NBA Governor Lawrence Tanenbaum
President & General Manager, Alternate NBA Governor Masai Ujiri
Head Coach Dwane Casey
Assistant Coaches Rex Kalamian, Andy Greer, Nick Nurse, Jerry Stackhouse
Assistant Coach/Player Development Jama Mahlela
Assistant Coach/Director of Sports Science Alex McKechnie
Head Athletic Trainer Scott McCollough
Strength & Conditioning Coach Jon Lee
Director, Media Relations Jim LaBombard
Manager, Media Relations Phil Summers
Coordinator, Media Relations Phil Summers
Home Court Air Canada Centre (19,800)
Radio TSN Radio 1050 (AM 1050), Sportsnet 590 (AM 590), Paul Jones, Eric Smith, Sherman Hamilton
Television TSN, TSN2, Sportsnet, Sportsnet ONE, Sportsnet 360, Matt Devlin, Leo Rautins, Jack Armstrong

BACKGROUND

Founded 1995-96
Division Atlantic
2014-15 Record 49-33 (.598) (1st in the Atlantic Division)
All-Time NBA Record 678-914 (.426)
2014-15 Playoff Record 0-4 (Lost to Washington, 4-0, First Round)
All-Time Playoff Record 14-28 (.333)
NBA Titles None
Conference Titles None
Division Titles Three (last: 2014-15)

BY THE NUMBERS

HEAT's largest win: 30, 109-79 @ MIA, 3/8/96
HEAT's most points: 123, 123-116 (OT) @ MIA, 1/23/13
HEAT's fewest points: 54, 96-54 (L) @ TOR, 3/19/08

Raptors' largest win: 42, 96-54 @ TOR, 3/19/08
Raptors' most points: 120, 120-113 @ TOR, 11/20/09
Raptors' fewest points: 66, 78-66 (L) @ MIA, 11/29/03

STREAKS

HEAT's Last Win
Overall: 107-102 @ MIA, 11/2/14
Home: 107-102, 11/2/14
Away: 90-83, 11/29/13
HEAT's Last Loss
Overall: 107-104 @ MIA, 4/11/15
Home: 107-104, 4/11/15
Away: 102-92, 3/13/15
Longest Winning Streaks
Overall: 16 (3/28/10-11/2/14)
Home: 10 (12/15/09-11/2/14)
Away: 7 (2/16/11-11/29/13)
Longest Losing Streak
Overall: 6 (2/4/08-11/19/08)
Home: 3 (2/4/08-11/19/08)
Away: 4 (3/28/07-11/16/08)

ALL-TIME SCORERS

Dwyane Wade (MIA) – 42 @ TOR, 3/6/09
Andrea Bargnani (TOR) – 38 @ TOR, 2/16/11

HEAT VS. RAPTORS (48-23, HOME: 28-9, AWAY: 20-14)

@	12/03/95	112-94	(WIN)
VS.	02/13/96	98-87	(LOSS)
VS.	03/08/96	109-79	(WIN)
1995-96 Overall: 2-1 Home: 1-1 Away: 1-0			
VS.	12/14/96	89-88	(WIN)
@	01/23/97	99-87	(WIN)
@	03/30/97	102-97	(LOSS)
VS.	04/05/97	98-84	(WIN)
1996-97 Overall: 3-1 Home: 2-0 Away: 1-1			
VS.	10/31/97	114-101	(WIN)
VS.	11/22/97	108-104	(WIN)
@	02/15/98	116-95	(WIN)
@	04/10/98	111-105	(WIN)
1997-98 Overall: 4-0 Home: 2-0 Away: 2-0			
VS.	02/11/99	102-84	(WIN)
VS.	03/11/99	83-73	(WIN)
@	04/06/99	92-70	(WIN)
1998-99 Overall: 3-0 Home: 2-0 Away: 1-0			
@	11/04/99	97-86	(LOSS)
@	01/28/00	108-93	(LOSS)
VS.	04/18/00	97-73	(WIN)
1999-00 Overall: 1-2 Home: 1-0 Away: 0-2			
VS.	01/24/01	103-83	(WIN)
@	02/15/01	98-91	(LOSS)
VS.	03/27/01	101-92	(LOSS)
@	04/13/01	94-82	(LOSS)
2000-01 Overall: 2-2 Home: 1-1 Away: 1-1			
VS.	10/31/01	97-92	(WIN)
@	12/23/01	83-76	(LOSS)
VS.	03/08/02	83-74	(LOSS)
@	03/27/02	81-80	(LOSS)
2001-02 Overall: 1-3 Home: 1-1 Away: 0-2			

@	12/20/02	97-77	(WIN)
VS.	03/21/03	107-98	(WIN)
VS.	04/08/03	89-83	(WIN)
@	04/15/03	103-99	(WIN)
2002-03 Overall: 4-0 Home: 2-0 Away: 2-0			
VS.	11/29/03	78-66	(WIN)
@	12/14/03	90-89	(WIN)
VS.	03/02/04	89-86	(LOSS)
2003-04 Overall: 2-1 Home: 1-1 Away: 1-0			
VS.	11/30/04	94-92	(LOSS)
@	12/12/04	106-98	(WIN)
@	01/26/05	111-96	(WIN)
VS.	03/29/05	103-91	(WIN)
2004-05 Overall: 3-1 Home: 1-1 Away: 2-0			
@	11/20/05	107-94	(LOSS)
@	02/27/06	101-94	(WIN)
@	03/29/06	98-94	(WIN)
VS.	04/11/06	106-97	(WIN)
2005-06 Overall: 3-1 Home: 2-0 Away: 1-1			
VS.	12/11/06	99-77	(WIN)
@	03/28/07	96-83	(LOSS)
VS.	04/03/07	92-89	(WIN)
2006-07 Overall: 2-1 Home: 2-0 Away: 0-1			
VS.	02/04/08	114-82	(LOSS)
@	03/05/08	108-83	(LOSS)
@	03/19/08	96-54	(LOSS)
@	04/14/08	91-75	(LOSS)
2007-08 Overall: 0-4 Home: 0-2 Away: 0-2			
@	11/16/08	107-96	(LOSS)
VS.	11/19/08	101-95	(LOSS)
@	03/06/09	108-102	(WIN)
2008-09 Overall: 1-2 Home: 0-1 Away: 1-1			

@	11/20/09	120-113	(LOSS)
VS.	12/15/09	115-95	(WIN)
@	01/27/10	111-103	(LOSS)
VS.	03/28/10	97-94	(WIN)
2009-10 Overall: 2-2 Home: 2-0 Away: 0-2			
VS.	11/13/10	109-100	(WIN)
VS.	01/22/11	120-103	(WIN)
@	02/16/11	103-95	(WIN)
@	04/13/11	97-79	(WIN)
2010-11 Overall: 4-0 Home: 2-0 Away: 2-0			
VS.	02/05/12	95-89	(WIN)
@	03/30/12	113-101	(WIN)
VS.	04/18/12	96-72	(WIN)
2011-12 Overall: 3-0 Home: 2-0 Away: 1-0			
VS.	*01/23/13	123-116	(WIN)
@	02/03/13	100-85	(WIN)
@	03/17/13	108-91	(WIN)
2012-13 Overall: 3-0 Home: 1-0 Away: 2-0			
@	11/05/13	104-95	(WIN)
@	11/29/13	90-83	(WIN)
VS.	01/05/14	102-97	(WIN)
VS.	03/31/14	93-83	(WIN)
2013-14 Overall: 4-0 Home: 2-0 Away: 2-0			
VS.	11/02/14	107-102	(WIN)
@	03/13/15	102-92	(LOSS)
VS.	04/11/15	107-104	(LOSS)
2014-15 Overall: 1-2 Home: 1-1 Away: 0-1			

*Overtime



301 West South Temple, Salt Lake City, UT, 84101 • (801) 325-2500

2015-16 VS. HEAT

11/12/15 @ MIA – 7:30

1/9/16 @ UTA – 9:00

DIRECTORY

Owner	Gail Miller
President, Larry H. Miller Sports & Entertainment	Steve Starks
President, Utah Jazz	Randy Rigby
General Manager	Dennis Lindsey
V.P., Player Personnel	Walt Perrin
Assistant General Manager	Justin Zanik
Executive Director of Basketball Operations	Richard Smith
Director of Pro Player Personnel	David Fredman
Head Coach	Quin Snyder
Assistant Coaches	Johnnie Bryant, Alex Jensen, Brad Jones, Igor Kokoskov, Antonio Lang, Mike Wells
Assistant Coach/Integrated Player Development	Jeff Watkinson
Director of Sports Science/Assistant Coach	Mark McKown
Head Athletic Trainer	Brian Zettler
Head Strength & Conditioning Coach	Isaiah Wright
Sr., V.P., Communications (Larry H. Miller Sports & Entertainment)	Frank Zang
V.P., Communications	Jonathan Rinehart
Director, Communications	Derek Garduño
Manager, Communications	Caroline Burleson
Home Court	Vivint Smart Home Arena (19,911)
Radio	KZNS (1280 AM/97.5 FM "The Zone"), David Locke, Ron Boone
Cable TV	ROOT Sports, Craig Bolerjack, Matt Harpring, Steve Brown

BACKGROUND

Founded	1974-75 New Orleans Jazz, 1979-80 Utah Jazz
Division	Northwest
2014-15 Record	38-44 (.463) (3rd in the Northwest Division)
All-Time NBA Record	1,775-1,539 (.536)
2014-15 Playoff Record	None
All-Time Playoff Record	114-127 (.473)
NBA Titles	None
Conference Titles	Two (last: 1997-98)
Division Titles	10 (last: 2009-10)

BY THE NUMBERS

HEAT's largest win: 38, 121-83 @ MIA, 3/14/06
 HEAT's most points: 140, 140-129 (3 OT) @ MIA, 3/14/09
 HEAT's fewest points: 56, 95-56 (L) @ MIA, 12/18/01

Jazz's largest win: 39, 95-56 @ MIA, 12/18/01
 Jazz's most points: 129, 140-129 (3 OT-L) @ MIA, 3/14/09
 Jazz's fewest points: 70, 80-70 (L) @ MIA, 12/23/09

STREAKS

HEAT's Last Win	
Overall:	100-95 @ UTA, 12/12/14
Home:	117-94, 12/16/13
Away:	100-95, 12/12/14
HEAT's Last Loss	
Overall:	105-87 @ MIA, 12/17/14
Home:	105-87, 12/17/14
Away:	94-89, 2/8/14
Longest Winning Streaks	
Overall:	7 (2/17/04-3/13/07)
Home:	7 (2/17/04-12/23/09)
Away:	3 (12/04/04-1/13/07)
Longest Losing Streaks	
Overall:	7 (11/4/94-12/16/97)
Home:	6 (12/23/92-12/16/97)
Away:	7 (12/12/88-1/12/93)

ALL-TIME SCORERS

Dwyane Wade (MIA) – 50 @ MIA, 3/14/09 (3 OT)
 Paul Millsap (UTA) – 46 @ MIA, 11/9/10 (OT)

HEAT VS. JAZZ (23-33, HOME: 14-13, AWAY: 9-20)

@	12/12/88	110-94	(LOSS)
VS.	12/23/88	101-80	(WIN)
VS.	01/10/89	92-88	(LOSS)
@	02/07/89	96-77	(LOSS)
VS.	03/03/89	107-95	(LOSS)
@	03/17/89	118-96	(LOSS)
1988-89 Overall: 1-5	Home: 1-2	Away: 0-3	
@	12/30/89	117-98	(LOSS)
VS.	03/05/90	105-104	(WIN)
1989-90 Overall: 1-1	Home: 1-0	Away: 0-1	
VS.	12/23/90	99-93	(WIN)
@	01/02/91	112-104	(LOSS)
1990-91 Overall: 1-1	Home: 1-0	Away: 0-1	
VS.	11/19/91	111-91	(WIN)
@	12/28/91	128-103	(LOSS)
1991-92 Overall: 1-1	Home: 1-0	Away: 0-1	
VS.	12/23/92	92-86	(LOSS)
@	*01/12/93	125-122	(LOSS)
1992-93 Overall: 0-2	Home: 0-1	Away: 0-1	
VS.	11/17/93	115-111	(LOSS)
@	01/07/94	110-104	(WIN)
1993-94 Overall: 1-1	Home: 0-1	Away: 1-0	
@	11/04/94	119-108	(LOSS)
VS.	03/12/95	96-86	(LOSS)
1994-95 Overall: 0-2	Home: 0-1	Away: 0-1	
VS.	12/16/95	83-74	(LOSS)
@	01/08/96	94-92	(LOSS)
1995-96 Overall: 0-2	Home: 0-1	Away: 0-1	

VS.	*12/19/96	94-87	(LOSS)
@	01/04/97	83-80	(LOSS)
1996-97 Overall: 0-2	Home: 0-1	Away: 0-1	
VS.	12/16/97	103-95	(LOSS)
@	02/24/98	104-102	(WIN)
1997-98 Overall: 1-1	Home: 0-1	Away: 1-0	
@	03/23/99	84-81	(LOSS)
1998-99 Overall: 0-1	Home: 0-0	Away: 0-1	
VS.	12/22/99	74-72	(WIN)
@	01/13/00	93-83	(LOSS)
1999-00 Overall: 1-1	Home: 1-0	Away: 0-1	
@	11/10/00	87-80	(WIN)
VS.	12/01/00	94-92	(LOSS)
2000-01 Overall: 1-1	Home: 0-1	Away: 1-0	
VS.	12/18/01	95-56	(LOSS)
@	01/28/02	101-89	(LOSS)
2001-02 Overall: 0-2	Home: 0-1	Away: 0-1	
@	01/10/03	92-76	(LOSS)
VS.	03/10/03	83-73	(LOSS)
2002-03 Overall: 0-2	Home: 0-1	Away: 0-1	
@	01/15/04	97-85	(LOSS)
VS.	02/17/04	97-85	(WIN)
2003-04 Overall: 1-1	Home: 1-0	Away: 0-1	
VS.	*11/19/04	107-105	(WIN)
@	12/06/04	100-80	(WIN)
2004-05 Overall: 2-0	Home: 1-0	Away: 1-0	
@	01/14/06	100-94	(WIN)
VS.	03/14/06	121-83	(WIN)
2005-06 Overall: 2-0	Home: 1-0	Away: 1-0	

@	01/13/07	119-110	(WIN)
VS.	03/13/07	88-86	(WIN)
2006-07 Overall: 2-0	Home: 1-0	Away: 1-0	
@	12/03/07	110-101	(LOSS)
VS.	12/22/07	104-102	(WIN)
2007-08 Overall: 1-1	Home: 1-0	Away: 0-1	
@	12/03/08	93-89	(WIN)
VS.	**03/14/09	140-129	(WIN)
2008-09 Overall: 2-0	Home: 1-0	Away: 1-0	
VS.	12/23/09	80-70	(WIN)
@	01/11/10	118-89	(LOSS)
2009-10 Overall: 1-1	Home: 1-0	Away: 0-1	
VS.	*11/09/10	116-114	(LOSS)
@	12/08/10	111-98	(WIN)
2010-11 Overall: 1-1	Home: 0-1	Away: 1-0	
@	03/02/12	99-98	(LOSS)
2011-12 Overall: 0-1	Home: 0-0	Away: 0-1	
VS.	12/22/12	105-89	(WIN)
@	01/14/13	104-97	(LOSS)
2012-13 Overall: 1-1	Home: 1-0	Away: 1-0	
VS.	12/16/13	117-94	(WIN)
@	02/08/14	94-89	(LOSS)
2013-14 Overall: 1-1	Home: 1-0	Away: 1-0	
@	12/12/14	100-95	(WIN)
VS.	12/17/14	105-87	(LOSS)
2014-15 Overall: 1-1	Home: 0-1	Away: 1-0	

*Overtime **Double Overtime ***Triple Overtime



WASHINGTON WIZARDS

601 F Street NW, Washington, DC 20004 • (202) 661-5000

2015-16 VS. HEAT

12/7/15 @ MIA - 7:30
1/3/16 @ WAS - 6:00

1/20/16 @ WAS - 7:00
2/20/16 @ MIA - 7:30

DIRECTORY

Majority Owner Ted Leonsis
President Ernie Grunfeld
Head Coach Randy Wittman
Assistant Coaches Don Newman, Don Zierden, Roy Rogers, Pat Sullivan, Howard Easley
Assistant Coach/Player Development David Adkins
Sr. V.P., Basketball Operations Tommy Sheppard
Head Athletic Trainer Eric Waters
Senior Director, Communications Scott Hall
Director, Communications Patrick Rees
Senior Manager, Communications Daren Jenkins
Home Court Verizon Center (20,356)
Radio WNEW (99.1 FM), WFED (1500 AM), Dave Johnson, Glenn Consor
Cable TV Comcast SportsNet, Steve Buchantz, Phil Chenier, Chris Miller

BACKGROUND

Founded 1961-62 Chicago Packers, 1962-63 Chicago Zephyrs, 1963-64 Baltimore Bullets, 1973-74 Capital Bullets, 1974-75 Washington Bullets, 1997-98 Washington Wizards
Division Southeast
2014-15 Record 46-36 (.561) (2nd in the Southeast Division)
All-Time NBA Record 1,963-2,406 (.449)
2014-15 Playoff Record 6-4 (Defeated Toronto, 4-0, First Round (Lost to Atlanta, 4-2, Eastern Conference Semifinals)
All-Time Playoff Record 89-124 (.418)
NBA Titles One (1977-78)
Conference Titles Four (last: 1978-79)
Division Titles Seven (last: 1978-79)

BY THE NUMBERS

HEAT's largest win: 33, 113-80 @ MIA, 1/23/94
HEAT's most points: 128 (twice), 128-113 @ WAS, 12/30/05
HEAT's fewest points: 65, 95-65 (L) @ WAS, 11/16/02

Wizards' largest win: 34, 104-70 @ WAS, 4/26/12
Wizards' most points: 120, 121-120 (OT-L) @ MIA, 4/23/93
Wizards' fewest points: 71, 99-71 (L) @ MIA, 1/6/13

STREAKS

HEAT's Last Win
Overall: 107-95 @ MIA, 10/29/14
Home: 107-95, 10/29/14
Away: 103-98, 4/10/13

HEAT's Last Loss
Overall: 99-97 @ WAS, 3/6/15
Home: 105-103, 12/19/14
Away: 99-97, 3/6/15

Longest Winning Streaks
Overall: 12 (11/14/03-4/8/06)
Home: 10 (4/20/90-2/21/94)
Away: 7 (11/18/08-2/10/12)

Longest Losing Streaks
Overall: 4 (twice) (last: 12/13/07-4/10/08)
Home: 3 (4/6/89-2/6/90)
Away: 4 (twice) (last: 1/15/14-present)

ALL-TIME SCORERS

Alonzo Mourning (MIA) - 50 @ MIA, 3/29/96
Gilbert Arenas (WAS) - 47 @ WAS, 12/30/05

HEAT VS. WIZARDS (73-36, HOME: 41-13, AWAY: 32-23)

@	01/12/89	106-100	(LOSS)
VS.	04/06/89	101-93	(LOSS)
1988-89 Overall: 0-2 Home: 0-1 Away: 0-1			
@	11/25/89	107-88	(LOSS)
VS.	01/11/90	100-89	(LOSS)
@	01/15/90	111-105	(WIN)
VS.	02/06/90	118-100	(LOSS)
VS.	04/20/90	117-112	(WIN)
1989-90 Overall: 2-3 Home: 1-2 Away: 1-1			
VS.	11/02/90	119-95	(WIN)
@	01/29/91	105-101	(LOSS)
@	02/21/91	104-90	(WIN)
VS.	04/10/91	112-106	(WIN)
@	04/14/91	101-96	(LOSS)
1990-91 Overall: 3-2 Home: 2-0 Away: 1-2			
@	01/16/92	102-94	(WIN)
VS.	01/22/92	125-112	(WIN)
VS.	03/08/92	112-98	(WIN)
VS.	04/07/92	106-89	(WIN)
@	04/10/92	108-93	(WIN)
1991-92 Overall: 5-0 Home: 3-0 Away: 2-0			
@	01/02/93	100-93	(LOSS)
VS.	01/26/93	104-102	(LOSS)
VS.	03/03/93	125-106	(WIN)
@	04/15/93	110-92	(LOSS)
VS.	04/23/93	121-120	(WIN)
1992-93 Overall: 2-3 Home: 2-0 Away: 0-3			
@	11/20/93	104-102	(LOSS)
VS.	01/23/94	113-80	(WIN)
VS.	02/21/94	126-98	(WIN)
@	04/06/94	114-103	(WIN)
1993-94 Overall: 3-1 Home: 2-0 Away: 1-1			
VS.	11/12/94	109-99	(LOSS)
@	02/03/95	105-95	(WIN)
VS.	02/08/95	111-107	(WIN)
VS.	03/05/95	103-90	(WIN)
@	03/29/95	101-97	(WIN)
1994-95 Overall: 4-1 Home: 2-1 Away: 2-0			
@	11/24/95	110-94	(LOSS)
VS.	01/17/96	96-89	(WIN)
VS.	03/29/96	112-93	(WIN)
@	04/08/96	111-99	(LOSS)
1995-96 Overall: 2-2 Home: 2-0 Away: 0-2			
VS.	01/13/97	98-95	(WIN)
@	01/17/97	103-92	(WIN)
VS.	03/06/97	99-95	(LOSS)
@	03/07/97	108-105	(WIN)
1996-97 Overall: 3-1 Home: 1-1 Away: 2-0			

@	11/01/97	109-108	(WIN)
VS.	11/08/97	114-106	(WIN)
@	12/17/97	88-74	(LOSS)
VS.	04/17/98	97-89	(LOSS)
1997-98 Overall: 2-2 Home: 1-1 Away: 1-1			
@	02/23/99	96-80	(WIN)
VS.	03/16/99	94-85	(WIN)
@	04/04/99	90-79	(WIN)
1998-99 Overall: 3-0 Home: 1-0 Away: 2-0			
@	11/12/99	104-95	(WIN)
VS.	11/27/99	89-86	(WIN)
VS.	02/04/00	99-92	(WIN)
@	02/26/00	95-88	(WIN)
1999-00 Overall: 4-0 Home: 2-0 Away: 2-0			
@	12/02/00	93-90	(WIN)
VS.	12/29/00	98-91	(WIN)
VS.	02/27/01	103-95	(WIN)
@	04/04/01	86-84	(WIN)
2000-01 Overall: 4-0 Home: 2-0 Away: 2-0			
VS.	11/30/01	84-75	(LOSS)
@	12/12/01	82-80	(LOSS)
@	02/23/02	97-95	(WIN)
VS.	02/24/02	92-80	(WIN)
2001-02 Overall: 2-2 Home: 1-1 Away: 1-1			
@	11/16/02	95-65	(LOSS)
VS.	03/02/03	93-83	(WIN)
@	03/15/03	88-82	(LOSS)
VS.	04/11/03	91-87	(LOSS)
2002-03 Overall: 1-3 Home: 1-1 Away: 0-2			
VS.	*11/14/03	105-101	(WIN)
VS.	12/23/03	79-72	(WIN)
@	12/26/03	92-84	(WIN)
@	03/21/04	101-81	(WIN)
2003-04 Overall: 4-0 Home: 2-0 Away: 2-0			
@	11/06/04	118-106	(WIN)
VS.	11/09/04	103-93	(WIN)
VS.	12/13/04	106-83	(WIN)
@	12/15/04	98-93	(WIN)
2004-05 Overall: 4-0 Home: 2-0 Away: 2-0			
VS.	*12/11/05	104-101	(WIN)
@	12/30/05	128-113	(WIN)
VS.	03/08/06	118-112	(WIN)
@	04/08/06	99-86	(WIN)
2005-06 Overall: 4-0 Home: 2-0 Away: 2-0			

@	12/15/06	106-95	(LOSS)
@	02/28/07	92-83	(WIN)
VS.	03/11/07	106-104	(WIN)
VS.	04/11/07	85-82	(WIN)
2006-07 Overall: 3-1 Home: 2-0 Away: 1-1			
VS.	12/13/07	104-91	(LOSS)
@	12/29/07	96-74	(LOSS)
VS.	03/21/08	103-86	(LOSS)
@	04/04/08	109-95	(LOSS)
2007-08 Overall: 0-4 Home: 0-2 Away: 0-2			
VS.	11/14/08	97-77	(WIN)
@	11/18/08	94-87	(WIN)
VS.	01/28/09	93-71	(WIN)
@	04/04/09	118-104	(WIN)
2008-09 Overall: 4-0 Home: 2-0 Away: 2-0			
@	11/04/09	93-89	(WIN)
VS.	11/10/09	90-76	(WIN)
VS.	11/27/09	94-84	(LOSS)
@	01/22/10	112-88	(WIN)
2009-10 Overall: 3-1 Home: 1-1 Away: 2-0			
VS.	11/29/10	105-76	(WIN)
@	12/18/10	95-94	(WIN)
VS.	02/25/11	121-113	(WIN)
@	03/30/11	123-107	(WIN)
2010-11 Overall: 4-0 Home: 2-0 Away: 2-0			
@	02/10/12	106-89	(WIN)
VS.	04/21/12	86-84	(LOSS)
@	04/26/12	104-70	(LOSS)
2011-12 Overall: 1-2 Home: 0-1 Away: 1-1			
@	12/04/12	105-101	(LOSS)
VS.	12/15/12	102-72	(WIN)
VS.	01/06/13	99-71	(WIN)
@	04/10/13	103-98	(WIN)
2012-13 Overall: 3-1 Home: 2-0 Away: 1-1			
VS.	11/03/13	103-93	(WIN)
@	01/15/14	114-97	(LOSS)
VS.	03/10/14	99-90	(WIN)
@	04/14/14	114-93	(LOSS)
2013-14 Overall: 2-2 Home: 2-0 Away: 0-2			
VS.	10/29/14	107-95	(WIN)
@	12/01/14	107-86	(LOSS)
VS.	12/19/14	105-103	(LOSS)
@	03/06/15	99-97	(LOSS)
2014-15 Overall: 1-3 Home: 1-1 Away: 0-2			

*Overtime



MIAMI
HEAT

MEDIA



HEAT SPORTS MEDIA RELATIONS STAFF



Rob Wilson

SENIOR DIRECTOR OF SPORTS MEDIA RELATIONS

Rob Wilson begins his 17th season with the HEAT and his second as Senior Director of Sports Media Relations. He originally joined the HEAT as Assistant Director of Sports Media Relations in August of 1999 before being elevated to Director of Sports Media Relations in September of 2002. Wilson, who was promoted to his current position in October of 2014, is responsible for the HEAT's day-to-day and game-night media operations and serves as the team's statistical historian. He also assists Vice President, Sports Media Relations Tim Donovan with daily player and coach interviews and travels with the team and serves as a media liaison on the road. Wilson has also served as the editor of the HEAT media guide for each of the past 17 seasons and served seven seasons as editor of the HEAT postseason guide.

A 1986 Villanova University graduate, Wilson has spent 33 years in the professional and collegiate athletics field. He began his career as a student manager at Villanova from 1982-86 and was a member of the staff when the Wildcats captured the 1985 NCAA Championship. After graduation, he served as public relations intern for one season at the Big East Conference in 1987-88. From 1988-93, he was the sports information director at Drexel University before joining the public relations staff of the Philadelphia Phillies in August of 1993, just two months before their World Series appearance. Wilson left the Phillies one year later to become the Men's Basketball SID at the University of Miami, a position he held for just over three years. During his tenure at UM, he also served as the Baseball SID and an assistant SID with the Hurricanes' nationally-ranked football team. He was hired by the Philadelphia 76ers in August of 1997 and spent two seasons as the Manager of Communications before joining the HEAT in August of 1999.

A native of Commack, NY, Wilson currently lives in Miami Beach.



Michael Lissack

DIRECTOR OF SPORTS MEDIA RELATIONS

Michael Lissack begins his 12th full season with the HEAT and his second as Director of Sports Media Relations. He originally joined the HEAT as Assistant Director of Sports Media Relations in April of 2004 before being promoted to his current position in October of 2014. His responsibilities include assisting the department with day-to-day operations, arranging player appearances, as well as designing and editing the team's preseason and postseason media guides. He also travels with the team and serves as a media liaison during road games.

Lissack received his bachelor of science degree from Boston University's College of Communications in 1999. Throughout his college years, he held season-long internships in the Boston Celtics media relations department, and summer internships with the Philadelphia 76ers. He also interned with the NHL's Boston Bruins and worked in BU's sports marketing department.

Upon graduation, Lissack spent one season in the Golden State Warriors creative services department before returning to Boston to join the Celtics as Media Relations/Creative Services Coordinator. In that position, he was responsible for the public image of the club, as he was actively involved in writing, editing and creating all team publications and print ads, including the annual media guide and being editor of the team's monthly magazine. He was also instrumental in the day-to-day media operations and developing the Shaw's/Reebok Pro Summer League into a premier yearly event. In February of 2003, he was promoted to Manager of Team Relations where he focused on the daily media operations of the team.

A native of Philadelphia, PA, Lissack resides in Miami Beach.



Nick Maiorana

SPORTS MEDIA RELATIONS MANAGER

Nick Maiorana enters his 14th season with the HEAT organization and his 12th as a member of the Sports Media Relations department. He is responsible for writing team press releases, game notes, credentialing media and assisting the department with numerous interview requests as well as some team traveling duties throughout the season. He also serves as assistant editor of the team's publications including the media guide, preseason guide and postseason guide. In addition to his daily responsibilities, he created and maintains the HEAT's photo archive with over 27 years of historical images.

During the summer of 2012, Maiorana was promoted to Sports Media Relations Manager after serving as an assistant for eight years. In 2009 he was named the Assistant Media Coordinator for the first and second round games of the NCAA Tournament held at the American Airlines Arena as he was pivotal in meeting NCAA protocols while coordinating interviews and event staff duties.

The Miami native originally joined the HEAT as an intern in 2002 before being named Sports Media Relations Assistant in 2004. A graduate of Florida International University, Maiorana and his wife, Evelyn, reside in Miami with their daughter, Julianne.

HEAT MEDIA SERVICES

GENERAL

As the Miami HEAT enters its 28th NBA season, the team appreciates the coverage and support from the South Florida, national and international media. We look forward to working with you once again this year. In an effort to provide a quality work environment, the HEAT has established the following media information and guidelines.

AMERICANAIRLINES ARENA

The AmericanAirlines Arena mailing address is 601 Biscayne Boulevard, Miami, FL 33132. It is located just north of Port Boulevard and Bayside Marketplace and east of Biscayne Boulevard across from a Miami landmark, the Freedom Tower. Arriving via I-95 take 395 east to the Biscayne Boulevard exit, make a right at the second light and the arena will be on your left on 8th Street.

CREDENTIALS

HEAT media credentials, issued through the team's Sports Media Relations department, are required for admission to games in the AmericanAirlines Arena. Working media personnel, both regionally and nationally, are welcome at HEAT games. There are two types of HEAT media credentials available: media and photographer.

All credential requests must be approved by both the HEAT and the NBA in order to gain entrance. All credential requests (season and single-game) must come from the sports director or editor of your media outlet and be delivered on company letterhead to the attention of Rob Wilson and Nick Maiorana at the HEAT Sports Media Relations department. Those requests may be mailed, e-mailed to rwilson@heat.com and nmaiorana@heat.com or faxed to 786-777-1615. All requests from foreign and international media outlets must go directly to Mark Fischel (mfischel@nba.com/212-407-8047) and Michael Perrelli (mperrelli@nba.com/212-407-8304) of the NBA International Public Relations department and must be received at least five business days prior to the requested game. A credential request does not constitute a credential approval and it is the responsibility of the media outlet requesting a credential to call Nick Maiorana in the HEAT Sports Media Relations department at 786-777-1637 to confirm that the request was received and to verify whether it has been approved. A photo identification is necessary to pick up an approved credential. No credentials will be mailed.

HEAT season credentials will be issued only to media members who cover approximately 75 percent of the HEAT's home games with few exceptions. Additionally, head shots are required for all season passes for identification purposes. All other approved requests will be single-game credentials. A single-game credential allows the same access and privileges as a season pass. Single-game requests are due in the HEAT Sports Media Relations office no later than 48 hours before the requested game.

Credentials are to be worn in full view at all times, and once issued are the sole responsibility of the recipient and are **non-transferable**. In accordance with NBA rules, any person found with a credential other than their own will be escorted from the arena and the credential will be confiscated and revoked for the remainder of the season. Under NO CIRCUMSTANCES will that credential be returned.

AMERICANAIRLINES ARENA MEDIA ENTRANCE

Media covering a HEAT game in the AAA should enter the building through the Command Center, located at the southwest corner of the building (off Port Boulevard) next to the loading dock in the TV truck bay. This is where credentials can be picked up. The credential gate opens three and a half hours prior to the scheduled start of the game on weekdays and three hours on weekends.

THE ROBES PATTON MEMORIAL PRESSROOM

The media workshop, named in memory of late HEAT beat writer Robes Patton, is located near the northwest corner of the building. Upon entering the media gate, proceed to the left past the court entrance and the Robes Patton Memorial Pressroom will be on your left. Admission to the workroom is granted with a HEAT game credential. There is a working area where media can file stories and will be provided with game information. Team statistics, news releases, media guides, game notes and out-of-town scores are available in the Robes Patton Memorial Pressroom. Wireless internet access is available as well. The user name is aaamedia and the password is [@601\\$](mailto:aaamedia).

MEDIA DINING ROOM

Adjacent to the Robes Patton Memorial Pressroom on the northwest corner of the building is the Media Dining Room where food and drinks are provided to the media at a cost of \$7.00. ALL media members (home, visiting or national) choosing to eat the pre-game meal will be required to pay the nominal fee with \$5 from each meal being donated to the Robes Patton Memorial Fund. Receipts are available upon request. A hot meal will be served beginning three hours prior to the scheduled game time and will shut down 30 minutes after the listed start time of the game. Snacks will be available beginning at halftime and will continue to be available through the end of the game. A HEAT media credential is needed to gain access to the Media Dining Room.

AMERICANAIRLINES ARENA LOCKER ROOMS

The HEAT locker room, as well as the visiting team's locker room, is located off the same hallway as the Robes Patton Memorial Pressroom. Making a left out of the Robes Patton Memorial Pressroom or Media Dining Room, the visiting team locker room is located on the right (behind the visiting team bench) on the North side of the building. Continue down the hallway, past the Media Interview Room, as it wraps around to the right, the HEAT locker room is located on your left (behind the corner by the HEAT bench). As per NBA policy, access to the locker room is strictly limited to pre- and post-game only to media with appropriate credentials. Those credentials are issued only to media working the game. No still cameras or cell phones are allowed in the HEAT or visitors locker rooms.

HEAT INTERVIEW PROCEDURES

Access to HEAT players is pre- and post-game only in accordance with NBA directives. The HEAT locker room will open 75 minutes prior to the scheduled start time of each game for a period of 30 minutes and will close 45 minutes prior to the scheduled start time. The visiting team locker room will open between 75-90 minutes prior to tipoff for a period of 30-45 minutes and will also close 45 minutes before game time. Media members are prohibited from entering the Ron Culp

Management

Players

Review

Records

Playoffs

History

Alt-Time Roster

NBA/IBADL

Opponents

Media

HEAT MEDIA SERVICES

Training Room, the Zo Zone Weight Room or HEAT Player Lounge. The HEAT Sports Media Relations staff is available to assist with pre- and post-game interviews. HEAT Head Coach Erik Spoelstra will hold a pre-game press conference 105 minutes prior to the scheduled game time (5:45 p.m. for a 7:30 p.m. game) for each home game in the Media Interview Room and the visiting head coach will hold his availability session 90 minutes before the scheduled game time, usually outside the visiting locker room.

After the conclusion of games and the NBA mandated 15-minute "cool down" period, HEAT players are available for media interviews. These sessions are conducted inside the team locker room and valid HEAT credentials with locker room access are required for admittance. HEAT Head Coach Erik Spoelstra is available to the media in the Media Interview Room, located down the hall from the HEAT locker room.

AMERICANAIRLINES ARENA MEDIA SEATING

In AmericanAirlines Arena, press seating is available on the sidelines (both court-side and at the top of the lower bowl) and in the Upper Press Level. Members of the media, whether they have a season pass or a single-game pass, who would like a press seat must request one with the HEAT Sports Media Relations Department by 5:00 p.m. the day preceding the requested game (5:00 p.m. Friday for a weekend or Monday game). Press seating will be assigned for each game. The HEAT asks that media personnel consult seating charts located in the Robes Patton Memorial Pressroom, the Media Dining Room and in the seating areas to locate their seats. If your name does not appear on the seating chart and you have a credential, you are welcome to watch the game from the Upper Press Box, pressroom or dining room. Seating is based with priority going to media outlets that regularly cover the HEAT or their opponents on a daily basis, national outlets that cover the NBA on a daily basis and outlets which cover the HEAT on a weekly basis. You will be asked to move if you are found to be sitting in a seat that is not assigned to you or your outlet.

RADIO AND TELEVISION BROADCASTS

Visiting team broadcasters coming to AmericanAirlines Arena should plan to request statisticians well in advance of a particular game. Please contact Rob Wilson (rwilson@heat.com, 786-777-4466) to arrange for a statistician. This enables the HEAT Sports Media Relations department to provide the best available statisticians. The HEAT Sports Media Relations staff will be available to assist in arranging pre- and post-game interviews for broadcasts, as well. Media outlets needing a room to shoot interviews and any special requests should contact Rob Wilson as soon as possible, at least 24 hours prior to game time, because space is limited.

PHONE LINES/INSTRUMENTS

The HEAT provide a limited number of complimentary phones and phone lines for the media to use in the Robes Patton Memorial Pressroom and the auxiliary radio and photo workrooms (pipe and drape set-ups in the marshalling area). Media outlets wanting their own dedicated phone lines, either court-side, in the Robes Patton Memorial Pressroom or the auxiliary work areas, should contact Tony Coba (tcoba@heat.com, 786-777-1216) or Jose Martin (jamartin@heat.com, 786-777-1228) in the HEAT IT Department by 5:00 p.m. the night prior to the requested game (5:00 p.m. on Friday for a weekend or Monday night game).

INTERNET ACCESS

Wireless internet access is provided free of charge to media members in the Robes Patton Memorial Pressroom. Wireless internet access is also available in the main bowl of the AmericanAirlines Arena and the Media Interview Room. The username is `aaamedia` and the password is `#aaamedia@601$`.

PHOTOGRAPHERS

Photographers wishing to cover a particular HEAT game should request credentials no later than 48 hours before the scheduled game. Photographers work from assigned positions at each baseline. The sidcourt space in front of the scorer's table and on the opposite sideline is off limits, except for television camera crews approved by the NBA. Photographers must remain stationary and stay on the apron along each baseline, at least four feet off the court at all times. Photographers are also not allowed to shoot from the Upper Press Level or public walkways throughout the arena without approval from the HEAT Sports Media Relations department. Under no circumstances are flashbulbs permitted during games. In accordance with NBA rules, and to reduce the risk of injury to players, rubber lens shades are REQUIRED for all still photographers and film crews who are authorized to shoot NBA games.

Any requests for strobe equipment at HEAT games must come to Rob Wilson at the HEAT Sports Media Relations Department for approval. There is limited availability for strobes and if approved will cost the media outlet granted permission to shoot on the strobes a fee of \$400 per game.

PARKING

The HEAT has a limited amount of media parking available, both on a season and single-game basis. Media parking, which is sold on a first-come, first-served basis at a reduced rate of \$15 per game, is located across the street at Bayside Marketplace. Media members in need of parking should contact the HEAT Sports Media Relations department with as much advance notice as possible to purchase a pass in the Bayside lot.

MEDIA PACKETS

Informational packets are prepared and delivered for media that stay in Miami-area hotels. Media should make the request 48 hours prior to the scheduled game if they would like to receive a packet. Media packets include game credentials, game notes, league statistical leaders, press releases and recent feature clips. Media members can also have the information e-mailed to them by making a request and providing an e-mail address.

MEDIA HOTLINE

To get the latest practice and shootaround information, the media is encouraged to call the media hotline which is updated daily during the season. The HEAT Media Relations Hotline number is 786-777-4099.

AUTOGRAPHS

Seeking autographs or souvenir items from players or coaches is strictly prohibited and subject to forfeiture of credential. Media members are also prohibited from taking personal photos with players or coaches.

MIAMI HEAT ALL-TIME BROADCAST TEAMS

1988-89:	Sam Smith (TV & Radio play-by-play), Eric Reid (TV & Radio analyst), Sarvelio Del Valle (Spanish Radio), Carlos Fournier (Spanish Radio)	2003-04:	Eric Reid (TV play-by-play), Mike Fratello (TV analyst), Tony Fiorentino (TV & Radio analyst), Mike Inglis (Radio play-by-play), José Pañeda (Spanish Radio play-by-play), Joe Pujala (Spanish Radio analyst)
1989-90:	Sam Smith (TV & Radio play-by-play), Eric Reid (TV & Radio analyst), José Pañeda (Spanish Radio)	2004-05:	Eric Reid (TV play-by-play), Mike Fratello (TV analyst), Tony Fiorentino (TV & Radio analyst), Jason Jackson (TV host/courtside reporter), Mike Inglis (Radio play-by-play), John Crotty (Radio analyst), Jorge Sedano (Radio pre- and post-game host), José Pañeda (Spanish Radio play-by-play), Joe Pujala (Spanish Radio analyst)
1990-91:	Sam Smith (TV & Radio play-by-play), Eric Reid (TV & Radio analyst), José Pañeda (Spanish Radio)	2005-06:	Eric Reid (TV play-by-play), Tony Fiorentino (TV analyst), Jason Jackson (TV host/courtside reporter), Mike Inglis (Radio play-by-play), John Crotty (Radio analyst), Jorge Sedano (Radio pre- and post-game host), José Pañeda (Spanish TV & Radio play-by-play), Joe Pujala (Spanish TV & Radio analyst)
1991-92:	Eric Reid (TV & Radio play-by-play), Dave Wohl (TV & Radio analyst), José Pañeda (Spanish Radio)	2006-07:	Eric Reid (TV play-by-play), Tony Fiorentino (TV analyst), Jason Jackson (TV host/courtside reporter), Mike Inglis (Radio play-by-play), John Crotty (Radio analyst), Jorge Sedano (Radio pre- and post-game host), José Pañeda (Spanish TV & Radio play-by-play), Joe Pujala (Spanish TV & Radio analyst), Raul Striker, Jr. (Spanish TV host/courtside reporter)
1992-93:	Eric Reid (TV play-by-play), Jack Ramsay (TV analyst), David Halberstam (Radio), José Pañeda (Spanish Radio)	2007-08:	Eric Reid (TV play-by-play), Tony Fiorentino (TV analyst), Jason Jackson (TV host/courtside reporter), Mike Inglis (Radio play-by-play), John Crotty (Radio analyst), Jeremy Marks-Peltz (Radio pre- and post-game host), José Pañeda (Spanish Radio play-by-play), Joe Pujala (Spanish Radio analyst)
1993-94:	Eric Reid (TV play-by-play), Jack Ramsay (TV analyst), Dave LaMont (TV courtside reporter), David Halberstam (Radio), José Pañeda (Spanish Radio)	2008-09:	Eric Reid (TV play-by-play), Tony Fiorentino (TV analyst), Jason Jackson (TV host/courtside reporter), Mike Inglis (Radio play-by-play), John Crotty (Radio analyst), Jeremy Marks-Peltz (Radio pre- and post-game host), José Pañeda (Spanish Radio play-by-play), Joe Pujala (Spanish Radio analyst)
1994-95:	Eric Reid (TV play-by-play), Jack Ramsay (TV analyst), Dave LaMont (TV courtside reporter), David Halberstam (Radio), José Pañeda (Spanish Radio)	2009-10:	Eric Reid (TV play-by-play), Tony Fiorentino (TV analyst), Jason Jackson (TV host/courtside reporter), Mike Inglis (Radio play-by-play), John Crotty (Radio analyst), Jeremy Marks-Peltz (Radio pre- and post-game host), Tommy Tighe (Radio pre- and post-game host), José Pañeda (Spanish Radio play-by-play), Joe Pujala (Spanish Radio analyst)
1995-96:	Eric Reid (TV play-by-play), Jack Ramsay (TV analyst), Dave LaMont (TV courtside reporter), David Halberstam (Radio), José Pañeda (Spanish Radio)	2010-11:	Eric Reid (TV play-by-play), Tony Fiorentino (TV analyst), Jason Jackson (TV host/courtside reporter), Kristen Hewitt (TV reporter), Mike Inglis (Radio play-by-play), John Crotty (Radio analyst), Jonathan Zaslow (Radio pre- and post-game host), Tommy Tighe (Radio pre- and post-game host), José Pañeda (Spanish Radio play-by-play), Joe Pujala (Spanish Radio analyst)
1996-97:	Eric Reid (TV play-by-play), Jack Ramsay (TV analyst), Dave LaMont (TV courtside reporter), David Halberstam (Radio), José Pañeda (Spanish Radio)		
1997-98:	Eric Reid (TV play-by-play), Jack Ramsay (TV analyst), Dave LaMont (TV courtside reporter), David Halberstam (Radio play-by-play), Ed Pinckney (Radio analyst), José Pañeda (Spanish Radio)		
1998-99:	Eric Reid (TV play-by-play), Jack Ramsay (TV analyst), Dave LaMont (TV courtside reporter), Mike Inglis (Radio play-by-play), Ed Pinckney (Radio analyst), José Pañeda (Spanish TV & Radio)		
1999-00:	Eric Reid (TV play-by-play), Jack Ramsay (TV analyst), Mark Jones (TV courtside reporter), Mike Inglis (Radio play-by-play), Ed Pinckney (Radio analyst), José Pañeda (Spanish TV & Radio)		
2000-01:	Eric Reid (TV play-by-play), Ed Pinckney (TV analyst), Mark Jones (TV courtside reporter), Mike Inglis (Radio), José Pañeda (Spanish TV & Radio)		
2001-02:	Eric Reid (TV play-by-play), Ed Pinckney (TV analyst), Mike Inglis (Radio), José Pañeda (Spanish Radio play-by-play), Joe Pujala (Spanish Radio analyst)		
2002-03:	Eric Reid (TV play-by-play), Mike Fratello (TV analyst), Ed Pinckney (TV & Radio analyst), Mike Inglis (Radio play-by-play), José Pañeda (Spanish Radio play-by-play), Joe Pujala (Spanish Radio analyst)		

MIAMI HEAT ALL-TIME BROADCAST TEAMS (CONT.)

2011-12: Eric Reid (TV play-by-play), Tony Fiorentino (TV analyst), Jason Jackson (TV host/courtside reporter), Mike Inglis (Radio play-by-play), John Crotty (TV studio analyst/Radio analyst), Kristen Hewitt (TV reporter), Jonathan Zaslow (Radio pre- and post-game host), Tommy Tighe (Radio pre- and post-game host), José Pañeda (Spanish Radio play-by-play), Joe Pujala (Spanish Radio analyst)

2012-13: Eric Reid (TV play-by-play), Tony Fiorentino (TV analyst), Jason Jackson (TV host/courtside reporter), Mike Inglis (Radio play-by-play), John Crotty (TV studio analyst/Radio analyst), Jorge Sedano (TV studio host), Kristen Hewitt (TV reporter), Jonathan Zaslow (Radio pre- and post-game host), Tommy Tighe (Radio pre- and post-game host), José Pañeda (Spanish Radio play-by-play), Joe Pujala (Spanish Radio analyst)

2013-14: Eric Reid (TV play-by-play), Tony Fiorentino (TV analyst), Jason Jackson (TV host/courtside reporter), Mike Inglis (Radio play-by-play), John Crotty (TV studio analyst/Radio analyst), Will Manso (TV studio host), Kristen Hewitt (TV reporter), Jonathan Zaslow (Radio pre- and post-game host), Tommy Tighe (Radio pre- and post-game host), José Pañeda (Spanish Radio play-by-play), Joe Pujala (Spanish Radio analyst)

2014-15: Eric Reid (TV play-by-play), Tony Fiorentino (TV analyst), Jason Jackson (TV host/courtside reporter), Mike Inglis (Radio play-by-play), John Crotty (TV studio analyst/Radio analyst), Ron Rothstein (TV studio analyst/Radio analyst), Will Manso (TV studio host), Kristen Hewitt (TV reporter), Jonathan Zaslow (Radio pre- and post-game host), Tommy Tighe (Radio pre- and post-game host), José Pañeda (Spanish Radio play-by-play), Joe Pujala (Spanish Radio analyst)

HEAT BROADCASTERS



Eric Reid

TELEVISION PLAY-BY-PLAY ANNOUNCER

Eric Reid is the lone remaining original member of the Miami HEAT broadcasting team and enters his 28th season of calling the action for the HEAT.

Reid has broadcast 1,940 regular season HEAT games during the franchise's first 27 seasons, having joined the organization just prior to the team's inaugural season in 1988-89. This season is his 39th consecutive year broadcasting basketball and his 25th doing the play-by-play for the HEAT. Reid, who was won Emmy Awards for his play-by-play work in 2013 and 2014, will describe the action for all preseason, regular season and postseason games carried on FOX Sports Sun. He also serves as a host for FOX Sports Sun's Emmy award-winning *Inside the HEAT* series.

Reid started with the HEAT as the color analyst, for three seasons on the team's simulcast, before switching to play-by-play duties in 1991, where he worked alongside Dave Wohl, a former HEAT assistant coach and general manager. For eight seasons (1992-00), Reid teamed with Hall-of-Fame coach, Dr. Jack Ramsay. The popular tandem worked over 500 HEAT telecasts together. Reid has also teamed with former HEAT player Ed Pinckney (2000-03) and former NBA Head Coach Mike Fratello (2002-04). For the 13th straight year, Reid will be joined by another HEAT original, Tony Fiorentino. Every spring, the duo hosts the Reid and Fiorentino Celebrity Golf Classic and Call of the Game Dinner to raise money for *Lauren's Kids* and the *Dade School's Athletic Foundation*. In October of 2011 Reid and Fiorentino were honored by the Greater Miami Chamber of Commerce with a Lifetime Contribution to Sports Award.

Reid is also an accomplished football broadcaster with 21 seasons of work on his resume, including the Big East Game of the Week telecast for two seasons on ESPN Regional, University of Miami games on both SportsChannel and Sunshine Network, Florida International University games on Sun Sports and WTVJ and Boston College contests on the New England Sports Network (NESN).

Prior to joining the HEAT, Reid spent 11 years as a college basketball broadcaster. For six years he was the radio voice of Providence College basketball, including the Friars' 1987 trip to the NCAA Final Four. Reid spent three years in Boston working for NESN and hosted both pre- and post-game shows for the Boston Red Sox. While at NESN he also did play-by-play for the Pawtucket Red Sox, the Red Sox AAA affiliate. He was also the host and writer for the syndicated weekly television show, "This Week in the Big East".

Reid, who in 2005 received the Outstanding Communicator award from St. Thomas University, began his broadcast career as the radio play-by-play voice of Cornell University football, basketball and lacrosse when he served as sports director at WHCU Radio in Ithaca, New York. He has also done play-by-play work with Brown University football, University of South Florida basketball and Big East basketball. In 1990 he called the NCAA Lacrosse National Championships for ESPN.

Reid is a 1979 graduate of Ithaca College and a native of Massapequa, NY. He resides in Boca Raton, with his wife Sonide. The couple has three children, Phyllisia, Andrew and Dariel.

HEAT BROADCASTERS

Tony Fiorentino

TV ANALYST



Tony Fiorentino, who has held a variety of positions within the HEAT organization since its inception in 1988, begins his 13th year as a regular member of the HEAT TV broadcast team. Fiorentino, who also serves as the HEAT's Summer Camp Director, will be teamed with Eric Reid as the color analyst on all HEAT FOX Sports Sun telecasts. The duo currently forms the only broadcasting team in the NBA that has been employed by their team since its inception. In addition to teaming up to call all the HEAT action on FOX Sports Sun, every spring the duo hosts the Reid and Fiorentino Celebrity Golf Classic and Call of the Game Dinner to raise money for Lauren's Kids and the Dade School's Athletic Foundation. In October of 2011, Reid and Fiorentino were honored by the Greater Miami Chamber of Commerce with a Lifetime Contribution to Sports Award.

Fiorentino, who has previous broadcasting experience as an analyst on University of Miami basketball games, a fill-in analyst for the HEAT (1991-95) and as a HEAT Insider on WAMI-TV, brings a wide array of coaching experience to his assignment. He arrived in Miami in 1988 and served as an assistant to Ron Rothstein for the HEAT's first three seasons. During that three-year period the HEAT increased its victory total each season. For three and a half seasons from 1991-95, Fiorentino served as a scouting coordinator for the HEAT before returning to the sidelines in the middle of the 1994-95 season as an assistant coach under interim head coach Alvin Gentry. Fiorentino remained on the HEAT bench for four seasons (1995-99) as an assistant coach on Pat Riley's staff, helping Miami capture three consecutive Atlantic Division crowns from 1996-99. In 2000 he was re-united with Rothstein and served as the lead assistant coach for the Miami SOL of the WNBA in their three years of existence, helping the team earn a playoff berth in just its second season.

Prior to coming to Miami, Fiorentino served two years as an assistant coach for the men's basketball team at Iona College in New Rochelle, NY. He joined the Iona staff after eight successful seasons as head coach of the boy's basketball team at nationally renowned Mt. Vernon High School, where he led the school to New York Public School State Championships in 1979 and 1981 and compiled a 182-21 record. His teams won seven league titles and he earned Coach of the Year honors three times. When he resigned to become an assistant at Iona, Fiorentino had the highest winning percentage (.897) among all active high school basketball coaches in New York State.

After graduating from Dowling (NY) College in 1971, Fiorentino earned a master's degree in counseling from the University of Bridgeport in 1975. He was elected into the Westchester (NY) Sports Hall of Fame in 2011. Born in Mt. Vernon, NY, Fiorentino currently resides in Key Biscayne.

Jason Jackson

TV HOST & COURTSIDE REPORTER



This marks Jason Jackson's 12th season as television host and courtside reporter for Miami HEAT telecasts on FOX Sports Sun. He also serves as a host for FOX Sports Sun's Emmy award-winning series *Inside the HEAT*, as well as many HEAT community, corporate and season ticket holder events. Jackson has written all three HEAT docudramas *Into the Fire*, *The Crown* and *Together We Rise*. He also provides reports and features for HEAT.com, and hosts the Miami HEAT's stand alone postseason coverage, *HEATV On HEAT.com*, as well as past preseason coverage from Paris, London, Shanghai, Beijing, Bahamas and Rio De Janeiro. In addition to his duties with the HEAT, Jackson is a talk show host on SiriusXM's NBA Radio.

Jackson, a 13-time Emmy winner, is a versatile broadcasting veteran of over 25 years. For three seasons (2004-07), on both 790 the Ticket and 560 WQAM, Jackson hosted the post-game coverage for Miami Dolphins' radio broadcasts. Jackson has hosted a local radio show, The Jax Show, on both stations as well.

From 1995-2002, Jackson was an anchor/reporter at ESPN. He anchored *NBA 2Night*, *NBA Matchup* and co-hosted ESPN Radio's *Gameday*. Jackson served as host for ESPN's coverage of the NBA All-Star Game and the NBA Finals from 1997-2002. He was also a regular contributor to *SportsCenter*, *ESPNNews* and *ESPN.com*.

Before joining ESPN, Jackson worked at WSVN-TV in Miami as a sports reporter/anchor from 1994-95. Prior to that, he was news director, anchor and talk show host at WFAL-AM and WBGU-FM in Bowling Green, OH from 1990-94.

Jackson is a 1994 graduate of Bowling Green State University. He was born in Delaware, OH, grew up in Cleveland, OH and later, Cincinnati, OH. Jackson and his family reside in Coconut Grove.

Management

Players

14/15
Review

Records

Playoffs

History

All-Time
Roster

NBA/NBADL

Opponents

Media

HEAT BROADCASTERS



John Crotty

TV STUDIO ANALYST & RADIO ANALYST

Former HEAT point guard John Crotty enters his 11th full season as a member of the HEAT broadcast team. The NBA veteran will once again team with Mike Inglis to analyze preseason, regular season and postseason action on the HEAT Radio Network. In addition to his radio duties, Crotty joins the television studio for HEAT games on FOX Sports Sun to provide analysis on the pre-game, halftime and post-game shows.

Crotty officially joined the HEAT broadcast team during the 2004-05 season, making his debut on radio with the HEAT's January 1st contest against the Charlotte Bobcats. From 2005-11, he also joined Sun Sports as a studio analyst for HEAT postseason games. Beginning with the 2011-12 season, Crotty took an expanded broadcast role and has served as a studio analyst for both regular season and postseason action.

During his 11-year NBA career, Crotty played for seven different teams before retiring after the 2002-03 season. In addition to his stint with the HEAT, Crotty played for Utah, Cleveland, Portland, Seattle, Detroit and Denver. He appeared in 477 regular season games and averaged 4.0 points, 2.1 assists and 12.1 minutes while shooting 43.1 percent from the floor, 38.4 percent from three-point range and 83.7 percent from the foul line. During his lone season with the HEAT in 1996-97, he averaged 4.8 points, 2.1 assists and 13.7 minutes while shooting 51.3 percent from the floor, 40.8 percent from three-point range and 84.4 percent from the foul line in 48 games. He helped the HEAT earn its first trip to the Eastern Conference Finals appearing in 15 postseason contests. For his career he saw action in 36 postseason contests and averaged 2.0 points and 1.0 assists in 7.5 minutes.

In addition to his broadcast duties, Crotty sells commercial real estate for Avison Young in South Florida, where he is a Principal and handles investment sales. He continues to be involved in the community as a member of the Orange Bowl Committee and through his youth basketball camp in Coral Gables. He graduated from the University of Virginia in 1991 with a degree in history, and he and his wife, Kara, are the parents to two daughters, Cassie and Connor. They currently reside in Coral Gables.



Ron Rothstein

TV STUDIO ANALYST & RADIO ANALYST

With a resume highlighted by over 50 years in the game, Ron Rothstein brings a wealth of knowledge to the HEAT broadcast team. For the second consecutive season he will appear in the studio for all home games broadcast on FOX Sports Sun and will serve as a radio analyst for a number of road games. The 2015-16 season marks Rothstein's 36th in professional basketball. Beginning as a regional scout in 1979, he has served as a head coach twice in the NBA, as an assistant coach with five franchises, as a regional scout with three teams and also spent two seasons as a broadcast analyst. During his 26 years on an NBA bench, his teams made 18 postseason appearances, highlighted by three NBA championships, nine conference finals appearances, six conference championships, six NBA Finals appearances and nine divisional championships.

Rothstein's ties to the HEAT organization run deep and began on July 12, 1988 when he was named Miami's first head coach. He guided the HEAT through its first three seasons, increasing the team's victory total each year. He also served as general manager and head coach of the WNBA's Miami SOL during its three-year history (2000-02) and had a 10-year run as an assistant coach for the HEAT before retiring from coaching after the 2013-14 season.

Rothstein began his NBA career in 1979 as a regional scout for the Atlanta Hawks before accepting a similar position with the New York Knicks in 1982. He got his first NBA coaching opportunity as an assistant with the Hawks in 1983. After spending three years on the Hawks bench, Rothstein joined the Detroit coaching staff as an assistant in 1986 where he was credited with establishing the defensive mindset and principals that helped the Pistons reach the Eastern Conference Finals in 1987 and the NBA Finals in 1988. After his first stint with the HEAT, Rothstein returned to Detroit for two seasons, first as an analyst for radio and television broadcasts and scout, then as the club's head coach for the 1992-93 season. In 1993, Rothstein became an assistant coach with the Cleveland Cavaliers, where he spent six seasons before making his return to South Florida to guide the SOL.

In 22 seasons as an assistant coach in the NBA, Rothstein played a key role in his teams compiling a 1,023-732 (.583) regular season record and a 132-91 (.592) postseason mark. During his 26 seasons in the NBA he coached in a combined 2,306 games as either a head or assistant coach. On June 2, 2011, in Game 2 of the NBA Finals, he reached a personal milestone when he coached in his 2,000th NBA game.

Prior to joining the pro ranks, Rothstein enjoyed a successful coaching career at the college and high school level. He served as an assistant coach at Upsala College from 1974-75 and was selected the Westchester County Coach of the Year in 1979 while at Eastchester High School in New York.

Rothstein was a three-year starter on the University of Rhode Island basketball team and was captain of the 1963-64 squad. After graduating from URI in 1964, Rothstein earned a master's degree from Hunter College. He was inducted into the University of Rhode Island Athletic Hall of Fame in 1989 and in 2010 he received the Ram Legend award. Additionally, he was inducted into the Miami Sports Hall of Champions in 2005 and the Westchester County (NY) Sports Hall of Fame in 2010.

Rothstein and his wife of 49 years, Olivia, reside in Miami and have two children. Their son David, lives in Miami with his wife, Patty, and their children, Aidan and Ava. Their daughter, Dana, also lives in Miami with her husband, Greg Brenner, and their children, Lucas and Hailey.

HEAT BROADCASTERS

Will Manso TV STUDIO HOST

The 2015-16 season marks Will Manso's third as a member of the Miami HEAT broadcast team. He is in the HEAT TV studio for road games on FOX Sports Sun as the pre-game, halftime and post-game host and will also work a number of home games in a reporter capacity, doing interviews with assistant coaches and post-game hits outside the opposing locker room. In addition to his HEAT duties, Manso is the Sports Director at WPLG (ABC) in Miami and also serves as a host for primetime specials that air on WPLG.

Manso began his on-air career in 1996 as a sportscaster at UMTV, the student produced news station for the University of Miami. He helped develop a half-hour sports show called "Sportsdesk" and also anchored and reported for the school's newscast, *Newsvision*.

The New Jersey native left Miami for his first professional job in 1997 as the Weekend Sports Anchor/Reporter at KPAX-TV in Missoula, Montana. He later worked for the now defunct WOTV (ABC) in Battle Creek, Michigan in 1998, before getting a job at WPLG in March 1999. He was promoted to the position of Sports Director at WPLG in 2007.

Manso spends most of his free time with his daughter, Katelyn, and his wife, Elizabeth. A proud Cuban-American, he is involved in a number of community events and often speaks at local schools. He also emcees numerous events throughout the year and is a member of the National Association of Hispanic Journalists. He resides in Miami Beach.



Kristen Hewitt TV REPORTER

With over 15 years of broadcasting experience, Kristen Hewitt enters her sixth season as a reporter for the Miami HEAT on Fox Sports Sun. She began with the team back in 2005 as the original Coordinating Producer of the series *Inside the HEAT*. One year later, she made her HEAT on-camera debut as a field reporter during the network's postseason coverage of the team's first Championship run in 2006.

Hewitt, a two-time Emmy award winner, began her sports broadcasting career in Orlando with the Orlando Magic in 1996, and later joined Sunshine Network where she worked behind the scenes as a producer and editor for nearly a decade. Since 2006, she has served as a television host and reporter for the HEAT, Dolphins, Panthers, Orlando Magic, and FOX Sports Florida, covering a wide array of Florida's collegiate and professional teams. She also produced, directed, and edited the Miami Marlins children's program Billy's Bunch, which aired on FOX Sports Florida for six seasons.

Along with her NBA coverage, Hewitt can be seen on CBS 4 and My33TV as the Television Host for Neighbors 4 Neighbors. Hewitt also contributes as a writer to the websites the *Huffington Post*, *Bustle*, and *She Knows*, and has created an award winning sports and parenting blog – *mommy in SPORTS*.

Originally from Minneapolis, Hewitt graduated from the University of Central Florida with a degree in Broadcast Journalism. She resides in South Florida with her husband Bob, and their two daughters Lila (6) and Emylia (3).



TV PRODUCTION CREW



Ted Ballard
Executive
Director



Bob Hewitt
Director



A.J. Speaks
Producer



Benard Worrell
Associate
Director



LaVaughn Wright
Associate
Producer



Jose Cisneros
Broadcast
Editor

MIAMI HEAT RADIO NETWORK

Miami/Ft. Lauderdale: 790 The Ticket (Flagship), WAXY (790 AM)

Florida Keys: WKWF (1600 AM)/The Wave, WAVK (97.7 FM)

Ft. Myers: The Fan, WFWN (1240 AM)

Naples: The Fan, WNOG (1270 AM)

Port St. Lucie: WPSL (1590 AM)

West Palm Beach: ESPN 106.3, WUUB (106.3 FM)



HEAT BROADCASTERS



Mike Inglis

RADIO PLAY-BY-PLAY ANNOUNCER

Veteran NBA radio/TV announcer Mike Inglis enters his 18th season as the HEAT's English-language radio voice where he calls every preseason, regular season and postseason HEAT game.

In his 22nd season broadcasting NBA games, Inglis' extensive experience includes two stints in the NBA prior to joining the HEAT. He began his NBA broadcasting career during the 1987-88 season calling Indiana Pacers games and then was hired as the first radio play-by-play announcer of the Toronto Raptors in 1995, where he broadcast simulcast games on TV and radio. He also called all the action of the HEAT's sister team, the Miami SOL in each of their three seasons.

Subsequent to his Pacers stint, Inglis remained with WIBC Radio in Indianapolis, serving as a sportscaster and morning show co-host and announcer on broadcasts of the NFL's Indianapolis Colts and the IHL's Indianapolis Ice on TV.

Inglis went to Canada in 1993, to become the first morning host on the country's inaugural sports talk radio station, Toronto's "The FAN" Sports Radio. Inglis also called games for the NFL American Bowl, Canadian Football League, American Hockey League TV Game of the Week, North American Soccer League and the Ontario Hockey League.

Inglis, his wife, Maryellen and daughter Megan, reside in South Florida.



Jonathan Zaslow

PRE-GAME, HALFTIME AND POST-GAME RADIO HOST

The 2015-16 season marks Jonathan Zaslow's sixth as the pre-game, halftime and post-game radio host for HEAT broadcasts. With 11 years of radio broadcasting experience, "Zas" began his career as a reporter in 2004 as an original employee of 790 The Ticket. He then became producer of *The Boog Sciambi Show* for three years while frequently providing on-air commentary. In 2008, he became host of *The Zaslow Show* which received a permanent evening timeslot in 2009. In addition to his HEAT duties, he currently co-hosts the popular *Zaslow & Joy Show* weekday mornings on 790 The Ticket.

Zaslow, a Miami native, graduated from the University of Florida in 2004 with a degree in telecommunications. He resides in Cooper City with his wife, Tamara, and sons, Corey and Jordan.



Tommy Tighe

HEAT RADIO NETWORK HOST

With 36 years of radio broadcasting experience, veteran Tommy Tighe enters his seventh season with the HEAT Radio Network producing and co-hosting the pre-game, halftime and post-game shows. In addition to his game day duties, Tighe hosts the *HEAT Weekly Show* Saturday mornings which airs on multiple stations throughout the weekend on the HEAT Radio Network.

Between 1998-2009, Tighe was a studio host for Westwood One's college football coverage including the Cotton, Sun, Alamo, Gator and Holiday Bowls as well as their college basketball schedule which included three Final Fours and 12 NCAA Men's Basketball Championships. In addition to his collegiate duties, Tighe covered the NFL for Westwood One where he hosted *NFL Preview* with Boomer Esiason and John Madden, *NFL Fantasy* and NFL.com's *Insider Show* including the NFL Playoffs, AFC and NFC Championship Games and nine Super Bowls. Tighe also anchored coverage of the Masters, US Open, PGA Championship and British Open from 2006-09 before joining Sirius/XM's radio coverage of the FedEx Cup Playoffs in late 2009.

Prior to his time with Westwood One, Tighe served as a studio anchor for 11 years (1987-98) with CBS Sports Radio where he produced and hosted many events including the 1992, 1994 and 1998 Winter Olympics. He also anchored the US Open for three years (1994-97) while providing sports commentary on a number of shows with Brent Musburger, Greg Gumbel, Jim Nantz and Pat O'Brien to name a few.

Tighe got his start in radio broadcasting in 1980 with SportsPhone before being hired by WCBS-AM in New York serving as a correspondent for seven years (1980-87) covering all New York area teams.

A 1977 Penn State University graduate with a degree in speech communications, Tighe was born in New York before moving to New Jersey where he maintained a residence for 35 years. He currently resides in Coral Springs.

HEAT BROADCASTERS

José Pañeda

SPANISH RADIO BROADCASTER

José Pañeda, the Spanish Voice ("La Voz") of the Miami HEAT, enters his 27th year as the team's Spanish language radio play-by-play announcer, broadcasting all HEAT regular season and postseason games. An original HEAT employee, Pañeda is in his 28th year with the team.

In 2002, Pañeda became the first NBA broadcaster to announce 1,000 consecutive regular season games in Spanish. Pañeda has announced the most games in HEAT history which include 2,084 consecutive regular season games and all 205 playoff games for the three-time NBA champions. Additionally in 1998, Pañeda broadcasted the first ever Miami HEAT game on Spanish language television.

In addition to his HEAT duties, Pañeda has been the Spanish language radio voice of the NBA Finals 10 times, which have been broadcast in the US and internationally on several networks including the NBA on ESPN Spanish Radio Network. Pañeda is also a veteran of 11 Spanish broadcasts of the NBA All-Star Game.

In 1998, Pañeda was named by *Sports Illustrated* as one of the five fastest speaking announcers in the NBA. On June 8th, 2011, he was featured for his broadcasts on the front page of the *Wall Street Journal*.

For two seasons, Pañeda was the host and play-by-play announcer for WNBA games broadcast to 21 countries in Latin America on Gems Television. In the summer of 1999, Pañeda was the play-by-play voice of basketball on Univision's network coverage of the Pan American Games. He has also broadcast NBA games to TV viewers in most of Latin America through TNT Latino and provided play-by-play commentary for Fox Sports America. In 1992, Pañeda was the television analyst at the Olympic qualifying Tournament of the Americas on Univision.

Pañeda, who has also worked on English language radio and TV in Miami, is currently an expert NBA analyst for the Univision Sports Network (Radio & TV) where he serves as an occasional guest host on the TV show ZONA NBA.

In his additional role as Senior Advisor, Hispanic Broadcasting & Marketing, Pañeda is responsible for serving as the HEAT's spokesperson in the Hispanic community and advising the HEAT Group with their efforts. This includes creating and implementing different plans to assist the Marketing, Public Relations, Internet, Social Media, and Community Affairs departments. This is in addition to overseeing the Spanish radio broadcasts.

Born and raised in Miami, Pañeda is a graduate of Belen Jesuit Prep High School and Florida International University ('86). In 2008, Pañeda, a high school baseball and soccer letterman, was inducted into the Belen Jesuit High School Sports Hall of Fame with the first ever Lifetime Achievement award for his broadcast achievements. Pañeda and his wife, Ana, are the parents of twin boys, José Carlos and Alexander Eduardo. The Pañeda's reside in Miami and enjoy the summers fishing in the Florida Keys.



Joe Pujala

SPANISH RADIO ANALYST/HOST

Joe Pujala enters his 18th year overall and 17th consecutive as a member of the Miami HEAT's Spanish broadcast team. In his role, he provides game analysis and serves as the pre-game, halftime and post-game host on all Spanish language broadcasts. He has worked nearly 1,700 games and has interviewed coaches, players, athletes, celebrities and dignitaries for his pre-game, halftime and post-game shows. He contributes regularly as an NBA analyst for national and international Spanish language TV and radio networks as well as local radio stations.

For the past five years, he has handled play-by-play on select Miami Marlins broadcasts on FOX Sports Florida and was the Spanish voice of University of Miami Hurricanes football for seven years. Pujala also hosts a morning drive sports talk show on 1210 AM ESPN Deportes Miami.

During the last 31 years, his career has dealt mainly in the broadcast and advertising fields including managing the largest Hispanic radio group in South Florida. He has spent the last 18 years working in the advertising agency business, and is President of ADHOUSE Advertising, an award-winning full-service general and Hispanic-market advertising agency.

Pujala, who was born in Cuba and raised in Miami, is a graduate of Barry University.



COVERING THE HEAT



Ira Winderman
South Florida
Sun-Sentinel



Tim Reynolds
Associated
Press



Ethan Skolnick
Miami
Herald



Manny Navarro
Miami
Herald



Jason Lieser
Palm Beach
Post



Michael Wallace
ESPN.com

Management

Players

Review
14/15

Records

Playoffs

History

All-Time
Roster

NBA/NBADL

Opponents

Media

MIAMI HEAT COMMUNITY AFFAIRS

As an extension of the NBA Cares initiative – the Miami HEAT is committed to positively dedicating time and support for the improvement of all South Florida residents, especially children and women at risk. It is our belief that as our fans and youth give to us, it is equally important that we give back to them.

EDUCATIONAL PROGRAMS

HEAT ACADEMY

presented by Carnival Foundation

Recognizing the need for children to receive extra exposure to academics, particularly in reading, writing, math and science, the Miami HEAT for a 17th year has embraced the importance of providing children with the opportunity to have a free, quality after-school program in South Florida. Through the generous financial support of presenting sponsor Carnival Foundation and additional sponsors Florida Blue and C1 Bank, through a collaborative partnership with Miami-Dade County Public Schools, the Miami HEAT has teamed up to facilitate HEAT Academy at three local inner city schools: Paul Laurence Dunbar K-8 Center, Jesse J. McCrary Jr. Elementary and Riverside Elementary. At HEAT Academy, students work on academics, get assistance with homework, have a safe place to be when their parents are not available, and most importantly, learn from positive role models who inspire kids to excel. HEAT players and employees frequently visit the classrooms and introduce their own lesson plans to the students. HEAT Academy operates the majority of the school year, Monday - Friday.

MIAMI HEAT LEARN & PLAY CENTER

presented by Florida Blue

The Miami HEAT along with Florida Blue has teamed up to create Learn & Play Centers throughout South Florida. As part of the program, the HEAT renovates an existing room into a HEAT-themed area with new paint, computers, furniture, books, audio/video equipment, games for children and other essentials necessary to transform the area into a place where children can retreat to and spend some time reading, working on their homework or playing in a safe and secure environment. To date, the HEAT has established Learn & Play Centers at 15 sites. Each of our three HEAT Academy schools – Paul Laurence Dunbar K-8 Center, Jesse J. McCrary Jr. Elementary, and Riverside Elementary – as well as Chapman Partnership, Bucky Dent Gymnasium, His House Children's Home, Miami Rescue Mission, Grapeland Park, Community Partnership for Homeless, Shake-A-Leg Miami, Miami Springs Community Center, Joe Celestin Center, Branches, Little Haiti Cultural Complex, and most recently at The Learning Experience School in South Miami.

HEAT SCHOLARSHIPS

presented by Bank United

In its 20th year, the Miami HEAT and BankUnited are offering \$25,000 in scholarship funds to high school seniors attending Miami-Dade, Broward, Monroe, and Palm Beach Schools. Scholarship applications are available in December and recipients are awarded in May. Scholarships are awarded based on academic performance, outstanding community service and financial need. Scholarships include the following: Three (3) HEAT Academic Scholarships, one (1) Alec Kessler Student-Athlete Scholarship, and one (1) Dr. Jack Ramsay Scholarship. Close to \$225,000 in scholarship funds have been awarded since the inception of this program.

HEAT BLACK HISTORY MONTH CHALLENGE

presented by Pepsi

The Black History Month Challenge is a game show-style competition held at the American Airlines Arena during the month of February where two teams of students from two local schools test their knowledge of Black history for a chance to win a HEAT prize pack, which includes HEAT tickets and a \$4,000 grant to the winning school. This will be the seventh year of the event hosted by HEAT Television Host and Courtside Reporter Jason Jackson and also incorporating two HEAT players and HEAT legends as captains on each of the opposing teams.

HEAT SCHOOL TO WORK PROGRAM

For the past eight years, the Miami HEAT has partnered with Big Brothers Big Sisters of Miami in providing former HEAT Academy students with the educational and life skills necessary for a successful future. The HEAT School to Work Program has provided hundreds of students with different life skill workshops along with pairing them with the front office staff at the HEAT to help prepare them for college and future employment as well as for consideration of one of fifteen Carnival Scholarships.

ATHLETICS

HEAT YOUTH BASKETBALL

presented by Gatorade

In an effort to help create champions on the court as well as off it, the Miami HEAT and Gatorade have teamed up to offer South Florida youth recreational basketball leagues a chance to feel the *HEAT Experience*. As a member of the program, participants are eligible to receive an exclusive *HEAT Youth Basketball* package and special HEAT and Gatorade offers. Select member leagues are also afforded the opportunity to gain excellent on and off-court basketball training and instruction on improving their basketball and teamwork skills from HEAT players and coaches at special basketball clinics.

MIAMI HEAT COMMUNITY AFFAIRS

HEAT WHEELS - WHEELCHAIR BASKETBALL

In conjunction with the Miami-Dade Parks' Leisure Access Services, the Miami HEAT offers support for the Miami HEAT Wheels, an adult wheelchair basketball team wherein players teach others how those with disabilities lead active and productive lives. The HEAT Wheels practice throughout the year and compete in local and regional matches while attempting to qualify for the National Wheelchair Basketball Tournament in February. On April 19, 2015, The Miami HEAT Wheels team won their first National Wheelchair Basketball Division 3 Championship.

OUTREACH

HEAT BACK TO SCHOOL

HEAT Players, Xtreme Team, Burnie and HEAT Dancers welcome back to school the students and teachers of a local elementary school to help kickoff the school year. With a little encouragement from the HEAT players as they distribute school supplies to the children and the added excitement of the *HEAT Experience*, the event serves to alleviate any first day jitters the students might be feeling.

RE-HEAT

presented by C1 Bank

In its eighth year of existence the Re-HEAT program, with the support of C1 Bank, Levy Restaurants and the AmericanAirlines Arena, provides unserved food from all HEAT home games to local homeless shelters in the Miami area, namely the Miami Rescue Mission and Chapman Partnership.

HEAT HISPANIC HERITAGE MONTH CELEBRATION

presented by Pepsi

In its 10th year, with one of the largest Hispanic season ticket fan bases in the NBA, the Miami HEAT continues to engage the Hispanic community with an annual HEAT Hispanic Heritage Month Event during the month of October. Presented by Pepsi and supported by Florida Blue and FOX Sports Sun, the event consists of a fun-filled day of festivities for the general public that includes interaction with HEAT Players, HEAT Dancers, the Xtreme Team and Burnie the mascot.

HEAT LEARN TO SWIM

presented by Florida Blue

The Miami HEAT has teamed up with Florida Blue, FOX Sports Sun and the American Red Cross in an effort to stress the importance of water safety to children of all ages throughout South Florida. The HEAT "Learn to Swim" initiative emphasizes the need for parents and children to learn how to swim and be cautious in the water through numerous community appearances by HEAT players, Burnie, Xtreme Team and HEAT Dancers. Our HEAT April Pool's Day event officially serves to kickoff the swim season in South Florida. The event consists of a press conference and



Hassan Whiteside participates in the HEAT's April Pool's Day event which emphasizes water safety and the need for children to learn how to swim.

an interactive portion where HEAT players as well as HEAT Dancers join young swimmers in the pool for swim lessons under the direction and supervision of American Red Cross certified lifeguards. The HEAT also provides \$10 off swim lesson coupons redeemable at select American Red Cross pool locations.

RANDOM ACTS OF HEAT

Random Acts of HEAT is a series of good deeds in the South Florida community meant to inspire individuals, families, organizations and communities to reciprocate kindness through random acts of their own.

HEAT SEASON OF GIVING

The Miami HEAT players, their families and front office HEAT staff ring in the holiday season each year with numerous festive celebrations and generous outreach efforts to help uplift the spirits of those in need. Programs include turkey giveaways during Thanksgiving, toys for children as part of our Holiday Hospital Visits, holiday parties and toy drives for local charities. During the holiday season, HEAT players work together to bring smiles and holiday cheer to those less fortunate, strengthening the connection between the beneficiaries during this most important time of year.

HEAT BEACH SWEEP

In its seventh year, the HEAT Beach Sweep serves as the centerpiece for the HEAT during NBA Green Week, which leverages the combined weight of the league, teams, players and partners to generate awareness and raise funds in support of environmental protection. The event is a clean-up project and pro-conservation campaign aimed at preserving Miami's beaches and ecosystems. HEAT players, talent and staff have all pitched in to clean up a beach, plant sea oats in sand dunes to help prevent beach erosion and create butterfly gardens

MIAMI HEAT COMMUNITY AFFAIRS

to provide additional native habitat for local and migrating butterflies.

MIAMI HEAT VISITS, ITEM & MEMORABILIA REQUESTS AND TICKET DONATIONS

The Miami HEAT supports numerous organizations and events throughout the South Florida community. Through donations of sports memorabilia, in-kind items and as well as staff involvement and volunteerism, the Miami HEAT reaches out to the community on a year-round basis. All requests for donated items must be submitted in writing no less than six (6) weeks prior to an event to the address listed below.

Miami HEAT
Community Affairs Department/Requests
601 Biscayne Boulevard
Miami, FL 33132

All request letters MUST meet and include the following criteria:

- Submitted on Organization Letterhead
- Thorough description of the organization and its mission
- Thorough description of the planned event (including the date, time, and location of event) and any related collateral/promotional materials
- Name of beneficiary organization (to include physical address of organization, contact's name, phone number, and email address)
- Non-Profit tax exemption status and valid ID # is required at time of request
- Contact information of person submitting request

All requests MUST also meet the following guidelines:

- Priority will be given to non-profit organizations within a 75-mile radius of AmericanAirlines Arena (601 Biscayne Boulevard, Miami, FL 33132)
- Only one request will be honored per fiscal year (July-June), for approved organizations

MIAMI HEAT CHARITABLE FUND

Established in 1997, the Miami HEAT Charitable Fund supports programs for the betterment of at-risk families in South Florida. Beneficiaries include SafeSpace, a domestic violence shelter for women and children, the Jackson Memorial Foundation's Guardian Angels which now benefits Jackson's Center for Maternity and Babies at Holtz Children's Hospital, and the Miami Coalition for a Safe and Drug-Free Community.



Luol Deng brings joy to a young HEAT fan during one of the team's annual hospital visits.

The Miami HEAT Charitable Fund also provides educational scholarships for high school seniors and partners with inner-city elementary schools to fund the HEAT Academy, which provides after-school tutoring and mentoring programs. Through these initiatives, the Miami HEAT Charitable Fund continues to inspire the youth of South Florida to envision their dreams and achieve their goals.

MIAMI HEAT HOME COURT FOR KIDS WING AT HOLTZ CHILDREN'S HOSPITAL

Holtz Children's Hospital at Jackson Memorial continues to provide state-of-the-art assistance to children in their pediatric intensive care unit made possible from the joint donation of Carnival Cruise Lines and the Miami HEAT Charitable Fund. The redesigned facility currently lets parents play a more active role in their child's treatment and recovery. This ongoing partnership allows for more critically ill children to be treated in South Florida through cutting-edge medical care.

HOME STRONG

Established in 2006, Home Strong is an ongoing program that salutes and honors the courageous men and women in uniform for their dedication to the United States Armed Forces. Home Strong's mission is to give aid, support and recognition to any person who has been in harms way in the military service.

Beneficiaries include:

*HEAT Home Strong Recognition Program: Hosts, honors and supports military personnel and their families who have served in combat and reside in the South Florida area.

*Fisher House Foundation: Builds and maintains a "home away from home" at no charge for military families of patients receiving medical care at nearby VA medical centers.

MIAMI HEAT COMMUNITY AFFAIRS

***America's Moms for Soldiers:** A program sending monthly "care packages" to our soldiers in Forward Operating Bases (F.O.B.s) in Iraq and Afghanistan.

***Rebuilding Together Miami-Dade:** The Miami HEAT works alongside members of the U.S. Armed Forces to help renovate homes of local veterans while funding the renovation.

MIAMI HEAT FAMILY FESTIVAL

The 19th Annual Miami HEAT Family Festival, presented by Carnival Cruise Lines will take place in the Spring of 2016 and is a themed, interactive, carnival-like celebration in which HEAT players, coaches, celebrities and 250 families come together for a day of family and fun in an effort to raise vital dollars for local charities. Top restaurants from South Florida create a memorable dining "Food Court" extravaganza as well. In anticipation of this marquee event, the Fund will serve as host to the annual Celebrity/Team Dinner & Concert.

HEAT SCRAMBLE GOLF CLASSIC

The Annual HEAT Scramble Golf Classic has offered golfers an opportunity to tackle some of the most prominent golf courses around town, and most recently hosted the annual event at Trump National Doral Miami. All net proceeds benefit the Miami HEAT Charitable Fund.

ANNUAL TOY/FOOD DRIVE

The spirit of giving continues year round for the Miami HEAT through the Annual Toy / Food Drive. Historically, the HEAT and its fans have brought in canned food and toys for Food Drives to benefit

Curley's House of Style, a food pantry in Liberty City that serves over 1,000 people each day. The toys are distributed to the HEAT's local beneficiaries to support at-risk youth.

MIAMI HEAT PLAYER TICKET PROGRAM

One of the most generous and trendsetting programs in the NBA, the Miami HEAT's Player Ticket Program will spend the entire 2015-16 regular season reaching out to children who typically would only dream of watching a HEAT game live. HEAT players joined forces to donate tickets for every single home game to local charitable organizations and over the course of the season, more than 5,000 children, many for the first time, will have the opportunity to enjoy a HEAT game, courtesy of their favorite HEAT players and role models. Players also graciously provide several private "Meet & Greet" opportunities for the groups prior to each HEAT home game, where the players talk to children, signs autographs and take pictures.

HEAT FAMILY CHARITY GROUP

The Miami HEAT Family Charity Group, established in conjunction with the Miami HEAT Charitable Fund, consists of members including wives of active HEAT coaches, players, select senior executive management as well as player mothers and family. The group works closely together with the Miami HEAT Charitable Fund to assist the South Florida community through activities including the organization of various fundraising efforts, the Annual SafeSpace Holiday Outreach initiative, the Domestic Violence Prevention Walk and other numerous hours of volunteer contributions.



HEAT President Pat Riley takes a moment to thank local military personnel during an event with America's Moms for Soldiers at the American Airlines Arena. Through its Home Strong program, which began in 2006, the HEAT salutes and honors local military before every home game.

AMERICAN AIRLINES ARENA INFORMATION



American Airlines Arena is an international, versatile venue in a vibrant waterfront setting that showcases world-class and sophisticated events, positioned between the skyline of the city, the beautiful beaches and the nightlife of South Beach. Located in the center of booming Downtown Miami and the Entertainment District, American Airlines Arena hosts 80+ non-basketball events each year including A-list concerts, family shows, sporting events, national conferences and more.

Built with state-of-the-art sound and lighting and HD and electronic media signage inside and out, the impressive 19,600-seat American Airlines Arena ranks among the nation's top 10 venues annually for total ticket sales and among the top 5 for Latin entertainment.

Over the past 15 years, the Arena has hosted over 500+ events including diverse musical superstars such as Marc Anthony, The Eagles, Taylor Swift and Sam Smith, just to name a few. In addition to being a great concert venue, the Arena has proven itself to be the venue of choice for family shows like Disney On Ice, the Harlem Globetrotters, Ringling Bros. and Barnum & Bailey Circus, WWE and Cirque du Soleil. The Arena has also hosts annual live TV events including Hispanic Television Awards shows such as Univision Network's legendary Premio Lo Nuestro Awards Show and Telemundo's 'Premios Tu Mundo.

The Arena offers a variety of event space for private events, galas, film/commercial shoots in unique spaces. For business or pleasure, the exclusive Dewar's Clubhouse and the ultra-chic Flagship Lounges offer a premium experience for private events and game day dining. Hyde Lounge

continues to be a local Miami hotspot featuring bottle service, the freshest sushi and the hottest trends in mixology. New for 2015-16, the new solar covered Xfinity East Plaza will be the place to arrive early on game or event days to enjoy trendy food & beverage options, entertainment programming and more. Coming in the winter of 2016, the Arena will offer private dining and event space with a new Café, featuring flexible meeting and dining space, perfect for social and business events all year round.

Local Miami Restaurant Partners will bring local favors to the entertainment experience for games and events. From Premium Chef's Table dining experiences in the Dewar's Clubhouse and Flagship Lounges, and featured items of the game, the Arena offers a variety of exciting diverse dining options.

Always looking to be more energy efficient, American Airlines Arena became the first existing building in the country to have received LEED certification by the USGBC and recently bypassed its initial LEED Silver goal and achieved LEED Gold, the first arena in the world to receive LEED Gold recertification.

The American Airlines Arena is the cornerstone of a rapidly developing downtown area. With its wealth of amenities, incredible location, spectacular surroundings and impressive array of events, the American Airlines Arena is the number one choice when looking for entertainment and fun in South Florida.

To learn more about American Airlines Arena, log on to www.aaarena.com



Grand Opening: 12/31/1999

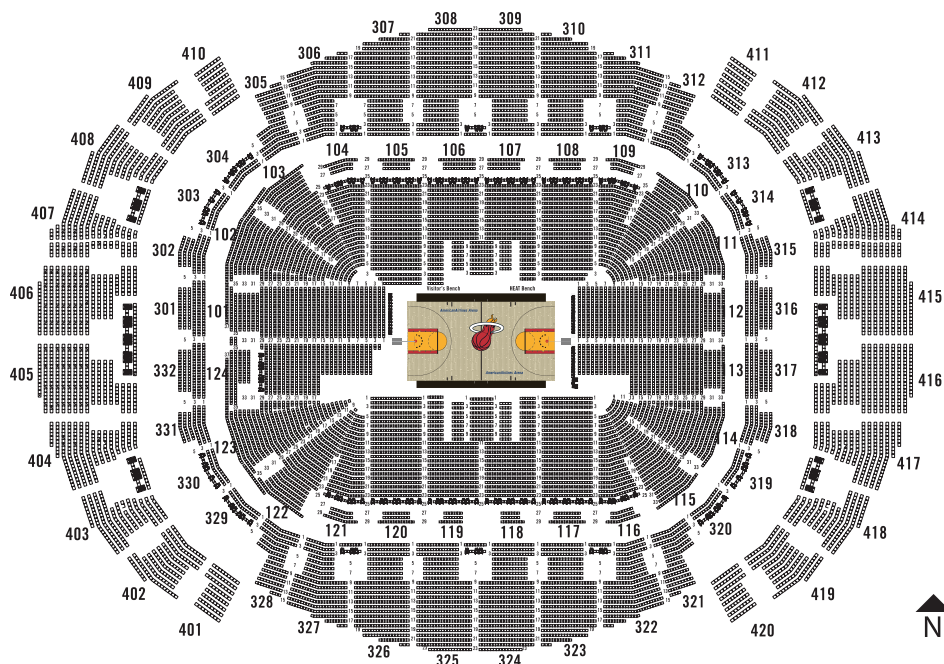
19,600 (balcony open)
and 16,500 (balcony
closed) for basketball;
15,500 for concerts;
5,800 for theatrical
shows.

**On-Site Parking
Spaces:** 1,150

Site: 14.63 acres

Building Area: 680,000
square feet (arena only);
1.4 million square feet
(arena and surrounding
development)

AMERICAN AIRLINES ARENA



INDIVIDUAL GAME TICKETS:

Individual game tickets are available through the AmericanAirlines Arena Box Office. The AmericanAirlines Arena Box Office is located on the North side of the Arena, and is open from 10 a.m. – 5 p.m. Monday through Friday. On Saturdays and Sundays on event days only, it's open from noon until halftime. Fans can purchase individual game tickets for the HEAT by calling 1-800-4NBA-TIX or by visiting the AmericanAirlines Arena Ticket Office, Ticketmaster outlets and online at HEAT.com and Ticketmaster.com.

SEASON TICKET AND GROUP SALES PRICES:

For information on HEAT season tickets and partial plans, call (786) 777-HOOP or log on to HEAT.com. For information on group sales, call (786) 777-DUNK.

ticketmaster

www.ticketmaster.com

1-800-4NBA-TIX

**“HARDEST WORKING
BEST-CONDITIONED
MOST PROFESSIONAL
UNSELFISH
TOUGHEST
NASTIEST
MOST DISLIKED TEAM IN THE NBA”**

