



2014-15

MILWAUKEE BUCKS MEDIA GUIDE

\$10

OWN THE FUTURE
PURCHASE TICKETS NOW AT BUCKS.COM

MILWAUKEE BUCKS

2014-15 MEDIA GUIDE

BUCKS SCHEDULE

BUCKS.COM/SCHEDULE

BUCKS.COM/APP

OCTOBER 2014

SUN	MON	TUE	WED	THU	FRI	SAT
			1	2	3	4
5	6	7	MEM 8 7:00PM	DET 9 6:30PM	10	CHI 11 7:30PM
12	13	CLE 14 6:00PM	15	16	MIN 17 7:00PM	18
19	NYK 20 6:30PM	21	MIN 22 7:00PM	23	24	25
26	27	28	CHA 29 6:00PM	30	PHI 31 7:30PM	

NOVEMBER 2014

SUN	MON	TUE	WED	THU	FRI	SAT
						WAS 1 6:00PM
2	3	IND 4 6:00PM	CHI 5 7:00PM	6	DET 7 6:30PM	MEM 8 7:30PM
9	10	OKC 11 7:00PM	12	13	ORL 14 6:00PM	15
16	17	NYK 18 7:00PM	BKN 19 6:30PM	20	TOR 21 6:30PM	WAS 22 7:30PM
23	24	DET 25 7:00PM	MIN 26 7:00PM	27	DET 28 6:30PM	HOU 29 8:00PM
30						

DECEMBER 2014

SUN	MON	TUE	WED	THU	FRI	SAT
	1	CLE 2 6:00PM	DAL 3 7:00PM	4	MIA 5 7:30PM	6
DAL 7 6:30PM	8	OKC 9 7:00PM	10	11	12	LAC 13 6:30PM
14	PHX 15 8:00PM	16	POR 17 9:00PM	SAC 18 9:00PM	19	LAC 20 9:30PM
21	22	CHA 23 7:00PM	24	25	ATL 26 6:30PM	ATL 27 7:30PM
28	CHA 29 6:00PM	30	CLE 31 6:00PM			

JANUARY 2015

SUN	MON	TUE	WED	THU	FRI	SAT
				1	IND 2 7:30PM	3
NYK 4 6:30PM	5	PHX 6 7:00PM	PHI 7 6:00PM	8	MIN 9 7:30PM	CHI 10 7:00PM
11	12	13	14	NYK 15 2:00PM	16	17
18	TOR 19 7:00PM	20	21	UTA 22 7:00PM	23	DET 24 6:30PM
SAS 25 6:00PM	26	MIA 27 6:30PM	28	ORL 29 6:00PM	30	POR 31 7:30PM

FEBRUARY 2015

SUN	MON	TUE	WED	THU	FRI	SAT
1	TOR 2 6:30PM	3	LAL 4 7:00PM	5	HOU 6 7:00PM	BOS 7 7:30PM
8	BKN 9 7:00PM	10	SAC 11 7:00PM	12	13	14
15	16	17	18	19	DEN 20 7:30PM	21
ATL 22 2:30PM	CHI 23 7:00PM	24	PHI 25 7:00PM	26	LAL 27 9:30PM	UTA 28 8:00PM

MARCH 2015

SUN	MON	TUE	WED	THU	FRI	SAT
1	2	DEN 3 8:00PM	GSW 4 9:30PM	5	6	WAS 7 7:30PM
8	NOP 9 7:00PM	10	ORL 11 7:00PM	IND 12 6:00PM	13	MEM 14 7:00PM
15	16	NOP 17 7:00PM	SAS 18 7:00PM	19	BKN 20 6:30PM	21
CLE 22 2:00PM	23	MIA 24 7:00PM	25	IND 26 7:00PM	27	GSW 28 7:30PM
29	ATL 30 6:30PM	31				

APRIL 2015

SUN	MON	TUE	WED	THU	FRI	SAT
			CHI 1 7:00PM	2	BOS 3 6:30PM	ORL 4 7:30PM
5	6	7	CLE 8 7:00PM	9	NYK 10 6:30PM	11
BKN 12 2:00PM	PHI 13 6:00PM	14	BOS 15 7:00PM	16	17	18
19	20	21	22	23	24	25
26	27	28	29	30		

HOME AWAY LONDON

@BUCKS f /BUCKS

ALL BUCKS GAMES ON 620 WTMJ & BUCKS NETWORK STATIONS

FOX SPORTS WISCONSIN 620WTMJ



BUCKS.COM/TICKETS



MILWAUKEE BUCKS

MEDIA GUIDE

The 2014-15 Milwaukee Bucks Media Guide was written and edited by the Milwaukee Bucks Public Relations Department.

PHOTOS: Gary Dineen/NBA Photos/Getty Images
LAYOUT/DESIGN: Bucks Public Relations Department
PRINTING: Delzer Lithograph
STATISTICS: Elias Sports Bureau

Special thanks to Eric Delzer, Wayne Guglielmi, Mike Grah, Matt Stanton, Luis Trinh Nava, Parker Goran and Clark Hillery

The information contained in this publication was compiled by the Milwaukee Bucks, Inc., and is provided as a courtesy to our fans and the media. It may be used only for personal or editorial purposes. Any commercial use of this information without the prior written consent of the Milwaukee Bucks is prohibited. All NBA and team insignia depicted in this publication are the property of NBA Properties, Inc., and the respective teams, and may not be reproduced for commercial purposes without the prior written consent of NBA Properties, Inc. Copyright 2014 Milwaukee Bucks.

GENERAL INFORMATION

2014-15 Milwaukee Bucks Roster	2
Front Office Directory	3-5
BMO Harris Bradley Center	6
Ticket Information	7
Commitment to Community	8-10

FRONT OFFICE

Wes Edens	12
Marc Lasry	13
Jamie Dinan	14
Peter Feigin	15
Theodore Loehrke	15
Patrick McDonough	16
John F. Steinmiller	16
John Hammond	17
Jason Kidd	18
Joe Prunty	19
Eric Hughes	19
Greg Foster	20
Sean Sweeney	20
Josh Oppenheimer	20
Basketball Operations	21-24
Front Office Staff	25-29
Game Night Entertainment	30-32

PLAYERS

Giannis Antetokounmpo	34-35
Jerryd Bayless	36-37
Jared Dudley	38-39
John Henson	40-41
Ersan Ilyasova	42-43
Damien Inglis	44-45
Brandon Knight	46-47
Kendall Marshall	48-49
O.J. Mayo	50-51
Khris Middleton	52-53
Johnny O'Bryant	54-55
Zaza Pachulia	56-57
Jabari Parker	58-59
Larry Sanders	60-61
Nate Wolters	62-63
Chris Wright	64

2013-14 SEASON

Team Photo & Stats	66
Game-by-Game Results	67
2013-14 Season At A Glance	68-69
2013-14 Highs & Lows - Team	70
2013-14 Highs & Lows - Individual	71
2013-14 Individual Season Highs	72

STATS & RECORDS

Season-by-Season Record/Titles	74
Month-by-Month Record	75
Conference/Division Records	76
Opening Night	77
Individual Records	78
Team Records	79
Rookie Records	80
Arena Records	81
All-Time Career Leaders	82-83
Season-by-Season Team Leaders	84-85
Season-by-Season Team Statistics	86
Bucks Coaches	87
Winning/Losing Streaks	88
Final Margins & Point Totals	89
Overtime History & Triple Doubles	90
Postseason Awards/All-Stars	91
Attendance	92-93
<u>Playoffs</u>	
All-Time Playoff Results	94-99
Playoff Breakdown	100

HISTORY

Team History	102-103
All-Time Jersey Numbers	104
Retired Numbers	105
Season-by-Season Review	106-195
All-Time Roster	196-230
Draft History	231-234
Significant Transactions	235-242

NBA

NBA Directory	244
NBA Development League	245
2013-14 Final Stats & Standings	246
2013-14 League Leaders	247
NBA Playoff Format & Tie-Breakers	248

OPPONENTS

Atlanta to Washington	250-278
-----------------------	---------

MEDIA

Media Information	280
Bucks Radio Network	281
Bucks Broadcasters	282-284
Training Camp & Preseason Schedule	285
2014-15 Television Schedule	286
In Memory	287

2014-15 BUCKS ROSTER

NO	PLAYER	POS	HEIGHT	WEIGHT	BIRTHDATE	PRIOR TO NBA/COUNTRY	YRS PRO
34	Giannis Antetokounmpo	F	6-11	217	12/06/94	Filathlitikos/Greece	1
19	Jerryd Bayless	G	6-3	200	08/20/88	Arizona/USA	6
9	Jared Dudley	F	6-7	225	07/10/85	Boston College/USA	7
31	John Henson	F	6-11	230	12/28/90	North Carolina/USA	2
7	Ersan Ilyasova	F	6-10	235	05/15/87	Ulker/Turkey	6
17	Damien Inglis	F	6-8	225	05/20/95	Roanne/French Guiana	R
11	Brandon Knight	G	6-3	189	12/02/91	Kentucky/USA	3
5	Kendall Marshall	G	6-4	200	08/19/91	North Carolina/USA	2
00	O.J. Mayo	G	6-5	210	11/05/87	USC/USA	6
22	Khris Middleton	F	6-7	225	08/12/91	Texas A&M/USA	2
3	Johnny O'Bryant	C	6-9	265	06/01/93	Louisiana State University/USA	R
27	Zaza Pachulia	C	6-11	270	02/10/84	Ulker/Rep. of Georgia	11
12	Jabari Parker	F	6-8	240	03/15/95	Duke/USA	R
8	Larry Sanders	C	6-11	230	11/21/88	VCU/USA	4
6	Nate Wolters	G	6-4	190	05/15/91	South Dakota State/USA	1
15	Chris Wright	F	6-8	225	09/30/88	Dayton/USA	2

HEAD COACH

Jason Kidd (California)

HEAD ATHLETIC TRAINER

Scott Barthlama (Northern Colorado)

ASSISTANT COACHES

Joe Prunty (Cal Poly San Luis Obispo)
 Eric Hughes (California State – Hayward)
 Greg Foster (Texas – El Paso)
 Sean Sweeney (St. Thomas)
 Josh Oppenheimer (Northern Arizona)

DIRECTOR OF PHYSICAL THERAPY/ATHLETIC TRAINER

Chris McKenzie (Ohio)

STRENGTH & CONDITIONING COACH

Robert Hackett (Wisconsin)



Giannis
ANTETOKOUNMPO



Jerryd
BAYLESS



Jared
DUDLEY



John
HENSON



Ersan
ILYASOVA



Damien
INGLIS



Brandon
KNIGHT



Kendall
MARSHALL



O.J.
MAYO



Khris
MIDDLETON



Johnny
O'BRYANT



Zaza
PACHULIA



Jabari
PARKER



Larry
SANDERS



Nate
WOLTERS



Chris
WRIGHT

FRONT OFFICE DIRECTORY

BUCKS BUSINESS OFFICES

1001 N. Fourth St.
Milwaukee, WI 53203
(414) 227-0500

TRAINING CENTER

3501 S. Lake Drive, Suite 100
Milwaukee, WI 53235
(414) 227-0500

GENERAL
INFO

EXECUTIVE STAFF

Owners Wes Edens, Marc Lasry, Jamie Dinan
General Manager John Hammond
President Peter Feigin
Senior Vice President, Chief Revenue Officer Theodore Loehrke
Senior Vice President, Chief Financial Officer Patrick McDonough
Executive Vice President, Community Affairs and Social Responsibility John F. Steinmiller

FRONT
OFFICE

BASKETBALL OPERATIONS

Head Coach Jason Kidd
Assistant Coaches Joe Prunty, Eric Hughes, Greg Foster,
..... Sean Sweeney, Josh Oppenheimer
Assistant General Manager David Morway
Vice President of Player Personnel Dave Babcock
Vice President of Player Development Skip Robinson
Director of Scouting Billy McKinney
Director of Pro Personnel Chris Gilmartin
Director of Basketball Operations Jon Horst
Director of Basketball Administration Dave Dean
Director of Basketball Analytics Michael Clutterbuck
Director of Security Greg Thompson
Head Athletic Trainer Scott Barthloma
Director of Physical Therapy, Athletic Trainer Chris McKenzie
Assistant Athletic Trainer Nixon Dorvilien
Strength & Conditioning Coach Robert Hackett
Equipment Manager Jay Namoc
Video Coordinator Josh Broghamer
Assistant Video Coordinators Mike Sergo, Jesse Wedmore
Team Psychologist Ramel Smith
Assistant to the General Manager Jennifer Rundell
Medical Advisors Dr. Michael Gordon, M.D., Samuel Idarraga, M.D.
..... Dr. Tom Tongas, D.D.S.

PLAYERS

2013-14
SEASON

STATS &
RECORDS

HISTORY

BUSINESS OPERATIONS

Vice President of Government Affairs Bob Cook
Vice President of Strategy and Operations Alex Lasry
Vice President of Human Resources Kelly Kauffman
Manager of Business Analytics Mike Leopando

NBA

Finance

Vice President of Finance Jim Woloszyk
Payroll and Benefits Manager Danica Olson
Accounting Manager Grant Freitag
Accountant Whitney Tipton

OPPONENTS

Corporate Communications

Vice President of Public Relations Dan Smyczek
Public Relations Manager Mark Rosenberg
Public Relations Coordinator Kristen Deahl

MEDIA

FRONT OFFICE DIRECTORY

Ticket Sales

Vice President of Ticket Sales & Service Jamie Morningstar

Season Sales

Director of Account Services Brian Kerr

Director of Fan Experience Cassandra Polansky

Inside Sales Manager Brandon Lott

Premium Sales Manager Josh Schedler

Senior Account Service Executives Mollie Cowen, Chris Picco

Account Service Executives Kristina Filipovic, Tom LaCombe

Senior Account Sales Executives James Herro, Jason Natter

Account Sales Executives Hans Goldenberg, Jim Lindner, Kevin Samborski

Ticket Sales & Service Coordinator Abby Lindsay

Sales Associates:

Tom Aguayo	Matt Golden	Adam Paschen	Ross Shillinglaw
Natalie Ames	Shane Kelley	Dan Paterick	Spencer Smith
Justin Baker	Zach Klupchak	Joe Pavlik	Dylan Snyder
Chris DeGuilio	Benjamin Kotlarek	Noelle Peterson	Matt Splan
Greg Drain	Nick Ksenich	John Pettinelli	Marie Strickland
Kyle Emina	Will Leitzke	Natalie Porter	Myles Sylverne
David Farby	Doug Lewis	Jared Raupp	Emily Timmerman
Evan Fay	Nick Marple	Doug Rocklin	Zach Treadway
Kevin Flinn	Dan Meltzer	Justin Rotaru	Sheridan West
Nate Gilliland	Ryan Mercado	Evan Santos	Jeff Wiener

Group Ticket Sales

Director of Group Sales Carl Manteau

Director of Group Programs Steve Tarachow

Group Account Executives Jessica Blengino, Jamie DeMatthew,

..... Tom Henninger, Rachel Toman, Brian Wolfe

Group Sales Coordinator Liz Reznichak

Ticket Operations

Director of Ticket Operations Sue Thompson

Manager of Ticketing Services Eric Prom

Group Services Ticket Manager Rick Wermager

Ticket Associates/Account Executives Sandy Short, Kim Polan

Ticket Office Associate Kris Brunelli

Marketing

Vice President of Marketing Dustin Godsey

Vice President of Digital Platforms Mike Grahl

Director of Marketing Promotions Konni Hibicke

Director of Database Marketing Ben Conrad

New Media Marketing Manager Nick Monroe

Interactive Marketing Manager Matt Stanton

Interactive Marketing Coordinator Parker Goran

Graphic Designer Luis Trinh Nava

CRM Administrator Dawn Stenbol

FRONT OFFICE DIRECTORY

Corporate Partnerships

Vice President of Corporate Partnerships.....	David Snyder
Senior Director of Partnership Sales	Deb Logan
Senior Account Representatives	Mike Bortolotti, Marc Malterer
Senior Director of Partnership Activation.....	Kareeda Chones-Aguam
Manager of Platform Development.....	Jonathan Zuckerbrod
Manager of Partnership Activation	Ryan Hooser
Director of Club Level Sales	Shay Sherfinski
Club Level Coordinator	Sean Quinn
Corporate Partnership Activation Specialists	Alyson Ambrookian, Chandra Kenny
Senior Director of Legal Affairs & Corporate Partnerships	Mike Sneathern

Broadcast

Broadcast Director & TV Play-By-Play Announcer	Jim Paschke
Video Production, Editing and Projects Coordinator	Loreta Dilaveri

Game Presentation

Director of Game & Event Presentation	Johnny Watson
Dance Team Manager.....	Tricia Crawford
Creative Entertainment Coordinator	Rance Ristau
Game & Event Presentation Coordinator	Kate Gilbert

Information Technology

Director of Information Technology.....	Ron Kiepert
Systems Support Specialist	Tim Cibich

Administration

Director of Team Services	Clark Hillery
Team Services Event Coordinator	Wade Waugus
Team Services Associate	Ryan Mueller
Executive Secretary	Rita Huber
Receptionist/Guest Ambassador	Jane Dwyer

Home Game Staff

Official Scorer/Stats Crew Chief	Bob Wanek
Timer.....	Mike Goodwin
24-Second Timer	Vince Sciano
Scoreboard Operator.....	Dan Gruscynski
Statisticians.....	Jim Burant, Ted David, Glenn Gossfeld, Mike Falkner, Jay Kaun, David Schmitz, Mike Smith
Public Address Announcer.....	Eric Jensen
Game Night Services.....	John Witkowiak, Brenda Mason
Press Room Host.....	Jim Hafemann
Photographer	Gary Dineen, NBA Photos (Getty Images)
Medical Emergency Services	Bell Ambulance

GENERAL
INFO

FRONT
OFFICE

PLAYERS

2013-14
SEASON

STATS &
RECORDS

HISTORY

NBA

OPPONENTS

MEDIA

BMO HARRIS BRADLEY CENTER



BMO HARRIS BRADLEY CENTER

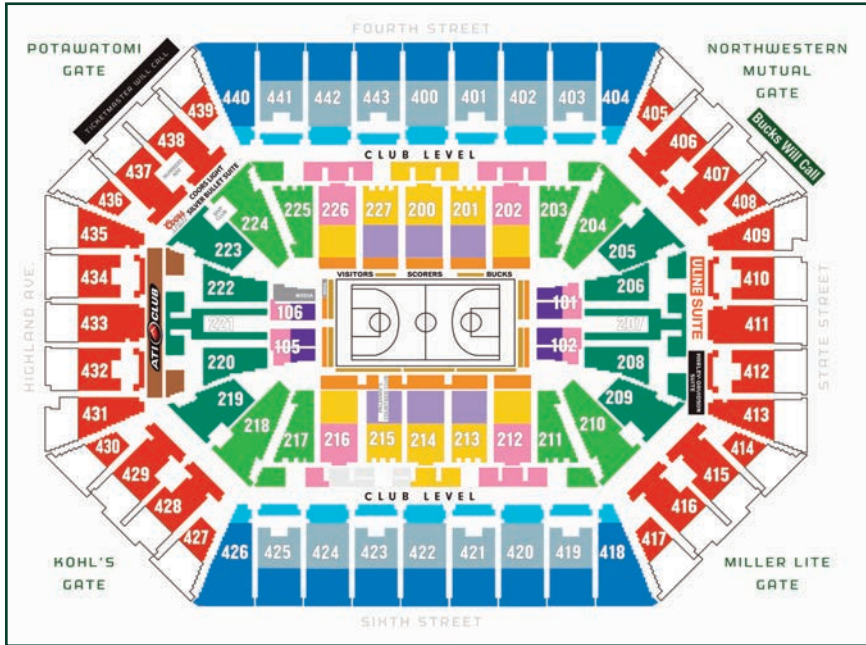
1001 N. Fourth St.
Milwaukee, WI 53203
(414) 227-0500

The 2014-15 season will mark the 27th year the Milwaukee Bucks have called the BMO Harris Bradley Center home, making the venue the second oldest non-renovated arena in the NBA. Over nearly three decades, the 20,000-seat sports and entertainment facility has hosted over 5,000 events and welcomed over 40 million guests. Along with the Milwaukee Bucks, the BMO Harris Bradley Center is also home to the Marquette University Men's Basketball team and the Milwaukee Admirals AHL hockey team.

When originally built in 1988, the \$91 million structure was a gift to the Milwaukee community and state of Wisconsin from the late Jane Bradley Pettit and her husband, Lloyd, in honor of her father, Harry Lynde Bradley. To aid in its construction, the City of Milwaukee contributed \$10 million for land acquisition. While the initial financing of the Bradley Center is unique among NBA arenas, the gift did not include provisions for the long-term capital needs or operating expenses of the facilities unlike other modern NBA venues. In an effort to generate additional revenue, in May of 2012 the naming rights were sold to BMO Harris Bank, one of the Midwest's largest banks and an integral part of greater Milwaukee.

As part of the commitment made by the new ownership group, the entire Bucks organization plans to work closely and on an accelerated timeline with community leaders to develop a new sports and entertainment complex that will revitalize downtown Milwaukee. A state-of-the-art arena has become the standard for all NBA teams to continue providing the best fan experience for supporters, and has served as the anchor for many metropolitan market transformations.

However, even though the Bucks will be in a new arena within the next several years, the new leadership has made improving the fan experience at BMO Harris Bradley Center an immediate priority. This season, the arena will upgrade its Backcourt Club and Palermo's Pizza Courtside Club to give fans a place to eat restaurant-quality food inspired by Wisconsin and network with one another in comfort and style. The 400 level will also offer a brand new interactive experience set to open an hour before each Bucks game. This "indoor tailgate" experience is designed to provide games such as cornhole, hoop shoot, ping pong and foosball. In addition to these classic party games, the section will have a state-of-the-art viewing experience for fans.



BUCKS TICKET PLANS

For information on Bucks Ticket Plans, call 414-227-0599. Packages ranging from 10 to 43 games are available for purchase.

GROUP TICKET OPTIONS

Preferred prices are available for groups of 10 or more people attending a game. For more information call 414-227-0599 or visit bucks.com/groups.

SINGLE-GAME ORDERS

Can be purchased by calling Ticketmaster at 1-800-4NBA-TIX, online at Bucks.com/Tickets, or at the BMO Harris Bradley Center Box Office (box office hours are 9 a.m. - 5 p.m. weekdays; 10 a.m. to game time on Saturday; and 2 hours prior to game time on Sunday). A convenience fee will apply when ordering by phone or online, but not at the box office. MasterCard, Visa or American Express charge cards are accepted.

PLAYOFF TICKETS

Milwaukee Bucks playoff tickets will be available to the public for purchase based on availability. Bucks Ticket Plan holders are given priority to purchase locations prior to the general public. The best way to secure great seats for postseason action is to become a Bucks Ticket Plan holder. For more information, call 414-227-0599 or visit bucks.com/tickets.

INFORMATION

Up-to-the-minute Bucks ticket information is available online at bucks.com/tickets or via phone at 414-227-0599.

GENERAL
INFO

FRONT
OFFICE

PLAYERS

2013-14
SEASON

STATS &
RECORDS

HISTORY

NBA

OPPONENTS

MEDIA

COMMITMENT TO COMMUNITY



BUCKS CARE

The Milwaukee Bucks are making community engagement a defining element of the path back to greatness. Marc Lasry, Wes Edens and Jamie Dinan have made philanthropy and charitable work a significant part of their lives. Marc, Wes and Jamie have always viewed non-profits and local organizations as the foundation for any community; they know the Bucks will only be as strong as the community they serve. As the Bucks become a driving force behind the transformation and revitalization of Milwaukee, partnering with the community will be front and center.

Marc, Wes and Jamie made their vision clear from the outset, beginning with the appointment of John Steinmiller as Executive Vice President for Community Affairs and Social Responsibility. For over 45 years, Steinmiller has been a part of the Bucks organization and served the community in countless ways. Now, for the first time, the Bucks will have an executive and department focused on philanthropy.

"We are thinking about community affairs and philanthropy in a totally new way," Steinmiller said. "Marc, Wes and Jamie want this department and all of our work to contribute to everything Milwaukee and Wisconsin are hoping to become. As someone who has been a part of the Bucks community work since 1971, I am very excited about the ownership's broad vision."

All those involved in the organization understand that the Milwaukee Bucks are one of the most visible presences throughout greater Milwaukee and Wisconsin. Thanks to that visibility, the players, staff, and owners are all united towards continuing the traditions of charity and outreach that have defined the organization and will grow into the future. Last year alone, Bucks players, coaches and staff members spent over 3,500 hours giving back to their neighbors.

The Bucks have participated in several long-term charitable partnerships with the MACC Fund, Cystic Fibrosis Foundation, Salvation Army, Special Olympics, Sam's Hope Literacy Foundation and Habitat for Humanity, amongst others, and have participated in a number of back-to-school events, community service days and literacy outreach events at local libraries. The organization will expand those efforts in the coming years.

The entire Milwaukee Bucks organization is dedicated to improving its community. For more information about the Bucks latest community events, please visit bucks.com/community.



Mascot Bango got the students excited for an all-team appearance at the Milwaukee Art Museum for a Read to Achieve event.



2014 No. 2-overall selection Jabari Parker addressed Bucks fans at Milwaukee's Summerfest grounds.

COMMUNITY PROGRAMS SUPPORTED BY THE BUCKS

Authors Night
Autism Speaks Walk
Bango's Community Crew Run/Walk
Bango Summer Camp Visits
Black History Month
Bucks Blood Drive
Bowl for the Cure
Boys and Girls Club
Bucks Cystic Fibrosis Golf Outing
Bucks Wives Save Lives Auction
for Columbia St. Mary's
Charitable Ticket Program
Dream Big
Feed the Kids
GE Healthcare Community Service Day
Green Week
Hardwood Homecomings
Holiday Visit to Children's Hospital of Wisconsin

Habitat for Humanity
House of Peace
Martin Luther King Program
Milwaukee Fire Department
Safety Program
NBA Cares Week of Service
NBA Fit
Operation Military Kids Night
Salvation Army
Sam's Hope Literacy Outreach
School Supplies Donation Program
Special Olympics of
Southeastern Wisconsin
St. Coletta Fundraiser
The Gathering of
Southeastern Wisconsin
United Way Days of Caring
Wheelchair Bucks



O.J. Mayo and Larry Sanders donated Thanksgiving dinners for patrons of Milwaukee's House of Peace.



Nate Wolters and Giannis Antetokounmpo passed out school supplies to Milwaukee Public School students at the start of the new year.



Khris Middleton and Brandon Knight read to students who attended the Bucks and Sam's Hope Literacy Outreach Book Blast at the BMO Harris Bradley Center.



John Henson was challenged to a game of Connect Four during a holiday visit to Children's Hospital of Wisconsin on behalf of the MACC Fund.

GENERAL
INFO

FRONT
OFFICE

PLAYERS

2013-14
SEASON

STATS &
RECORDS

HISTORY

NBA

OPPONENTS

MEDIA

COMMITMENT TO COMMUNITY



Brandon Knight and Khris Middleton provided an off-the-court assist to Bucks fans at the sweets counter of a supermarket during a community appearance.



Bucks business employees, along with Kendall Marshall, joined forces with GE Healthcare to spruce up a Milwaukee Public School for Community Service Day.



THE MACC FUND TRADITION

The MACC Fund (Midwest Athletes Against Childhood Cancer) exists to support and fund childhood cancer and related blood disorder research. A pillar of support since its inception by Eddie Doucette and Jon McGlocklin during halftime of a Bucks game at the Milwaukee Arena on Dec. 10, 1976, the Milwaukee Bucks annually sponsor numerous fundraising opportunities for the MACC Fund. The Bucks have contributed more than \$1.3 million for cancer and blood disorder research since the inaugural MACC Fund game in 1977, which became an annual event.

Since its inception in 1976, the MACC Fund has contributed \$50 million to childhood cancer and related blood disorder research. For more information, please visit www.maccfund.org.

NBA CARES

NBA Cares is the league's global social responsibility program that builds on the NBA's mission of addressing important social issues in the United States and around the world. Through this program, the NBA, its teams and players have donated more than \$237 million to charity, completed more than 3 million hours of hands-on community service, and created more than 895 places where kids and families can live, learn, or play, in 25 countries and territories on five continents. NBA Cares works with internationally recognized youth-serving programs that support education, youth and family development, and health-related causes, including: Ka-BOOM!, Special Olympics, YMCA, Boys and Girls Clubs of America, UNICEF, the Make-A-Wish Foundation, Share Our Strength and GLAAD.



CHARITABLE DONATION & AUTOGRAPH POLICY

The Milwaukee Bucks assist thousands of charitable endeavors throughout the state of Wisconsin each year. All requests or proposals must be made in writing on organization letterhead and be on file in the Bucks office at least six weeks prior to the date of the event. The Bucks will not consider requests from organizations outside of the state, but will direct them to an NBA contact in their area. Requests are limited to one request per organization per calendar year and aim to support non-profit (501c3) groups. Please note that the Bucks do not take ownership of items to be signed and are not responsible for any unreturned or lost merchandise.

MILWAUKEE BUCKS FRONT OFFICE





WES EDENS

OWNER

Wesley R. Edens is co-founder and co-chairman of Fortress Investment Group LLC. Fortress, founded in 1998, is a global investment manager with \$62 billion of assets under management. Wes is primarily responsible for Fortress's private equity business, which invests in various industries including transportation, infrastructure, real estate, health care, financial services and media/entertainment. Under Wes' leadership, Fortress has helped shape the foundation of global investments and supports innovative transportation and infrastructure projects worldwide.

In addition to serving on a number of professional boards and commissions, Wes is a trustee and longtime supporter of the U.S. Ski and Snowboard Team Foundation and active philanthropist. He and his family established an endowed professorship at Macalester College in St. Paul, Minn., the Edens Professorship in Global Health, along with a research fund to focus on solving international infectious disease and environmental health hazards.

The son of a Sparta, Wis.-native mother, Wes grew up in rural Montana on a ranch where he first began participating in outdoor sports and living an active lifestyle. After ski racing and playing a wide range of sports as a child, he continues his active lifestyle today by mountain climbing, running and jumping horses. His interest in climbing has led Wes to scale challenging mountains around the world including the Matterhorn, the Grand Teton and Mount Kilimanjaro.

Wes and his wife Lynn have four children: Ryan, Madison, Mallory and Quentin. Ryan lives in New York and works in the sports industry. Their daughters, Madison and Mallory, are both attending college. Madison has a passion for science and recently was accepted to an accelerated medical school program. Mallory is a member of her university's cross country running team. Their youngest child, Quentin, is a sophomore in high school.

Wes received a B.S. in Finance from Oregon State University.



MARC LASRY

OWNER

Marc Lasry is the Co-Founder, CEO and Chairman of Avenue Capital Group, a global investment firm with over \$13 billion of assets under management. Founded in 1995, Avenue has been a pioneer in the distress-debt market, successfully investing in debt and equity securities of struggling companies across a variety of industries.

Marc has said that his story personifies the American dream. Born in Morocco, he immigrated to the United States when he was 7 years old, with minimal financial resources. When he first attended Connecticut public schools, Marc did not speak a word of English, learning it through the news and reading his parents' encyclopedias. The son of a computer programmer and a schoolteacher, he would go on to win a basketball scholarship at Clark University, become a lawyer and hold a clerkship with a federal bankruptcy judge before entering finance.

Prior to founding Avenue, Marc co-founded Amroc Investments, LLC, and managed capital for Amroc Investments, L.P., the predecessor firm associated with Robert M. Bass Group, Inc. In addition, Marc was co-director of the Bankruptcy and Corporate Reorganization Department at Cowen & Company, and previously served as director of the Private Debt Department at Smith Vasilou Management Company. Marc also held a clerkship for the Honorable Edward Ryan, former Chief Bankruptcy Judge of the Southern District of New York.

After growing up a Bucks fan following Kareem Abdul-Jabbar and Oscar Robertson, Marc is excited to help shape the future of Bucks basketball. He looks forward to bringing his background as a philanthropist to greater Milwaukee and motivating the Bucks organization to give back to provide the same opportunities that were afforded him.

In addition to his business success, Marc and his wife Cathy have been extremely active in philanthropy. He and his wife established the chair in race relations at the University of Pennsylvania in the School of Arts and Sciences and have also served as joint chairs of the Penn Parent Leadership Committee. The couple also funded the construction of the Lasry Center for Bioscience and the Cohen-Lasry House, home to the Strassler Center for Holocaust and Genocide Studies, at their alma mater, Clark University. Marc currently serves on the Board of the Big Apple Circus and the 92nd Street Y, and is on the Corporate Board of the John F. Kennedy Center for the Performing Arts.

Marc has been married to his wife Cathy for 30 years and are the proud parents of five children. The couple also recently became grandparents. He received a B.A. in History from Clark University (1981) and a J.D. from New York Law School (1984).

GENERAL
INFO

FRONT
OFFICE

PLAYERS

2013-14
SEASON

STATS &
RECORDS

HISTORY

NBA

OPPONENTS

MEDIA



JAMIE DINAN

OWNER

Jamie Dinan is the founder, chairman & CEO of York Capital Management, one of the world's most successful hedge funds. Jamie is a co-portfolio manager of York Multi-Strategy, York Credit Opportunities, York Event-Driven UCITS funds, and York Sub-Advised '40 Act Strategy, portfolio manager of the York Total Return funds, and the chair of the firm's Executive Committee.

The third of five children, Jamie was born in Baltimore to a textile engineer father and homemaker mother before later growing up in Worcester, Mass. Though money was tight in his youth, his parents focused their resources and efforts on providing education for their children. Jamie is a life-long basketball fan and has been following the Bucks since Oscar Robertson played for the team in the 1970s. He believes the team is well positioned under the new leadership of coach Jason Kidd and looks forward to a successful season.

From 1985 to 1991, Jamie worked at Kellner, DiLeo & Co., where he became a general partner and was responsible for investing in risk arbitrage and special situation investments. From 1981 to 1983, he was a member of the investment banking group at Donaldson, Lufkin & Jenrette, Inc.

Jamie is currently the Chairman of the Board of Trustees at the Museum of the City of New York and gave a \$1 million donation to fund the research and development of a 25,000-square-foot museum exhibit chronicling New York's history, the James G. Dinan and Elizabeth R. Miller Gallery. Additionally, he serves on the board of directors for the Hospital for Special Surgery, the nation's pre-eminent orthopedic surgery hospital, and the Lincoln Center for the Performing Arts. He also sits on the Harvard Business School's Board of Dean's Advisors, the Board of Trustees of the University of Pennsylvania and The Wharton Board of Overseers at the University of Pennsylvania.

Jamie and his wife Elizabeth Miller are the parents of three children. He received a B.S. in Economics from The Wharton School of the University of Pennsylvania and an M.B.A. from Harvard Business School.

GAME NIGHT ENTERTAINMENT

BANGO

Mascot “Bango” has been entertaining Bucks fans for 37 years with his high-flying acrobatic dunks, daring stunts and funny antics. When Bango is not flipping around the BMO Harris Bradley Center he’s busy making over 250 appearances in the Milwaukee community every year.

Bango is a former NBA mascot of the year and has the honor of being voted as the first “Most Awesome Mascot” by the Cartoon Network. Last season he was featured in an original documentary series on Hulu called “Behind the Mask.” Keep your eyes on Bango because you never know what he is going to do next.

Bango was a phrase coined by Eddie Doucette, the original “Voice of the Bucks,” whenever a player connected on a long-range basket. When the club held a contest to name their new mascot, a few thousand entries were received, and the most popular by far was “Bango.”

With the name in place, on October 18, 1977, Bango was born. That date signified the home opener of the 1977-78 season for the Bucks. The game pitted Milwaukee against the Kareem Abdul-Jabbar-led Los Angeles Lakers in the Milwaukee Arena.

For more information on how to book Bango for your event, call the Game Entertainment Department at 414-227-0576.



AIR BANGO

Air Bango is known for his inflated ego. Whether he is dancing center court, racing through obstacles or startling fans, he is always pumped up and ready to entertain.



BANGO JR.

Since being introduced to Bucks fans in 2007, Bango Jr.'s role continues to grow as he tries to be just like dad. When it doesn't interfere with school, he enjoys performing at the BMO Harris Bradley Center, capturing the hearts of the crowd. If you are lucky enough to catch a high five from this little guy be sure to watch out as there might be a few other little Bango's learning the ropes behind him.



MILWAUKEE BUCKS DANCERS

The Milwaukee Bucks Dancers (MBD) are in their 25th year entertaining bucks fans and cheering on the team. They provide high energy performances at all Bucks home games and serve as ambassadors for the organization in the community. The members of MBD are beautiful, talented and intelligent women who have full-time careers or are full-time students, and share a passion for dance and entertaining a crowd.

For more information on how to book MBD for your event, or to attend one of their dance clinics, call the Game Entertainment Department at 414-227-0532.



BUCKS GRAND DANCERS

This talented group of dancers has been showcasing its moves for eight years and continues to be a fan favorite. With their unique style and outstanding personalities, this group of senior citizens delivers a crowd-pleasing performance every time they step on the court. You might not believe it unless you see it, so check out their jersey numbers to see the age of each team member.



YOUNG BUCKS

Now in their second season, this group of "Young Bucks" is sure to light up the court. Consisting of boys and girls ages 7-13, these kids really know how to put on a show. With their energetic spirit and eye catching moves, you won't want to miss a performance by these young stars.



GENERAL
INFO

FRONT
OFFICE

PLAYERS

2013-14
SEASON

STATS &
RECORDS

HISTORY

NBA

OPPONENTS

MEDIA

GAME NIGHT ENTERTAINMENT

RIM ROCKERS

These daredevils take to the sky at Bucks games with their innovative style and high flying trampoline dunking. The Rim Rockers' high-energy performances are geared to amaze and excite Bucks fans every time they set their flight schedule. With flips, 360s, crazy pass combinations and huge hang time, they have become a force in Bucks game night entertainment. The Rim Rockers have traveled all over the world, taking flight in Mexico, Abu Dhabi, China and even center court at the NBA All-Star game. These two-time Guinness Book of World Record holders can also be found performing at colleges, high schools, festivals and charity events around the Milwaukee community.



HOOP TROOP

Hoop Troop is an interactive team ready to rally the crowd at a moment's notice and bring excitement and enthusiasm to Bucks games and events. They will greet you at the door as you enter the BMO Harris Bradley Center and entertain you in the stands. Make sure to keep your head up... you never know when they may toss a T-shirt your way.



BUCKS BEATS

This talented group of musicians brings the rhythm to the BMO Harris Bradley Center floor. With their loud and boisterous sound on the drums, Bucks Beats is ready to entertain the fans anywhere they can bring their drums. Whether it be on the concourse pregame, on the floor or even in the stands, Bucks Beats brings thunderous energy to the game.



BUCKS B-BOYS

The Bucks B-Boys wow Bucks fans with their incredible dance moves, head spins and back flips at Bucks games each year. With 18,000 fans watching, they really have to use their heads to stay on top of the game.



MILWAUKEE BUCKS PLAYERS





GIANNIS ANTETOKOUNMPO
#34

POSITION: FORWARD
HEIGHT: 6-11
WEIGHT: 217
BIRTHDATE: 12/6/94
FROM: GREECE
NBA EXPERIENCE: 2ND SEASON
DRAFTED: 2013
15TH OVERALL - MILWAUKEE

CAREER HIGHLIGHTS

- Named to the 2013-14 NBA All-Rookie Second Team
- Participated in the BBVA Compass Rising Stars Challenge and the Taco Bell Skills Challenge during 2014 All-Star Weekend in New Orleans
- In 2013, named All-Greek A2 Newcomer of the Year, Co-Rookie of the Year, and to the Second and All-Defensive Teams by Eurobasket.com
- Member of the Greek National Team for the 2014 FIBA World Cup

NBA REGULAR SEASON STATISTICS

Season	G-GS	MIN	FG-A	PCT	3FG-A	PCT	FT-A	PCT	OR-DR-TR	AST	STL	TO	BLK	PTS	RPG	APG	PPG
13-14 MIL	77-23	1897	173-418	.414	41-118	.347	138-202	.683	78-261-339	150	60	122	61	525	4.4	1.9	6.8
TOTALS	77-23	1897	173-418	.414	41-118	.347	138-202	.683	78-261-339	150	60	122	61	525	4.4	1.9	6.8

NBA CAREER HIGHS

MIN	FGM	FGA	3FGM	FTM	FTA	REBS	ASTS	STLS	BS	PTS
43	5 [6]	12 [2]	3 [2]	7	9 [2]	11 [2]	5 [5]	4	4	16
4/12/14	2/24/14	1/11/14	1/19/14	12/14/13	3/1/14	1/11/14	4/4/14	12/28/13	2/24/14	12/27/13
at WAS	at PHI	at OKC	at SAS	at DAL	vs. BKN	at OKC	at CHI	vs. MIN	at PHI	at BKN

2013-14 SEASON HIGHLIGHTS ... Averaged 6.8 points, 4.4 rebounds, 1.9 assists, 0.8 steals and 0.8 blocks in 77 appearances during his rookie season ... ranked among the NBA's rookie leaders in scoring (11th), rebounding (T-4th), assists (T-10th), FG% (9th), 3P% (4th), FT% (9th), steals (6th), blocks (4th) and minutes (5th) ... scored in double figures 23 times and grabbed 10+ rebounds twice, with both efforts resulting in double-doubles ... led the Bucks in blocked shots on 22 occasions, second on the team behind John Henson's 40 such games ... finished the season with 61 total blocks, which led all NBA rookies and was the seventh-most by a Bucks rookie in franchise history ... posted the first double-digit scoring game of his career with 11 points on 11/12 at MIA ... made the first of his 23 starts on 12/18 vs. NYK and finished with 10 points and 7 rebounds ... recorded his first NBA double-double on 12/27 at BKN with a season-high 16 points and 10 rebounds ... recorded his second double-double on 1/11 at OKC with 13 points and season-high-tying 11 rebounds ... selected to participate in the BBVA Compass Rising Stars Challenge at NBA All-Star Weekend in New Orleans, where he tallied 9 points, 2 rebounds and 2 assists in 17 minutes.

PRO CAREER ... **2014 NBA Summer League:** Played in four games (four starts) and averaged 17.0 points, 5.8 rebounds and 1.8 assists in 32.5 minutes per game ... missed the fifth game due to obligations to the Greek National Team ... scored in double figures three of his four games with a high of 20 points against the Spurs on 7/16.

INTERNATIONAL CAREER ... **2014 FIBA World Cup:** Averaged 6.3 points, 4.3 rebounds and 0.3 assists in 16.0 minutes for his native Greece ... posted highs of 15 points against Puerto Rico, and 6 rebounds against the Philippines and Argentina ... **2013 U20 European Championships:** Played in 10 games for Greece's U20 National Team and averaged 8.0 points, 7.6 rebounds and 2.2 assists ... ranked second for the tournament in defensive rebounds (7.0) and seventh in blocked shots (1.4) ... Greece finished the tournament in fifth place with an 8-2 record ... **2012-13:** Played in 26 games for Filathlitikos AO (A2, second division) and averaged 9.5 points, 5.0 rebounds and 1.4 assists ... shot 62.1% from 2-point field goal range ... selected to play in the Greek League All-Star Game and scored 8 points ... grabbed a season-high 10 rebounds vs. GS Lavrio on 2/23 ... posted a career-high 23 points vs. Irakleuo Crete on 3/2 ... had 13 points, 7 rebounds and a season-high 4 blocks vs. Ermis Lagkada on 4/13.

CAREER TRANSACTIONS ... Selected by the Milwaukee Bucks with the 15th overall pick in the 2013 NBA Draft on 6/27/13 ... signed his first NBA contract with Milwaukee on 7/30/13.

PERSONAL ... Born in Athens ... parents immigrated to Greece from Nigeria ... has dual citizenship ... has four brothers, two older (Thanasis and Andreas) and two younger (Kostas and Alexandros), who also play basketball ... made the most of time in Milwaukee the summer of his rookie year with visits to the Wisconsin State Fair and Palermo's Pizza Factory, where he received a personal tour of the facility from the Fallucca family and was able to make and eat his own pizza ... on Twitter as @G_ante34.

GENERAL
INFO

FRONT
OFFICE

PLAYERS

2013-14
SEASON

STATS &
RECORDS

HISTORY

NBA

OPPONENTS

MEDIA



JERRYD BAYLESS
#19

POSITION: GUARD
HEIGHT: 6-3
WEIGHT: 200
BIRTHDATE: 08/20/88
COLLEGE: ARIZONA
NBA EXPERIENCE: 7TH SEASON
DRAFTED: 2008
11TH OVERALL - INDIANA

CAREER HIGHLIGHTS

- Recorded his 1,000th assist against Philadelphia on 2/5/14, and his 3,000th career point against Indiana on 3/1/14
- Scored career-high 31 points on 12/11/10 at DET while a member of the Toronto Raptors
- Named 2007 McDonald's All-American

NBA REGULAR SEASON STATISTICS

Season	G-GS	MIN	FG-A	PCT	3FG-A	PCT	FT-A	PCT	OR-DR-TR	AST	STL	TOBLK	PTS	RPG	APG	PPG	
08-09 POR	53-0	655	69-189	.365	7-27	.259	83-103	.806	8-49-57	78	16	56	2	228	1.1	1.5	4.3
09-10 POR	74-11	1304	200-483	.414	29-92	.315	201-242	.831	18-102-120	172	26	94	5	630	1.6	2.3	8.5
10-11 NO/TOR	71-14	1496	218-517	.422	49-146	.336	166-206	.806	26-139-165	266	38	127	5	651	2.3	3.7	9.2
11-12 TOR	31-11	705	117-276	.424	44-104	.423	75-88	.852	8-58-66	118	24	53	4	353	2.1	3.8	11.4
12-13 MEM	80-4	1765	260-621	.419	71-201	.253	102-122	.836	21-154-175	264	59	120	17	693	2.2	3.3	8.7
13-14 MEM/BOS	72-19	1686	248-617	.402	76-212	.358	94-118	.797	22-123-145	194	60	82	9	666	2.0	2.7	9.3
TOTALS	381-59	7611	1112-2703	.411	276-782	.353	721-879	.820	103-625-728	1092	223	532	42	3221	1.9	2.9	8.5

NBA POSTSEASON STATISTICS

Season	G-GS	MIN	FG-A	PCT	3FG-A	PCT	FT-A	PCT	OR-DR-TR	AST	STL	TO	BLK	PTS	RPG	APG	PPG
2009 POR	2-0	11	2-6	.333	0-1	.000	2-3	.667	0-1-1	0	0	1	1	6	0.5	0.0	3.0
2010 POR	6-2	166	28-65	.431	6-15	.400	19-24	.792	4-12-16	23	2	8	0	81	2.7	3.8	13.5
2013 MEM	15-0	320	49-137	.358	18-59	.305	23-26	.885	1-29-30	32	7	16	5	139	2.0	2.1	9.3
TOTALS	23-2	497	79-208	.380	24-75	.320	44-53	.830	5-42-47	55	9	25	6	226	2.0	2.4	9.8

NBA CAREER HIGHS

MIN	FGM	FGA	3FGM	FTM	FTA	REBS	ASTS	STLS	BS	PTS
44	12	24	6	11 (2)	12 (4)	8	11 (2)	4 (3)	3	31 (2)
3/16/12 at MEM	2/26/14 vs. ATL	12/23/09 at SAS	2/6/12 at WAS	2/22/11 at CHA	2/22/11 at CHA	1/24/11 vs. MEM	12/14/12 at DEN	4/15/13 at DAL	11/17/12 at CHA	12/11/10 at DET

2013-14 SEASON HIGHLIGHTS ... Averaged 9.3 points, 2.0 rebounds and 2.7 assists in 23.4 minutes per game split between MEM and BOS ... with BOS averaged 10.1 points, 2.1 rebounds and 3.1 assists per game ... shot 41.8% from the floor and 39.5% from 3-point range with BOS ... recorded 19 points off the bench against SAC that included a season-high-tying 4 3-pointers on 2/7 ... dished season-high 9 assists against SAS on 2/12 ... netted a season-high 29 points against ATL on 2/26 that included a career-high 12 field goals ... in 41 games with BOS, recorded 10 or more points 22 times and 20+ points four times ... in 14 starts for BOS, averaged 13.9 points, 2.9 rebounds, 2.9 assists and 1.0 steal in 30.7 minutes ... shot 47.1% from 3-point range when he started for BOS ... recorded his 1,000th assist against PHI on 2/5 and his 3,000th career point against IND on 3/1.

PRO CAREER ... **2012-13:** Averaged 8.7 points, 2.2 rebounds and 3.3 assists on 41.9% shooting in 22.1 minutes in a career-high 80 games (four starts) ... registered 14.6 points on 43.4% shooting over the final 16 games of the season ... ranked second on the team in 3FGM (71) and 3FGA (201) ... as a starter, posted 16.0 points, 4.0 rebounds and 5.8 assists in 37.8 minutes ... scored 10+ points in 9 consecutive games from 1/23-2/8 and again from 3/15-29, the second-longest scoring streaks of his career ... recorded the two highest scoring totals by a MEM reserve this season with 29 on 2/5 vs. PHX and season-high 30 on 3/23 vs. BOS, one of two 30-point games by a Grizzlies player that season (Zach Randolph, 38 on 12/4 vs. PHX) ... tied career high with 11 assists in only 17 minutes on 12/14 at DEN, becoming the first NBA player to record that many assists in that few minutes since Randy Woods (LAC) on 2/14/95 at HOU ... made a step-back jumper and sank 2 FTs in the final 24 seconds to help MEM defeat CLE on 11/26 in his first start of the season ... scored 7 points in the final 11 seconds of regulation in MEM home win on 3/20 vs. OKC, including a 3-pointer with 3.7 seconds remaining to send the game into OT ... scored in double figures 25 times in his final 40 games after doing so just 3 times in his first 40 ... inactive two games from 4/7-9 due to a sore right knee.

2011-12: Set career highs in scoring (11.4 points), assists (3.8), FG% (.424), 3P% (.423) and FT% (.852) in 31 games (11 starts) ... increased averages to 17.8 points and 5.3 assists while shooting 45.0% from the field and 42.9% from 3-point range in his 11 starts ... made career-high 6 3-pointers in a 30-point performance on 2/6 at WAS.

2010-11: Averaged 9.2 points, 2.3 rebounds and 3.7 assists in 71 games (14 starts), splitting the season between NOH and TOR ... as a starter, increased averages to 18.1 points and 6.7 assists in 35.6 minutes ... set career highs with 11 assists and 8 rebounds on 1/24 vs. MEM ... recorded a double-double with 11 points and 10 assists on 2/22 at CHA, tying career highs by shooting 11-of-12 from the free throw line, making him the first NBA player to record a points/assists double-double without a made field goal since Magic Johnson (4/2/96 at CHA) ... tied a career high with 31 points on 12/10 at DET.

2009-10: Averaged 8.5 points, 1.6 rebounds and 2.3 assists in 74 games (11 starts) ... made more free throws (201) than field goals (200) ... scored a career-high 31 points on 12/23 at SAC, setting a franchise record for points by a Trail Blazer making his first career start.

2008-09: Averaged 4.3 points, 1.1 rebounds and 1.5 assists in 12.4 minutes in 53 games during his rookie season ... named the Most Valuable Player of the 2008 NBA Summer League in Las Vegas, after he averaged 29.8 points in four games.

PLAYOFF HISTORY ... (23 games, 2 starts) ... **2013:** Averaged 9.3 points, 2.0 rebounds and 2.1 assists in 21.3 minutes in 15 games ... scored a playoff career-high 19 points in Game 1 of the first round on 4/20 at LAC ... **2010:** Posted 13.5 points, 2.7 rebounds and 3.8 assists in 27.7 minutes in 6 games (2 starts) against PHX in the first round ... **2009:** Made his first two playoff appearances and totaled 6 points in 11 minutes.

CAREER TRANSACTIONS ... Selected by the Pacers with the 11th overall pick of the 2008 NBA Draft ... traded by Indiana with Ike Diogu to Portland for Jarrett Jack, Josh McRoberts and Brandon Rush on 7/9/08 ... traded by the Trail Blazers to the Hornets for a 2011 1st round draft pick on 10/23/10 ... traded by New Orleans with Peja Stojakovic to Toronto for David Andersen, Marcus Banks and Jarrett Jack on 11/20/10 ... signed with the Grizzlies as a free agent on 7/13/12 ... as part of a three-team trade, traded by Memphis to Boston on 1/7/14 ... signed with the Bucks as a free agent on 7/31/14.

COLLEGE ... **2007-08:** Led the Wildcats in scoring (19.7 points) and assists (4.0) while averaging 2.7 rebounds on 45.8% shooting (40.7% 3-point shooting) in 35.7 minutes in 30 games ... earned All Pac-10 Second Team and All-Freshman honors, First Team All-District honors by the National Association of Basketball Coaches (NABC) and U.S. Basketball Writers Association (USBWA), named Honorable Mention All-America by The Associated Press, and was a finalist for the Wooden Award ... became the first freshman in school history to lead Arizona in scoring, as well as the first freshman to win team MVP since Sean Elliott (1985-86) ... first player in Arizona history to score 30 points in three consecutive games ... tied the mark for most points by a freshman in a Pac-10 game with a career-high 39 on 2/10/07 vs. Arizona State.

PERSONAL ... Son of Denise Bowman and Brad Bayless ... name is pronounced JAIR-id ... has an older brother, Justin ... named to the 2009 USA Basketball Men's Select Team, though injury prevented him from participating ... tabbed for the 2008 USA Basketball Men's Select Team alongside then-Trail Blazers teammate LaMarcus Aldridge ... as a senior at St. Mary's, was named to the 2007 McDonald's All-American Team, the 2007 Jordan Brand All-American Classic, as well as a Parade and EA Sports All-American ... named Gatorade Arizona State Player of the Year during his junior and senior seasons at St. Mary's ... won the gold medal in the 100 meters at the 9- or 10-year old junior Olympics in Seattle ... hobbies include golf, where he has made two hole-in-ones ... on Twitter as @jerrydbayless.



JARED DUDLEY
#9

POSITION: FORWARD
HEIGHT: 6-7
WEIGHT: 225
BIRTHDATE: 07/10/85
COLLEGE: BOSTON COLLEGE
NBA EXPERIENCE: 8TH SEASON
DRAFTED: 2007
22ND OVERALL - CHARLOTTE

CAREER HIGHLIGHTS

- His 2009-10 3-point field goal percentage of .458 ranked fourth in the NBA
- Has played a complete 82-game season twice in his career
- Scored career-high 36 points on 12/26/12 while a member of the Suns

NBA REGULAR SEASON STATISTICS

Season	G-GS	MIN	FG-A	PCT	3FG-A	PCT	FT-A	PCT	OR-DR-TR	AST	STL	TOBLK	PTS	RPG	APG	PPG	
07-08 CHA	73-14	1384	163-348	.468	9-41	.220	87-118	.737	121-165-286	81	55	50	10	422	3.9	1.1	5.8
08-09 CHA/PHX	68-7	1155	136-285	.477	29-74	.392	71-105	.676	82-123-205	56	57	43	8	372	3.0	0.8	5.5
09-10 PHX	82-1	1991	225-490	.459	120-262	.458	104-138	.754	99-182-281	115	81	68	16	674	3.4	1.4	8.2
10-11 PHX	82-15	2140	300-629	.477	105-253	.415	162-218	.743	111-207-318	108	87	77	20	867	3.9	1.3	10.6
11-12 PHX	65-60	2020	312-643	.485	80-209	.383	119-164	.726	95-206-301	112	49	72	19	823	4.6	1.7	12.7
12-13 PHX	79-50	2170	313-669	.468	106-271	.391	129-162	.796	79-166-245	203	75	101	8	861	3.1	2.6	10.9
13-14 LAC	74-43	1729	196-447	.438	81-225	.360	38-58	.655	36-124-160	104	41	56	10	511	2.2	1.4	6.9
TOTALS	523-190	12589	1645-3511	.469	530-1335	.397	710-963	.737	623-1173-1796	779	445	467	91	4530	3.4	1.5	8.7

NBA POSTSEASON STATISTICS

Season	G-GS	MIN	FG-A	PCT	3FG-A	PCT	FT-A	PCT	OR-DR-TR	AST	STL	TO	BLK	PTS	RPG	APG	PPG
2010 PHX	16-0	377	40-86	.465	25-59	.424	17-28	.607	15-45-60	28	18	9	6	122	3.8	1.8	7.6
2014 LAC	7-0	45	3-11	.273	3-6	.500	0-0	.000	0-6-6	2	1	0	0	9	0.9	0.3	1.3
TOTALS	23-0	422	43-97	.443	28-65	.431	17-28	.607	15-51-66	30	19	9	6	131	2.9	1.3	5.7

NBA CAREER HIGHS

MIN	FGM	FGA	3FGM	FTM	FTA	REBS	ASTS	STLS	BS	PTS
49	11 [2]	17 [2]	7	9 [2]	10 [2]	12	8	5 [2]	3	36
1/26/10	12/26/12	12/26/12	12/23/10	12/26/12	12/23/12	12/23/10	1/8/13	4/11/11	3/8/12	12/26/12
vs. CHA	vs. NYK	vs. NYK	vs. MIA	vs. NYK	vs. LAC	vs. MIA	at MIL	vs. MIN	vs. DAL	vs. NYK

2013-14 SEASON HIGHLIGHTS ... Appeared in 74 games (43 starts) for LAC and averaged 6.9 points, 2.2 rebounds and 1.4 assists in 23.4 minutes per game ... team had record of 17-1 in games he had 10+ points ... third on the team in 3FGM with 81 ... scored 10+ points 15 times and 20+ points three times ... had 18 games of 2+ 3-point field goals made ... accounted for 16 points on 3/31 at MIN to go along with 4 rebounds and 3 assists in 35 minutes ... led the bench in scoring with 12 points on 4/2 at PHX in addition to setting a season-high 6 FTM and also accounted for 3 rebounds, 1 steal and 1 block.

PRO CAREER ... **2012-13:** Averaged 10.9 points, 3.1 rebounds, a career-high 2.6 assists and 27.5 minutes in 79 games (50 starts) ... led the Suns in 3FGM (106) and 3P% (.391) ... averaged double-digit scoring for a third-straight season ... had the best month of his career in December, averaging a career-best 15.5 points in the month (prev. 14.9 ppg, April 2011) while shooting the third-best percentage of any NBA guard in the month (Tony Parker, Dwyane Wade), and the best two-point percentage of any guard ... on 12/26 scored a career-high and Suns season-high 36 points, the most points by a Sun starting at small forward since 2/22/06 (44, Shawn Marion vs. BOS) ... on 12/22 recorded a career-high 10 assists ... recorded 42 double-digit scoring games ... team was 4-2 through his six 20-point efforts, including one 30-point game ... missed three games (one with a right wrist strain and two to a stomach virus).

2011-12: With PHX, averaged 12.7 points, 4.6 rebounds, 1.7 assists and 31.1 minutes per game in 65 games (60 starts) ... shot a career-high 48.5% from the field overall, third-best in the NBA among shooting guards (Wade, Harden) ... Suns second-leading scorer behind Marcin Gortat ... led team in scoring 14 times overall (9-5) ... notched a career-high 11 consecutive double-digit scoring efforts (2/22/12-3/16/12) ... missed one game due to a thigh bruise (2/14 vs. CHA) which broke his career-long streak of consecutive games played at 206, which was the league's fourth-longest active streak at the time.

2010-11: Averaged 10.6 points, 3.9 rebounds, 1.3 assists and 1.1 steals in 82 games (15 starts) for the Suns ... as a starter, had three double-doubles, 12 double-digit scoring efforts, four 20-point games and one 30-point game ... led Phoenix in steals a team-high 31 times ... notched a career-high 41 double-digit scoring efforts.

2009-10: For PHX, averaged 8.2 points, 3.4 rebounds, 1.4 assists and 24.3 minutes in 82 games ... shot a team-leading 45.9% from 3-point range, fourth-best in the NBA ... made a career-high 120 3-pointers, 116 of those as a reserve, third-most off the bench in the NBA behind only Jamal Crawford and J.R. Smith ... made at least one 3-pointer in a career-high 17-straight games ending 12/23 vs. OKC, then followed that up with a 14-game streak ending 4/9 at OKC ... scored in double figures 30 times ... led the Suns with 81 steals ... led or shared the PHX lead in steals on 28 occasions.

2008-09: Split season between CHA and PHX ... averaged 5.4 points, 3.0 rebounds and 1.0 assists in 20 games for CHA (7 starts) ... appeared in 48 games for the Suns and averaged 5.5 points, 3.0 rebounds in 15.2 minutes per game.

2007-08: Averaged 5.8 points, 3.9 rebounds, 1.1 assists and 19.0 minutes in 73 games (14 starts).

PLAYOFF HISTORY ... (23 games, 0 starts) ... **2014:** Appeared in 7 games for the Clippers and averaged 1.3 points, 0.9 rebounds and 0.3 assists ... **2010:** Averaged 7.6 points, 3.8 rebounds, 1.8 assists, 1.1 steals and 23.6 minutes per game in 16 games.

COLLEGE ... Finished his career ranked fifth on Boston College's career scoring list with 2,071 points ... ranks among BC's career leaders in field goals made, free throws made, rebounds and steals ... started every game he played at BC (130) ... one of two BC players all-time to make four consecutive NCAA Tournament appearances (Sean Marshall) ... **2006-07:** Named Atlantic Coast Conference (ACC) Player of the Year after averaging a collegiate career-best 19.0 points and 8.3 rebounds ... unanimous All-ACC First Team selection and a John Wooden Award finalist ... **2005-06:** Started all 36 games, averaging 16.7 points, 6.6 rebounds, 3.2 assists and 1.1 steals ... earned Second Team All-ACC honors ... **2004-05:** Averaged 16.5 points, 7.5 rebounds, 3.2 assists and 1.6 steals ... earned Big East All-Conference honors and shared the league's Most Improved Player Award with University of Connecticut guard Marcus Williams ... **2003-04:** Averaged 11.9 points, 6.6 rebounds, 2.8 assists and 1.3 steals ... was a unanimous selection to the Big East All-Rookie Team, twice earning Big East Rookie of the Week honors.

CAREER TRANSACTIONS ... Selected by Charlotte with the 22nd pick of the 2007 NBA Draft ... traded by the Bobcats with Jason Richardson and a 2010 2nd round draft pick to the Suns for Raja Bell, Boris Diaw and Sean Singletary on 12/10/08 ... as part of a three-team trade, traded by Phoenix to the Los Angeles Clippers on 7/10/13 ... traded along with at 2017 conditional first round pick from the Clippers to the Bucks for Carlos Delfino, Miroslav Raduljica and a 2015 second round draft pick (previously received from the Clippers in the three-team trade from 7/10/13) on 8/26/14.

PERSONAL ... Son of Melinda Schall and Anthony Dudley ... has an older brother, Milan ... born in San Diego ... he and wife Christina have one daughter, Jaylin, and one son, Justus ... earned his bachelor's degree from BC's College of Arts and Sciences ... selected by the San Diego Sports Hall of Champions as one of 10 "Stars of the Year" for 2007-08 ... participated in the USA Basketball Men's Under-21 National Team Trials in Dallas in July 2005 ... averaged 23.2 points and 14.0 rebounds per game as a senior at Horizon High School ... earned All-State honors as a senior ... captured 2002-03 San Diego Section Player of the Year honors from the Union-Tribune newspaper ... garnered 2002-03 State Division IV Player of the Year honors from Cal-Hi Sports magazine ... led the Panthers to back-to-back state Division IV titles (2002 and 2003); registered 16 points and 14 rebounds in the 2003 title game ... on Twitter as @JaredDudley619.



JOHN HENSON #31

POSITION: FORWARD
HEIGHT: 6-11
WEIGHT: 230
BIRTHDATE: 12/28/90
COLLEGE: NORTH CAROLINA
NBA EXPERIENCE: 3RD SEASON
DRAFTED: 2012
14TH OVERALL - MILWAUKEE

CAREER HIGHLIGHTS

- The only Buck in the last 25 years to record multiple games with 6+ blocks (4) before his 23rd birthday
- Became the first Bucks rookie to record multiple blocks in each of his first two appearances since Dan Gadzuric did so at the start of the 2002-03 season
- Had 17 points and career-highs of 25 rebounds and 7 blocks on 4/10/13 at ORL, becoming the first player to hit all three of those numbers since Shaquille O'Neal did so during the 2003-04 season
- His 25 rebounds on 4/10/13 (high by an NBA rookie in 2012-13) and his 18 boards on 11/21/12 stand as the two highest single-game rebounding totals by a Bucks rookie in the last 25 seasons

NBA REGULAR SEASON STATISTICS

Season	G-GS	MIN	FG-A	PCT	3FG-A	PCT	FT-A	PCT	OR-DR-TR	AST	STL	TO	BLK	PTS	RPG	APG	PPG
12-13 MIL	63-9	827	162-336	.482	0-3	.000	56-105	.533	116-181-297	31	19	47	42	380	4.7	0.5	6.0
13-14 MIL	70-23	1856	344-639	.538	0-1	.000	91-177	.514	171-326-497	113	41	114	116	779	7.1	1.6	11.1
TOTALS	133-32	2683	506-975	.519	0-4	.000	147-282	.521	287-507-794	144	60	161	158	1159	6.0	1.1	8.7

NBA POSTSEASON STATISTICS

Season	G-GS	MIN	FG-A	PCT	3FG-A	PCT	FT-A	PCT	OR-DR-TR	AST	STL	TO	BLK	PTS	RPG	APG	PPG
2013 MIL	4-0	33	3-11	.273	0-1	.000	0-0	---	0-8-8	1	2	2	0	6	2.0	0.3	1.5
TOTALS	4-0	33	3-11	.273	0-1	.000	0-0	---	0-8-8	1	2	2	0	6	2.0	0.3	1.5

NBA CAREER HIGHS

MIN	FGM	FGA	3FGM	FTM	FTA	REBS	ASTS	STLS	BS	PTS
51	11 (2)	19	---	6 (2)	10	25	6	3 (4)	7	28
12/18/13	12/10/13	4/17/13	---	12/18/13	12/18/13	4/10/13	4/5/14	4/16/14	4/10/13	4/17/13
vs. NYK	at CHI	at OKC	---	vs. NYK	vs. NYK	at ORL	vs. TOR	vs. ATL	at ORL	at OKC

2013-14 SEASON HIGHLIGHTS ... Averaged 11.1 points, 7.1 rebounds, 1.6 assists and 1.7 blocks in 70 appearances during his sophomore season ... ranked among the league leaders in BPG (9th) and FG% (.538, 13th) ... led the Bucks in blocks a team-high 40 times and paced the team in rebounding on 22 occasions ... also led the Bucks with 13 games with 10+ rebounds and 11 double-doubles ... posted streaks of 21 and 15 consecutive games with at least one blocked shot, joining Serge Ibaka and DeAndre Jordan as the only players in the league with multiple streaks of 15+ games during the season ... also recorded a streak of 17 straight road games with a block from 11/13-2/5, which was the longest such streak in the NBA ... scored 10+ points in six consecutive games from 11/30-12/10, the longest streak of his career, and tallied 10+ in 45 of his 70 games overall ... blocked a season-high 6 shots at CHA on 11/29, at CHI on 12/10 and at CHA on 12/23 – the 2nd, 3rd and 4th times he recorded 6+ rejections in his career [also 7 blocks @ ORL on 4/10/13]; is the only Buck in the last 25 years to post multiple six-block games before his 23rd birthday ... scored 19 points (8-for-10, .800) and grabbed a season-high 17 rebounds on 12/6 at WAS ... scored a season-high 25 points on 12/10 at CHI to go along with 14 rebounds and 6 blocks ... played a career-high 51 minutes on 12/18 vs. NYK and had a double-double of 20 points and 14 rebounds.


PRO CAREER ... **2012-13:** Finished his rookie season with averages of 6.0 points, 4.7 rebounds and 0.7 blocks in 63 appearances (nine starts) ... led the Bucks in scoring three times, in rebounding eight times and in blocks nine times ... made his NBA debut 11/7 vs. MEM and finished with 3 points, 3 rebounds and 2 blocks ... posted 2 more swats in his second outing on 11/14 vs. IND, becoming the first Bucks rookie to record multiple blocks in each of his first two games since Dan Gadzuric did so at the start of the 2002-03 season ... recorded first career double-double on 11/21 at MIA with 17 points and a team-high 18 rebounds ... scored 20 points on 10-for-11 shooting vs. SAS on 1/2 ... his 90.9 FG% on was the highest by a Bucks rookie since the 1986-87 season (min. 10 FGM) ... erupted for 17 points and career-highs of 25 rebounds and 7 blocks on 4/10 at ORL ... his 25 rebounds were the high game by a rookie for the season, and his overall 17/25/7 stat line was the first to hit all three of those numbers since Shaquille O'Neal did so during the 2003-04 season ... scored a career-high 28 points in the season finale at OKC on 4/17 ... finished the season as the only rookie to record multiple games with 18+ rebounds ... his 25 rebounds on 4/10 and his 18 boards on 11/21 stand as the two highest single-game rebounding totals by a Bucks rookie in the last 25 seasons ... received 17 DNP-CDs on the year and was designated as Inactive twice.

PLAYOFF HISTORY ... (4 games, 0 starts) ... **2013:** Saw time in all four of Milwaukee's postseason games and averaged 1.5 points and 2.0 rebounds in 8.3 minutes per game.

COLLEGE ... Two-time ACC Defensive Player of the Year (2011, 2012) ... First-Team All-ACC as a junior after leading the conference in shot-blocking and rebounding ... UNC's all-time leader in blocks per game (2.56 – 12th in ACC history) and second in total swats (279 – 11th in ACC) behind Brendan Haywood ... had a career-high nine blocks on the aircraft carrier against Michigan State, tying the second-most ever by a Tar Heel ... became the 67th Tar Heel to score 1,000 points and the 18th to grab 800 rebounds ... finished his career ranked 11th in UNC history with 885 rebounds ... tied for eighth in UNC history in point/rebound double-doubles ... **2011-12:** Averaged 13.7 points, 9.9 rebounds and 2.9 blocks (12th in the nation) in 29.1 minutes per game ... joined Jackie Manuel (2004, 2005) as the only Tar Heel to repeat on league's all-defensive team ... joined Duke's Shelden Williams (2005, 2006) as the only repeat winners of the ACC Defensive Player of the Year Award ... a CBSSports.com Third Team All-American and Second-Team NABC All-District selection ... **2010-11:** Averaged 11.7 points and an ACC-leading 3.2 blocks (7th in the nation) ... ranked second in the conference in rebounding (10.1 rpg) ... named the top defensive player in the country by FoxSports.com and Yahoo! Sports ... chosen as the ACC Defensive Player of the Year ... a USBWA All-District selection ... shot 50.6% from the floor in ACC games, fourth-best in the league ... pulled down a career-high 18 boards vs. Duke in the ACC final on 3/13 ... posted 18 double-doubles (ranking 11th nationally), including nine straight from 2/27-3/25, the longest streak by a Tar Heel since Billy Cunningham had 10 in a row in 1965 ... averaged 14.0 points, 10.5 rebounds and 3.8 blocks in the four NCAA Tournament games ... **2009-10:** Averaged 5.7 points, 4.4 rebounds and 1.6 blocks in 15.8 minutes per game ... blocked 35 shots in the last 15 games.

CAREER TRANSACTIONS ... Selected by the Bucks with the 14th overall pick in the 2012 NBA Draft ... signed his first NBA contract with Milwaukee on 7/10/12.

PERSONAL ... Born John Allen Henson on 12/28/90, in Greensboro, N.C. ... son of Matt and Annette Henson ... 2009 McDonald's All American ... has lived in seven different states already in his life ... his father played basketball at Norfolk State ... grew six inches over his sophomore and junior year of high school ... entered UNC at just 185 pounds ... is an avid fisherman in his spare time ... for a Bucks Summer Experience in 2013, he went on a fishing trip with two Bucks fans on Lake Michigan ... a big football fan, Henson visited Lambeau Field as part of a Bucks event in 2012 ... his sister, Amber Henson, plays for Duke's women's basketball team ... his biggest superstition is to "knock on wood" ... on Twitter as @John_Henson_.



ERSAN ILYASOVA

#7

POSITION: FORWARD
HEIGHT: 6-10
WEIGHT: 235
BIRTHDATE: 05/15/87
FROM: TURKEY
NBA EXPERIENCE: 7TH SEASON
DRAFTED: 2005
36TH OVERALL - MILWAUKEE

CAREER HIGHLIGHTS

- Ranked among the NBA's top-5 in 3-point shooting in both 2011-12 (45.5%, 2nd) and 2012-13 (44.4%, 4th)
- Became just the third player in Bucks history (along with Kareem Abdul-Jabbar and Swen Nater) to record a 25/25 game when he erupted for 29 points and a career-high 25 rebounds on 2/19/12 at NJN
- Awarded NBA Player of the Week honor for games played 3/5 through 3/11/12 after averaging 25.0 points and 10.8 rebounds in four games while shooting 63.8% from the field, 66.7% from behind the arc and 90.0% from the free-throw line

NBA REGULAR SEASON STATISTICS

Season	G-GS	MIN	FG-A	PCT	3FG-A	PCT	FT-A	PCT	OR-DR-TR	AST	STL	TO	BLK	PTS	RPG	APG	PPG
06-07 MIL	66-14	973	139-363	.383	54-148	.365	70-89	.787	58-131-189	49	27	51	17	402	2.9	0.7	6.1
09-10 MIL	81-31	1898	323-729	.443	81-241	.336	113-158	.715	157-360-517	84	53	71	23	840	6.4	1.0	10.4
10-11 MIL	60-34	1505	221-507	.436	36-121	.298	93-104	.894	105-260-365	56	51	63	24	571	6.1	0.9	9.5
11-12 MIL	60-41	1655	294-597	.492	51-112	.455	143-183	.781	196-333-529	71	42	76	44	782	8.8	1.2	13.0
12-13 MIL	73-54	2012	371-803	.462	95-214	.444	125-157	.796	154-366-520	117	68	75	36	962	7.1	1.6	13.2
13-14 MIL	55-47	1478	237-579	.409	37-131	.282	107-130	.823	107-235-342	72	46	61	8	618	6.2	1.3	11.2
TOTALS	395-221	9521	1585-3578	.443	354-967	.366	651-821	.793	777-1685-2462	449	287	397	152	4175	6.2	1.1	10.6

D-LEAGUE REGULAR SEASON STATISTICS

Season	G-GS	MIN	FG-A	PCT	3FG-A	PCT	FT-A	PCT	OR-DR-TR	AST	STL	TO	BLK	PTS	RPG	APG	PPG
05-06 TUL	46-19	1297	218-536	.407	68-196	.347	70-99	.707	60-264-324	46	33	90	38	574	7.0	1.0	12.5
TOTALS	46-19	1297	218-536	.407	68-196	.347	70-99	.707	60-264-324	46	33	90	38	574	7.0	1.0	12.5

NBA POSTSEASON STATISTICS

Season	G-GS	MIN	FG-A	PCT	3FG-A	PCT	FT-A	PCT	OR-DR-TR	AST	STL	TO	BLK	PTS	RPG	APG	PPG
2010 MIL	7-0	156	24-50	.480	5-14	.357	15-18	.833	21-32-53	3	5	10	1	68	7.6	0.4	9.7
2013 MIL	4-4	117	20-46	.435	4-10	.400	2-2	1.00	10-19-29	7	5	6	1	46	7.3	1.8	11.5
TOTALS	11-4	274	44-96	.458	9-24	.375	17-20	.850	31-51-82	10	10	16	2	114	7.5	0.9	10.4

NBA CAREER HIGHS

MIN	FGM	FGA	3FGM	FTM	FTA	REBS	ASTS	STLS	BS	PTS
49	14	23	6	10	12	25	6 (3)	4 (5)	2 (33)	32
12/18/13	3/7/12	2/19/12	4/12/13	1/29/14	3/31/12	2/19/12	11/22/13	3/28/13	4/3/13	3/7/12
vs. NYK	vs. CHI	at NJN	at ATL	vs. PHX	vs. MEM	at NJN	at PHI	vs. LAL	vs. MIN	vs. CHI

2013-14 SEASON HIGHLIGHTS ... Averaged 11.2 points, 6.2 rebounds and 1.3 assists in 55 appearances during an injury-plagued season ... suffered a sprained right ankle in Milwaukee's opening preseason game and missed the remainder of the exhibition season along with 15 regular season contests due to lingering ankle issues ... also missed one game with a hamstring injury and one game due to an NBA suspension ... scored in double figures 31 times, including seven games with 20+ and one game with 30+ (a season-high 31 on 3/3 vs. UTA) ... shot 13-of-14 (92.3) from the field in that game, establishing a new career high for FG% in a game with 10+ FGAs ... had 11 games with double figure rebounds including eight double-doubles ... hit a career-best 10 free throws (in 10 attempts) on 1/29 vs. PHX ... surpassed the 4,000-point plateau for his career with his 20-point effort at PHI on 2/24.

PRO CAREER ... 2012-13: Averaged a career-best 13.2 points along with 7.1 rebounds and 1.6 assists in 27.6 minutes per game ... shot 44.4% from three to rank fourth in the league, his second straight season among the league's top-5 3-point shooters ... averaged 15.7 points and 8.2 rebounds per game while shooting 46.8% from three from 1/1 through the end of the season ... scored in double figures 44 times, including 17 games with 20+ points and one 30-point outing ... recorded 20 games with 10+ rebounds and 18 double-doubles ... missed eight games due to injury and received one DNP-CD ... scored a season-high 30 points at CLE on 1/25 ... connected on a career-best 6 3-pointers at ATL on 4/12 ... hit at least two 3-pointers in eight consecutive games from 1/19-2/2, the longest such streak of his career and the longest for the Bucks since Charlie Bell had an eight-game run during the 2005-06 season ... had back-to-back 27-point/14-rebound performances at POR on 1/19 and vs. PHI on 1/22 ... finished the season ranked among the Bucks' all-time leaders in 3-pointers made (8th), attempted (8th) and career 3-point percentage (10th).

2011-12: Appeared in 60 games (41 starts) and averaged career-highs in rebounds per game (8.8, 18th in NBA) and 3PM (.455, second in NBA; fifth-highest single-season mark in Bucks franchise history, and the highest since the 2003-04 season) ... first player to average 12+ points and 8+ rebounds in fewer than 28 mpg since Arvydas Sabonis in 1995-96 ... had a team-high 20 double-doubles ... led the Bucks in rebounding 31 times and in blocks on 16 occasions ... grabbed at least one offensive rebound in each of the season's final 51 games, the longest streak of his career and the second-longest in the NBA in 2011-12 ... had 29 points and a career-high 25 rebounds on 2/19 at NJN, becoming just the third player in Bucks franchise history (along with Kareem Abdul-Jabbar and Swen Nater) to record a 25/25 game ... his 13 offensive rebounds on 2/19 were the most by a Bucks player in over 25 years and just two shy of Nater's franchise record ... scored the game-winning basket on a tip-in with 2.2 seconds remaining in the Bucks win over WAS on 2/28 ... named Eastern Conference Player of the Week for games played from 3/5-11 after averaging 25.0 points and 10.8 rebounds while shooting 63.8% from the field and 66.7% from three during a 3-1 week ... included in the week was a career-high 32-point effort vs. Chicago on 3/7 ... missed five games with four separate injuries throughout the season.

2010-11: Saw action in 60 games (34 starts) and averaged 9.5 points and 6.1 rebounds in 25.1 minutes per game ... shot 43.6% from the field and a career-high 89.4% from the free throw line ... tied his career-high with 6 assists against CHA on 11/27 and tied his career-high 4 steals on two occasions ... led the team in scoring twice, rebounding 11 times and steals 14 times ... missed 21 games from 2/26 through 4/6 while sidelined with a concussion ... missed one game on 2/16 with a right eye contusion.

2009-10: Appeared in 81 games (31 starts) with the Bucks and averaged 10.4 points, 6.4 rebounds and 1.0 assists per game while shooting 44.3% from the field ... ranked third on the team with 81 3-pointers (81-241) ... led the team in scoring six times and rebounds 15 times ... scored in double-digits 38 times, including six games over 20 points ... produced 19 points and grabbed 10 rebounds while handing out a career-high 6 assists against WAS on 3/3 ... missed the game on 3/26 due to the flu.

2006-07: Appeared in 66 games (14 starts) for the Bucks ... averaged 6.1 points and 2.9 rebounds on the season in 14.7 minutes per game ... became the youngest player to appear in a game for the Bucks when he took the court on 11/1 in DET (19 years, 170 days) ... also became the youngest Buck to start a game on 11/18 vs IND (19 years, 187 days) ... scored his first NBA points on 11/4 vs. SAC (4 points on a 4-4 night from the charity stripe) ... scored his first career NBA field goal the next night on 11/6 in CHI (4 points on 2-3 FG) ... scored 22 points on 1/17 vs. CHI along with 9 rebounds ... had 16 DNP-CDs.

2005-06: Assigned to Tulsa of the NBA Development League on 11/13 ... appeared in 46 games (19 starts) for the 66ers ... averaged 12.5 points, a team-high 7.0 rebounds and 1.0 assist in 28.2 minutes per game ... led the team and finished seventh in the D-League in rebounds ... blocked a league-high 9 shots vs Fort Worth on 3/3 ... scored a season-high 28 points at Roanoke on 4/1.

PLAYOFF HISTORY ... (11 games, 4 starts) ... 2013: Averaged 11.5 points and 7.3 rebounds in four games (four starts) ... set postseason career highs in points (21 at MIA 4/23, off of 9 FGM, also a playoff career high), assists and steals (4 and 3, respectively vs. MIA on 4/25) ... 2010: Averaged 9.7 points and 7.6 rebounds while shooting 48.0% from the field in 22.4 minutes ... had a double-double with 13 points and 15 rebounds in Game 2 at ATL on 4/20 ... recorded a second double-double with 13 points and 11 rebounds in Game 7 at ATL on 5/2.

INTERNATIONAL CAREER ... Played for the host country, Turkey, at the 2010 FIBA World Championships ... grew up playing for Ulker Spor Kulubu Istanbul (Turkey) youth team ... was a member of the Turkish Cadets National Team and the Turkish Junior National Team ... 2011 Offseason: Appeared in eight games for Anadolu Efes in the Turkish Basketball League, averaging 13.4 points, 6.8 rebounds and 1.4 steals per contest while shooting 43.5 percent from behind the arc ... also appeared in eight Euroleague games with Anadolu Efes, averaging 9.5 points, 5.5 rebounds, 1.5 steals and 1.5 blocks ... 2008-09: Appeared in 31 games with Regal FC Barcelona of the Spanish League and averaged 10.5 points on 52.3% FG shooting and 45.6% on 3FG ... contributed 7.6 rebounds and 1.1 steals with Barcelona while logging in for 22.3 mpg ... played in 22 games with Regal FC Barcelona in Euroleague play ... averaged 10.5 points and 7.0 rebounds in Euroleague competition ... shot 48.6% from the field and 40.3% from 3-point range in Euroleague ... 2007-08: Appeared in 33 games with Regal FC Barcelona of the Spanish League and averaged 6.2 points, 2.9 rebounds and shot 44.4 percent on 2FG and 38.7 percent on 3FG ... played 22 Euroleague games and averaged 6.1 points and 4.7 rebounds in 18.0 minutes per game ... 2004-05: Averaged 3.9 points and 3.5 rebounds in 12.4 minutes per game for Ulker in the Turkish League and 1.6 points in six games for Ulker in the Euroleague ... 2003-04: Played for Yesiluyurt Istanbul in the Turkish second division ... 2004 European Championship for Junior Men (U18): Averaged 17.4 points, 9.0 rebounds and 1.0 steal in 25.8 minutes over five games ... shot 14-32 (.438) from 3-point range ... 2003 European Championship for Cadets (U16): Team won the Silver medal ... averaged 20.5 points, 10.0 rebounds and 3.3 steals in 26.0 minutes over four contests in the Challenge Round.

CAREER TRANSACTIONS ... Selected by the Milwaukee Bucks with the 36th overall pick in the 2005 NBA Draft ... signed with the Bucks on 8/23/05 ... assigned to Tulsa of the NBA Development League on 11/13/05 ... signed with the Bucks on 7/23/09 ... re-signed with Milwaukee on 7/12/12.

PERSONAL ... Born in Turkey ... began playing professional basketball at the age of 15 ... has one sister ... speaks multiple languages fluently ... his favorite type of food is Italian and steak ... loves to eat his grandpa's old, Turkish cooking ... his favorite sport other than basketball is baseball, and he also loves swimming ... when he was in his early teens, he participated in track, running the 400 meters and other short distances ... claims to be a "master" of PlayStation 2 ... loves classical music ... his favorite music performer is Sarah Brightman ... lists "Lord of the Rings: The Return of the King" as his favorite movie.



DAMIEN INGLIS
#17

POSITION: FORWARD
HEIGHT: 6-8
WEIGHT: 225
BIRTHDATE: 05/20/95
FROM: FRENCH GUIANA
NBA EXPERIENCE: 1ST SEASON
DRAFTED: 2014
31ST OVERALL - MILWAUKEE

CAREER HIGHLIGHTS

- Competed in the 2014 Nike Hoop Summit on the World Team
- Participated in FIBA play for France in the 2013 U18 Euros, 2012 U17 Worlds, and 2011 and 2010 U16 Euros
- From 2010-13, attended and played basketball for elite French sports academy, INSEP

INTERNATIONAL STATISTICS

Season	G	MIN	FG-A	PCT	3FG-A	PCT	FT-A	PCT	OR-DR-TR	AST	STL	TO	BLK	PTS	RPG	APG	PPG
13-14 Fr. LNB	27	412	45-91	.495	12-31	.387	21-29	.724	18-78-96	27	16	32	4	123	3.6	1.0	4.6
TOTALS	27	412	45-91	.495	12-31	.387	21-29	.724	18-78-96	27	16	32	4	123	3.6	1.0	4.6

INTERNATIONAL CAREER HIGHS

MIN	FGM	FGA	3FGM	FTM	FTA	REBS	ASTS	STLS	BS	PTS
27	4	5 (3)	2 (2)	4 (2)	4 (2)	11	3	3	1 (4)	14
12/22/13	1/11/14	1/11/14	2/1/14	11/2/13	11/2/13	4/19/14	12/14/13	12/22/13	3/15/14	11/2/13
Nanterre	Le Mans	Le Mans	Chalon	Dijon	Dijon	Strasbourg	Orleans	Nanterre	Nancy	Dijon

INTERNATIONAL CAREER ... **2013-14:** Averaged 4.6 points, 3.6 rebounds and 1.0 assist in 27 games with Roanne in France's top league, Pro A ... scored season high 14 points vs. Dijon on 11/2 ... grabbed a career-high 11 rebounds vs. Strasbourg on 4/19 ... finished with double-figure scoring five times, including three in row from 12/22 to 1/11.

CAREER TRANSACTIONS ... Selected by the Milwaukee Bucks with the 31st overall pick in the 2014 NBA Draft on 6/26/14 ... signed his first NBA contract with Milwaukee on 8/26/14.

PERSONAL ... Originally from Cayenne in French Guiana ... son of Robert and Marie and has two sisters, Davina and Yasmina ... moved to France at the age of 14 to attend and play basketball for the elite academy INSEP ... enjoys listening to French rap ... favorite TV shows include "Hawaii 5-0" and "Scandal" ... would like to travel to Brazil ... enjoys cooking ... on Twitter as @DamienINGLIS.

GENERAL
INFO

FRONT
OFFICE

PLAYERS

2013-14
SEASON


STATS &
RECORDS

HISTORY

NBA

OPPONENTS

MEDIA



BRANDON KNIGHT
#11

POSITION: GUARD
HEIGHT: 6-3
WEIGHT: 189
BIRTHDATE: 12/02/91
COLLEGE: KENTUCKY
NBA EXPERIENCE: 4TH SEASON
DRAFTED: 2011
8TH OVERALL - DETROIT

CAREER HIGHLIGHTS

- Posted career-high games in scoring (37), rebounding (14), assists (14), steals (4), field goals made (15), 3-pointers made (6) and free throws made (12) during the 2013-14 season
- His 1,291 points in 2013-14 represent the 10th-highest total in franchise history for a player during his first season in Milwaukee
- Participated in BBVA Rising Stars Challenge at 2012 and 2013 NBA All-Star Weekends
- Named to the All-Rookie First Team in 2011-12
- Became the first NBA rookie since Steve Francis (11/29/99) to record 20+ points, 10+ assists and no turnovers when he scored 23 points and dished out 10 assists vs. SAC on 2/17/12

NBA REGULAR SEASON STATISTICS

Season	G-GS	MIN	FG-A	PCT	3FG-A	PCT	FT-A	PCT	OR-DR-TR	AST	STL	TO	BLK	PTS	RPG	APG	PPG
11-12 DET	66-60	2129	319-769	.415	105-276	.380	104-137	.759	33-178-211	251	49	171	10	847	3.2	3.8	12.8
12-13 DET	75-75	2365	357-878	.407	120-327	.367	165-225	.733	54-193-247	303	58	205	8	999	3.3	4.0	13.3
13-14 MIL	72-69	2400	461-1092	.422	110-338	.325	259-323	.802	46-209-255	352	69	188	17	1291	3.5	4.9	17.9
TOTALS	213-204	6894	1137-2739	.415	335-941	.356	528-685	.771	133-580-713	906	176	564	35	3137	3.3	4.3	14.7

NBA CAREER HIGHS

MIN	FGM	FGA	3FGM	FTM	FTA	REBS	ASTS	STLS	BS	PTS
50	15	25 (2)	6	12	14	14	14	4	2 (2)	37
12/18/13 vs. NYK	12/31/13 at LAL	12/31/13 at LAL	12/8/13 vs. NYK	2/18/14 vs. ORL	3/31/14 at DET	12/20/13 at CLE	12/23/13 at CHA	12/31/13 at LAL	3/23/14 at SAC	12/31/13 at LAL

2013-14 HIGHLIGHTS ... Led the Bucks in total points, assists and steals during his first season in Milwaukee, becoming just the second Buck ever to accomplish the feat (Brandon Jennings) ... appeared in 72 games and averaged 17.9 points, 3.5 rebounds, 4.9 assists and 1.0 steals per contest ... led the team with 60 games scoring in double figures, 33 games with 20+ points and five games with 30+ points, all of which were career highs ... scored 10+ points in a career-long 24 straight games from 1/29-3/20 ... included in that streak were consecutive games with 25+ points vs. MEM on 1/15 and at HOU on 1/18, which was also a career first ... scored 36 points (13-of-25 FG, 6-of-12 3FG) in a career-high 50 minutes vs. NYK on 12/18; the 6 3PM is a career high, and his 22 first-half points were the most by a Buck in any half this season ... grabbed a career-high 14 rebounds en route to a double-double (17 points) at CLE on 12/20, and handed out a career-high 14 assists to go with 26 points two games later at CHA on 12/23 ... set career high in scoring with 37 points (15-of-25, .600) and had career-high 4 steals on 12/31 at LAL ... went a perfect 12-for-12 from the free throw line on 2/18 vs. ORL, setting a career high for free throw makes ... missed four games (11/1-6 and 11/22) due to a hamstring injury suffered on Opening Night.

PRO CAREER ... **2012-13:** Appeared in 75 games (all starts) and averaged career highs in points (13.3), rebounds (3.3) and assists (4.0) in 31.5 minutes per game ... led the team in scoring 27 times and in assists 21 times ... scored 10+ points 49 times and led the team in 20-point games (20) and 30-point games (three) ... recorded three points/assists double-doubles ... scored then-career-high 32 points at WAS on 2/27 and grabbed season-high 7 rebounds three times ... dished out then-career-high 12 assists vs. ORL on 11/16 and played a then-career-high 47 minutes at BKN on 12/14 ... became the first Pistons draft pick to record 200 3-pointers in his first two seasons (225) and the first Pistons draft pick to make 100+ 3-pointers in each of his first two seasons ... recorded his 500th career assist at SAS on 3/3 and his 100th career steal at TOR on 4/1 ... averaged 16.0 points in Pistons wins and 11.6 in losses ... enjoyed his best offensive month of the season in December when he averaged 15.0 points ... selected as a member of Team Chuck (Charles Barkley) at the BBVA Rising Stars Challenge at NBA All-Star 2013 in Houston and tallied 10 points, 4 rebounds and 6 assists ... missed three games with a hyperextended right knee and four games with a left ankle sprain.

2011-12: Appeared in all 66 games (60 starts) and averaged 12.8 points, 3.2 rebounds, 3.8 assists and 0.7 steals in 32.3 minutes per game ... among NBA league leaders, ranked T21 in 3FGM (105) ... among NBA rookie leaders, ranked second in scoring (12.8 ppg), fourth in assists (3.8 apg), tied for seventh in steals per game (0.7), sixth in field goal percentage (.415), third in 3-point field goal percentage (.380), sixth in free-throw percentage (.759) and first in minutes per game (32.3) ... was the only Piston to have 10 or more assists in a game ... recorded three double-doubles (one points/rebound and two points/assists) ... scored then-career-high 28 points vs. CLE on 4/17 ... blocked a career-high 2 shots at CHI on 3/30 ... became the first NBA rookie since Steve Francis (11/29/99) to record 20-plus points, 10-plus assists and no turnovers when he scored 23 points and dished out 10 assists vs. SAC on 2/17 ... led the Pistons in 3-pointers made (105) – the most made by a rookie in Pistons history and the second most by any rookie in 2011-12 behind Klay Thompson of the Golden State Warriors ... scored 23 points in his second game as a pro vs. CLE on 12/28 – the most by a Piston rookie in one of his first two games since Grant Hill in 1994 ... his 847 points were the second-most by a Pistons rookie since the 1985-86 season ... his 12.8 ppg was the fourth highest average by a Pistons rookie since the 1980-81 season ... his 11 games with 20-plus points were the second-most by a Pistons rookie since the 1993-94 season ... was selected as a member of Team Shaq of the BBVA Rising Stars Challenge at NBA All-Star 2012 in Orlando and tallied 22 points, 2 rebounds, 7 assists and 1 steal ... finished eighth in the 2012 NBA Rookie-of-the-Year balloting ... enjoyed his best offensive month in April when he averaged 13.6 points (.465 FG, .431 3FG, .815 FT), 3.0 rebounds and 4.1 assists in 30.3 minutes per game.

COLLEGE ... Named NCAA East Region All-Tournament Most Outstanding Player as Kentucky reached the Final Four for the first time since 1998 ... selected second team All-SEC after setting Kentucky freshman records in scoring (657 points) and 3-point field goals made (87) ... was an All-SEC Freshman Team selection and a fifth team All-America selection by FoxSports.com ... named first team All-SEC by the coaches and second team All-SEC by the media ... **2010-11:** Averaged 17.3 points, 4.0 rebounds, 4.2 assists and 35.9 minutes in 38 games ... had more 20-point games (14) than any Wildcat freshman in school history ... connected on 3+ 3-point field goals in 16-of-38 games ... in NCAA Tournament play, scored 17 points, grabbed 8 rebounds and dished out 5 assists vs. Connecticut in the championship semifinal ... led the club with 22 points, 7 rebounds and 4 assists in a victory over North Carolina in the Elite Eight ... hit his second game-winning shot of the NCAA Tournament with a jumper vs. Ohio State at the 5.4-second mark in the Sweet 16 – a 62-60 Wildcats win ... scored a career-high 30 points vs. West Virginia in the third round.

CAREER TRANSACTIONS ... Selected by the Detroit Pistons with the 8th overall pick of the 2011 NBA Draft ... traded by the Pistons to the Bucks along with Khris Middleton and Viacheslav Kravtsov in exchange for Brandon Jennings on 7/31/13.

PERSONAL ... Son of Efrem and Tonya Knight ... hosted two free basketball camps for Milwaukee youth during the 2014 offseason ... chose Kentucky over Connecticut, Florida, Kansas, Miami and Syracuse ... led Pine Crest High School to four state title games, winning championships in 2008 and 2009 ... was a McDonald's All-American, Jordan Brand All-American and member of the U.S. Junior National Select team at the high school level ... was selected as the 2009-10 Gatorade High School Athlete of the Year as a senior and the 2008-09 Gatorade National Boys Basketball High School Player of the Year as a junior ... ranks second on Florida high school basketball scoring charts with 3,515 career points ... held a 4.3 GPA in high school ... on Twitter as @BrandonKnight07.



KENDALL MARSHALL
#5

POSITION: GUARD
HEIGHT: 6-4
WEIGHT: 200
BIRTHDATE: 08/19/91
COLLEGE: NORTH CAROLINA
NBA EXPERIENCE: 3RD SEASON
DRAFTED: 2012
13TH OVERALL - PHOENIX

CAREER HIGHLIGHTS

- Ranked 5th in the league in assist-to-turnover ratio in 2013-14 (3.18-to-1)
- Also ranked 10th in the NBA for total assists in 2013-14 with 477
- Had the most assists in his first two starts as a Laker (32) since at least 1970-71 when starts were recorded, per Elias Sports Bureau
- Received the Bob Cousy Award as the nation's top collegiate point guard following his sophomore season at North Carolina
- Named a 2010 McDonald's All-American

NBA REGULAR SEASON STATISTICS

Season	G-GS	MIN	FG-A	PCT	3FG-A	PCT	FT-A	PCT	OR-DR-TR	AST	STL	TO	BLK	PTS	RPG	APG	PPG
12-13 PHX	48-3	702	56-151	.371	23-73	.315	8-14	.571	4-38-42	143	22	57	4	143	0.9	3.0	3.0
13-14 LAL	54-45	1564	170-419	.406	71-178	.399	19-36	.528	15-140-155	477	48	150	4	430	2.9	8.8	8.0
TOTALS	102-48	2266	226-570	.396	94-251	.375	27-50	.540	19-178-197	620	70	207	8	573	1.9	6.1	5.6

NBA CAREER HIGHS

MIN	FGM	FGA	3FGM	FTM	FTA	REBS	ASTS	STLS	BS	PTS
44 (2)	8	16	5	3	5 (2)	7 (2)	17 (2)	3 (3)	1 (8)	20 (2)
2/13/14	1/3/14	1/15/14	1/24/14	3/27/13	4/16/14	4/2/14	2/13/14	3/30/14	4/4/14	2/19/14
vs. OKC	vs. UTA	at PHO	at ORL	at UTA	at LAC	at SAC	vs. OKC	vs. PHO	vs. DAL	vs. HOU

2013-14 HIGHLIGHTS ... Appeared in 54 games (45 starts) and averaged 8.0 ppg, 2.9 rpg and 8.8 apg in 29.0 mpg ... posted 20 games with 10+ points, 25 games with 10+ assists and recorded 15 double-doubles ... finished T-7th in the NBA with 15 point/assist double-doubles ... led or tied for the team lead in assists in 40 of his 54 games as a Laker ... ranked 2nd in the NBA behind Chris Paul with nine games of 14+ assists ... posted a career high with 17 assists twice (2/13 vs. OKC and 1/5 vs. DEN) ... one of only three players in the NBA to have five straight point/assist double-doubles during the season (1/10-1/19) ... on 2/19 vs. HOU, scored 20 points with 16 assists, the first 20/16 game by a Laker since Nick Van Exel did so on 1/31/95 ... had the most assists in his first two starts as a Laker (32) since at least 1970-71 when starts were recorded (per Elias Sports Bureau); Gary Payton (18) had the previous record, set in 2003 ... scored a career-high 20 points on 1/3 vs. UTA, and with his 15 assists, became the first Laker in over a decade to have a 20-point/15-assist game (Kobe Bryant on 2/12/02 vs. WAS) ... per Elias, Marshall became only the second Laker since starts were recorded to have a double-double in his team debut as a starter (Ramon Sessions on 3/23/12 vs. POR) ... set a career-high in rebounds (7) on 2/13 vs. OKC ... made a career-high 5 3-pointers on 1/24 at ORL, surpassing his previous high mark of 4 set on 1/17 vs. BOS ... prior to signing with the Lakers, appeared seven games with the Delaware 87ers in the NBA Development League and averaged 19.4 ppg, 4.7 rpg and 9.6 apg ... dished out 10+ assists in five of his seven D-League contests ... recorded two games 20+ points and one with 30+.

PRO CAREER ... **2012-13:** Appeared in 48 games (3 starts) for PHX and averaged 3.0 ppg, 0.9 rpg, 3.0 apg and 0.5 spg in 14.6 mpg ... had three games with 10+ assists ... scored 10+ points three times ... made NBA debut on 11/4 ... in three games as a starter, averaged 6.0 ppg and 12.3 apg ... made his first career start on 3/27 at UTA and recorded his first career double-digit assist effort (13 assists) ... averaged 6.0 assists in games in which he played at least 20.0 minutes ... on 2/5 at MEM, tallied 11 points, marking his first double-digit scoring output ... assigned to the Bakersfield Jam of the NBA Development League on 11/29 and recalled on 12/21 ... averaged 9.6 ppg, 3.0 rpg and 7.6 apg in nine games with the Jam ... had two double-digit assist games and one double-double for the Jam.

COLLEGE ... Bob Cousy Award winner in 2012 as the nation's top point guard ... in 73 career games, averaged 7.2 ppg, 8.0 apg, 2.3 rpg and 1.1 spg ... led the ACC in assists in both collegiate seasons ... finished career with the Tar Heels with 581 assists in 73 games (7.96 apg), setting the mark for highest average in school history ... recorded 23 games with 10+ assists ... his career 3.01 assist-to-turnover ratio is the best in UNC history (min. 300 assists) ... **2011-12:** Averaged 8.1 ppg, 9.8 apg and 1.2 spg in 36 games ... handed out an ACC-record 351 assists as a sophomore, which is also the fourth-most in NCAA history ... **2010-11:** Played in 37 games, averaging 6.2 ppg, 6.2 apg and 1.1 spg in 24.6 mpg ... his 6.2 apg as a freshman made him just the second first-year Tar Heel in school history to lead the ACC in assists.

CAREER TRANSACTIONS ... Selected by the Suns with the 13th overall pick in the 2012 NBA Draft ... traded to the Washington Wizards along with Shannon Brown, Marcin Gortat and Malcolm Lee in exchange for Emeka Okafor and a future first round pick on 10/25/13 ... waived by the Wizards on 10/28/13 ... signed as a free agent by the L.A. Lakers on 12/20/13 ... waived by the Lakers on 7/18/14 ... awarded to the Bucks via a waiver claim on 7/20/14.

PERSONAL ... Full name is Kendall Dewan Marshall ... son of Dennis and Kim Marshall, and has two sisters, Kayla and Kyra ... grew up playing soccer with his father as his head coach ... started playing basketball at the age of four ... told his parents at age 6 that he would play at the University of North Carolina ... named a McDonald's All-American in 2010 ... won the Naismith Sportsmanship Award at the McDonald's All-Star Game ... nickname is K-Butter ... in addition to basketball and soccer, played two years of football and one year of baseball growing up ... his foundation, Pass Fir5t, is focused on raising money for cancer research ... joined a Bucks contingent to help with painting and landscaping projects at Milwaukee's Hawley Environmental School this offseason as part of the team's participation in the GE Healthcare Community Service Day ... on Twitter as @KButter5.



O.J. MAYO
#00

POSITION: GUARD

HEIGHT: 6-5

WEIGHT: 210

BIRTHDATE: 11/05/87

COLLEGE: USC

NBA EXPERIENCE: 7TH SEASON

DRAFTED: 2008

3RD OVERALL - MINNESOTA

CAREER HIGHLIGHTS

- Named to the NBA's All-Rookie First Team in 2009
- Finished second in Rookie of the Year voting to Derrick Rose after the 2008-09 season in which he averaged 18.5 points, 3.8 rebounds, 3.2 assists and 38.0 minutes in 82 games (82 starts)
- Two-time NBA Rookie of the Month (November 2008 and April 2009)
- Selected to participate in the T-Mobile Rookie Challenge at NBA All-Star Weekend in Dallas in 2009 and Phoenix in 2008
- Grabbed his 1,000th career rebound at LAL on 10/30/12
- Dished his 1,000th career assist vs. PHX on 1/27/13

NBA REGULAR SEASON STATISTICS

Season	G-GS	MIN	FG-A	PCT	3FG-A	PCT	FT-A	PCT	OR-DR-TR	AST	STL	TO	BLK	PTS	RPG	APG	PPG
08-09 MEM	82-82	3120	562-1283	.438	145-378	.384	247-281	.879	56-252-308	262	91	226	13	1516	3.8	3.2	18.5
09-10 MEM	82-82	3113	542-1183	.458	136-355	.383	212-262	.809	61-250-311	242	98	176	17	1432	3.8	3.0	17.5
10-11 MEM	71-17	1869	304-747	.407	96-264	.364	99-131	.756	35-135-170	145	73	99	26	803	2.4	2.0	11.3
11-12 MEM	66-0	1771	300-736	.408	100-275	.364	133-172	.773	30-180-210	169	71	124	23	833	3.2	2.6	12.6
12-13 DAL	82-82	2913	461-1026	.449	142-349	.407	191-233	.820	36-255-291	361	93	209	23	1255	3.5	4.4	15.3
13-14 MIL	52-23	1346	224-550	.407	84-227	.370	76-88	.864	24-100-124	113	28	95	13	608	2.4	2.2	11.7
TOTALS	435-286	14132	2393-5525	.433	703-1848	.380	958-1167	.821	242-1172-1414	1292	454	930	115	6447	3.3	3.0	14.8

NBA POSTSEASON STATISTICS

Season	G-GS	MIN	FG-A	PCT	3FG-A	PCT	FT-A	PCT	OR-DR-TR	AST	STL	TO	BLK	PTS	RPG	APG	PPG
2011 MEM	13-2	362	52-134	.388	20-49	.408	23-29	.793	10-31-41	31	11	17	4	147	3.2	2.4	11.3
2012 MEM	7-0	163	17-62	.274	7-24	.292	21-27	.778	2-23-25	15	9	18	1	62	3.6	2.1	8.9
TOTALS	20-2	525	69-196	.352	27-73	.370	44-56	.000	12-54-66	46	20	35	5	209	3.3	2.3	10.5

NBA CAREER HIGHS

MIN	FGM	FGA	3FGM	FTM	FTA	REBS	ASTS	STLS	BS	PTS
52	17	26	7 (2)	12	13	16	12	5	2 (15)	40 (2)
12/27/08	11/1/09	12/8/12	2/24/14	1/16/13	1/16/13	2/9/09	3/6/13	12/28/12	2/27/14	12/8/12
at SAS	at DEN	at HOU	at PHI	vs. HOU	vs. HOU	vs. NOH	vs. HOU	vs. DEN	at IND	at HOU

2013-14 SEASON HIGHLIGHTS ... Appeared in a career-low 52 games during his sixth NBA season with averages of 11.7 points, 2.4 rebounds and 2.2 assists per game ... missed 10 games due to illness/conditioning and lost an additional 10 due to a sprained right ankle ... also sat out one game for personal reasons and another due to an NBA suspension while receiving eight DNP-CDs ... scored in double figures 25 times including 12 games with 20+ points ... led the team in scoring 15 times, which trailed only Brandon Knight's 29 such games ... scored a season-high 28 points in consecutive games vs. CLE on 11/6 (9-for-19, 6-for-7 from 3) and vs. DAL on 11/9 (11-for-20, 4-for-7 from 3) ... matched his career high with 7 3-pointers at PHI on 2/24 en route to 25 points.

PRO CAREER ... **2012-13:** Averaged 15.3 points, 3.5 rebounds, 4.4 assists, 1.1 steals and 35.5 minutes in 82 games (all starts) ... was the only Maverick to appear in all 82 games ... notched one 40-point game and four games with 30+ points (3-1 record) ... led the team in scoring 25 times and assists 25 times (includes ties) ... shot 56.8% (42-74 3FGs) from 3-point range through the first 13 games of the season ... grabbed his 1,000th career rebound at LAL (10/30/12) ... made a career-high 7 3-pointers vs. CHA on 11/3 ... scored 30+ points in consecutive games for the 4th time in his career but the first since February 2009 (33 at WAS 2/2/09; 32 vs. HOU 2/4/09) ... became the first Maverick other than Dirk Nowitzki to score 30+ points in two straight games since Josh Howard did it in March 2008 ... scored 20+ points in five consecutive games from 11/3-10 (averaging 25.8 ppg in span), marking just the second time in his career that he recorded 20+ points in five straight outings (also 11/22-11/29/08) ... scored all 11 of Dallas' points in OT vs. GS on 11/19; prior to Mayo, the last player to score all of his team's points in an OT period (at least 10 points) was OKC's Russell Westbrook at NJN on 12/1/10 ... scored a career-high-tying 40 points (15-26 FGs, 6-9 3FGs, 4-4 FTs), including 16 in first quarter and 16 in fourth quarter (10 in the last 3 minutes) at HOU on 12/8 ... only one other Mavs starting guard in the last 18 seasons had scored 40+ points in a game: Michael Finley had 42 at DET (11/27/02) ... dished out his 1,000th career assist at the 9:22 mark of the third quarter vs. PHX on 1/27.

2011-12: Averaged 12.6 points, 3.2 rebounds, 2.6 assists, 1.1 steals and 26.8 minutes in 66 games ... led team in 3-pointers made (100) for the fourth consecutive season ... was the only Grizzlies player to appear in every game ... ranked second in scoring among NBA players without a single start during the season ... scored in double figures in the fourth quarter seven times, with the Grizzlies going 6-1 in those games ... had a season-high 24 points to go with 3 rebounds and 3 assists in 29 minutes at MIL on 3/31 ... scored 20+ points in consecutive games from 3/31-4/2 for the first time since 11/3-5/10 ... led the team in scoring in a career-high four consecutive games from 3/31-4/4, averaging 20.5 points in those tilts ... dished a season-high 8 assists and made the clinching 3-pointer with 57.0 seconds remaining at DEN on 3/11, guiding MEM to its first win at the Pepsi Center since 11/28/06 ... scored 17 of his 20 points in 4th quarter in a win over UTA on 4/14, the most points in any single quarter by a Grizzlies player in 2011-12.

2010-11: Averaged 11.3 points, 2.4 rebounds, 2.0 assists and 26.3 minutes in 71 games (17 starts) ... led the team in 3-pointers made (96) ... came off the bench for the first time in his career vs. MIA on 11/20, ending his consecutive start streak of 177 consecutive games, which was the NBA's third-longest active streak behind Derek Fisher and Luis Scola ... had nine games with 20+ points and 43 games with 10+ points ... had a season-high 29 points to go with 7 rebounds, 5 assists, 3 steals and 1 block in 40 minutes vs. MIN on 10/30 ... after playing 198 straight games to start his career, missed his first NBA game vs. OKC on 1/4 due to bronchitis ... missed 10 games from 1/28-2/13 due to a league suspension.

2009-10: Started all 82 games, averaging 17.5 points, 3.8 rebounds, 3.0 assists, 1.2 steals and 38.0 minutes while shooting 45.8% from the field, 38.3% from 3-point range and 80.9% from the line ... among NBA leaders, ranked 10th in minutes (38.0) ... selected to the T-Mobile Rookie Challenge at NBA All-Star Weekend in Dallas for the second consecutive season, recording 8 points and a game-high 10 assists ... scored career-high 40 points (17-25 FGs, 4-8 3FGs, 2-2 FTs) in 38 minutes at DEN on 11/1, the first 40-point game in franchise history without a turnover.

2008-09: Runner-up to the Chicago Bulls' Derrick Rose for the 2008-09 NBA Rookie of the Year Award after leading all first-year players in scoring (18.5 points, 28th in the NBA) and minutes (38.0, 11th) ... became the first Grizzlies player since Pau Gasol in 2001-02 to win the NBA T-Mobile Western Conference Rookie of the Month Award twice, earning the honor in Oct./Nov. 2008 and April 2009 ... set Grizzlies franchise rookie records in total points (1,516), FGM (562), FGA (1,283), total minutes (3,210), 3FG% (.384) and FT% (.879), which also broke the overall franchise record (.873) set by Brian Cardinal in 2004-05 ... ranked in the top-10 among NBA rookies in scoring (1st), minutes (1st), assists (3.2, 5th), steals (1.1, 3rd), 3-pointers made (145, 2nd), 3FG% (6th) and FT% (2nd) ... scored 10+ points in each of his first 25 games, which was the NBA's longest streak to start a career since David Robinson (77) in 1989-90 ... recorded 12 points and a team-best three steals in the NBA T-Mobile Rookie Challenge at All-Star Weekend in Phoenix on 2/13 ... finished as runner-up to OKC's Kevin Durant in the GEICO H-O-R-S-E competition during All-Star weekend on 2/14 ... grabbed a career-high 16 rebounds to go with 22 points (7-17 FGs, 1-4 3FGs, 7-8 FTs) and 5 assists vs. NOH on 2/9 ... dished a season-high 10 assists at GSW on 3/30.

PLAYOFF HISTORY ... (20 games, 2 starts) ... **2012:** In seven First Round games vs. LAC, averaged 8.9 points, 3.6 rebounds, 2.1 assists, 1.3 steals and 23.3 minutes ... had a playoff career-high 20 points to go with 4 rebounds and 2 steals in 24 minutes in Game 2 vs. LAC ... **2011:** Averaged 11.3 points, 3.2 rebounds and 2.4 assists in 27.8 minutes in 13 postseason games (2 starts) as the Grizzlies advanced to the Western Conference Semifinals for the first time in franchise history ... led the team in 3-pointers made (20) and 3FG% (.408) ... became the franchise's all-time postseason leader in 3-point field goals made ... scored a postseason-high 18 points in Games 3 and 4 of the Western Conference Semifinals vs. OKC.

COLLEGE ... **2007-08:** Led team in scoring (20.7 points, 2nd in Pac-10), assists (3.3, 10th) and steals (1.6, 6th) and was a finalist for the Naismith and Wooden Awards ... earned First Team All-Pac-10 and All-Freshman honors ... set school freshman single-season records for scoring average, points scored (684) and 3-pointers made (88) ... his 20.7 ppg was the best ever for a USC freshman and trails just Shareef Abdur-Rahim of California (21.1, 1995-96) for the Pac-10 freshman record ... recorded five games with 30+ points, including a career-high 37 points at Arizona on 3/1/08 ... in his collegiate debut, tallied 32 points vs. Mercer on 11/10/07 to set a school freshman debut record and a Galen Center record for points in a game ... totaled 20 points vs. Michael Beasley's Kansas State Wildcats in the first round of the 2008 NCAA Tournament on 3/20/08.

CAREER TRANSACTIONS ... Selected by Minnesota with the third overall pick of the 2008 NBA Draft ... draft rights traded along with Greg Buckner, Marko Jaric and Antoine Walker to Memphis in exchange for Brian Cardinal, Mike Miller, Jason Collins and the draft rights to Kevin Love on 6/26/08 ... signed by Dallas as a free agent on 7/18/12 ... signed by Milwaukee as a free agent on 7/13/13.

PERSONAL ... Full name is Ovinnton J'Anthony Mayo ... parents are Alisha Mayo and Kenny Ziegler ... was given the name of Ovinnton after his grandfather of the same name ... widely regarded as the top high school recruit of 2007, led Huntington High School to a 25-2 record, a third-straight state title and the highest-ever national ranking [No. 3] for a Mountain State team ... named EA Sports National High School Boys Basketball Player of the Year and was a First-Team selection for an unprecedented third consecutive season ... his list of honors includes being named a McDonald's All-American, a Parade All-American three times and a three-time member of USA Today's All-USA basketball team ... named Ohio's Mr. Basketball as a junior and a sophomore, becoming only the second sophomore to earn the honor (LeBron James is the other) ... along with Larry Sanders, distributed Thanksgiving meals to patrons of Milwaukee's House of Peace in 2013 ... business major at USC, scoring in the 95 percentile on the ACT ... wore the number 32 starting in the fifth grade in honor of Hall of Famer Magic Johnson ... made his first dunk in the seventh grade at a YMCA gym in West Virginia ... favorite meal is spaghetti and meatballs.



KHRIS MIDDLETON
#22

POSITION: FORWARD
HEIGHT: 6-7
WEIGHT: 225
BIRTHDATE: 08/12/91
COLLEGE: TEXAS A&M
NBA EXPERIENCE: 3RD SEASON
DRAFTED: 2012
39TH OVERALL - DETROIT

CAREER HIGHLIGHTS

- Recorded 12 20-point games in 2013-14 after not having any during his rookie season
- Ranked 12th in the NBA in 3-point shooting in 2013-14 (.414)
- Begins the 2014-15 season ranked second all-time in Bucks history for career 3-point percentage (min. 100 3PM)
- Only player to appear in all 82 games for the Bucks during the 2013-14 season

NBA REGULAR SEASON STATISTICS

Season	G-GS	MIN	FG-A	PCT	3FG-A	PCT	FT-A	PCT	OR-DR-TR	AST	STL	TO	BLK	PTS	RPG	APG	PPG
12-13 DET	27-0	475	62-141	.440	14-45	.311	27-32	.844	4-46-50	28	15	11	4	165	1.9	1.0	6.1
13-14 MIL	82-64	2460	376-854	.440	120-290	.414	118-137	.861	60-250-310	169	83	123	20	990	3.8	2.1	12.1
TOTALS	109-64	2935	438-995	.440	134-335	.400	145-169	.858	64-296-360	197	98	134	24	1155	3.3	1.8	10.6

NBA CAREER HIGHS

MIN	FGM	FGA	3FGM	FTM	FTA	REBS	ASTS	STLS	BS	PTS
52	11 (2)	22 (2)	5 (3)	8	9	9 (2)	8	4 (2)	2 (4)	29
12/18/13	12/21/13	12/18/13	3/10/14	4/5/14	2/22/13	12/28/13	2/8/14	1/22/14	1/22/14	12/6/13
vs. NYK	vs. PHI	vs. NYK	vs. ORL	vs. TOR	at IND	vs. MIN	vs. HOU	vs. DET	vs. DET	at WAS

2013-14 SEASON HIGHLIGHTS ... Appeared in all 82 games during a breakout sophomore season ... averaged 12.1 points, 3.8 rebounds, 2.1 assists and 1.0 steals in 30.0 minutes per game ... led the Bucks and ranked 12th in the NBA in 3-point shooting (.414) ... shot 54.0% (27-for-50) from behind the arc in February – the second-best mark in the league during the month ... recorded 20+ points in a game 12 times after never having done so in his rookie season ... tallied 10+ points in a career-best 10 consecutive games from 1/22-2/8 ... scored a career-high 29 points at WAS on 12/6 (11-for-22 FG, 4-for-7 3FG) ... logged a career-high 52 minutes vs. NYK on 12/18 and scored 20 points with a career-high 9 rebounds ... notched 27 points vs. PHI on 12/21 off of 11-for-15 shooting (.733) and was a perfect 10-for-10 from 2-point range ... swiped a career-high 4 steals in back-to-back games on 1/19 at SAS and 1/22 vs. DET.

PRO CAREER ... **2012-13:** Appeared in 27 games (no starts) and averaged 6.1 points, 1.9 rebounds, 1.0 assists in 17.6 minutes ... scored 10+ points eight times ... scored then-career-high 14 points vs. DAL on 3/8 and grabbed then-career-high 7 rebounds at Brooklyn (4/17) ... averaged 8.1 points and 3.0 rebounds while shooting 53% (27-51) from the field in April – his best offensive month of the season ... assigned to the Fort Wayne Mad Ants of the NBA D-League from 12/14 – 12/17 where he averaged 11.0 points, 7.7 rebounds and 3.0 assists in three games ... recorded 19 points (9-17 FG), 9 rebounds and 3 assists vs. the Maine Red Claws on 12/14 ... inactive 27 times and DNP-CD 25 times.

2012 NBA Summer League: Appeared in all five games (two starts) for Detroit in the 2012 NBA Summer League in Orlando ... averaged 6.0 points and 2.8 rebounds in 23.3 minutes per game ... reached double digits with 12 points (5-5 FG, 2-2 3FG) in the Pistons win over BOS on 6/12.

COLLEGE ... Named to Second Team All-Big 12 as a junior ... made Wooden and Naismith Award watch lists in 2012 ... participated in USA Basketball's World University Games Team Training Camp over the summer of 2011 ... **2011-12:** Averaged 13.2 points and 5.0 rebounds, which both ranked second on the team ... scored a season-high 24 points in 28 minutes vs. University of Louisiana-Monroe on 12/10 ... recorded his first career double-double with 19 points and career-high 10 rebounds at Texas on 1/11 ... tallied 23 points vs. Kansas on 2/22 and tied a season-high 24 points vs. the No. 3 Jayhawks in the Big 12 Tournament on 3/8 ... averaged 19.5 points and 4.5 rebounds in the Big 12 Tournament ... missed a total of 12 games during the season due to a right knee injury ... **2010-11:** Led the Aggies in scoring (14.4 ppg) and FT% (.784) ... ranked second on the team in rebounds (5.2 rpg), minutes (29.6 mpg), steals (39) and 3PM (39) ... scored a career-high 31 points in an overtime win over Arkansas on 12/18 ... scored 10 of the Aggies' final 14 points in a 67-66 win vs. Oklahoma State on 2/19 ... won Texas A&M's Most Improved Player Award for the season ... **2009-10:** Averaged 7.2 points and 3.7 rebounds in 34 games ... averaged 13.6 points over the last five games of the season while shooting 53.5% from the field, 54.5% from 3-point range and 100% from the free-throw line ... scored a season-high 19 points vs. Utah State in his first career NCAA Tournament game ... averaged 15.5 points in Big 12 Tournament play.

CAREER TRANSACTIONS ... Selected by the Detroit Pistons with the 39th overall pick of the 2012 NBA Draft on 6/28/12 ... traded by the Pistons along with Brandon Knight and Viacheslav Kravtsov to the Milwaukee Bucks for Brandon Jennings on 7/31/13.

PERSONAL ... Is the son of James and Nichelle Middleton ... wears size 16 shoes and played baseball when he was younger ... his favorite athletes as a child were Ken Griffey Jr. and Randy Moss, while Michael Jordan is his favorite athlete of all time ... enjoys playing ping pong and played the piano in his younger years ... his cousin, Josh Powell, played six seasons in the NBA ... participated in the first ever Bucks Bus Tour prior to training camp in 2014, visiting Madison, Janesville and Kenosha to interact with fans and host basketball clinics for children at a Boys & Girls Club and YMCA ... on Twitter as @Khris22m.

GENERAL
INFO

FRONT
OFFICE

PLAYERS

2013-14
SEASON

STATS &
RECORDS

HISTORY

NBA

OPPONENTS

MEDIA



JOHNNY O'BRYANT
#3

POSITION: CENTER

HEIGHT: 6-9

WEIGHT: 265

BIRTHDATE: 06/01/93

COLLEGE: LOUISIANA STATE UNIVERSITY

NBA EXPERIENCE: 1ST SEASON

DRAFTED: 2014

36TH OVERALL - MILWAUKEE

CAREER HIGHLIGHTS

- Selected All-SEC First Team by the coaches in 2013-14 and 2012-13
- One of just 14 LSU players to record at least 1,000 career points (1,157) and 700 (702) career rebounds
- Ranked 31st on LSU's career scoring list and 20th all-time in rebounding
- Named as a McDonald's, Jordan, USA Today and Parade All-American as a high school senior
- Selected for the 2009-10 USA Basketball Men's Developmental National Team

COLLEGE STATISTICS

Season	G-GS	MIN	FG-A	PCT	3FG-A	PCT	FT-A	PCT	OR-DR-TR	AST	STL	TO	BLK	PTS	RPG	APG	PPG
11-12 LSU	28-17	600	91-228	.399	2-12	.167	55-88	.625	86-101-187	11	15	66	21	239	6.7	0.4	8.5
12-13 LSU	29-28	845	153-319	.480	3-12	.250	84-141	.596	89-164-253	49	15	93	20	393	8.7	1.7	13.6
13-14 LSU	34-34	1020	203-409	.496	1-2	.500	118-186	.634	102-160-262	55	17	108	31	525	7.7	1.6	15.4
TOTALS	91-79	2,465	447-956	.468	6-26	.231	257-415	.619	277-425-702	115	47	267	72	1157	7.7	1.3	12.7

COLLEGE HIGHS

MIN	FGM	FGA	3FGM	FTM	FTA	REBS	ASTS	STLS	BS	PTS
51	13	25	1 (6)	11	17 (2)	16	8	2 (7)	4	30
2/23/13	2/14/13	2/22/14	1/18/14	1/18/14	3/14/13	2/15/14	2/16/13	1/18/14	3/8/14	2/14/13
vs. Ala.	at S. Car.	at Ky.	vs. Vandy	vs. Vandy	vs. Ga.	at Arkansas	vs. Miss. St.	vs. Vandy	vs. Ga.	at S. Car.

PRO CAREER ... **2014 NBA Summer League:** Played in five games (four starts) and averaged 8.2 points, 5.2 rebounds and 0.4 assists in 18.1 minutes per game ... recorded a double-double of 10 points and 10 rebounds in the final game against Golden State on 7/18.

COLLEGE ... After senior and junior seasons, named to All-SEC First Team by coaches, All-SEC Second Team by the AP, and All-District by the USBWA and NABC ... after sophomore year, named All-SEC First Team by the coaches, All-SEC Second Team by the AP and All-District by the USBWA ... his 702 career rebounds ranks 20th on LSU's all-time rebounding list ... his 1,157 career points were 31st on the Tigers scoring list ... recorded 62 double-figure scoring games over three seasons ... **2013-14:** Started all 34 games ... All-SEC First-Team selection for the second straight season ... had eight 20+ scoring games and eight double doubles ... averaged 15.4 points, 7.7 rebounds and 1.6 assists per game ... ranked ninth in the league in scoring (15.4 ppg), fifth in rebounding (7.7 rpg), and his .496 field goal percentage (203-of-409) was the fourth-best in the SEC ... scored 29 points vs. Kentucky on 1/28 (12-of-20, .600) ... named SEC Player of the Week on Feb. 3 ... **2012-13:** Started 28 of 29 games and averaged a team-best 13.6 points and 8.7 rebounds ... finished second in the league with 15 doubles doubles ... first LSU player since Glen Davis (2005-06) to have had a five-game stretch of double doubles starting at Georgia (1/19) through Mississippi State (2/2) ... first Tigers player to score 30 points in a game since Tasmin Mitchell vs. Auburn (1/20/10) ... grabbed career-high 14 rebounds at Georgia on 1/19 ... dished career-best eight assists on 2/16 ... **2011-12:** Averaged 8.5 points and 6.7 rebounds in 28 games (17 starts) ... missed the first five SEC games because of a hand injury in practice.

HIGH SCHOOL ... Attended East Side HS (Cleveland, Miss.) ... named McDonald's All-American and Parade magazine All-American after senior season where he averaged 21.0 points, 16.0 rebounds, 3.0 assists and 5.0 blocks ... also after senior year, earned appearances in McDonald's and Jordan Brands Classic All-Star Games ... named the Third Team center on the 2011 USA Today All-USA Boys Basketball Team.

CAREER TRANSACTIONS ... Selected by the Milwaukee Bucks with the 36th overall pick in the 2014 NBA Draft on 6/26/14 ... signed his first NBA contract with Milwaukee on 7/30/14.

PERSONAL ... Full name is Johnny Lee O'Bryant III ... parents are Angela Moore and Johnny O'Bryant, Jr. ... has two older siblings, Lashandra Walker and Quadray Walker ... majored in sports management ... likes art and painting ... enjoys playing video games ... favorite food is chicken alfredo ... favorite singers are Drake, J-Cole and Lil' Wayne ... participated in the first ever Bucks Bus Tour in the 2014 offseason, taking a trip to Eau Claire, Wausau and Appleton along with Bucks entertainment groups to interact with fans and host community basketball clinics ... on Twitter as @OBryant_The3rd.

GENERAL
INFOFRONT
OFFICE

PLAYERS

2013-14
SEASONSTATS &
RECORDS

HISTORY

NBA

OPPONENTS

MEDIA



ZAZA PACHULIA

#27

POSITION: CENTER
HEIGHT: 6-11
WEIGHT: 270
BIRTHDATE: 02/10/84
FROM: REPUBLIC OF GEORGIA
NBA EXPERIENCE: 12TH SEASON
DRAFTED: 2003
42ND OVERALL - ORLANDO

CAREER HIGHLIGHTS

- Shot a career-best 84.6% from the free throw line in 2013-14, including a 23-of-23 start to the season
- In 2005-06, finished fifth in the NBA for offensive rebounds with 264
- During his time with Atlanta, grabbed enough offensive boards (1,247) to rank seventh in the category in Hawks history

NBA REGULAR SEASON STATISTICS

Season	G-GS	MIN	FG-A	PCT3FG-A	PCT	FT-A	PCT	OR-DR-TR	AST	STL	TO	BLK	PTS	RPG	APG	PPG	
03-04 ORL	59-2	664	68-175	.389	0-0	---	58-90	.644	69-105-174	13	21	34	12	194	2.9	0.2	3.3
04-05 MIL	74-4	1397	160-354	.452	0-1	.000	138-185	.746	131-247-378	60	44	70	34	458	5.1	0.8	6.2
05-06 ATL	78-78	2452	307-681	.451	0-2	.000	297-404	.735	264-349-613	129	89	180	39	911	7.9	1.7	11.7
06-07 ATL	72-47	2026	291-614	.474	0-1	.000	293-373	.786	199-301-500	106	77	162	36	875	6.9	1.5	12.2
07-08 ATL	62-5	944	107-245	.437	0-3	.000	108-153	.706	89-159-248	36	24	69	13	322	4.0	0.6	5.2
08-09 ATL	77-26	1473	159-320	.497	0-3	.000	163-230	.709	173-263-436	57	35	91	26	481	5.7	0.7	6.2
09-10 ATL	78-1	1089	120-246	.488	0-4	.000	93-143	.650	117-176-293	42	37	58	31	333	3.8	0.5	4.3
10-11 ATL	79-7	1244	107-232	.461	0-0	---	135-179	.754	119-214-333	58	34	69	22	349	4.2	0.7	4.4
11-12 ATL	58-44	1640	169-339	.499	0-0	---	117-158	.741	154-303-457	79	55	81	29	455	7.9	1.4	7.8
12-13 ATL	52-15	1134	114-241	.473	0-3	.000	78-103	.757	132-204-336	79	35	70	12	306	6.5	1.5	5.9
13-14 MIL	53-43	1325	149-349	.427	0-1	.000	110-130	.846	141-192-333	136	45	92	14	408	6.3	2.6	7.7
TOTALS	742-272	15388	1751-3796	.461	0-18	.000	1590-2148	.740	1588-2513-4101	795	496	976	268	5092	5.5	1.1	6.9

NBA POSTSEASON STATISTICS

Season	G-GS	MIN	FG-A	PCT	3FG-A	PCT	FT-A	PCT	OR-DR-TR	AST	STL	TO	BLK	PTS	RPG	APG	PPG
2008 ATL	7-0	105	7-25	.280	0-1	.000	15-21	.714	9-11-20	2	2	9	0	29	2.9	0.3	4.1
2009 ATL	11-1	260	22-53	.415	0-0	---	32-42	.762	28-48-76	3	5	14	3	76	6.9	0.3	6.9
2010 ATL	11-0	161	18-35	.514	0-0	---	15-24	.625	19-19-38	3	2	9	7	51	3.5	0.3	4.6
2011 ATL	11-0	195	11-23	.478	0-0	---	17-22	.773	17-37-54	13	2	9	1	39	4.9	1.2	3.5
TOTALS	40-1	721	58-136	.426	0-1	.000	79-109	.725	73-115-188	21	11	11	41	195	4.7	0.5	4.9

NBA CAREER HIGHS

MIN	FGM	FGA	3FGM	FTM	FTA	REBS	ASTS	STLS	BS	PTS
54	11	17 (3)	---	12	14	20	10	4 (6)	3 (7)	27
3/25/12	3/19/07	3/7/07	---	1/3/06	1/3/06	3/25/12	3/11/14	3/18/14	3/31/14	3/7/07
vs UTA	vs SAC	vs WAS	---	vs TOR	vs TOR	vs UTA	at MIN	at POR	at DET	vs WAS

2013-14 SEASON HIGHLIGHTS ... In his 11th NBA season, appeared in 53 games (43 starts) and averaged 7.7 points, 6.3 rebounds and a career-high 2.6 assists per game ... also posted a career-best in FT%, shooting 84.6% for the season ... opened the season by making his first 23 attempts from the line, which stood as the best start by a Buck since Corey Maggette made 33 straight to open the 2010-11 season ... tallied a season-high 20 points on 11/1 at BOS for his first 20-point game in over six years (22 points on 4/10/07) ... suffered a right foot fracture on 12/4 vs. DET and missed 28 games ... handed out a career-high 10 assists on 3/11 at MIN, and posted an 8-assist night on 3/24 at LAC to make him one of just three centers in the league to record multiple games with 8+ assists on the season ... tied his career high of 4 steals at POR on 3/18 to go along with 17 points and 13 rebounds, marking only the second time in his career that he's had a game with 15+ points, 10+ rebounds and 4+ steals (previously 3/26/06) ... grabbed a season-high 16 rebounds at MIA on 4/2 ... scored in double figures 16 times and had seven games with 10+ rebounds.

PRO CAREER ... 2012-13: Battled a sore right Achilles for much of 2013 and underwent surgery on 4/3 ... missed 30 games due to the injury (1/23, 1/30-2/6, 2/25, 3/4-4/17) ... finished with averages of 5.9 points, 6.5 rebounds and 1.5 assists in 21.8 minutes in 52 contests (15 starts) ... as a starter, averaged 6.7 points, 7.7 rebounds and 2.1 assists in 28.3 minutes (53.2 FG%) ... recorded four double-doubles ... broke the Hawks franchise record for offensive rebounds in a quarter with 7 in the second stanza at MIL on 2/23 and finished the night with 11 total boards (8 offensive) ... set a career high with 8 assists, adding 13 points and 11 rebounds in 39 minutes vs. BKN on 1/16 ... tied a career-high with 4 steals at GSW on 11/14 ... ended the season ranked seventh in Hawks history with 1247 offensive boards.

2011-12: Stepped into starting role in the wake of Al Horford's injury and delivered one of his best all-around seasons ... played in 58 games (44 starts) and averaged 7.8 points, 7.9 rebounds (25th in the NBA), 1.4 assists and 1.0 steals in 28.3 minutes ... tied for 20th in the league in offensive rebounds (2.7) and reached double-figures 20 times.

2010-11: Averaged 4.4 points and 4.2 rebounds in 15.7 minutes ... recorded four double-doubles and scored in double figures 10 times ... started seven games, averaging 5.1 points and 6.1 rebounds.

2009-10: Provided high energy and production as the Hawks' primary backup big man ... in his fifth season in an Atlanta uniform, averaged 4.3 points and 3.8 rebounds in 14.0 minutes in 78 games ... ranked fifth on the team in rebounds and third in field goal percentage.

2008-09: Returned to form after struggling with injuries much of 2007-08 ... played in 77 games (26 starts) and averaged 6.2 points, 5.7 rebounds and 0.7 assists in 19.1 minutes ... after shooting just 32.2% from the floor in November, hit .586 in December, .550 in January, .518 in February and .569 in March.

2007-08: Battled injuries before carving out a role as the Hawks' first big man off the bench ... recorded averages of 5.2 points, 4.0 rebounds and 0.6 assists in 15.2 minutes through 62 games.

2006-07: Upped his career averages in several categories, finishing at 12.2 points, 6.9 rebounds, 1.5 assists, 1.1 steals and 0.5 blocks in 28.1 minutes in 72 games.

2005-06: In his first season with the Hawks, averaged 11.7 points, 7.9 rebounds, 1.7 assists, 1.1 steals and 31.4 minutes in 78 games ... ranked third in the NBA with 3.4 offensive rebounds per game and fifth in total offensive rebounds (264) ... against his former team, Orlando, on 3/19, Pachulia pulled down a NBA season-high 12 offensive rebounds and finished the game with 18 total boards.

2004-05: Averaged 6.2 points and 5.1 rebounds and 18.9 minutes in 74 games (four starts) for the Bucks.

2003-04: Saw action in 59 games (two starts) for the Magic and averaged 3.3 points and 2.9 rebounds in 11.3 minutes.

PLAYOFF HISTORY ... (40 games, 1 start) ... Has career averages of 4.9 points and 4.7 rebounds in 18.0 minutes ... **2013:** Missed the playoffs due to a right Achilles injury ... **2012:** Did not participate in the playoffs due to a sprained left foot ... **2011:** In 11 games in the postseason against ORL and CHI, he notched 3.5 points, 4.9 rebounds and 1.2 assists in 17.7 minutes ... dished out playoff career-high 3 assists in Game 3 vs. ORL on 4/22 ... **2010:** Saw action in 11 games, putting up 4.6 points and 3.5 rebounds against Milwaukee and Orlando ... **2009:** Played in all 11 Hawks post-season games (one start) and averaged 6.9 points and 6.9 rebounds in 23.6 minutes ... came up huge in First Round Game 4 win at Miami, pulling down 18 rebounds in an 81-71 Atlanta win ... **2008:** In seven games against BOS, averaged 4.1 points and 2.9 rebounds in 15.0 minutes ... provided a tremendous spark off the bench in Game 6 win over BOS on 5/2, recording 9 points, 6 rebounds and 2 steals in 28 minutes.

INTERNATIONAL CAREER ... Has played with the Georgian National Team seven summers ... began playing for Ulker when he was just 15 years old in 1999 ... left his native Georgia in 1998 to go to Turkey and pursue his basketball career ... was also a member of the Georgian Junior National Team and the Georgian Cadets National Team ... appeared in 73 games during parts of four seasons for Ulker of Istanbul at the top level in Turkey, averaging 6.0 points and 3.8 rebounds per game (1999-2003) ... helped capture the 2001 and 2002 Turkish President's Cup ... also helped Ulker to the 2001 Turkish National Championship.

CAREER TRANSACTIONS ... Selected by the Orlando Magic with the 42nd overall pick of the 2003 NBA Draft on 6/26/03 ... drafted from the Magic by the Charlotte Bobcats in the NBA expansion draft on 6/22/04 ... traded by the Bobcats to the Milwaukee Bucks for a 2004 second round draft pick on 6/23/04 ... signed with the Atlanta Hawks as a free agent on 8/11/05 ... signed as a free agent with the Bucks on 7/17/13.

PERSONAL ... Given name is Zaur Pachulia ... legally changed his first name to Zaza ... he and his wife, Tika, have two sons, Davit and Saba, and a daughter, Mariam ... born in Tbilisi, Georgia ... nickname is "Z" ... a serious entrepreneur, has taken executive business classes at Harvard Business School in 2012, Georgia State in 2009 and 2011, and Northwestern in 2008 ... took an active role politically, when he spoke against the Russian invasion of his homeland in 2008 ... has served as the Style Editor for HOOP Magazine ... in conjunction with the U.S. Department of State, along with the NBA and Vladimir Stepania and Nikoloz Tskitshvili, has donated products to basketball academies in his home country ... participant in the NBA's Basketball Without Borders initiative and spent a portion of the summer of 2006 assisting in the Sarunas Marciulionis Basketball Academy in Vilnius, Lithuania ... names Al Pacino, Robert DeNiro and Sasha Baron-Cohen as his favorite actors ... favorite sports outside of basketball include tennis and soccer ... fan of the AC Milan soccer team ... lists Jay-Z and 50 Cent as his favorite musical artists ... hobbies include traveling and fashion ... wears a size 17 basketball shoe ... his favorite TV shows are "Punk'd" and "Chappelle's Show" ... enjoys eating steak and pasta ... favorite athlete is Michael Jordan ... on Twitter as @zaza27.



JABARI PARKER

#12

POSITION: FORWARD

HEIGHT: 6-8

WEIGHT: 240

BIRTHDATE: 03/15/95

COLLEGE: DUKE

NBA EXPERIENCE: 1ST SEASON

DRAFTED: 2014

2ND OVERALL - MILWAUKEE

CAREER HIGHLIGHTS

- Consensus First Team All-America selection at Duke
- ACC Freshman of the Year
- ACC Rookie of the Week a record 10 times
- First Duke freshman to lead the team in both scoring (670 points) and rebounds (306)
- Finalist for the Naismith Trophy, Oscar Robertson Trophy and John R. Wooden Award
- Honored as the top freshman in the country with the Integris Wayman Tisdale Award by the USBWA

COLLEGE STATISTICS

Season	G-GS	MIN	FG-A	PCT	3FG-A	PCT	FT-A	PCT	OR-DR-TR	AST	STL	TO	BLK	PTS	RPG	APG	PPG
13-14 Duke	35-35	1073	236-499	.473	38-106	.358	160-214	.748	105-201-306	41	37	81	43	670	8.7	1.2	19.1
TOTALS	35-35	1073	236-499	.473	38-106	.358	160-214	.748	105-201-306	41	37	81	43	670	8.7	1.2	19.1

COLLEGE HIGHS

MIN	FGM	FGA	3FGM	FTM	FTA	REBS	ASTS	STLS	BS	PTS
39	12	21	4 (3)	9 (2)	10 (4)	16	5	3 (4)	6	30
2/15/14	2/8/14	11/29/13	12/19/13	2/15/14	2/15/14	2/8/14	12/19/13	2/25/14	11/19/13	3/8/14
vs. Md.	vs. BC	vs. Arizona	vs. UCLA	vs. Md.	vs. Md.	vs. BC	vs. UCLA	vs. Va. Tech	vs. E. Car.	vs. UNC

PRO CAREER ... **2014 NBA Summer League:** Played in five games (five starts) and averaged 15.6 points, 8.2 rebounds and 1.4 assists in 28.4 minutes per game ... recorded Summer League highs of 20 points and 15 rebounds in the final game against Golden State on 7/18.

COLLEGE ... **2013-14:** Consensus First Team All-America selection ... also earned honors as a First Team All-ACC member, ACC Rookie of the Year and USBWA National Freshman of the Year ... averages of 19.1 points per game and 8.7 rebounds per game were both Top-50 in the nation, with the points per game marking the fourth-highest effort by an ACC freshman ever ... fourth freshman in ACC history to lead the league in rebounding ... with 670 points and 306 rebounds, was the 14th player in Duke history to record 600+ points and 300+ rebounds in the same season ... sixth ACC freshman to ever reach the 600-point plateau ... first Duke freshman to lead the team in both scoring and rebounding ... posted a career-high 30 points (10-of-17, 58%) to go along with 11 boards in a win vs. UNC ... that 30-point effort was the most by a Duke freshman in the 238-games played in series history win vs. UNC on 3/8/14 ... grabbed season-high 16 rebounds on 2/8/14 vs. Boston College ... scored 10+ points in 18 straight games to end the season and 33 times overall, breaking the Duke freshman record for double-figure scoring games held by Gene Banks (1978) and Luot Deng (2004) ... 14 double-doubles were the most by a freshman in Duke history ... additional honors earned include: First Team All-America from The Associated Press, NABC, USBWA, Sporting News and Sports Illustrated; finalist for the Naismith Trophy, Oscar Robertson Trophy and John R. Wooden Award; honored as the top freshman in the country through the Integris Wayman Tisdale Award by the USBWA ... named ACC Rookie of the Week a record 10 times ... on the All-ACC Academic Team.

HIGH SCHOOL ... Attended Simeon Career Academy (Chicago), where he led Simeon to four IHSA Class 4A state championships ... second player in the history of IHSA basketball to start for four consecutive state championship teams ... averaged 18.4 points and 10.4 rebounds as a senior ... named MaxPreps National Player of the Year and Morgan Wooten Award ... named 2013 Jordan Brand Classic Co-MVP after collecting 16 points and seven boards in the game ... totaled 10 points and eight rebounds in the McDonald's game ... scored a team-high 22 points in the Nike Hoop Summit ... two-time Illinois Gatorade Player of the Year and Illinois Mr. Basketball ... was the first Illinois Mr. Basketball non-senior honoree in the 32-year history of the award ... named National Gatorade Player of the Year as a junior ... tabbed by ESPN HS and MaxPreps as the top junior ... named National Sophomore and Freshman of the Year by ESPN HS in 2011 and 2010 ... played for USA Basketball, earning gold medals at the 2012 FIBA U17 World Championship and the 2011 FIBA Americas U16 Championship.

CAREER TRANSACTIONS ... Selected by the Milwaukee Bucks with the second-overall pick in the 2014 NBA Draft on 6/26/14 ... signed his first NBA contract with Milwaukee on 7/9/14.

PERSONAL ... Son of Lola and Sonny Parker ... has two older brothers, Darryl and Christian, and two older sisters, Iman and Tilah ... mother is a native of Tonga and immigrated to the U.S. when she was 3 ... father was selected with the 17th pick in the 1976 NBA Draft by Golden State and played six seasons in the NBA, averaging 9.9 points, 4.1 rebounds, and 2.1 assists per game ... Darryl played basketball at Oregon ... Christian played basketball at BYU-Hawaii ... has two uncles, Harvey Unga and Tony Moeaki, who played in the NFL ... has volunteered in his community with People United to Serve Humanity (PUSH), the Salvation Army, New Beginnings Church and is a senior citizen youth ambassador in association with the LDS Hyde Park Ward ... on Twitter as @JabariParker.

GENERAL
INFO

FRONT
OFFICE

PLAYERS

2013-14
SEASON

STATS &
RECORDS

HISTORY

NBA

OPPONENTS

MEDIA



LARRY SANDERS

#8

POSITION: CENTER

HEIGHT: 6-11

WEIGHT: 230

BIRTHDATE: 11/21/88

COLLEGE: VCU

NBA EXPERIENCE: 5TH SEASON

DRAFTED: 2010

15TH OVERALL - MILWAUKEE

CAREER HIGHLIGHTS

- Finished third in Most Improved Player voting following the 2012-13 season
- Was invited to attend the 2013 USA Basketball Men's National Team Mini-Camp in Las Vegas
- Notched his first career triple-double with 10 points, 12 rebounds and a franchise-record-tying 10 blocks at MIN on 11/30/12. Sanders and Kareem Abdul-Jabbar are the only players in Bucks history with a 10-block game.
- Finished 2012-13 with 201 blocks – just the fourth 200-block season in Bucks history
- Career-high 2.8 blocks per game in 2012-13 was second-most in the NBA

NBA REGULAR SEASON STATISTICS

Season	G-GS	MIN	FG-A	PCT	3FG-A	PCT	FT-A	PCT	OR-DR-TR	AST	STL	TO	BLK	PTS	RPG	APG	PPG
10-11 MIL	60-12	872	116-268	.433	0-0	---	28-50	.560	59-119-178	16	22	38	72	260	3.0	0.3	4.3
11-12 MIL	52-0	643	84-184	.457	0-2	.000	18-38	.474	62-98-160	33	32	43	76	186	3.1	0.6	3.6
12-13 MIL	71-55	1937	306-605	.506	0-2	.000	84-136	.618	224-448-672	83	53	87	201	696	9.5	1.2	9.8
13-14 MIL	23-20	584	76-162	.469	0-1	.000	26-55	.473	60-105-165	19	18	26	40	178	7.2	0.8	7.7
TOTALS	206-87	4036	582-1219	.477	0-5	.000	156-279	.559	405-770-1175	151	125	194	389	1320	5.7	0.7	6.4

NBA POSTSEASON STATISTICS

Season	G-GS	MIN	FG-A	PCT	3FG-A	PCT	FT-A	PCT	OR-DR-TR	AST	STL	TO	BLK	PTS	RPG	APG	PPG
2013 MIL	4-4	113	19-33	.576	0-0	---	5-11	.455	11-22-33	5	3	12	5	43	8.3	1.3	10.8
TOTALS	4-4	113	19-33	.576	0-0	---	5-11	.455	11-22-33	5	3	12	5	43	8.3	1.3	10.8

NBA CAREER HIGHS

MIN	FGM	FGA	3FGM	FTM	FTA	REBS	ASTS	STLS	BS	PTS
40 (2)	12	19 (3)	--	5 (2)	10	20	5	4 (3)	10	25
3/19/13	2/5/14	2/5/14		3/28/13	3/28/13	12/21/13	12/31/13	1/31/14	11/30/12	2/5/14
vs. POR	at DEN	at DEN		vs. LAL	vs. LAL	at BOS	at LAL	at ORL	at MIN	at DEN

2013-14 SEASON HIGHLIGHTS ... Averaged 7.7 points, 7.2 rebounds and 0.8 assists in 23 games ... lost 59 total games to injury, illness and suspension ... major injuries included surgery on 11/11 to repair a torn ligament in his right thumb (25 games) and a fractured orbital bone suffered on 2/8 vs. HOU (27 games) ... also sat out the final five games of the season due to an NBA suspension ... scored a career-high 25 points on a career-best 12 FGM (in 19 attempts) on 2/5 at DEN ... added season-high 15 rebounds at DEN for his second double-double of the season ... tied career high 4 steals at ORL on 1/31 and at SAS on 1/19 ... one of three Bucks players since 1985 to have at least 10 points, 9 rebounds, 4 steals and 4 blocks in a game as he did on 1/31 at ORL ... blocked a season-high 5 shots to go along with 12 points at HOU on 1/18 ... had first double-double of the season with 10 points and 12 rebounds vs. MEM on 1/15 ... notched 16 points off a perfect shooting night (7-for-7 from the field and 2-for-2 from the free throw line) on 1/2 at UTA with 8 rebounds and 2 blocked shots.

PRO CAREER ... **2012-13:** Posted career highs in points (9.8 ppg), rebounds (9.5 rpg), assists (1.2 apg), blocks (2.8 bpg) and field goal percentage (.506) during a breakout season ... finished second in the league in blocks per game ... recorded 37 games with 10+ points, 36 games with 10+ rebounds and a team-leading 26 double-doubles (his numbers in those three categories for his first two seasons combined were 12, 4 and 2, respectively) ... finished the season with 201 blocks – just the fourth 200-block season in Bucks history and the first since Elmore Smith in 1975-76 ... had a string of 40 consecutive games with at least one blocked shot from 11/28 – 3/4, the longest streak by a Buck in the last 25 years ... posted his first career triple-double with 10 points, 12 rebounds and a franchise-record-tying 10 blocks at MIN on 11/30, joining Kareem Abdul-Jabbar as the only players in Bucks history with a 10-block game ... beginning with the 10 blocks at MIN, swatted 22 shots over a three-game stretch from 11/30 – 12/3 which stands as the most blocks in a three-game span in Bucks history ... blocked four or more shots in five consecutive games from 1/2-9, which was the longest such streak since Abdul-Jabbar had a five-game streak in 1973 ... grabbed a career-high 20 rebounds in a Bucks win at BOS on 12/21 ... scored 10+ points in a career-best eight consecutive games from 1/2 – 3/2, while also posting separate streaks of five and six games in double figures (after never posting two consecutive games with 10+ points previously) ... posted his first career 20-point game with 21 points on 3/28 vs. the LAL, and followed it up with a career-high 24 points vs. CHA on 4/1 ... missed 11 games during the season due to injury.

2011-12: Averaged 3.6 points, 3.1 rebounds and 1.46 blocks in 52 games (no starts) during his second season ... led the Bucks in blocks a team-high 26 times despite averaging just 12.4 minutes per game ... posted 23 multi-block games on the season, third-most in the NBA by a reserve ... recorded three games with 10+ points, two games with 10+ rebounds and one double-double ... handed out a career-high 4 assists at SAC on 1/5 (since tied on 4/3/13 at MIN) ... posted his lone double-double of the season with 13 points and a season-high 12 rebounds vs. ORL on 2/20 ... tallied a season-high 14 points on 4/7 vs. Portland ... recorded a career-high 4 steals and a season-high five blocks vs. PHI on 4/25, becoming the first Bucks player in over 25 years to reach both of those numbers in a single game ... missed one game due to illness (2/10) and two due to an NBA suspension (4/21-23).

2010-11: Appeared in 60 games (12 starts) in his rookie season with averages of 4.3 points, 3.0 rebounds and 1.2 blocks in 14.5 minutes ... recorded a then-career-high 15 points on 7-10 shooting and 8 rebounds at ORL on 1/5 ... earned his first double-double on 12/1 at DEN, tallying 14 points and a career-high 10 rebounds, along with 8 blocks which was an NBA season-high at the time ... blocked 5 shots against PHI on 3/12 ... recorded 8 points, 10 rebounds and 2 blocks at DET on 11/26 ... recorded multiple blocks in 20 games ... scored in double figures in nine contests ... led the Bucks in blocks 19 times, steals four times and rebounds twice ... played two games (2/23-24) with the NBA Development League's Fort Wayne Mad Ants and averaged 10.5 points, 10.0 rebounds and 2.5 blocks ... missed one game on 2/2 due to illness and five games (2/8-2/12, 3/30) with back spasms ... had 13 DNP-CDs.

PLAYOFF HISTORY ... (4 games, 4 starts) ... **2013:** Started all four games for Milwaukee ... averaged 10.8 points, 8.3 rebounds ... recorded double-double vs. MIA on 4/25 with 16 points and 11 rebounds ... followed that performance with another 11 rebounds on 4/28, along with 3 blocks.

COLLEGE ... Team was 75-27 during his three seasons with two regular season CAA titles and one postseason CAA title ... two-time CAA Defensive Player of the Year ... **2009-10:** Averaged 14.4 points, 9.1 rebounds and 2.6 blocks ... First-Team CAA ... CAA's Defensive Player of the Year ... finished in the top five in the CAA in scoring, rebounding, blocked shots and field goal percentage ... tallied a career-high 31 points on 11-13 shooting in win over Hofstra ... had 14 double-doubles ... **2008-09:** Finished year averaging 11.3 points and 8.6 rebounds ... CAA's Defensive Player of the Year ... had 18 points and 20 rebounds in championship game of CAA Tournament against George Mason ... blocked 7 shots against South Dakota St. ... **2007-08:** Named to Colonial Athletic Association All-Rookie and All-Defensive Teams ... selected Mid-Major Freshman All-America by collegeinsider.com ... led CAA and ranked 11th nationally in blocked shots per game (3.0) ... appeared in all 32 games, including 16 starts ... blocked 95 shots, fourth-most in school history, as well as the most ever by a VCU freshman ... averaged 4.9 points and 5.2 rebounds in 16.6 minutes.

CAREER TRANSACTIONS ... Selected by the Milwaukee Bucks with the 15th overall pick in the 2010 NBA Draft on 6/24/10 ... signed with the Bucks on 7/8/10 ... signed contract extension with Milwaukee on 8/20/13.

PERSONAL ... Married to wife, Brittany, and the two of them have one son, Jasiah, and a daughter, Jynesis ... enjoys art and designs skateboard decks in his spare time ... received the Community Champion award from Boys & Girls Clubs of Greater Milwaukee in March of 2013 after donating a scoreboard to the gym of the Pieper-Hillside branch ... donated 500 backpacks filled with school supplies to Boys & Girls Club members in conjunction with his contract extension press conference in August of 2013 ... would like to become a coach one day ... enjoys movies and lists "The Sandlot" as one of his favorites ... enjoys music of all kinds ... has two older sisters ... would like to travel to Italy one day ... on Twitter as @LarrySanders.



NATE WOLTERS

#6

POSITION: GUARD

HEIGHT: 6-4

WEIGHT: 190

BIRTHDATE: 05/15/91

COLLEGE: SOUTH DAKOTA STATE

NBA EXPERIENCE: 2ND SEASON

DRAFTED: 2013

38TH OVERALL - WASHINGTON

CAREER HIGHLIGHTS

- First Buck to post a 10-assist game within his first five career appearances since Scott Skiles did so in 1986
- In his rookie year, ranked 6th in the NBA in assist-to-turnover ratio (3.28-to-1) at the time of his season-ending hand injury
- The first Summit League player to ever earn AP All-American honors as he was named to the Third Team in 2013
- One of four NCAA Division I men's basketball players in history to complete his career with at least 2,000 points, 600 rebounds and 600 assists
- Only the third player to average 20 points, 5 assists and 5 rebounds in two individual seasons since the NCAA started keeping assists as an official stat in 1983-84
- Scored in double figures in 72 games in a row, and in all but 13 of his 128 games at SDSU (11 of which were in his freshman year and two in his sophomore season)

NBA REGULAR SEASON STATISTICS

Season	G	GS	MIN	FG-A	PCT	3FG-A	PCT	FT-A	PCT	OR-DR-TR	AST	STL	TO	BLK	PTS	RPG	APG	PPG					
2013-14 MIL	58	31	1309	170	389	.437	18	62	.290	59	90	.656	33	116	149	187	35	57	15	417	2.6	3.2	7.2
TOTALS	58	31	1309	170	389	.437	18	62	.290	59	90	.656	33	116	149	187	35	57	15	417	2.6	3.2	7.2

COLLEGE STATISTICS

Season	G	MIN	FG-A	PCT	3FG-A	PCT	FT-A	PCT	TR	AST	STL	TO	BLK	PTS	RPG	APG	PPG
09-10 SDSU	30	729	85-219	.388	20-55	.364	113-136	.831	102	86	35	62	8	303	3.4	2.9	10.1
10-11 SDSU	31	1029	201-449	.448	42-103	.408	160-201	.796	142	188	41	69	7	604	4.6	6.1	19.5
11-12 SDSU	34	1216	250-558	.448	33-137	.241	188-240	.783	174	202	59	75	2	721	5.1	5.9	21.2
12-13 SDSU	33	1256	242-499	.485	64-169	.379	187-230	.813	184	193	57	77	4	735	5.6	5.8	22.3
TOTALS	128	4230	778-1725	.451	159-464	.343	648-807	.803	602	669	192	283	21	2363	4.7	5.2	18.5

NBA CAREER HIGHS

MIN	FGM	FGA	3FGM	FTM	FTA	REBS	ASTS	STLS	BS	PTS
41	9	15 [2]	2 [4]	5 [2]	5 [4]	8	10	3 [2]	2 [2]	19
1/31/14	2/8/14	2/8/14	3/15/14	1/29/14	1/29/14	11/6/13	11/2/13	12/21/13	2/12/14	2/8/14
at ORL	vs. HOU	vs. HOU	at NYK	vs. PHX	vs. PHX	vs. CLE	vs. TOR	vs. PHI	vs. NOP	vs. HOU

2013-14 SEASON HIGHLIGHTS ... Appeared in 58 games during his rookie season before suffering a fractured left hand on 3/20 at GSW ... missed the final 13 games of the season with the injury ... posted averages of 7.2 points, 2.6 rebounds and 3.2 assists in 22.6 minutes per game ... ranked among the league's leaders in assist-to-turnover ratio (6th, 3.28; 187:57) before his injury ... saw first NBA action in the season opener at NYK on 10/30 and played 30 minutes, making him one of five Bucks (and the only one drafted in the second round) since 1985 to play at least 30 minutes in the first game of his career ... made first NBA start in the Bucks' second game on 11/2 vs. TOR and recorded 7 points and 10 assists, becoming the first Buck to record 10+ assists within his first five career games since Scott Skiles dished 11 in his fifth career game on 11/28/86 ... grabbed a season-high 8 rebounds on 11/6 vs. CLE ... played a season-high 41 minutes at ORL on 1/31 and dished 9 assists with no turnovers ... scored a season-high 19 points on 2/8 vs. HOU ... shot 45.5% (15-33) from beyond the arc from 2/1 through the end of the season ... scored in double figures in 12 games overall, while leading the team in assists 13 times and in steals on 11 occasions.

PRO CAREER ... **2014 NBA Summer League:** Saw time in five games (five starts) and averaged 8.4 points, 3.0 rebounds and 1.6 assists in 22.3 minutes ... shot 44.7% from the field ... recorded Summer League highs of 16 points and four assists against the Suns on 7/13.

2013 NBA Summer League: Played in five games (one start) and averaged 9.4 points, 3.2 rebounds and 2.8 assists in 23.4 minutes per game ... shot 40.9% from the field.

COLLEGE ... Left SDSU with several notable career achievements: one of four NCAA Division I men's basketball players in history to complete his career with at least 2,000 points, 600 rebounds and 600 assists; the third player to average 20 points, five assists and five rebounds in two individual seasons since the NCAA started keeping assists as an official stat in 1983-84; scored in double figures in 72 games in a row, and in all but 13 of his 128 games at SDSU, 11 of which were in his freshman year and two in his sophomore season ... holds SDSU records for career scoring (2,363), assists (669) and free throws made (648) ... **2011-12:** Played in 34 games for South Dakota State and averaged 22.3 points, 5.1 rebounds and 5.9 assists ... recognized as a Lou Henson All-American, AP All-American Honorable Mention, Summit League Championships MVP, All-Summit League First Team and Academic All-Summit League ... **2010-11:** Completed his sophomore season playing in 31 games with averages of 19.5 points, 4.6 rebounds and a career-high 6.1 assists per game ... named to the All-Summit League First Team and Summit League Championships All-Tournament Team ... **2009-10:** Named to the Summit League All-Newcomer Team after averaging 10.1 points, 3.4 rebounds and 2.9 assists in 30 games as a freshman.

HIGH SCHOOL ... Attended St. Cloud Tech High School in St. Cloud, Minn. ... led the Tigers to a Central Lakes Conference championship and a Class 4A Section 8 Championship his senior season, and a third place finish at the 4A State Tournament in both his junior and senior years ... finished his career at St. Cloud Tech as the all-time leading scorer in school history with 1,767 points ... averaged 24.3 points and 6.4 rebounds as a senior, 19.6 points and 6.5 rebounds as a junior, and 13.8 points and 3.3 rebounds as a sophomore ... three-time all-conference selection, three-time team MVP and two-time St. Cloud Times All-Area Player of the Year ... named to the St. Paul Pioneer Press all-state first team, and earned Associated Press all-state second-team honors following his senior season.

CAREER TRANSACTIONS ... Originally selected by the Washington Wizards with the 38th overall pick in the 2013 NBA Draft on 6/27/13; his rights were subsequently acquired by Philadelphia before being moved to Milwaukee in exchange for the draft rights to Ricky Ledo (the 43rd overall pick in the draft) and a future second round pick to the Sixers ... signed his first NBA contract with Milwaukee on 8/1/13.

PERSONAL ... Son of Bonnie and Roger ... has two older sisters, Sara and Kristen ... attended St. Cloud Tech High School in St. Cloud, Minn. ... in addition to his four varsity letters in basketball, Wolters earned four varsity letters in tennis and was named all-conference honorable mention twice ... continues to play tennis and also likes to golf when not on the basketball court ... lists pasta as his favorite food ... enjoys playing all the sports video games on his PS3 ... favorite movies include "Shawshank Redemption" and "Gran Torino" ... favorite TV show is "King of Queens" ... would like to travel to Europe ... interested in one day coaching basketball ... completed his degree in history after the 2013-14 season ... on Twitter as @NateWolters.



CHRIS WRIGHT
#15

POSITION: FORWARD
HEIGHT: 6-8
WEIGHT: 225
BIRTHDATE: 09/30/88
COLLEGE: DAYTON
NBA EXPERIENCE: 3RD SEASON
UNDRAFTED

CAREER HIGHLIGHTS

- Two-time NBA D-League All-Star
- Scored a career-high 25 points on 11-for-14 shooting for the Golden State Warriors on 4/26/12 vs. SAS

NBA REGULAR SEASON STATISTICS

Season	G	GS	MIN	FG-A	PCT	3FG-A	PCT	FT-A	PCT	OR-DR-TR	AST	STL	TO	BLK	PTS	RPG	APG	PPG				
2011-12 GSW	24	1	186	23	45	.511	0-0	---	24	31	.774	19	26	45	4	7	8	13	70	1.9	0.2	2.9
2013-14 MIL	8	0	126	21	35	.600	0-1	.000	6	15	.400	10	10	20	5	7	5	5	48	2.5	0.6	6.0
TOTALS	32	1	312	44	80	.550	0-1	.000	30	46	.652	29	36	65	9	14	13	18	118	2.0	0.3	3.7

NBA CAREER HIGHS

MIN	FGM	FGA	3FGM	FTM	FTA	REBS	ASTS	STLS	BS	PTS
46	11	14	---	5	7	8	3	3	4	25
4/26/12	4/26/12	4/26/12	---	2/28/12	2/28/12	4/26/12	3/23/14	4/5/14	2/28/12	4/26/12
vs. SAS	vs. SAS	vs. SAS	---	at IND	at IND	vs. SAS	at SAC	vs. TOR	at IND	vs. SAS

2013-14 SEASON HIGHLIGHTS ... Appeared in eight games for the Bucks and averaged 6.0 points, 2.5 rebounds, 0.6 assists and 0.6 blocks in 15.8 minutes per game ... shot 60.0% from the field ... recorded a season-high 14 points vs. CLE on 4/11 ... also appeared in 41 contests for the Maine Red Claws of the NBA D-League ... averaged 19.8 points (13th in the D-League), 8.1 rebounds, 2.3 assists and 1.4 blocks in 35.3 minutes per game ... shot 47.3% from the field ... notched 13 double-doubles ... earned his second appearance in the D-League All-Star Game.

PRO CAREER ... **2014 NBA Summer League:** Saw time in five games (one start) and averaged 7.6 points, 4.2 rebounds and 0.4 assists in 19.5 minutes ... scored Summer League high of 16 points against the Warriors on 7/18.

2012-13: Appeared in 39 games for the Maine Red Claws ... averaged 18.3 points, 9.2 rebounds, 2.0 assists and 1.5 blocks in 35.1 minutes per game ... shot 51.4% from the field ... earned his first appearance in the D-League All-Star Game.

2011-12: Appeared in 24 games for the Golden State Warriors ... averaged 2.9 points, 1.9 rebounds, 0.2 assists and 0.5 blocks in 7.8 minutes per game ... shot 51.1% from the field ... recorded a career-high 25 points on 11-for-14 shooting vs. SAS on 4/26 ... also appeared in four contests for the Maine Red Claws, averaging 17.0 points, 10.8 rebounds, 0.5 assists and 1.5 blocks in 31.3 minutes per game ... shot 47.5% from the field ... appeared in nine games for the Dakota Wizards, averaging 18.2 points, 8.0 rebounds, 1.1 assists and 1.3 blocks in 29.0 minutes per game ... shot 62.8% from the field.

COLLEGE ... Appeared in 123 career collegiate games while making 116 starts in his four-year career at Dayton (2007-11) ... averaged 13.0 points, 7.2 rebounds, 1.2 assists and 1.3 blocks in 28.7 minutes per game ... holds school records for dunks (177) and blocked shots (162) in a career ... named to the All-Atlantic 10 Team three times.

CAREER TRANSACTIONS ... Not drafted in the 2011 NBA Draft ... signed with the Golden State Warriors on 12/10/11 ... signed with the Raptors on 9/21/12 ... waived by Raptors on 10/22/12 ... signed with the Raptors on 9/19/13 ... waived by Raptors on 10/26/13 ... signed a 10-day contract with Milwaukee Bucks on 3/14/14 ... signed a second 10-day contract with Bucks on 4/5/14 ... signed a multi-year deal with Milwaukee on 4/15/14.

PERSONAL ... Full name is Charles Christian Wright ... son of Ernestine Grigsby ... has seven siblings, Willie, Demetrius, Mark, Charelle, Nicki, Nicholas and Bam ... hails from Trotwood, Ohio ... majored in general studies while at the University of Dayton ... was the second member of his family to attend UD, following in the footsteps of his uncle J.D. Grigsby, who played for the Flyers from 1971-73 ... nicknames in college included Flyght and C-Dub ... possesses a 43-inch vertical ... considered by many to be the "greatest above-the-rim player" in Dayton history ... on Twitter as @flyght33wright.

MILWAUKEE BUCKS 2013-14 SEASON



2013-14 MILWAUKEE BUCKS



BACK ROW: Equipment Manager Jay Namoc, Strength and Conditioning Coach Robert Hackett, Video Coordinator Cody Ross, Assistant Coach Bob Bender, Assistant Coach Jim Clemons, Assistant Coach Nick Van Exel, Assistant Coach Josh Oppenheimer, Head Athletic Trainer Scott Barthlama, Director of Physical Therapy/Athletic Trainer Chris McKenzie, Assistant Coach Scott Williams. **MIDDLE ROW:** General Manager John Hammond, President Herb Kohl, Nate Wolters, Ramon Sessions, Carlos Delfino, Khrist Middleton, O.J. Mayo, Brandon Knight, Head Coach Larry Drew. **FRONT ROW:** Jeff Adrien, Ersan Ilyasova, Giannis Antetokounmpo, John Henson, Zaza Pachulia, Miroslav Raduljica, Larry Sanders, Ekpe Udoh, Chris Wright.

SEASON NOTES

- Milwaukee's 15 wins, 10 home wins and five road wins were all franchise lows as the Bucks struggled through an injury-plagued season.
- The Bucks lost 277 player games due to injury or illness during the season, with the projected Opening Night starting lineup failing to log a single minute of court time together.
- Players aged 26 or under logged nearly 75 percent of the available minutes for the Bucks on the year.
- Ramon Sessions, acquired by the Bucks midseason in a trade with Charlotte, appeared in 83 total games for the season. Sessions became just the 40th player in NBA history to appear in more than 82 games, and the first to accomplish the feat since Jarrett Jack logged 83 games in 2010-11.
- John Henson recorded multiple streaks of 15+ games with at least one blocked shot during the year. His 21-game run with at least one block from Dec. 13 through Feb. 22 was the fourth-longest in the league for the season.
- Brandon Knight led the Bucks in both total points and total assists for the season, joining Brandon Jennings as the only players in franchise history to lead the team in both categories during their inaugural seasons with the franchise.
- Giannis Antetokounmpo appeared in both the BBVA Compass Rising Stars Challenge and Taco Bell Skills Challenge during NBA All-Star Weekend in New Orleans. The 19-year-old also became the youngest Buck ever to start a game for Milwaukee when he earned his first starting nod on Dec. 18 vs. New York.

BUCKS 2013-14 SEASON STATISTICS

PLAYER	G-GS	MIN	FG	FGA	PCT	3FG	3FGA	PCT	FT	FTA	PCT	OR	DR	TR	AST	PF	DQ	STL	TO	BLK	PTS	AVG
Knight	72-69	2400	461	1092	.422	110	338	.325	259	323	.802	46	209	255	352	146	1	69	188	17	1291	17.9
Sessions [TOT]	83-19	2214	330	769	.429	35	124	.282	326	404	.807	38	165	203	340	90	0	49	148	9	1021	12.3
Sessions [MIL]	28-12	909	140	304	.461	20	56	.357	143	170	.841	16	70	86	134	40	0	16	55	3	443	15.8
Middleton	82-64	2460	376	854	.440	120	290	.414	118	137	.861	60	250	310	169	243	4	83	123	20	990	12.1
Mayo	52-23	1346	224	550	.407	84	227	.370	76	88	.864	24	100	124	113	111	0	28	95	13	608	11.7
Ilyasova	55-47	1478	237	579	.409	37	131	.282	107	130	.823	107	235	342	72	135	1	46	61	8	618	11.2
Henson	70-23	1856	344	639	.538	0	1	.000	91	177	.514	171	326	497	113	185	0	41	114	116	779	11.1
Butler	34-13	821	137	354	.387	53	147	.361	47	56	.839	16	142	158	56	64	0	23	52	11	374	11.0
Neal	30-2	607	108	277	.390	40	111	.360	45	54	.833	8	42	50	46	26	0	7	39	0	301	10.0
Sanders	23-20	584	76	162	.469	0	1	.000	26	55	.473	60	105	165	19	74	3	18	26	40	178	7.7
Pachulia	53-43	1325	149	349	.427	0	1	.000	110	130	.846	141	192	333	136	124	0	45	92	14	408	7.7
Wolters	58-31	1309	170	389	.437	18	62	.290	59	90	.656	33	116	149	187	67	0	35	57	15	417	7.2
Adrien [TOT]	53-12	962	143	275	.520	0	0	---	76	119	.639	102	204	306	38	108	0	24	39	36	362	6.8
Adrien [MIL]	28-12	705	121	235	.515	0	0	---	63	94	.670	69	149	218	31	73	0	17	31	21	305	10.9
Antetokounmpo	77-23	1897	173	418	.414	41	118	.347	138	202	.683	78	261	339	150	173	2	60	122	61	525	6.8
Wright	8-0	126	21	35	.600	0	1	.000	6	15	.400	10	10	20	5	17	0	7	5	5	48	6.0
Ridnour	36-12	763	84	219	.384	25	68	.368	13	19	.684	15	47	62	122	55	0	23	46	2	206	5.7
Raduljica	48-2	465	68	126	.540	0	0	---	45	55	.818	54	54	108	23	84	0	7	28	13	181	3.8
Udoh	42-14	804	57	143	.399	0	0	---	30	47	.638	61	87	148	31	96	0	15	38	44	144	3.4
Stephens	3-0	15	3	7	.429	0	0	---	1	1	1.000	1	4	5	0	0	0	0	0	0	7	2.3
Mitchell	3-0	10	3	5	.600	0	1	.000	0	0	---	1	0	1	1	0	0	1	0	0	6	2.0
BUCKS	82	19880	2952	6737	.438	548	1553	.353	1377	1843	.747	971	2399	3370	1760	1713	11	541	1238	403	7829	95.5
OPPONENTS	82	19880	3146	6722	.468	697	1826	.382	1511	2011	.751	961	2608	3569	1870	1690	7	640	1158	413	8500	103.7

GAME-BY-GAME RESULTS

Gm	Date	Opponent	W-L	Score	Record	Bucks High Scorer	Opp. High Scorer	Atten.
1	10/30	@ New York	L	83-90	0-1	Neal, 16	Anthony, 19	19,812
2	11/1	@ Boston	W	105-98	1-1	Pachulia, 20	Bass, 17	18,624
3	11/2	Toronto	L	90-97	1-2	Mayo, 16	Gay, 18	16,046
4	11/6	Cleveland	W	109-104	2-2	Mayo, 28	Irving, 29	14,340
5	11/9	Dallas	L	83-91	2-3	Mayo, 28	Ellis, 18	16,448
6	11/12	@ Miami	L	95-118	2-4	Henson/Neal, 18	James, 33	19,600
7	11/13	@ Orlando	L	91-94	2-5	Mayo, 25	Afflalo, 36	13,588
8	11/15	@ Indiana	L	77-104	2-6	Mayo, 20	Hibbert, 24	16,202
9	11/16	Oklahoma City	L	79-92	2-7	Mayo, 22	Westbrook, 26	15,984
10	11/20	Portland	L	82-91	2-8	Ridnour, 13	Aldridge, 21	11,789
11	11/22	@ Philadelphia	L	107-115 (OT)	2-9	Butler, 38	Turner, 27	13,588
12	11/23	Charlotte	L	72-96	2-10	Middleton, 20	Jefferson, 19	14,871
13	11/25	@ Detroit	L	94-113	2-11	Henson, 15	Stuckey, 17	12,150
14	11/27	Washington	L	92-100 (OT)	2-12	Mayo, 21	Gortat, 25	11,584
15	11/29	@ Charlotte	L	76-92	2-13	Knight, 17	Jefferson, 23	15,081
16	11/30	Boston	W	92-85	3-13	Mayo, 22	Sullinger, 21	15,471
17	12/3	@ Boston	L	100-108	3-14	Mayo, 19	Crawford, 25	16,649
18	12/4	Detroit	L	98-105	3-15	Ilyasova, 22	Drummond, 24	12,835
19	12/6	@ Washington	W	109-105 (OT)	4-15	Middleton, 29	Wall, 30	18,194
20	12/7	Brooklyn	L	82-90	4-16	Mayo, 22	Lopez, 32	14,963
21	12/10	@ Chicago	W	78-74	5-16	Henson, 25	Dunleavy, 24	21,303
22	12/11	San Antonio	L	77-109	5-17	Walters, 18	Duncan, 21	11,087
23	12/13	Chicago	L	90-91	5-18	Neal, 17	Noah, 21	15,219
24	12/14	@ Dallas	L	93-106	5-19	Henson, 18	Wright, 19	19,973
25	12/18	New York	L	101-107 (2OT)	5-20	Knight, 36	Anthony, 29	11,869
26	12/20	@ Cleveland	L	111-114 (OT)	5-21	Mayo, 20	Irving, 39	19,058
27	12/21	Philadelphia	W	116-106	6-21	Middleton, 27	Young, 30	14,541
28	12/23	@ Charlotte	L	110-111 (OT)	6-22	Knight, 26	Jefferson, 26	13,534
29	12/27	@ Brooklyn	L	93-104	6-23	Antetokounmpo, 16	Livingston, 20	17,732
30	12/28	Minnesota	L	95-117	6-24	Middleton, 23	Love, 33	14,971
31	12/31	@ L.A. Lakers	W	94-79	7-24	Knight, 37	Gasol/Young, 25	18,997
32	1/2	@ Utah	L	87-96	7-25	Sanders, 16	Hayward, 22	16,012
33	1/4	@ Phoenix	L	100-116	7-26	Knight, 25	Green, 24	14,344
34	1/7	Golden State	L	80-101	7-27	Ilyasova, 20	Lee, 22	11,739
35	1/10	Chicago	L	72-81	7-28	Mayo, 16	Boozier, 19	15,148
36	1/11	@ Oklahoma City	L	85-101	7-29	Mayo/Ridnour, 16	Durant, 33	18,203
37	1/13	@ Toronto	L	94-116	7-30	Ilyasova, 29	Lowry, 23	15,819
38	1/15	Memphis	L	77-82	7-31	Knight, 27	Conley/Johnson, 15	11,379
39	1/18	@ Houston	L	104-114	7-32	Knight, 26	Jones, 36	18,082
40	1/19	@ San Antonio	L	82-110	7-33	Knight, 21	Mills, 20	18,096
41	1/22	Detroit	W	104-101	8-33	Butler, 30	Jennings, 30	11,266
42	1/24	@ Cleveland	L	78-93	8-34	Middleton, 13	Varejao, 16	17,147
43	1/25	Atlanta	L	87-112	8-35	Knight, 27	Millsap, 20	15,879
44	1/27	L.A. Clippers	L	86-114	8-36	Ilyasova, 16	Crawford, 25	11,126
45	1/29	Phoenix	L	117-126	8-37	Ilyasova, 27	Dragic, 30	11,175
46	1/31	@ Orlando	L	102-113	8-38	Butler, 20	Afflalo, 21	17,292
47	2/1	@ Memphis	L	90-99	8-39	Knight, 23	Randolph, 23	17,017
48	2/3	New York	W	101-98	9-39	Knight, 25	Anthony, 36	11,147
49	2/5	@ Denver	L	100-110	9-40	Middleton/Sanders, 25	Chandler, 24	15,122
50	2/8	Houston	L	95-101	9-41	Knight, 23	Howard, 27	15,923
51	2/10	Boston	L	86-102	9-42	Knight, 22	Green, 29	11,016
52	2/12	New Orleans	L	98-102	9-43	Knight, 22	Gordon, 21	11,012
53	2/18	Orlando	W	104-100	10-43	Butler, 21	Afflalo, 21	11,106
54	2/20	Denver	L	90-101	10-44	Butler, 17	Fariel, 26	11,186
55	2/22	Indiana	L	100-110	10-45	Knight, 30	George, 32	17,165
56	2/24	@ Philadelphia	W	130-110	11-45	Mayo, 25	Young, 28	12,216
57	2/27	@ Indiana	L	96-101	11-46	Knight, 23	Hibbert, 24	17,892
58	3/1	Brooklyn	L	98-107	11-47	Middleton/Sessions, 16	Thornton, 25	14,081
59	3/3	Utah	W	114-88	12-47	Ilyasova, 31	Kanter, 27	10,022
60	3/5	Sacramento	L	102-116	12-48	Knight, 25	Thomas, 25	11,079
61	3/7	@ New Orleans	L	104-112	12-49	Middleton, 25	Davis, 29	16,061
62	3/8	Washington	L	107-114	12-50	Knight, 25	Ariza, 28	14,839
63	3/10	Orlando	W	105-98	13-50	Knight, 24	Harkless, 14	10,114
64	3/11	@ Minnesota	L	101-112	13-51	Knight, 21	Love, 27	12,473
65	3/13	@ Atlanta	L	97-102	13-52	Ilyasova, 22	Teague, 22	12,554
66	3/15	@ New York	L	94-115	13-53	Walters, 15	Anthony, 23	19,812
67	3/16	Charlotte	L	92-101	13-54	Knight, 21	Walker, 21	14,536
68	3/18	@ Portland	L	115-120 (OT)	13-55	Knight, 24	Matthews, 26	19,572
69	3/20	@ Golden State	L	110-115	13-56	Knight, 27	Curry, 31	19,596
70	3/23	@ Sacramento	L	107-124	13-57	Mayo, 21	Cousins, 32	16,341
71	3/24	@ L.A. Clippers	L	98-106	13-58	Sessions, 28	Griffin, 27	19,060
72	3/27	L.A. Lakers	W	108-105	14-58	Knight, 30	Hill, 28	15,439
73	3/29	Miami	L	67-88	14-59	Sessions, 15	Bosh, 14	17,986
74	3/31	@ Detroit	L	111-116	14-60	Knight, 25	Monroe, 28	13,062
75	4/2	@ Miami	L	77-96	14-61	Sessions, 19	James, 17	19,609
76	4/4	@ Chicago	L	90-102	14-62	Knight, 22	Butler/Hinrich, 17	21,996
77	4/5	Toronto	L	98-102	14-63	Henson, 23	Vasquez, 26	16,310
78	4/9	Indiana	L	102-104	14-64	Knight, 25	Scola, 24	13,139
79	4/11	Cleveland	W	119-116	15-64	Knight, 24	Walters, 23	13,126
80	4/12	@ Washington	L	91-104	15-65	Middleton/Sessions, 20	Beal, 26	17,278
81	4/14	@ Toronto	L	100-110	15-66	Sessions, 21	Vasquez, 25	18,821
82	4/16	Atlanta	L	103-111	15-67	Knight, 31	Scott, 17	13,111

GENERAL
INFO

FRONT
OFFICE

PLAYERS

2013-14
SEASON

STATS &
RECORDS

HISTORY

NBA

OPPONENTS

MEDIA

2013-14 SEASON AT A GLANCE

BUCKS VS. NBA

Home/Road by Division/Conference

	TOTAL	HOME	ROAD	OVERTIME
Atlantic	5-13	3-6	2-7	0-2
Central	4-12	3-5	1-7	0-1
Southeast	3-15	2-7	1-8	1-2
Eastern	12-40	8-18	4-22	1-5
Southwest	0-10	0-5	0-5	---
Northwest	1-9	1-4	0-5	0-1
Pacific	2-8	1-4	1-4	---
Western	3-27	2-13	1-14	0-1

Record by Team

ATLANTIC	5-13	CENTRAL	4-12	SOUTHEAST	3-15
Boston	2-2	Chicago	1-3	Atlanta	0-3
Brooklyn	0-3	Cleveland	2-2	Charlotte	0-4
New York	1-3	Detroit	1-3	Miami	0-3
Philadelphia	2-1	Indiana	0-4	Orlando	2-2
Toronto	0-4			Washington	1-3
SOUTHWEST	0-10	NORTHWEST	1-9	PACIFIC	2-8
Dallas	0-2	Denver	0-2	Golden State	0-2
Houston	0-2	Minnesota	0-2	L.A. Clippers	0-2
Memphis	0-2	Okl. City	0-2	L.A. Lakers	2-0
New Orleans	0-2	Portland	0-2	Phoenix	0-2
San Antonio	0-2	Utah	1-1	Sacramento	0-2

QUARTER SCORING

Bucks

	1st	2nd	3rd	4th	OT	2OT
High	39	43	40	38	17	7
Low	10 (2)	13	12	12	5 (2)	7

Opponents

	1st	2nd	3rd	4th	OT	2OT
High	39	39	39 (2)	39	22	13
Low	12	13	10	12	3	13

ATTENDANCE

41 home games

552,067 (13,465 average) 0 sellouts (18,717 capacity)

41 road games

697,562 (17,014 average)

BUCKS RECORD WHEN ...

They shoot .500 +	6-5
They shoot .450 - .499	4-14
They shoot .449 or less	5-48
They score 100+	12-22
They score 90-99	2-24
They score 89 or less	1-21
They have = or more rebounds	10-24
They have = or more assists	10-24
They have = or more steals	7-27
They have = or more turnovers	8-46
They have = or higher FG%	12-16
Ahead or tied after 1st Q	9-16
Ahead or tied at the half	10-17
Ahead or tied after 3rd Q	11-9
They score 30+ in 1st Q	5-7
They score 50+ in 1st H	10-24

RECORD BY MONTH

	OVERALL	HOME	ROAD
October/November	3-13	2-6	1-7
December	4-11	1-6	3-5
January	1-14	1-6	0-8
February	3-8	2-5	1-3
March	3-14	3-5	0-9
April	1-7	1-3	0-4
Total	15-67	10-31	5-36

RECORD BY DAY OF THE WEEK

	OVERALL	HOME	ROAD
Sunday	0-3	0-1	0-2
Monday	4-8	3-2	1-6
Tuesday	3-6	1-2	2-4
Wednesday	2-15	2-11	0-4
Thursday	1-4	1-0	0-4
Friday	3-11	1-2	2-9
Saturday	2-20	2-13	0-7

GAME LEADERSHIPS

	SCORING			REB			AST			DBL			TEAM LEADER/TIES				
	10+	20+	30+	10+	10+	10+	10+	10+	10+	10+	10+	10+	PTS	RB	AST	ST	BK
Adrien	16	2	-	8	-	4	-	15	-	3	8						
Antetokounmpo	23	-	-	2	-	2	1	7	5	19	22						
Butler	18	6	2	2	-	2	5	5	-	3	1						
Delfino	-	-	-	-	-	-	-	-	-	-	-						
Henson	45	4	-	13	-	11	6	22	1	11	40						
Ilyasova	31	7	1	11	-	8	7	16	-	12	4						
Knight	60	33	5	2	2	4	29	2	37	25	6						
Mayo	25	12	-	-	-	-	15	2	3	6	3						
Middleton	52	12	-	-	-	-	9	4	3	24	4						
Mitchell	-	-	-	-	-	-	-	-	-	-	-						
Neal	15	1	-	-	-	-	3	-	2	2	-						
Pachulia	16	1	-	7	1	4	1	14	7	10	5						
Raduljica	5	-	-	-	-	-	-	1	-	1	4						
Ridnour	8	-	-	-	-	-	2	-	12	5	-						
Sanders	9	1	-	5	-	2	2	7	1	3	13						
Sessions	24	8	-	-	2	2	6	-	12	3	1						
Stephens	-	-	-	-	-	-	-	-	-	-	-						
Udoh	3	-	-	2	-	1	-	2	-	1	12						
Wolters	12	-	-	-	1	-	2	-	13	11	3						
Wright	1	-	-	-	-	-	-	-	-	-	3	1					

Opp. shoot .500 +	1-25
Opp. shoot .450 - .499	4-20
Opp. shoots .449 or less	10-22
Opp. scores 100+	8-50
Opp. scores 90-99	3-14
Opp. scores 89 or less	4-3
Opp. have more rebounds	5-43
Opp. has more assists	5-43
Opp. has more steals	8-40
Opp. has more turnovers	7-21
Opp. has a higher FG%	3-51
They are behind after 1st Q	6-51
They are behind at the half	5-50
They are behind after 3rd Q	4-58
Opp. scores 30+ in 1st Q	3-23
Opp. scores 50+ in 1st H	6-45

MARGINS OF VICTORY/DEFEAT

	1	2	3	4	5	6	7	8	9	10	11	12	13	14	15	16	17	18	19	20
Won By	-	-	4	3	1	-	3	-	-	1	-	-	-	1	-	-	-	-	-	1
Lost By	2	1	2	2	6	2	4	8	7	4	4	1	3	1	1	4	1	-	2	-
	21	22	23	24	25	26	27	28	29	30	31	32	33	34	35	36	37	38	39	40
Won By	-	-	-	-	-	1	-	-	-	-	-	-	-	-	-	-	-	-	-	-
Lost By	3	2	1	1	1	-	1	2	-	-	-	1	-	-	-	-	-	-	-	-

TRANSACTIONS

- 06/28/13: Acquired the draft rights to Nate Wolters, the 38th pick in the 2013 NBA Draft by Washington. Wolter's rights were acquired by Philadelphia before being moved to Milwaukee. To complete the deal, the Bucks sent the draft rights to Ricky Ledo (43rd overall pick) and a future second round pick to the 76ers.
- 07/10/13: Acquired two second-round picks as part of a three-team deal: Milwaukee re-signed J.J. Redick and dealt him to the L.A. Clippers, who sent Eric Bledsoe and Caron Butler to the Suns in exchange for Jared Dudley. Both Los Angeles (2015 or 2016 with protections; 2017 unprotected) and Phoenix (2014 from Toronto) sent future second-round picks to Milwaukee to complete the deal.
- 07/11/13: Acquired Luke Ridnour from Minnesota as part of a three-team deal. The Bucks also received a 2014 second round draft pick from the Timberwolves, as well as cash considerations from the Thunder. Oklahoma City signed/traded Kevin Martin to Minnesota with cash considerations. Milwaukee sent draft rights to 2003 second round pick Szymon Szewczyk to Oklahoma City.
- 07/12/13: Signed free agent O.J. Mayo. In a separate transaction, traded Luc Mbah a Moute to Sacramento for a 2016 second-round pick and future considerations from the Kings.
- 07/16/13: Drew Gooden was designated as Milwaukee's amnesty player as allowed by the Collective Bargaining Agreement.
- 07/17/13: Signed free agents Carlos Delfino and Zaza Pachulia.
- 07/25/13: Requested waivers on Gustavo Ayón.
- 07/26/13: Signed free agent Miroslav Raduljica.
- 07/30/13: Signed 2013 first round pick Giannis Antetokounmpo. Milwaukee also signed free agent Gary Neal.
- 07/31/13: Acquired Brandon Knight, Khris Middleton and Viacheslav Kravtsov from Detroit in exchange for Brandon Jennings.
- 08/01/13: Signed second round pick Nate Wolters.
- 08/20/13: Signed Larry Sanders to a contract extension.
- 08/29/13: Acquired Caron Butler from the Phoenix Suns in exchange for Viacheslav Kravtsov and Ish Smith.
- 09/30/13: Signed free agents Junior Cadougan, Olek Czyz, Stephen Graham and Trey McKinney Jones. Released Cadougan due to visa issues.
- 10/26/13: Released Czyz, Graham and McKinney Jones.
- 02/20/14: Traded Gary Neal and Luke Ridnour to Charlotte for Jeff Adrien and Ramon Sessions.
- 02/27/14: Waived Caron Butler.
- 03/04/14: Signed free agent Tony Mitchell to a 10-day contract.
- 03/14/14: Signed Chris Wright to a 10-day contract.
- 03/26/14: Signed D.J. Stephens to a 10-day contract.
- 04/05/14: Signed Chris Wright to a 10-day contract.
- 04/15/14: Signed Chris Wright to a multi-year contract.

STARTING LINEUPS

Starting Lineup Combinations	Record	PCT	Starting Lineup Combinations	Record	PCT
Knight, Mayo, Middleton, Butler, Sanders	0-1	.000	Knight, Wolters, Middleton, Ilyasova, Pachulia	4-10	.286
Neal, Mayo, Butler, Ilyasova, Sanders	1-0	1.000	Wolters, Middleton, Butler, Ilyasova, Pachulia	0-1	.000
Wolters, Neal, Butler, Ilyasova, Sanders	0-1	.000	Knight, Antetokounmpo, Middleton, Ilyasova, Pachulia	0-1	.000
Wolters, Mayo, Butler, Henson, Pachulia	1-1	.500	Knight, Sessions, Middleton, Adrien, Pachulia	2-9	.182
Wolters, Mayo, Middleton, Butler, Pachulia	0-1	.000	Antetokounmpo, Sessions, Middleton, Adrien, Pachulia	0-1	.000
Wolters, Mayo, Middleton, Butler, Udoh	0-1	.000			
Wolters, Mayo, Middleton, Udoh, Pachulia	0-2	.000			
Ridnour, Mayo, Butler, Udoh, Pachulia	0-1	.000			
Ridnour, Mayo, Butler, Ilyasova, Pachulia	0-2	.000			
Knight, Mayo, Middleton, Ilyasova, Pachulia	0-3	.000			
Knight, Mayo, Middleton, Udoh, Henson	2-5	.286			
Knight, Mayo, Middleton, Ilyasova, Henson	1-1	.500			
Knight, Antetokounmpo, Middleton, Ilyasova, Henson	0-4	.000			
Knight, Antetokounmpo, Middleton, Henson, Raduljica	0-1	.000			
Knight, Antetokounmpo, Middleton, Butler, Udoh	1-0	1.000			
Knight, Antetokounmpo, Middleton, Butler, Raduljica	0-1	.000			
Knight, Antetokounmpo, Middleton, Ilyasova, Sanders	0-3	.000			
Knight, Ridnour, Antetokounmpo, Ilyasova, Sanders	1-8	.111			
Knight, Antetokounmpo, Ilyasova, Henson, Udoh	1-1	.500			
Knight, Wolters, Middleton, Ilyasova, Sanders	1-3	.250			
Knight, Wolters, Middleton, Henson, Sanders	0-1	.000			
Knight, Wolters, Middleton, Henson, Pachulia	0-4	.000			

GAMES MISSED DUE TO INJURY/ILLNESS

Players	Date(s)	Gms	Injury	Players	Date(s)	Gms	Injury
Jeff Adrien	2/20	1	Trade pending	Larry Sanders	11/6-9	2	Right thumb sprain
Caron Butler	11/15-16	2	Left shoulder sprain		11/12-12/23	23	Post-surgery, right thumb
	11/29-12/20	12	Sore left knee		1/22, 27	2	Illness
	2/5-12	4	Left ankle sprain		2/10-4/5	27	Fractured orbital bone
	2/22-24	2	Left ankle pain		4/9-16	5	NBA Suspension
Carlos Delfino	10/30-4/16	82	Post-surgery, right foot	Ramon Sessions	2/20	1	Trade pending
John Henson	12/28-1/7	5	Left ankle sprain	Ekpe Udoh	10/30-11/2	3	Post-surgery, right knee
	2/1-3	2	Right wrist sprain		1/25-2/8	8	Left ankle sprain
Ersan Ilyasova	11/6, 11/12-15	4	Sore right ankle		2/12, 24-27	3	Right knee swelling
	11/30	1	Sore left hamstring	Nate Wolters	3/23-4/16	13	Left hand fracture
	3/7	1	NBA Suspension	TOTAL		277	
Brandon Knight	3/27-4/16	11	Sore right ankle				
O.J. Mayo	11/1-6, 22	4	Right hamstring strain				
	12/18	1	Personal reasons				
	1/22, 1/27-2/3	6	Illness				
	2/5-12	4	Illness/conditioning				
	3/8	1	NBA Suspension				
	3/27-29, 4/2-16	10	Strained right ankle				
Gary Neal	12/10-11	2	Left foot plantar fasciitis				
Zaza Pachulia	12/6-1/31	28	Right foot fracture				
Luke Ridnour	10/30-11/13	7	Back spasms				

DNP - Coach's Decision (147): Giannis Antetokounmpo (5); Caron Butler (2); John Henson (5); Ersan Ilyasova (10); Brandon Knight (6); O.J. Mayo (8); Tony Mitchell (3); Gary Neal (21); Zaza Pachulia (1); Miroslav Raduljica (34); Luke Ridnour (10); D.J. Stephens (2); Ekpe Udoh (26); Nate Wolters (11); Chris Wright (3)

GENERAL INFO

FRONT OFFICE

PLAYERS

2013-14 SEASON

STATS & RECORDS

HISTORY

NBA

OPPONENTS

MEDIA

2013-14 HIGHS & LOWS - TEAM

BUCKS

POINTS

High	130	at Philadelphia	02/24/14
Low	67	Miami	03/29/14
High - Half	73	at Philadelphia	02/24/14
Low - Half	29	Miami	03/29/14
High - Quarter	43	at Philadelphia	02/24/14
Low - Quarter	10 (2)	Memphis	01/15/14

FIELD GOALS MADE

High	48	at Philadelphia	02/24/14
Low	27	Miami	03/29/14

FIELD GOALS ATTEMPTED

High	100	at Cleveland	12/20/13
Low	68 (3)	at Washington	04/12/14

FIELD GOAL %

High	.571	at Philadelphia	02/24/14
Low	.318	Chicago	01/10/14

3-POINT FIELD GOALS MADE

High	13	Cleveland	11/06/13
Low	1	Toronto	04/05/14

3-POINT FIELD GOALS ATTEMPTED

High	32	at Brooklyn	12/27/13
Low	8 (2)	at Washington	04/12/14

3-POINT FIELD GOAL %

High	.625	at Washington	04/12/14
Low	.111	Toronto	04/05/14

FREE THROWS MADE

High	34	Phoenix	01/29/14
Low	6	Atlanta	01/25/14

FREE THROWS ATTEMPTED

High	39	at Golden State	03/20/14
Low	9 (2)	at Miami	04/02/14

FREE THROW %

High	1.000	at Miami	04/02/14
Low	.462	Atlanta	01/25/14

OFFENSIVE REBOUNDS

High	20	at Philadelphia	02/24/14
Low	5 (2)	at Phoenix	01/04/14

DEFENSIVE REBOUNDS

High	41 (2)	at Portland	03/18/14
Low	17	at New York	03/15/14

TOTAL REBOUNDS

High	54	New York	12/18/13
Low	31	at New York	10/30/13

ASSISTS

High	34	at Philadelphia	11/22/13
Low	13	New York	12/18/13

STEALS

High	13	at Atlanta	03/13/14
Low	3 (12)	at Miami	04/02/14

TURNOVERS

High	26	at Phoenix	01/04/14
Low	7	at Boston	11/01/13

OPPONENTS POINTS OFF OF TURNOVERS

High	38	at Phoenix	01/04/14
Low	5	at Chicago	12/10/13

BLOCKED SHOTS

High	13	Detroit	12/04/13
Low	1 (5)	at Golden State	03/20/14

FOULS

High	32	Indiana	02/22/14
Low	9	Orlando	03/10/14

OPPONENTS

POINTS

High	126	Phoenix	01/29/14
Low	74	at Chicago	12/10/13
High - Half	75	Washington	03/08/14
Low - Half	32	at Chicago	12/10/13
High - Quarter	39 (5)	at Sacramento	03/23/14
Low - Quarter	10	Washington	03/08/14

FIELD GOALS MADE

High	46 (3)	at Detroit	03/31/14
Low	24	Chicago	01/10/14

FIELD GOALS ATTEMPTED

High	101	New York	12/18/13
Low	62	Chicago	01/10/14

FIELD GOAL %

High	.582	at Miami	11/12/13
Low	.358	at L.A. Lakers	12/31/13

3-POINT FIELD GOALS MADE

High	17	New York	12/18/13
Low	3 (3)	at Chicago	12/10/13

3-POINT FIELD GOALS ATTEMPTED

High	41	New York	12/18/13
Low	10	at Memphis	02/01/14

3-POINT FIELD GOAL %

High	.611	at San Antonio	01/19/14
Low	.200 (3)	Cleveland	04/11/14

FREE THROWS MADE

High	33	at Chicago	04/04/14
Low	5	Orlando	03/10/14

FREE THROWS ATTEMPTED

High	42 (2)	at Chicago	04/04/14
Low	8	Orlando	03/10/14

FREE THROW %

High	.938	Phoenix	01/29/14
Low	.563	Orlando	02/18/14

OFFENSIVE REBOUNDS

High	21 (3)	at Cleveland	01/24/14
Low	4 (2)	Atlanta	04/16/14

DEFENSIVE REBOUNDS

High	48	at San Antonio	01/19/14
Low	17	at Philadelphia	02/24/14

TOTAL REBOUNDS

High	60	Toronto	11/02/13
Low	28	at Philadelphia	02/24/14

ASSISTS

High	34	at Philadelphia	11/22/13
Low	13	at Boston	11/01/13

STEALS

High	16	at Philadelphia	02/24/14
Low	2 (2)	at L.A. Lakers	12/31/13

TURNOVERS

High	26	at Philadelphia	11/22/13
Low	7	at Minnesota	03/11/14

OPPONENTS POINTS OFF OF TURNOVERS

High	28	at Philadelphia	11/22/13
Low	6 (3)	at Washington	04/12/14

BLOCKED SHOTS

High	12 (2)	at Denver	02/05/14
Low	0 (2)	at Toronto	04/14/14

FOULS

High	31	New York	12/18/13
Low	9	Washington	11/27/13

NOTE: Numbers in [] indicate totals achieved more than once.

2013-14 HIGHS & LOWS - INDIVIDUAL

BUCKS				
Points				
Caron Butler	38	at Philadelphia	11/22/14	
Brandon Knight	37	at L.A. Lakers	12/31/14	
Brandon Knight	36	vs New York	12/18/14	
Brandon Knight	31	vs Atlanta	04/16/14	
Ersan Ilyasova	31	vs Utah	03/03/14	
Rebounds				
Jeff Adrien	17	vs Indiana	04/09/14	
John Henson	17	at Washington	12/06/14	
Zaza Pachulia	16	at Miami	04/02/14	
2 times	15			
Assists				
Brandon Knight	14	at Charlotte	12/23/14	
Ramon Sessions	11	at Detroit	03/31/14	
Brandon Knight	10	vs Indiana	04/09/14	
Ramon Sessions	10	vs Toronto	04/05/14	
Zaza Pachulia	10	at Minnesota	03/11/14	
Nate Wolters	10	vs Toronto	11/02/14	
Blocks				
John Henson	6	at Charlotte	12/23/14	
John Henson	6	at Chicago	12/10/14	
Ekpe Udoh	6	vs Detroit	12/04/14	
John Henson	6	at Charlotte	11/29/14	
Steals				
Zaza Pachulia	4	at Portland	03/18/14	
Larry Sanders	4	at Orlando	01/31/14	
Khris Middleton	4	vs Detroit	01/22/14	
Larry Sanders	4	at San Antonio	01/19/14	
Khris Middleton	4	at San Antonio	01/19/14	
Brandon Knight	4	at L.A. Lakers	12/31/14	
Giannis Antetokounmpo	4	vs Minnesota	12/28/14	
FG Made				
Brandon Knight	15	at L.A. Lakers	12/31/14	
Ramon Sessions	13	at L.A. Clippers	03/24/14	
Ersan Ilyasova	13	vs Utah	03/03/14	
Brandon Knight	13	vs New York	12/18/14	
Caron Butler	13	at Philadelphia	11/22/14	
FG Attempted				
Brandon Knight	25	at L.A. Lakers	12/31/14	
Brandon Knight	25	vs New York	12/18/14	
6 times	23			
FT Made				
Brandon Knight	12	vs Orlando	02/18/14	
5 times	11			
FT Attempted				
Brandon Knight	14	at Detroit	03/31/14	
Ramon Sessions	14	vs L.A. Lakers	03/27/14	
4 times	12			
3FG Made				
O.J. Mayo	7	at Philadelphia	02/24/14	
Caron Butler	7	vs Orlando	02/18/14	
2 times	6			
3FG Attempted				
Caron Butler	13	vs Orlando	02/18/14	
Brandon Knight	12	vs New York	12/18/14	
2 times	11			

OPPONENTS				
Points				
Kyrie Irving	39	at Cleveland	12/20/14	
Carmelo Anthony	36	vs New York	02/03/14	
Terrence Jones	36	at Houston	01/18/14	
Arron Afflalo	36	at Orlando	11/13/14	
Rebounds				
Serge Ibaka	20	vs Oklahoma City	11/16/14	
Andre Drummond	19	vs Detroit	12/04/14	
DeAndre Jordan	18	vs L.A. Clippers	01/27/14	
David Lee	18	vs Golden State	01/07/14	
Joakim Noah	18	vs Chicago	12/13/14	
Vitor Faverani	18	at Boston	11/01/14	
Assists				
Brandon Jennings	13	at Detroit	03/31/14	
John Wall	13	vs Washington	03/08/14	
Jameer Nelson	13	vs Orlando	02/18/14	
Ty Lawson	13	at Denver	02/05/14	
Brandon Jennings	13	at Detroit	11/25/14	
Blocks				
Roy Hibbert	8	at Indiana	11/15/14	
James Johnson	6	vs Memphis	01/15/14	
Vitor Faverani	6	at Boston	11/01/14	
Steals				
Thaddeus Young	6	at Philadelphia	02/24/14	
Ricky Rubio	6	vs Minnesota	12/28/14	
5 times	5			
FG Made				
DeMarcus Cousins	14	at Sacramento	03/23/14	
Terrence Jones	14	at Houston	01/18/14	
Jordan Hill	13	vs L.A. Lakers	03/27/14	
Carmelo Anthony	13	vs New York	02/03/14	
Kyrie Irving	13	at Cleveland	12/20/14	
LeBron James	13	at Miami	11/12/14	
FG Attempted				
Carmelo Anthony	29	vs New York	12/18/14	
Carmelo Anthony	25	vs New York	02/03/14	
Kyrie Irving	25	at Cleveland	12/20/14	
Kyle Lowry	24	at Toronto	04/14/14	
FT Made				
Kevin Durant	15	at Oklahoma City	01/11/14	
John Wall	12	at Washington	12/06/14	
Enes Kanter	11	vs Utah	03/03/14	
Kyrie Irving	11	at Cleveland	12/20/14	
FT Attempted				
Kevin Durant	17	at Oklahoma City	01/11/14	
Andre Drummond	14	vs Detroit	12/04/14	
John Wall	13	at Washington	12/06/14	
3FG Made				
Arron Afflalo	8	at Orlando	11/13/14	
J.R. Smith	6	vs New York	02/03/14	
Greivis Vasquez	6	vs Toronto	04/05/14	
Channing Frye	6	at Phoenix	01/04/14	
3FG Attempted				
J.R. Smith	17	vs New York	12/18/14	
6 times	11			

GENERAL
INFO

FRONT
OFFICE

PLAYERS

2013-14
SEASON

STATS &
RECORDS

HISTORY

NBA

OPPONENTS

MEDIA


2013-14 INDIVIDUAL SEASON HIGHS

PLAYER	MINUTES	FIELD GOALS	FREE THROWS	OFF.	REBOUNDS DEF.	TOTAL	ASSISTS	STEALS	TURNOVERS	BLOCKED SHOTS	POINTS
JEFF ADRIEN Cha.-Mil.	41C Apr. 5 vs Tor.	9C(2) Apr. 14 at Tor.	10C Mar. 7 at N.O.	7C Nov. 2 at N.O.	11C Apr. 9 vs Ind.	17C Apr. 9 vs Ind.	4C Apr. 16 vs Atl.	2 (2) Apr. 9 vs Ind.	5C Apr. 12 at Wash.	4C Nov. 18 at Chi.	21C Apr. 4 at Chi.
JEFF ADRIEN Mil.	41C Apr. 5 vs Tor.	9C(2) Apr. 14 at Tor.	10C Mar. 7 at N.O.	6 Apr. 9 vs Ind.	11C Apr. 9 vs Ind.	17C Apr. 9 vs Ind.	4C Apr. 16 vs Atl.	2 (2) Apr. 9 vs Ind.	5C Apr. 12 at Wash.	3 (2) Apr. 4 at Chi.	21C Apr. 4 at Chi.
GIANNIS ANTETOKOUNMPO	43C Apr. 12 at Wash.	5C(4) Feb. 24 at Phil.	7C Dec. 14 at Dall.	4C(5) Mar. 20 at Phil.	8C(2) Mar. 20 at G.S.	11C(2) Jan. 11 at OKC.	5C(5) Apr. 4 at Chi.	4C Dec. 28 vs Minn.	5C(2) Mar. 27 vs LA-L	4C Feb. 24 at Phil.	16C Dec. 27 at Brk.
CARON BUTLER	42 Nov. 13 at Orl.	13 Nov. 22 at Phil.	8 Nov. 22 at Phil.	3 Jan. 27 vs LA-C	12T Nov. 9 vs Dall.	13 Nov. 9 vs Dall.	5 Jan. 22 vs Det.	3 Nov. 22 at Phil.	7 Oct. 30 at N.Y.	2T Feb. 20 vs Den.	38 Nov. 22 at Phil.
JOHN HENSON	51C Dec. 18 vs N.Y.	11T Dec. 10 at Chi.	6T Dec. 18 vs N.Y.	8T Mar. 29 vs Miami	12 Dec. 6 at Wash.	17 Dec. 6 at Wash.	6C Apr. 5 vs Tor.	3T(2) Apr. 16 vs Atl.	5C(3) Feb. 20 vs Den.	6 (3) Dec. 23 at Cha.	25 Dec. 10 at Chi.
ERSAN ILYASOVA	49C Dec. 18 vs N.Y.	13 Mar. 3 vs Utah	10C Jan. 29 vs Phoe.	7 (2) Mar. 13 at Atl.	11 Feb. 1 at Mem.	13 (3) Feb. 1 at Mem.	6T Nov. 22 at Phil.	3 (3) Dec. 28 vs Minn.	5T Nov. 27 vs Wash.	1 (8) Mar. 8 vs Wash.	31 Mar. 3 vs Utah
BRANDON KNIGHT	50C Dec. 18 vs N.Y.	15C Dec. 31 at LA-L	12C Feb. 18 vs Orl.	3T(6) Mar. 31 at Det.	13C Dec. 20 at Cleve.	14C Dec. 20 at Cleve.	14C Dec. 23 at Cha.	4C Dec. 31 at Cha.	8C Dec. 18 vs N.Y.	2T Mar. 23 at Sac.	37C Dec. 31 at LA-L
O.J. MAYO	44 (2) Dec. 10 at Chi.	11 Nov. 9 vs Dall.	6 Dec. 7 vs Brk.	3 Jan. 18 at Hou.	7 Dec. 23 at Cha.	9 Dec. 23 at Cha.	8 (2) Nov. 22 at Phil.	3 Nov. 16 vs OKC.	6 (2) Nov. 13 at Orl.	2T(4) Feb. 27 at Ind.	28 (2) Nov. 9 vs Dall.
KHRIS MIDDLETON	52C Dec. 18 vs N.Y.	11C(2) Dec. 21 vs Phil.	8C Apr. 5 vs Tor.	4C Jan. 11 at Phoe.	8C(3) Jan. 4 at Phoe.	9C(2) Dec. 28 vs Minn.	8C Feb. 8 vs Hou.	4C(2) Jan. 22 vs Det.	4C Feb. 5 at Den.	2C(4) Jan. 22 vs Det.	29C Dec. 6 at Wash.
TONY MITCHELL	5C Mar. 8 vs Wash.	2C Mar. 11 at Minn.	0C Mar. 5 vs Sac.	1C Mar. 5 vs Sac.	0C Mar. 5 vs Sac.	1C Mar. 5 vs Sac.	1C Mar. 8 vs Wash.	1C Mar. 8 vs Wash.	0C Mar. 8 vs Wash.	0C Mar. 8 vs Wash.	4C Mar. 11 at Minn.
GARY NEAL	32 Oct. 30 at N.Y.	8 (2) Feb. 12 vs N.O.	5 Dec. 13 vs Chi.	2T Feb. 8 vs Hou.	5 Nov. 2 vs Tor.	5 Nov. 2 vs Tor.	5 Oct. 30 at N.Y.	2 Feb. 18 vs Orl.	5 Nov. 15 at Ind.	0 Nov. 15 at Ind.	23 Nov. 6 vs Cleve.
ZAZA PACHULIA	41 Nov. 6 vs Cleve.	7 (2) Mar. 24 at LA-C	11 Feb. 5 at Den.	9 Nov. 15 at Ind.	10 (2) Apr. 2 at Miami	16 Apr. 2 at Miami	10C Mar. 11 at Minn.	4T Mar. 18 at Port.	4 (2) Apr. 12 at Wash.	3T Mar. 31 at Det.	20 Nov. 1 at Bos.
MIROSLAV RADULJICA	23C(2) Jan. 27 vs LA-C	6C Dec. 14 at Dall.	4C(3) Jan. 10 vs Chi.	6C Dec. 11 vs S.A.	5C(2) Apr. 12 at Wash.	8C Jan. 22 vs Det.	2C(3) Mar. 5 vs Sac.	2C(2) Jan. 22 vs Det.	4C Dec. 21 vs Phil.	2C(4) Jan. 31 at Orl.	14C Dec. 21 vs Phil.
LUKE RIDNOUR	43 Jan. 15 vs Mem.	6 (3) Jan. 11 at OKC.	4 Jan. 2 at Utah	2 Nov. 20 vs Port.	6 Jan. 15 vs Mem.	6 Jan. 15 vs Mem.	9 (2) Jan. 15 vs Mem.	3 Dec. 4 vs Det.	3 (6) Jan. 18 at Hou.	1 (2) Jan. 7 vs G.S.	16 Jan. 11 at OKC.
LARRY SANDERS	37 Jan. 15 vs Mem.	12C Feb. 5 at Den.	2 (9) Feb. 3 vs N.Y.	8C Feb. 5 at Den.	15 Feb. 3 vs N.Y.	15 Feb. 5 at Den.	5C Dec. 31 at LA-L	4T(2) Jan. 31 at Orl.	3 (3) Jan. 13 at Tor.	5 Jan. 18 at Hou.	25C Feb. 5 at Den.
RAMON SESSIONS Cha.-Mil.	45 Apr. 2 at Miami	13T Mar. 24 at LA-C	12 Nov. 2 at N.O.	2 (7) Mar. 31 at Det.	5 (3) Mar. 24 at LA-C	6 Mar. 24 at LA-C	13 Jan. 31 at LA-L	3 (2) Dec. 20 at Det.	5 (2) Apr. 2 at Miami	2T Nov. 29 vs Milw.	28 Mar. 24 at LA-C
RAMON SESSIONS Mil.	45 Apr. 2 at Miami	13T Mar. 24 at LA-C	11 (2) Mar. 27 vs LA-L	2 (3) Mar. 31 at Det.	5 (3) Mar. 24 at LA-C	6 Mar. 24 at LA-C	11 Mar. 31 at Det.	2 Apr. 4 at Chi.	5 Apr. 2 at Miami	1 (3) Apr. 16 vs Atl.	28 Mar. 24 at LA-C
D.J. STEPHENS	12C Mar. 29 vs Miami	2C Mar. 29 vs Miami	1C Mar. 29 vs Miami	1C Mar. 29 vs Miami	3C Mar. 29 vs Miami	4C Mar. 29 vs Miami	0C Mar. 29 vs Miami	0C Mar. 29 vs Miami	0C Mar. 29 vs Miami	0C Mar. 29 vs Miami	5C Mar. 29 vs Miami
EKPE UDOH	39T Nov. 30 vs Bos.	4 (4) Dec. 20 at Cleve.	6 Nov. 29 at Cha.	5 (2) Nov. 23 vs Cha.	6T(3) Dec. 18 vs N.Y.	11T Nov. 16 vs OKC.	2 (9) Jan. 22 vs Det.	2 (2) Nov. 13 at Orl.	3 (2) Dec. 20 at Cleve.	6T Dec. 4 vs Det.	11 Nov. 16 vs OKC.
NATE WOLTERS	41C Jan. 31 at Orl.	9C Feb. 8 vs Hou.	5C(2) Jan. 29 vs Phoe.	2C(8) Mar. 8 vs Wash.	6C(3) Mar. 3 vs Utah	8C Nov. 6 vs Cleve.	10C Nov. 2 vs Tor.	3C(2) Dec. 21 vs Phil.	5C Mar. 18 at Port.	2C(2) Feb. 12 vs N.O.	19C Feb. 8 vs Hou.
CHRIS WRIGHT	26 Mar. 23 at Sac.	7 Apr. 11 vs Cleve.	3 Mar. 15 at N.Y.	2 (4) Apr. 16 vs Atl.	3 (2) Apr. 16 vs Atl.	5 Apr. 16 vs Atl.	3C Mar. 23 at Sac.	3C Apr. 5 vs Tor.	2C Apr. 9 vs Ind.	2 Apr. 9 vs Ind.	14 Apr. 11 vs Cleve.
BUCKS High Games	290 Dec. 18 vs N.Y.	48 Feb. 24 at Phil.	34 Jan. 29 vs Phoe.	20 Feb. 24 at Phil.	41 (2) Mar. 18 at Port.	54 Dec. 18 vs N.Y.	34 Nov. 22 at Phil.	13 Mar. 13 at Atl.	26 Jan. 4 at Phoe.	13 Dec. 4 vs Det.	130 Feb. 24 at Phil.
BUCKS Low Games	240 (75) Apr. 16 vs Atl.	27 Mar. 29 vs Miami	6 Jan. 25 vs Atl.	5 (2) Jan. 4 at Phoe.	17 Mar. 15 at N.Y.	31 Oct. 30 at N.Y.	13 Dec. 18 vs N.Y.	3 (12) Apr. 2 at Miami	7 Nov. 1 at Bos.	1 (5) Mar. 20 at G.S.	67 Mar. 29 vs Miami
OPPONENTS High Games	290 Dec. 18 vs N.Y.	46 (3) Jan. 31 at Det.	33 Apr. 4 at Chi.	21 (3) Jan. 24 at Cleve.	48 Jan. 19 at S.A.	60 Nov. 2 vs Tor.	34 Nov. 22 at Phil.	16 Feb. 24 at Phil.	26 Nov. 22 at Phil.	12 (2) Feb. 5 at Den.	126 Jan. 29 vs Phoe.
OPPONENTS Low Games	240 (75) Apr. 16 vs Atl.	24 Jan. 10 vs Chi.	5 Mar. 10 vs Orl.	4 (2) Apr. 16 vs Atl.	17 Feb. 24 at Phil.	28 Feb. 24 at Phil.	13 Nov. 1 at Bos.	2 (2) Dec. 31 at LA-L	7 Mar. 11 at Minn.	0 (2) Apr. 14 at Tor.	74 Dec. 10 at Chi.

"C" indicates a new career-high, "T" a tied career-high.

Numbers in parentheses indicate the number of games in which a player or team has reached a given total (if more than one).

MILWAUKEE BUCKS STATS & RECORDS



SEASON-BY-SEASON RECORD/TITLES

Season	Home	(Neutral)	Road	(Neutral)	Overall	Pct	Playoffs
1968-69	18-22	[3-3]	9-33	[1-6]	27-55	.328	--
1969-70	29-12	[2-1]	27-14	[3-0]	56-26	.683	5-5
1970-71	38-3	[4-1]	28-13	--	66-16	.805	12-2
1971-72	34-7	[3-2]	29-12	[2-0]	63-19	.768	6-5
1972-73	35-6	[2-1]	25-16	[0-1]	60-22	.732	2-4
1973-74	34-7	[3-0]	25-16	[1-0]	59-23	.720	11-5
1974-75	25-16	[1-2]	13-28	--	38-44	.463	--
1975-76	22-19	--	16-25	--	38-44	.463	1-2
1976-77	24-17	--	6-35	--	30-52	.366	--
1977-78	28-13	--	16-25	--	44-38	.537	5-4
1978-79	28-13	--	10-31	--	38-44	.463	--
1979-80	28-13	--	21-20	--	49-33	.598	3-4
1980-81	34-7	--	26-15	--	60-22	.732	3-4
1981-82	31-10	--	24-17	--	55-27	.671	2-4
1982-83	31-10	--	20-21	--	51-31	.621	5-4
1983-84	30-11	--	20-21	--	50-32	.609	8-8
1984-85	36-5	--	23-18	--	59-23	.720	3-5
1985-86	33-8	--	24-17	--	57-25	.695	7-7
1986-87	32-9	--	18-23	--	50-32	.610	6-6
1987-88	30-11	--	12-29	--	42-40	.512	2-3
1988-89	31-10	--	18-23	[1-0]	49-33	.598	3-6
1989-90	27-14	--	17-24	[1-0]	44-38	.537	1-3
1990-91	33-8	--	15-26	--	48-34	.585	0-3
1991-92	25-16	--	6-35	[0-1]	31-51	.378	--
1992-93	18-23	--	10-31	[0-1]	28-54	.341	--
1993-94	11-30	--	9-32	--	20-62	.244	--
1994-95	22-19	--	12-29	[2-0]	34-48	.415	--
1995-96	14-27	--	11-30	[0-1]	25-57	.305	--
1996-97	20-21	--	13-28	--	33-49	.402	--
1997-98	21-20	--	15-26	--	36-46	.439	--
1998-99	17-8	--	11-14	--	28-22	.560	0-3
1999-00	23-18	--	19-22	--	42-40	.512	2-3
2000-01	31-10	--	21-20	--	52-30	.634	10-8
2001-02	25-16	--	16-25	--	41-41	.500	--
2002-03	25-16	--	17-24	--	42-40	.512	2-4
2003-04	27-14	--	14-27	--	41-41	.500	1-4
2004-05	23-18	--	7-34	--	30-52	.366	--
2005-06	25-16	--	15-26	--	40-42	.488	1-4
2006-07	18-23	--	10-31	--	28-54	.342	--
2007-08	19-22	--	7-34	--	26-56	.317	--
2008-09	22-19	--	12-29	--	34-48	.415	--
2009-10	28-13	--	18-23	--	46-36	.561	3-4
2010-11	22-19	--	13-28	--	35-47	.427	--
2011-12	17-16	--	14-19	--	31-35	.470	--
2012-13	21-20	--	17-24	--	38-44	.463	0-4
2013-14	10-31	--	5-36	--	15-67	.183	--

ALL-TIME RECORDS

Regular Season

1,909-1,815 (.513)

Regular Season (home)

1,175-686 (.631)

Regular Season (away)

734-1,129 (.394)

Playoffs

104-118 (.468)

TITLES/CHAMPIONSHIPS

NBA Championship [1]

1971

NBA Conference Titles [2]

1971, 1974 (Western Conference)

NBA Division Titles [13]

1971, 1972, 1973, 1974, 1976, 1980 (Midwest Division)
1981, 1982, 1983, 1984, 1985, 1986, 2001 (Central Division)

MONTH-BY-MONTH RECORD

Season	Oct	(home/road/neutral)	Nov	(home/road/neutral)	Dec	(home/road/neutral)	Jan	(home/road/neutral)
1968-69	1-5	(1-3, 0-2)	5-10	(4-1, 1-7, 0-2)	4-15	(3-6, 0-8, 1-1)	5-9	(3-2, 1-3, 1-4)
1969-70	6-3	(2-1, 4-2)	8-8	(5-4, 2-4, 1-0)	12-3	(6-1, 5-2, 1-0)	13-3	(7-3, 4-0, 2-0)
1970-71	5-1	(3-0, 2-1)	13-2	(5-1, 8-1)	11-4	(8-0, 2-4, 1-0)	15-2	(8-1, 5-1, 2-0)
1971-72	8-1	(3-0, 5-1)	13-3	(5-2, 7-1, 1-0)	11-3	(9-0, 1-2, 1-1)	11-4	(7-2, 3-2, 1-0)
1972-73	8-1	(3-0, 5-1)	8-5	(6-3, 2-2)	12-5	(7-1, 5-4)	9-4	(8-1, 1-2, 0-1)
1973-74	9-1	(4-0, 5-1)	12-3	(8-1, 4-2)	9-4	(8-2, 3-2)	10-3	(6-0, 3-3, 1-0)
1974-75	1-5	(1-2, 0-3)	5-9	(3-4, 2-5)	8-5	(5-3, 3-2)	10-5	(6-1, 4-4)
1975-76	0-3	(0-2, 0-1)	7-8	(4-3, 3-5)	6-7	(4-2, 2-5)	7-10	(5-5, 2-5)
1976-77	1-5	(1-2, 0-3)	3-13	(3-5, 0-8)	5-8	(3-2, 2-6)	6-11	(4-5, 2-6)
1977-78	3-2	(3-0, 0-2)	8-8	(3-5, 5-3)	9-7	(5-3, 4-4)	6-8	(5-1, 1-6)
1978-79	4-6	(2-1, 2-5)	5-10	(5-3, 0-7)	6-8	(5-3, 1-5)	7-7	(6-2, 1-5)
1979-80	9-1	(5-0, 4-1)	8-6	(4-3, 4-3)	5-11	(3-5, 2-6)	7-9	(4-4, 3-5)
1980-81	9-2	(4-1, 5-1)	11-4	(4-3, 7-1)	8-5	(7-0, 1-5)	11-3	(6-0, 4-3)
1981-82	1-1	(1-0, 0-1)	8-5	(6-1, 2-4)	12-2	(6-2, 4-0)	8-6	(2-4, 6-2)
1982-83	2-0	(1-0, 1-0)	9-6	(5-2, 4-4)	10-5	(7-2, 3-3)	9-5	(7-1, 2-4)
1983-84	1-0	(1-0, 0-0)	10-6	(6-0, 4-6)	7-6	(4-2, 3-4)	7-7	(5-3, 2-4)
1984-85	2-1	(2-0, 0-1)	9-6	(6-0, 3-6)	11-4	(7-1, 4-3)	10-3	(5-2, 5-1)
1985-86	2-2	(2-0, 0-2)	13-4	(6-0, 7-4)	7-6	(5-3, 2-3)	10-4	(5-1, 5-3)
1986-87	1-0	(0-0, 1-0)	10-6	(7-0, 3-6)	8-5	(6-2, 2-3)	9-8	(4-3, 5-5)
1987-88	--	--	9-4	(6-1, 3-3)	9-6	(4-3, 2-3)	9-9	(4-2, 2-7)
1988-89	--	--	6-5	(5-2, 1-3)	9-6	(5-4, 3-3)	12-3	(6-0, 6-3)
1989-90	--	--	7-7	(5-2, 2-5)	8-6	(5-2, 3-4)	10-6	(6-1, 4-5)
1990-91	--	--	11-4	(8-0, 3-4)	10-4	(7-0, 4-0)	6-10	(5-2, 1-8)
1991-92	--	--	7-9	(5-2, 2-7)	7-5	(5-2, 2-3)	6-9	(5-2, 1-7)
1992-93	--	--	9-3	(5-1, 4-2)	2-12	(2-4, 0-8)	6-9	(3-6, 3-3)
1993-94	--	--	2-12	(1-5, 1-7)	6-8	(2-4, 4-4)	4-10	(2-6, 2-4)
1994-95	--	--	5-7	(2-4, 3-3)	4-11	(3-3, 1-8)	6-8	(4-3, 4-5)
1995-96	--	--	4-9	(2-5, 2-4)	6-8	(3-3, 3-5)	5-9	(3-4, 2-5)
1996-97	--	--	8-7	(5-3, 3-4)	7-7	(4-5, 3-2)	6-9	(4-3, 3-5)
1997-98	1-0	(0-0, 1-0)	8-6	(5-2, 3-4)	5-9	(5-4, 0-5)	8-7	(5-3, 3-4)
1998-99	--	--	--	--	--	--	--	--
1999-00	--	--	8-6	(5-2, 3-4)	9-7	(4-3, 5-4)	8-7	(5-2, 3-5)
2000-01	0-1	(0-0, 0-1)	6-8	(4-4, 2-4)	10-4	(6-1, 4-3)	11-4	(7-1, 4-3)
2001-02	1-4	(0-0, 1-0)	9-6	(5-1, 4-3)	9-6	(5-1, 4-3)	9-7	(4-3, 5-4)
2002-03	0-1	(0-0, 0-1)	8-7	(6-2, 2-5)	5-10	(2-4, 3-6)	10-4	(4-4, 6-0)
2003-04	1-1	(0-0, 1-1)	7-7	(5-3, 2-4)	7-8	(5-1, 2-7)	11-5	(9-1, 2-4)
2004-05	--	--	4-8	(4-2, 0-6)	5-9	(3-5, 2-4)	6-10	(3-3, 3-3)
2005-06	--	--	7-6	(4-2, 3-4)	9-5	(5-0, 4-2)	7-10	(4-4, 3-6)
2006-07	--	--	5-9	(2-4, 3-5)	11-6	(7-0, 4-6)	2-13	(1-4, 1-9)
2007-08	0-1	(0-0, 0-1)	7-6	(6-1, 1-5)	4-12	(3-3, 1-9)	7-10	(4-3, 3-7)
2008-09	1-1	(0-0, 1-1)	8-11	(3-4, 7-7)	8-6	(5-1, 3-5)	8-7	(6-3, 3-6)
2009-10	1-1	(1-0, 0-1)	8-6	(6-2, 2-4)	3-11	(2-5, 1-6)	8-7	(6-0, 2-7)
2010-11	1-2	(1-0, 0-2)	5-9	(3-4, 2-5)	6-7	(3-3, 3-4)	7-9	(4-3, 3-6)
2011-12	--	--	--	--	2-1	(2-0, 0-1)	7-10	(4-2, 3-8)
2012-13	--	--	7-7	(3-4, 4-3)	9-6	(6-2, 3-4)	8-7	(3-4, 5-3)
2013-14	0-1	(0-0, 0-1)	3-12	(2-6, 1-6)	4-11	(1-6, 3-5)	1-14	(1-6, 0-8)
Season	Feb	(home/road/neutral)	Mar	(home/road/neutral)	Apr	(home/road)	May	(home/road)
1968-69	8-7	(4-3, 2-3, 2-1)	4-9	(0-4, 4-4, 0-1)	--	--	--	--
1969-70	10-5	(4-1, 5-4, 1-0)	7-4	(3-1, 4-2, 0-1)	--	--	--	--
1970-71	16-2	(6-0, 9-2, 1-0)	6-5	(4-0, 2-4, 0-1)	--	--	--	--
1971-72	12-4	(3-2, 7-2, 2-0)	8-4	(4-0, 4-3, 0-1)	--	--	--	--
1972-73	10-7	(6-0, 3-6, 1-1)	13-0	(4-0, 8-0, 1-0)	--	--	--	--
1973-74	9-7	(3-3, 5-4, 1-0)	10-5	(4-1, 5-4, 1-0)	--	--	--	--
1974-75	4-10	(2-3, 4-7)	7-9	(5-2, 2-7)	3-1	(2-1, 1-0)	--	--
1975-76	6-6	(2-3, 4-3)	8-8	(6-3, 2-5)	4-2	(1-1, 3-1)	--	--
1976-77	6-7	(5-0, 1-7)	6-6	(6-2, 0-4)	3-2	(2-1, 1-1)	--	--
1977-78	7-4	(6-1, 1-3)	8-7	(6-1, 2-6)	3-2	(1-1, 2-1)	--	--
1978-79	5-6	(5-1, 0-5)	10-4	(5-1, 5-3)	1-3	(0-2, 1-1)	--	--
1979-80	10-2	(6-0, 4-2)	10-4	(6-1, 4-3)	--	--	--	--
1980-81	8-4	(3-2, 5-2)	13-4	(9-1, 4-3)	--	--	--	--
1981-82	11-2	(6-0, 5-2)	9-7	(6-2, 3-5)	6-4	(4-1, 2-3)	--	--
1982-83	8-3	(4-0, 4-3)	8-8	(5-4, 3-4)	5-4	(2-1, 3-3)	--	--
1983-84	10-5	(5-1, 5-4)	9-7	(5-4, 4-3)	6-1	(4-1, 2-0)	--	--
1984-85	9-4	(3-2, 6-2)	13-3	(9-0, 4-3)	5-2	(4-0, 1-2)	--	--
1985-86	10-2	(5-1, 5-1)	10-5	(7-2, 3-3)	5-2	(4-0, 1-2)	--	--
1986-87	8-4	(5-1, 3-3)	7-7	(5-2, 2-5)	7-2	(5-1, 2-1)	--	--
1987-88	8-5	(5-2, 3-3)	9-7	(7-1, 2-6)	4-9	(4-2, 0-7)	--	--
1988-89	7-4	(5-1, 2-3)	10-7	(8-1, 2-6)	5-8	(2-3, 3-5)	--	--
1989-90	7-5	(4-3, 3-2)	5-10	(2-5, 3-5)	7-4	(5-1, 2-3)	--	--
1990-91	8-4	(4-2, 4-2)	8-7	(5-3, 3-4)	5-5	(4-1, 1-4)	--	--
1991-92	5-8	(5-2, 0-6)	5-11	(5-3, 0-8)	1-9	(0-5, 1-4)	--	--
1992-93	4-10	(3-4, 1-6)	5-9	(3-4, 2-5)	2-11	(2-4, 0-7)	--	--
1993-94	4-9	(2-6, 2-3)	3-12	(3-5, 0-7)	1-11	(1-4, 0-7)	--	--
1994-95	4-9	(3-5, 1-4)	6-9	(5-3, 1-6)	7-4	(5-1, 2-3)	--	--
1995-96	1-9	(3-6, 2-3)	1-15	(1-5, 0-10)	4-7	(2-4, 2-3)	--	--
1996-97	4-8	(2-4, 2-4)	3-12	(2-3, 1-9)	5-6	(4-1, 1-5)	--	--
1997-98	6-6	(3-3, 3-3)	3-13	(2-5, 1-8)	5-5	(1-3, 4-2)	--	--
1998-99	6-5	(2-2, 4-3)	12-7	(7-4, 5-3)	8-9	(7-2, 1-7)	2-1	(1-0, 1-1)
1999-00	3-9	(1-7, 2-2)	6-8	(4-3, 2-5)	8-3	(4-1, 4-2)	--	--
2000-01	8-4	(5-2, 3-2)	11-5	(6-2, 5-3)	6-4	(3-0, 3-4)	--	--
2001-02	6-6	(4-5, 2-1)	5-11	(4-5, 1-6)	3-7	(3-1, 0-6)	--	--
2002-03	0-3	(4-4, 1-4)	8-9	(4-2, 4-7)	7-10	(5-0, 1-1)	--	--
2003-04	6-6	(4-3, 2-3)	5-11	(2-4, 3-7)	4-3	(2-2, 2-1)	--	--
2004-05	8-4	(6-1, 2-3)	4-13	(4-4, 0-9)	3-8	(3-3, 0-5)	--	--
2005-06	6-7	(4-2, 2-5)	7-8	(5-3, 2-5)	4-6	(3-2, 1-4)	--	--
2006-07	3-9	(3-4, 0-5)	4-9	(3-5, 1-4)	3-8	(2-6, 1-2)	--	--
2007-08	4-7	(3-4, 1-3)	2-12	(2-7, 0-5)	2-8	(1-4, 1-4)	--	--
2008-09	5-6	(4-3, 1-3)	3-10	(2-5, 1-5)	2-5	(2-3, 0-2)	--	--
2009-10	10-4	(6-2, 7-2)	11-4	(8-2, 3-2)	1-12	(2-2, 3-1)	--	--
2010-11	3-9	(3-4, 0-5)	8-8	(5-5, 3-3)	5-3	(3-0, 2-3)	--	--
2011-12	5-10	(2-6, 3-4)	10-7	(4-4, 6-3)	7-7	(5-4, 2-3)	--	--
2012-13	4-8	(2-4, 2-4)	7-9	(5-4, 2-5)	3-7	(2-2, 1-5)	--	--
2013-14	3-8	(2-5, 1-3)	3-14	(3-5, 0-9)	1-7	(1-3, 0-4)	--	--
Totals	Oct	Nov	Dec	Jan	Feb	Mar	Apr	May
Home	41-12 (.774)	202-109 (.650)	210-111 (.654)	215-118 (.646)	175-120 (.593)	210-133 (.612)	107-74 (.591)	1-0 (.000)
Road	38-37 (.507)	126-190 (.399)	118-191 (.382)	136-203 (.401)	131-156 (.458)	118-226 (.343)	57-119 (.324)	1-1 (.500)
Neutral	--	2-2 (.500)	4-2 (.667)	7-5 (.583)	8-2 (.800)	2-4 (.333)	--	--
Total	79-49 (.617)	330-301 (.523)	332-304 (.522)	358-326 (.523)	314-278 (.530)	330-363 (.476)	164-193 (.459)	2-1 (.667)

GENERAL
INFO

FRONT
OFFICE

PLAYERS

2013-14
SEASON

STATS &
RECORDS

HISTORY

NBA

OPPONENTS

MEDIA

CONFERENCE/DIVISION RECORDS

Season	CONFERENCE					DIVISION				
	Eastern	Western	Atlantic	Central	Southeast	Midwest	Northwest	Pacific	Southwest	
1968-69	7-29	20-26	---	---	---	---	---	---	---	
1969-70	27-13	29-13	---	---	---	---	---	---	---	
1970-71	30-8	36-8	14-5	16-3	---	14-4	---	22-4	---	
1971-72	30-8	33-11	13-6	17-2	---	13-5	---	20-6	---	
1972-73	22-10	38-12	11-5	11-5	---	15-5	---	23-7	---	
1973-74	25-7	34-16	11-5	14-2	---	14-6	---	20-10	---	
1974-75	18-18	20-26	9-7	9-11	---	14-12	---	6-14	---	
1975-76	15-21	23-23	7-9	8-12	---	13-8	---	10-15	---	
1976-77	15-27	15-25	7-12	8-15	---	7-13	---	8-12	---	
1977-78	24-18	20-20	11-8	13-10	---	14-6	---	6-14	---	
1978-79	19-23	19-21	9-11	10-12	---	9-7	---	10-14	---	
1979-80	10-12	39-21	3-7	7-5	---	15-9	---	24-12	---	
1980-81	41-17	19-5	18-10	23-7	---	9-3	---	10-2	---	
1981-82	41-17	14-10	17-11	24-6	---	7-5	---	7-5	---	
1982-83	36-22	15-9	14-15	22-7	---	9-3	---	6-6	---	
1983-84	35-23	15-9	16-13	19-10	---	8-4	---	7-5	---	
1984-85	39-19	20-4	19-9	20-10	---	10-2	---	10-2	---	
1985-86	39-19	18-6	18-10	21-9	---	10-2	---	8-4	---	
1986-87	34-24	16-8	17-11	17-13	---	7-5	---	9-3	---	
1987-88	28-30	14-10	15-13	13-17	---	5-7	---	9-3	---	
1988-89	29-27	20-6	18-8	11-19	---	9-3	---	11-3	---	
1989-90	28-26	16-12	14-10	14-16	---	8-6	---	8-6	---	
1990-91	33-21	15-13	17-7	16-14	---	7-7	---	8-6	---	
1991-92	22-34	9-17	12-16	10-18	---	7-5	---	2-12	---	
1992-93	20-36	8-18	10-18	10-18	---	5-7	---	3-11	---	
1993-94	14-42	6-20	5-23	9-19	---	3-9	---	3-11	---	
1994-95	26-30	8-18	13-15	13-15	---	3-9	---	5-9	---	
1995-96	16-38	9-19	8-18	8-20	---	5-9	---	4-10	---	
1996-97	22-32	11-17	12-14	10-18	---	8-6	---	3-11	---	
1997-98	20-34	16-12	11-15	9-19	---	7-7	---	9-5	---	
1998-99	25-20	3-2	12-9	13-11	---	1-1	---	2-1	---	
1999-00	28-26	14-14	12-14	16-12	---	8-6	---	6-8	---	
2000-01	38-16	14-14	19-7	19-9	---	7-7	---	7-7	---	
2001-02	29-25	12-16	12-14	17-11	---	9-5	---	3-11	---	
2002-03	32-22	10-18	16-10	16-12	---	4-10	---	6-8	---	
2003-04	33-21	8-20	18-8	15-13	---	4-10	---	4-10	---	
2004-05	24-28	6-24	7-11	8-8	9-9	---	3-7	1-9	2-8	
2005-06	29-23	11-19	12-6	6-10	11-7	---	5-5	2-8	4-6	
2006-07	15-37	13-17	7-11	1-15	7-11	---	4-6	5-5	4-6	
2007-08	18-34	8-22	3-15	6-10	9-9	---	3-7	2-8	3-7	
2008-09	21-31	13-17	8-10	4-12	9-9	---	4-6	4-6	5-5	
2009-10	31-21	15-15	13-5	10-6	8-10	---	7-3	5-5	3-7	
2010-11	26-26	9-21	12-6	6-10	8-10	---	2-8	4-6	3-7	
2011-12	24-24	7-11	9-7	7-8	8-9	---	3-4	2-4	2-3	
2012-13	24-28	14-16	11-7	7-9	6-12	---	4-6	7-3	3-7	
2013-14	12-40	3-27	5-13	4-12	3-15	---	1-9	2-8	0-10	
	1,174-1,107	735-708	525-464	537-500	78-101	288-213	36-61	333-329	29-66	

HOME OPENERS [33-13]

Season	Opponent	W/L	Score
1968-69 *	Chicago	L	84-89
1969-70 *	Detroit	W	119-110
1970-71	Baltimore	W	122-120 [2OT]
1971-72	Cleveland	W	116-82
1972-73	Detroit	W	109-86
1973-74	Golden State	W	109-105
1974-75 *	Houston	L	101-106
1975-76 *	Chicago	L	87-91
1976-77 *	Buffalo	L	112-133
1977-78 *	LA Lakers	W	117-112
1978-79	New York	L	105-115
1979-80	Denver	W	125-97
1980-81	Boston	L	103-110
1981-82	Boston	W	119-103
1982-83 *	New York	W	108-106
1983-84 *	Indiana	W	104-83
1984-85 *	Chicago	W	108-106
1985-86	Atlanta	W	117-91
1986-87	Boston	W	111-105
1987-88	Detroit	W	119-105
1988-89	Atlanta	L	94-107
1989-90	Boston	W	106-100
1990-91	Minnesota	W	111-93
1991-92	Chicago	W	109-107
1992-93	Boston	W	124-88
1993-94	Charlotte	L	103-120
1994-95	LA Lakers	W	97-96
1995-96	New York	L	71-84
1996-97	Boston	W	124-102
1997-98	New Jersey	L	109-113 [OT]
1998-99	New Jersey	W	95-75
1999-00	Detroit	W	121-111
2000-01	Detroit	W	97-88
2001-02	Boston	W	105-99
2002-03	Orlando	L	90-100
2003-04	Chicago	W	98-68
2004-05	Cleveland	W	102-88
2005-06	Miami	W	105-100
2006-07	Sacramento	W	104-91
2007-08	Chicago	W	112-85
2008-09	Toronto	L	87-91
2009-10	Detroit	W	96-85
2010-11	Charlotte	W	98-88
2011-12	Minnesota	W	98-95
2012-13	Cleveland	W	105-102
2013-14	Toronto	L	90-97

* Season-opening games [25-21]

ROAD OPENERS (22-24)

Season	Opponent	W/L	Score
1968-69	at Atlanta	L	107-125
1969-70	at San Diego	W	115-102
1970-71 *	at Phoenix	W	107-98
1971-72 *	at Phoenix	W	110-97
1972-73 *	at Phoenix	W	117-105
1973-74 *	at Phoenix	W	107-84
1974-75	at Chicago	L	70-87
1975-76	at New Orleans	L	85-100
1976-77	at Atlanta	L	91-115
1977-78	at Denver	L	115-133
1978-79 *	at San Antonio	L	111-153
1979-80 *	at Kansas City	L	103-105
1980-81 *	at Philadelphia	W	106-103
1981-82 *	at Detroit	L	113-118
1982-83	at Cleveland	W	119-95
1983-84	at Detroit	L	93-106
1984-85	at Chicago	L	110-116
1985-86 *	at Detroit	L	116-118
1986-87 *	at Detroit	W	120-104
1987-88 *	at Boston	L	108-125
1988-89 *	at Indiana	W	117-103
1989-90 *	at Boston	L	114-127
1990-91 *	at Detroit	L	104-115
1991-92 *	at Detroit	W	109-99
1992-93 *	at Detroit	W	86-81
1993-94 *	at Cleveland	W	94-91
1994-95 *	at Philadelphia	W	91-86
1995-96 *	at Boston	W	101-100
1996-97 *	at Philadelphia	W	111-103
1997-98 *	at Philadelphia	W	103-88
1998-99 *	at Charlotte	W	113-107 [OT]
1999-00 *	at Houston	W	98-93
2000-01 *	at Dallas	L	93-97
2001-02 *	at Utah	W	119-112 [OT]
2002-03 *	at Philadelphia	L	93-95
2003-04 *	at Minnesota	L	89-95
2004-05 *	at Orlando	L	92-93
2005-06 *	at Philadelphia	W	117-108 [OT]
2006-07 *	at Detroit	W	105-97
2007-08 *	at Orlando	L	83-102
2008-09 *	at Chicago	L	95-108
2009-10 *	at Philadelphia	L	86-99
2010-11 *	at New Orleans	L	91-95
2011-12 *	at Charlotte	L	95-96
2012-13 *	at Boston	W	99-88
2013-14 *	at New York	L	83-90

TOP OPENING NIGHT SCORERS

Bucks - Home Openers

Player	Opponent	Date	Points
Kareem Abdul-Jabbar	Baltimore	10/24/70	39
Terry Cummings	Chicago	10/27/84	34
Ray Allen	Boston	11/03/01	32
Glenn Robinson	New Jersey	11/01/97	32
Marques Johnson	New York	10/20/78	31

Opponent - Home Openers

Player	Team	Date	Points
Michael Jordan	Chicago	11/02/91	46
Kevin McHale	Boston	11/01/86	33
Sam Cassell	New Jersey	11/01/97	33
Kevin Love	Minnesota	12/27/11	31
LeBron James	Cleveland	11/06/04	31

Bucks - Road Openers

Player	Opponent	Date	Points
Kareem Abdul-Jabbar	Phoenix	10/13/72	41
Michael Redd	Detroit	11/01/06	37
Kareem Abdul-Jabbar	San Diego	10/22/69	36
Marques Johnson	San Antonio	10/14/78	35
Ricky Pierce	Boston	11/03/89	35
Sam Cassell	Houston	11/02/99	35

Opponent - Road Openers

Player	Team	Date	Points
Kelly Tripucka	Detroit	10/31/86	39
George Gervin	San Antonio	10/14/78	37
Michael Jordan	Chicago	10/29/84	37
David Thompson	Denver	10/19/77	36
Allen Iverson	Philadelphia	11/01/05	35

GENERAL
INFO

FRONT
OFFICE

PLAYERS

2013-14
SEASON

STATS &
RECORDS

HISTORY

NBA

OPPONENTS

MEDIA

INDIVIDUAL RECORDS

BUCKS

POINTS				
Season	2,822	Kareem Abdul-Jabbar		1971-72
Game	57	Michael Redd	UTA	11/11/06
FIELD GOALS MADE				
Season	1,159	Kareem Abdul-Jabbar		1971-72
Game	24	Kareem Abdul-Jabbar	HOU	01/25/73
FIELD GOALS ATTEMPTED				
Season	2,019	Kareem Abdul-Jabbar		1971-72
Game	39	Kareem Abdul-Jabbar	at LAL	03/17/72
FIELD GOAL PERCENTAGE				
Season	.577	Kareem Abdul-Jabbar		1970-71
FREE THROWS MADE				
Season	529	Sidney Moncrief		1983-84
Game	21	Flynn Robinson	ATL	02/17/69
FREE THROWS ATTEMPTED				
Season	743	Kareem Abdul-Jabbar		1969-70
Game	25	Kareem Abdul-Jabbar	at BOS	03/08/70
FREE THROW PERCENTAGE				
Season	.922	Jack Sikma		1987-88
3-POINT FIELD GOALS MADE				
Season	229	Ray Allen		2001-02
Game	10	Ray Allen	CHA	04/14/02
3-POINT FIELD GOALS ATTEMPTED				
Career	2,619	Michael Redd		
Season	528	Ray Allen		2001-02
Game	17	Ray Allen	at CLE (20T)	12/09/02
3-POINT FIELD GOAL PERCENTAGE				
Season	.476	Dell Curry		1998-99
TOTAL REBOUNDS				
Season	1,346	Kareem Abdul-Jabbar		1971-72
Game	33	Swen Nater	ATL	12/19/76
OFFENSIVE REBOUNDS				
Season	320	Moses Malone		1991-92
Game	15	Swen Nater	ATL	12/19/76
DEFENSIVE REBOUNDS				
Season	891	Kareem Abdul-Jabbar		1973-74
Game	20	Andrew Bogut	MIA (OT)	01/07/11
	20	Kareem Abdul-Jabbar	at LAL	01/27/74
	20	Kareem Abdul-Jabbar	at PHX	03/25/75
ASSISTS				
Season	729	Sam Cassell		1999-00
Game	24	Ramon Sessions	CHI	04/14/08
STEALS				
Season	246	Alvin Robertson		1990-91
Game	10	Alvin Robertson	UTA	11/19/90
BLOCKS				
Season	283	Kareem Abdul-Jabbar		1973-74
Game	10	Larry Sanders	at MIN	11/30/12
	10	Kareem Abdul-Jabbar	DET	11/03/73
TURNOVERS				
Season	313	Glenn Robinson		1994-95
Game	10	Andrew Bogut	BOS	04/08/08
	10	Vin Baker	at CLE	04/12/94
	10	John Lucas	at WAS	02/15/88
GAMES PLAYED				
Consecutive		Ray Allen	400	11/01/96 through 12/20/01

OPPONENTS

POINTS				
Game	61	Karl Malone	at UTA	01/27/90
FIELD GOALS MADE				
Game	21	Karl Malone	at UTA	01/27/90
		George Gervin	at SAS (30T)	03/06/82
FIELD GOALS ATTEMPTED				
Game	41	Bob Lanier	at DET	12/25/71
FREE THROWS MADE				
Game	19	Kevin Love	MIN	12/27/12
		Jermaine O'Neal	at IND	01/04/05
		Karl Malone	at UTA	01/27/90
		Karl Malone	at UTA	01/20/89
FREE THROWS ATTEMPTED				
Game	25	Jermaine O'Neal	at IND	01/04/05
3-POINT FIELD GOALS MADE				
Game	10	Brian Shaw	MIA	04/08/93
3-POINT FIELD GOALS ATTEMPTED				
Game	19	Dennis Scott	ORL	04/13/93
TOTAL REBOUNDS				
Game	33	Tom Boerwinkle	at CHI	03/09/71
OFFENSIVE REBOUNDS				
Game	18	Charles Oakley	at CHI (OT)	03/15/86
	14	Jayson Williams	NJN	12/27/97
		Olden Polynice	SAC	03/11/94
DEFENSIVE REBOUNDS				
Game	25	Shaquille O'Neal	at LAL	03/21/04
ASSISTS				
Game	21	Gary Grant	at LAC	11/29/89
STEALS				
Game	10	Clyde Drexler	POR	01/10/86
BLOCKS				
Game	12	Manute Bol	at WAS	12/12/85
TURNOVERS				
Game	11	Michael Richardson	NYK	11/13/81

BUCKS			
POINTS			
Most	166	at SAS (30T)	03/06/82
	158	N.O.	03/14/79
Fewest	56	at BOS	03/13/11
Most, Half	87	N.O.	03/14/79
Fewest, Half	22	2 times; Last: at BOS	03/13/11
Most, Quarter	53	at CLE	11/12/91
Fewest, Quarter	8	9 times; Last: at LAL	01/10/10
FIELD GOALS MADE			
Most	69	N.O.	03/14/79
Highest %	.667	SAC (54-81)	12/15/85
FIELD GOALS ATTEMPTED			
Most	131	at WAS	03/16/79
FREE THROWS MADE			
Most	48	BOS	03/08/70
Most, 0 Missed	28	LAL	01/12/00
Fewest	3	5 times; Last: HOU	02/20/02
FREE THROWS ATTEMPTED			
Most	62	BOS	03/08/70
Fewest	3	HOU	02/20/02
3-POINT FIELD GOALS MADE			
Most	18	PHX	03/28/06
Most, 0 missed	4	N.J.	12/17/92
3-POINT FIELD GOALS ATTEMPTED			
Most	33	at CLE (20T)	12/09/02
	32	PHX	03/28/06
Most, 0 made	15	PHX	01/22/02
OFFENSIVE REBOUNDS			
Most	32	SAS	03/08/88
Fewest	2	4 times; Last: IND	12/26/03
DEFENSIVE REBOUNDS			
Most	50	NYK	12/29/74
TOTAL REBOUNDS			
Most	85	S.F. (Madison)	12/11/68
Fewest	23	2 times; Last: PHI	01/28/03
ASSISTS			
Most	53	DET	12/26/78
Most, Half	30	DET	12/26/78
STEALS			
Most	24	ORL	03/06/92
TURNOVERS			
Most	35	ATL	03/21/78
Fewest	2	IND	04/01/06
BLOCKS			
Most	18	at DET	11/12/80
PERSONAL FOULS			
Most	42	PHI	04/05/83
	42	at PHX (OT)	11/24/85
Fewest	8	CHI	02/04/12
Most DQs	4	2 times; Last: IND	02/21/07

OPPONENTS			
POINTS			
Most	171	at SAS (30T)	03/06/82
	153	at SAS	10/14/78
Fewest	62	at DAL	11/22/97
	62	at TOR	11/23/03
Most, Half	86	at BAL	12/27/68
Fewest, Half	25	at PHI	03/03/72
	25	BOS	03/18/99
Most, Quarter	49	ORL	02/20/95
Fewest, Quarter	4	at BUF	10/21/72
FIELD GOALS MADE			
Most	68	at SAS (30T)	03/06/82
	63	2 times; Last: CHI	04/14/08
Highest %	.670	CHI (63-94)	04/14/08
FIELD GOALS ATTEMPTED			
Most	140	NYK	12/16/77
FREE THROWS MADE			
Most	48	at DEN	12/30/00
Most, 0 missed	24	DET	01/12/12
FREE THROWS ATTEMPTED			
Most	62	at SEA	01/29/78
3-POINT FIELD GOALS MADE			
Most	17	at HOU	12/22/01
	17	NYK (20T)	12/18/13
Most, 0 missed	6	at SAS	12/22/90
3-POINT FIELD GOALS ATTEMPTED			
Most	41	NYK (20T)	12/18/13
	39	at POR	03/18/14
OFFENSIVE REBOUNDS			
Most	34	at IND	03/17/93
DEFENSIVE REBOUNDS			
Most	52	2 times; Last: at LAL	01/10/10
TOTAL REBOUNDS			
Most	77	at BOS	12/26/68
ASSISTS			
Most	46	ORL	02/20/95
STEALS			
Most	19	at DEN	12/07/79
	19	at CHI	02/13/80
	19	at DET	11/16/92
	19	at CHA	01/13/06
TURNOVERS			
Most	40	at NYK	12/03/77
Fewest	4	ORL	01/18/02
BLOCKS			
Most	17	at WAS	12/12/85
	17	at TOR	12/19/97
PERSONAL FOULS			
Most	43	at CHI (20T)	01/15/83
	39	SAC	02/01/91
Fewest	7	HOU	02/20/02
Most DQs	4	CHI	11/30/74

GENERAL INFO

FRONT OFFICE

PLAYERS

2013-14 SEASON

STATS & RECORDS

HISTORY

NBA

OPPONENTS

MEDIA

BUCKS ROOKIE RECORDS

BUCKS

POINTS

Season 2,361 Kareem Abdul-Jabbar 1969-70

FIELD GOALS MADE

Season 938 Kareem Abdul-Jabbar 1969-70

FIELD GOALS ATTEMPTED

Season 1,810 Kareem Abdul-Jabbar 1969-70

FIELD GOAL PERCENTAGE

Season .533 Andrew Bogut 2005-06

FREE THROWS MADE

Season 485 Kareem Abdul-Jabbar 1969-70

FREE THROWS ATTEMPTED

Season 743 Kareem Abdul-Jabbar 1969-70

FREE THROW PERCENTAGE

Season .823 Ray Allen 1996-97

3-POINT FIELD GOALS MADE

Season 145 Brandon Jennings 2009-10

3-POINT FIELD GOALS ATTEMPTED

Season 388 Brandon Jennings 2009-10

3-POINT FIELD GOAL PERCENTAGE

Season .393 Ray Allen 1996-97

TOTAL REBOUNDS

Season 1,190 Kareem Abdul-Jabbar 1969-70

OFFENSIVE REBOUNDS

Season 292 Marques Johnson 1977-78

DEFENSIVE REBOUNDS

Season 555 Marques Johnson 1977-78

ASSISTS

Season 470 Brandon Jennings 2009-10

STEALS

Season 192 Quinn Buckner 1976-77

BLOCKS

Season 118 Alton Lister 1981-82

PERSONAL FOULS

Season 291 Quinn Buckner 1976-77

DISQUALIFICATIONS

Season 12 Greg Smith 1968-69

TURNOVERS

Season 313 Glenn Robinson 1994-95

MINUTES

Season 3,534 Kareem Abdul-Jabbar 1969-70

BUCKS ARENA RECORDS

MILWAUKEE ARENA RECORDS

			TEAM	
POINTS	HIGH	158	New Orleans	03/14/79
	LOW	77	Chicago	04/11/76
FGM	HIGH	69	New Orleans	03/14/79
	LOW	28	Detroit	02/02/88
FGA	HIGH	128	New York [30T]	12/16/77
	LOW	66	Chicago	02/03/82
3FGM	HIGH	6	Detroit	04/18/87
3FGA	HIGH	12	Dallas	12/13/87
	LOW	0	Many times	
FTM	HIGH	44	New Jersey	04/04/87
	LOW	3	Baltimore	01/01/73
FTA	HIGH	54	Portland	12/11/87
	LOW	6	Baltimore	01/01/73
REBOUNDS	HIGH	85	San Francisco	12/11/68
	LOW	25	Denver	01/18/80
ASSISTS	HIGH	53	Detroit	12/26/78
	LOW	12	New York	12/23/75
STEALS	HIGH	21	2 times; Last: NO	03/14/79
	LOW	2	4 times; Last: DAL	12/16/83
TURNOVERS	HIGH	35	Atlanta	03/21/78
	LOW	6	Washington	11/26/83
BLOCKS	HIGH	16	Atlanta [OT]	11/28/80

INDIVIDUAL

POINTS				
55	Kareem Abdul-Jabbar	Boston	12/10/71	
REBOUNDS				
33	Swen Nater	Atlanta	12/19/76	
ASSISTS				
21	Guy Rodgers	Detroit	10/31/68	
TURNOVERS				
8	6x; Last: Jack Sikma	Washington	01/09/87	
BLOCKS				
10	Kareem Abdul-Jabbar	Detroit [OT]	11/03/73	
FGM				
23	Kareem Abdul-Jabbar	Boston	12/10/71	
FGA				
36	2x; Last: K. Abdul-Jabbar	Los Angeles	01/07/73	
3FGM				
4	3x; Last: Craig Hodges	Utah	01/08/88	
3FGA				
8	Craig Hodges	LA Lakers	12/10/86	
FTM				
17	Kareem Abdul-Jabbar	Philadelphia	02/18/72	
FTA				
22	Kareem Abdul-Jabbar	Philadelphia	02/18/72	

BMO HARRIS BRADLEY CENTER RECORDS

			TEAM	
POINTS	HIGH	155	Seattle [50T]	11/09/89
	LOW	65	Atlanta	11/21/96
FGM	HIGH	59	Orlando	11/16/89
	LOW	23	New York	12/02/99
FGA	HIGH	116	Golden State [OT]	03/08/03
	LOW	60	Detroit	12/10/96
3FGM	HIGH	18	Phoenix	03/28/06
3FGA	HIGH	32	2 times; Last: ATL	04/12/10
	LOW	0	2 times; Last: DET	12/06/88
FTM	HIGH	46	Sacramento	02/01/91
	LOW	3	2 times; Last: HOU	02/20/02
FTA	HIGH	58	Sacramento	02/01/91
	LOW	3	Houston	02/20/02
REBOUNDS	HIGH	64	Detroit	04/20/94
	LOW	23	Phoenix	01/26/96
ASSISTS	HIGH	46	Charlotte	01/10/00
	LOW	9	Miami	03/26/10
STEALS	HIGH	24	Orlando	03/06/92
	LOW	1	2 times; Last: ORL	01/18/02
TURNOVERS	HIGH	29	LA Clippers	01/04/89
	LOW	2	Indiana	04/01/06
BLOCKS	HIGH	12	Philadelphia	12/14/94

INDIVIDUAL

POINTS				
57	Michael Redd	Utah	11/11/06	
REBOUNDS				
27	Andrew Bogut	Miami [OT]	01/07/11	
ASSISTS				
24	Ramon Sessions	Chicago	04/14/08	
TURNOVERS				
10	Andrew Bogut	Boston	04/08/08	
BLOCKS				
8	Ervin Johnson	Toronto	04/07/98	
FGM				
21	Brandon Jennings	Golden State	11/14/09	
FGA				
34	Brandon Jennings	Golden State	11/14/09	
3FGM				
10	Ray Allen	Charlotte	04/14/02	
3FGA				
14	6x; Last: Brandon Jennings	Miami	02/01/12	
FTM				
18	Ramon Sessions	Detroit [OT]	02/07/09	
FTA				
21	Ramon Sessions	Detroit [OT]	02/07/09	

GENERAL
INFO

FRONT
OFFICE

PLAYERS

2013-14
SEASON

STATS &
RECORDS

HISTORY

NBA

OPPONENTS

MEDIA

ALL-TIME CAREER LEADERS

POINTS

Rank	Player	Total
1.	Kareem Abdul-Jabbar	14,211
2.	Glenn Robinson	12,010
3.	Sidney Moncrief	11,594
4.	Michael Redd	11,554
5.	Bob Dandridge	11,478
6.	Marques Johnson	10,980
7.	Junior Bridgeman	9,892
8.	Brian Winters	9,743
9.	Ray Allen	9,681
10.	Terry Cummings	9,290
11.	Ricky Pierce	7,570
12.	Jon McGlocklin	7,505
13.	Paul Pressey	6,906
14.	Sam Cassell	5,939
15.	Vin Baker	5,922
16.	Jack Sikma	5,253
17.	Andrew Bogut	5,179
18.	Brandon Jennings	4,946
19.	Quinn Buckner	4,738
20.	Tim Thomas	4,706

SCORING AVERAGE (100+ GAMES)

Rank	Player	Average
1.	Kareem Abdul-Jabbar	30.4
2.	Flynn Robinson	21.14
3.	Glenn Robinson	21.12
4.	Marques Johnson	21.0
5.	Michael Redd	20.0
6.	Ray Allen	19.6
7.	Terry Cummings	19.4
8.	Sam Cassell	19.0
9.	Monta Ellis	18.9
10.	Bob Dandridge	18.6

GAMES PLAYED

Rank	Player	Total
1.	Junior Bridgeman	711
2.	Sidney Moncrief	695
3.	Bob Dandridge	618
4.	Jon McGlocklin	595
5.	Brian Winters	582
6.	Paul Pressey	580
7.	Michael Redd	578
8.	Glenn Robinson	568
9.	Marques Johnson	524
10.	Ray Allen	494

MINUTES PLAYED

Rank	Player	Total
1.	Bob Dandridge	22,094
2.	Sidney Moncrief	22,054
3.	Glenn Robinson	21,262
4.	Kareem Abdul-Jabbar	19,954
5.	Michael Redd	19,334
6.	Brian Winters	18,422
7.	Marques Johnson	18,240
8.	Junior Bridgeman	18,054
9.	Ray Allen	17,945
10.	Jon McGlocklin	17,008

FIELD GOALS MADE

Rank	Player	Total
1.	Kareem Abdul-Jabbar	5,902
2.	Bob Dandridge	4,826
3.	Glenn Robinson	4,723
4.	Marques Johnson	4,546
5.	Junior Bridgeman	4,142
6.	Brian Winters	4,131
7.	Michael Redd	4,063
8.	Sidney Moncrief	4,000
9.	Terry Cummings	3,844
10.	Ray Allen	3,407

FIELD GOALS ATTEMPTED

Rank	Player	Total
1.	Kareem Abdul-Jabbar	10,787
2.	Glenn Robinson	10,190
3.	Bob Dandridge	9,901
4.	Michael Redd	9,045
5.	Junior Bridgeman	8,658
6.	Brian Winters	8,647
7.	Marques Johnson	8,583
8.	Sidney Moncrief	7,958
9.	Terry Cummings	7,935
10.	Ray Allen	7,567

FIELD GOAL % (1,000+ FGA)

Rank	Player	Total
1.	Kareem Abdul-Jabbar	.547
2.	Bob Lanier	.541
3.	Marques Johnson	.530
4.	Alton Lister	.527
5.	Frank Brickowski	.523
6.	Andrew Bogut	.522
7.	Pat Cummings	.519
8.	Ricky Pierce	.516
9.	Ervin Johnson	.511
10.	Sherman Douglas	.508

3-POINT FIELD GOALS MADE

Rank	Player	Total
1.	Ray Allen	1,051
2.	Michael Redd	1,003
3.	Brandon Jennings	545
4.	Glenn Robinson	494
5.	Charlie Bell	432
6.	Tim Thomas	425
7.	Ersan Ilyasova	354
8.	Carlos Delfino	325
9.	Mo Williams	273
10.	Brad Lohaus	267

3-POINT FIELD GOALS ATTEMPTED

Rank	Player	Total
1.	Michael Redd	2,619
2.	Ray Allen	2,587
3.	Brandon Jennings	1,540
4.	Glenn Robinson	1,454
5.	Charlie Bell	1,186
6.	Tim Thomas	1,177
7.	Ersan Ilyasova	967
8.	Carlos Delfino	888
9.	Todd Day	775
10.	Mo Williams	749

ALL-TIME CAREER LEADERS

3-POINT FIELD GOAL % (100+ 3FM)

Rank	Player	Total
1.	Mike Dunleavy	.416
2.	Khris Middleton	.414
3.	Dale Ellis	.413
4.	Ray Allen	.406
5.	Craig Hodges	.404
6.	Richard Jefferson	.397
7.	Bobby Simmons	.392
8.	Lee Mayberry	.388
9.	Michael Redd	.383
10.	John Salmons	.381

FREE THROWS MADE

Rank	Player	Total
1.	Sidney Moncrief	3,505
2.	Michael Redd	2,425
3.	Kareem Abdul-Jabbar	2,407
4.	Glenn Robinson	2,070
5.	Marques Johnson	1,880
6.	Bob Dandridge	1,826
7.	Ray Allen	1,816
8.	Ricky Pierce	1,749
9.	Paul Pressey	1,716
10.	Terry Cummings	1,593

FREE THROWS ATTEMPTED

Rank	Player	Total
1.	Sidney Moncrief	4,214
2.	Kareem Abdul-Jabbar	3,462
3.	Michael Redd	2,887
4.	Marques Johnson	2,554
5.	Glenn Robinson	2,550
6.	Bob Dandridge	2,371
7.	Paul Pressey	2,302
8.	Terry Cummings	2,269
9.	Ray Allen	2,065
10.	Ricky Pierce	2,022

FREE THROW % (500+ FTA)

Rank	Player	Total
1.	Jack Sikma	.884
2.	Ray Allen	.879
3.	Flynn Robinson	.873
4.	Sam Cassell	.866
5.	Ricky Pierce	.865
6.	Jon McGlocklin	.860
7.	Mo Williams	.853
8.	Brian Winters	.8433
9.	Oscar Robertson	.8429
10.	Michael Redd	.840

REBOUNDS

Rank	Player	Total
1.	Kareem Abdul-Jabbar	7,161
2.	Bob Dandridge	4,497
3.	Marques Johnson	3,923
4.	Andrew Bogut	3,810
5.	Terry Cummings	3,758
6.	Glenn Robinson	3,519
7.	Sidney Moncrief	3,447
8.	Jack Sikma	3,087
9.	Vin Baker	3,079
10.	Alton Lister	3,062

OFFENSIVE REBOUNDS

Rank	Player	Total
1.	Marques Johnson	1,468
2.	Sidney Moncrief	1,393
3.	Terry Cummings	1,307
4.	Andrew Bogut	1,148
5.	Vin Baker	1,096
6.	Ervin Johnson	1,064
7.	Alton Lister	924
8.	Glenn Robinson	891
9.	Dan Gadzuric	838
10.	Junior Bridgeman	826

DEFENSIVE REBOUNDS

Rank	Player	Total
1.	Andrew Bogut	2,662
2.	Glenn Robinson	2,628
3.	Marques Johnson	2,455
4.	Terry Cummings	2,451
5.	Jack Sikma	2,326
6.	Alton Lister	2,138
7.	Sidney Moncrief	2,054
8.	Ervin Johnson	1,986
9.	Vin Baker	1,983
10.	Junior Bridgeman	1,816

ASSISTS

Rank	Player	Total
1.	Paul Pressey	3,272
2.	Sidney Moncrief	2,689
3.	Brian Winters	2,479
4.	Quinn Buckner	2,391
5.	Sam Cassell	2,269
6.	Oscar Robertson	2,156
7.	Kareem Abdul-Jabbar	2,008
8.	Bob Dandridge	1,956
9.	Marques Johnson	1,934
10.	Jay Humphries	1,922

STEALS

Rank	Player	Total
1.	Quinn Buckner	1,042
2.	Paul Pressey	894
3.	Sidney Moncrief	874
4.	Alvin Robertson	753
5.	Brian Winters	718
6.	Marques Johnson	697
7.	Glenn Robinson	689
8.	Ray Allen	618
T9.	Junior Bridgeman	607
T9.	Terry Cummings	607

BLOCKS

Rank	Player	Total
1.	Alton Lister	804
2.	Harvey Catchings	710
3.	Andrew Bogut	642
4.	Ervin Johnson	586
5.	Kareem Abdul-Jabbar	495
6.	Randy Breuer	474
7.	Marques Johnson	439
8.	Vin Baker	433
9.	Dan Gadzuric	418
10.	Larry Sanders	389

GENERAL
INFO

FRONT
OFFICE

PLAYERS

2013-14
SEASON

STATS &
RECORDS

HISTORY

NBA

OPPONENTS

MEDIA

SEASON-BY-SEASON TEAM LEADERS

MINUTES

Year	Player	Total
1968-69	Jon McGlocklin	2,888
1969-70	Kareem Abdul-Jabbar	3,534
1970-71	Kareem Abdul-Jabbar	3,288
1971-72	Kareem Abdul-Jabbar	3,583
1972-73	Kareem Abdul-Jabbar	3,254
1973-74	Kareem Abdul-Jabbar	3,548
1974-75	Bob Dandridge	3,031
1975-76	Elmore Smith	2,809
1976-77	Brian Winters	2,717
1977-78	Marques Johnson	2,765
1978-79	Marques Johnson	2,779
1979-80	Marques Johnson	2,686
1980-81	Marques Johnson	2,542
1981-82	Sidney Moncrief	2,980
1982-83	Marques Johnson	2,853
1983-84	Sidney Moncrief	3,075
1984-85	Paul Pressey	2,876
1985-86	Paul Pressey	2,704
1986-87	Terry Cummings	2,770
1987-88	Jack Sikma	2,923
1988-89	Terry Cummings	2,824
1989-90	Jay Humphries	2,818
1990-91	Jay Humphries	2,726
1991-92	Moses Malone	2,511
1992-93	Blue Edwards	2,729
1993-94	Vin Baker	2,560
1994-95	Vin Baker	3,361
1995-96	Vin Baker	3,319
1996-97	Vin Baker	3,159
1997-98	Ray Allen	3,287
1998-99	Ray Allen	1,719
1999-00	Ray Allen	3,070
2000-01	Ray Allen	3,129
2001-02	Anthony Mason	3,143
2002-03	Sam Cassell	2,700
2003-04	Michael Redd	3,021
2004-05	Desmond Mason	2,893
2005-06	Michael Redd	3,130
2006-07	Charlie Bell	2,848
2007-08	Andrew Bogut	2,720
2008-09	Richard Jefferson	2,939
2009-10	Brandon Jennings	2,671
2010-11	John Salmons	2,554
2011-12	Brandon Jennings	2,331
2012-13	Monta Ellis	3,076
2013-14	Khrist Middleton	2,460

POINTS

Year	Player	Total
1968-69	Jon McGlocklin	1,570
1969-70	Kareem Abdul-Jabbar	2,361
1970-71	Kareem Abdul-Jabbar	2,596
1971-72	Kareem Abdul-Jabbar	2,822
1972-73	Kareem Abdul-Jabbar	2,292
1973-74	Kareem Abdul-Jabbar	2,191
1974-75	Kareem Abdul-Jabbar	1,949
1975-76	Bob Dandridge	1,571
1976-77	Brian Winters	1,509
1977-78	Brian Winters	1,594
1978-79	Marques Johnson	1,972
1979-80	Marques Johnson	1,671
1980-81	Marques Johnson	1,541
1981-82	Sidney Moncrief	1,581
1982-83	Marques Johnson	1,714
1983-84	Sidney Moncrief	1,654
1984-85	Terry Cummings	1,861
1985-86	Terry Cummings	1,627
1986-87	Terry Cummings	1,707
1987-88	Terry Cummings	1,621
1988-89	Terry Cummings	1,829
1989-90	Ricky Pierce	1,359
1990-91	Jay Humphries	1,215
1991-92	Moses Malone	1,279
1992-93	Blue Edwards	1,382
1993-94	Eric Murdock	1,257
1994-95	Glenn Robinson	1,755
1995-96	Vin Baker	1,729
1996-97	Glenn Robinson	1,689
1997-98	Ray Allen	1,602
1998-99	Glenn Robinson	865
1999-00	Ray Allen	1,809
2000-01	Ray Allen	1,806
2001-02	Ray Allen	1,503
2002-03	Paul Cassell	1,536
2003-04	Michael Redd	1,776
2004-05	Michael Redd	1,723
2005-06	Michael Redd	2,028
2006-07	Michael Redd	1,416
2007-08	Michael Redd	1,632
2008-09	Richard Jefferson	1,607
2009-10	Brandon Jennings	1,270
2010-11	John Salmons	1,024
2011-12	Brandon Jennings	1,260
2012-13	Monta Ellis	1,577
2013-14	Brandon Knight	1,291

SCORING AVERAGE

Year	Player	Average
1968-69	Flynn Robinson	20.3
1969-70	Kareem Abdul-Jabbar	28.8
1970-71	Kareem Abdul-Jabbar	31.7
1971-72	Kareem Abdul-Jabbar	34.8
1972-73	Kareem Abdul-Jabbar	30.2
1973-74	Kareem Abdul-Jabbar	27.0
1974-75	Kareem Abdul-Jabbar	30.0
1975-76	Bob Dandridge	21.5
1976-77	Bob Dandridge	20.8
1977-78	Brian Winters	19.9
1978-79	Marques Johnson	25.6
1979-80	Marques Johnson	21.7
1980-81	Marques Johnson	20.3
1981-82	Sidney Moncrief	19.8
1982-83	Sidney Moncrief	22.5
1983-84	Sidney Moncrief	20.9
1984-85	Terry Cummings	23.6
1985-86	Sidney Moncrief	20.2
1986-87	Terry Cummings	20.8
1987-88	Terry Cummings	21.3
1988-89	Terry Cummings	22.9
1989-90	Ricky Pierce	23.0
1990-91	Ricky Pierce	22.5
1991-92	Dale Ellis	16.7
1992-93	Blue Edwards	16.9
1993-94	Eric Murdock	15.3
1994-95	Glenn Robinson	21.9
1995-96	Vin Baker	21.1
1996-97	Glenn Robinson	21.1
1997-98	Glenn Robinson	23.4
1998-99	Glenn Robinson	18.4
1999-00	Ray Allen	22.1
2000-01	R. Allen/G. Robinson	22.0
2001-02	Ray Allen	21.8
2002-03	Ray Allen	21.8
2003-04	Michael Redd	21.7
2004-05	Michael Redd	23.0
2005-06	Michael Redd	25.4
2006-07	Michael Redd	26.7
2007-08	Michael Redd	22.7
2008-09	Michael Redd	21.2
2009-10	Andrew Bogut	15.9
2010-11	Brandon Jennings	16.2
2011-12	Brandon Jennings	19.1
2012-13	Monta Ellis	19.2
2013-14	Brandon Knight	17.9

REBOUNDS

Year	Player	Total
1968-69	Greg Smith	804
1969-70	Kareem Abdul-Jabbar	1,190
1970-71	Kareem Abdul-Jabbar	1,311
1971-72	Kareem Abdul-Jabbar	1,346
1972-73	Kareem Abdul-Jabbar	1,224
1973-74	Kareem Abdul-Jabbar	1,178
1974-75	Kareem Abdul-Jabbar	912
1975-76	Elmore Smith	893
1976-77	Swen Nater	845
1977-78	Marques Johnson	847
1978-79	Marques Johnson	586
1979-80	Marques Johnson	566
1980-81	Marques Johnson	545
1981-82	Sidney Moncrief	534
1982-83	Alton Lister	568
1983-84	Alton Lister	603
1984-85	Terry Cummings	716
1985-86	Terry Cummings	694
1986-87	Jack Sikma	822
1987-88	Jack Sikma	709
1988-89	Terry Cummings	650
1989-90	Alvin Robertson	559
1990-91	Danny Chaynes	535
1991-92	Moses Malone	744
1992-93	Anthony Avent	512
1993-94	Vin Baker	621
1994-95	Vin Baker	846
1995-96	Vin Baker	808
1996-97	Vin Baker	804
1997-98	Ervin Johnson	685
1998-99	Ervin Johnson	320
1999-00	Ervin Johnson	448
2000-01	Ervin Johnson	613
2001-02	Anthony Mason	646
2002-03	Anthony Mason	416
2003-04	Joe Smith	643
2004-05	Dan Gadzuric	674
2005-06	Jamaal Magloire	778
2006-07	Andrew Bogut	584
2007-08	Andrew Bogut	763
2008-09	Charlie Villanueva	520
2009-10	Andrew Bogut	701
2010-11	Andrew Bogut	720
2011-12	Ersan Ilyasova	529
2012-13	Larry Sanders	672
2013-14	John Henson	497

ASSISTS

Year	Player	Total
1968-69	Guy Rodgers	561
1969-70	Flynn Robinson	449
1970-71	Oscar Robertson	668
1971-72	Oscar Robertson	491
1972-73	Oscar Robertson	551
1973-74	Oscar Robertson	446
1974-75	Kareem Abdul-Jabbar	264
1975-76	Jim Price	395
1976-77	Quinn Buckner	372
1977-78	Quinn Buckner	456
1978-79	Quinn Buckner	383
1979-80	Quinn Buckner	383
1980-81	Quinn Buckner	384
1981-82	Sidney Moncrief	382
1982-83	Marques Johnson	363
1983-84	Sidney Moncrief	358
1984-85	Paul Pressey	543
1985-86	Paul Pressey	623
1986-87	Paul Pressey	441
1987-88	Paul Pressey	523
1988-89	Paul Pressey	1,439
1989-90	Jay Humphries	472
1990-91	Jay Humphries	538
1991-92	Jay Humphries	466
1992-93	Eric Murdock	603
1993-94	Eric Murdock	546
1994-95	Eric Murdock	482
1995-96	Sherman Douglas	397
1996-97	Sherman Douglas	427
1997-98	Terrell Brandon	387
1998-99	Ray Allen	178
1999-00	Sam Cassell	729
2000-01	Sam Cassell	580
2001-02	Sam Cassell	493
2002-03	Sam Cassell	450
2003-04	Damon Jones	478
2004-05	Mo Williams	484
2005-06	T.J. Ford	473
2006-07	Mo Williams	416
2007-08	Mo Williams	419
2008-09	Ramon Sessions	452
2009-10	Brandon Jennings	470
2010-11	Brandon Jennings	305
2011-12	Brandon Jennings	345
2012-13	Brandon Jennings	521
2013-14	Brandon Knight	352

STEALS

Year	Player	Total
1968-69	---	---
1969-70	---	---
1970-71	---	---
1971-72	---	---
1972-73	---	---
1973-74	Lucius Allen	137
1974-75	Bob Dandridge	122
1975-76	Jim Price	148
1976-77	Quinn Buckner	192
1977-78	Quinn Buckner	188
1978-79	Quinn Buckner	156
1979-80	Quinn Buckner	135
1980-81	Quinn Buckner	197
1981-82	Quinn Buckner	174
1982-83	Sidney Moncrief	113
1983-84	Marques Johnson	115
1984-85	Paul Pressey	129
1985-86	Paul Pressey	168
1986-87	Terry Cummings	129
1987-88	Paul Pressey	142
1988-89	Jay Humphries	127
1989-90	Alvin Robertson	207
1990-91	Alvin Robertson	246
1991-92	Alvin Robertson	210
1992-93	Eric Murdock	174
1993-94	Eric Murdock	197
1994-95	Glenn Robinson	115
1995-96	Glenn Robinson	95
1996-97	Glenn Robinson	103
1997-98	Ray Allen/Terrell Brandon	111
1998-99	Ray Allen	53
1999-00	Ray Allen	124
2000-01	Ray Allen	124
2001-02	Glenn Robinson	97
2002-03	Michael Redd	100
2003-04	Michael Redd	81
2004-05	Mo Williams	74
2005-06	T.J. Ford	104
2006-07	Ruben Patterson	110
2007-08	Mo Williams	78
2008-09	Luke Ridnour	92
2009-10	Brandon Jennings	105
2010-11	Brandon Jennings	95
2011-12	Brandon Jennings	104
2012-13	Monta Ellis	169
2013-14	Khrist Middleton	83

SEASON-BY-SEASON TEAM LEADERS

FIELD GOAL % (164+ FGM)

Year	Player	Total
1968-69	Jon McGlocklin	487
1969-70	Jon McGlocklin	530
1970-71	Kareem Abdul-Jabbar	577
1971-72	Kareem Abdul-Jabbar	574
1972-73	Kareem Abdul-Jabbar	554
1973-74	Kareem Abdul-Jabbar	539
1974-75	Kareem Abdul-Jabbar	513
1975-76	Elmore Smith	518
1976-77	Swen Nater	528
1977-78	Alex English	542
1978-79	Marques Johnson	550
1979-80	Marques Johnson	544
1980-81	Marques Johnson	552
1981-82	Bob Lanier	558
1982-83	Sidney Moncrief	524
1983-84	Bob Lanier	572
1984-85	Alton Lister	538
1985-86	Alton Lister	551
1986-87	Ricky Pierce	534
1987-88	Randy Breuer	495
1988-89	Ricky Pierce	518
1989-90	Ricky Pierce	510
1990-91	Fred Roberts	533
1991-92	Frank Brickowski	524
1992-93	Frank Brickowski	545
1993-94	Vin Baker	501
1994-95	Marty Conlon	532
1995-96	Sherman Douglas	514
1996-97	Vin Baker	505
1997-98	Armen Gilliam	484
1998-99	Glenn Robinson	459
1999-00	Glenn Robinson	472
2000-01	Ray Allen	480
2001-02	Anthony Mason	505
2002-03	Sam Cassell	470
2003-04	Deshaun Mason	472
2004-05	Joe Smith	514
2005-06	Andrew Bogut	533
2006-07	Andrew Bogut	553
2007-08	Andrew Bogut	511
2008-09	Charlie Villanueva	447
2009-10	Andrew Bogut	520
2010-11	Andrew Bogut	495
2011-12	Ersan Ilyasova	492
2012-13	Larry Sanders	506
2013-14	John Henson	538

3-POINT FG % (MIN. 55 MADE)

Year	Player	Total
1968-69	---	---
1969-70	---	---
1970-71	---	---
1971-72	---	---
1972-73	---	---
1973-74	---	---
1974-75	---	---
1975-76	---	---
1976-77	---	---
1977-78	---	---
1978-79	---	---
1979-80	No Qualifiers	---
1980-81	No Qualifiers	---
1981-82	No Qualifiers	---
1982-83	No Qualifiers	---
1983-84	No Qualifiers	---
1984-85	No Qualifiers	---
1985-86	Craig Hodges	451
1986-87	Craig Hodges	373
1987-88	Craig Hodges	466
1988-89	Jack Sikma	380
1989-90	Jack Sikma	342
1990-91	Jay Humphries	391
1991-92	Dale Ellis	419
1992-93	Brad Lohaus	370
1993-94	Eric Murdock	411
1994-95	Lee Mayberry	407
1995-96	Lee Mayberry	397
1996-97	Ray Allen	393
1997-98	Ray Allen	364
1998-99	Dell Curry	476
1999-00	Ray Allen	423
2000-01	Ray Allen	433
2001-02	Michael Redd	444
2002-03	Michael Redd	402
2003-04	Damon Jones	359
2004-05	Mike James	382
2005-06	Charlie Bell	423
2006-07	Michael Redd	382
2007-08	Mo Williams	385
2008-09	Richard Jefferson	397
2009-10	Luke Ridnour	381
2010-11	John Salmons	379
2011-12	Ersan Ilyasova	455
2012-13	Ersan Ilyasova	444
2013-14	Khrist Middleton	414

FREE THROW % (MIN. 125 FTM)

Year	Player	Total
1968-69	Jon McGlocklin	842
1969-70	Flynn Robinson	878
1970-71	Jon McGlocklin	862
1971-72	Oscar Robertson	836
1972-73	Oscar Robertson	847
1973-74	Oscar Robertson	835
1974-75	Jim Price	859
1975-76	Jim Price	849
1976-77	Junior Bridgeman	864
1977-78	Brian Winters	840
1978-79	Brian Winters	856
1979-80	Junior Bridgeman	865
1980-81	Junior Bridgeman	884
1981-82	Scott May	824
1982-83	Junior Bridgeman	837
1983-84	Sidney Moncrief	848
1984-85	Sidney Moncrief	828
1985-86	Sidney Moncrief	859
1986-87	Craig Hodges	891
1987-88	Jack Sikma	922
1988-89	Jack Sikma	905
1989-90	Jack Sikma	885
1990-91	Ricky Pierce	907
1991-92	Moses Malone	788
1992-93	Fred Roberts	879
1993-94	Eric Murdock	813
1994-95	Johnny Newman	801
1995-96	Glenn Robinson	812
1996-97	Ray Allen	823
1997-98	Ray Allen	875
1998-99	Ray Allen	903
1999-00	Ray Allen	887
2000-01	Ray Allen	888
2001-02	Ray Allen	873
2002-03	Ray Allen	868
2003-04	Michael Redd	878
2004-05	Michael Redd	854
2005-06	Michael Redd	877
2006-07	Mo Williams	855
2007-08	Mo Williams	856
2008-09	Luke Ridnour	869
2009-10	Luke Ridnour	907
2010-11	Corey Maggette	834
2011-12	Drew Gooden	846
2012-13	Brandon Jennings	819
2013-14	Ramon Sessions	841

BLOCKS

Year	Player	Total
1968-69	---	---
1969-70	---	---
1970-71	---	---
1971-72	---	---
1972-73	---	---
1973-74	Kareem Abdul-Jabbar	283
1974-75	Kareem Abdul-Jabbar	212
1975-76	Elmore Smith	238
1976-77	Elmore Smith	69
1977-78	Marques Johnson	103
1978-79	Marques Johnson	89
1979-80	Harvey Catchings	162
1980-81	Harvey Catchings	184
1981-82	Harvey Catchings	135
1982-83	Alton Lister	177
1983-84	Alton Lister	140
1984-85	Alton Lister	167
1985-86	Alton Lister	142
1986-87	Jack Sikma	90
1987-88	Randy Breuer	107
1988-89	Terry Cummings	72
1989-90	Brad Lohaus	66
1990-91	Brad Lohaus	74
1991-92	Brad Lohaus	71
1992-93	Brad Lohaus	74
1993-94	Vin Baker	114
1994-95	Vin Baker	116
1995-96	Vin Baker	91
1996-97	Vin Baker	112
1997-98	Ervin Johnson	138
1998-99	Ervin Johnson	57
1999-00	Ervin Johnson	127
2000-01	Ervin Johnson	97
2001-02	Joel Przybilla	118
2002-03	Ervin Johnson	63
2003-04	Dan Gadzuric	105
2004-05	Dan Gadzuric	106
2005-06	Jamaal Magloire	80
2006-07	Brian Skinner	64
2007-08	Andrew Bogut	135
2008-09	Charlie Villanueva	136
2009-10	Andrew Bogut	155
2010-11	Andrew Bogut	168
2011-12	Larry Sanders	76
2012-13	Larry Sanders	201
2013-14	John Henson	116

PERSONAL FOULS

Year	Player	Total
1968-69	Wayne Embry	302
1969-70	Greg Smith	304
1970-71	Bob Dandridge	287
1971-72	Bob Dandridge	297
1972-73	Bob Dandridge	279
1973-74	Curtis Perry	301
1974-75	Bob Dandridge	330
1975-76	Elmore Smith	268
1976-77	Quinn Buckner	291
1977-78	Quinn Buckner	287
1978-79	Kent Benson	280
1979-80	Dave Meyers	218
1980-81	Harvey Catchings	284
1981-82	Mickey Johnson	240
1982-83	Alton Lister	328
1983-84	Alton Lister	327
1984-85	Alton Lister	287
1985-86	Alton Lister	300
1986-87	Jack Sikma	328
1987-88	Jack Sikma	316
1988-89	Jack Sikma	300
1989-90	Alvin Robertson	280
1990-91	Alvin Robertson	273
1991-92	Alvin Robertson	263
1992-93	Blue Edwards	242
1993-94	Blue Edwards	235
1994-95	Todd Day	283
1995-96	Vin Baker	272
1996-97	Vin Baker	275
1997-98	Ervin Johnson	321
1998-99	Ervin Johnson	291
1999-00	Ervin Johnson	298
2000-01	Ervin Johnson	257
2001-02	Ervin Johnson	219
2002-03	Tim Thomas	257
2003-04	Joe Smith	209
2004-05	Dan Gadzuric	224
2005-06	Jamaal Magloire	276
2006-07	Ruben Patterson	232
2007-08	Andrew Bogut	254
2008-09	Charlie Villanueva	254
2009-10	Ersan Ilyasova	251
2010-11	Andrew Bogut	217
2011-12	E. Ilyasova/L. Sanders	133
2012-13	Larry Sanders	233
2013-14	Khrist Middleton	243

DISQUALIFICATIONS

Year	Player	Total
1968-69	Greg Smith	12
1969-70	G. Smith/K. Abdul-Jabbar	8
1970-71	Greg Smith	5
1971-72	Curtis Perry	13
1972-73	Curtis Perry	6
1973-74	C. Perry/C. Warner	8
1974-75	Cornell Warner	8
1975-76	C. Mayes/E. Smith	7
1976-77	Swen Nater	9
1977-78	Quinn Buckner	6
1978-79	George Johnson	5
1979-80	J. Bridgeman/D. Meyers	3
1980-81	Harvey Catchings	7
1981-82	Pat Cummings	6
1982-83	Alton Lister	18
1983-84	Alton Lister	11
1984-85	Craig Hodges	8
1985-86	Alton Lister	8
1986-87	Jack Sikma	14
1987-88	Jack Sikma	9
1988-89	Jack Sikma	6
1989-90	F. Roberts/J. Sikma	5
1990-91	Alvin Robertson	5
1991-92	Frank Brickowski	11
1992-93	Frank Brickowski	8
1993-94	Todd Day	4
1994-95	Todd Day	6
1995-96	Johnny Newman	4
1996-97	Vin Baker	8
1997-98	Tyrone Hill	8
1998-99	Robert Traylor	4
1999-00	Ervin Johnson	6
2000-01	Jason Caffey	8
2001-02	Ervin Johnson	4
2002-03	Tim Thomas	5
2003-04	B. Skinner/T. Thomas	3
2004-05	Joe Smith	5
2005-06	Bobby Simmons	8
2006-07	Andrew Bogut	6
2007-08	Andrew Bogut	5
2008-09	Charlie Villanueva	5
2009-10	Andrew Bogut	3
2010-11	Andrew Bogut	3
2011-12	Larry Sanders	3
2012-13	Larry Sanders	3
2013-14	Khrist Middleton	4

GENERAL INFO
FRONT OFFICE
PLAYERS
2013-14 SEASON
STATS & RECORDS

HISTORY
NBA
OPPONENTS
MEDIA

SEASON-BY-SEASON TEAM STATISTICS

Year	G	MIN	FG-FA	Pct.	FT-FTA	Pct.	OR	DR	TR	AVG	AST	PF-DQ	ST	BS	PTS	AVG
68-69	82	19680	3537-8258	.428	1966-2638	.745	----	----	4727	57.6	1882	2187-50	----	----	9040	110.2
69-70	82	19780	3923-8041	.488	1895-2589	.732	----	----	4419	53.9	2168	1971-27	----	----	9741	118.8
70-71	82	19780	3972-8080	.509	1766-2379	.742	----	----	4344	53.0	2249	1847-15	----	----	9710	118.4
71-72	82	19780	3813-7653	.498	1774-2399	.739	----	----	4269	52.1	2160	1862-29	----	----	9400	114.6
72-73	82	19755	3759-7808	.481	1271-1687	.753	----	----	4245	51.8	2226	1763-13	----	----	8789	107.2
73-74	82	19755	3726-7571	.492	1328-1741	.763	1133	2881	4014	49.0	2225	1864-26	726	519	8780	107.1
74-75	82	19805	3450-7377	.468	1354-1746	.774	1021	2766	3787	46.2	1932	1949-30	596	400	8254	100.7
75-76	82	19830	3456-7435	.465	1437-1952	.736	1094	2688	3782	46.1	1817	2041-30	715	468	8349	101.8
76-77	82	19705	3668-7840	.468	1553-2072	.750	1220	2519	3739	45.6	1970	2094-25	790	342	8889	108.4
77-78	82	19980	3801-7883	.482	1612-2220	.726	1239	2480	3719	45.4	2306	2038-23	867	472	9214	112.4
78-79	82	19880	3906-7773	.503	1541-2021	.762	1157	2370	3527	43.0	2562	2106-25	862	435	9353	114.1
79-80	82	19805	3685-7553	.488	1605-2102	.764	1245	2396	3641	44.4	2277	1937-12	778	510	9025	110.1
80-81	82	19755	3722-7472	.498	1802-2340	.770	1261	2408	3669	44.7	2319	2198-27	862	530	9276	113.1
81-82	82	19805	3544-7015	.505	1753-2329	.753	1167	2415	3582	43.7	2233	2281-30	763	455	8890	108.4
82-83	82	19830	3486-7133	.489	1731-2299	.753	1095	2477	3572	43.6	2116	2131-38	662	532	8740	106.6
83-84	82	19905	3432-6970	.492	1743-2354	.740	1135	2385	3520	42.9	2113	2167-35	642	489	8666	105.7
84-85	82	19805	3564-7257	.491	1873-2473	.757	1256	2353	3609	44.0	2164	2239-37	689	486	9090	110.9
85-86	82	19805	3601-7310	.493	2063-2701	.764	1189	2420	3609	44.0	2158	2210-34	805	460	9390	114.5
86-87	82	19780	3457-7282	.475	1953-2549	.766	1119	2322	3441	41.8	2044	2180-35	845	393	9052	110.4
87-88	82	19780	3366-7079	.475	1832-2364	.775	1117	2335	3452	42.1	2194	1989-33	671	380	8697	106.1
88-89	82	19755	3399-7167	.474	1955-2382	.821	1133	2272	3405	41.5	2071	1953-16	821	323	8932	108.9
89-90	82	19830	3380-7146	.473	1722-2273	.758	1108	2246	3354	40.9	2046	2086-24	826	326	8691	106.0
90-91	82	19855	3337-6948	.480	1796-2341	.801	1079	2162	3241	39.5	2075	2033-25	894	330	8727	106.4
91-92	82	19880	3321-7216	.460	1596-2104	.759	1297	2172	3469	42.3	2018	1904-25	863	317	8609	105.0
92-93	82	19730	3268-6924	.472	1544-2081	.742	1050	2113	3163	38.6	2084	1978-15	863	393	8392	102.3
93-94	82	19705	3044-6807	.447	1530-2181	.702	1126	2154	3280	40.0	1946	1821-19	800	407	7949	96.9
94-95	82	19855	3022-6586	.459	1608-2259	.712	1063	2187	3250	39.6	1737	1858-22	674	359	8146	99.3
95-96	82	19730	3034-6490	.467	1412-1914	.738	973	2164	3137	38.3	1755	1943-16	582	307	7837	95.6
96-97	82	19730	2967-6303	.471	1560-2104	.741	955	2263	3218	39.2	1610	1777-21	632	348	7818	95.3
97-98	82	19930	2918-6399	.456	1633-2167	.767	1035	2236	3271	39.9	1649	1915-23	733	357	7748	94.5
98-99	50	12050	1753-3818	.459	847-1155	.733	570	1369	1939	38.8	1030	1142-8	442	202	4584	91.7
99-00	82	19855	3174-6827	.465	1558-1982	.786	1016	2373	3389	41.3	1852	2020-26	671	381	8300	101.2
00-01	82	19780	3112-6798	.458	1474-1874	.787	975	2500	3475	42.4	1844	1928-31	672	386	8260	100.7
01-02	82	19905	3041-6577	.462	1321-1767	.748	841	2557	3398	41.4	1847	1788-14	596	388	7996	97.5
02-03	82	19905	3045-6670	.457	1483-1911	.776	876	2367	3243	39.5	1823	1820-19	622	344	8158	99.5
03-04	82	19780	2970-6650	.447	1698-2192	.775	960	2502	3462	42.2	1872	1668-12	554	383	8039	98.0
04-05	82	19780	2944-6580	.450	1720-2229	.772	985	2405	3390	41.3	1720	1797-15	529	289	7973	97.2
05-06	82	19855	2976-6566	.453	1561-2115	.738	929	2448	3377	41.2	1769	1902-25	597	270	8020	97.8
06-07	82	19855	3121-6714	.465	1406-1919	.733	941	2272	3213	39.2	1771	1821-20	587	224	8172	99.7
07-08	82	19855	3026-6745	.452	1452-1980	.733	1055	2363	3418	41.7	1760	1748-15	544	361	7956	97.0
08-09	82	19780	3009-6755	.445	1613-2067	.780	973	2367	3340	40.7	1802	1986-22	609	308	8142	99.3
09-10	82	19980	3050-6998	.436	1264-1675	.755	965	2560	3525	43.0	1740	1823-11	580	385	8009	97.7
10-11	82	19830	2814-6544	.430	1423-1881	.757	862	2480	3342	40.8	1545	1682-14	617	399	7534	91.9
11-12	66	15865	2502-5652	.443	1095-1415	.774	820	1983	2803	42.5	1550	1273-10	548	335	6535	99.0
12-13	82	19830	3128-7197	.435	1251-1700	.736	1068	2537	3605	44.0	1876	1554-8	685	550	8108	98.9
13-14	82	19880	2952-6737	.438	1377-1843	.747	971	2399	3370	41.1	1760	1713-11	541	403	7829	95.5

46 SEASONS

	G	MIN	FG-FA	Pct.	FT-FTA	Pct.	TR	AVG	AST	PF-DQ	PTS	AVG
TOTAL	3,724	899,785	151,195-322,317	.469	72,781-96,366	.755	161,744	43.4	89,667	87,987-1,041	386,809	103.9

3-POINT FIELD GOALS

Year	3PM	3PA	PCT	Year	3PM	3PA	PCT	Year	3PM	3PA	PCT
79-80	50	155	.323	91-92	371	1005	.369	03-04	401	1145	.350
80-81	30	131	.229	92-93	312	936	.333	04-05	325	925	.351
81-82	49	164	.299	93-94	331	1019	.325	05-06	507	1335	.380
82-83	37	169	.219	94-95	494	1349	.366	06-07	524	1472	.356
83-84	59	232	.254	95-96	357	1056	.338	07-08	452	1313	.344
84-85	89	294	.303	96-97	324	920	.352	08-09	511	1408	.363
85-86	125	382	.327	97-98	249	703	.354	09-10	645	1813	.356
86-87	185	572	.323	98-99	231	619	.373	10-11	483	1414	.342
87-88	133	410	.324	99-00	394	1069	.369	11-12	436	1265	.345
88-89	179	567	.316	00-01	562	1481	.379	12-13	601	1670	.360
89-90	209	670	.312	01-02	593	1583	.375	13-14	548	1553	.353
90-91	257	753	.341	02-03	585	1526	.383				

(Bolded stats indicate franchise highs.)

HEAD COACHES

Coach	Years	Regular Season	Pct	Playoffs	Pct
Larry Costello	1968-76	410-264	.608	37-23	.617
Don Nelson	1976-87	540-344	.611	42-46	.477
Del Harris	1987-91	191-154	.554	6-15	.286
Frank Hamblen	1991-92	23-42	.354	--	--
Mike Dunleavy	1992-96	107-221	.326	--	--
Chris Ford	1996-98	69-95	.421	--	--
George Karl	1998-03	205-173	.542	14-18	.438
Terry Porter	2003-05	71-93	.433	1-4	.200
Terry Stotts	2005-07	63-83	.432	1-4	.200
Larry Krystkowiak	2007-08	31-69	.310	--	--
Scott Skiles	2008-12	162-182	.471	3-4	.429
Jim Boylan	2012-13	22-28	.440	0-4	.000
Larry Drew	2013-14	15-67	.183	--	--

HEAD COACH - SEASON-BY-SEASON RECORDS

Year	Coach	Regular Season	Pct	Finish/Division	Playoffs	Pct
1968-69	Larry Costello	27-55	.328	7th/Eastern	--	--
1969-70	Larry Costello	56-26	.683	2nd/Eastern	5-5	.500
1970-71	Larry Costello	66-16	.805	1st/Midwest	12-2	.857
1971-72	Larry Costello	63-19	.768	1st/Midwest	6-5	.545
1972-73	Larry Costello	60-22	.732	1st/Midwest	2-4	.333
1973-74	Larry Costello	59-23	.720	1st/Midwest	11-5	.688
1974-75	Larry Costello	38-44	.463	4th/Midwest	--	--
1975-76	Larry Costello	38-44	.463	4th/Midwest	1-2	.333
1976-77	Larry Costello	3-15	.167	--	--	--
	Don Nelson	27-37	.422	--	--	--
	Total	30-52	.366	6th/Midwest	--	--
1977-78	Don Nelson	44-38	.537	2nd/Midwest	5-4	.555
1978-79	Don Nelson	38-44	.463	4th/Midwest	--	--
1979-80	Don Nelson	49-33	.598	1st/Midwest	3-4	.429
1980-81	Don Nelson	60-22	.732	1st/Central	3-4	.429
1981-82	Don Nelson	55-27	.671	1st/Central	2-4	.333
1982-83	Don Nelson	51-31	.621	1st/Central	5-4	.555
1983-84	Don Nelson	50-32	.609	1st/Central	8-8	.500
1984-85	Don Nelson	59-23	.720	1st/Central	3-5	.325
1985-86	Don Nelson	57-25	.695	1st/Central	7-7	.500
1986-87	Don Nelson	50-32	.610	3rd/Central	6-6	.500
1987-88	Del Harris	42-40	.512	5th/Central	2-3	.400
1988-89	Del Harris	49-33	.598	4th/Central	3-6	.333
1989-90	Del Harris	44-38	.537	3rd/Central	1-3	.250
1990-91	Del Harris	48-34	.585	3rd/Central	1-2	.333
1991-92	Del Harris	8-9	.471	--	--	--
	Frank Hamblen	23-42	.354	--	--	--
	Total	31-51	.378	6th/Central	--	--
1992-93	Mike Dunleavy	28-54	.341	6th/Central	--	--
1993-94	Mike Dunleavy	20-62	.244	6th/Central	--	--
1994-95	Mike Dunleavy	34-48	.415	6th/Central	--	--
1995-96	Mike Dunleavy	25-57	.305	7th/Central	--	--
1996-97	Chris Ford	33-49	.402	7th/Central	--	--
1997-98	Chris Ford	36-46	.439	7th/Central	--	--
1998-99	George Karl	28-22	.560	4th/Central	0-3	.000
1999-00	George Karl	42-40	.512	5th/Central	2-3	.400
2000-01	George Karl	52-30	.634	1st/Central	10-8	.555
2001-02	George Karl	41-41	.500	5th/Central	--	--
2002-03	George Karl	42-40	.512	4th/Central	2-4	.333
2003-04	Terry Porter	41-41	.500	4th/Central	1-4	.200
2004-05	Terry Porter	30-52	.366	5th/Central	--	--
2005-06	Terry Stotts	40-42	.488	5th/Central	1-4	.200
2006-07	Terry Stotts	23-41	.359	--	--	--
	Larry Krystkowiak	5-13	.278	--	--	--
	Total	28-54	.342	5th/Central	--	--
2007-08	Larry Krystkowiak	26-56	.317	5th/Central	--	--
2008-09	Scott Skiles	34-48	.415	5th/Central	--	--
2009-10	Scott Skiles	46-36	.561	2nd/Central	3-4	.429
2010-11	Scott Skiles	35-47	.427	3rd/Central	--	--
2011-12	Scott Skiles	31-35	.470	3rd/Central	--	--
2012-13	Scott Skiles	16-16	.500	--	--	--
	Jim Boylan	22-28	.440	--	0-4	.000
	Total	38-44	.463	3rd/Central	0-4	.000
2013-14	Larry Drew	15-67	.183	5th/Central	--	--

ASSISTANT COACHES

Years	Coaches	Years	Coaches
1968-72	Tom Nissalke	1998-99	Terry Stotts, Ron Adams, Mike Woodson, Mike Thibault
1972-74	Hubie Brown	1999-02	Terry Stotts, Ron Adams, Mike Thibault, Don Newman
1974-76	Jack McKinney	2002-03	Ron Adams, Don Newman, Sam Mitchell
1976-77	Don Nelson, K.C. Jones	2003-04	Mike Schuler, Bob Ociepka, Sam Mitchell, Jim Todd
1977-79	John Kittlea	2004-05	Mike Schuler, Bob Ociepka, Jim Boylen, Jerome Kersey
1979-81	John Kittlea, Dave Wohl	2005-06	Lester Conner, Brian James, Bob Ociepka, Michael Sanders
1981-82	John Kittlea, Dave Wohl, Garry St. Jean	2006-07	Lester Conner, Brian James, Larry Krystkowiak, Michael Sanders
1982-83	John Kittlea, Garry St. Jean	2007-08	Tony Brown, Jim Todd, Brian James, Bill Peterson, Jarinn Akana
1983-86	Mike Schuler, Garry St. Jean	2008-09	Jim Boylan, Lionel Hollins, Kelvin Sampson, Joe Wolf, Bill Peterson, Adrian Griffin
1986-87	Del Harris, Rick Majerus, Les Habbage	2009-10	Jim Boylan, Kelvin Sampson, Joe Wolf, Bill Peterson, Adrian Griffin
1987-90	Frank Hamblen, Mack Calvin, Mike Dunleavy	2010-11	Jim Boylan, Kevin Sampson, Joe Wolf, Bill Peterson, Anthony Goldwire
1990-91	Frank Hamblen, Mack Calvin, Larry Riley	2011-12	Jim Boylan, Joe Wolf, Sidney Moncrief, Bill Peterson, Anthony Goldwire
1991-92	Frank Hamblen, Larry Riley, Butch Carter, Lee Rose	2012-13	Jim Boylan, Joe Wolf, Sidney Moncrief, Chris Gilmartin, Bill Peterson, Anthony Goldwire
1992-96	Frank Hamblen, Jim Ewen, Butch Carter	2013-14	Bill Peterson, Anthony Goldwire
1996-97	Bob Weinbauer, Jim Todd, Mike Woodson		Jim Clemons, Bob Bender, Nick Van Exel, Scott Williams, Josh Oppenheimer
1997-98	Dick Versace, Jim Todd, Mike Woodson		

(Bolded names indicate coaches who went on to become NBA head coaches.)

WINNING/LOSING STREAKS

LONGEST WINNING STREAKS

<u>Streak</u>	<u>Coach</u>	<u>Dates of Streak</u>	<u>End of Streak</u>	<u>Ended By</u>	<u>Score</u>
20	Costello	02/06/71 - 03/08/71	03/09/71	at Chicago	103-110 (OT)
16	Costello	10/24/70 - 11/25/70	11/27/70	vs. New York	94-103
16 *	Costello	02/28/73 - 10/13/73	10/14/73	at Seattle	100-109
13	Costello	10/17/73 - 11/13/73	11/16/73	at Boston	90-105
12	Nelson	01/26/82 - 02/21/82	02/23/82	at New York	110-113
11	Nelson	01/09/85 - 02/02/85	02/04/85	vs. Detroit	111-113 (OT)
10	Costello	01/02/71 - 01/20/71	01/22/71	vs. Atlanta	110-117
10	Costello	10/31/71 - 11/19/71	11/20/71	at Golden State	100-107
10	Costello	11/22/73 - 12/11/73	12/13/73	vs. Chicago	94-97
10	Nelson	10/13/79 - 11/03/79	11/04/79	vs. Seattle	101-114
10	Nelson	10/18/80 - 11/02/80	11/04/80	vs. Detroit	96-98
10	Nelson	02/06/86 - 02/28/86	03/02/86	at Washington	104-125

LONGEST LOSING STREAKS

<u>Streak</u>	<u>Coach</u>	<u>Dates of Streak</u>	<u>End of Streak</u>	<u>Team Beaten</u>	<u>Score</u>
15	Dunleavy	03/04/96 - 03/30/96	04/02/96	vs. Detroit	105-98
11	Costello	10/25/74 - 11/16/74	11/19/74	vs. Phoenix	122-108
11	Hamblen	03/24/92 - 04/10/92	04/12/92	at Philadelphia	94-90
11	Dunleavy	12/03/92 - 12/22/92	12/26/92	vs. New York	102-100 (OT)
11	Drew	11/09/13 - 11/29/13	11/30/13	vs. Boston	92-85
10	Dunleavy	11/06/93 - 11/26/93	11/27/93	vs. Boston	89-85
9 **	Costello/Nelson	11/13/76 - 11/27/76	11/30/76	vs. Portland	115-106
9	Dunleavy	04/02/94 - 04/19/94	04/20/94	vs. Detroit	103-78
9	Dunleavy	11/23/94 - 12/07/94	12/10/94	vs. Chicago	106-103
9	Ford	03/07/98 - 03/22/98	03/24/98	vs. Houston	118-108
9 *	Krystkowiak/Skiles	04/04/08 - 10/28/08	10/29/08	at Oklahoma City	98-87
9	Drew	01/02/14 - 01/19/14	01/22/14	vs. Detroit	104-101

Note:

* Spans two seasons

** Costello was replaced by Nelson on 11/21/76

LONGEST HOME WINNING STREAKS

<u>Streak</u>	<u>Dates of Streak</u>	<u>End of Streak</u>	<u>Ended By</u>	<u>Score</u>
24 *	02/12/85 - 11/30/85	12/03/85	Boston	109-112
20 *	02/06/70 - 11/13/70	11/20/73	Golden State	105-108
20 *	04/19/90 - 01/08/91	01/11/91	Philadelphia	105-120
18	11/29/70 - 01/17/71	01/22/71	Atlanta	110-117
16	11/28/80 - 01/18/81	02/03/81	Indiana	99-108
13	01/23/71 - 03/08/71	03/14/71	Phoenix	113-125 (Madison)
11 [four times]	12/09/00 - 01/23/01	01/27/01	Detroit	103-108

LONGEST ROAD WINNING STREAKS

<u>Streak</u>	<u>Dates of Streak</u>	<u>End of Streak</u>	<u>Ended By</u>	<u>Score</u>
11	10/18/80 - 11/23/80	11/29/80	Washington	98-89
10 *	03/04/73 - 10/13/73	10/14/73	Seattle	109-100
9	10/31/70 - 11/24/70	11/28/70	New York	100-99
9	02/06/71 - 03/05/71	03/09/71	Chicago	110-103 (OT)
9	12/01/81 - 01/13/82	01/20/82	Dallas	109-104
7	12/30/69 - 01/31/70	02/01/70	Seattle	118-116

LONGEST HOME LOSING STREAKS

<u>Streak</u>	<u>Dates of Streak</u>	<u>End of Streak</u>	<u>Team Beaten</u>	<u>Score</u>
8 *	04/15/93 - 11/24/93	11/27/93	Boston	85-89
7	02/05/00 - 02/25/00	02/27/00	Orlando	95-102
6	02/04/12 - 02/20/12	02/28/12	Washington	119-118
6	01/07/93 - 01/23/93	01/26/93	Houston	86-100
5 [10 times]	11/09/13 - 11/27/13	11/30/13	Boston	92-85

LONGEST ROAD LOSING STREAKS

<u>Streak</u>	<u>Dates of Streak</u>	<u>End of Streak</u>	<u>Team Beaten</u>	<u>Score</u>
24	01/10/92 - 04/10/92	04/12/92	Philadelphia	94-90
16	10/24/76 - 12/15/76	12/17/76	New Jersey	126-110
15	02/25/94 - 04/23/94	11/04/94	Philadelphia	91-86
14	03/04/05 - 04/18/05	11/01/05	Philadelphia	117-108 (OT)
14	02/27/14 - 04/14/14	N/A	N/A	N/A

Note:

* Spans two seasons

FINAL MARGINS & POINT TOTALS

MARGINS OF VICTORY/DEFEAT

BUCKS LARGEST MARGIN OF VICTORY

Margin	Date	Opponent	Score
59	12/26/78	Detroit	143-84
58	12/15/85	Sacramento	140-82
56	03/14/79	New Orleans	158-102
52	01/10/71	Baltimore	151-99
50	01/10/00	Charlotte	137-87
48	03/27/80	Denver	143-95
45	01/02/71	Cleveland	118-73
44	12/19/72	Seattle	121-77
43	03/24/72	New York	131-88
42	12/11/70	Cleveland	134-92
41	02/14/89	New Jersey	132-91
39	12/29/71	Portland	123-84
39	12/11/73	Seattle	130-91
39	02/11/79	Denver	126-87
39	03/24/87	New York	135-96
39	04/10/87	at New York	132-93
39	03/11/88	Denver	132-93
39	02/20/02	Houston	115-76
38	12/03/71	Cincinnati	120-82
38	11/10/72	Baltimore	120-82
38	04/12/86	New York	116-78
38	04/20/88	Washington	132-94
37	03/30/12	at Cleveland	121-84
36	02/14/71	at Atlanta	124-88
36	11/07/92	Boston	124-88

BUCKS LARGEST MARGIN OF DEFEAT

Margin	Date	Opponent	Score
48	01/27/90	at Utah	96-144
48	02/20/95	Orlando	104-152
45	12/31/07	at Detroit	69-114
44	11/06/68	at Philadelphia	96-136
43	01/24/76	at Cleveland	89-132
43	01/30/08	at Philadelphia	69-112
42	10/14/78	at San Antonio	111-153
40	04/22/94	New York	85-125
39	01/15/87	at Atlanta	91-130
39	03/14/05	at Miami	71-110
38	03/05/78	at Portland	88-126
37	12/20/75	at Golden State	87-124
36	02/19/74	at Buffalo	109-145
36	02/26/88	at Boston	96-132
35	04/24/94	at New Jersey	100-135
34	04/11/76	Chicago	77-111
34	04/01/00	at Portland	79-113
34	04/17/02	at Detroit	89-123
33	12/26/68	at Boston	106-139
33	03/31/04	at Indiana	78-111
32	12/23/94	at Orlando	91-123
32	01/03/95	at Utah	91-123
32	12/11/13	San Antonio	77-109
31	01/22/91	at Seattle	101-132
31	12/22/97	Washington	79-110
31	01/25/08	at Toronto	75-106
31	03/13/11	at Boston	56-87

Note:

* Indicates one overtime period

Game was played in Green Bay, WI

HIGH/LOW POINT TOTALS

BUCKS HIGHEST SCORING GAMES

Points	Date	Opponent	Score
166 ***	03/06/82	at San Antonio	171-166
158	03/14/79	New Orleans	158-102
155 *****	11/09/89	Seattle	155-154
152 ***	12/16/77	New York	152-150
151	01/10/71	Baltimore	151-99
147	03/18/79	San Antonio	147-127
144	02/22/70	at Phoenix	144-142
143	12/31/69	San Diego	143-126
143	12/26/78	Detroit	143-84
143	03/27/80	Denver	143-95

BUCKS LOWEST SCORING GAMES

Points	Date	Opponent	Score
56	03/13/11	at Boston	56-87
58	02/21/03	at Seattle	58-88
62	12/05/97	at Chicago	62-84
65	11/21/96	Atlanta	65-73
67	03/29/14	Miami	67-88
69	11/28/75	at Chicago	69-89
69	12/31/07	at Detroit	69-114
69	01/30/08	at Philadelphia	69-112
70	10/19/74	at Chicago	70-87
70	04/25/99	at Atlanta	70-85
71	11/04/95	New York	71-84
71	01/31/96	at Cleveland	71-81
71	01/18/97	at Atlanta	71-94
71	12/04/01	New York	71-85
71	03/14/05	at Miami	71-110

OPPONENTS HIGHEST SCORING GAMES

Points	Date	Opponent	Score
171 ***	03/06/82	at San Antonio	166-171
154 *****	11/09/89	Seattle	155-154
153	10/14/78	at San Antonio	111-153
152	02/20/95	Orlando	104-152
151	04/14/08	Chicago	135-151
150 ***	12/16/77	New York	152-150
145	02/19/74	at Buffalo	109-145
144	01/27/90	at Utah	96-144
143	03/03/69	Philadelphia	132-143
141	11/24/68	at Seattle	120-141
141 #	03/13/69	Seattle	118-141
141	11/17/83	at San Diego	122-141

OPPONENTS LOWEST SCORING GAMES

Points	Date	Opponent	Score
62	11/22/97	at Dallas	83-62
62	11/23/03	at Toronto	82-62
63	10/21/72	at Buffalo	91-63
67	02/22/10	at New York	83-67
68	11/01/03	Chicago	98-68
70	01/02/01	at Chicago	104-70
71	02/22/98	Cleveland	79-71
71	02/27/10	at Miami	94-71
72	11/23/74	at New York	90-72
72	02/24/80	at Kansas City	94-72
72	03/12/00	Cleveland	103-72
72	11/03/07	Chicago	78-72
72	11/06/09	at Minnesota	87-72
72	11/13/10	Golden State	79-72
73	01/02/71	Cleveland	118-73
73	11/21/96	Atlanta	65-73
73	04/04/00	Chicago	92-73
73	02/27/05	Seattle	99-73

GENERAL
INFO

FRONT
OFFICE

PLAYERS

2013-14
SEASON

STATS &
RECORDS

HISTORY

NBA

OPPONENTS

MEDIA

OVERTIME HISTORY & TRIPLE-DOUBLES

OVERTIME HISTORY - YEAR-BY-YEAR

Year	Overall	Home	Road
1968-69	0-0	0-0	0-0
1969-70	2-2	1-1	1-1
1970-71	2-1	2-0	0-1
1971-72	3-1 *	2-0	1-1
1972-73	3-0 *	0-0	3-0
1973-74	3-0 *	3-0	0-0
1974-75	1-3 *	1-1	0-2
1975-76	3-2	2-0	1-2
1976-77	0-1	0-1	0-0
1977-78	8-1	6-1	2-0
1978-79	3-3	1-2	2-1
1979-80	3-2	0-1	3-1
1980-81	3-0	2-0	1-0
1981-82	2-1	2-0	0-1
1982-83	2-3	1-0	1-3
1983-84	4-3	1-2	3-1
1984-85	2-3	0-2	2-1
1985-86	3-2	0-1	3-1
1986-87	1-2	1-1	0-1
1987-88	3-1	1-0	2-1
1988-89	2-0	1-0	1-0
1989-90	2-0	2-0	0-0
1990-91	4-3	1-0	3-3
1991-92	2-6	1-3	1-3
1992-93	1-1	1-1	0-0
1993-94	0-1	0-1	0-0
1994-95	2-4	1-0	1-4
1995-96	1-1	0-1	1-0
1996-97	2-0	2-0	0-0
1997-98	5-4	3-3	2-1
1998-99	1-1	0-0	1-1
1999-00	1-4	1-1	0-3
2000-01	1-2	1-0	0-2
2001-02	2-6	1-5	1-1
2002-03	4-4	3-2	1-2
2003-04	1-3	1-1	0-2
2004-05	1-2	0-0	1-2
2005-06	5-1	4-0	1-1
2006-07	1-4	1-2	0-2
2007-08	2-4	2-1	0-3
2008-09	2-2	1-2	1-0
2009-10	4-6	3-2	1-4
2010-11	3-3	1-2	2-1
2011-12	1-0	0-0	1-0
2012-13	3-3	2-0	1-3
2013-14	1-6	0-2	1-4
TOTAL	105-102	59-42	46-60
	(.507)	(.584)	(.434)

DOUBLE-OVERTIME GAMES

Date	Result	Opponent	Score
10/21/70	W	Baltimore	122-120
11/08/75	W	at Washington	99-95
03/08/78	W	at New York	127-125
01/10/79	L	Atlanta	113-117
03/16/79	W	Washington	134-126
01/15/83	W	at Chicago	128-126
01/24/84	L	at Washington	117-123
03/11/84	L	Atlanta	128-129
02/24/87	W	Indiana	120-114
01/06/89	W	at Washington **	128-121
12/21/94	L	at Miami	112-122
12/27/97	L	at New Jersey	104-112
01/08/00	W	Washington	130-129
03/03/01	W	Chicago	126-122
01/26/02	L	New York	127-129
12/09/02	W	at Cleveland	140-133
11/14/04	L	at Miami	110-112
02/08/06	W	Orlando	94-89
02/08/07	L	at NO/OKC ***	101-109
02/21/07	L	at Indiana	129-136
12/17/08	L	at Cleveland	99-104
12/12/09	W	Portland	108-101
03/19/10	W	at Sacramento	114-108
12/18/13	L	New York	101-107

TRIPLE-OVERTIME GAMES

Date	Result	Opponent	Score
12/16/77	W	New York	152-150
03/06/82	L	at San Antonio	166-171

FIVE-OVERTIME GAMES

Date	Result	Opponent	Score
11/09/89	W	Seattle	155-154

Notes:

* 10 Consecutive overtime victories from 2/26/72-11/30/74

** Game played in Baltimore

*** Game played in Oklahoma City

ALL-TIME TRIPLE-DOUBLES (48 TOTAL - 19 PLAYERS)

Date	Opp	Pt	Rb	As	St	Bk	Player
12/18/70	BOS	17	10	10	0	0	Greg Smith
01/09/71	DET	27	14	10	0	0	Kareem Abdul-Jabbar
02/09/71	DET	25	10	14	0	0	Oscar Robertson
03/01/71	PHI	29	12	10	0	0	Oscar Robertson
03/05/71	DET	18	10	16	0	0	Oscar Robertson
02/26/72	PHO	44	20	11	0	0	Kareem Abdul-Jabbar
03/01/73	NYK	36	14	11	0	0	Kareem Abdul-Jabbar
03/21/73	SEA	36	11	14	0	0	Kareem Abdul-Jabbar
11/02/73	CLE	35	16	11	5	0	Kareem Abdul-Jabbar
11/03/73	DET	19	16	5	2	10	Kareem Abdul-Jabbar
01/25/74	PHO	31	17	10	0	5	Kareem Abdul-Jabbar
03/19/74	GS	14	10	10	3	0	Oscar Robertson
03/24/74	POR	14	10	10	1	0	Oscar Robertson
01/19/75	POR	50	15	11	1	3	Kareem Abdul-Jabbar
02/27/80	PHO	25	11	11	1	2	Marques Johnson
11/16/80	CHI	20	13	10	1	1	Marques Johnson
12/17/80	NJ	18	10	11	2	1	Mickey Johnson
01/12/83	PHI	22	10	10	2	0	Marques Johnson
11/30/83	DEN	21	10	11	2	1	Marques Johnson
12/23/83	CLE	16	10	10	1	0	Sidney Moncrief
02/10/84	SA	27	10	10	0	1	Sidney Moncrief
01/03/85	LAC	17	12	11	1	1	Paul Pressey
02/01/85	SEA	21	11	11	1	2	Sidney Moncrief
02/04/85	DET	26	10	10	2	1	Sidney Moncrief
12/18/85	LAL	17	10	11	2	0	Sidney Moncrief
03/25/86	NJ	11	10	10	3	2	Paul Pressey
11/11/86	IND	17	10	12	0	0	Paul Pressey
12/10/86	LAL	27	10	11	5	0	Paul Pressey
01/16/87	DAL	39	15	10	6	0	Terry Cummings
11/25/87	CHI	18	13	10	2	0	Paul Pressey
12/30/87	HOU	16	10	11	2	0	Paul Pressey
01/21/90	MIA	19	15	11	4	0	Alvin Robertson
02/01/90	ORL	16	14	10	2	1	Alvin Robertson
11/13/90	BOS	15	10	11	4	0	Alvin Robertson
11/30/90	NY	17	10	15	3	0	Alvin Robertson
12/26/90	GS	25	16	12	5	1	Alvin Robertson
03/14/95	CHA	12	12	12	0	0	Vin Baker
01/05/96	POR	15	10	11	1	0	Sherman Douglas
02/07/01	BOS	20	10	11	0	0	Ray Allen
12/09/02	CLE	39	10	10	2	0	Sam Cassell
01/22/03	BOS	14	11	16	0	0	Sam Cassell
03/28/06	PHO	19	10	13	3	0	Charlie Bell
12/20/06	MIA	19	11	10	0	0	Mo Williams
04/01/09	LAL	16	10	16	2	0	Ramon Sessions
10/30/10	CHA	20	10	10	1	0	Brandon Jennings
04/09/11	CLE	15	13	13	0	2	Drew Gooden
03/14/12	CLE	15	10	13	1	2	Drew Gooden
11/30/12	MIN	10	12	1	1	10	Larry Sanders

POSTSEASON AWARDS & ALL-STAR APPEARANCES

REGULAR SEASON MVP

1970-71	Kareem Abdul-Jabbar
1971-72	Kareem Abdul-Jabbar
1973-74	Kareem Abdul-Jabbar

ALL-STAR GAME

1968-69	Jon McGlocklin
1969-70	Kareem Abdul-Jabbar Flynn Robinson
1970-71	Kareem Abdul-Jabbar [S] Oscar Robertson
1971-72	Kareem Abdul-Jabbar [S] Oscar Robertson
1972-73	Kareem Abdul-Jabbar # Bob Dandridge
1973-74	Kareem Abdul-Jabbar [S]
1974-75	Kareem Abdul-Jabbar [S] Bob Dandridge Jim Price
1975-76	Bob Dandridge [S] Brian Winters [S] Brian Winters
1977-78	Marques Johnson [S]
1978-79	Marques Johnson [S]
1979-80	Marques Johnson
1980-81	Sidney Moncrief
1981-82	Bob Lanier
1982-83	Sidney Moncrief Marques Johnson
1983-84	Sidney Moncrief [S]
1984-85	Sidney Moncrief Terry Cummings
1985-86	Sidney Moncrief [S]
1990-91	Alvin Robertson Ricky Pierce
1994-95	Vin Baker
1995-96	Vin Baker
1996-97	Vin Baker
1999-00	Ray Allen Glenn Robinson
2000-01	Ray Allen Glenn Robinson
2001-02	Ray Allen
2003-04	Michael Redd

Note: [S] starter; # selected but did not play

ROOKIE GAME

1994-95	Glenn Robinson [rookie]
1996-97	Ray Allen [rookie]
2005-06	Andrew Bogut [rookie] T.J. Ford [sophomore]
2006-07	Andrew Bogut [sophomore]
2007-08	Yi Jianlian [rookie]
2009-10	Brandon Jennings [rookie]
2010-11	Brandon Jennings [sophomore]
2013-14	Giannis Antetokounmpo [rookie]

SLAM DUNK CONTEST

1986-87	Paul Pressey (6th)
1996-97	Ray Allen (T-4th)
2010-11	Brandon Jennings (did not participate due to injury)

SKILLS CHALLENGE

2009-10	Brandon Jennings
2013-14	Giannis Antetokounmpo

LONG DISTANCE SHOOTOUT

1985-86	Craig Hodges (2nd)
1986-87	Craig Hodges (5th)
1987-88	Craig Hodges (8th)
1993-94	Eric Murdock (8th)
1999-00	Ray Allen (3rd)
2000-01	Ray Allen (1st)
2001-02	Ray Allen (5th)

TOP SIXTH MAN

1986-87	Ricky Pierce
1989-90	Ricky Pierce

FINALS MVP

1970-71	Kareem Abdul-Jabbar
---------	---------------------

ROOKIE OF THE YEAR

1969-70	Kareem Abdul-Jabbar
---------	---------------------

COACH OF THE YEAR

1982-83	Don Nelson
1984-85	Don Nelson

EXECUTIVE OF THE YEAR

2009-10	John Hammond
---------	--------------

DEFENSIVE PLAYER OF THE YEAR

1982-83	Sidney Moncrief
1983-84	Sidney Moncrief

ALL-DEFENSIVE TEAM

1969-70	Kareem Abdul-Jabbar (2nd)
1970-71	Kareem Abdul-Jabbar (2nd)
1973-74	Kareem Abdul-Jabbar
1974-75	Kareem Abdul-Jabbar
1977-78	Quinn Buckner (2nd)
1979-80	Quinn Buckner (2nd)
1980-81	Quinn Buckner (2nd)
1981-82	Sidney Moncrief (2nd) Quinn Buckner (2nd)
1982-83	Sidney Moncrief
1983-84	Sidney Moncrief
1984-85	Sidney Moncrief Paul Pressey
1985-86	Sidney Moncrief Paul Pressey
1986-87	Paul Pressey (2nd)
1989-90	Alvin Robertson (2nd)
1990-91	Alvin Robertson

ALL-NBA TEAM

1969-70	Kareem Abdul-Jabbar (2nd)
1970-71	Kareem Abdul-Jabbar Oscar Robertson (2nd)
1971-72	Kareem Abdul-Jabbar
1972-73	Kareem Abdul-Jabbar
1973-74	Kareem Abdul-Jabbar
1978-79	Marques Johnson
1979-80	Marques Johnson (2nd)
1980-81	Marques Johnson (2nd)
1981-82	Sidney Moncrief (2nd)
1982-83	Sidney Moncrief
1983-84	Sidney Moncrief (2nd)
1984-85	Sidney Moncrief (2nd) Terry Cummings (2nd)
1985-86	Sidney Moncrief (2nd)
1988-89	Terry Cummings (3rd)
1996-97	Vin Baker (3rd)
2000-01	Ray Allen (3rd)
2003-04	Michael Redd (3rd)
2009-10	Andrew Bogut (3rd)

ALL-ROOKIE TEAM

1969-70	Kareem Abdul-Jabbar Bob Dandridge
1976-77	Quinn Buckner (2nd)
1977-78	Marques Johnson
1979-80	Sidney Moncrief (2nd)
1993-94	Vin Baker
1994-95	Glenn Robinson
1996-97	Ray Allen (2nd)
2003-04	T.J. Ford (2nd)
2005-06	Andrew Bogut (1st)
2009-10	Brandon Jennings (1st)
2013-14	Giannis Antetokounmpo (2nd)

GENERAL
INFO

FRONT
OFFICE

PLAYERS

2013-14
SEASON

STATS &
RECORDS

HISTORY

NBA

OPPONENTS

MEDIA

ATTENDANCE

REGULAR SEASON

MILWAUKEE ARENA

<u>Season</u>	<u>Games</u>	<u>Attendance</u>	<u>Average</u>	<u>Sellout</u>	<u>% Capacity</u>	<u>Home</u>	<u>Overall</u>
1968-69	34	212,362	6,246	1	.581	15-19	27-55
1969-70	38	360,650	9,490	13	.883	27-11	56-26
1970-71	36	378,106	10,503	17	.977	34-2	66-16
1971-72	36	372,439	10,346	22	.963	31-5	63-19
1972-73	38	372,951	9,815	15	.913	33-5	60-22
1973-74	38	373,135	9,819	15	.898	31-7	59-23
1974-75	38	403,201	10,611	24	.970	24-14	38-44
1975-76	41	426,784	10,409	18	.952	22-19	38-44
1976-77	41	396,947	9,682	6	.885	24-17	30-52
1977-78	41	435,057	10,611	27	.970	28-13	44-38
1978-79	41	443,926	10,827	32	.990	28-13	38-44
1979-80	41	446,972	10,902	39	.997	28-13	49-33
1980-81	41	448,366	10,936	35	.989	34-7	60-22
1981-82	41	443,288	10,812	25	.978	31-10	55-27
1982-83	41	425,572	10,380	15	.939	31-10	51-31
1983-84	41	414,250	10,103	10	.914	30-11	50-32
1984-85	41	422,924	10,315	18	.933	36-5	59-23
1985-86	41	443,064	10,806	25	.978	33-8	57-25
1986-87	41	450,987	11,000	36	.995	32-9	50-32
1987-88	41	452,057	11,026	38	.998	30-11	42-40
TOTAL	791	8,123,038	10,269	431	.938	582-209	992-648

NOTE:

Prior to the '73-74 season, Arena capacity was 10,746.

Starting in '73-74, capacity increased to 10,938, and to 11,052 in '80-81.

BMO HARRIS BRADLEY CENTER

<u>Season</u>	<u>Games</u>	<u>Attendance</u>	<u>Average</u>	<u>Sellout</u>	<u>% Capacity</u>	<u>Home</u>	<u>Overall</u>
1988-89	41	700,984	17,097	20	.918	31-10	49-33
1989-90	41	659,602	16,088	8	.863	27-14	44-38
1990-91	41	676,687	16,505	10	.886	33-8	48-34
1991-92	41	635,515	15,500	3	.832	25-16	31-51
1992-93	41	661,269	16,129	7	.866	18-23	28-54
1993-94	41	634,107	15,466	5	.830	11-30	20-62
1994-95	41	670,720	16,359	13	.878	22-19	34-48
1995-96	41	647,088	15,782	7	.847	14-27	25-57
1996-97	41	636,083	15,514	3	.830	20-21	33-49
1997-98	41	638,034	15,562	6	.831	21-20	36-46
1998-99	25	381,948	15,278	1	.816	17-8	28-22
1999-00	41	628,605	15,332	3	.819	23-18	42-40
2000-01	41	683,125	16,662	15	.890	31-10	52-30
2001-02	41	745,305	18,178	25	.971	25-16	41-41
2002-03	41	665,956	16,243	5	.868	25-16	42-40
2003-04	41	690,200	16,834	11	.899	27-14	41-41
2004-05	41	637,009	15,537	1	.830	23-18	30-52
2005-06	41	681,337	16,618	7	.888	25-16	40-42
2006-07	41	663,629	16,186	3	.865	18-23	28-54
2007-08	41	639,421	15,595	3	.833	19-22	26-56
2008-09	41	630,521	15,379	2	.822	22-19	34-48
2009-10	41	619,453	15,109	5	.807	28-13	46-36
2010-11	41	631,910	15,412	4	.823	22-19	35-47
2011-12	33	485,717	14,719	2	.786	17-16	31-35
2012-13	41	616,469	15,036	2	.803	21-20	38-44
2013-14	41	552,067	13,465	0	.719	10-31	15-67
TOTAL	1,042	16,512,761	15,847	171	.848	575-467	917-1,167

NOTES:

The capacity of the Bradley Center increased from 18,633 to 18,717 on Dec 26, 1996.

BMO Harris Bank became the naming sponsor of the Bradley Center prior to the 2012-13 season.

TOTALS

<u>Season</u>	<u>Games</u>	<u>Attendance</u>	<u>Average</u>	<u>Sellout</u>	<u>% Capacity</u>	<u>Home</u>	<u>Overall</u>
1968-2014	1,833	24,635,799	13,440	602	.876	1,157-676	1,909-1,815

PLAYOFFS

MILWAUKEE ARENA

Season	Games	Attendance	Average	Sellout	% Capacity	Home	Overall
1969-70	2	21,492	10,746	2	1.000	1-1	5-5
1970-71	5	53,730	10,746	5	1.000	5-0	12-2
1971-72	6	63,607	10,601	5	.987	3-3	6-5
1972-73	2	21,125	10,563	1	.983	1-1	2-4
1973-74	9	98,442	10,938	9	1.000	6-3	11-5
1975-76	2	17,125	8,563	0	.783	1-1	1-2
1977-78	4	43,752	10,938	4	1.000	3-1	5-4
1979-80	3	32,814	10,938	3	1.000	1-2	3-4
1980-81	3	33,156	11,052	3	1.000	2-1	3-4
1981-82	3	33,156	11,052	3	1.000	1-2	2-4
1982-83	4	44,208	11,052	4	1.000	3-1	5-4
1983-84	8	87,471	10,934	7	.989	6-2	8-8
1984-85	4	44,208	11,052	4	1.000	2-2	3-5
1985-86	8	88,416	11,052	8	1.000	5-3	7-7
1986-87	6	66,312	11,052	6	1.000	4-2	6-6
1987-88	2	22,104	11,052	2	1.000	2-0	2-3
TOTAL	71	771,118	10,861	66	.991	46-25	81-72

BMO HARRIS BRADLEY CENTER

Season	Games	Attendance	Average	Sellout	% Capacity	Home	Overall
1988-89	4	74,368	18,592	3	.998	1-3	3-6
1989-90	2	37,208	18,604	1	.998	0-2	1-3
1990-91	2	29,210	14,605	0	.784	0-2	0-3
1998-99	1	18,717	18,717	1	1.000	0-1	0-3
1999-00	2	36,789	18,395	1	.983	1-1	2-3
2000-01	9	168,453	18,717	9	1.000	7-2	10-8
2002-03	3	54,647	18,216	1	.973	1-2	2-4
2003-04	2	36,033	18,017	1	.963	0-2	1-4
2005-06	2	35,013	17,507	1	.935	1-1	1-4
2009-10	3	56,151	18,717	3	1.000	2-1	3-4
2012-13	2	36,882	18,441	1	.985	0-2	0-4
TOTAL	32	583,471	18,233	22	.974	13-19	23-46

TOTALS

Season	Games	Attendance	Average	Sellout	% Capacity	Home	Overall
1969-2013	103	1,354,589	13,151	87	.978	59-44	104-118

OFF-SITE GAMES

From 1968 through 1975 the Bucks played 28 home games outside of Milwaukee with 25 being held in Madison. The following details those games.

1968-69

Date	Opponent	Result	Location	Attendance
11/6	Los Angeles	L, 115-128	Madison, WI	8,950
12/11	San Francisco	W, 106-96	Madison, WI	2,089
1/2	Cincinnati	L, 109-113	Madison, WI	3,116
1/20	Detroit	W, 102-101	Madison, WI	3,344
2/23	Phoenix	W, 107-103	Green Bay, WI	4,347
3/13	Seattle	L, 118-141	Green Bay, WI	3,461
Total	6 games	3-3 record	4,218 average	25,307

1969-70

Date	Opponent	Result	Location	Attendance
11/25	Atlanta	W, 130-115	St. Louis, MO	11,015
12/14	San Diego	W, 118-105	Madison, WI	6,015
3/15	Chicago	L, 107-130	Madison, WI	9,272
Total	3 games	2-1 record	8,767 average	26,302

1970-71

Date	Opponent	Result	Location	Attendance
12/28	Cincinnati	W, 137-114	Madison, WI	8,485
1/6	Chicago	W, 119-106	Madison, WI	6,093
1/31	Detroit	W, 131-104	Madison, WI	9,035
2/17	Philadelphia	W, 119-114	Madison, WI	8,133
3/14	Phoenix	L, 113-125	Madison, WI	9,035
Total	5 games	4-1 record	8,156 average	40,781

1971-72

Date	Opponent	Result	Location	Attendance
11/14	Philadelphia	W, 125-114	Madison, WI	7,522
12/15	Buffalo	W, 122-108	Madison, WI	5,661
12/22	Boston	L, 98-104	Madison, WI	9,035
2/26	Phoenix	W, 119-117*	Madison, WI	9,371
3/1	Los Angeles	L, 108-109	Madison, WI	9,227
Total	5 games	3-2 record	8,163 average	40,816

1972-73

Date	Opponent	Result	Location	Attendance
1/25	Houston	L, 125-129	Madison, WI	6,898
2/20	Cleveland	W, 118-100	Madison, WI	6,487
3/19	Detroit	W, 118-99	Madison, WI	9,304
Total	3 games	2-1 record	7,563 average	22,689

1973-74

Date	Opponent	Result	Location	Attendance
1/23	Buffalo	W, 114-88	Madison, WI	7,325
2/20	Atlanta	W, 110-94	Madison, WI	9,455
3/3	Houston	W, 112-106*	Madison, WI	7,089
Total	3 games	3-0 record	7,956 average	23,869

1974-75

Date	Opponent	Result	Location	Attendance
12/1	Philadelphia	W, 117-112	Madison, WI	5,032
2/6	Kansas City	L, 94-95	Madison, WI	8,108
2/23	Phoenix	L, 97-106	Madison, WI	8,832
Total	3 games	1-2 record	7,323 average	21,972

TOTALS

28 games	18-10 record	7,204 average	201,736
----------	--------------	---------------	---------

* Denotes overtime period

GENERAL
INFO

FRONT
OFFICE

PLAYERS

2013-14
SEASON

STATS &
RECORDS

HISTORY

NBA

OPPONENTS

MEDIA

ALL-TIME PLAYOFF RESULTS

1970

1970 EASTERN DIVISION SEMIFINALS - BUCKS 4, PHILADELPHIA 1

Date	Opponent	W/L	Score	H	R	I	High Scorer	Opp. High Scorer	Atten.
3/25/70	Philadelphia	W	125-118	1-0	0-0	1-0	Abdul-Jabbar 36	Two players 21	9,686
3/27/70	Philadelphia	L	105-112	1-1	0-0	1-1	Abdul-Jabbar 33	Cunningham 37	9,686
3/30/70	@ Phila.	W	156-120	1-1	1-0	2-1	Abdul-Jabbar 33	Clark 20	15,244
4/01/70	@ Phila.	W	118-111	1-1	2-0	3-1	Abdul-Jabbar 33	Cunningham 50	14,206
4/03/70	Philadelphia	W	115-106	2-1	2-0	4-1	Abdul-Jabbar 46	Cunningham 28	12,868

[Bucks first round home games played in Madison, WI]

1970 EASTERN DIVISION FINALS - NEW YORK 4, BUCKS 1

Date	Opponent	W/L	Score	H	R	I	High Scorer	Opp. High Scorer	Atten.
4/11/70	@ New York	L	102-110	2-1	2-1	4-2	Abdul-Jabbar 35	Reed 24	19,500
4/13/70	@ New York	L	111-112	2-1	2-2	4-3	Abdul-Jabbar 38	Reed 36	19,500
4/17/70	New York	W	101-96	3-1	2-2	5-3	Abdul-Jabbar 33	Reed 21	10,746
4/19/70	New York	L	105-117	3-2	2-2	5-4	Abdul-Jabbar 38	Reed 26	10,746
4/20/70	@ New York	L	96-132	3-2	2-3	5-5	Abdul-Jabbar 27	Reed 32	19,500

1971

1971 WESTERN CONFERENCE SEMIFINALS - BUCKS 4, SAN FRANCISCO 1

Date	Opponent	W/L	Score	H	R	I	High Scorer	Opp. High Scorer	Atten.
3/27/71	@ San Fran.	W	107-96	3-2	3-3	6-5	Robertson 31	Mullins 30	11,216
3/29/71	San Fran.	W	104-90	4-2	3-3	7-5	Abdul-Jabbar 26	Thurmond 18	12,868
3/30/71	San Fran.	W	114-102	5-2	3-3	8-5	Abdul-Jabbar 33	Lucas 25	12,868
4/01/71	@ San Fran.	L	104-106	5-2	3-4	8-6	Abdul-Jabbar 32	Lucas 32	7,615
4/04/71	San Fran.	W	136-86	6-2	3-4	9-6	McGlocklin 28	Williams 13	12,868

[Bucks first round home games played in Madison, WI]

1971 WESTERN CONFERENCE FINALS - BUCKS 4, LOS ANGELES 1

Date	Opponent	W/L	Score	H	R	I	High Scorer	Opp. High Scorer	Atten.
4/09/71	Los Angeles	W	106-85	7-2	3-4	10-6	Abdul-Jabbar 32	Chamberlain 22	10,746
4/11/71	Los Angeles	W	91-73	8-2	3-4	11-6	Abdul-Jabbar 22	Chamberlain 26	10,746
4/14/71	@ LA	L	107-118	8-2	3-5	11-7	Dandridge 25	Four players 24	17,334
4/16/71	@ LA	W	117-94	8-2	4-5	12-7	Goodrich 26	Abdrick 26	17,505
4/18/71	Los Angeles	W	116-98	9-2	4-5	13-7	Smith 22	Hairston 27	10,746

1971 NBA FINALS - BUCKS 4, BALTIMORE 0

Date	Opponent	W/L	Score	H	R	I	High Scorer	Opp. High Scorer	Atten.
4/21/71	Baltimore	W	98-88	10-2	4-5	14-7	Abdul-Jabbar 31	Monroe 26	10,746
4/25/71	@ Baltimore	W	102-83	10-2	5-5	15-7	Abdul-Jabbar 27	Marin 22	12,289
4/28/71	Baltimore	W	107-99	11-2	5-5	16-7	Dandridge 29	Marin 21	10,746
4/30/71	@ Baltimore	W	118-106	11-2	6-5	17-7	Robertson 30	Carter 28	11,842

1972

1972 WESTERN CONFERENCE SEMIFINALS - BUCKS 4, GOLDEN STATE 1

Date	Opponent	W/L	Score	H	R	I	High Scorer	Opp. High Scorer	Atten.
3/28/72	Golden St.	L	106-117	11-3	6-5	17-8	Abdul-Jabbar 28	Barnett 30	9,877
3/30/72	Golden St.	W	118-93	12-3	6-5	18-8	Abdul-Jabbar 25	Thurmond 32	10,746
4/01/72	@ GS	W	122-94	12-3	7-5	19-8	Abdul-Jabbar 23	Thurmond 21	13,502
4/04/72	@ GS	W	106-99	12-3	8-5	20-8	Dandridge 31	Barnett 29	12,986
4/06/72	Golden St.	W	108-100	13-3	8-5	21-8	Dandridge 29	Thurmond 26	10,746

1972 WESTERN CONFERENCE FINALS - LOS ANGELES 4, BUCKS 2

Date	Opponent	W/L	Score	H	R	I	High Scorer	Opp. High Scorer	Atten.
4/09/72	@ LA	W	93-72	13-3	9-5	22-8	Abdul-Jabbar 33	Hairston 16	17,505
4/12/72	@ LA	L	134-135**	13-3	9-6	22-9	Abdul-Jabbar 40	McMillian 42	17,505
4/14/72	Los Angeles	L	105-108	13-4	9-6	22-10	Abdul-Jabbar 33	Goodrich 30	10,746
4/16/72	Los Angeles	W	114-88	14-4	9-6	23-10	Abdul-Jabbar 31	West 24	10,746
4/18/72	@ LA	L	90-115	14-4	9-7	23-11	Abdul-Jabbar 28	McMillian 25	17,505
4/22/72	Los Angeles	L	100-104	14-5	9-7	23-12	Abdul-Jabbar 37	West 25	10,746

1973

1973 WESTERN CONFERENCE SEMIFINALS - GOLDEN STATE 4, BUCKS 2

Date	Opponent	W/L	Score	H	R	I	High Scorer	Opp. High Scorer	Atten.
3/30/73	Golden St.	W	110-90	15-5	9-7	24-12	Abdul-Jabbar 22	Barry 22	10,746
4/01/73	Golden St.	L	92-95	15-6	9-7	24-13	Abdul-Jabbar 26	Russell 25	10,379
4/05/73	@ GS	W	113-93	15-6	10-7	25-13	Robertson 34	Mullins 21	8,493
4/07/73	@ GS	L	97-102	15-6	10-8	25-14	Abdul-Jabbar 25	Barry 38	8,173
4/10/73	Golden St.#	L	97-102	15-7	10-8	25-15	Four players 19	Lee 21	12,204
4/13/73	@ GS	L	86-100	15-7	10-9	25-16	Abdul-Jabbar 27	Barnett 26	13,175

#April 10 game played in Madison

(*) indicates one overtime period

ALL-TIME PLAYOFF RESULTS

1974 WESTERN CONFERENCE SEMIFINALS - BUCKS 4, LOS ANGELES 1

Date	Opponent	W/L	Score	H	R	I	High Scorer	Opp. High Scorer	Atten.
3/29/74	Los Angeles	W	99-95	16-7	10-9	26-16	Abdul-Jabbar 35	Goodrich 31	10,938
3/31/74	Los Angeles	W	109-90	17-7	10-9	27-16	Abdul-Jabbar 32	Goodrich 21	10,938
4/02/74	@ LA	L	96-98	17-7	10-10	27-17	Abdul-Jabbar 29	Smith 30	17,505
4/04/74	@ LA	W	112-90	17-7	11-10	28-17	Abdul-Jabbar 31	Smith 20	17,505
4/07/74	Los Angeles	W	114-92	18-7	11-10	29-17	Williams 22	Goodrich 22	10,938

GENERAL
INFO

1974 WESTERN CONFERENCE FINALS - BUCKS 4, CHICAGO 0

Date	Opponent	W/L	Score	H	R	I	High Scorer	Opp. High Scorer	Atten.
4/16/74	Chicago	W	101-85	19-7	11-10	30-17	Dandridge/Kareem 25	Van Lier 26	10,938
4/18/74	@ Chicago	W	113-111	19-7	12-10	31-17	Abdul-Jabbar 44	Walker 27	17,787
4/20/74	Chicago	W	113-90	20-7	12-10	32-17	Abdul-Jabbar 32	Love 30	10,938
4/22/74	@ Chicago	W	115-99	20-7	13-10	33-17	Abdul-Jabbar 38	Love 32	12,762

FRONT
OFFICE

1974 NBA FINALS - BOSTON 4, BUCKS 3

Date	Opponent	W/L	Score	H	R	I	High Scorer	Opp. High Scorer	Atten.
4/28/74	Boston	L	83-98	20-8	13-10	33-18	Abdul-Jabbar 35	Havlicek 26	10,938
4/30/74	Boston	W	105-96*	21-8	13-10	34-18	Abdul-Jabbar 36	White 25	10,938
5/03/74	@ Boston	L	83-95	21-8	13-11	34-19	Abdul-Jabbar 26	Cowens 31	15,320
5/05/74	@ Boston	W	97-89	21-8	14-11	35-19	Abdul-Jabbar 34	Havlicek 33	15,320
5/07/74	Boston	L	87-96	21-9	14-11	35-20	Abdul-Jabbar 37	Cowens/Havlicek 28	10,938
5/10/74	@ Boston	W	102-101**	21-9	15-11	36-20	Abdul-Jabbar 34	Havlicek 36	15,320
5/12/74	Boston	L	87-102	21-10	15-11	36-21	Abdul-Jabbar 26	Cowens 28	10,938

PLAYERS

1976 WESTERN CONFERENCE FIRST ROUND - DETROIT 2, BUCKS 1

Date	Opponent	W/L	Score	H	R	I	High Scorer	Opp. High Scorer	Atten.
4/13/76	Detroit	W	110-107	22-10	15-11	37-21	Brokaw 36	Lanier 25	8,912
4/15/76	@ Detroit	L	123-126	22-10	15-12	37-22	Winters/Dandridge 31	Lanier 35	8,330
4/18/76	Detroit	L	104-107	22-11	15-12	37-23	Winters/33	Lanier 28	8,213

2013-14
SEASON

1978 WESTERN CONFERENCE FIRST ROUND - BUCKS 2, PHOENIX 0

Date	Opponent	W/L	Score	H	R	I	High Scorer	Opp. High Scorer	Atten.
4/11/78	@ Phoenix	W	111-103	22-11	16-12	38-23	Winters 31	Davis 31	12,161
4/14/78	Phoenix	W	94-90	23-11	16-12	39-23	Johnson 33	Westphal 32	10,938

STATS &
RECORDS

1978 WESTERN CONFERENCE SEMIFINALS - DENVER 4, BUCKS 3

Date	Opponent	W/L	Score	H	R	I	High Scorer	Opp. High Scorer	Atten.
4/18/78	@ Denver	L	103-119	23-11	16-13	39-24	English 26	Thompson 27	17,297
4/21/78	@ Denver	L	111-127	23-11	16-14	39-25	Johnson 22	Issel 22	17,838
4/23/78	Denver	W	143-112	24-11	16-14	40-25	Johnson 35	Three players 18	10,938
4/25/78	Denver	L	104-118	24-12	16-14	40-26	Johnson/Winters 14	Thomson 34	10,398
4/28/78	@ Denver	W	117-112	24-12	17-14	41-26	Johnson 34	Jones 25	17,838
4/30/78	Denver	W	119-91	25-12	17-14	42-26	English 21	Thompson 28	10,938
5/03/78	@ Denver	L	110-116	25-12	17-15	42-27	Winters 27	Thompson 37	17,838

HISTORY

1980 WESTERN CONFERENCE SEMIFINALS - SEATTLE 4, BUCKS 3

Date	Opponent	W/L	Score	H	R	I	High Scorer	Opp. High Scorer	Atten.
4/08/80	@ Seattle	L	113-114*	25-12	17-16	42-28	Lanier 27	Williams 30	13,648
4/09/80	@ Seattle	W	114-112*	25-12	18-16	43-28	Winters 28	Shelton 25	14,050
4/11/80	Seattle	W	95-91	26-12	18-16	44-28	Lanier 24	Sikma 20	10,938
4/13/80	Seattle	L	107-112	26-13	18-16	44-29	Johnson 31	Williams 32	10,938
4/15/80	@ Seattle	W	108-97	26-13	19-16	45-29	Lanier 22	Williams 22	40,172
4/18/80	Seattle	L	85-86	26-14	19-16	45-30	Johnson 22	D. Johnson 18	10,938
4/20/80	@ Seattle	L	94-98	26-14	19-17	45-31	Johnson 22	Williams 33	14,050

NBA

1981 EASTERN CONFERENCE SEMIFINALS - PHILADELPHIA 4, BUCKS 3

Date	Opponent	W/L	Score	H	R	I	High Scorer	Opp. High Scorer	Atten.
4/05/81	@ Philadelphia	L	122-125	26-14	19-18	45-32	Bridgeman 32	Erving 38	9,727
4/07/81	@ Philadelphia	W	109-99	26-14	20-18	46-32	Ma. Johnson 22	B. Jones 22	15,259
4/10/81	Philadelphia	L	103-108	26-15	20-18	46-33	Ma. Johnson 29	Erving/Dawkins 23	11,052
4/12/81	Philadelphia	W	109-98	27-15	20-18	47-33	Ma. Johnson 35	Erving 22	11,052
4/15/81	@ Philadelphia	L	99-116	27-15	20-19	47-34	Mi. Johnson/Moncrief 20	Cheeks/Hollins 20	15,384
4/17/81	Philadelphia	W	109-86	28-15	20-19	48-34	Mi. Johnson 22	Erving 25	11,052
4/19/81	@ Philadelphia	L	98-99	28-15	20-20	48-35	Ma. Johnson 36	Erving 28	6,704

OPPONENTS

MEDIA

ALL-TIME PLAYOFF RESULTS

1982

1982 EASTERN CONFERENCE SEMIFINALS - PHILADELPHIA 4, BUCKS 2

Date	Opponent	W/L	Score	H	R	I	High Scorer	Opp. High Scorer	Atten.
4/25/82	@ Philadelphia	L	122-125	28-15	20-21	48-36	Ma. Johnson 27	Erving 34	10,086
4/28/82	@ Philadelphia	L	108-120	28-15	20-22	48-37	Winters 21	Toney 31	14,716
5/01/82	Philadelphia	W	92-91	29-15	20-22	49-37	Ma. Johnson 21	Cheeks 19	11,052
5/02/82	Philadelphia	L	93-100	29-16	20-22	49-38	Ma. Johnson 23	Erving 21	11,052
5/05/82	@ Philadelphia	W	110-98	29-16	21-22	50-38	Lanier 27	Erving 28	16,668
5/07/82	Philadelphia	L	90-102	29-17	21-22	50-39	Ma. Johnson 23	Cheeks 26	11,052

1983

1983 EASTERN CONFERENCE SEMIFINALS - BUCKS 4, BOSTON 0

Date	Opponent	W/L	Score	H	R	I	High Scorer	Opp. High Scorer	Atten.
4/27/83	@ Boston	W	116-95	29-17	22-22	51-39	Moncrief 22	Archibald 23	15,320
4/29/83	@ Boston	W	95-91	29-17	23-22	52-39	Moncrief 20	Ainge 25	15,320
5/01/83	Boston	W	107-99	30-17	23-22	53-39	Moncrief 26	Bird 21	11,052
5/02/83	Boston	W	107-93	31-17	23-22	54-39	Ma. Johnson 33	Bird 18	11,052

1983 EASTERN CONFERENCE FINALS - PHILADELPHIA 4, BUCKS 1

Date	Opponent	W/L	Score	H	R	I	High Scorer	Opp. High Scorer	Atten.
5/08/83	@ Philadelphia	L	109-111*	31-17	23-23	54-40	Ma. Johnson 30	Cheeks 26	18,482
5/11/83	@ Philadelphia	L	81-87	31-17	23-24	54-41	Ma. Johnson 25	Malone 26	18,482
5/14/83	Philadelphia	L	96-104	31-18	23-24	54-42	Bridgeman 24	Erving 26	11,052
5/15/83	Philadelphia	W	100-94	32-18	23-24	55-42	Ma. Johnson 19	Toney 24	11,052
5/18/83	@ Philadelphia	L	103-115	32-18	23-25	55-43	Ma. Johnson 21	Toney 30	18,482

1984

1984 EASTERN CONFERENCE FIRST ROUND - BUCKS 3, ATLANTA 2

Date	Opponent	W/L	Score	H	R	I	High Scorer	Opp. High Scorer	Atten.
4/17/84	Atlanta	W	105-89	33-18	23-25	56-43	Moncrief 19	Roundfield/Wilkins 21	10,107
4/19/84	Atlanta	W	101-87	34-18	23-25	57-43	Johnson 27	Wilkins 22	11,052
4/21/84	@ Atlanta	L	94-103	34-18	23-26	57-44	Johnson 28	Roundfield 25	5,395
4/24/84	@ Atlanta	L	97-100	34-18	23-27	57-45	Bridgeman 20	Rivers/Wilkins 19	6,435
4/26/84	Atlanta	W	118-89	35-18	23-27	58-45	Moncrief 20	Rivers 21	11,052

1984 EASTERN CONFERENCE SEMIFINALS - BUCKS 4, NEW JERSEY 2

Date	Opponent	W/L	Score	H	R	I	High Scorer	Opp. High Scorer	Atten.
4/29/84	New Jersey	L	100-106	35-19	23-27	58-46	Johnson 23	Dawkins 32	11,052
5/01/84	New Jersey	W	98-94	36-19	23-27	59-46	Moncrief 28	Williams 21	11,052
5/03/84	@ New Jersey	W	100-93	36-19	24-27	60-46	Moncrief 27	Dawkins 31	15,868
5/05/84	@ New Jersey	L	99-106	36-19	24-28	60-47	Moncrief 26	Richardson 24	14,623
5/08/84	New Jersey	W	94-82	37-19	24-28	61-47	Johnson 22	Dawkins 20	11,052
5/10/84	@ New Jersey	W	98-97	37-19	25-28	62-47	Johnson 25	Dawkins 29	15,293

1984 EASTERN CONFERENCE FINALS - BOSTON 4, BUCKS 1

Date	Opponent	W/L	Score	H	R	I	High Scorer	Opp. High Scorer	Atten.
5/15/84	@ Boston	L	96-119	37-19	25-29	62-48	Johnson 18	Bird 24	14,890
5/17/84	@ Boston	L	110-125	37-19	25-30	62-49	Johnson 29	Bird 32	14,890
5/19/84	Boston	L	100-109	37-20	25-30	62-50	Moncrief 22	Bird 28	11,052
5/21/84	Boston	W	122-113	38-20	25-30	63-50	Pressey 22	Bird 32	11,052
5/23/84	@ Boston	L	108-115	38-20	25-31	63-51	Johnson 24	Bird 21	14,890

1985

1985 EASTERN CONFERENCE FIRST ROUND - BUCKS 3, CHICAGO 1

Date	Opponent	W/L	Score	H	R	I	High Scorer	Opp. High Scorer	Atten.
4/19/85	Chicago	W	109-100	39-20	25-31	64-51	Moncrief 30	Dailey 25	11,052
4/21/85	Chicago	W	122-115	40-20	25-31	65-51	Cummings 30	Jordan 30	11,052
4/24/85	@ Chicago	L	107-109	40-20	25-32	65-52	Cummings 37	Jordan 35	17,225
4/26/85	@ Chicago	W	105-97	40-20	26-32	66-52	Cummings 29	Jordan 29	17,787

1985 EASTERN CONFERENCE SEMIFINALS - PHILADELPHIA 4, BUCKS 0

Date	Opponent	W/L	Score	H	R	I	High Scorer	Opp. High Scorer	Atten.
4/28/85	Philadelphia	L	105-127	40-21	26-32	66-53	Cummings 17	Malone 27	11,052
4/30/85	Philadelphia	L	108-112	40-22	26-32	66-54	Cummings 41	Malone 25	11,052
5/03/85	@ Philadelphia	L	104-109	40-22	26-33	66-55	Cummings 21	Toney 20	14,188
5/05/85	@ Philadelphia	L	112-121	40-22	26-34	66-56	Pressey/Moncrief 25	Malone 31	15,264

ALL-TIME PLAYOFF RESULTS

1986 EASTERN CONFERENCE FIRST ROUND - BUCKS 3, NEW JERSEY 0

Date	Opponent	W/L	Score	H	R	I	High Scorer	Opp. High Scorer	Atten.
4/18/86	New Jersey	W	119-107	41-22	26-34	67-56	Hodges 25	Williams 27	11,052
4/20/86	New Jersey	W	111-97	42-22	26-34	68-56	Cummings 28	Gminski 28	11,052
4/22/86	@ New Jersey	W	118-113	42-22	27-34	69-56	Cummings 23	Birdsong 28	7,784

1986 EASTERN CONFERENCE SEMIFINALS - BUCKS 4, PHILADELPHIA 3

Date	Opponent	W/L	Score	H	R	I	High Scorer	Opp. High Scorer	Atten.
4/29/86	Philadelphia	L	112-118	42-23	27-34	69-57	Cummings 23	Barkley 31	11,052
5/01/86	Philadelphia	W	119-107	43-23	27-34	70-57	Cummings 30	Barkley 26	11,052
5/03/86	@ Philadelphia	L	103-107	43-23	27-35	70-58	Cummings 27	Barkley 29	14,611
5/05/86	@ Philadelphia	W	109-104	43-23	28-35	71-58	Cummings 19	Barkley 37	17,941
5/07/86	Philadelphia	W	113-108	44-23	28-35	72-58	Cummings/Pressey 23	Barkley 23	11,052
5/09/86	@ Philadelphia	L	108-126	44-23	28-36	72-59	Hodges 22	Barkley/B. Jones 23	15,287
5/11/86	Philadelphia	W	113-112	45-23	28-36	73-59	Cummings 27	Threatt 28	11,052

1986 EASTERN CONFERENCE FINALS - BOSTON 4, BUCKS 0

Date	Opponent	W/L	Score	H	R	I	High Scorer	Opp. High Scorer	Atten.
5/13/86	@ Boston	L	96-128	45-23	28-37	73-60	Fields 18	Bird 26	14,890
5/15/86	@ Boston	L	111-122	45-23	28-38	73-61	Cummings 23	Bird 26	14,890
5/17/86	Boston	L	107-111	45-24	28-38	73-62	Cummings 27	McHale 29	11,052
5/18/86	Boston	L	98-111	45-25	28-38	73-63	Moncrief 27	Bird 30	11,052

1987 EASTERN CONFERENCE FIRST ROUND - BUCKS 3, PHILADELPHIA 2

Date	Opponent	W/L	Score	H	R	I	High Scorer	Opp. High Scorer	Atten.
4/24/87	Philadelphia	W	107-104	46-25	28-38	74-63	Cummings 21	Barkley 21	11,052
4/26/87	Philadelphia	L	122-125*	46-26	28-38	74-64	Pierce 24	Hinson 28	11,052
4/29/87	@ Philadelphia	W	121-120	46-26	29-38	75-64	Cummings 26	Barkley 39	14,361
5/01/87	@ Philadelphia	L	118-124	46-26	29-39	75-65	Cummings 29	Barkley 25	15,564
5/03/87	Philadelphia	W	102-89	47-26	29-39	76-65	Sikma 18	Erving 24	11,052

1987 EASTERN CONFERENCE SEMIFINALS - BOSTON 4, BUCKS 3

Date	Opponent	W/L	Score	H	R	I	High Scorer	Opp. High Scorer	Atten.
5/05/87	@ Boston	L	98-111	47-26	29-40	76-66	Cummings 28	Bird 40	14,890
5/06/87	@ Boston	L	124-126	47-26	29-41	76-67	Cummings 28	Bird/Ainge 30	14,890
5/08/87	Boston	W	126-121*	48-26	29-41	77-67	Lucas 30	Johnson 32	11,052
5/10/87	Boston	L	137-138**	48-27	29-41	77-68	Cummings 31	Bird 42	11,052
5/13/87	@ Boston	W	129-124	48-27	30-41	78-68	Moncrief 33	Parish 30	14,890
5/15/87	Boston	W	121-111	49-27	30-41	79-68	Moncrief 34	Johnson 25	11,052
5/17/87	@ Boston	L	113-119	49-27	30-42	79-69	Pressey 28	Bird 31	14,890

1988 EASTERN CONFERENCE FIRST ROUND - ATLANTA 3, BUCKS 2

Date	Opponent	W/L	Score	H	R	I	High Scorer	Opp. High Scorer	Atten.
4/29/88	@ Atlanta	L	107-110	49-27	30-43	79-70	Cummings 24	Wilkins 26	11,517
5/01/88	@ Atlanta	L	97-104	49-27	30-44	79-71	Moncrief 22	Wilkins 43	11,777
5/04/88	Atlanta	W	123-115	50-27	30-44	80-71	Cummings 30	Wilkins 22	11,052
5/06/88	Atlanta	W	105-99	51-27	30-44	81-71	Cummings 30	Wilkins 31	11,052
5/08/88	@ Atlanta	L	111-121	51-27	30-45	81-72	Cummings 28	Wilkins 33	12,190

1989 EASTERN CONFERENCE FIRST ROUND - BUCKS 3, ATLANTA 2

Date	Opponent	W/L	Score	H	R	I	High Scorer	Opp. High Scorer	Atten.
4/27/89	@ Atlanta	L	102-100	51-27	30-46	81-73	Humphries 20	Wilkins 28	14,451
4/29/89	@ Atlanta	W	108-98	51-27	31-46	82-73	Cummings 22	Wilkins 32	15,742
5/02/89	Atlanta	W	117-113*	52-27	31-46	83-73	Pierce 35	Wilkins 30	18,469
5/05/89	Atlanta	L	106-113*	52-28	31-46	83-74	Sikma 24	Wilkins/Malone 24	18,633
5/07/89	@ Atlanta	W	96-92	52-28	32-46	84-74	Pierce 25	Malone 25	16,220

1989 EASTERN CONFERENCE SEMIFINALS - DETROIT 4, BUCKS 0

Date	Opponent	W/L	Score	H	R	I	High Scorer	Opp. High Scorer	Atten.
5/10/89	@ Detroit	L	80-85	52-28	32-47	84-75	Pierce 25	Laimbeer 19	21,454
5/12/89	@ Detroit	L	92-112	52-28	32-48	84-76	Pierce/Krystkowiak 22	Salley 23	21,454
5/14/89	Detroit	L	90-110	52-29	32-48	84-77	Pierce 22	Thomas 26	18,633
5/15/89	Detroit	L	94-96	52-30	32-48	84-78	Roberts 33	Dumars 22	18,633

1990 - EASTERN CONFERENCE FIRST ROUND - CHICAGO 3, BUCKS 1

Date	Opponent	W/L	Score	H	R	I	High Scorer	Opp. High Scorer	Atten.
5/27/90	@ Chicago	L	97-111	52-30	32-49	84-79	Pierce 28	Jordan 38	18,676
4/29/90	@ Chicago	L	102-109	52-30	32-50	84-80	Pressey 25	Jordan 36	18,676
5/01/90	Chicago	W	119-112	53-30	32-50	85-80	Robertson 38	Jordan 48	18,575
5/03/90	Chicago	L	86-110	53-31	32-50	85-81	Robertson 20	Jordan 25	18,633

GENERAL
INFO

FRONT
OFFICE

PLAYERS

2013-14
SEASON

STATS &
RECORDS

HISTORY

NBA

OPPONENTS

MEDIA

ALL-TIME PLAYOFF RESULTS

1991

1991 - EASTERN CONFERENCE FIRST ROUND - PHILADELPHIA 3, BUCKS 0

Date	Opponent	W/L	Score	H	R	I	High Scorer	Opp. High Scorer	Atten.
4/25/91	Philadelphia	L	90-99	53-32	32-50	85-82	Brickowski 22	Hawkins 25	13,587
4/27/91	Philadelphia	L	112-116*	53-33	32-50	85-83	Robertson 31	Anderson 24	15,623
4/30/91	@ Philadelphia	L	100-121	53-33	32-51	85-84	Robertson 26	Barkley 30	16,239

1999

1999 EASTERN CONFERENCE FIRST ROUND - INDIANA 3, BUCKS 0

Date	Opponent	W/L	Score	H	R	I	High Scorer	Opp. High Scorer	Atten.
5/09/99	@ Indiana	L	88-110	53-33	32-52	85-85	Allen 22	Rose 24	16,560
5/11/99	@ Indiana	L	107-108*	53-33	32-53	85-86	Allen 25	Miller 30	16,608
5/13/99	Indiana	L	91-99	53-34	32-53	85-87	Robinson 23	Miller 33	18,717

2000

2000 EASTERN CONFERENCE FIRST ROUND - INDIANA 3, BUCKS 2

Date	Opponent	W/L	Score	H	R	I	High Scorer	Opp. High Scorer	Atten.
4/23/00	@ Indiana	L	88-91	53-34	32-54	85-88	Allen 26	Rose 26	18,345
4/27/00	@ Indiana	W	104-91	53-34	33-54	86-88	Allen/Cassell 20	Croschere 16	18,345
4/29/00	Indiana	L	96-109	53-35	33-54	86-89	Allen/Robinson 26	Miller 34	18,717
5/01/00	Indiana	W	100-87	54-35	33-54	87-89	Allen/Williams 20	Rose 17	18,072
5/04/00	@ Indiana	L	95-96	54-35	33-55	87-90	Cassell 22	Miller 41	18,345

2001

2001 EASTERN CONFERENCE FIRST ROUND - BUCKS 3, ORLANDO 1

Date	Opponent	W/L	Score	H	R	I	High Scorer	Opp. High Scorer	Atten.
4/22/01	Orlando	W	103-90	55-35	33-55	88-90	Williams 19	McGrady 33	18,717
4/25/01	Orlando	W	103-96	56-35	33-55	89-90	Allen 27	McGrady 35	18,717
4/28/01	@ Orlando	L	116-121*	56-35	33-56	89-91	Allen 27	McGrady 42	17,248
5/01/01	@ Orlando	W	112-104	56-35	34-56	90-91	Allen 26	McGrady 25	17,248

2001 EASTERN CONFERENCE SEMIFINALS - BUCKS 4, CHARLOTTE 3

Date	Opponent	W/L	Score	H	R	I	High Scorer	Opp. High Scorer	Atten.
5/06/01	Charlotte	W	104-92	57-35	34-56	91-91	Allen 26	Mashburn 23	18,717
5/08/01	Charlotte	W	91-90	58-35	34-56	92-91	Allen 28	Wesley 20	18,717
5/10/01	@ Charlotte	L	92-102	58-35	34-57	92-92	Robinson 23	Mashburn 36	17,392
5/13/01	@ Charlotte	L	78-85	58-35	34-58	92-93	Allen 19	Mashburn 31	18,756
5/15/01	Charlotte	L	86-94	58-36	34-58	92-94	Robinson 22	Mashburn 24	18,717
5/17/01	@ Charlotte	W	104-97	58-36	35-58	93-94	Cassell 33	Wesley 27	23,509
5/20/01	Charlotte	W	104-95	59-36	35-58	94-94	Robinson 29	Davis 29	18,717

2001 EASTERN CONFERENCE FINALS - PHILADELPHIA 4, BUCKS 3

Date	Opponent	W/L	Score	H	R	I	High Scorer	Opp. High Scorer	Atten.
5/22/01	@ Philadelphia	L	85-93	59-36	35-59	94-95	Allen 31	Iverson 34	20,877
5/24/01	@ Philadelphia	W	92-78	59-36	36-59	95-95	Allen 38	McKie 21	20,998
5/26/01	Philadelphia	W	80-74	60-36	36-59	96-95	Cassell 24	McKie 22	18,717
5/28/01	Philadelphia	L	83-89	60-37	36-59	96-96	Robinson 20	Iverson 28	18,717
5/30/01	@ Philadelphia	L	88-89	60-37	36-60	96-97	Robinson 22	Mutombo 21	21,087
6/01/01	Philadelphia	W	110-100	61-37	36-60	97-97	Allen 41	Iverson 46	18,717
6/03/01	@ Philadelphia	L	91-108	61-37	36-61	97-98	Allen 26	Iverson 44	21,046

2003

2003 EASTERN CONFERENCE FIRST ROUND - NEW JERSEY 4, BUCKS 2

Date	Opponent	W/L	Score	H	R	I	High Scorer	Opp. High Scorer	Atten.
4/19/03	@ New Jersey	L	96-109	61-37	36-62	97-99	Thomas 25	Martin 21	16,102
4/22/03	@ New Jersey	W	88-85	61-37	37-62	98-99	Payton 22	Martin 22	17,633
4/24/03	New Jersey	L	101-103	61-38	37-62	98-100	Cassell 24	Kidd 26	17,539
4/26/03	New Jersey	W	119-114*	62-38	37-62	99-100	Kukoc 23	Martin 30	18,391
4/29/03	@ New Jersey	L	82-89	62-38	37-63	99-101	Kukoc 18	Kidd 19	16,601
5/01/03	New Jersey	L	101-113	62-39	37-63	99-102	Payton 24	Martin 29	18,717

2004

2004 EASTERN CONFERENCE FIRST ROUND - DETROIT 4, BUCKS 1

Date	Opponent	W/L	Score	H	R	I	High Scorer	Opp. High Scorer	Atten.
4/18/04	@ Detroit	L	82-108	62-39	37-64	99-103	Mason 16	Hamilton 21	22,076
4/21/04	@ Detroit	W	92-88	62-39	38-64	100-103	Redd 26	Billups 20	22,076
4/24/04	Detroit	L	85-95	62-40	38-64	100-104	Mason/Redd 19	Billups 21	18,717
4/26/04	Detroit	L	92-109	62-41	38-64	100-105	Smith/Jones 17	Hamilton 27	17,316
4/29/04	@ Detroit	L	77-91	62-41	38-65	100-106	Redd 22	Prince 24	22,076

ALL-TIME PLAYOFF RESULTS

2006 EASTERN CONFERENCE FIRST ROUND - DETROIT 4, BUCKS 1

Date	Opponent	W/L	Score	H	R	I	High Scorer	Opp. High Scorer	Atten.
4/23/06	@ Detroit	L	74-92	62-41	38-66	100-107	Bell 13	R. Wallace 22	22,076
4/26/06	@ Detroit	L	98-109	62-41	38-67	100-108	Redd 29	Prince 22	22,076
4/29/06	Detroit	W	124-104	63-41	38-67	101-108	Redd 40	Billups 26	18,717
5/01/06	Detroit	L	99-109	63-42	38-67	101-109	Redd 33	Billups 34	16,296
5/03/06	@ Detroit	L	93-122	63-42	38-68	101-110	Redd 23	Hamilton 40	22,076

GENERAL
INFO

2010 EASTERN CONFERENCE FIRST ROUND - ATLANTA 4, BUCKS 3

Date	Opponent	W/L	Score	H	R	I	High Scorer	Opp. High Scorer	Atten.
4/17/10	@ Atlanta	L	92-102	63-42	38-69	101-111	Jennings 34	Johnson 22	18,729
4/20/10	@ Atlanta	L	86-96	63-42	38-70	101-112	Salmons 21	Johnson 27	18,938
4/24/10	Atlanta	W	107-89	64-42	38-70	102-112	Salmons 22	Johnson 25	18,717
4/26/10	Atlanta	W	111-104	65-42	38-70	103-112	Jennings 23	Johnson 29	18,717
4/28/10	@ Atlanta	W	91-87	65-42	39-70	104-112	Jennings 25	Horford 25	19,304
4/30/10	Atlanta	L	69-83	65-43	39-70	104-113	Delfino 20	Crawford 24	18,717
5/02/10	@ Atlanta	L	74-95	65-43	39-71	104-114	Jennings 15	Crawford 22	19,241

FRONT
OFFICE

2013 - EASTERN CONFERENCE FIRST ROUND - MIAMI 4, BUCKS 0

Date	Opponent	W/L	Score	H	R	I	High Scorer	Opp. High Scorer	Atten.
4/21/13	@ Miami	L	87-110	65-43	39-72	104-115	Jennings 26	James 27	20,006
4/23/13	@ Miami	L	86-98	65-43	39-73	104-116	Ilyasova 21	Wade 21	20,097
4/25/13	Miami	L	91-104	65-44	39-73	104-117	Jennings/Sanders 16	Allen 23	18,165
4/28/13	Miami	L	77-88	65-45	39-73	104-118	Ellis 21	James 30	18,717

PLAYERS

2013-14
SEASON

STATS &
RECORDS

HISTORY

NBA

OPPONENTS

MEDIA

PLAYOFF BREAKDOWN

RECORD BY SERIES

<u>Playoff Round</u>	<u>Series</u>	<u>Overall</u>	<u>Home</u>	<u>Road</u>	<u>Neutral</u>
Eastern Conference First Round	6-10	30-43	20-12	10-28	--
Eastern Conference Semifinals	5-5	28-29	15-11	11-17	2-1
Eastern Conference Finals	0-5	6-20	5-6	1-14	--
Western Conference Miniseries	1-1	3-2	2-1	1-1	--
Western Conference Semifinals	3-3	20-15	9-5	8-9	3-1
Western Conference Finals	2-1	10-5	6-2	4-3	--
NBA Finals	1-1	7-4	3-3	4-1	--
TOTAL	18-26	104-118	60-43	39-73	5-2

TEAM-BY-TEAM

<u>Team</u>	<u>Series</u>	<u>Overall</u>	<u>Home</u>	<u>Road</u>	<u>Neutral</u>
Atlanta	2-2	11-11	8-2	3-9	--
Baltimore (Washington)	1-0	4-0	2-0	2-0	--
Boston	1-4	11-16	6-7	5-9	--
Charlotte	1-0	4-3	3-1	1-2	--
Chicago	2-1	8-4	5-1	3-3	--
Denver	0-1	3-4	2-1	1-3	--
Detroit	0-4	3-14	2-6	1-8	--
Golden State	2-1	10-6	3-2	4-3	3-1
Indiana	0-2	2-6	1-2	1-4	--
Los Angeles Lakers	2-1	10-6	7-2	3-4	--
Miami	0-1	0-4	0-2	0-2	--
New Jersey	2-1	9-6	5-3	4-3	--
New York	0-1	1-4	1-1	0-3	--
Orlando	1-0	3-1	2-0	1-1	--
Philadelphia	3-6	20-29	11-11	7-17	2-1
Phoenix	1-0	2-0	1-0	1-0	--
Seattle	0-1	3-4	1-2	2-2	--
TOTAL	18-26	104-118	60-43	39-73	5-2


YEAR-BY-YEAR PLAYOFF RESULTS

<u>Year</u>	<u>Record</u>	<u>[OT]</u>	<u>Home</u>	<u>[OT]</u>	<u>Road</u>	<u>[OT]</u>	<u>Neutral</u>
1969-70	5-5		1-1		2-3		2-1
1970-71	12-2		5-0		4-2		3-0
1971-72	6-5		3-3		3-2		--
1972-73	2-4		1-1		1-2		0-1
1973-74	11-5	[2-0]	6-3	[1-0]	5-2	[1-0]	--
1975-76	1-2		1-1		0-1		--
1977-78	5-4		3-1		2-3		--
1979-80	3-4	[1-1]	1-2		2-2	[1-1]	--
1980-81	3-4		2-1		1-3		--
1981-82	2-4		1-2		1-2		--
1982-83	5-4	[0-1]	3-1		2-3	[0-1]	--
1983-84	8-8		6-2		2-6		--
1984-85	3-5		2-2		1-3		--
1985-86	7-7		5-3		2-4		--
1986-87	6-6	[1-2]	4-2	[1-2]	2-4		--
1987-88	2-3		2-0		0-3		--
1988-89	3-6	[1-1]	1-3	[1-1]	2-3		--
1989-90	1-3		1-1		0-2		--
1990-91	0-3	[0-1]	0-2	[0-1]	0-1		--
1998-99	0-3	[0-1]	0-1		0-2	[0-1]	--
1999-00	2-3		1-1		1-2		--
2000-01	10-8	[0-1]	7-2		3-6	[0-1]	--
2002-03	2-4	[1-0]	1-2	[1-0]	1-2		--
2003-04	1-4		0-2		1-2		--
2005-06	1-4		1-1		0-3		--
2009-10	3-4		2-1		1-3		--
2012-13	0-4		0-2		0-2		--
TOTAL	104-118		60-43		39-73		5-2

NOTABLE NUMBERS

<u>Series record with home court adv.</u>
15-5 (.750)
<u>Series record without home court adv.</u>
3-21 (.125)
<u>Record in Game 7</u>
2-7 (2-1 home; 0-6 road)
<u>Times sweeping a series</u>
5 (three times with home court adv.)
<u>Times being swept in a series</u>
6 (two times with home court adv.)
<u>Overtime Record</u>
6-8 (4-4 home; 2-4 road)

MILWAUKEE BUCKS HISTORY



TEAM HISTORY

THE BEGINNING

The National Basketball Association originally awarded the franchise to a group of investors based in Milwaukee - headed by Wesley D. Pavalon and Marvin L. Fishman - called Milwaukee Professional Sports and Services, Inc., on Jan. 22, 1968. Pavalon and Fishman were named president and executive vice president, respectively, as the franchise was incorporated on Feb. 5, 1968.



Larry Costello compiled a 410-264 (.608) record as the franchise's first head coach

An application from Milwaukee Pro was registered with the Wisconsin Department of Securities for the sale of 300,000 shares of common stock to Wisconsin residents at \$5 per share. Because the issue caught public fancy, an additional 125,000 shares were offered when the stock opened on the over-the-counter market on April 24, 1968.



Original Bucks owners Wesley Pavalon and Marvin Fishman, along with members of the 1969-70 team Kareem Abdul-Jabbar, Flynn Robinson and Guy Rodgers

On the basketball side of the operation, the team went through both the college and expansion draft under the watchful eye of the team's first head coach, Larry Costello.


A Janesville, Wis., businessman, Jim Fitzgerald served as a member of the Board of Directors of Milwaukee Professional Sports and Services, Inc., beginning in 1973. He assumed his position as chairman of the board and president of the Bucks in November of 1976 and held that position until the sale of the franchise to Herb Kohl in the spring of 1985. Kohl's purchase ensured that the team would remain in Milwaukee, and he would go on to lead the team as president for 29 seasons.

THE FUTURE

Bucks basketball is set to embark on a new era for the franchise. With a new ownership group headed by Marc Lasry, Wes Edens and an impressive group of Milwaukee community leaders, the Bucks and the city have a newfound vibrancy driven by the promise of a next-generation team that remains true to the spirit of "Brew City."

The Milwaukee Bucks promise for the future of the franchise will be focused around its three core pillars:

first, a commitment to winning on the court with talented players, coaches and staff; second, a major boost in the economic development of Wisconsin with a multi-purpose facility for sports and entertainment; and third, a stronger philanthropic presence within the community.



Owners Marc Lasry and Wes Edens introduce future Hall-of-Famer Jason Kidd as the new head coach of the Milwaukee Bucks

As the capstone on the franchise-wide renewal, the team and its owners will move quickly towards a new downtown arena to meet both the requirements of the NBA, the benefit of other professional and amateur sports teams, and the desires of Milwaukee and Wisconsin residents. The new facility will boost downtown Milwaukee's retail and entertainment options, encourage housing and hotel development, and continue the BMO Harris Bradley Center's decades-long legacy of a venue that brings people closer from all over Wisconsin.

The Milwaukee Bucks organization is investing in Milwaukee beyond its plans for a new facility. The organization's commitment to philanthropy will mean owners, players and staff will be more active in the community and give back more of their time and resources to help those in need. The organization has also hired 50 new employees to serve in their front office and help improve the gameday experience for fans. The efforts to revitalize downtown are also aimed at encouraging new and innovative businesses to relocate to take advantage of these new amenities in a vibrant city center.

WHAT'S IN A NAME

May 22, 1968, was the day when Milwaukee's second professional basketball team finally got a name - the Milwaukee Bucks. More than 14,000 fans participated in a contest to name the team. Records show that R.D. Trebilcox of Whitefish Bay, Wis., was one of 45 people who suggested the name 'Bucks.' He saw bucks (male deer) as being spirited, good jumpers, fast and agile. For his efforts in helping Milwaukee's entry into the professional sports world gain an enduring nickname, Mr. Trebilcox won a new car.

FAMOUS FIRSTS IN BUCKS HISTORY

First Draft Choice

In the 1968 Draft, the Bucks selected Charlie Paulk of Northeastern University in the first round (seventh overall).

First Game

On Oct. 16, 1968, the Bucks hosted the Chicago Bulls, dropping an 89-84 decision in front of a Milwaukee Arena crowd of 8,467. Starting for the Bucks were Guy Rodgers, Jon McGlocklin, Fred Hetzel, Len Chappell and Wayne Embry. McGlocklin scored the first points in team history, draining a jump shot just 13 seconds into the contest. Rodgers led the Bucks with 16 points.

First Win

After dropping their first five games of the inaugural season, the Bucks claimed victory on Oct. 31, 1968, a 134-118 decision over the Detroit Pistons at the Arena. Wayne Embry led the Bucks in scoring with 30 points and became the first player in Bucks history to score 30-plus in a single game.

First NBA Championship

No expansion team in pro sports history earned a championship quicker than the Bucks, who captured the 1971 NBA title in just their third season of existence. The 1970-71 Bucks posted a 66-16 regular-season mark under Coach Larry Costello. In the postseason, they beat San Francisco (4-1) and the Los Angeles Lakers (4-1) before sweeping Baltimore in four straight for the title.

First Bradley Center Game

In front of a sellout crowd of 18,649 on Nov. 5, 1988, the Bucks dropped a 107-94 decision to the Atlanta Hawks. Terry Cummings led the Bucks with 19 points.

First Bradley Center Win

In their second home game in their new home, on Nov. 9, 1988, the Bucks topped Philadelphia 114-103 behind 31 points from Terry Cummings.

MILESTONE WINS

Win	Date	Opponent	Result	Win	Date	Opponent	Result
100	11/25/70	Detroit	113-87	1,100	12/11/90	Chicago	99-87
200	02/17/72	at Cincinnati	111-97	1,200	12/30/93	Cleveland	105-103
300	12/26/73	Cleveland	123-110	1,300	04/01/97	at Vancouver	102-91
400	03/21/76	at LA Lakers	130-111	1,400	03/23/00	at Indiana	105-84
500	01/12/79	Golden State	101-94	1,500	03/28/02	Denver	95-88
600	01/11/81	Phoenix	123-109	1,600	01/21/05	Detroit	89-86
700	12/19/82	San Antonio	113-98	1,700	01/16/08	Atlanta	87-80
800	12/18/84	Dallas	110-96	1,800	12/13/10	at Dallas	103-99
900	04/12/86	New York	116-78	1,900	12/21/13	Philadelphia	116-106
1,000	12/06/88	Detroit	109-84				

GENERAL
INFO

FRONT
OFFICE

PLAYERS

2013-14
SEASON

STATS &
RECORDS

HISTORY

NBA

OPPONENTS

MEDIA

ALL-TIME JERSEY NUMBERS

00

Anthony Avent
Anthony Cook
Kevin Duckworth
Darnell Jackson
O.J. Mayo

0

Drew Gooden

1

Oscar Robertson*

2

Junior Bridgeman*

3

Caron Butler
Dale Ellis
Lynn Greer
Brandon Jennings
Jeff Lamp
Dan Langhi
Pace Mannion
Ken Norman
Shawn Respert
Elmore Smith
Sam Williams
Haywoode Workman

4

Sidney Moncrief*
Greg Smith
Norm Van Lier

5

Alaa Abdelnaby
Steve Blake
Fred Carter
Josh Davis
Mike Evans
Anthony Goldwire
Eddie House
Jermaine Jackson
Stephane Jackson
Corey Maggette
Eric Murdock
Elliot Perry
J.J. Redick
Guy Rodgers
Lorenzo Romar
Scott Skiles
Robert Smith
Sam Smith
Tim Thomas
Ekpe Udoh
Marvin Winkler

6

Andrew Bogut
Pat Cummings
Marquis Daniels
Brevin Knight
Charles Lowery
Joel Przybilla
Paul Thompson
Mirsad Turkcan
Nate Wolters
Orlando Wooldrige
Bill Zopf

7

Lucius Allen
Nate Archibald
Benoit Benjamin
Terrell Brandon
Adrian Dantley
Terry Driscoll
Dale Ellis
Kenny Fields
Paul Grant
Jason Hart

Ersan Ilysova
Toby Kimball
Toni Kukoc
Scott May
Dave Meyers
J.R. Reid
Ramon Sessions
Everette Stephens
David Wood

8

Eddie Gill
Marques Johnson
Frank Kornet
Moses Malone
Kevin Ollie
Larry Sanders
Joe Smith
Jeff Webb

9

Primož Brezec
Dale Ellis
Francisco Elson
Litterial Green
Shaun Livingston
Bob Love
Jeff Nordgaard
Miroslav Raduljica
Tony Smith
Yi Jianlian

10

Keith Bogans
Sam Cassell
Bob Dandridge
Todd Day
Carlos Delfino
Mike Dunleavy
Armen Gilliam
Mike Glenn
Gerald Henderson
John Lucas
Tyronn Lue
Joel Przybilla
Dan Schayes
Bob Warlick
Rory White

11

Joe Alexander
Rafer Alston
Earl Boykins
Monta Ellis
Jamie Feick
T.J. Ford
Rickey Green
Gerald Henderson
Darington Hobson
Lindsey Hunter
Royal Ivey
Adonis Jordan
Brandon Knight
Steve Kuberski
Lee Mayberry
Keith Smith
Everette Stephens
Andre Turner
Lloyd Walton

12

Jeff Adrien
John Arthurs
Delmer Beshore
Don Collins
Michael Curry
Phil Ford
Tate George
Kendall Gill
Marcus Haislip
Darrin Hancock
Steve Henson

Royal Ivey
Wali Jones
Rich Laurel
Luc Richard Mbaha
Moute
Chris McCray
Jay Miller
Gary Neal
Derrick Rowland
Jerry Sichting
Bryan Warrick
Ron Williams

13

Mike James
Glenn McDonald
Luke Ridnour
Glenn Robinson
Ramon Sessions
Ekpe Udoh

14

Jon McGlocklin*

15

Lester Conner
Charlie Criss
Vinnny Del Negro
Wayne Embry
Tobias Harris
Craig Hodges
Brad Holland
Ronald Murray
Jim Price
John Salmons
Daniel Santiago
Ish Smith
D.J. Stephens
Chris Wright

16

Don Smith
(Zaid Abdul-Aziz)
Fred Crawford
Bob Lanier*

17

Jon Barry
Chris Douglas-
Roberts
Mike Dunleavy, Jr.
Gary Freeman
Anthony Mason
Charles Paulk

18

Jamie Feick
Bob Greacen
Tony Mitchell
Curtis Perry
Kevin Restani

19

Gustavo Ayón
Dick Cunningham
Ersan Ilysova
Damon Jones
Beno Udrih

20

Bob Boozer
Sam Cassell
Mickey Davis
Bill Dinwiddie
Sherman Douglas
Dave Gambee
Jeff Grayer
Ernie Grunfeld
Doron Lamb
Jamaal Magloire
Gary Payton
Kevin Stacom

Awvee Storey
Erick Strickland
Derek Strong
Roko Ukic
Danny Young

21

Quinn Buckner
Samuel Dalembert
Marcus Fizer
Darvin Ham
Conner Henry
Russell Lee
Cuonzo Martin
Dave Meyers
Alvin Robertson
Flynn Robinson
Bob Rule
Bobby Simmons
David Thirskill
Hakim Warrick
Bob Weiss
Walt Wesley

22

Tim Breaux
Charles Davis
Alex English
Armond Hill
Dave Meyers
Khrist Middleton
Johnny Newman
Ricky Pierce
Michael Redd
Linton Townes

23

Charles Davis
Mark Davis
Alex English
Rowland Garrett
Jodie Meeks
Ruben Patterson
Anthony Pullard
Joe Wolf

24

Rafer Alston
Dudley Bradley
Dick Garrett
Julius Hodge
Jay Humphries
Richard Jefferson
George Johnson
Wali Jones
Desmond Mason
Dan Schayes
Jerry Stackhouse
George Thompson

25

Gary Brokaw
Chris Gatling
Jerald Honeycutt
Jerome Kersey
Danny Manning
Paul Pressey
Mo Williams

27

Frank Kornet
Rich Niemann
Zaza Pachulia

28

Andrew Lang

30

Malik Allen
Earl Barron
Marty Conlon
Dell Curry

Blue Edwards
Otis Howard
Jon Leuer

31

Zendon Hamilton
Cedric Henderson
John Henson
Earl Jones
Randolph Keys
Sven Nater
Fred Roberts
Jamal Sampson
Chuck Terry
Charlie Villanueva
Richard Washington
Rickie Winslow

32

Brian Winters*

33

K. Abdul-Jabbar*

34

Ray Allen
Greg Anderson
G. Antetokounmpo
John Block
Terry Cummings
Dick Cunningham
Reece Gaines
Jerome Lane
Clyde Mayes
David Noel
Fred Roberts

35

Don Smith
(Zaid Abdul-Aziz)
Tony Brown
Jason Caffey
Jim Fox
Kevin Grevey
McCoy McLemore
Jerry Reynolds
Cornell Warner

36

Dave Cowens

40

Frank Brickowski
Jon Brockman
Jimmy Carruth
Joe Courtney
John Gianelli
Jerome Henderson
Ervin Johnson
Larry Micheaux
Kurt Thomas
Marvin Webster

41

Len Elmore
Hank McDowell
Sam Pellom
Mark Pope
Garrett Temple

42

Lucius Allen
Vin Baker
Charlie Bell
Harvey Catchings
Tyrone Hill
Larry Krystkowiak
Scott Williams

43

Mike Gminski
Mickey Johnson

Jack Sikma
Alex Stivrins
Jake Voskuhl
Mark West

44

Austin Croshere
Greg Foster
Gary Gregor
Fred Hetzel
Brad Lohaus
Paul Mokeski
Mark Pope
Jerry Reynolds
Fred Roberts
Keith Van Horn
Jiri Welsch
Aaron Williams

45

Randy Breuer
Scott Lloyd
Paul Mokeski

50

Greg Anthony
Len Chappell
Chris Engler
Tito Horford
Dan Gadzuric
Steve Mix
Barry Nelson
Dave Popson

51

Elli Eakins
Michael Ruffin
Keith Tower

52

Calvin Booth
Chucky Brown
Damiar Markota
Eric Mobley

53

Dave Hoppen
Alton Lister
Andre Moore
Alan Ogg
Dan O'Sullivan

54

Kent Benson
Ben Coleman
Geff Crompton
Kenny Fields
Brad Lohaus
Mike Peplowski
Ed Pinckney
Brian Skinner
John Stroeder
Robert Traylor

55

Keyon Dooling
Acie Earl
Chris Engler
Jared Reiner

* Number retired

1 OSCAR ROBERTSON

On April 21, 1970, the Bucks traded for Oscar Robertson, an All-Star in each of his 10 seasons in Cincinnati. Robertson joined Kareem Abdul-Jabbar to form one of the most formidable inside-outside duos in NBA history. The Bucks won 66 games, advanced to the Finals against Baltimore and "The Big O" had the championship that eluded him in Cincinnati. Robertson averaged 18.3 points per game in Milwaukee's 12-2 postseason.

Robertson played three more seasons with the Bucks, and the team never won fewer than 59 games. In the last of his 14 NBA seasons, Oscar again led the Bucks to the Finals. Robertson retired after having led Milwaukee to a 248-80 record in four seasons. Robertson, the only Buck to wear the #1, had his jersey retired on Oct. 18, 1974.

2 JUNIOR BRIDGEMAN

Junior Bridgeman made his mark in Milwaukee as the Bucks "Super Sub." He started only 105 of the 711 games he played in a Bucks uniform, but Bridgeman scored in double figures for eight straight seasons, consistently among the league's highest scoring non-starters.

He was the league's top scoring sixth man in 1978-79, averaging 15.5 points per game. J.B. averaged 17.6 points in the 1979-80 season and 16.8 points per game the following year as the Bucks reached the 60-win plateau for the fourth time. In nine seasons, he hit double figures eight times. Bridgeman has played more games than any player in Bucks history (711) and is among the Bucks all-time leaders in points (7th, 9,892), minutes (8th, 18,044), steals (7th, 607), field goals made (5th, 4,142) and attempted (5th, 8,658). His #2 was retired on Jan. 17, 1988.

4 SIDNEY MONCRIEF

During the '80s, the most prolific decade in Bucks history, Sidney Moncrief was front man for a team that won 50 games for seven consecutive seasons and appeared in the playoffs in each of his 10 seasons (1979-89).

A five-time All-Star, Moncrief compiled 16.7 points per game in 10 seasons in Milwaukee. He also averaged 5.0 rebounds, 3.9 assists, 1.26 steals and finished with a career shooting percentage of better than 50 percent. But as proficient as Moncrief was at the offensive end, surely he was better known for his relentless defense. Moncrief earned four straight berths on the NBA's All-Defensive First Team (1982-86) and was the first recipient of the NBA's Defensive Player of the Year honor in 1983. His #4 was raised to the rafters on Jan. 6, 1990, at the Bradley Center. To this day, only Kareem Abdul-Jabbar and Glenn Robinson have scored more points in a Milwaukee uniform than Sir Sid (11,594).

14 JON MCGLOCKLIN

If it has happened in the 46-year history of the Bucks, Jonny Mac was there to see it. An original member of the team, he remains a fixture in the organization, having spent the last 38 seasons as a team broadcaster.

McGlocklin enjoyed an 11-year NBA career that included eight seasons – not to mention an All-Star appearance and an NBA Championship – in Milwaukee. He was the leading scorer on the inaugural Bucks team (19.6 ppg) and became the first player to represent the Bucks in an All-Star Game. McGlocklin's name still graces the Bucks All-Time Leaders list in points (12th, 7,505), minutes (10th, 17,008) and free throw percentage (6th, .860). On Dec. 10, 1976, Jonny Mac's #14 was raised to the rafters.

16 BOB LANIER

Bob Lanier was an NBA legend before he put on a Bucks uniform, but five seasons with the Bucks – and five division championships – cemented his place as one of the best players in NBA history. Arriving from Detroit, Lanier provided veteran leadership to a team that averaged 53 wins during his four-plus seasons. Lanier was a leader off the court as well, serving as the president of the NBA Players Association during the end of his playing days.

Despite his brief tenure, Lanier is ninth on the Bucks postseason scoring list (680 points), tied for sixth in rebounding (342) and tied third in blocked shots (45). His playoff scoring average of 15.1 is 12th. Counting his five seasons in Milwaukee, Lanier amassed 19,248 points in 14 years, finishing his career with averages of 20.1 points and 10.1 rebounds per game. He was inducted into the Naismith Hall of Fame in 1991. Seven years earlier, on Dec. 4, 1984, his #16 was hung at the MECCA.

32 BRIAN WINTERS

Brian Winters, an All-American selection in high school and at the University of South Carolina, carved his niche in Bucks history, playing eight seasons and averaging 16.7 points per game. His numbers would undoubtedly have been even better, but the 3-point field goal came into existence after he had already played five seasons. For his career, he was 114-of-314 (.363) from downtown.

A two-time Bucks All-Star, in eight seasons he helped the team achieve six postseason berths. Upon retiring in 1983, Winters was the leading playmaker in Bucks history (now 3rd, 2,479 assists). He is among the Bucks all-time leaders in scoring (8th, 9,743), games played (5th, 582) and steals (5th, 718). Winters was the third Bucks player to have his number retired, raising his #32 on Oct. 28, 1983.

33 KAREEM ABDUL-JABBAR

Abdul-Jabbar (and his patented 'sky-hook') brought instant success to the Bucks. He earned Rookie of the Year honors in 1969-70, and the Bucks won 56 games. For an encore, Abdul-Jabbar led the Bucks to 66 wins and won the first of three MVP awards with the Bucks in 1970-71, averaging 31.7 ppg and 16.0 rpg. In the playoffs, he helped lead the Bucks to a 12-2 record and a World Championship.

After six seasons in Milwaukee, Abdul-Jabbar was (and still is) the leading scorer (14,211) and rebounder (7,161) in team history, and also tops the all-time list in scoring average (30.4 ppg), field goals made (5,902), attempted (10,787) and field goal percentage (.547). His 495 blocks rank fifth on the all-time list, even though the statistic was only kept during his final two seasons with the Bucks.

Abdul-Jabbar, a New York native, eventually longed for a return to big city life and was granted a trade to the Los Angeles Lakers, where he played 14 more seasons before retiring as the leading scorer in NBA history (38,387). He was elected to the Hall of Fame in 1995, and had his number 33 – which was never worn by another Bucks player – retired in a ceremony at the Bradley Center on April 24, 1993.

During the Bucks 40th Anniversary season, the team re-dedicated the seven retired numbers at ceremonies throughout the 2007-08 season at the BMO Harris Bradley Center.

GENERAL
INFO

FRONT
OFFICE

PLAYERS

2013-14
SEASON

STATS &
RECORDS


HISTORY

NBA

OPPONENTS

MEDIA

1968-69 MILWAUKEE BUCKS



BACK ROW: Trainer Arnie Garber, Guy Rodgers, Sam Williams, Greg Smith, Jon McGlocklin, Flynn Robinson, Head Coach Larry Costello.
FRONT ROW: Rich Niemann, Dick Cunningham, Wayne Embry, Zaid Abdul-Aziz, Lenny Chappell.

REGULAR SEASON (27-55) - 7TH, EASTERN DIVISION - PLAYOFFS (DNQ)

PLAYER	G-GS	MIN	FG-FGA	PCT	FT-FTA	PCT	OR	DR	TR	AST	PF-DQ	STL	BLK	PTS	AVG
Robinson (TOT)	83-0	2616	625-1442	.433	412-491	.839	-	-	306	377	261-7	-	-	1662	20.0
Robinson (MIL)	65-0	2066	501-1149	.436	317-377	.841	-	-	237	320	209-6	-	-	1319	20.3
McGlocklin	80-0	2888	662-1358	.487	246-292	.842	-	-	343	312	186-1	-	-	1570	19.6
Hetzl	53-0	1591	316-760	.416	211-252	.837	-	-	473	83	193-6	-	-	843	15.9
Chappell	80-0	2207	459-1011	.454	250-339	.737	-	-	637	95	247-3	-	-	1168	14.6
Embry	78-0	2355	382-894	.427	259-390	.664	-	-	672	149	302-8	-	-	1023	13.1
Gambee	34-0	624	150-323	.464	110-133	.827	-	-	179	32	99-4	-	-	410	12.1
Rodgers	81-0	2157	325-862	.377	184-232	.793	-	-	226	561	207-2	-	-	834	10.3
Smith	79-0	2207	276-613	.450	91-155	.587	-	-	804	137	264-12	-	-	643	8.1
Love	14-0	227	39-106	.368	29-38	.763	-	-	64	3	22-0	-	-	107	7.6
Abdul-Aziz (TOT)	49-0	945	144-390	.369	70-113	.619	-	-	409	37	115-3	-	-	358	7.3
Abdul-Aziz (MIL)	29-0	837	126-347	.363	68-106	.642	-	-	378	33	98-3	-	-	320	11.0
Weiss	15-0	242	36-114	.316	27-34	.794	-	-	27	27	24-1	-	-	99	6.6
Cunningham	77-0	1236	141-332	.425	69-106	.651	-	-	438	58	166-2	-	-	351	4.6
Williams	55-0	628	78-228	.342	72-134	.537	-	-	109	61	106-1	-	-	228	4.1
Niemann (TOT)	34-0	272	44-106	.415	19-25	.760	-	-	100	16	61-1	-	-	107	3.1
Niemann (MIL)	18-0	149	24-59	.407	11-15	.733	-	-	59	7	31-1	-	-	59	3.3
Miller	3-0	27	2-10	.200	5-7	.714	-	-	2	0	4-0	-	-	9	3.0
Paulk	17-0	217	19-84	.226	13-23	.565	-	-	78	3	26-0	-	-	51	3.0
Warlick	3-0	22	1-8	.125	4-5	.800	-	-	1	1	3-0	-	-	6	2.0
BUCKS	82	19680	3537-6258	.428	1968-2638	.745	-	-	4727	1882	2157-80	-	-	9040	110.2

HIGHLIGHTS:

- Charlie Paulk of Northeastern State (Okla.) was the Bucks first first-round pick in the 1968 Draft.
- On Oct. 16, 1968, before a crowd of 8,467 at the Milwaukee Arena, the Milwaukee Bucks made their NBA debut, an 89-84 loss to Chicago.
- Bucks set a home attendance record for a first-year team, averaging 6,246 fans at the Arena.
- Milwaukee's 27 wins were the second highest by an expansion team in NBA history.
- Flynn Robinson hit 21 free throws vs. Atlanta on Feb. 17, 1969, which remains a team record.
- Guard Jon McGlocklin led the team in scoring with a 19.6 average and was the Bucks first representative at the All-Star Game.
- The 1968-69 squad owns franchise records for most rebounds (4,727) and most FG attempts (8,258) in a season.
- On Dec. 11, 1968, the Bucks set a team record with 85 rebounds in a 106-96 win over San Francisco (at Madison).
- Bucks finished last in the Eastern Division to qualify for a coin flip (with Phoenix) to determine rights to top choice in the college draft. On March 19, 1969, NBA Commissioner Walter Kennedy flipped the coin; Phoenix chose heads, the coin came up tails. On April 2, 1969, the Bucks signed 7'2" Lew Alcindor (Kareem Abdul-Jabbar).

PLAYOFF RECORD:

- Did not qualify

HONORS:

- Jon McGlocklin - NBA All-Star team

1968-69 MILWAUKEE BUCKS

REGULAR SEASON DAY-BY-DAY

Gm	Date	Opponent	W-L	Score	Record	Bucks High Scorer	Atten.
1	10/16	Chicago	L	84-89	0-1	Rodgers, 16	8,467
2	10/19	@ Atlanta	L	107-125	0-2	Rodgers, 25	2,966
3	10/23	New York	L	112-114	0-3	Embry, 26	8,222
4	10/26	@ Boston	L	89-102	0-4	Embry/Hetzel, 18	7,330
5	10/29	Baltimore	L	112-129	0-5	Hetzel/McGlocklin, 21	6,028
6	10/31	Detroit	W	134-118	1-5	Embry, 30	6,694
7	11/1	@ Cincinnati	L	114-132	1-6	Gambee, 21	2,324
8	11/2	San Francisco	W	102-101	2-6	Gambee, 20	8,910
9	11/6	Los Angeles (Mad.)	L	115-128	2-7	Embry, 30	8,950
10	11/9	Boston	L	97-98	2-8	Embry/Hetzel, 16	9,095
11	11/12	Seattle	W	127-114	3-8	Gambee, 29	4,455
12	11/15	@ Baltimore	L	102-129	3-9	Embry, 24	5,811
13	11/16	@ Philadelphia	L	92-136	3-10	McGlocklin, 19	10,692
14	11/19	Atlanta	W	119-98	4-10	Rodgers, 26	4,130
15	11/21	@ Chicago	L	111-120	4-11	Rodgers, 29	1,673
16	11/23	Phoenix	W	115-112	5-11	Hetzel, 28	6,090
17	11/24	@ Seattle	L	120-141	5-12	Embry, 29	3,485
18	11/25	@ Seattle (Van.)	L	113-123	5-13	McGlocklin, 25	2,879
19	11/28	@ Seattle	L	103-115	5-14	Embry, 27	5,210
20	11/29	@ San Francisco	L	119-140	5-15	Hetzel, 29	4,178
21	11/30	@ San Francisco	W	107-101	6-15	Hetzel, 22	5,474
22	12/1	@ Los Angeles	L	112-119	6-16	Hetzel, 25	7,008
23	12/3	Boston	L	115-137	6-17	Embry, 29	5,823
24	12/4	@ Boston	L	99-101	6-18	McGlocklin/Rodgers, 20	4,679
25	12/6	Philadelphia	L	112-121	6-19	Rodgers, 24	5,067
26	12/7	@ New York	L	113-119	6-20	McGlocklin, 24	9,011
27	12/8	@ Phila. (Syr.)	L	117-122	6-21	Chappell, 28	3,264
28	12/10	Cincinnati	L	96-107	6-22	McGlocklin, 20	3,780
29	12/11	San Francisco (Mad.)	W	106-96	7-22	Robinson, 24	2,089
30	12/13	San Diego	W	101-96	8-22	Rodgers, 20	5,456
31	12/14	@ Cincinnati	L	115-121	8-23	Embry, 23	2,002
32	12/18	@ Atlanta	L	116-122	8-24	Chappell/McGlocklin, 23	2,683
33	12/19	@ Chicago	L	111-113	8-25	Chappell, 35	1,006
34	12/20	Seattle	W	100-92	9-25	Robinson, 38	5,303
35	12/22	Phoenix	W	127-116	10-25	Hetzel, 31	3,466
36	12/25	Detroit	L	113-119	10-26	Rodgers, 24	3,893
37	12/26	@ Boston	L	106-139	10-27	McGlocklin/Robinson, 17	8,214
38	12/27	@ Baltimore	L	122-136	10-28	Hetzel/Robinson, 25	4,749
39	12/29	Chicago	L	97-102	10-29	McGlocklin, 25	5,779
40	12/31	Philadelphia	L	107-128	10-30	Chappell, 22	3,007
41	1/2	Cincinnati (Mad.)	L	109-113	10-31	McGlocklin, 26	3,116
42	1/3	Phoenix	W	121-104	11-31	Chappell, 33	4,230
43	1/7	@ Cincinnati	W	116-101	12-31	Chappell, 30	1,652
44	1/8	New York	L	101-115	12-32	McGlocklin, 23	3,089
45	1/10	Seattle	W	115-104	13-32	McGlocklin/Robinson, 24	4,150
46	1/12	Boston	W	114-110	14-32	Robinson, 26	5,323
47	1/17	@ Detroit	L	108-123	14-33	Robinson, 23	3,379
48	1/18	@ New York (Bos.)	L	109-117	14-34	Robinson, 22	9,320
49	1/20	Detroit (Mad.)	W	102-101	15-34	McGlocklin, 38	3,344
50	1/21	Los Angeles	L	105-122	15-35	McGlocklin, 33	9,182
51	1/25	@ New York	L	96-113	15-36	McGlocklin, 26	13,455
52	1/27	@ Seattle (Tac.)	L	107-128	15-37	Embry/Hetzel, 20	4,150
53	1/29	Phoenix (Tuc.)	L	107-111	15-38	Chappell/Hetzel, 27	3,013
54	1/31	@ Los Angeles	L	104-105	15-39	Robinson, 43	16,513
55	2/1	@ San Diego	L	95-101	15-40	Robinson, 22	4,963
56	2/2	@ Phoenix	L	121-122	15-41	Chappell, 32	2,926
57	2/4	@ Chicago	W	107-98	16-41	Robinson, 22	1,971
58	2/5	New York	L	102-111	16-42	Robinson, 35	5,107
59	2/7	Baltimore	L	107-114	16-43	McGlocklin, 22	6,581
60	2/9	San Diego	W	117-109	17-43	Chappell, 23	9,608
61	2/12	Atlanta	L	106-113	17-44	Chappell, 26	3,458
62	2/14	@ Baltimore	L	122-132	17-45	McGlocklin, 37	7,598
63	2/16	Los Angeles	W	106-97	18-45	Robinson, 41	10,698
64	2/17	@ Atlanta (Balt.)	W	123-111	19-45	Robinson, 43	7,456
65	2/22	@ Detroit	W	108-107	20-45	Robinson, 45	3,503
66	2/23	Phoenix (G.Bay)	W	107-103	21-45	Chappell, 24	4,357
67	2/25	San Diego	W	114-112	22-45	Chappell, 26	5,015
68	2/27	Baltimore	W	126-117	23-45	Robinson, 35	10,746*
69	2/28	@ Phila. (Bos)	L	102-123	23-46	McGlocklin, 27	9,103
70	3/2	@ Atlanta	L	108-112	23-47	Robinson, 28	5,101
71	3/3	Philadelphia	L	132-143	23-48	Robinson, 34	8,208
72	3/5	Chicago	L	108-124	23-49	McGlocklin, 38	3,766
73	3/6	Cincinnati	L	110-112	23-50	Robinson, 39	9,242
74	3/9	@ Detroit	W	126-121	24-50	McGlocklin/Robinson, 21	3,475
75	3/10	San Francisco	L	106-123	24-51	McGlocklin, 31	10,281
76	3/13	Seattle (G.Bay)	L	118-141	24-52	Robinson, 27	3,461
77	3/14	@ Los Angeles	L	103-111	24-53	McGlocklin, 32	12,852
78	3/18	@ San Diego	L	108-128	24-54	McGlocklin/Robinson, 25	5,267
79	3/19	@ Phoenix	W	117-110	25-54	McGlocklin, 26	3,033
80	3/21	@ San Francisco	L	100-103	25-55	Robinson, 20	2,897
81	3/22	@ San Diego	W	120-106	26-55	Robinson, 28	8,189
82	3/23	@ Phoenix	W	128-118	27-55	Robinson, 33	3,204

* denotes sellout

GENERAL
INFO

FRONT
OFFICE

PLAYERS

2013-14
SEASON

STATS &
RECORDS

HISTORY

NBA

OPPONENTS

MEDIA

1969-70 MILWAUKEE BUCKS



BACK ROW: Trainer Arnie Garber, Assistant Coach Tom Nissalke, Bob Greacen, Lenny Chappell, Dick Cunningham, Sam Williams, Guy Rodgers, Head Coach Larry Costello. **FRONT ROW:** Zaid Abdul-Aziz, Greg Smith, Jon McGlocklin, Kareem Abdul-Jabbar, Flynn Robinson, Bob Dandridge, Fred Crawford.

REGULAR SEASON (56-26) - 2ND, EASTERN DIVISION - PLAYOFFS (5-5)

PLAYER	G-GS	MIN	FG-FGA	PCT	FT-FTA	PCT	OR	DR	TR	AST	PFDQ	STL	BLK	PTS	AVG
Abdul-Jabbar	82-0	3534	938-1810	.518	485-743	.653	-	-	1190	337	283-8	-	-	2361	28.8
Robinson	81-0	2762	663-1391	.477	439-489	.898	-	-	263	449	254-5	-	-	1765	21.8
McGlocklin	82-0	2966	639-1206	.530	169-198	.854	-	-	252	303	164-0	-	-	1447	17.6
Dandridge	81-0	2461	434-895	.485	199-264	.754	-	-	625	292	279-1	-	-	1067	13.2
Smith	82-0	2368	339-664	.511	125-174	.718	-	-	712	156	304-8	-	-	803	9.8
Chappell	75-0	1134	243-523	.465	135-211	.640	-	-	276	56	127-1	-	-	621	8.3
Crawford	77-0	1331	243-506	.480	101-148	.682	-	-	184	225	181-1	-	-	587	7.6
Abdul-Aziz	80-0	1637	237-546	.434	119-185	.643	-	-	603	62	167-2	-	-	593	7.4
Arthurs	11-0	86	12-35	.343	11-15	.733	-	-	14	17	15-0	-	-	35	3.2
Rodgers	64-0	749	68-191	.356	67-90	.744	-	-	74	213	73-1	-	-	203	3.2
Greacen	41-0	292	44-109	.404	18-28	.643	-	-	59	27	49-0	-	-	106	2.6
Williams	11-0	44	11-24	.458	5-11	.455	-	-	7	3	5-0	-	-	27	2.5
Cunningham	60-0	416	52-141	.369	22-33	.667	-	-	160	28	70-0	-	-	126	2.1
BUCKS	82	19780	3923-8041	.488	1896-2589	.732	-	-	4419	2168	1971-27	-	-	9741	118.8

HIGHLIGHTS:

- Bucks lineup bolstered by addition of rookies Kareem Abdul-Jabbar (first round) and Bob Dandridge (fourth round), both of whom earned 'All-Rookie' status.
- Abdul-Jabbar became an instant superstar, earning unanimous NBA Rookie of the Year honors and leading the Bucks to a 29-game improvement over the previous season. He finished as the league's second-leading scorer (28.8) and third-leading rebounder (14.5).
- Abdul-Jabbar set the franchise single-game record with 25 free throw attempts at Boston on March 8, 1970. He also set the season mark with 743 free throw attempts.
- Flynn Robinson set a team mark for FT% in a season (since broken) at .898, leading the NBA.
- Bucks established team records with 48 free throws and 62 attempts at Boston on March 8, 1970.
- On March 30, 1970, at Philadelphia, Bucks set club playoff records for points (156), field goals made (67) and assists (46).
- The Bucks made the playoffs in only their second season. Abdul-Jabbar set two Bucks single-game playoff marks with 46 points vs. Philadelphia (at Madison) on April 3, 1970, and 31 rebounds vs. New York on April 17, 1970.
- After the season, on April 21, 1970, the Bucks acquired All-Star guard Oscar Robertson from Cincinnati for Flynn Robinson and Charlie Paulk.

PLAYOFF RECORD:

- Beat Philadelphia, Division Semifinals, 4-1
- Lost to New York, Division Finals, 1-4

HONORS:

- Kareem Abdul-Jabbar - NBA All-Star Team, NBA All-Rookie Team, NBA All-Defensive Second Team, All-NBA Second Team, NBA Rookie of the Year
- Flynn Robinson - NBA All-Star Team
- Bob Dandridge - NBA All-Rookie Team

1969-70 MILWAUKEE BUCKS

REGULAR SEASON DAY-BY-DAY

Gm	Date	Opponent	W-L	Score	Record	Bucks High Scorer	Opp. High Scorer	Atten.
1	10/18	Detroit	W	119-110	1-0	Abdul-Jabbar, 29	Bellamy, 25	7,782
2	10/19	Seattle	W	130-106	2-0	Robinson, 22	Boozar, 26	7,370
3	10/22	@ San Diego	W	115-102	3-0	Abdul-Jabbar, 36	Kojis, 26	13,643
4	10/24	@ Los Angeles	L	112-123	3-1	Robinson, 33	Baylor, 26	17,489
5	10/25	@ San Francisco	L	104-118	3-2	Rodgers, 20	Mullins, 30	7,168
6	10/26	@ Phoenix	W	119-99	4-2	Abdul-Jabbar, 28	Fox, 22	9,149
7	10/28	Boston	L	107-120	4-3	Abdul-Jabbar, 43	Havlicek, 25	9,204
8	10/30	@ Detroit	W	102-81	5-3	Robinson, 25	Bing, 21	9,738
9	10/31	@ Philadelphia	W	129-125 (OT)	6-3	Chappell/McGlocklin, 28	Cunningham, 29	7,641
10	11/1	@ New York	L	108-112	6-4	Abdul-Jabbar, 36	Barnett, 27	19,500
11	11/3	New York	L	93-109	6-5	Greacon, 18	Reed, 35	9,714
12	11/8	Detroit	W	100-96	7-5	Abdul-Jabbar, 29	Walker, 17	9,574
13	11/9	Baltimore	L	105-116	7-6	Abdul-Jabbar/Chappell, 24	Loughery, 27	10,384
14	11/11	@ Boston	W	129-118	8-6	Robinson, 31	Havlicek, 24	12,179
15	11/14	Chicago	W	122-100	9-6	McGlocklin, 23	Boerwinkle/Wesley, 14	9,072
16	11/15	@ Baltimore	L	120-129	9-7	Robinson, 41	Loughery, 43	12,289
17	11/16	San Francisco	W	129-123 (OT)	10-7	McGlocklin, 29	Thurmond, 26	7,542
18	11/18	@ San Francisco	L	110-127	10-8	McGlocklin, 23	Thurmond, 26	5,708
19	11/21	@ Seattle	W	117-115	11-8	Abdul-Jabbar, 31	Rule, 35	12,920
20	11/22	@ Chicago	L	106-125	11-9	Abdul-Jabbar, 21	Haskins, 29	12,269
21	11/24	Cincinnati	L	104-129	11-10	3 players, 13	Van Arsdale, 29	7,027
22	11/25	Atlanta (St. Louis)	W	130-115	12-10	Abdul-Jabbar, 33	Davis, 30	11,015
23	11/26	Los Angeles	W	100-81	13-10	Abdul-Jabbar, 29	Counts, 31	9,785
24	11/29	Philadelphia	L	111-129	13-11	Abdul-Jabbar, 23	Cunningham, 23	10,746*
25	11/30	San Diego	W	111-99	14-11	Abdul-Jabbar, 23	Barnett, 18	7,067
26	12/2	@ Philadelphia	W	122-114	15-11	Dandridge, 26	Cunningham, 30	4,549
27	12/5	Seattle	W	131-98	16-11	Abdul-Jabbar, 36	Boozar, 19	7,064
28	12/6	@ New York	L	99-124	16-12	Abdul-Jabbar, 26	Bradley/Frazier, 29	19,500
29	12/10	New York	L	95-96	16-13	Robinson, 30	Barnett, 24	10,100
30	12/12	San Francisco	W	123-109	17-13	Robinson, 29	Mullins, 20	7,793
31	12/13	@ Atlanta	W	121-100	18-13	Robinson, 31	Bridges, 24	5,230
32	12/14	San Diego (Mad.)	W	118-105	19-13	Abdul-Jabbar, 32	Kojis, 31	6,015
33	12/17	@ Boston	W	124-106	20-13	Abdul-Jabbar, 29	Finkel, 23	6,202
34	12/19	Boston	W	115-111	21-13	A-Jabbar/Robinson, 25	Siegfried, 24	8,363
35	12/21	Phoenix	W	118-111	22-13	Robinson, 25	Hawkins, 28	10,201
36	12/26	@ Detroit	W	114-101	23-13	Robinson, 26	Bellamy/Walker, 26	9,402
37	12/27	@ Cincinnati	L	110-112 (OT)	23-14	Robinson, 42	Robertson, 31	11,665
38	12/28	Baltimore	W	133-124	24-14	Abdul-Jabbar, 35	Loughery, 27	10,746*
39	12/30	@ Baltimore	W	126-124	25-14	Robinson, 35	Monroe, 30	9,410
40	12/31	San Diego	W	143-126	26-14	Abdul-Jabbar, 35	Hayes, 26	10,050
41	1/2	New York	W	118-105	27-14	Abdul-Jabbar, 41	Frazier, 27	10,746*
42	1/4	Atlanta	L	125-126	27-15	Abdul-Jabbar, 33	Caldwell, 26	10,675
43	1/7	Cincinnati	W	138-119	28-15	Robinson, 36	Foster, 32	8,058
44	1/9	Phoenix	W	120-116	29-15	Robinson, 30	Van Arsdale, 26	7,237
45	1/10	Boston	W	124-109	30-15	Robinson, 31	Johnson/White, 18	10,746*
46	1/13	@ Cincinnati (Clev.)	W	112-92	31-15	A-Jabbar/McGlocklin, 28	Foster, 21	11,197
47	1/14	Los Angeles	W	115-113	32-15	Abdul-Jabbar, 46	West, 34	8,520
48	1/17	Chicago	L	130-132 (OT)	32-16	Robinson, 34	Haskins, 23	10,746*
49	1/18	San Francisco	W	123-107	33-16	McGlocklin, 29	Williams, 26	9,188
50	1/22	@ San Diego (Hou.)	W	115-106	34-16	A-Jabbar/Robinson, 27	Hayes, 29	21,619
51	1/24	Cincinnati	W	125-109	35-16	Robinson, 33	Van Arsdale, 25	10,746*
52	1/25	@ Atlanta	W	131-116	36-16	Robinson, 33	Caldwell, 22	7,197
53	1/26	Philadelphia	L	103-122	36-17	Abdul-Jabbar, 34	Jones, 29	10,041
54	1/28	@ Cincinnati	W	126-114	37-17	A-Jabbar/McGlocklin, 33	Green, 25	8,187
55	1/30	@ Chicago	W	121-105	38-17	Abdul-Jabbar, 27	Love, 22	12,111
56	1/31	@ Phoenix	W	107-106	39-17	Abdul-Aziz, 36	Hawkins, 35	11,814
57	2/1	@ Seattle	L	116-118	39-18	Robinson, 33	Meschery, 27	12,660
58	2/4	@ San Diego	W	141-123	40-18	Robinson, 30	Hayes, 20	12,328
59	2/6	@ Los Angeles	W	118-105	41-18	Abdul-Jabbar, 29	Baylor, 27	17,519
60	2/8	@ Baltimore	L	106-120	41-19	Abdul-Jabbar, 36	Monroe, 23	8,130
61	2/10	@ Philadelphia	W	139-131	42-19	Abdul-Jabbar, 36	Cunningham/Greer, 28	7,403
62	2/11	Phoenix	W	127-120	43-19	Abdul-Jabbar, 32	Hawkins, 32	10,746*
63	2/14	Boston	W	127-117	44-19	Abdul-Jabbar, 41	Havlicek, 38	10,746*
64	2/15	Los Angeles	L	96-98	44-20	McGlocklin, 21	West, 28	10,746*
65	2/18	@ San Francisco	W	109-102	45-20	Abdul-Jabbar, 26	Mullins, 26	5,807
66	2/20	@ Los Angeles	L	114-119	45-21	Abdul-Jabbar, 31	West, 37	17,460
67	2/21	@ Seattle (Port.)	W	140-127	46-21	Abdul-Jabbar, 51	Rule, 33	11,139
68	2/22	@ Phoenix	W	144-124	47-21	Abdul-Jabbar, 34	Hawkins, 25	11,541
69	2/24	@ Detroit	L	111-136	47-22	Abdul-Jabbar, 46	Walker, 30	5,935
70	2/25	Baltimore	W	115-113	48-22	Abdul-Jabbar, 27	Monroe, 27	10,746*
71	2/27	Detroit	W	131-113	49-22	Abdul-Jabbar, 33	Walker, 21	9,106
72	3/1	Cincinnati	W	120-114	50-22	Abdul-Jabbar, 32	Robertson, 25	10,746*
73	3/3	Philadelphia	W	127-116	51-22	Abdul-Jabbar, 31	Greer, 28	10,035
74	3/5	Atlanta	L	117-126	51-23	Abdul-Jabbar, 39	Caldwell, 29	10,746*
75	3/6	@ Detroit	W	121-118	52-23	Abdul-Jabbar, 38	Bing, 42	9,016
76	3/8	@ Boston	W	138-134	53-23	Abdul-Jabbar, 44	Havlicek, 43	8,123
77	3/9	Seattle	W	124-105	54-23	Abdul-Jabbar, 25	Rule, 19	10,746*
78	3/10	@ Atlanta	L	127-140	54-24	Abdul-Jabbar, 40	Hudson, 36	5,832
79	3/15	Chicago (Mad.)	L	107-130	54-25	Abdul-Jabbar, 30	Love, 47	9,272
80	3/18	@ New York	W	116-108	55-25	Robinson, 29	Russell, 18	19,500
81	3/20	@ Philadelphia	W	138-112	56-25	Abdul-Jabbar, 41	Greer, 25	11,327
82	3/22	@ Chicago	L	115-129	56-26	Abdul-Jabbar, 27	Love, 31	11,445

* denotes sellout

GENERAL
INFO

FRONT
OFFICE

PLAYERS

2013-14
SEASON

STATS &
RECORDS

HISTORY

NBA

OPPONENTS

MEDIA

1970-71 MILWAUKEE BUCKS



BACK ROW: Trainer Arnie Garber, Jeff Webb, Marvin Winkler, Dick Cunningham, Bob Greacen, McCoy McLemore, Assistant Coach Tom Nissaike. **FRONT ROW:** Bob Boozer, Greg Smith, Bob Dandridge, Oscar Robertson, Kareem Abdul-Jabbar, Jon McGlocklin, Lucius Allen, Head Coach Larry Costello. (Not Pictured: Bill Zopf)

REGULAR SEASON (66-16) - 1ST, MIDWEST DIVISION - PLAYOFFS (12-2) WESTERN CONFERENCE & NBA CHAMPIONS

PLAYER	G-GS	MIN	FG-FGA	PCT	FT-FTA	PCT	OR	DR	TR	AST	PF-DQ	STL	BLK	PTS	AVG
Abdul-Jabbar	82-82	3288	1063-1843	.577	470-681	.690	-	-	1311	272	264-4	-	-	2596	31.7
Robertson	81-81	3194	592-1193	.496	385-453	.850	-	-	462	668	203-0	-	-	1569	19.4
Dandridge	79-79	2862	594-1167	.509	264-376	.702	-	-	632	277	287-4	-	-	1452	18.4
McGlocklin	82-80	2891	574-1073	.535	144-167	.862	-	-	223	305	189-0	-	-	1292	15.8
Smith	82-79	2428	409-799	.512	141-213	.662	-	-	589	227	284-5	-	-	959	11.7
McLemore (TOT)	86-48	2254	303-787	.385	204-261	.782	-	-	568	206	235-2	-	-	810	9.4
McLemore (MIL)	28-1	415	49-133	.368	34-41	.829	-	-	105	30	66-1	-	-	132	4.7
Boozer	80-5	1775	290-645	.450	148-181	.818	-	-	435	128	216-0	-	-	728	9.1
Allen	61-3	1162	178-398	.447	77-110	.700	-	-	152	161	108-0	-	-	433	7.1
Freeman	41-0	335	62-122	.508	28-38	.737	-	-	98	31	63-0	-	-	152	3.7
Winkler	3-0	14	3-10	.300	2-2	1.000	-	-	4	2	3-0	-	-	8	2.7
Cunningham	76-0	675	81-195	.415	39-59	.661	-	-	257	43	90-1	-	-	201	2.6
Greacen	2-0	43	1-12	.083	3-7	.429	-	-	6	13	7-0	-	-	5	2.5
Webb	29-0	300	27-78	.346	11-15	.733	-	-	24	19	33-0	-	-	65	2.2
Zopf	53-0	398	49-135	.363	20-36	.556	-	-	46	73	34-0	-	-	118	2.2
BUCKS	82	19780	3972-7803	.509	1768-2379	.742	-	-	4344	2249	1847-15	-	-	9710	118.4

HIGHLIGHTS:

- In the first season of the NBA's four-division alignment, the Bucks ran away with the Midwest division, setting an NBA record (since broken) of 66 wins. The Bucks also set NBA records for home wins (34), road wins (28), field goal percentage (.509), field goals made (3,972) and assists (2,249).
- From Feb. 6-March 8, 1971, the Bucks won 20 straight games, an NBA record (since broken).
- Kareem Abdul-Jabbar was the league's MVP, leading the NBA in scoring with 31.7 ppg. He finished second in FG% (.577) and fourth in rebounds (16.0).
- Oscar Robertson, in his first season with the Bucks, dished a then-team-record 668 assists and was named an All-Star for the 11th consecutive year.
- On April 4, 1971, the Bucks beat San Francisco 136-86, marking their biggest playoff win.
- The Bucks dispatched San Francisco and Los Angeles in five games and blasted Baltimore in four straight for the NBA Championship, marking only the second time in league history that the title series ended in a sweep.
- In winning the World Championship in only their third season, the Bucks went further, faster, than any expansion team in the history of major professional sports.

PLAYOFF RECORD:

- Beat San Francisco, Conference Semifinals, 4-1
- Beat Los Angeles, Conference Finals, 4-1
- Beat Baltimore, NBA Championship Finals, 4-0

HONORS:

- Kareem Abdul-Jabbar - NBA Most Valuable Player, NBA All-Star Team, All-NBA Team, and All-Defensive Second Team
- Oscar Robertson - NBA All-Star Team and All-NBA Second Team

1970-71 MILWAUKEE BUCKS

REGULAR SEASON DAY-BY-DAY

Gm	Date	Opponent	W-L	Score	Record	Bucks High Scorer	Opp. High Scorer	Atten.
1	10/17	@ Atlanta	W	107-98	1-0	Abdul-Jabbar, 32	Hudson, 27	7,197
2	10/20	@ Detroit	L	114-115	1-1	Abdul-Jabbar, 38	Bing, 37	11,316
3	10/24	Baltimore	W	122-120 (2OT)	2-1	Abdul-Jabbar, 39	Unsold, 27	10,746*
4	10/25	Seattle	W	126-107	3-1	Abdul-Jabbar, 37	Snyder, 24	9,340
5	10/27	San Diego	W	126-113	4-1	Dandridge, 39	Hayes, 34	9,565
6	10/31	@ Cincinnati	W	121-100	5-1	Abdul-Jabbar, 28	Van Arsdale, 22	9,634
7	11/4	@ Cleveland	W	110-108	6-1	Abdul-Jabbar, 53	Johnson, 27	3,575
8	11/8	Phoenix	W	125-105	7-1	Dandridge, 32	Van Arsdale, 23	10,746*
9	11/11	@ Boston	W	123-113	8-1	Abdul-Jabbar, 44	Havlicek, 31	15,203
10	11/14	@ Buffalo	W	116-107	9-1	Abdul-Jabbar, 27	Kauffman, 23	10,248
11	11/15	Baltimore	W	105-90	10-1	A-Jabbar/Robertson, 27	Marin, 30	10,746*
12	11/16	San Francisco	W	119-100	11-1	Abdul-Jabbar, 31	Thurmond, 25	10,247
13	11/18	@ San Diego	W	117-111	12-1	Abdul-Jabbar, 25	Adams, 23	8,958
14	11/20	@ Los Angeles	W	117-100	13-1	Abdul-Jabbar, 29	Chamberlain, 28	17,509
15	11/21	@ San Francisco	W	127-102	14-1	Abdul-Jabbar, 28	Thurmond, 30	8,204
16	11/22	@ Portland	W	126-104	15-1	Abdul-Jabbar, 30	McKenzie, 17	9,471
17	11/24	@ Chicago	W	117-108	16-1	Abdul-Jabbar, 37	Sloan, 23	11,331
18	11/25	Detroit	W	113-87	17-1	Abdul-Jabbar, 31	Moore, 17	10,746*
19	11/27	New York	L	94-103	17-2	Abdul-Jabbar, 33	Reed, 34	10,746*
20	11/28	@ New York	L	99-100	17-3	Abdul-Jabbar, 35	DeBusschere, 21	19,500
21	11/29	Portland	W	124-111	18-3	Abdul-Jabbar, 33	Ellis/Petrie, 27	9,849
22	12/3	Chicago	W	107-100	19-3	A-Jabbar/Robertson, 22	Love, 22	9,759
23	12/4	Philadelphia	W	128-122 (OT)	20-3	Abdul-Jabbar, 35	Cunningham, 33	10,746*
24	12/8	Atlanta	W	125-104	21-3	Abdul-Jabbar, 24	Hudson, 30	10,746*
25	12/9	@ Baltimore	L	97-127	21-4	Abdul-Jabbar, 34	Unsold/Marin, 25	10,655
26	12/11	Cleveland	W	134-92	22-4	Abdul-Jabbar, 34	Wesley, 18	9,449
27	12/12	@ Phoenix	L	111-113	22-5	Abdul-Jabbar, 36	Van Arsdale, 26	11,002
28	12/13	@ Seattle	W	124-107	23-5	Abdul-Jabbar, 40	Kojis, 29	12,267
29	12/18	Boston	W	124-114	24-5	Abdul-Jabbar, 40	Havlicek, 25	10,746*
30	12/19	@ Cincinnati	L	110-119	24-6	Abdul-Jabbar, 35	Lacey, 23	5,071
31	12/20	Buffalo	W	131-101	25-6	Abdul-Jabbar, 27	Davis, 23	10,174
32	12/21	Los Angeles	W	113-88	26-6	Abdul-Jabbar, 37	Chamberlain, 25	10,746*
33	12/26	San Francisco	W	131-111	27-6	Abdul-Jabbar, 34	Thurmond, 25	10,746*
34	12/28	Cincinnati (Mad.)	W	137-114	28-6	Abdul-Jabbar, 29	Robinson, 22	8,485
35	12/29	@ Cleveland	W	119-97	29-6	A-Jabbar/Dandridge, 23	Johnson, 22	7,682
36	12/30	@ Philadelphia	L	107-119	29-7	Abdul-Jabbar, 30	Cunningham, 37	14,835
37	1/2	Cleveland	W	118-73	30-7	Abdul-Jabbar, 27	Sorenson, 17	10,746*
38	1/4	Seattle	W	124-110	31-7	Abdul-Jabbar, 38	Kojis, 24	8,835
39	1/6	Chicago (Mad.)	W	119-106	32-7	Abdul-Jabbar, 24	Love, 29	6,093
40	1/7	New York	W	116-106	33-7	Robertson, 35	Frazier, 23	10,746*
41	1/9	Detroit	W	118-100	34-7	Abdul-Jabbar, 27	Bing, 25	10,746*
42	1/10	Baltimore	W	151-99	35-7	Dandridge, 34	Johnson, 17	10,746*
43	1/15	Cincinnati	W	135-116	36-7	Abdul-Jabbar, 35	Lacey, 27	10,746*
44	1/16	@ Chicago	W	110-90	37-7	Abdul-Jabbar, 25	Love, 27	14,013
45	1/17	Boston	W	120-113	38-7	Abdul-Jabbar, 44	Nelson, 26	10,746*
46	1/20	@ Baltimore	W	120-116	39-7	Abdul-Jabbar, 39	Monroe, 24	12,289
47	1/22	Atlanta	L	110-117	39-8	Dandridge, 22	Bellamy, 25	10,746*
48	1/23	Portland	W	142-117	40-8	Abdul-Jabbar, 44	Schlueter, 20	10,746*
49	1/24	@ Atlanta	W	142-120	41-8	Dandridge, 33	Maravich, 30	7,192
50	1/26	@ New York	L	98-107	41-9	Abdul-Jabbar, 29	Reed, 35	19,500
51	1/27	@ Boston	W	132-129	42-9	Abdul-Jabbar, 53	White, 30	8,097
52	1/29	@ Philadelphia	W	142-118	43-9	Abdul-Jabbar, 31	Clark/Greer, 21	15,244
53	1/31	Detroit (Mad.)	W	131-104	44-9	Abdul-Jabbar, 28	Bing, 26	9,035
54	2/2	@ Portland	L	111-123	44-10	Abdul-Jabbar, 38	Barnett, 27	9,040
55	2/3	@ San Diego	W	108-101	45-10	Abdul-Jabbar, 25	Hayes, 41	6,483
56	2/5	@ Los Angeles	L	93-116	45-11	Abdul-Jabbar, 27	Hairston, 24	17,505
57	2/6	@ San Francisco	W	111-85	46-11	Dandridge/McGlocklin, 20	Lucas, 17	13,298
58	2/8	Phoenix	W	118-94	47-11	Abdul-Jabbar, 39	Hawkins, 23	10,746*
59	2/9	@ Detroit	W	107-106	48-11	Abdul-Jabbar, 38	Bing/Walker, 28	11,468
60	2/11	Los Angeles	W	122-88	49-11	Abdul-Jabbar, 31	Chamberlain, 25	10,746*
61	2/13	Chicago	W	103-96	50-11	Abdul-Jabbar, 35	Walker, 32	10,746*
62	2/14	@ Atlanta	W	124-88	51-11	Abdul-Jabbar, 23	Maravich, 15	7,192
63	2/16	@ Buffalo	W	135-103	52-11	Abdul-Jabbar, 38	May, 34	7,243
64	2/17	Phila. (Mad.)	W	119-114	53-11	Abdul-Jabbar, 41	Cunningham, 26	8,133
65	2/19	@ Seattle	W	128-112	54-11	Abdul-Jabbar, 42	Snyder, 31	12,685
66	2/20	@ San Francisco	W	104-96	55-11	McGlocklin, 28	Thurmond, 30	9,145
67	2/21	@ Phoenix	W	125-97	56-11	Abdul-Jabbar, 36	Van Arsdale, 21	12,371
68	2/23	San Francisco	W	118-107	57-11	Robertson, 26	Jones, 31	10,746*
69	2/24	San Diego	W	139-104	58-11	Dandridge, 33	Hayes, 23	10,746*
70	2/26	Cincinnati	W	135-111	59-11	3 players, 24	Paulk, 24	10,746*
71	2/28	@ Boston	W	111-99	60-11	Abdul-Jabbar, 26	Cowens, 36	10,880
72	3/1	Philadelphia	W	127-103	61-11	A-Jabbar/Robertson, 29	Clark, 20	10,746*
73	3/3	Los Angeles	W	112-97	62-11	Robertson, 24	Goodrich, 25	10,746*
74	3/4	Buffalo	W	116-113	63-11	Robertson, 32	Kauffman, 26	10,746*
75	3/5	@ Detroit	W	108-95	64-11	Abdul-Jabbar, 34	Bing, 39	11,192
76	3/8	Seattle	W	104-99	65-11	Abdul-Jabbar, 32	Haywood, 30	10,746*
77	3/9	@ Chicago	L	103-110 (OT)	65-12	Abdul-Jabbar, 39	Love, 23	16,277
78	3/13	@ New York	L	103-108	65-13	Abdul-Jabbar, 34	DeBusschere, 33	19,500
79	3/14	Phoenix (Mad.)	L	113-125	65-14	Abdul-Jabbar, 38	Hawkins, 27	9,035
80	3/16	@ Phoenix	W	119-111	66-14	Abdul-Jabbar, 48	Hawkins/Van Arsdale, 28	11,640
81	3/18	@ Seattle	L	121-122	66-15	Abdul-Jabbar, 39	Smith, 28	8,970
82	3/19	@ San Diego	L	99-111	66-16	Abdul-Jabbar, 22	Trapp, 24	10,256

* denotes sellout

GENERAL
INFO

FRONT
OFFICE

PLAYERS

2013-14
SEASON

STATS &
RECORDS

HISTORY

NBA

OPPONENTS

MEDIA

1971-72 MILWAUKEE BUCKS



BACK ROW: Charles Lowery, Wali Jones, Barry Nelson, Toby Kimball, John Block, Trainer Arnie Garber. **FRONT ROW:** Jon McGlocklin, Bob Dandridge, Kareem Abdul-Jabbar, Oscar Robertson, Lucius Allen, Curtis Perry, Head Coach Larry Costello.

REGULAR SEASON (63-19) - 1ST, MIDWEST DIVISION - PLAYOFFS (6-5)

PLAYER	G-GS	MIN	FG-FGA	PCT	FT-FTA	PCT	OR	DR	TR	AST	PFDQ	STL	BLK	PTS	AVG
Abdul-Jabbar	81-81	3583	1159-2019	.574	504-732	.689	-	-	1346	370	235-1	-	-	2822	34.8
Dandridge	80-80	2957	630-1264	.498	215-291	.739	-	-	613	249	297-7	-	-	1475	18.4
Robertson	64-60	2390	419-887	.472	276-330	.836	-	-	323	491	116-0	-	-	1114	17.4
Allen	80-58	2316	441-874	.505	198-259	.764	-	-	254	333	214-2	-	-	1080	13.5
McGlocklin	80-46	2213	374-733	.510	109-126	.865	-	-	181	231	146-0	-	-	857	10.7
Block	79-6	1524	233-530	.440	206-275	.749	-	-	410	95	213-4	-	-	672	8.5
Smith	28-25	737	97-198	.490	41-58	.707	-	-	161	63	92-1	-	-	235	8.4
Jones	48-0	1030	144-354	.407	74-90	.822	-	-	75	141	112-0	-	-	362	7.5
Perry (TOT)	75-50	1826	181-486	.372	76-119	.639	-	-	593	100	261-14	-	-	438	5.8
Perry (MIL)	50-45	1471	143-371	.385	64-95	.674	-	-	471	78	214-13	-	-	350	7.0
Kimball	74-9	971	107-229	.467	44-81	.543	-	-	312	60	137-0	-	-	258	3.5
McLemore	10-0	99	9-28	.321	11-12	.917	-	-	34	12	18-0	-	-	29	2.9
Lowery	20-0	134	17-38	.447	11-18	.611	-	-	19	14	16-1	-	-	45	2.3
Dinwiddie	23-0	144	16-57	.281	5-9	.556	-	-	32	9	23-0	-	-	37	1.6
Webb	19-0	109	9-35	.257	11-13	.846	-	-	18	7	8-0	-	-	29	1.5
Nelson	28-0	102	15-36	.417	5-10	.500	-	-	20	7	21-0	-	-	35	1.3
BUCKS	82	19780	3813-7653	.498	1774-2399	.739	-	-	4269	2160	1862-29	1632	-	9400	114.6

HIGHLIGHTS:

- Prior to the season, Lew Alcindor legally changed his name to Kareem Abdul-Jabbar.
- Abdul-Jabbar enjoyed his second straight MVP season, averaging a league-best 34.8 ppg and 16.6 rpg (third in NBA).
- On Dec. 10, 1971, Abdul-Jabbar scored 55 points vs. Boston, a team record. Abdul-Jabbar set seven other club records - FGA, game (39 vs. Los Angeles, March 17, 1972); points, season (2,822); scoring average (34.8); FGM, season (1,159); FGA, season (2,019); total rebounds, season (1,346); and minutes, season (3,583).
- On Jan. 9, 1972, the Bucks defeated the L.A. Lakers 120-104, snapping L.A.'s 33-game winning streak.
- On Feb. 4, Oscar Robertson strained a leg muscle and missed 17 games down the stretch.
- After disposing of Golden State in the first round of the playoffs, the Bucks faced the Lakers for the Western Conference championship, falling in six games.
- Abdul-Jabbar set the team single-game playoff mark for field goal attempts (37) vs. Los Angeles April 14, 1972.
- The Bucks set playoff single-game franchise records for field goal attempts - 115 vs. Los Angeles on April 22, 1972 and rebounds - 75 vs. Los Angeles on April 16, 1972.

PLAYOFF RECORD:

- Beat Golden State, Conference Semifinals, 4-1
- Lost to Los Angeles, Conference Finals, 2-4

HONORS:

- Kareem Abdul-Jabbar - NBA Most Valuable Player, NBA All-Star Team and All-NBA Team
- Oscar Robertson - NBA All-Star Team

1971-72 MILWAUKEE BUCKS

REGULAR SEASON DAY-BY-DAY

Gm	Date	Opponent	W-L	Score	Record	Bucks High Scorer	Opp. High Scorer	Atten.
1	10/14	@ Phoenix	W	110-97	1-0	Abdul-Jabbar, 31	Hawkins, 25	9,164
2	10/16	@ Seattle	W	98-91	2-0	A-J/Dandridge, 25	Haywood, 23	13,100
3	10/17	@ Portland	W	127-94	3-0	Abdul-Jabbar, 25	Wicks, 23	5,713
4	10/19	Cleveland	W	116-82	4-0	Abdul-Jabbar, 24	B. Smith, 26	10,746*
5	10/22	Buffalo	W	124-105	5-0	Abdul-Jabbar, 38	Garrett, 19	9,134
6	10/23	@ Philadelphia	W	110-88	6-0	Abdul-Jabbar, 40	Foster, 17	15,304
7	10/26	Baltimore	W	120-90	7-0	Dandridge, 27	Clark, 18	10,139
8	10/29	@ Boston	L	114-125	7-1	Abdul-Jabbar, 43	Cowens, 37	12,452
9	10/31	@ Cleveland	W	118-102	8-1	Abdul-Jabbar, 35	Johnson, 19	4,456
10	11/5	@ Chicago	W	104-102	9-1	Abdul-Jabbar, 33	Weiss, 30	16,666
11	11/6	Detroit	W	106-78	10-1	Abdul-Jabbar, 29	Lanier, 22	10,746*
12	11/9	Phoenix	W	118-113	11-1	Abdul-Jabbar, 44	Hawkins, 28	10,039
13	11/10	@ Atlanta	W	116-110	12-1	Abdul-Jabbar, 33	Hudson, 41	6,916
14	11/12	Houston	W	111-102	13-1	Abdul-Jabbar, 31	Lantz, 26	10,461
15	11/13	@ Buffalo	W	127-106	14-1	Abdul-Jabbar, 29	Kauffman, 44	17,241
16	11/14	Philadelphia (Mad.)	W	125-114	15-1	Abdul-Jabbar, 46	Cunningham, 32	7,552
17	11/16	@ Portland	W	125-105	16-1	Abdul-Jabbar, 33	Wicks, 20	6,347
18	11/19	@ Seattle	W	108-107	17-1	Abdul-Jabbar, 36	Haywood, 36	12,914
19	11/20	@ Golden State	L	100-107	17-2	Robertson, 25	Russell, 28	13,502
20	11/21	@ Los Angeles	L	105-112	17-3	Abdul-Jabbar, 39	Goodrich, 27	17,505
21	11/23	@ Detroit	W	112-104	18-3	Abdul-Jabbar, 34	Lanier, 28	10,011
22	11/24	Atlanta	W	141-107	19-3	Abdul-Jabbar, 33	Bellamy, 26	10,746*
23	11/26	Portland	W	120-105	20-3	Abdul-Jabbar, 33	Wicks, 30	10,746*
24	11/27	@ Cincinnati	W	114-81	21-3	Robertson, 25	Archibald, 25	8,858
25	11/30	Golden State	L	103-104	21-4	Abdul-Jabbar, 30	Ellis, 25	9,838
26	12/3	Cincinnati	W	120-82	22-4	Dandridge, 25	Archibald, 25	9,169
27	12/4	Chicago	W	108-105	23-4	Abdul-Jabbar, 41	Walker, 28	10,746*
28	12/7	Seattle	W	116-83	24-4	Abdul-Jabbar, 29	Smith, 21	9,061
29	12/10	Boston	W	120-104	25-4	Abdul-Jabbar, 55	Havlicek, 32	10,746*
30	12/11	@ Baltimore	W	107-101	26-4	Abdul-Jabbar, 39	Marin, 25	7,421
31	12/14	Houston	W	106-98	27-4	Robertson, 29	Meely, 20	8,914
32	12/15	Buffalo (Mad.)	W	122-108	28-4	Abdul-Jabbar, 35	Kauffman, 29	5,661
33	12/17	Seattle	W	120-113	29-4	Abdul-Jabbar, 44	Haywood, 36	9,360
34	12/19	Baltimore	W	111-96	30-4	Abdul-Jabbar, 34	Clark, 22	10,746*
35	12/22	Boston (Mad.)	L	98-104	30-5	Abdul-Jabbar, 30	Havlicek, 26	9,035
36	12/25	@ Detroit	L	118-120	30-6	Abdul-Jabbar, 38	Lanier, 35	6,364
37	12/26	Atlanta	W	114-92	31-6	Abdul-Jabbar, 24	Hudson, 27	10,746*
38	12/28	@ Chicago	L	105-116	31-7	Abdul-Jabbar, 35	Love, 41	19,497
39	12/29	Portland	W	123-84	32-7	Abdul-Jabbar, 32	Schlueter, 18	10,363
40	1/3	@ New York	L	99-101	32-8	Abdul-Jabbar, 38	Frazier, 31	19,588
41	1/4	New York	W	121-100	33-8	Abdul-Jabbar, 36	Frazier, 21	10,746*
42	1/5	@ Cincinnati	W	115-106	34-8	Abdul-Jabbar, 40	Lacey, 23	4,007
43	1/8	Detroit	W	136-119	35-8	Abdul-Jabbar, 36	Lanier, 28	10,746*
44	1/9	Los Angeles	W	120-104	36-8	Abdul-Jabbar, 39	West, 20	10,746*
45	1/11	Phoenix	L	114-115	36-9	Abdul-Jabbar, 27	Walk, 42	10,111
46	1/12	@ Atlanta	L	102-104	36-10	Abdul-Jabbar, 26	Bellamy, 29	7,105
47	1/14	Chicago	W	104-77	37-10	Abdul-Jabbar, 31	Walker, 17	10,746*
48	1/16	Portland	W	126-97	38-10	Abdul-Jabbar, 29	Wicks, 25	10,331
49	1/21	Cleveland	W	120-91	39-10	Abdul-Jabbar, 33	Smith, 19	10,061
50	1/23	Atlanta	L	113-118	39-11	Abdul-Jabbar, 33	Maravich, 35	10,746*
51	1/25	Seattle	W	123-91	40-11	Abdul-Jabbar, 30	Haywood, 15	9,046
52	1/26	@ Detroit	W	120-94	41-11	Abdul-Jabbar, 34	Dischinger/Lanier, 15	6,927
53	1/28	@ Philadelphia	W	127-118	42-11	Abdul-Jabbar, 34	Cunningham, 39	11,496
54	1/30	@ Baltimore	W	116-112	43-11	Abdul-Jabbar, 39	Clark, 24	13,587
55	2/1	@ Golden State	W	108-97	44-11	Robertson, 33	Mullins, 23	9,018
56	2/2	@ Phoenix	W	106-103	45-11	Abdul-Jabbar, 45	Hawkins, 37	9,365
57	2/4	@ Los Angeles	L	105-118	45-12	Abdul-Jabbar, 40	West, 37	17,505
58	2/5	@ Houston	W	119-112	46-12	Abdul-Jabbar, 41	Lantz, 30	10,218
59	2/8	@ Buffalo	W	126-108	47-12	Abdul-Jabbar, 31	Hilton, 30	11,472
60	2/9	@ Cleveland	W	126-121	48-12	Abdul-Jabbar, 53	Wesley, 23	6,303
61	2/11	New York	L	107-113	48-13	Abdul-Jabbar, 37	Lucas, 29	10,746*
62	2/12	Golden State	W	123-100	49-13	Abdul-Jabbar, 34	Thurmond, 25	10,746*
63	2/13	@ Boston	W	117-109	50-13	Abdul-Jabbar, 51	White, 31	15,315
64	2/17	@ Cincinnati	W	111-97	51-13	Abdul-Jabbar, 34	Archibald, 30	4,480
65	2/18	Philadelphia	L	126-132	51-14	Abdul-Jabbar, 53	Carter, 41	10,746
66	2/19	@ Chicago	L	97-104	51-15	Abdul-Jabbar, 31	Sloan, 23	18,130
67	2/20	Chicago	W	103-100	52-15	Abdul-Jabbar, 44	Love, 19	10,746*
68	2/23	@ Baltimore	W	113-105	53-15	Abdul-Jabbar, 35	Clark, 23	4,648
69	2/26	Phoenix (Mad.)	W	119-117	(OT) 54-15	Abdul-Jabbar, 44	Walk, 28	9,371
70	2/29	Detroit	W	131-113	55-15	Abdul-Jabbar, 33	Lanier, 35	10,746*
71	3/1	Los Angeles (Mad.)	L	108-109	55-16	Abdul-Jabbar, 33	West, 28	9,227
72	3/3	@ Philadelphia	W	94-81	56-16	Abdul-Jabbar, 27	Wohl, 17	10,061
73	3/6	Boston	W	132-127	57-16	Abdul-Jabbar, 45	Havlicek, 34	10,746*
74	3/7	@ New York	L	101-110	57-17	Abdul-Jabbar, 35	Lucas, 30	19,588
75	3/12	@ Seattle	W	109-99	58-17	Abdul-Jabbar, 30	Winfield, 20	13,129
76	3/14	@ Portland	W	109-98	59-17	Abdul-Jabbar, 36	Wicks, 28	8,080
77	3/15	@ Phoenix	L	106-110	59-18	Abdul-Jabbar, 36	Hawkins, 27	11,090
78	3/17	@ Los Angeles	L	107-123	59-19	Abdul-Jabbar, 42	McMillan, 27	17,505
79	3/18	@ Houston	W	120-106	60-19	Abdul-Jabbar, 42	Hayes, 39	8,825
80	3/21	Houston	W	111-94	61-19	Abdul-Jabbar, 37	Murphy, 31	10,746*
81	3/24	New York	W	131-88	62-19	L. Allen, 28	Monroe/Jackson, 12	10,746*
82	3/25	Cincinnati	W	119-95	63-19	Abdul-Jabbar, 39	Archibald, 22	10,746*

* denotes sellout

GENERAL
INFO

FRONT
OFFICE

PLAYERS

2013-14
SEASON

STATS &
RECORDS

HISTORY

NBA

OPPONENTS

MEDIA

1972-73 MILWAUKEE BUCKS



BACK ROW: Assistant Coach Hubie Brown, Russell Lee, Chuck Terry, Dick Cunningham, Mickey Davis, Terry Driscoll, Trainer Bill Bates, R.P.T.. **FRONT ROW:** Jon McGlocklin, Bob Dandridge, Kareem Abdul-Jabbar, Oscar Robertson, Lucius Allen, Curtis Perry, Head Coach Larry Costello.

REGULAR SEASON (60-22) - 1ST, MIDWEST DIVISION - PLAYOFFS (2-4)

PLAYER	G-GS	MIN	FG-FGA	PCT	FT-FTA	PCT	OR	DR	TR	AST	PFDQ	STL	BLK	PTS	AVG
Abdul-Jabbar	76-76	3254	982-1772	.554	328-460	.713	-	-	1224	379	208-0	-	-	2292	30.2
Dandridge	73-73	2852	638-1353	.472	198-251	.789	-	-	600	207	279-2	-	-	1474	20.2
Robertson	73-69	2737	446-983	.454	238-281	.847	-	-	360	551	167-0	-	-	1130	15.5
Allen	80-78	2693	547-1130	.484	143-200	.715	-	-	279	426	188-1	-	-	1237	15.5
McGlocklin	80-15	1951	351-699	.502	63-73	.863	-	-	158	236	119-0	-	-	765	9.6
Perry	67-62	2094	265-575	.461	83-126	.659	-	-	644	123	246-6	-	-	613	9.1
Driscoll (TOT)	60-19	964	140-327	.428	43-62	.694	-	-	300	55	144-3	-	-	323	5.4
Driscoll (MIL)	59-19	959	140-326	.429	43-62	.694	-	-	297	55	143-3	-	-	323	5.5
Davis	74-9	1046	152-347	.438	76-92	.826	-	-	226	72	119-0	-	-	380	5.1
Jones	27-3	419	59-145	.407	16-18	.889	-	-	29	56	39-0	-	-	134	5.0
Gregor	9-0	88	11-33	.333	5-7	.714	-	-	32	9	9-0	-	-	27	3.0
Lee	46-0	277	49-127	.386	32-43	.744	-	-	43	38	36-0	-	-	130	2.8
Cunningham	74-6	692	64-156	.410	29-50	.580	-	-	208	34	94-0	-	-	157	2.1
Terry	67-0	693	55-162	.340	17-24	.708	-	-	145	40	116-1	-	-	127	1.9
BUCKS	82	19755	3759-7808	.481	1271-1687	.763	-	-	4245	2228	1763-13	-	-	8789	107.2

HIGHLIGHTS:

- Prior to the season, on Aug. 18, 1972, Abdul-Jabbar signed a four-year contract extension.
- The Bucks became the first team in NBA history to post 60 or more wins in three consecutive seasons.
- Abdul-Jabbar set a team record with 24 field goals vs. Houston at Madison Jan. 25, 1973.
- Abdul-Jabbar finished the season ranked second in scoring (30.2 ppg) and fourth in rebounding (16.1 rpg). In late March, he scored the 10,000th point of his career in only his fourth NBA season.
- Bob Dandridge was named to his first NBA All-Star team, joining Abdul-Jabbar on the West squad.
- The Bucks set an NBA record with 14 consecutive wins to end the regular season.
- In the postseason, the Bucks were surprised by a deep Golden State team, 4-2, in the opening round.

PLAYOFF RECORD:

- Lost to Golden State, Conference Semifinals, 2-4

HONORS:

- Kareem Abdul-Jabbar - NBA All-Star Team and All-NBA Team
- Bob Dandridge - NBA All-Star Team

1972-73 MILWAUKEE BUCKS

REGULAR SEASON DAY-BY-DAY

Gm	Date	Opponent	W-L	Score	Record	Bucks High Scorer	Opp. High Scorer	Atten.
1	10/13	@ Phoenix	W	117-105	1-0	Abdul-Jabbar, 41	Scott, 26	12,408
2	10/14	@ Golden State	W	81-77	2-0	Abdul-Jabbar, 27	Russell, 20	9,926
3	10/17	@ Portland	L	108-111	2-1	Abdul-Jabbar, 49	Wicks, 33	7,828
4	10/20	Detroit	W	109-86	3-1	Dandridge, 27	Rowe, 21	8,976
5	10/21	@ Buffalo	W	91-63	4-1	Robertson, 27	Hummer, 12	8,439
6	10/22	@ Cleveland	W	104-84	5-1	Dandridge, 27	3 players, 14	4,876
7	10/25	Buffalo	W	109-92	6-1	Abdul-Jabbar, 25	E. Smith, 28	8,217
8	10/26	@ Kansas City	W	114-107	7-1	Dandridge, 33	Archibald, 28	7,659
9	10/28	@ Philadelphia	W	96-92	8-1	Abdul-Jabbar, 23	Carter, 20	7,837
10	11/4	Phoenix	L	104-105	8-2	Abdul-Jabbar, 22	Scott/Walk, 20	10,746*
11	11/5	Philadelphia	W	131-113	9-2	Dandridge, 26	Carter, 29	7,389
12	11/8	Seattle	W	116-103	10-2	Abdul-Jabbar, 29	Haywood, 29	7,378
13	11/10	Baltimore	W	120-82	11-2	Allen, 24	Hayes, 25	10,485
14	11/11	@ Atlanta	L	102-111	11-3	Abdul-Jabbar, 35	Hudson, 32	14,344
15	11/14	Los Angeles	L	92-95	11-4	Abdul-Jabbar, 37	West, 26	10,746*
16	11/17	@ Boston	W	95-88	12-4	Abdul-Jabbar, 32	Havlicek, 30	15,316
17	11/18	@ New York	L	87-88	12-5	Abdul-Jabbar, 32	Monroe, 22	19,694
18	11/21	Boston	L	102-116	12-6	Abdul-Jabbar, 33	Havlicek, 27	10,587
19	11/24	K.C. - Omaha	W	115-106	13-6	Abdul-Jabbar, 26	Archibald, 26	10,746*
20	11/25	@ Baltimore	W	101-91	14-6	Abdul-Jabbar, 28	Hayes, 31	8,485
21	11/26	Atlanta	W	108-96	15-6	Dandridge, 29	Maravich, 23	10,078
22	11/29	Chicago	W	105-97	16-6	Abdul-Jabbar, 27	Weiss/Heard, 18	10,598
23	12/1	New York	W	100-74	17-6	Abdul-Jabbar, 40	Monroe, 17	10,746*
24	12/3	@ Phoenix	W	119-101	18-6	Abdul-Jabbar, 33	Hawkins, 19	8,531
25	12/5	@ Los Angeles	L	94-116	18-7	Abdul-Jabbar, 29	Goodrich, 24	17,505
26	12/6	@ Seattle	L	91-95	18-8	Abdul-Jabbar, 38	Haywood, 32	8,953
27	12/8	Golden State	W	124-91	19-8	Abdul-Jabbar, 19	Barry, 26	9,764
28	12/9	Detroit	L	103-107	19-9	Abdul-Jabbar, 31	Lanier, 22	9,378
29	12/12	@ Portland	W	115-94	20-9	Abdul-Jabbar, 35	Davis, 17	5,106
30	12/13	@ Seattle	W	104-103	21-9	Dandridge/Robertson, 25	Haywood, 38	8,036
31	12/15	Cleveland	W	98-82	22-9	Dandridge, 18	Davis, 17	7,428
32	12/19	Seattle	W	121-77	23-9	Abdul-Jabbar, 33	Brisker, 15	7,407
33	12/20	Portland	W	123-104	24-9	Abdul-Jabbar, 44	Wicks, 32	8,180
34	12/23	Boston	W	104-98	25-9	Abdul-Jabbar, 26	Havlicek, 24	10,746*
35	12/25	@ K.C. - Omaha	W	104-99	26-9	Abdul-Jabbar, 32	Archibald, 20	8,636
36	12/26	@ Detroit	L	105-112	26-10	Abdul-Jabbar, 43	Lantz, 37	11,255
37	12/28	Detroit	W	115-91	27-10	Abdul-Jabbar, 44	Bing, 28	10,485
38	12/29	@ Houston	W	114-101	28-10	Abdul-Jabbar, 39	Marin, 25	9,373
39	12/30	@ Chicago	L	92-99	28-11	Allen, 26	Love, 28	19,500
40	1/1	Baltimore	L	87-88	28-12	Abdul-Jabbar, 27	Riordan, 23	7,628
41	1/2	@ New York	L	92-102	28-13	Abdul-Jabbar, 38	Bradley, 22	19,694
42	1/3	Atlanta	W	105-97	29-13	Abdul-Jabbar, 26	Bellamy, 22	10,563
43	1/6	Buffalo	W	110-96	30-13	Abdul-Jabbar, 37	R. Smith, 21	9,587
44	1/7	Los Angeles	W	99-92	31-13	Abdul-Jabbar, 37	McMillan, N/A	10,746*
45	1/12	K.C. - Omaha	W	117-98	32-13	Abdul-Jabbar, 38	Archibald, 19	10,725
46	1/14	Chicago	W	100-95	33-13	Abdul-Jabbar, 35	Sloan/Walker, 20	10,746*
47	1/16	Philadelphia	W	108-92	34-13	Abdul-Jabbar, 28	Carter, 21	9,003
48	1/19	Portland	W	108-105	35-13	Dandridge, 31	Wicks, 31	8,452
49	1/21	Golden State	W	124-108	36-13	Abdul-Jabbar, 27	Mullins, 17	10,746*
50	1/25	Houston (Mad.)	L	125-129	36-14	Abdul-Jabbar, 48	Tomjanovich, 29	6,898
51	1/26	@ Detroit	W	117-105	37-14	Abdul-Jabbar, 35	Rowe, 30	9,917
52	1/30	@ Cleveland	L	98-112	37-15	Abdul-Jabbar, 28	Davis, 23	5,103
53	2/2	@ Buffalo	W	114-108	38-15	Abdul-Jabbar, 38	R. Smith, 27	10,121
54	2/4	@ Chicago	L	99-121	38-16	Abdul-Jabbar, 24	Love, 49	13,528
55	2/6	Phoenix	W	126-111	39-16	Abdul-Jabbar, 35	Scott, 29	9,285
56	2/7	@ K.C. - Omaha	L	98-105	39-17	Abdul-Jabbar, 27	Archibald, 39	10,242
57	2/9	Los Angeles	W	109-88	40-17	Abdul-Jabbar, 29	McMillan, 28	10,746*
58	2/10	Golden State	W	135-108	41-17	Dandridge, 36	Thurmond, 28	10,746*
59	2/11	@ Boston	L	96-120	41-18	Abdul-Jabbar, 25	Cowens, 28	15,320
60	2/13	@ Detroit	W	110-96	42-18	A-Jabbar/Dandridge, 28	Lanier, 29	7,874
61	2/14	@ Philadelphia	L	104-106	42-19	Dandridge, 38	Ellis, 36	4,965
62	2/16	Houston	W	105-103	43-19	Robertson, 31	Tomjanovich, 29	9,879
63	2/17	K.C. - Omaha	W	111-104	44-19	Allen, 25	Archibald, 33	10,746*
64	2/18	@ Baltimore	L	93-96	44-20	Dandridge, 20	Clark, 25	13,075
65	2/20	Cleveland (Mad.)	W	118-100	45-20	A-Jabbar/Robertson, 28	Wilkens, 20	6,487
66	2/22	@ K.C. - Omaha	W	116-113	46-20	Allen, 32	Archibald, 43	9,536
67	2/24	@ Golden State	L	93-102	46-21	Abdul-Jabbar, 27	Barry, 25	9,970
68	2/25	@ Los Angeles	L	82-91	46-22	Abdul-Jabbar, 21	Chamberlain, 24	17,505
69	2/28	Seattle	W	124-110	47-22	Abdul-Jabbar, 26	Haywood, 36	10,292
70	3/1	New York	W	114-100	48-22	Abdul-Jabbar, 36	Jackson, 22	10,746*
71	3/4	@ Houston	W	116-101	49-22	Abdul-Jabbar, 29	Marin, 19	4,883
72	3/6	Chicago	W	96-88	50-22	Abdul-Jabbar, 31	Love, 24	10,746*
73	3/9	Portland	W	116-96	51-22	Abdul-Jabbar, 25	Steele/Wicks, 14	10,746*
74	3/12	Phoenix	W	126-95	52-22	Abdul-Jabbar, 34	Walk, 22	10,746*
75	3/16	@ Chicago	W	99-91	53-22	Abdul-Jabbar, 24	Walker, 30	18,519
76	3/18	@ Atlanta	W	105-104	54-22	Abdul-Jabbar, 22	Hudson, 28	10,308
77	3/19	Detroit (Mad.)	W	118-99	55-22	Abdul-Jabbar, 27	Lanier, 24	9,304
78	3/21	@ Seattle	W	119-96	56-22	Abdul-Jabbar, 36	Haywood, 29	11,407
79	3/22	@ Golden State	W	108-98	57-22	Abdul-Jabbar, 27	Russell, 23	6,256
80	3/25	@ Phoenix	W	114-112	58-22	Abdul-Jabbar, 36	Walk, 24	9,386
81	3/26	@ Portland	W	118-99	59-22	Abdul-Jabbar, 31	Petrie, 29	11,903
82	3/27	@ Los Angeles	W	85-84	60-22	Robertson, 25	McMillan, 32	17,505

* denotes sellout

GENERAL
INFO

FRONT
OFFICE

PLAYERS

2013-14
SEASON

STATS &
RECORDS

HISTORY

NBA

OPPONENTS

MEDIA

1973-74 MILWAUKEE BUCKS



BACK ROW: Assistant Coach Hubie Brown, Russell Lee, Ron Williams, Lucius Allen, Jon McGlocklin, Dick Garrett, Trainer Bill Bates, R.P.T., Head Coach Larry Costello. **FRONT ROW:** Oscar Robertson, Mickey Davis, Bob Dandridge, Kareem Abdul-Jabbar, Dick Cunningham, Cornell Warner, Terry Driscoll, Curtis Perry.

REGULAR SEASON (59-23) - 1ST, MIDWEST DIVISION - PLAYOFFS (11-5) WESTERN CONFERENCE CHAMPIONS

PLAYER	G-GS	MIN	FG-FGA	PCT	FT-FTA	PCT	OR	DR	TR	AST	PF-DQ	STL	BLK	PTS	AVG
Abdul-Jabbar	81-81	3548	948-1759	.539	295-420	.702	287	891	1178	386	238-2	112	283	2191	27.0
Dandridge	71-67	2521	583-1158	.503	175-214	.818	117	362	479	201	271-4	111	41	1341	18.9
Allen	72-69	2388	526-1062	.495	216-274	.788	89	202	291	374	215-2	137	22	1268	17.6
Robertson	70-62	2477	338-772	.438	212-254	.835	71	208	279	446	132-0	77	4	888	12.7
McGlocklin	79-22	1910	329-693	.475	72-80	.900	33	106	139	241	128-1	43	7	730	9.2
Perry	81-66	2386	325-729	.446	78-134	.582	242	461	703	183	301-8	104	97	728	9.0
Williams	71-13	1130	192-393	.489	60-68	.882	19	50	69	153	114-1	49	2	444	6.3
Warner (TOT)	72-14	1405	174-349	.499	85-114	.746	106	291	397	71	204-8	27	42	433	6.0
Warner (MIL)	67-14	1356	172-336	.512	81-110	.736	101	279	380	67	197-8	27	40	425	6.3
Davis	73-11	1012	169-335	.504	93-112	.830	78	146	224	87	94-0	27	5	431	5.9
Driscoll	64-5	697	88-187	.471	30-46	.652	73	126	199	54	121-0	21	16	206	3.2
Garrett (TOT)	40-0	326	43-126	.341	15-19	.789	15	25	40	23	56-0	10	1	101	2.5
Garrett (MIL)	15-0	87	11-35	.314	5-6	.833	5	9	14	9	15-0	3	0	27	1.8
Lee	36-0	166	38-94	.404	11-16	.688	16	24	40	20	29-0	11	0	87	2.4
Terry	7-0	32	4-12	.333	0-0	—	1	2	3	4	4-0	2	0	8	1.1
Cunningham	8-0	45	3-6	.500	0-7	.000	1	15	16	0	5-0	2	2	6	0.8
BUCKS	82	19755	3726-7571	.492	1328-1741	.763	1133	2881	4014	2225	1864-26	1694	519	8780	107.1

HIGHLIGHTS:

- Oscar Robertson signed a one-year contract to play in his 14th and final season.
- Lucius Allen tore cartilage in his knee in a game on March 15 at Detroit and was sidelined for the remainder of the season and the entire playoffs.
- Kareem Abdul-Jabbar blocked 10 shots in a game vs. Detroit on Nov. 3, 1973, and also set team records for defensive rebounds in a season (891) and blocked shots in a season (283).
- Abdul-Jabbar was named MVP for the third time in five seasons, averaging 27.0 ppg and 14.5 rpg.
- The Bucks led the league in point differential at +8.1 per game.
- The Bucks eliminated Los Angeles, 4-1, in the opening round and dispatched Chicago, 4-0, in the Conference Finals to return to the NBA Finals.
- Against Boston in the NBA Finals, the Bucks forced Game Seven with a double-overtime win in Boston, courtesy of an Abdul-Jabbar sky-hook from deep in the corner. In Game Seven, the host Bucks were defeated by the Celtics 102-87.
- Abdul-Jabbar set a Bucks playoff record for field goals made in a game (20, at Chicago, April 8, 1974), and Oscar Robertson set the Bucks mark for assists in a playoff game with 16 at L.A. on April 2, 1974.

PLAYOFF RECORD:

- Beat Los Angeles, Conference Semifinals, 4-1
- Beat Chicago, Conference Finals, 4-0
- Lost to Boston, NBA Championship Finals, 4-3

HONORS:

- Kareem Abdul-Jabbar - NBA Most Valuable Player, NBA All-Star Team, All-NBA Team and NBA All-Defensive Team
- Bob Dandridge - NBA All-Star Team

1973-74 MILWAUKEE BUCKS

REGULAR SEASON DAY-BY-DAY

Gm	Date	Opponent	W-L	Score	Record	Bucks High Scorer	Opp. High Scorer	Atten.
1	10/12	@ Phoenix	W	107-84	1-0	Dandridge, 24	Green, 14	9,033
2	10/13	@ Golden State	W	97-85	2-0	Abdul-Jabbar, 29	Barnett, 24	6,596
3	10/14	@ Seattle	L	100-109	2-1	Dandridge, 24	McDaniels, 29	11,240
4	10/17	Golden State	W	109-95	3-1	Abdul-Jabbar, 22	Barnett, 28	9,189
5	10/19	@ Detroit	W	96-94	4-1	Dandridge, 17	Lanier, 28	10,645
6	10/20	Cleveland	W	101-88	5-1	Abdul-Jabbar, 33	Carr, 24	8,837
7	10/24	Buffalo	W	130-113	6-1	Abdul-Jabbar, 31	McAdoo, 32	8,039
8	10/26	@ Philadelphia	W	98-92	7-1	Abdul-Jabbar, 35	Carter/Van Arsdale, 19	5,897
9	10/29	Phoenix	W	104-95	8-1	Allen, 23	Scott, 24	9,975
10	10/30	@ K.C. - Omaha	W	112-78	9-1	Allen, 26	Block, 25	5,540
11	11/2	@ Cleveland	W	118-100	10-1	Abdul-Jabbar, 35	Carr, 16	5,361
12	11/3	Detroit	W	123-115 (OT)	11-1	Dandridge, 31	Lanier, 28	10,938*
13	11/7	Los Angeles	W	109-92	12-1	Abdul-Jabbar, 22	Hairston, 19	10,938*
14	11/10	K.C. - Omaha	W	84-83	13-1	Abdul-Jabbar, 19	Walker, 20	8,725
15	11/11	@ Washington	W	110-91	14-1	A-Jabbar/Robertson, 24	Hayes, 26	11,638
16	11/13	Portland	W	108-100	15-1	Allen, 29	Petrie, 23	8,531
17	11/16	@ Boston	L	90-105	15-2	Abdul-Jabbar, 28	Cowens, 26	15,320
18	11/17	@ New York	L	93-100	15-3	Abdul-Jabbar, 24	DeBusschere, 26	19,694
19	11/20	Golden State	L	105-108	15-4	A-Jabbar/Dandridge, 21	Barry, 31	9,975
20	11/22	New York	W	107-91	16-4	Allen, 27	Frazier, 30	10,938*
21	11/24	@ Atlanta	W	112-92	17-4	Dandridge, 30	Hudson, 29	9,111
22	11/25	Philadelphia	W	105-96	18-4	Abdul-Jabbar, 31	Mix, 17	8,103
23	11/27	@ Buffalo	W	115-110	19-4	Abdul-Jabbar, 36	McMillan, 24	8,169
24	11/28	Seattle	W	127-93	20-4	Abdul-Jabbar, 32	Stallworth, 16	8,298
25	11/30	Boston	W	117-93	21-4	Dandridge, 27	Cowens, 22	10,938*
26	12/4	Houston	W	124-109	22-4	Abdul-Jabbar, 32	Tomjanovich, 34	7,889
27	12/7	Portland	W	116-86	23-4	Dandridge/Allen, 25	Petrie, 21	8,796
28	12/8	@ Philadelphia	W	105-92	24-4	Allen, 21	Carter, 24	6,012
29	12/11	Seattle	W	130-91	25-4	Allen, 28	Brown, 23	7,075
30	12/13	Chicago	L	94-97	25-5	Abdul-Jabbar, 23	Walker, 26	10,938*
31	12/15	Atlanta	W	116-82	26-5	A-Jabbar/Dandridge, 21	Hudson, 22	9,785
32	12/16	@ Portland	W	121-98	27-5	Abdul-Jabbar, 32	J. Johnson, 26	9,034
33	12/18	@ Los Angeles	L	107-109	27-6	Abdul-Jabbar, 37	Goodrich, 40	15,143
34	12/22	@ Phoenix	L	112-121	27-7	Abdul-Jabbar, 21	Scott, 31	8,013
35	12/26	Cleveland	W	123-110	28-7	Abdul-Jabbar, 38	Carr, 29	9,986
36	12/27	Philadelphia	W	129-107	29-7	Abdul-Jabbar, 26	Carter, 26	9,267
37	12/28	@ Houston	W	127-111	30-7	Abdul-Jabbar, 31	Murphy, 27	5,743
38	12/30	Detroit	L	91-98	30-8	Abdul-Jabbar, 30	Bing, 22	10,938*
39	1/2	@ Detroit	L	92-106	30-9	Allen, 39	Lanier, 34	10,513
40	1/3	K.C. - Omaha	W	120-105	31-9	Abdul-Jabbar, 38	Williams, 30	8,936
41	1/5	Phoenix	W	118-109	32-9	Abdul-Jabbar, 34	Van Arsdale, 22	9,812
42	1/6	@ Washington	L	88-90	32-10	Abdul-Jabbar, 25	Chenier, 31	17,246
43	1/11	Washington	W	115-113 (OT)	33-10	Abdul-Jabbar, 34	Chenier, 31	9,683
44	1/12	@ Chicago	W	101-82	34-10	Allen, 24	Porter, 17	18,597
45	1/13	Chicago	W	124-94	35-10	Abdul-Jabbar, 23	Love, 24	10,938*
46	1/19	Portland	W	121-106	36-10	Abdul-Jabbar, 34	Wicks, 27	9,687
47	1/20	Los Angeles	W	94-90	37-10	Abdul-Jabbar, 39	Goodrich, 29	10,938*
48	1/23	Buffalo (Mad.)	W	114-88	38-10	Abdul-Jabbar, 38	McMillan, 17	7,325
49	1/25	@ Phoenix	W	112-108	39-10	Abdul-Jabbar, 31	Scott, 29	7,660
50	1/27	@ Los Angeles	L	92-99	39-11	Abdul-Jabbar, 25	Price, 20	17,505
51	1/29	@ Portland	W	126-106	40-11	Abdul-Jabbar, 25	Wicks, 25	6,581
52	2/1	@ Seattle	L	85-110	40-12	A-Jabbar/Dandridge, 18	Snyder, 24	14,078
53	2/2	@ Golden State	L	91-120	40-13	Abdul-Jabbar, 23	Mullins, 32	11,606
54	2/5	@ Cleveland	W	102-87	41-13	Abdul-Jabbar, 33	Wilkens, 18	5,291
55	2/6	Boston	L	104-105	41-14	Abdul-Jabbar, 32	Cowens, 28	10,938*
56	2/8	Washington	W	105-96	42-14	Allen, 28	Hayes, 21	10,121
57	2/10	@ Boston (Prov.)	W	95-86	43-14	Abdul-Jabbar, 28	Cowens, 20	11,671
58	2/12	@ Chicago	L	81-93	43-15	Abdul-Jabbar, 30	Love, 34	16,487
59	2/14	@ Detroit	W	102-99	44-15	Abdul-Jabbar, 27	Bing, 19	11,385
60	2/15	Chicago	L	90-92	44-16	Abdul-Jabbar, 27	Love, 24	10,938*
61	2/17	New York	W	97-86	45-16	Abdul-Jabbar, 32	Monroe, 20	10,938*
62	2/19	@ Buffalo	L	109-145	45-17	Abdul-Jabbar, 38	McAdoo, 36	15,676
63	2/20	Atlanta (Mad.)	W	110-94	46-17	Abdul-Jabbar, 32	Maravich, 28	9,455
64	2/22	@ Houston	W	122-113	47-17	Abdul-Jabbar, 38	Newlin, 32	8,253
65	2/24	@ K.C. - Omaha	W	100-93	48-17	Allen, 31	Walker, 26	8,849
66	2/27	Los Angeles	L	108-110	48-18	Abdul-Jabbar, 33	Hairston, 22	10,938*
67	2/28	Detroit	W	113-90	49-18	Allen, 27	Trapp, 17	10,938*
68	3/1	@ Atlanta	L	89-105	49-19	Williams, 16	Maravich, 31	8,470
69	3/2	Seattle	W	116-99	50-19	Abdul-Jabbar, 31	Snyder, 25	10,938*
70	3/3	Houston (Mad.)	W	112-106 (OT)	51-19	Abdul-Jabbar, 44	Tomjanovich, 26	7,089
71	3/4	K.C. - Omaha	W	109-103	52-19	Allen, 21	Behagen, Walker, 24	9,012
72	3/6	@ K.C. - Omaha	W	111-99	53-19	Abdul-Jabbar, 25	Walker, 25	7,182
73	3/7	Golden State	L	95-97	53-20	Allen, 31	Barry, 31	10,317
74	3/9	@ New York	L	78-88	53-21	Abdul-Jabbar, 27	DeBusschere, Monroe, 20	19,694
75	3/11	Phoenix	W	105-92	54-21	Abdul-Jabbar/Allen, 18	Walk, 20	9,027
76	3/15	@ Detroit	L	89-93	54-22	Dandridge, 31	Adams, 21	11,267
77	3/17	@ Chicago	W	107-82	55-22	Abdul-Jabbar, 38	Porter, 22	18,542
78	3/19	@ Golden State	W	111-100	56-22	Abdul-Jabbar, 31	Mullins, 25	11,363
79	3/20	@ Los Angeles	L	114-120	56-23	Abdul-Jabbar, 27	Goodrich, 27	17,387
80	3/21	@ Seattle	W	106-101	57-23	Abdul-Jabbar, 40	Snyder, 28	13,771
81	3/24	@ Portland	W	120-110	58-23	Abdul-Jabbar, 43	Steele, 26	7,709
82	3/26	K.C. - Omaha	W	118-98	59-23	Dandridge, 23	Lacey, 21	10,938*

* denotes sellout

GENERAL
INFO

FRONT
OFFICE

PLAYERS

2013-14
SEASON

STATS &
RECORDS

HISTORY

NBA

OPPONENTS

MEDIA

1974-75 MILWAUKEE BUCKS



BACK ROW: Trainer Bill Bates, R.P.T., Gary Brokaw, Jim Price, Steve Kuberski, Walt Wesley, Kevin Restani, Assistant Coach Jack McKinney, Head Coach Larry Costello. **FRONT ROW:** Bob Dandridge, Cornell Warner, Mickey Davis, Kareem Abdul-Jabbar, Jon McGlocklin, George Thompson, Ron Williams.

REGULAR SEASON (38-44) - 4TH, MIDWEST DIVISION - PLAYOFFS (DNQ)

PLAYER	G-GS	MIN	FG-FGA	PCT	FT-FTA	PCT	OR	DR	TR	AST	PF-DQ	STL	BLK	PTS	AVG
Abdul-Jabbar	65-64	2747	812-1584	.513	325-426	.763	194	718	912	264	205-2	65	212	1949	30.0
Dandridge	80-80	3031	691-1460	.473	211-262	.805	142	409	551	243	330-7	122	48	1593	19.9
Allen	10-10	342	68-164	.415	31-37	.838	9	22	31	53	23-0	14	1	167	16.7
Price (TOT)	50-46	1870	317-717	.442	169-194	.871	62	136	198	286	182-1	111	24	803	16.1
Price (MIL)	41-37	1531	242-550	.440	128-149	.859	45	110	155	223	146-0	90	21	612	14.9
Thompson	73-54	1983	306-691	.443	168-214	.785	50	131	181	225	203-5	66	6	780	10.7
McGlocklin	79-21	1853	323-651	.496	63-72	.875	25	94	119	255	142-2	51	6	709	9.0
Brokaw	73-36	1639	234-514	.455	126-184	.685	36	111	147	221	176-3	31	18	594	8.1
Warner	79-74	2519	248-541	.458	106-155	.684	238	574	812	127	267-8	49	54	602	7.6
Davis	75-6	1077	174-363	.479	78-88	.886	68	169	237	79	103-0	30	5	426	5.7
Restani	76-23	1755	188-427	.440	35-49	.714	131	272	403	119	172-1	36	19	411	5.4
Williams	46-2	526	62-165	.376	24-29	.828	10	33	43	71	70-2	23	2	148	3.2
Kuberski	59-2	517	62-159	.390	44-56	.786	52	71	123	35	59-0	11	3	168	2.8
Wesley (TOT)	45-1	247	42-93	.452	16-27	.593	18	45	63	12	51-0	7	5	100	2.2
Wesley (MIL)	41-1	214	37-84	.440	14-23	.609	14	41	55	11	43-0	7	5	88	2.1
Driscoll	11-0	52	3-13	.231	1-2	.500	7	9	16	3	7-0	1	0	7	0.6
Cunningham	2-0	8	0-0	—	0-0	—	0	2	2	1	1-0	0	0	0	0.0
Rule	1-0	11	0-1	.000	0-0	—	0	0	0	2	2-0	0	0	0	0.0
BUCKS	82	19805	3450-7367	.468	1354-1746	.775	1021	2766	3787	1932	1949-30	1540	400	8254	100.7

HIGHLIGHTS:

- Oscar Robertson announced his retirement on Sept. 3, 1974.
- Kareem Abdul-Jabbar suffered a broken hand during the preseason and was sidelined for the first 16 games of the season. The Bucks went 3-13 without their star.
- No player appeared in all 82 games for the Bucks.
- Jim Price was acquired in exchange for Lucius Allen on Nov. 9, 1974. Price earned an All-Star berth in his first season in Milwaukee, but a cartilage tear in his left knee ended his season after only 50 games.
- The Bucks had three players (Abdul-Jabbar, Price and Dandridge) on the All-Star team for the first time in club history.
- In falling just short of a playoff berth, the Bucks lost 18 games by five points or less.
- Abdul-Jabbar finished third in the NBA in scoring (30.0 ppg), fifth in rebounds (14.0 rpg) and first in blocks (3.26 bpg). Dandridge finished 18th in scoring with a 19.9 ppg average.
- After the season, on June 16, 1975, Abdul-Jabbar and Walt Wesley are dealt to the Los Angeles Lakers in exchange for Elmore Smith, Brian Winters, David Meyers, Junior Bridgeman and future considerations.

PLAYOFF RECORD:

- Did not qualify

HONORS:

- Kareem Abdul-Jabbar - NBA All-Star Team and All-Defensive Team
- Jim Price - NBA All-Star Team
- Bob Dandridge - NBA All-Star Team

1974-75 MILWAUKEE BUCKS

REGULAR SEASON DAY-BY-DAY

Gm	Date	Opponent	W-L	Score	Record	Bucks High Scorer	Opp. High Scorer	Atten.
1	10/18	Houston	L	101-106	0-1	Dandridge, 27	Tomjanovich, 23	10,575
2	10/19	@ Chicago	L	70-87	0-2	Dandridge, 13	Walker, 18	9,031
3	10/22	Chicago	W	92-90	1-2	Dandridge, 28	Walker, 21	9,439
4	10/25	Washington	L	96-111	1-3	Allen, 21	Chenier, 29	10,938*
5	10/26	@ Washington	L	95-101	1-4	Allen, 23	Hayes, 31	7,166
6	10/30	@ Kansas City	L	97-99	1-5	Allen, 23	Archibald, 30	5,241
7	11/1	@ Los Angeles	L	86-109	1-6	Allen, 21	Goodrich, 29	12,219
8	11/2	@ Golden State	L	90-99	1-7	Thompson, 24	Barry, 22	7,570
9	11/3	@ Seattle	L	89-101	1-8	Dandridge, 18	Brown, 28	11,839
10	11/7	@ Houston	L	93-103	1-9	Dandridge, 23	Tomjanovich, 22	3,184
11	11/10	Atlanta	L	94-99	1-10	Dandridge/Price, 22	Van Arsdale, 23	10,189
12	11/12	Boston	L	83-91	1-11	Dandridge, 24	Silas, 22	9,919
13	11/13	@ Detroit	L	91-98	1-12	Dandridge, 28	Lanier, 40	4,944
14	11/16	Cleveland	L	89-92	1-13	Dandridge, 21	Carr, 23	10,938*
15	11/19	Phoenix	W	122-108	2-13	Price, 43	Scott, 32	9,187
16	11/21	@ Kansas City	W	106-96	3-13	Dandridge, 28	Archibald, 24	5,516
17	11/23	@ New York	W	90-72	4-13	Dandridge, 25	Monroe, 17	19,694
18	11/26	Los Angeles	L	102-105	4-14	Abdul-Jabbar, 36	Riley, 18	10,938*
19	11/29	Kansas City	W	102-99	5-14	Abdul-Jabbar, 37	Williams, 26	10,938*
20	11/30	Chicago	W	101-99 (OT)	6-14	Abdul-Jabbar, 28	Walker, 25	10,938*
21	12/1	Philadelphia	W	117-112	7-14	Abdul-Jabbar, 35	Mix, 23	5,032
22	12/3	@ Buffalo	W	110-101	8-14	Abdul-Jabbar, 36	McAdoo, 37	8,585
23	12/4	Seattle	L	103-112	8-15	Abdul-Jabbar, 22	Haywood, 37	10,481
24	12/6	@ Chicago	W	99-96	9-15	Dandridge, 28	Block, 22	17,107
25	12/10	Detroit	W	90-82	10-15	Abdul-Jabbar, 23	Bing, 21	9,625
26	12/12	Kansas City	L	105-113	10-16	Dandridge, 32	Archibald, 23	10,938*
27	12/13	@ Philadelphia	L	89-93 (OT)	10-17	Abdul-Jabbar, 26	Carter, 22	6,446
28	12/17	@ Portland	L	103-119	10-18	Abdul-Jabbar, 23	Wicks, 25	11,878
29	12/19	@ Phoenix	W	112-108	11-18	Abdul-Jabbar, 28	Erickson, 22	7,369
30	12/22	New Orleans	W	96-76	12-18	Abdul-Jabbar, 23	Coleman, 14	9,038
31	12/23	Washington	L	103-106 (OT)	12-19	Dandridge, 28	Hayes, 34	10,938*
32	12/29	New York	W	115-89	13-19	Dandridge, 31	Wingo, 16	10,938*
33	12/30	Buffalo	W	106-91	14-19	Abdul-Jabbar, 31	McAdoo, 29	10,938*
34	1/2	Atlanta	W	116-111	15-19	Abdul-Jabbar, 52	Van Arsdale, 20	10,938*
35	1/4	Houston	W	93-89	16-19	Abdul-Jabbar, 37	Newlin, 25	10,838*
36	1/5	Chicago	W	96-95	17-19	A-Jabbar/Dandridge, 33	Love, 23	10,938*
37	1/7	@ Kansas City	L	99-108	17-20	Abdul-Jabbar, 39	Archibald, 32	6,506
38	1/8	@ Detroit	W	102-92	18-20	Dandridge, 32	Bing, 28	11,380
39	1/10	Detroit	L	81-89	18-21	Abdul-Jabbar, 22	Lanier, 29	10,938*
40	1/11	@ Cleveland	W	91-81	19-21	Abdul-Jabbar, 22	Foster, 17	14,310
41	1/12	Philadelphia	W	99-88	20-21	Abdul-Jabbar, 21	Collins, 21	10,647
42	1/16	Golden State	W	119-100	21-21	Abdul-Jabbar, 40	Barry, 26	10,089
43	1/19	Portland	W	122-108	22-21	Abdul-Jabbar, 50	Wicks, 31	10,938*
44	1/24	@ Houston	L	91-95	22-22	Abdul-Jabbar, 29	Murphy, 23	8,174
45	1/25	@ Atlanta	L	101-117	22-23	Abdul-Jabbar, 22	Van Arsdale, 28	12,605
46	1/27	@ New Orleans	W	117-115	23-23	Abdul-Jabbar, 41	Maravich, 36	6,419
47	1/29	@ Kansas City	L	102-106	23-24	Abdul-Jabbar, 43	Archibald, 28	9,185
48	1/31	@ Philadelphia	W	101-97	24-24	Abdul-Jabbar, 28	Cunningham, 38	10,111
49	2/2	@ Boston	L	102-120	24-25	Abdul-Jabbar, 23	Cowens, 24	15,320
50	2/5	Boston	L	90-92	24-26	Abdul-Jabbar, 29	Cowens, 23	10,938*
51	2/6	Kansas City	L	94-95	24-27	Dandridge, 28	McNeil, 23	8,108
52	2/7	New Orleans	W	119-98	25-27	Abdul-Jabbar, 31	Maravich, 27	10,938*
53	2/10	Detroit	W	130-109	26-27	Abdul-Jabbar, 39	Porter, 22	10,309
54	2/12	@ Washington	L	108-112 (OT)	26-28	Abdul-Jabbar, 28	Hayes, 35	15,331
55	2/14	Cleveland	W	112-105	27-28	Abdul-Jabbar, 32	Smith, 25	10,938*
56	2/16	@ New Orleans	L	101-103	27-29	Abdul-Jabbar, 33	Nelson, 27	7,435
57	2/18	@ Cleveland	W	104-93	28-29	Brokaw, 24	Russell, 15	13,852
58	2/21	@ Chicago	L	85-96	28-30	Abdul-Jabbar/Brokaw, 20	Love, 29	19,549
59	2/23	Phoenix	L	97-106	28-31	Abdul-Jabbar, 28	Awtrey, 24	8,832
60	2/25	@ Kansas City	L	90-93	28-32	Abdul-Jabbar, 27	Archibald, 27	11,762
61	2/26	@ Detroit	L	84-104	28-33	Abdul-Jabbar, 21	Lanier, 26	10,190
62	2/28	@ Boston	L	106-107	28-34	Abdul-Jabbar, 40	Cowens, 33	15,320
63	3/1	Buffalo	W	104-100	29-34	Abdul-Jabbar, 34	McAdoo, 13	10,938*
64	3/4	Detroit	W	101-83	30-34	Abdul-Jabbar, 27	Porter, 18	10,575
65	3/6	Seattle	W	102-92	31-34	Abdul-Jabbar, 26	Brown, 25	10,938*
66	3/8	@ Buffalo	L	95-110	31-35	Abdul-Jabbar, 27	McAdoo, 33	15,124
67	3/10	Kansas City	W	103-96	32-35	Abdul-Jabbar, 34	Archibald, 33	10,938*
68	3/11	Golden State	L	90-107	32-36	Abdul-Jabbar, 18	Barry, 30	10,687
69	3/13	@ Atlanta	W	120-104	33-36	Abdul-Jabbar, 41	Sojourner, 23	5,294
70	3/14	Los Angeles	L	104-105	33-37	Abdul-Jabbar, 29	Goodrich, 30	10,938*
71	3/16	@ Chicago	W	103-90	34-37	Abdul-Jabbar, 32	Love, 28	18,222
72	3/18	@ Portland	L	89-95	34-38	Abdul-Jabbar, 28	Wicks, 21	11,846
73	3/19	@ Seattle	L	100-101	34-39	Dandridge/Thompson, 24	Gray, 20	14,082
74	3/22	@ Golden State	L	117-133	34-40	Abdul-Jabbar, 22	Barry, 38	12,787
75	3/23	@ Los Angeles	L	97-116	34-41	Abdul-Jabbar, 22	Goodrich, 36	14,121
76	3/25	@ Phoenix	L	87-92	34-42	Abdul-Jabbar, 34	Scott, 22	7,232
77	3/28	Portland	W	128-105	35-42	Abdul-Jabbar, 38	Steele, 23	10,938*
78	3/30	@ New York	L	98-111	35-43	Abdul-Jabbar, 32	Monroe, 24	19,695
79	4/1	Detroit	W	98-91	36-43	Abdul-Jabbar, 27	Lanier, 19	10,021
80	4/4	New York	W	109-101	37-43	Abdul-Jabbar, 33	Frazier, 25	10,938*
81	4/5	@ Detroit	W	119-106	38-43	Abdul-Jabbar, 28	Porter, 20	9,107
82	4/6	Chicago	L	100-112	38-44	Abdul-Jabbar, 34	Van Lier, 24	10,938*

* denotes sellout

GENERAL
INFO

FRONT
OFFICE

PLAYERS

2013-14
SEASON

STATS &
RECORDS

HISTORY

NBA

OPPONENTS

MEDIA

1975-76 MILWAUKEE BUCKS



BACK ROW: Trainer Tony Spino, Assistant Coach Jack McKinney, Gary Brokaw, Jon McGlocklin, Bob Dandridge, Brian Winters, Jim Price, Head Coach Larry Costello. **FRONT ROW:** Junior Bridgeman, David Meyers, Clyde Mayes, Jim Fox, Elmore Smith, Kevin Restani, Mickey Davis.

REGULAR SEASON (38-44) - 1ST, MIDWEST DIVISION - PLAYOFFS (1-2)

PLAYER	G-GS	MIN	FG-FGA	PCT	FT-FTA	PCT	OR	DR	TR	AST	PF-DQ	STL	BLK	PTS	AVG
Dandridge	73-68	2735	650-1296	.502	271-329	.824	171	369	540	206	263-5	111	38	1571	21.5
Winters	78-77	2795	618-1333	.464	180-217	.829	66	183	249	366	240-0	124	25	1416	18.2
Smith	78-78	2809	498-962	.518	222-351	.632	201	692	893	97	268-7	78	238	1218	15.6
Price	80-66	2525	398-958	.415	141-166	.849	74	187	261	395	264-3	148	32	937	11.7
Bridgeman	81-19	1646	286-651	.439	0128-161	.795	113	181	294	157	235-3	52	21	700	8.6
Brokaw	75-10	1468	237-519	.457	159-227	.700	26	99	125	246	138-1	37	17	633	8.4
Meyers	72-33	1589	198-472	.419	135-210	.643	121	324	445	100	145-0	72	25	531	7.4
Restani	82-23	1650	234-493	.475	24-42	.571	115	261	376	96	151-3	36	12	492	6.0
Mayes	65-30	948	114-248	.460	56-97	.577	97	166	263	37	154-7	9	42	284	4.4
McGlocklin	33-0	336	63-148	.426	9-10	.900	3	14	17	38	18-0	8	0	135	4.1
Fox	70-4	918	105-203	.517	62-79	.785	82	153	235	42	129-1	27	16	272	3.9
Davis	45-2	411	55-152	.362	50-63	.794	25	59	84	37	36-0	13	2	160	3.6
BUCKS	82	19830	3456-7435	.465	1437-1952	.736	1094	2688	3782	1817	2041-30	1613	468	8349	101.8

HIGHLIGHTS:

- The four players acquired in exchange for Abdul-Jabbar combine for 50.0 ppg, led by 18.2 ppg from Brian Winters, who joined Bob Dandridge on the All-Star team.
- Dandridge became the first player other than Abdul-Jabbar since 1968-69 to lead the Bucks in scoring. Dandridge averaged 21.5 points per game (9th in NBA).
- Despite the sub-par record, the Bucks won the Midwest Division for the fifth time in eight seasons.
- Prior to the playoffs, Coach Larry Costello signed a new two-year pact.
- In the postseason, the Bucks were beaten in the First Round of the best-of-three playoff series 2-1 by Detroit.

PLAYOFF RECORD:

- Lost to Detroit, First Round, 1-2

HONORS:

- Bob Dandridge - NBA All-Star Team
- Brian Winters - NBA All-Star Team

1975-76 MILWAUKEE BUCKS

REGULAR SEASON DAY-BY-DAY

Gm	Date	Opponent	W-L	Score	Record	Bucks High Scorer	Opp. High Scorer	Atten.
1	10/25	Chicago	L	87-91	0-1	Winters, 21	Van Lier, 22	10,938*
2	10/28	Los Angeles	L	92-99	0-2	Meyers, 21	Russell, 33	10,938*
3	10/31	@ New Orleans	L	85-100	0-3	Meyers, 28	Maravich, 16	8,724
4	11/1	Portland	L	97-113	0-4	Winters, 22	Neal, 25	10,601
5	11/2	@ Houston	L	89-104	0-5	Winters, 22	Tomjanovich, 24	7,142
6	11/4	Detroit	W	103-101	1-5	Winters, 34	Lanier, 22	8,875
7	11/7	Boston	W	104-101	2-5	Dandridge, 26	Cowens, 28	10,831
8	11/8	@ Washington	W	99-95	(2OT)	Winters, 27	Mayes, 22	8,670
9	11/11	Philadelphia	W	108-81	4-5	Dandridge, 28	Collins, 24	10,527
10	11/12	@ Philadelphia	W	107-84	5-5	Dandridge, 29	Collins, 24	7,597
11	11/14	Buffalo	L	98-112	5-6	Winters, 20	McAdoo, 27	10,938*
12	11/15	@ Detroit	L	89-101	5-7	Winters, 21	Rowe, 22	7,644
13	11/19	@ Phoenix	W	96-94	6-7	Winters, 20	Van Arsdale, 18	5,582
14	11/21	@ Los Angeles	L	104-116	6-8	Dandridge, 28	Abdul-Jabbar, 30	15,412
15	11/23	@ Seattle	L	104-112	6-9	Winters, 28	Burleson, 28	14,021
16	11/27	Golden State	L	105-106	6-10	Winters, 22	Williams/Johnson, 22	10,413
17	11/28	@ Chicago	L	69-89	6-11	Winters, 13	Love, 24	7,575
18	11/29	Chicago	W	88-85	7-11	Winters, 28	Van Lier, 19	10,938*
19	12/3	Portland	W	114-92	8-11	Winters, 22	Anderson, 17	10,523
20	12/5	Kansas City	W	103-95	9-11	Dandridge, 24	Archibald, 29	10,938*
21	12/9	@ New York	W	109-100	10-11	Winters, 27	Haywood, 20	14,891
22	12/10	@ Boston	L	98-111	10-12	Dandridge/Winters, 20	Scott/Cowens, 19	9,831
23	12/12	Cleveland	L	91-101	10-13	Smith, 19	B. Smith, 18	10,498
24	12/17	@ Phoenix	L	111-116	10-14	Brokaw, 28	Erickson/Adams, 25	5,689
25	12/20	@ Golden State	L	87-124	10-15	Brokaw, 17	Barry, 20	10,357
26	12/21	@ Seattle	W	103-101	11-15	Dandridge, 31	Bantom, 20	12,188
27	12/23	New York	L	108-110	11-16	Bridgeman, 28	Monroe, 24	9,413
28	12/26	Washington	W	85-81	12-16	Winters, 24	Hayes, 23	10,869
29	12/27	@ Atlanta	L	82-87	12-17	Smith, 20	Drew, 18	6,838
30	12/28	Phoenix	W	88-85	13-17	Price, 20	Erickson, 22	10,938*
31	12/30	@ Buffalo	L	106-118	13-18	Mayes, 17	McAdoo, 40	8,309
32	1/2	@ Detroit	W	98-83	14-18	Dandridge, 23	Lanier, 24	7,830
33	1/3	Houston	W	126-101	15-18	Dandridge, 34	Kunnert/Murphy, 23	10,938*
34	1/6	Atlanta	L	87-91	15-19	Price, 20	Van Arsdale, 26	9,955
35	1/7	@ Philadelphia	L	102-112	15-20	Price, 25	McGinnis, 24	8,387
36	1/9	Detroit	W	102-95	16-20	Smith, 23	Trapp, 27	10,938*
37	1/10	@ Washington	L	87-102	16-21	Dandridge, 24	Hayes, 28	9,316
38	1/11	Los Angeles	W	95-89	17-21	Price, 20	Abdul-Jabbar, 35	10,938*
39	1/13	Seattle	W	114-108	18-21	Dandridge, 25	Brown, 24	10,496
40	1/16	New Orleans	L	92-94	18-22	Winters, 22	Behagen, 25	10,938*
41	1/18	Boston	L	94-97	18-23	Price, 26	White, 22	10,579
42	1/20	Philadelphia	L	108-111	18-24	Dandridge, 34	McGinnis, 28	9,107
43	1/23	Kansas City	W	113-97	19-24	Dandridge, 40	Johnson, 23	10,938*
44	1/24	@ Cleveland	L	89-132	19-25	Dandridge, 23	Russell, 22	16,730
45	1/26	Golden State	L	104-115	19-26	Dandridge, 25	Barry, 28	10,938*
46	1/27	@ Kansas City	L	89-107	19-27	Dandridge, 19	Lacey, 26	5,887
47	1/29	@ Phoenix	W	105-96	20-27	Dandridge, 36	Westphal, 29	7,125
48	1/31	@ Golden State	L	88-90	(OT)	Price, 16	Wilkes, 25	11,004
49	2/1	@ Portland	L	97-107	20-29	Dandridge, 22	Wicks/Petrie, 26	11,284
50	2/6	@ Buffalo	L	104-109	20-30	Dandridge, 28	McAdoo, 32	9,682
51	2/7	@ Detroit	W	114-116	21-30	Dandridge, 23	Lanier, 30	9,438
52	2/10	New York	L	97-104	21-31	Bridgeman, 22	Bradley/Monroe, 24	15,111
53	2/11	@ New York	W	109-95	22-31	Winters, 27	Haywood, 20	10,938*
54	2/13	Cleveland	L	96-101	22-32	Winters, 24	Chones, 19	6,023
55	2/14	@ Chicago	W	95-89	23-32	Price, 20	Laskowski, 29	5,163
56	2/15	Houston	W	113-105	24-32	Winters, 30	Tomjanovich, 24	10,421
57	2/17	Washington	L	112-113	24-33	Smith/Brokaw, 23	Chenier, 42	9,583
58	2/20	@ Houston	L	108-110	24-34	Brokaw, 23	Murphy, 27	5,163
59	2/22	Chicago	W	115-112	25-34	Winters, 27	Love, 30	10,938*
60	2/28	@ New Orleans	W	112-99	26-34	Dandridge, 27	Maravich, 21	8,274
61	3/2	New Orleans	W	111-109	(OT)	Winters, 28	Williams, 33	10,315
62	3/4	Kansas City	W	99-95	28-34	Dandridge, 31	Archibald, 26	10,209
63	3/7	@ Kansas City	L	97-113	28-35	Dandridge, 24	Archibald, 29	6,666
64	3/10	Seattle	L	105-110	28-36	Dandridge, 22	Brown, 26	9,587
65	3/12	Detroit	L	101-117	28-37	Smith, 19	Lanier, 21	10,938*
66	3/13	@ Kansas City	W	121-118	29-37	Dandridge, 38	Wedman, 26	6,666
67	3/14	Phoenix	L	106-108	29-38	Dandridge, 33	Adams, 25	10,938*
68	3/17	Los Angeles	W	109-96	30-38	Smith, 22	Abdul-Jabbar/Allen, 21	10,938*
69	3/20	@ Golden State	L	106-120	30-39	Dandridge, 20	Smith, 19	12,787
70	3/21	@ Los Angeles	W	130-111	31-39	Dandridge, 27	Abdul-Jabbar, 34	11,579
71	3/23	@ Portland	L	97-100	(OT)	Winters, 34	Neal/Wicks, 25	9,633
72	3/24	@ Seattle	L	110-135	31-41	Winters, 20	Seals, 27	14,096
73	3/26	Buffalo	W	123-92	32-41	Dandridge, 22	McAdoo, 25	10,938*
74	3/27	@ Cleveland	L	99-103	32-42	Dandridge, 24	Snyder, 20	19,526
75	3/28	Portland	W	115-100	33-42	Dandridge, 29	Wicks, 16	9,247
76	3/30	Atlanta	W	130-126	(OT)	Smith, 31	Henderson, 28	8,559
77	4/2	Kansas City	W	120-107	35-42	Winters, 24	Archibald, 28	10,579
78	4/3	@ Atlanta	W	115-106	36-42	Dandridge, 34	Hudson, 21	2,818
79	4/5	@ Chicago	W	102-97	37-42	Smith, 28	Boerwinkle, 19	5,678
80	4/7	@ Detroit	L	96-106	37-43	Bridgeman, 23	Lanier, 23	5,719
81	4/9	@ Boston	W	106-100	38-43	Dandridge, 26	Havlicek, 22	15,320
82	4/11	Chicago	L	77-111	38-44	Restani, 13	Johnson, 27	9,275

* denotes sellout

GENERAL
INFO

FRONT
OFFICE

PLAYERS

2013-14
SEASON

STATS &
RECORDS

HISTORY

NBA

OPPONENTS

MEDIA

1976-77 MILWAUKEE BUCKS



BACK ROW: Head Coach Don Nelson, Fred Carter, Bob Dandridge, Lloyd Walton, Rowland Garrett, Junior Bridgeman, Assistant Coach K.C. Jones, Trainer Tony Spino. **FRONT ROW:** David Meyers, Alex English, Brian Winters, Swen Nater, Scott Lloyd, Quinn Buckner, Kevin Restani.

REGULAR SEASON (30-52) - 6TH, MIDWEST DIVISION - PLAYOFFS (DNQ)

PLAYER	G-GS	MIN	FG-FGA	PCT	FT-FTA	PCT	OR	DR	TR	AST	PF-DQ	STL	BLK	PTS	AVG
Dandridge	70-65	2501	585-1253	.467	283-367	.771	146	294	440	268	222-1	95	28	1453	20.8
Winters	78-76	2717	652-1308	.498	205-242	.847	64	167	231	337	228-1	114	29	1509	19.3
Bridgeman	82-48	2410	491-1094	.449	197-228	.864	129	287	416	205	221-3	82	26	1179	14.4
Nater	72-49	1960	383-725	.528	172-228	.754	266	599	865	108	214-7	54	51	938	13.0
Meyers	50-33	1262	179-383	.467	127-192	.661	122	219	341	86	152-4	42	32	485	9.7
Brokaw	41-7	891	130-324	.401	105-137	.766	10	54	64	111	85-0	22	23	365	8.9
Buckner	79-67	2095	299-689	.434	83-154	.539	91	173	264	372	291-5	192	21	681	8.6
Smith	34-25	789	113-253	.447	61-105	.581	52	156	208	30	109-2	19	69	287	8.4
Price	6-3	111	21-41	.512	7-9	.778	4	9	13	15	14-0	7	1	49	8.2
Carter (TOT)	61-8	1112	209-500	.418	68-96	.708	55	62	117	125	125-0	39	9	486	8.0
Carter (MIL)	47-8	875	166-399	.416	58-77	.753	45	48	93	104	96-0	28	7	390	8.3
Lloyd	69-7	1025	153-324	.472	95-126	.754	81	129	210	33	158-5	21	13	401	5.8
Restani	64-16	1116	173-334	.518	12-24	.500	81	181	262	88	102-0	33	11	358	5.6
English	60-6	648	132-277	.477	46-60	.767	68	100	168	25	78-0	17	18	310	5.2
Walton	53-0	678	88-188	.468	53-65	.815	15	36	51	141	52-0	40	2	229	4.3
Davis	19-0	165	29-68	.426	23-25	.920	11	18	29	20	11-0	6	4	81	4.3
Garrett (TOT)	62-0	598	106-239	.444	41-51	.804	37	75	112	27	80-0	21	10	253	4.1
Garrett (MIL)	33-0	383	66-146	.452	23-29	.793	27	45	72	20	50-0	14	7	155	4.7
McDonald	9-0	79	8-34	.235	3-4	.750	8	4	12	7	11-0	4	0	19	2.1
BUCKS	82	19705	3668-7840	.468	1553-2072	.750	1220	2519	3739	1970	2094-28	790	342	8889	108.4

HIGHLIGHTS:

- On Sept. 9, 1976, Don Nelson joined the Bucks as an assistant coach.
- That same month, the last original Milwaukee Buck, Jon McGlocklin, retired from the NBA as the Bucks third all-time leading scorer with 7,507 points (currently ranks 12th) in 595 games in a Milwaukee uniform. On Dec. 10, 1976, his #14 jersey was retired by the Bucks.
- A group headed by James F. Fitzgerald, William J. Blake and the J.P. Cullen and Son Corporation purchased 361,000 outstanding shares of Milwaukee Professional Sports and Services common stock. On Nov. 4, 1976, Fitzgerald was elected chairman of the board and president of Milwaukee Professional Sports and Services.
- Only 18 games into the season Larry Costello resigned as head coach after a 3-15 start and was replaced by Nelson.
- Bob Dandridge was the team's leading scorer once more, with 20.8 points per game.
- Swen Nater set the Bucks record for rebounds in a single game with 33 vs. Atlanta on Dec. 19, 1976. After the season, Nater was traded to Buffalo for the third overall pick in the 1977 Draft (Marques Johnson).
- Milwaukee hosted the NBA All-Star Game on Feb. 13, 1977. Julius Erving, with 30 points, was named MVP in the West's 125-124 win.

PLAYOFF RECORD:

- Did not qualify

HONORS:

- Quinn Buckner - All Rookie Second Team

1976-77 MILWAUKEE BUCKS

REGULAR SEASON DAY-BY-DAY

Gm	Date	Opponent	W-L	Score	Record	Bucks High Scorer	Opp. High Scorer	Atten.
1	10/21	Buffalo	L	112-133	0-1	Winters, 21	Shumate, 23	9,754
2	10/23	Boston	L	107-111 (OT)	0-2	Dandridge, 25	White, 29	10,374
3	10/24	@ Atlanta	L	91-115	0-3	Dandridge, 29	Hawes, 19	3,272
4	10/26	@ Chicago	L	88-90	0-4	Price, 20	Van Lier, 18	7,106
5	10/28	@ Denver	L	100-119	0-5	Bridgeman, 19	Issel, 30	14,155
6	10/30	Chicago	W	102-74	1-5	Winters, 30	Kropp, 18	10,938*
7	11/2	Seattle	W	125-113	2-5	Dandridge, 37	Tolson, 19	9,175
8	11/3	@ Washington	L	105-117	2-6	Restani, 22	Hayes, 31	6,825
9	11/4	@ Cleveland	L	88-96	2-7	Winters, 23	Russell, 22	10,502
10	11/6	Denver	L	103-105	2-8	Winters, 20	Thompson, 29	10,938*
11	11/9	Cleveland	L	90-111	2-9	Brokaw/Lloyd, 16	Russell, 25	9,139
12	11/12	Houston	W	111-99	3-9	Lloyd, 20	Newlin, 23	10,692
13	11/13	@ New York	L	97-110	3-10	Winters, 29	Frazier, 25	14,218
14	11/14	Detroit	L	83-104	3-11	English, 21	Ford, 20	9,702
15	11/16	@ Kansas City	L	91-100	3-12	English/Smith, 21	Boone, 27	4,242
16	11/17	@ Phoenix	L	95-103	3-13	Winters, 25	D. Van Arsdale, 19	7,017
17	11/19	@ Portland	L	111-124	3-14	Dandridge, 31	Walton, 27	11,594
18	11/21	@ Seattle	L	106-115	3-15	Winters, 27	Brown, 25	11,969
19	11/23	Los Angeles	L	114-117	3-16	Dandridge, 24	Abdul-Jabbar, 36	9,573
20	11/26	@ Indiana	L	98-109	3-17	Dandridge/Winters, 24	Hillman, 25	12,827
21	11/27	New Jersey	L	91-96	3-18	Dandridge, 22	Archibald, 28	10,938*
22	11/30	Portland	W	115-106	4-18	Winters, 43	Walton, 26	9,879
23	12/1	@ New Orleans	L	105-126	4-19	Dandridge, 23	Maravich, 38	7,552
24	12/2	@ Houston	L	110-137	4-20	Bridgeman, 16	Tomjanovich, 38	5,126
25	12/4	@ Portland	L	108-112	4-21	Dandridge, 30	Walton, 25	11,448
26	12/7	@ Denver	L	115-122	4-22	Winters, 18	Thompson, 27	15,237
27	12/10	San Antonio	L	120-136	4-23	Winters, 26	Kenon, 23	10,526
28	12/12	Philadelphia	L	102-107	4-24	Dandridge, 30	McGinnis, 27	10,938*
29	12/15	@ Boston	L	128-129	4-25	Bridgeman, 41	Scott, 29	7,917
30	12/17	@ New Jersey	W	126-110	5-25	Dandridge, 36	Skinner, 21	5,775
31	12/19	Atlanta	W	126-109	6-25	Nater, 30	Henderson, 17	8,975
32	12/23	Golden State	W	112-103	7-25	Dandridge, 22	Williams, 26	9,187
33	12/26	@ Los Angeles	L	99-107	7-26	Bridgeman/Winters, 20	Abdul-Jabbar, 19	9,609
34	12/28	@ Golden State	W	113-102	8-26	Dandridge, 29	Wilkes, 24	12,957
35	12/30	Portland	W	127-107	9-26	Bridgeman, 24	Davis, 20	10,938*
36	1/2	Indiana	L	109-116	9-27	Winters, 18	Robisch, 27	9,617
37	1/4	Phoenix	W	139-111	10-27	Bridgeman, 38	Perry/Ferrell, 20	8,871
38	1/6	Buffalo	W	119-111	11-27	Dandridge, 27	Dantley, 23	10,275
39	1/7	@ Detroit	L	132-140	11-28	Dandridge, 26	H. Porter/Carr, 25	5,356
40	1/8	Philadelphia	W	111-106	12-28	Dandridge, 25	Erving, 32	10,938*
41	1/11	Washington	W	109-120	12-29	Dandridge, 28	Hayes/Wright, 25	9,219
42	1/12	@ San Antonio	W	127-121	13-29	Bridgeman, 28	Gervin, 26	10,096
43	1/14	Houston	L	84-111	13-30	Lloyd, 16	Murphy, 22	9,879
44	1/15	@ Chicago	L	93-96	13-31	Bridgeman, 32	May, 21	7,723
45	1/16	Chicago	L	83-102	13-32	Dandridge/Buckner, 20	Johnson, 27	9,690
46	1/18	Cleveland	L	93-101	13-33	Winters, 18	Carr, 22	9,047
47	1/21	@ Atlanta	L	101-121	13-34	Dandridge, 26	Hudson, 39	3,658
48	1/22	@ Cleveland	L	116-130	13-35	Winters, 27	Carr, 28	13,547
49	1/23	Kansas City	W	119-111	14-35	Bridgeman, 27	Robinzine, 27	9,989
50	1/26	@ Buffalo	L	108-114	14-36	Bridgeman, 25	Dantley, 29	5,580
51	1/28	@ Boston	L	113-119	14-37	Bridgeman, 28	Havlicek, 33	10,699
52	1/30	@ New Jersey	W	100-92	15-37	Bridgeman, 21	Skinner, 20	7,125
53	2/1	@ Los Angeles	L	115-136	15-38	Dandridge, 30	Abdul-Jabbar, 34	12,445
54	2/2	@ Phoenix	L	113-130	15-39	Bridgeman, 23	Westphal, 29	7,364
55	2/5	@ Golden State	L	116-138	15-40	Dandridge, 25	Barry, 29	11,132
56	2/6	@ Seattle	L	99-107	15-41	Nater, 24	Brown/Seals, 22	13,572
57	2/8	New Jersey	W	100-97	16-41	Winters, 30	Hawkins, 25	7,894
58	2/9	@ Philadelphia	L	104-107	16-42	Winters, 34	Free, 21	13,989
59	2/10	Kansas City	W	112-102	17-42	Nater, 28	Boone, 22	7,968
60	2/15	New Orleans	W	117-106	18-42	Winters, 31	Williams, 24	8,679
61	2/17	Golden State	W	99-97	19-42	Winters, 24	Smith, 28	10,629
62	2/18	New York	W	124-123	20-42	Dandridge, 32	McAdoo, 42	10,601
63	2/23	@ New Orleans	L	96-106	20-43	Bridgeman/Dandridge, 19	Maravich, 38	7,179
64	2/24	@ San Antonio	W	131-121	21-43	Winters, 29	Gervin, 31	9,116
65	2/26	@ Washington	L	102-105	21-44	Winters, 28	Hayes, 25	8,199
66	3/5	@ Houston	L	106-119	21-45	Dandridge, 18	Dandridge, 18	5,793
67	3/6	@ Kansas City	L	108-109	21-46	Dandridge, 22	Taylor, 19	11,882
68	3/8	@ Detroit	L	107-109	21-47	Dandridge, 28	Simpson, 20	4,446
69	3/9	Washington	W	109-107	22-47	Dandridge, 26	Chenier, 25	9,981
70	3/12	Indiana	W	108-106	23-47	Dandridge, 24	Knight, 23	9,225
71	3/14	Los Angeles	W	110-106	24-47	Dandridge, 17	Abdul-Jabbar, 25	9,793
72	3/17	Boston	W	100-91	25-47	Winters, 21	Havlicek, 24	8,975
73	3/20	Seattle	L	107-110	25-48	Dandridge, 27	Brown, 23	9,047
74	3/22	@ New York	L	115-125	25-49	Dandridge, 22	McAdoo, 29	12,005
75	3/25	Denver	W	112-108	26-49	Winters, 24	Issel, 32	10,898
76	3/26	Detroit	W	128-108	27-49	Carter, 27	Eberhard, 24	8,879
77	3/29	Phoenix	L	110-122	27-50	Dandridge, 32	Westphal, 34	8,945
78	4/1	New York	L	109-116	27-51	Winters, 34	Monroe, 28	8,677
79	4/2	@ Buffalo	L	93-94	27-52	Bridgeman, 26	Dantley, 32	6,606
80	4/3	@ Indiana	W	120-112	28-52	Meyers/Bridgeman, 22	Knight, 30	8,738
81	4/8	Atlanta	W	118-107	29-52	Winters, 36	Drew, 27	8,904
82	4/10	San Antonio	W	133-125	30-52	Winters, 36	Gervin, 31	7,689

* denotes sellout

GENERAL
INFO

FRONT
OFFICE

PLAYERS

2013-14
SEASON

STATS &
RECORDS

HISTORY

NBA

OPPONENTS

MEDIA

1977-78 MILWAUKEE BUCKS



BACK ROW: Head Coach Don Nelson, Ernie Grunfeld, Junior Bridgeman, Brian Winters, Quinn Buckner, Assistant Coach John Killilea, Trainer Tony Spino. **FRONT ROW:** Jim Eakins, Marques Johnson, Dave Meyers, Lloyd Walton, John Gianelli, Alex English, Kent Benson.

REGULAR SEASON (44-38) - 2ND, MIDWEST DIVISION - PLAYOFFS (5-4)

PLAYER	G-GS	MIN	FG-FGA	PCT	FT-FTA	PCT	OR	DR	TR	AST	PF-DQ	STL	BLK	PTS	AVG
Winters	80-79	2751	674-1457	.463	246-293	.840	87	163	250	393	239-4	124	27	1594	19.9
Johnson	80-80	2765	628-1204	.522	301-409	.736	292	555	847	190	221-3	92	103	1557	19.5
Meyers	80-79	2416	432-938	.461	314-435	.722	144	393	537	241	240-2	86	46	1178	14.7
Bridgeman	82-3	1876	476-947	.503	166-205	.810	114	176	290	175	202-1	72	30	1118	13.6
English	82-4	1552	343-633	.542	104-143	.727	144	251	395	129	178-1	41	55	790	9.6
Buckner	82-82	2072	314-671	.468	131-203	.645	78	169	247	456	287-6	188	19	759	9.3
Gianelli	82-60	2327	307-629	.488	79-123	.642	166	343	509	192	189-4	54	92	693	8.5
Benson	69-22	1288	220-473	.465	92-141	.652	89	206	295	99	177-1	69	54	532	7.7
Grunfeld	73-1	1261	204-461	.443	94-143	.657	70	124	194	145	150-1	54	19	502	6.9
Walton	76-0	1264	154-344	.448	54-83	.651	26	50	76	253	94-0	77	13	362	4.8
Eakins (TOT)	33-1	406	44-86	.512	50-60	.833	29	46	75	29	71-0	7	17	138	4.2
Eakins (MIL)	17-0	155	14-34	.412	21-26	.808	12	17	29	12	25-0	4	7	49	2.9
Restani	8-0	84	13-28	.464	0-2	.000	4	10	14	9	4-0	0	1	26	3.3
Laurel	10-0	57	10-31	.323	4-4	1.000	6	4	10	3	10-0	3	1	24	2.4
Lloyd	14-0	112	12-33	.364	6-10	.600	7	19	26	9	22-0	3	5	30	2.1
BUCKS	82	19980	3801-7883	.482	1612-2220	.726	1239	2480	3719	2306	2038-23	1678	472	9214	112.4

HIGHLIGHTS:

- Prior to the season, on June 20, 1977, John Killilea, once a scout for the Bucks and more recently an assistant coach in Boston, was named assistant coach and assistant director of player personnel.
- The Bucks drafted three of the top 11 players in the 1977 Draft, adding Kent Benson, Marques Johnson and Ernie Grunfeld to a group that included veterans Junior Bridgeman, Quinn Buckner, Dave Meyers and Brian Winters.
- The Bucks set an all-time NBA record (later broken) by winning eight overtime games.
- The Bucks earned a playoff berth on the final day of the season when Seattle beat Golden State. Milwaukee swept the favored Suns 2-0 in the first round mini-series and took Denver to a tough seven games before succumbing.
- The Bucks set five team playoff records against Denver on April 23, 1978. - field goal percentage (.660), blocked shots (13), most points half (87), most points quarter (47, fourth quarter) and assists (46).

PLAYOFF RECORD:

- Beat Phoenix, Conference First Round, 2-0
- Lost to Denver, Conference Semifinals, 3-4

HONORS:

- Brian Winters - NBA All-Star Team
- Quinn Buckner - NBA All-Defensive Second Team
- Marques Johnson - NBA All-Rookie Team

1977-78 MILWAUKEE BUCKS

REGULAR SEASON DAY-BY-DAY

Gm	Date	Opponent	W-L	Score	Record	Bucks High Scorer	Opp. High Scorer	Atten.
1	10/18	Los Angeles	W	117-112	1-0	Winters, 26	Wilkes, 23	10,938*
2	10/19	@ Denver	L	115-133	1-1	Johnson, 22	Thompson, 36	14,792
3	10/22	Chicago	W	113-95	2-1	Bridgeman, 24	Mi. Johnson, 22	10,938*
4	10/27	@ Houston	L	110-133	2-2	Winters, 29	Tomjanovich, 32	7,851
5	10/30	Seattle	W	108-95	3-2	Meyers, 23	Williams, 21	10,107
6	11/1	Kansas City	W	115-95	4-2	Bridgeman, 23	Robinzine, 18	9,271
7	11/3	@ Cleveland	L	91-100	4-3	Johnson, 20	B. Smith, 24	8,264
8	11/4	Houston	W	110-108	5-3	Winters, 22	Lucas, 23	10,938*
9	11/8	Denver	L	101-111	5-4	Johnson, 26	Thompson, 20	10,084
10	11/10	@ Washington	W	106-103	6-4	Winters/Meyers, 24	Dandridge, 25	7,139
11	11/11	Cleveland	L	82-88	6-5	Bridgeman, 20	Frazier, 16	10,938*
12	11/13	Boston	L	119-127 (OT)	6-6	Johnson, 19	White, 21	10,938*
13	11/15	Portland	L	106-109	6-7	Meyers, 14	B. Walton, 32	10,865
14	11/16	@ New Jersey	W	116-106	7-7	Meyers, 29	K. Porter, 26	2,876
15	11/19	@ Philadelphia	L	100-111	7-8	Johnson, 27	Erving, 23	18,276
16	11/22	Golden State	W	109-88	8-8	Winters, 22	Parish, 19	10,938*
17	11/23	@ Kansas City	W	122-116	9-8	Johnson, 23	Robinzine, 20	9,748
18	11/25	@ Atlanta	W	117-115	10-8	Bridgeman, 24	Rollins, 30	8,553
19	11/26	@ San Antonio	L	107-129	10-9	Winters, 18	Gervin, 26	9,078
20	11/29	Detroit	L	99-100	10-10	Johnson, 22	Money, 24	10,489
21	11/30	@ Indiana	W	120-113	11-10	Johnson/Winters, 21	Dantley, 34	14,244
22	12/2	Washington	L	95-108	11-11	Winters, 29	Hayes, 29	10,938*
23	12/3	@ New York	W	115-108	12-11	Winters, 30	McAdoo, 27	15,103
24	12/4	New Jersey	W	134-118 (OT)	13-11	Winters, 36	K.Porter, 40	9,879
25	12/6	@ Los Angeles	L	108-109	13-12	Winters, 22	Abdul-Jabbar, 26	14,448
26	12/8	@ Golden State	W	117-116	14-12	Winters, 22	Barry, 31	11,183
27	12/9	@ Seattle	L	123-136	14-13	Johnson/Meyers, 20	Williams, 33	12,946
28	12/10	@ Denver	L	111-118	14-14	Winters, 22	Jones, 25	15,426
29	12/13	Philadelphia	W	129-117	15-14	Johnson, 29	Erving, 29	10,938*
30	12/16	New York	W	152-150 (3OT)	16-14	Johnson/Buckner, 27	Shelton, 41	10,938*
31	12/18	Buffalo	W	111-100	17-14	Johnson, 19	Smith, 28	10,621
32	12/21	San Antonio	W	116-92	18-14	Johnson, 23	Gervin/Kenon, 16	9,569
33	12/22	@ Detroit	L	102-118	18-15	Meyers, 19	Landry, 29	4,002
34	12/23	Atlanta	L	93-109	18-16	Johnson, 21	Drew, 19	10,864
35	12/25	@ Kansas City	W	131-122	19-16	Winters, 22	Washington, 29	7,652
36	12/27	@ Buffalo	W	108-105	20-16	Johnson, 28	Knight, 41	5,908
37	12/29	Boston	L	115-124	20-17	Johnson, 28	Cowens, 30	10,938*
38	1/3	Phoenix	L	103-125	20-18	Johnson, 31	Westphal, 34	8,571
39	1/5	New Orleans	L	109-116	20-19	Winters, 23	Maravich, 38	10,938*
40	1/6	@ Houston	W	103-101	21-19	Winters, 31	Malone, 25	11,180
41	1/8	Kansas City	W	133-123	22-19	Winters, 22	Wedman, 21	10,938*
42	1/10	Indiana	W	125-103	23-19	Winters, 25	Bantom, 21	10,085
43	1/11	@ San Antonio	L	106-130	23-20	Winters, 20	Kenon, 24	8,967
44	1/13	@ Chicago	L	111-128	23-21	Winters, 23	Holland, 29	15,524
45	1/17	New Jersey	W	119-109	24-21	Johnson, 29	King, 35	10,034
46	1/18	@ Boston	L	116-130	24-22	Bridgeman, 23	Wicks, 35	8,565
47	1/19	Denver	W	114-109	25-22	Johnson, 27	Thompson, 34	10,938*
48	1/22	Chicago	W	112-90	26-22	Winters, 22	Gilmore, 22	10,938*
49	1/27	@ Los Angeles	L	114-131	26-23	Meyers, 21	Hudson, 29	14,348
50	1/29	@ Seattle	L	101-103	26-24	Winters, 30	Williams, 22	14,098
51	1/31	@ Portland	L	116-136	26-25	Winters, 23	Hollins, 24	12,666
52	2/2	@ Golden State	L	102-105	26-26	Johnson/Meyers, 19	Parish, 26	11,667
53	2/3	@ Phoenix	L	105-115	26-27	Johnson, 18	Davis, 30	12,660
54	2/8	Buffalo	W	104-103	27-27	Winters, 37	Smith/McNeill, 22	10,685
55	2/10	Cleveland	W	108-98 (OT)	28-27	Meyers/Bridgeman, 22	E. Smith, 24	10,938*
56	2/11	@ New York	L	122-133	28-28	Bridgeman, 35	McAdoo, 35	15,505
57	2/15	New Orleans	W	112-99	29-28	Johnson, 26	Robinson, 37	8,607
58	2/17	Houston	W	115-98	30-28	Johnson, 22	Newlin, 20	10,938*
59	2/19	Seattle	L	103-108	30-29	Winters, 27	G. Williams, 23	10,938*
60	2/24	@ Chicago	W	112-109 (OT)	31-29	Winters, 25	Gilmore, 23	16,254
61	2/26	@ New Orleans	W	122-120 (OT)	32-29	Winters, 37	Goodrich, 31	9,327
62	2/28	Washington	W	136-135 (OT)	33-29	Winters, 29	C. Johnson, 25	10,938*
63	3/3	@ Phoenix	L	126-132	33-30	Johnson, 25	Westphal, 31	11,139
64	3/5	@ Portland	L	88-126	33-31	Benson, 15	Lucas/Owens, 20	12,666
65	3/8	New York	W	127-125 (2OT)	34-31	Bridgeman, 22	McAdoo, 34	10,938*
66	3/10	Golden State	L	102-124	34-32	Johnson, 24	Smith, 27	10,938*
67	3/12	@ Atlanta	L	93-98	34-33	Johnson, 28	Cris, 17	5,913
68	3/14	Phoenix	W	121-106	35-33	Winters, 29	Davis, 38	10,938*
69	3/17	@ Buffalo	L	127-136	35-34	Winters, 28	McNeill/Smith, 31	4,629
70	3/18	@ Indiana	W	113-104	36-34	Johnson, 25	Bantom, 38	13,955
71	3/19	@ Washington	W	117-106	37-34	Bridgeman, 25	Hayes, 32	9,492
72	3/21	Atlanta	W	100-86	38-34	Johnson, 21	Cris, 21	10,938*
73	3/23	Portland	W	116-109	39-34	Johnson, 32	Hollins, 38	10,938*
74	3/24	@ Philadelphia	L	122-131	39-35	Johnson, 25	Bryant, 28	16,614
75	3/26	Detroit	W	110-109	40-35	Meyers, 25	Shumate, 24	10,938*
76	3/30	Indiana	W	105-100	41-35	Winters, 22	Edward, 33	10,938*
77	3/31	@ New Jersey	L	114-122	41-36	Meyers, 24	King, 39	5,647
78	4/2	@ Detroit	W	129-121	42-36	Johnson, 24	Shumate, 31	2,887
79	4/4	Los Angeles	L	102-103	42-37	Winters, 24	Abdul-Jabbar, 27	10,938*
80	4/6	@ Cleveland	L	105-117	42-38	Johnson, 22	Chones, 27	11,265
81	4/7	San Antonio	W	108-102	43-38	Winters, 30	Gervin, 22	10,938*
82	4/8	@ Boston	W	123-111	44-38	Johnson, 25	Havlicek/Bing, 21	14,712

* denotes sellout

GENERAL
INFO

FRONT
OFFICE

PLAYERS

2013-14
SEASON

STATS &
RECORDS

HISTORY

NBA

OPPONENTS

MEDIA

1978-79 MILWAUKEE BUCKS



BACK ROW: Assistant Coach John Killilea, George Johnson, Kevin Restani, Kent Benson, John Gianelli, Marques Johnson, Head Coach Don Nelson. **MIDDLE ROW:** Quinn Buckner, Sam Smith, Ernie Grunfeld, Junior Bridgeman, Brian Winters, Lloyd Walton. **FRONT ROW:** Trainer Tony Spino.

REGULAR SEASON (38-44) - 4TH, MIDWEST DIVISION - PLAYOFFS (DNQ)

PLAYER	G-GS	MIN	FG-FGA	PCT	FT-FTA	PCT	OR	DR	TR	AST	PF-DQ	STL	BLK	PTS	AVG
M. Johnson	77-77	2779	820-1491	.550	332-437	.760	212	374	586	234	186-1	116	89	1972	25.6
Winters	79-77	2575	662-1343	.493	237-277	.856	48	129	177	383	243-1	83	40	1561	19.8
Bridgeman	82-5	1963	540-1067	.506	189-228	.829	113	184	297	163	184-2	88	41	1269	15.5
Benson	82-65	2132	413-798	.518	180-245	.735	187	397	584	204	280-4	89	81	1006	12.3
Grunfeld	82-7	1778	326-661	.493	191-251	.761	124	236	360	216	220-3	58	15	843	10.3
Buckner	81-81	1757	251-553	.454	79-125	.632	57	153	210	468	224-1	156	17	581	7.2
Gianelli	82-31	2057	256-527	.486	72-102	.706	122	286	408	160	196-4	44	57	584	7.1
Restani	81-47	1598	262-529	.495	51-73	.699	141	244	385	122	155-0	30	27	575	7.1
G. Johnson	67-19	1157	165-342	.482	84-117	.718	106	254	360	81	187-5	75	49	414	6.2
Walton	75-0	1381	157-327	.480	61-90	.678	34	70	104	356	103-0	72	9	375	5.0
Smith	16-0	125	19-47	.404	18-24	.750	0	9	9	16	12-0	8	7	56	3.5
Howard	3-0	22	5-11	.455	0-0	—	5	2	7	1	8-0	0	0	10	3.3
Van Lier	38-1	555	30-77	.390	47-52	.904	8	32	40	158	108-4	43	3	107	2.8
Beshore	1-0	1	0-0	—	0-0	—	0	0	0	0	0-0	0	0	0	0.0
BUCKS	82	19880	3906-7773	.503	1541-2021	.762	1157	2370	3527	2562	2106-25	1574	435	9353	114.1

HIGHLIGHTS:

- Dave Meyers was lost for all 82 games of the regular season due to a back injury.
- Marques Johnson was named to the NBA All-Star Team, receiving more fan votes than any other player in the Western Conference. Johnson finished third in the NBA in scoring with a 25.6 average.
- Junior Bridgeman finished the season with a 15.5 average, tops among Sixth Men.
- The Bucks shattered the NBA assist record with 2,562 on the year for a 31.2 average (since broken).
- On Dec. 26, 1978 vs. Detroit, the Bucks set NBA records for assists in a game (53) and in a quarter (19). They also set a team record for margin of victory (59) in the 143-84 win.
- On March 14, 1979, vs. New Orleans, the Bucks scored 87 points in a half (a team record) and scored 158 points, a franchise-best for a non-overtime game.

PLAYOFF RECORD:

- Did not qualify

HONORS:

- Marques Johnson - NBA All-Star Team and All-NBA Team

1978-79 MILWAUKEE BUCKS

REGULAR SEASON DAY-BY-DAY

Gm	Date	Opponent	W-L	Score	Record	Bucks High Scorer	Opp. High Scorer	Atten.
1	10/14	@ San Antonio	L	111-153	0-1	M. Johnson, 35	Gervin, 37	11,897
2	10/15	@ New Orleans	W	123-112	1-1	M. Johnson, 31	Robinson, 24	7,264
3	10/20	New York	L	105-115	1-2	M. Johnson, 31	Williams, 26	10,938*
4	10/21	@ Kansas City	W	103-88	2-2	M. Johnson, 31	Redmond, 14	7,959
5	10/22	Golden State	W	109-107	3-2	Winters, 37	Smith, 28	10,938*
6	10/24	@ Phoenix	L	116-124	3-3	M. Johnson, 37	Davis, 38	11,728
7	10/25	@ San Diego	L	116-125	3-4	Winters, 25	Free, 38	8,051
8	10/27	@ Seattle	L	79-80	3-5	M. Johnson, 32	Brown, 20	19,060
9	10/28	@ Portland	L	95-106	3-6	M. Johnson, 21	Owens/Hollins, 25	12,666
10	10/31	Kansas City	W	114-112	4-6	Winters, 27	Birdsong, 26	10,467
11	11/1	@ New Jersey	L	110-131	4-7	Bridgeman, 20	King, 29	3,306
12	11/3	@ Philadelphia	L	103-118	4-8	M. Johnson, 33	Erving, 29	13,297
13	11/4	New Orleans	L	108-116	4-9	Winters, 33	Robinson, 30	10,938*
14	11/7	Boston	W	125-108	5-9	M. Johnson/Winters, 19	White, 24	10,875
15	11/8	@ Detroit	L	106-117	5-10	M. Johnson, 23	Lanier, 35	7,024
16	11/10	Houston	W	131-126	6-10	Winters, 27	Malone, 39	10,938*
17	11/11	@ Atlanta	L	95-102	6-11	Winters, 21	Johnson, 22	8,236
18	11/14	Los Angeles	L	119-137	6-12	M. Johnson, 26	Dantley, 34	10,938*
19	11/15	@ Washington	L	111-138	6-13	M. Johnson, 20	Grevey, 24	7,128
20	11/18	@ New York	L	100-102	6-14	Winters, 31	Williams, 29	16,261
21	11/21	Portland	W	123-93	7-14	M. Johnson, 24	Brewer, 25	9,868
22	11/23	San Antonio	W	114-116	7-15	M. Johnson/Winters, 27	Kenon, 34	10,938*
23	11/25	Philadelphia	L	127-126	8-15	Winters, 36	Collins, 32	10,938*
24	11/26	@ Indiana	L	112-114	8-16	M. Johnson, 23	Davis, 35	7,156
25	11/28	Denver	W	117-100	9-16	Winters, 27	McGinnis, 26	10,812
26	12/1	Indiana	W	111-107	10-16	M. Johnson/Winters, 23	Bantom, 23	10,938*
27	12/2	@ Cleveland	W	106-100	11-16	M. Johnson, 34	Russell/Chones, 19	9,052
28	12/6	@ Golden State	L	111-118	11-17	M. Johnson, 38	Lucas, 23	9,734
29	12/8	@ Los Angeles	L	85-101	11-18	M. Johnson, 20	Abdul-Jabbar, 23	10,847
30	12/9	@ Denver	L	103-113	11-19	M. Johnson, 31	Issel, 28	14,022
31	12/10	San Diego	L	106-107	11-20	Winters, 28	Free, 28	10,889
32	12/12	Phoenix	W	120-114	12-20	M. Johnson, 40	Westphal, 36	10,938*
33	12/15	Cleveland	L	106-110	12-21	Winters, 23	Russell, 24	10,938*
34	12/17	Chicago	W	117-101	13-21	Bridgeman, 22	Gilmore, 25	10,901
35	12/19	Seattle	W	128-99	14-21	M. Johnson, 25	Hansen, 19	10,938*
36	12/23	Kansas City	L	117-122 (OT)	14-22	M. Johnson, 33	Birdsong, 30	10,938*
37	12/26	Detroit	W	143-84	15-22	Grunfeld, 27	Tyler, 16	10,938*
38	12/28	@ San Antonio	L	103-112	15-23	M. Johnson, 21	Gervin, 36	11,583
39	12/29	@ Houston	L	103-106	15-24	Winters, 27	Malone, 20	9,331
40	1/2	@ Cleveland	W	116-113	16-24	M. Johnson, 24	Russell, 35	4,459
41	1/3	Indiana	L	102-108	16-25	M. Johnson, 24	Sober, 28	10,938*
42	1/5	@ Chicago	L	119-124	16-26	Winters, 30	O. Johnson, 22	11,625
43	1/6	San Diego	W	104-93	17-26	Benson/Winters, 20	Williams, 26	10,938*
44	1/8	Houston	W	116-104	18-26	M. Johnson, 36	Malone, 27	10,938*
45	1/10	Atlanta	L	113-117 (2OT)	18-27	M. Johnson, 38	Drew, 35	9,512
46	1/12	Golden State	W	101-94	19-27	Winters, 23	Ray, 20	10,938*
47	1/14	Chicago	W	104-99	20-27	M. Johnson, 34	Gilmore, 23	10,938*
48	1/17	Phoenix	W	123-118	21-27	Winters, 24	Robinson, 25	10,661
49	1/19	@ Boston	L	102-103	21-28	M. Johnson, 20	Cowens, 26	13,082
50	1/21	New York	W	138-114	22-28	M. Johnson, 33	McAdoo, 28	10,938*
51	1/28	@ Los Angeles	L	109-111	22-29	M. Johnson, 23	Abdul-Jabbar, 40	11,602
52	1/30	@ San Diego	L	113-117	22-30	M. Johnson, 39	Smith, 26	8,431
53	1/31	@ Phoenix	L	118-123	22-31	M. Johnson, 25	Westphal, 28	11,736
54	2/2	@ Seattle	L	102-104	22-32	M. Johnson, 31	Sikma, 22	24,322
55	2/7	Washington	L	90-96	22-33	Bridgeman, 18	Hayes, 33	10,938*
56	2/8	@ Houston	L	129-134	22-34	Bridgeman, 36	Malone, 32	9,257
57	2/9	Seattle	W	118-116 (OT)	23-34	Grunfeld, 21	Williams, 26	10,938*
58	2/11	Denver	W	126-87	24-34	Bridgeman, 20	Boswell, 16	10,938*
59	2/14	New Jersey	W	115-94	25-34	Bridgeman, 29	Boynes, 17	9,925
60	2/16	Los Angeles	W	99-98	26-34	Winters, 26	Abdul-Jabbar, 26	10,938*
61	2/18	@ Philadelphia	L	107-110 (OT)	26-35	Bridgeman, 21	Dawkins, 27	13,752
62	2/21	@ Kansas City	L	117-133	26-36	M. Johnson, 24	Wedman, 28	9,350
63	2/24	@ Denver	L	117-132	26-37	M. Johnson, 25	Thompson/McGinnis, 29	15,332
64	2/28	Cleveland	W	139-117	27-37	M. Johnson, 29	Russell, 20	10,938*
65	3/2	@ New Jersey	L	91-99	27-38	Winters/Bridgeman, 18	King 23	5,826
66	3/4	@ Boston	W	135-122	28-38	M. Johnson, 36	Maxwell, 27	11,599
67	3/7	New Jersey	W	133-98	29-38	Benson, 27	Washington, 19	10,938*
68	3/9	Philadelphia	W	119-113	30-38	M. Johnson, 24	Dawkins, 26	10,938*
69	3/11	Detroit	L	115-125	30-39	Benson, 21	Lanier, 31	10,938*
70	3/14	New Orleans	W	158-102	31-39	Bridgeman, 25	James, 20	10,938*
71	3/16	@ Washington	W	134-126 (2OT)	32-39	Bridgeman, 23	Dandridge, 33	14,686
72	3/18	San Antonio	W	147-127	33-39	M. Johnson, 34	Gervin, 23	10,938*
73	3/20	@ New York	L	110-118	33-40	M. Johnson, 24	Monroe, 28	10,179
74	3/23	@ Golden State	L	113-116	33-41	M. Johnson, 38	Williams, 26	10,498
75	3/25	@ Portland	W	122-110 (OT)	34-41	M. Johnson, 28	Thompson, 23	12,666
76	3/28	Boston	W	135-117	35-41	Bridgeman, 30	McAdoo, 30	10,938*
77	3/30	@ Indiana	W	101-99	36-41	M. Johnson, 21	English, 21	11,015
78	3/31	@ Chicago	W	108-99	37-41	M. Johnson, 26	O. Johnson, 24	6,977
79	4/1	Portland	L	107-109	37-42	Bridgeman, 27	Lucas, 30	10,938*
80	4/3	Washington	L	108-112	37-43	M. Johnson, 29	Hayes, 29	10,938*
81	4/4	@ Atlanta	L	109-118	37-44	Winters, 20	Furrow, 20	8,041
82	4/6	@ New Orleans	W	140-131	38-44	M. Johnson, 33	Haywood, 31	4,006

* denotes sellout

GENERAL
INFO

FRONT
OFFICE

PLAYERS

2013-14
SEASON

STATS &
RECORDS

HISTORY

NBA

OPPONENTS

MEDIA

1979-80 MILWAUKEE BUCKS



BACK ROW: Head Coach Don Nelson, Pat Cummings, Harvey Catchings, Bob Lanier, Richard Washington, Dave Meyers, Assistant Coach John Killilea. **FRONT ROW:** Assistant Coach Dave Wohl, Lloyd Walton, Brian Winters, Marques Johnson, Junior Bridgeman, Sidney Moncrief, Quinn Buckner, Trainer Jeff Snedeker.

REGULAR SEASON (49-33) - 1ST, MIDWEST DIVISION - PLAYOFFS (3-4)

PLAYER	G-GS	MIN	FG-FGA	PCT	3FG-FA	PCT	FT-FTA	PCT	OR	DR	TR	AST	PF-DQ	STL	BLK	PTS	AVG
Johnson	77-77	2686	689-1267	.544	2-9	.222	291-368	.791	217	349	566	273	173-0	100	70	1671	21.7
Lanier (TOT)	63-63	2131	466-867	.537	1-6	.167	277-354	.782	152	400	552	184	200-3	74	89	1210	19.2
Lanier (MIL)	26-26	739	147-283	.519	1-1	1.000	113-144	.785	44	135	179	62	70-1	36	29	408	15.7
Bridgeman	81-7	2316	594-1243	.478	5-27	.185	230-266	.865	104	197	301	237	216-3	94	20	1423	17.6
Winters	80-77	2623	535-1116	.479	38-102	.373	184-214	.860	48	175	223	362	208-0	101	28	1292	16.1
Meyers	79-77	2204	399-830	.481	1-5	.200	156-246	.634	140	308	448	225	218-3	72	40	955	12.1
Buckner	67-67	1690	306-655	.467	2-5	.400	105-143	.734	69	169	238	383	202-1	135	4	719	10.7
Benson	56-47	1389	213-431	.494	0-1	.000	66-97	.680	96	237	333	127	178-1	54	74	492	8.8
Moncrief	77-10	1557	211-451	.468	0-1	.000	232-292	.795	154	184	338	133	106-0	72	16	654	8.5
Cummings	71-2	900	187-370	.505	0-0	—	94-123	.764	81	157	238	53	141-0	22	17	468	6.6
Washington	75-5	1092	197-421	.468	0-0	—	46-76	.605	95	181	276	55	166-2	26	48	440	5.9
Walton	76-6	1243	110-242	.455	1-3	.333	49-71	.690	33	58	91	285	68-0	43	2	270	3.6
Catchings	72-9	1366	97-244	.398	0-1	.000	39-62	.629	164	246	410	82	191-1	23	162	233	3.2
BUCKS	82	19805	3685-7553	.488	50-155	.323	1605-2102	.764	1245	2396	3641	2277	1937-12	778	510	9025	110.1

HIGHLIGHTS:

- The Bucks won their sixth Midwest Division title – and first since 1975-76.
- The 3-point line is introduced to the NBA game – Brian Winters hit 38 of the team's 50 tries.
- On Feb. 4, 1980, at the All-Star break, the Bucks dealt Kent Benson and a first round draft choice to Detroit for Bob Lanier. After Lanier's arrival, the team went 20-6.
- The Bucks played to 99.7 percent of capacity, selling out 39 of 41 games, including the final 38 contests.
- In the Conference Semifinals, an NBA-record crowd of 40,172 attended game five at the Kingdome, where the Bucks won 108-97. The Sonics ultimately won the series in seven games.

PLAYOFF RECORD:

- Lost to Seattle, Conference Semifinals, 3-4

HONORS:

- Marques Johnson – NBA All-Star Team and All-NBA Second Team
- Quinn Buckner – NBA All-Defensive Second Team
- Sidney Moncrief – NBA All-Rookie Second Team

1979-80 MILWAUKEE BUCKS

REGULAR SEASON DAY-BY-DAY

Gm	Date	Opponent	W-L	Score	Record	Bucks High Scorer	Opp. High Scorer	Atten.
1	10/12	@ Kansas City	L	103-105	0-1	Johnson, 28	Birdsong, 26	7,625
2	10/13	@ Denver	W	125-96	1-1	Meyers, 26	McGinnis, 18	12,554
3	10/15	@ Utah	W	131-107	2-1	Bridgeman, 28	Maravich, 29	7,721
4	10/17	Denver	W	125-97	3-1	Johnson, 27	Issel/Thompson, 25	10,205
5	10/19	Phoenix	W	95-94	4-1	Winters, 18	Westphal, 29	10,938*
6	10/21	Chicago	W	113-111	5-1	Bridgeman, 26	Theus, 25	10,185
7	10/23	@ Phoenix	W	114-108	6-1	Johnson, 32	Robinson, 34	10,538
8	10/25	@ San Diego	W	118-115	7-1	Winters, 23	Free, 30	6,617
9	10/27	Detroit	W	132-118	8-1	Johnson/Bridgeman, 25	McAdoo, 28	10,938*
10	10/31	Los Angeles	W	110-106	9-1	Johnson, 25	Nixon, 24	10,938*
11	11/3	@ Chicago	W	136-134 (OT)	10-1	Johnson, 30	Greenwood, 28	13,882
12	11/4	Seattle	L	101-114	10-2	Johnson/Bridgeman, 20	Williams, 27	10,938*
13	11/6	Philadelphia	L	117-118 (OT)	10-3	Johnson, 29	Erving, 34	10,938*
14	11/8	Portland	W	98-89	11-3	Winters, 24	Brewer, 19	10,938*
15	11/10	San Diego	W	133-104	12-3	Buckner, 40	Williams, 33	10,938*
16	11/13	@ Portland	W	101-92	13-3	Johnson, 34	Brewer, 17	12,666
17	11/14	@ Seattle	L	117-136	13-4	Bridgeman, 24	D. Johnson, 27	18,392
18	11/18	@ San Diego	L	96-112	13-5	Johnson, 34	Taylor, 23	6,342
19	11/21	Atlanta	W	96-93	14-5	Johnson, 25	Drew, 20	10,938*
20	11/22	@ New Jersey	W	117-109	15-5	Bridgeman, 26	Newlin, 20	5,482
21	11/23	@ Detroit	L	100-119	15-6	Winters, 21	Long, 27	12,202
22	11/25	Golden State	W	114-90	16-6	Johnson, 20	Lucas, 19	10,938*
23	11/27	New Jersey	L	93-118	16-7	Washington, 19	Newlin, 35	10,938*
24	11/28	@ Indiana	W	87-79	17-7	Johnson, 19	Hasset, 14	9,168
25	12/1	@ Golden State	W	109-99	18-7	Winters, 33	Short, 24	9,357
26	12/2	@ Los Angeles	L	103-116	18-8	Bridgeman, 30	Nixon, 25	16,027
27	12/3	@ Utah	W	96-89	19-8	Bridgeman, 19	Dantley, 28	9,186
28	12/5	@ Denver	L	107-123	19-9	Johnson/Winters, 23	Issel, 36	15,922
29	12/7	San Antonio	L	105-117	19-10	Johnson, 28	Gervin, 39	10,938*
30	12/9	Boston	L	108-113	19-11	Johnson, 25	Bird, 25	10,938*
31	12/11	Seattle	L	99-103	19-12	Winters, 22	Williams, 35	10,938*
32	12/12	@ Philadelphia	L	91-112	19-13	Bridgeman, 17	Erving, 24	10,932
33	12/14	@ Boston	L	94-97	19-14	Johnson, 30	Maxwell, 27	15,320
34	12/16	Utah	W	104-79	20-14	Johnson, 21	Dantley, 16	10,938*
35	12/20	Kansas City	W	120-109	21-14	Bridgeman, 23	Wedman/Birdsong, 24	10,938*
36	12/23	Phoenix	L	103-106	21-15	Johnson, 22	Westphal, 26	10,938*
37	12/26	Chicago	W	110-101	22-15	Johnson/Bridgeman, 23	Theus, 23	10,938*
38	12/27	@ Washington	L	108-117	22-16	Bridgeman, 27	Ballard, 27	9,693
39	12/29	@ New York	L	105-117	22-17	Bridgeman, 20	Williams/Knight, 22	14,303
40	12/30	Utah	L	88-95	22-18	Johnson, 26	Dantley, 23	10,938*
41	1/3	Indiana	W	106-96	23-18	Meyers, 26	Johnson/Edwards, 25	10,938*
42	1/5	@ Cleveland	W	99-98	24-18	Johnson, 23	Robisch, 28	8,871
43	1/6	Los Angeles	W	113-103	25-18	Meyers, 28	Wilkes, 24	10,938*
44	1/8	@ Chicago	L	102-110	25-19	Johnson, 22	Gilmore/Mengelt, 18	8,256
45	1/9	San Diego	L	107-111	25-20	Meyers, 22	Free, 33	10,938*
46	1/11	New York	W	109-107	26-20	Winters, 23	Cartwright, 20	10,938*
47	1/13	Houston	L	117-121	26-21	Johnson, 30	Malone, 27	10,018
48	1/16	Kansas City	L	108-112	26-22	Johnson, 37	Birdsong, 28	10,938*
49	1/18	Denver	L	111-120	26-23	Johnson, 28	Issel, 29	10,938*
50	1/20	Portland	W	89-88	27-23	Johnson, 19	Brewer, 19	10,938*
51	1/22	@ Utah	L	122-127 (OT)	27-24	Johnson, 31	Dantley, 36	6,562
52	1/23	@ Golden State	W	104-102	28-24	Meyers, 25	Cooper, 27	6,969
53	1/25	@ Phoenix	L	96-110	28-25	Johnson, 32	Robinson, 23	12,660
54	1/27	@ Los Angeles	L	102-112	28-26	Johnson, 25	Johnson, 25	17,505
55	1/29	@ Portland	W	103-96	29-26	Johnson, 29	Jeelani, 20	12,666
56	1/31	@ Seattle	L	101-105	29-27	Johnson, 28	D. Johnson, 23	20,854
57	2/6	Cleveland	W	111-109	30-27	Bridgeman, 23	Mitchell, 26	10,938*
58	2/8	Washington	W	115-90	31-27	Bridgeman, 23	Grevey, 23	10,938*
59	2/10	Phoenix	W	109-107	32-27	Lanier, 23	Davis, 27	10,938*
60	2/13	Chicago	W	111-109	33-27	Bridgeman, 32	Theus, 21	10,938*
61	2/14	Golden State	W	120-103	34-27	Johnson, 25	Smith/Parker, 19	10,938*
62	2/15	@ Houston	W	114-103	35-27	Johnson, 23	Malone, 20	12,290
63	2/17	@ San Antonio	L	134-135	35-28	Winters, 22	Gervin, 42	12,957
64	2/20	@ Atlanta	L	103-106	35-29	Lanier, 23	E. Johnson, 24	12,070
65	2/24	@ Kansas City	W	94-72	36-29	Johnson, 25	Ford, 17	14,546
66	2/26	San Diego	W	122-88	37-29	Cummings, 25	Free, 21	10,938*
67	2/27	@ Phoenix	W	119-110	38-29	Bridgeman, 35	Davis, 24	11,683
68	2/29	@ Los Angeles	W	126-117 (OT)	39-29	Winters, 34	Johnson, 13	16,258
69	3/2	@ San Diego	W	101-98	40-29	Bridgeman, 25	Free, 22	13,841
70	3/4	Los Angeles	L	124-127	40-30	Meyers/Winters, 24	Abdul-Jabbar, 28	10,938*
71	3/5	@ Denver	L	109-112	40-31	Lanier, 32	Issel, 28	11,762
72	3/8	@ Golden State	W	105-80	41-31	Bridgeman, 23	Abernethy, 16	9,952
73	3/12	Seattle	W	112-103	42-31	Bridgeman, 26	Williams, 27	10,938*
74	3/14	Portland	W	120-110	43-31	Bridgeman, 19	Natt, 24	10,938*
75	3/16	Kansas City	W	128-121	44-31	Lanier, 20	Elmore, 23	10,938*
76	3/18	@ Portland	L	122-123	44-32	Johnson, 28	Brewer, 25	12,666
77	3/19	@ Seattle	W	108-106	45-32	Johnson/Lanier, 23	Williams, 39	23,345
78	3/21	Golden State	W	121-93	46-32	Johnson, 19	Townsend, 17	10,938*
79	3/25	@ Chicago	W	122-111	47-32	Bridgeman, 22	Greenwood, 25	6,556
80	3/27	Denver	W	143-95	48-32	Cummings, 30	Wilkerson, 31	10,938*
81	3/28	@ Kansas City	L	114-116	48-33	Meyers, 23	Birdsong/Robinson 18	10,013
82	3/30	Utah	W	107-91	49-33	Bridgeman, 20	Poquette, 16	10,938*

* denotes sellout

GENERAL
INFO

FRONT
OFFICE

PLAYERS

2013-14
SEASON

STATS &
RECORDS

HISTORY

NBA

OPPONENTS

MEDIA

1980-81 MILWAUKEE BUCKS



BACK ROW: Head Coach Don Nelson, Junior Bridgeman, Pat Cummings, Len Elmore, Bob Lanier, Harvey Catchings, Mickey Johnson, Marques Johnson, Assistant Coach John Killilea. **FRONT ROW:** Assistant Coach Garry St. Jean, Assistant Coach Dave Wohl, Mike Evans, Brian Winters, Sidney Moncrief, Quinn Buckner, Trainer Jeff Snedeker.

REGULAR SEASON (60-22) - 1ST, CENTRAL DIVISION - PLAYOFFS (3-4)

PLAYER	G-GS	MIN	FG-FGA	PCT	3FG-FA	PCT	FT-FTA	PCT	OR	DR	TR	AST	PF-DQ	STL	BLK	PTS	AVG
Ma. Johnson	76-75	2542	636-1153	.552	0-9	.000	269-381	.706	225	293	518	346	196-1	115	41	1541	20.3
Bridgeman	77-1	2215	537-1102	.487	3-21	.143	213-241	.884	78	211	289	234	182-2	88	28	1290	16.8
Lanier	67-64	1753	376-716	.525	1-1	1.000	208-277	.751	128	285	413	179	184-0	73	81	961	14.3
Moncrief	80-57	2417	400-739	.541	2-9	.222	320-398	.804	186	220	406	264	156-1	90	37	1122	14.0
Buckner	82-82	2384	471-956	.493	1-6	.167	149-203	.734	88	210	298	384	271-3	197	3	1092	13.3
Mi. Johnson	82-82	2118	379-846	.448	3-18	.167	262-332	.789	183	362	545	286	256-4	94	71	1023	12.5
Winters	69-25	1771	331-697	.475	18-51	.353	119-137	.869	32	108	140	229	185-2	70	10	799	11.6
Cummings	74-6	1084	248-460	.539	0-2	.000	99-140	.707	97	195	292	62	192-4	31	19	595	8.0
Evans	71-0	911	134-291	.460	2-14	.143	50-64	.781	22	65	87	167	114-0	34	4	320	4.5
Catchings	77-18	1635	134-300	.447	0-0	—	59-92	.641	154	319	473	99	284-7	33	184	327	4.2
Elmore	72-0	925	76-212	.358	0-0	—	54-75	.720	68	140	208	69	178-3	37	52	206	2.9
BUCKS	82	19755	3722-7472	.498	30-131	.229	1802-2340	.770	1261	2408	3669	2319	2198-27	862	530	9276	113.1

HIGHLIGHTS:

- Following a divisional realignment, the Bucks began their first year in the Eastern Conference. The Bucks were paired in the Central Division with Atlanta, Chicago, Cleveland, Detroit and Indiana.
- The Bucks finished with a 60-22 record to become the 19th team in the history of the NBA (and fourth Bucks team) to reach the magical 60-win plateau.
- Milwaukee became the 17th team in NBA history to lose no more than two games consecutively.
- The Bucks won 10 in a row early in the season and also set a franchise record with 11 straight road wins from Oct. 18-Nov. 23, 1980.
- Quinn Buckner broke the Bucks season mark for steals with 197 (since broken).
- The Bucks swatted 18 shots vs. Detroit on Nov. 12, 1980, to set a team record which still stands.
- The Bucks averaged 113.1 ppg. tops in the Eastern Conference.
- The Bucks set a team single-game playoff mark with 45 free throws at Philadelphia April 7, 1981.

PLAYOFF RECORD:

- Lost to Philadelphia, Conference Semifinals, 3-4

HONORS:

- Marques Johnson - NBA All-Star Team and All-NBA Second Team
- Quinn Buckner - NBA All-Defensive Second Team

1980-81 MILWAUKEE BUCKS

REGULAR SEASON DAY-BY-DAY

Gm	Date	Opponent	W-L	Score	Record	Bucks High Scorer	Opp. High Scorer	Atten.
1	10/10	@ Philadelphia	W	106-103	1-0	Bridgeman, 21	Erving, 22	15,136
2	10/11	@ New York	L	109-114	1-1	Ma. Johnson, 19	Richardson, 22	17,229
3	10/16	Boston	L	103-110	1-2	Ma. Johnson, 27	Parish, 17	11,052*
4	10/18	@ Cleveland	W	107-105	2-2	Winters, 25	R. Smith, 23	5,103
5	10/19	New Jersey	W	105-93	3-2	Winters, 22	Robinson/Cook, 19	9,514
6	10/21	Cleveland	W	115-95	4-2	Ma. Johnson, 28	Mitchell, 24	8,615
7	10/22	@ Indiana	W	119-105	5-2	Winters/Bridgeman, 24	Bantom, 20	7,138
8	10/25	Chicago	W	109-93	6-2	Ma. Johnson, 21	Greenwood, 21	11,052*
9	10/26	Washington	W	111-88	7-2	Ma. Johnson, 21	Hayes, 17	11,052*
10	10/28	@ Chicago	W	106-99	8-2	Ma. Johnson, 18	Theus, 25	7,828
11	10/29	@ New Jersey	W	132-116	9-2	Bridgeman, 26	Newlin, 22	6,060
12	11/1	@ Atlanta	W	99-93	10-2	Ma. Johnson, 27	Johnson, 22	9,650
13	11/2	Indiana	W	135-121	11-2	Ma. Johnson, 40	Edwards, 23	10,980
14	11/4	Detroit	L	96-98	11-3	Bridgeman, 20	Long, 33	10,489
15	11/8	@ Boston	W	102-101	12-3	Ma. Johnson, 23	Bird, 29	15,320
16	11/9	Philadelphia	L	121-136	12-4	Ma. Johnson, 29	Erving, 33	11,052*
17	11/11	@ Cleveland	W	100-96	13-4	Ma. Johnson, 19	R. Smith, 23	4,686
18	11/12	@ Detroit	W	122-98	14-4	Bridgeman, 27	Long, 23	6,088
19	11/14	New York	W	125-106	15-4	Moncrief, 27	Cartwright, 27	11,052*
20	11/16	Chicago	L	108-114	15-5	Winters, 26	Gilmore, 24	10,998
21	11/18	@ Utah	W	126-93	16-5	Moncrief, 21	Dantley, 29	7,904
22	11/20	@ Portland	W	97-93	17-5	Ma. Johnson, 22	Thompson, 18	12,666
23	11/23	@ Los Angeles	W	110-94	18-5	Ma. Johnson, 24	Wilkes, 27	14,814
24	11/28	Atlanta	W	113-108 (OT)	19-5	Lanier, 29	Collins, 22	11,052*
25	11/29	@ Washington	L	89-98	19-6	Ma. Johnson, 19	Unsel, 20	9,628
26	11/30	Boston	W	107-105	20-6	Bridgeman, 25	Parish, 26	11,052*
27	12/2	Utah	W	119-108	21-6	Ma. Johnson, 21	Dantley, 30	11,052*
28	12/5	Indiana	W	102-100	22-6	Lanier, 29	Bantom, 25	11,052*
29	12/6	@ New York	L	94-104	22-7	Bridgeman, 21	Cartwright, 24	16,313
30	12/9	@ Boston	L	89-112	22-8	Ma. Johnson, 27	Maxwell, 23	15,320
31	12/11	New York	W	119-107	23-8	Ma. Johnson/Buckner, 22	Woodson, 22	11,052*
32	12/13	@ Atlanta	L	119-122	23-9	Ma. Johnson, 31	Drew, 21	9,575
33	12/14	San Antonio	W	115-98	24-9	Lanier, 25	Gervin, 19	11,052*
34	12/17	@ New Jersey	L	112-115	24-10	Ma. Johnson, 24	Lucas, 31	6,459
35	12/18	Detroit	W	121-104	25-10	Buckner, 22	Hubbard, 22	10,950
36	12/19	@ Chicago	L	106-129	25-11	Ma. Johnson, 24	Sobers, 24	6,194
37	12/21	Houston	W	123-91	26-11	Moncrief, 24	Murphy, 18	11,052*
38	12/27	Dallas	W	112-96	27-11	Moncrief/Bridgeman, 17	Robinzine, 16	11,052*
39	12/30	@ Washington	W	115-94	28-11	Ma. Johnson, 32	Hayes, 23	7,825
40	1/4	San Diego	W	128-95	29-11	Bridgeman, 25	Williams, 20	11,052*
41	1/6	New Jersey	W	102-86	30-11	Bridgeman, 31	Robinson/Newlin, 20	11,052*
42	1/8	Atlanta	W	98-95	31-11	Bridgeman, 26	Drew, 20	11,052*
43	1/10	@ Indiana	L	102-106	31-12	Ma. Johnson, 21	Knight, 21	14,505
44	1/11	Phoenix	W	123-109	32-12	Ma. Johnson, 28	Robinson, 24	11,052*
45	1/13	@ Detroit	W	119-106	33-12	Ma. Johnson, 24	Herron, 23	4,178
46	1/15	Philadelphia	W	113-110	34-12	Ma. Johnson, 24	Erving, 28	11,052*
47	1/16	Kansas City	W	118-112 (OT)	35-12	Bridgeman, 25	Wedman, 25	11,052*
48	1/18	Portland	W	110-103	36-12	Moncrief, 21	Thompson, 23	11,052*
49	1/21	@ Golden State	W	105-98	37-12	Bridgeman, 23	Free, 26	13,239
50	1/23	@ Phoenix	L	122-131	37-13	Ma. Johnson, 26	Davis, 26	12,660
51	1/24	@ San Diego	W	121-117	38-13	Ma. Jnsr/Bridgeman, 29	Bryant, 30	8,742
52	1/28	@ Seattle	W	119-110	39-13	Ma. Johnson, 24	Sikma, 19	16,409
53	1/29	@ Denver	L	118-131	39-14	Bridgeman, 25	English, 26	9,845
54	2/3	Indiana	L	99-108	39-15	Ma. Johnson, 27	Knight, 24	11,052*
55	2/5	Boston	W	113-103	40-15	Ma. Johnson, 20	Archibald, 20	11,052*
56	2/6	@ Cleveland	W	103-99	41-15	Moncrief, 21	Mitchell, 30	7,179
57	2/9	Chicago	W	128-109	42-15	Bridgeman, 27	Greenwood, 20	11,052*
58	2/11	@ Indiana	W	107-101	43-15	Bridgeman, 30	Orr, 21	11,817
59	2/13	Golden State	L	106-110	43-16	Ma. Johnson, 26	Free, 28	11,052*
60	2/14	@ Houston	W	117-112	44-16	Bridgeman, 25	Malone, 24	10,568
61	2/15	@ San Antonio	L	108-110	44-17	Ma. Johnson, 22	Gervin, 33	11,236
62	2/17	@ Dallas	W	114-106	45-17	Ma. Johnson, 20	Davis, 24	7,068
63	2/20	@ Kansas City	L	109-112	45-18	Buckner, 31	Birdsong, 31	11,046
64	2/22	@ Washington	W	102-93	46-18	Moncrief, 25	Porter, 24	9,823
65	2/25	Los Angeles	W	126-108	47-18	Lanier, 29	Abdul-Jabbar, 29	11,052*
66	3/1	Washington	W	137-107	48-18	Ma. Johnson, 21	Ballard, 21	11,052*
67	3/3	Detroit	W	115-98	49-18	Ma. Johnson, 23	Tyler/Mokeski, 18	11,052*
68	3/5	Atlanta	W	107-91	50-18	Buckner, 24	Crisp, 19	11,052*
69	3/6	@ New York	W	122-111	51-18	Bridgeman, 34	Richardson, 22	15,700
70	3/8	@ Philadelphia	L	100-123	51-19	Ma. Johnson, 22	Toney, 28	15,994
71	3/9	Cleveland	W	113-100	52-19	Cummings, 30	Mitchell, 30	11,052*
72	3/11	@ Boston	L	108-122	52-20	Moncrief, 19	Bird, 28	15,320
73	3/12	Denver	W	131-113	53-20	Ma. Johnson, 23	Issel, 27	11,052*
74	3/13	Philadelphia	W	120-104	54-20	Ma. Johnson, 29	Erving, 25	11,052*
75	3/15	Seattle	W	132-108	55-20	Winters, 19	V. Johnson, 27	11,052*
76	3/17	@ Chicago	L	106-116	55-21	Ma. Johnson, 20	Gilmore, 30	10,832
77	3/18	New York	L	103-116	55-22	Bridgeman, 27	Richardson, 28	11,052*
78	3/20	@ Detroit	W	104-86	56-22	Winters, 16	Benson, 19	14,492
79	3/22	@ New Jersey	W	125-116	57-22	Moncrief, 23	Robinson, 20	8,402
80	3/24	New Jersey	W	131-107	58-22	Ma. Johnson, 20	Newlin, 19	11,052*
81	3/26	Cleveland	W	137-109	59-22	Bridgeman, 25	Washington, 21	11,052*
82	3/29	@ Atlanta	W	132-128 (OT)	60-22	Moncrief, 26	Hawes, 32	7,021

* denotes sellout

GENERAL
INFO

FRONT
OFFICE

PLAYERS

2013-14
SEASON

STATS &
RECORDS

HISTORY

NBA

OPPONENTS

MEDIA

1981-82 MILWAUKEE BUCKS



BACK ROW: Head Coach Don Nelson, Pat Cummings, Geoff Crompton, Bob Lanier, Alton Lister, Harvey Catchings, Mickey Johnson, Assistant Coach John Killilea. **FRONT ROW:** Assistant Coach Dave Wohl, Assistant Coach Garry St. Jean, Scott May, Brian Winters, Marques Johnson, Junior Bridgeman, Sidney Moncrief, Quinn Buckner, Trainer Jeff Snedeker.

REGULAR SEASON (55-27) - 1ST, CENTRAL DIVISION - PLAYOFFS (2-4)

PLAYER	G-GS	MIN	FG-FGA	PCT	3FG-FA	PCT	FT-FTA	PCT	OR	DR	TR	AST	PF-DQ	STL	BLK	PTS	AVG
Moncrief	80-80	2980	556-1063	.523	1-14	.071	468-573	.817	221	313	534	382	206-3	138	22	1581	19.8
Ma. Johnson	60-52	1900	404-760	.532	0-4	.000	182-260	.700	153	211	364	213	142-1	59	35	990	16.5
Winters	61-13	1829	404-806	.501	36-93	.387	123-156	.788	51	119	170	253	187-1	57	9	967	15.9
Lanier	74-72	1986	407-729	.558	0-2	.000	182-242	.752	92	296	388	219	211-3	72	56	996	13.5
Buckner	70-70	2156	396-822	.482	4-15	.267	110-168	.655	77	173	250	328	218-2	174	3	906	12.9
Mi. Johnson	76-71	1934	372-757	.491	1-7	.143	233-291	.801	133	321	454	215	240-4	72	45	978	12.9
Bridgeman	41-4	924	209-433	.483	4-9	.444	89-103	.864	37	88	125	109	91-0	28	3	511	12.5
May	65-7	1187	212-417	.508	0-4	.000	159-193	.824	85	133	218	133	151-2	50	6	583	9.0
Smith	17-1	316	52-110	.473	2-10	.200	10-12	.833	1	13	14	44	35-0	10	1	116	6.8
Cummings	78-7	1132	219-430	.509	0-2	.000	67-91	.736	61	184	245	99	227-6	22	9	505	6.5
Dandridge	11-0	174	21-55	.382	0-0	—	10-17	.588	4	13	17	13	25-0	5	2	52	4.7
Lister	80-23	1186	149-287	.519	0-0	—	64-123	.520	108	279	387	84	239-4	18	118	362	4.5
Stacom	7-0	90	14-34	.412	1-2	.500	1-2	.500	2	5	7	7	6-0	1	0	30	4.3
Holland (TOT)	14-3	194	27-78	.346	0-3	.000	3-6	.500	6	7	13	18	13-0	11	1	57	4.1
Holland (MIL)	1-0	9	0-5	.000	0-0	—	0-2	.000	0	0	0	2	1-0	0	0	0	0.0
Evans	14-0	196	24-51	.471	0-2	.000	8-12	.667	3	9	12	22	26-1	9	0	56	4.0
Catchings	80-9	1603	94-224	.420	0-0	—	41-69	.594	129	227	356	97	237-3	42	134	229	2.9
Crompton	35-1	203	11-32	.344	0-0	—	6-15	.400	10	31	41	13	39-0	6	12	28	0.8
BUCKS	82	19805	3544-7015	.505	49-164	.299	1753-2329	.753	1167	2415	3582	2233	2281-30	763	455	8890	108.4

HIGHLIGHTS:

- The Bucks captured their third straight division title and second consecutive Central Division title. Milwaukee posted the largest season-ending division lead in the NBA (13 games).
- Milwaukee overcame an 18-game holdout by All-Star Marques Johnson at the start of the season and weathered the storm of 114 player games missed due to injury.
- Sidney Moncrief earned his first berth on the All-Star squad. Center Bob Lanier also made the All-Star squad.
- The Bucks scored a team record 166 points, including a team record 97 in the first half, vs. San Antonio March 6, 1982 in a classic 3-overtime thriller.
- Alton Lister tied the Bucks playoff mark for blocked shots in a game with 7 at Philadelphia May 5, 1982.

PLAYOFF RECORD:

- Lost to Philadelphia, Conference Semifinals, 2-4

HONORS:

- Sidney Moncrief - NBA All-Star Team, All-NBA Second Team and NBA All-Defensive Team
- Bob Lanier - NBA All-Star Team
- Quinn Buckner - NBA All-Defensive Second Team

1981-82 MILWAUKEE BUCKS

REGULAR SEASON DAY-BY-DAY

Gm	Date	Opponent	W-L	Score	Record	Bucks High Scorer	Opp. High Scorer	Atten.
1	10/30	@ Detroit	L	113-118	0-1	Moncrief, 22	Thomas, 31	9,182
2	10/31	Boston	W	119-103	1-1	Moncrief, 29	Parish, 23	11,052*
3	11/5	Washington	W	98-90	2-1	Winters, 25	Mahorn, 20	10,575
4	11/7	San Diego	W	105-102	3-1	Winters, 22	Chambers, 35	11,052*
5	11/10	@ Atlanta	L	83-94	3-2	Mi. Johnson, 20	Roundfield, 26	6,123
6	11/11	@ New Jersey	W	100-88	4-2	Lanier, 20	O'Koren, 14	12,971
7	11/13	New York	W	95-85	5-2	Buckner, 21	Russell, 21	11,052*
8	11/15	Cleveland	W	98-96	6-2	Moncrief, 28	Silas, 21	8,257
9	11/17	@ Washington	W	99-95	7-2	Buckner, 17	Lucas, 18	6,203
10	11/18	@ Philadelphia	L	100-102	7-3	Moncrief, 27	Erving, 28	12,785
11	11/20	@ Boston	L	89-112	7-4	Moncrief, 14	Bird, 20	15,320
12	11/21	@ New York	L	112-118	7-5	Moncrief, 34	Lucas, 19	13,237
13	11/24	Detroit	W	103-95	8-5	Lanier/Buckner, 24	Long, 21	10,275
14	11/27	Golden State	L	96-113	8-6	Moncrief/Bridgeman, 19	Free, 28	11,052*
15	11/29	San Antonio	W	105-89	9-6	Bridgeman, 26	Gervin, 33	10,602
16	12/1	@ Cleveland	W	126-110	10-6	Moncrief, 39	Mitchell, 29	4,076
17	12/4	Atlanta	W	97-80	11-6	Moncrief/Bridgeman, 19	Hawes/McMillen, 15	10,302
18	12/5	@ Detroit	W	111-108	12-6	Buckner/Moncrief, 20	Trippucka, 30	15,289
19	12/9	Houston	W	89-83	13-6	Moncrief, 20	Malone, 20	10,960
20	12/11	Indiana	W	103-100 (OT)	14-6	Winters, 27	Knight, 19	10,782
21	12/12	@ New York	W	104-86	15-6	Bridgeman, 24	Richardson, 25	10,608
22	12/13	Philadelphia	W	127-108	16-6	Moncrief, 25	Erving, 27	11,052*
23	12/15	@ Indiana	W	104-96	17-6	Moncrief, 25	Knight, 20	6,722
24	12/18	New Jersey	L	88-100	17-7	Bridgeman, 19	R. Williams, 22	10,006
25	12/22	Kansas City	L	101-106	17-8	Moncrief, 19	King, 23	10,988
26	12/26	@ Cleveland	W	109-102	18-8	Lanier, 23	Brewer, 31	6,126
27	12/27	Chicago	W	108-96	19-8	Moncrief, 28	Theus, 21	11,052*
28	12/29	@ Indiana	W	107-96	20-8	Moncrief, 24	Davis, 20	9,106
29	12/30	Washington	W	107-103	21-8	Winters, 29	F. Johnson, 21	10,918
30	1/2	@ Chicago	W	128-121	22-8	Buckner, 24	3 players, 23	9,251
31	1/3	Denver	L	122-128	22-9	Ma. Johnson, 21	English, 38	11,052*
32	1/5	New York	L	102-112	22-10	Buckner/Bridgeman, 18	Williams, 34	9,887
33	1/6	@ New Jersey	W	109-95	23-10	Buckner, 22	B. Williams, 18	12,483
34	1/8	Atlanta	L	88-90	23-11	Moncrief, 25	E. Johnson, 21	11,052*
35	1/10	Los Angeles	W	118-107	24-11	Buckner, 27	E. Johnson, 28	11,052*
36	1/13	@ Philadelphia	W	111-107	25-11	Moncrief, 26	Erving, 25	10,786
37	1/15	Boston	W	122-118	26-11	Lanier, 26	Bird, 29	11,052*
38	1/17	Detroit	L	103-108	26-12	Ma. Johnson, 27	Long, 22	11,052*
39	1/20	@ Dallas	L	104-109	26-13	Winters, 20	Vincent, 21	10,058
40	1/22	@ Denver	W	131-125	27-13	Winters, 40	English, 33	12,315
41	1/23	@ Golden State	L	113-119	27-14	Moncrief, 28	Free, 36	13,239
42	1/26	@ Los Angeles	W	96-94	28-14	Ma. Johnson, 32	Wilkes, 18	16,042
43	1/28	@ Utah	W	119-101	29-14	May, 27	Dantley, 32	7,427
44	2/3	Chicago	W	113-98	30-14	Winters, 25	Woolridge, 23	10,920
45	2/5	Dallas	W	117-92	31-14	Moncrief/Winters, 19	Blackman, 17	11,052*
46	2/7	Phoenix	W	107-92	32-14	May/Winters, 23	Davis, 18	11,052*
47	2/9	@ Indiana	W	108-101	33-14	Moncrief/Ma. Johnson, 19	Carter, 18	6,156
48	2/11	Portland	W	116-105	34-14	Winters, 20	Thompson, 25	10,290
49	2/13	@ Chicago	W	120-90	35-14	Buckner/Winters, 18	Theus, 29	8,722
50	2/14	@ Cleveland	W	125-97	36-14	Ma. Johnson, 30	Carr, 22	5,719
51	2/17	Indiana	W	104-93	37-14	Winters, 24	Knight, 17	10,787
52	2/19	Cleveland	W	106-88	38-14	Moncrief, 26	Silas, 31	11,052*
53	2/21	@ Kansas City	W	110-104	39-14	Ma. Johnson, 28	S. Johnson, 24	6,010
54	2/23	@ New York	L	110-113	39-15	Ma. Johnson, 22	Newlin, 23	9,525
55	2/24	@ New Jersey	W	113-106	40-15	Ma. Johnson, 21	R. Williams, 26	12,068
56	2/28	@ Boston	L	102-106	40-16	Ma. Johnson/Lanier, 18	Maxwell, 31	15,320
57	3/2	Detroit	W	101-91	41-16	Winters, 21	Laimbeer, 19	11,052*
58	3/3	@ Atlanta	W	96-87	42-16	Moncrief, 23	Rollins, 20	6,640
59	3/6	@ San Antonio	L	166-171 (3OT)	42-17	Winters, 42	Gervin, 50	11,764
60	3/8	@ Atlanta	L	95-98	42-18	Mi. Johnson, 25	Roundfield/E. Johnson, 24	5,372
61	3/9	@ Houston	L	91-103	42-19	Bridgeman, 21	Malone, 28	15,515
62	3/10	Chicago	L	98-101	42-20	Moncrief, 24	Gilmore, 23	10,819
63	3/12	Seattle	L	110-112	42-21	Mi. Johnson, 35	Williams, 30	11,052*
64	3/14	Utah	W	129-100	43-21	Moncrief, 22	Dantley, 19	11,052*
65	3/16	Philadelphia	W	106-91	44-21	Moncrief, 32	Toney, 27	11,052*
66	3/19	Cleveland	W	119-97	45-21	Winters, 22	Hubbard, 18	11,052*
67	3/21	New Jersey	W	102-86	46-21	Ma. Johnson, 21	R. Williams, 19	11,052*
68	3/23	@ Portland	W	109-104	47-21	Moncrief, 25	Thompson, 37	12,666
69	3/24	@ Seattle	L	97-99	47-22	Ma. Johnson/Moncrief, 24	Sikma, 22	23,062
70	3/26	@ Phoenix	L	112-113	47-23	Moncrief, 32	D. Johnson, 25	13,730
71	3/27	@ San Diego	W	128-99	48-23	Ma. Johnson, 27	Brogan, 20	4,825
72	3/30	Philadelphia	W	116-114 (OT)	49-23	Moncrief, 23	Erving, 28	11,052*
73	4/1	Atlanta	W	117-113	50-23	Ma. Johnson, 30	Drew, 27	10,620
74	4/2	@ Chicago	W	114-105	51-23	Ma./Mi. Johnson, 34	Lester, 17	7,112
75	4/4	Indiana	W	129-115	52-23	Ma. Johnson/Moncrief, 28	Buse, 19	11,052*
76	4/6	Boston	W	122-116	53-23	Lanier/Moncrief, 26	McHale, 27	11,052*
77	4/9	@ Detroit	W	118-100	54-23	Moncrief, 35	Long, 27	15,047
78	4/10	@ Washington	L	114-115	54-24	Moncrief, 25	Mahorn, 24	9,728
79	4/13	Washington	L	99-109	54-25	Moncrief, 21	Collins, 32	11,052*
80	4/14	@ Boston	L	91-100	54-26	Ma. Johnson, 26	McHale, 20	15,320
81	4/16	New York	W	112-99	55-26	Ma. Johnson/Moncrief, 24	Cartwright, 19	11,052*
82	4/18	@ Philadelphia	L	86-110	55-27	Lister, 17	Erving, 18	14,571

* denotes sellout

GENERAL
INFO

FRONT
OFFICE

PLAYERS

2013-14
SEASON

STATS &
RECORDS

HISTORY

NBA

OPPONENTS

MEDIA

1982-83 MILWAUKEE BUCKS



BACK ROW: Head Coach Don Nelson, Marques Johnson, Bob Lanier, Alton Lister, Paul Mokeski, Dave Cowens, Harvey Catchings, Assistant Coach John Killilea. **MIDDLE ROW:** Sidney Moncrief, Brian Winters, Junior Bridgeman, Assistant Coach Garry St. Jean, Steve Mix, Paul Pressey, Phil Ford. **FRONT KNEELING:** Charlie Criss. **NOT PICTURED:** Trainer Jeff Snedeker.

REGULAR SEASON (51-31) - 1ST, CENTRAL DIVISION - PLAYOFFS (5-4)

PLAYER	G-GS	MIN	FG-FGA	PCT	3FG-FA	PCT	FT-FTA	PCT	OR	DR	TR	AST	PF-DQ	STL	BLK	PTS	AVG
Moncrief	76-76	2710	606-1156	.524	1-10	.100	499-604	.826	192	245	437	300	180-1	113	23	1712	22.5
Ma. Johnson	80-80	2853	723-1420	.509	4-20	.200	264-359	.735	196	366	562	363	211-0	100	56	1714	21.4
Bridgeman	70-5	1855	421-856	.492	1-13	.077	164-196	.837	44	202	246	207	155-0	40	9	1007	14.4
M. Johnson	6-0	153	30-66	.455	0-2	.000	7-9	.778	9	16	25	11	22-0	1	2	67	11.2
Lanier	39-35	978	163-332	.491	0-1	.000	91-133	.684	58	142	200	105	125-2	34	24	417	10.7
Winters	57-12	1361	255-587	.434	22-68	.324	73-85	.859	35	75	110	156	132-2	45	4	605	10.6
Lister	80-37	1885	272-514	.529	0-0	—	130-242	.537	168	400	568	111	328-18	50	177	674	8.4
Cowens	40-34	1014	136-306	.444	0-2	.000	52-63	.825	73	201	274	82	137-4	30	15	324	8.1
Ford (TOT)	77-63	1610	213-445	.479	1-9	.111	97-123	.789	18	85	103	290	190-2	52	3	524	6.8
Ford (MIL)	70-56	1447	193-410	.471	1-8	.125	90-113	.796	18	78	96	252	168-2	46	3	477	6.8
Pressey	79-18	1528	213-466	.457	1-9	.111	105-176	.597	83	198	281	207	174-2	99	47	532	6.7
Criss	66-0	922	169-375	.451	6-31	.194	68-76	.895	14	65	79	127	44-0	27	0	412	6.2
Mix	57-20	792	133-273	.487	1-4	.250	74-87	.851	37	99	136	68	70-0	33	3	341	6.0
Mokeski (TOT)	73-19	1128	119-260	.458	0-1	.000	50-68	.735	76	184	260	49	223-9	21	44	288	3.9
Mokeski (MIL)	50-1	589	64-139	.460	0-1	.000	34-42	.810	29	93	122	23	138-3	9	21	162	3.2
Hill	14-3	169	14-26	.538	0-0	—	18-22	.818	5	15	20	27	20-0	9	0	46	3.3
Catchings	74-33	1554	90-197	.457	0-0	—	62-92	.674	132	276	408	77	224-4	26	148	242	3.3
Pellom (TOT)	6-0	29	6-16	.375	0-0	—	0-0	—	2	6	8	1	3-0	0	0	12	2.0
Pellom (MIL)	4-0	20	4-10	.400	0-0	—	0-0	—	2	6	8	0	3-0	0	0	8	2.0
BUCKS	82	19830	3486-7133	.489	37-169	.219	1731-2299	.753	1095	2477	3572	2116	2131-38	662	532	8740	106.6

HIGHLIGHTS:

- Don Nelson earned NBA Coach of the Year honors, guiding the team to a fourth straight division title.
- Sidney Moncrief was named the NBA Defensive Player of the Year and earned a spot on the All-NBA team while leading the club in scoring (22.5 ppg).
- The Bucks set a franchise record by blocking 532 shots (since broken) and committing a franchise low 1,421 turnovers on the season (since broken).
- The Bucks handed eventual champion Philadelphia their only playoff loss of the postseason.

PLAYOFF RECORD:

- Beat Boston, Conference Semifinals, 4-0
- Lost to Philadelphia, Conference Finals, 1-4

HONORS:

- Sidney Moncrief - NBA All-Star Team, NBA Defensive Player of the Year, All-NBA Team and NBA All-Defensive Team
- Marques Johnson - NBA All-Star Team
- Don Nelson - NBA Coach of the Year

1982-83 MILWAUKEE BUCKS

REGULAR SEASON DAY-BY-DAY

Gm	Date	Opponent	W-L	Score	Record	Bucks High Scorer	Opp. High Scorer	Atten.
1	10/30	New York	W	108-86	1-0	Bridgeman, 20	Orr, 22	11,052*
2	10/31	@ Cleveland	W	119-95	2-0	Bridgeman, 17	Robinson, 18	6,622
3	11/2	@ Kansas City	L	112-119	2-1	Moncrief, 37	E. Johnson, 34	7,442
4	11/4	@ Atlanta	W	104-100	3-1	Ma. Johnson, 20	Roundfield, 30	8,895
5	11/5	San Diego	W	130-99	4-1	Ma. Johnson, 20	Cummings, 19	10,685
6	11/7	Seattle	L	90-102	4-2	Moncrief, 27	Shelton/Brown, 20	10,975
7	11/10	@ Boston	W	105-101	5-2	Moncrief, 27	Bird, 28	15,320
8	11/12	@ Detroit	L	100-111	5-3	Moncrief, 22	Thomas, 28	17,147
9	11/14	Boston	L	98-100	5-4	Moncrief, 22	Bird, 20	11,052*
10	11/16	Indiana	W	115-103	6-4	Ma. Johnson, 32	Williams, 20	10,620
11	11/18	@ New York	W	89-77	7-4	Moncrief, 19	King, 27	10,222
12	11/19	@ Philadelphia	L	109-121	7-5	Ma. Johnson, 19	Schoene, 25	18,482
13	11/21	@ Indiana	W	109-98	8-5	Ma. Johnson, 29	Carter, 20	4,202
14	11/24	Utah	W	119-106	9-5	Ma. Johnson, 34	Dantley, 30	9,385
15	11/27	New York	W	109-96	10-5	Janier, 26	King, 27	11,052*
16	11/28	@ Boston	L	109-124	10-6	Bridgeman, 27	Bird, 37	15,320
17	11/30	Cleveland	W	88-78	11-6	Bridgeman, 20	Wedman, 16	8,765
18	12/1	@ Indiana	W	125-105	12-6	Ma. Johnson, 30	Kellogg, 16	5,850
19	12/3	Boston	W	115-112	13-6	Ma. Johnson, 28	McHale, 30	11,052*
20	12/5	@ New Jersey	L	103-108	13-7	Bridgeman, 22	Mi. Johnson, 20	11,016
21	12/8	Chicago	L	101-111	13-8	Moncrief, 21	Theus, 32	9,185
22	12/10	@ Atlanta	W	104-83	14-8	Ma. Johnson/Moncrief, 24	Wilkins, 17	7,864
23	12/12	Indiana	W	120-108	15-8	Ma. Johnson, 26	Williams, 22	8,895
24	12/15	Denver	L	98-113	15-9	Ma. Johnson, 25	English, 33	9,085
25	12/17	Chicago	W	115-93	16-9	Bridgeman, 30	Theus, 23	9,206
26	12/19	San Antonio	W	113-98	17-9	Moncrief, 27	Mitchell/Gilmore, 22	10,302
27	12/21	@ New York	L	94-101 (OT)	17-10	Bridgeman, 25	King, 21	8,520
28	12/23	Atlanta	W	101-90	18-10	Moncrief, 31	Roundfield, 22	10,704
29	12/26	Detroit	W	106-96	19-10	Ma. Johnson, 30	Thomas, 32	10,918
30	12/28	@ Chicago	W	113-103	20-10	Moncrief, 28	Dailey, 19	7,680
31	12/29	@ Washington	L	87-94	20-11	Moncrief, 24	Ballard, 23	9,014
32	12/30	Dallas	W	111-99	21-11	Ma. Johnson, 32	Vincent, 19	11,052*
33	1/2	Houston	W	103-82	22-11	Moncrief, 24	Bailey, 21	10,039
34	1/4	New Jersey	L	95-102	22-12	Moncrief, 24	Cook/Williams, 22	9,950
35	1/7	Detroit	W	109-92	23-12	Ma. Johnson/Moncrief, 23	Jones, 17	11,052*
36	1/9	Phoenix	W	106-96	24-12	Moncrief, 24	Adams, 19	10,108
37	1/12	@ Philadelphia	L	121-122	24-13	Bridgeman, 29	Malone, 30	16,199
38	1/13	Cleveland	W	110-100	25-13	Moncrief, 30	Free, 22	9,974
39	1/15	@ Chicago	W	128-126 (2OT)	26-13	Ma. Johnson, 34	Corzine, 27	7,247
40	1/16	Golden State	W	109-108	27-13	Moncrief, 34	Carroll, 36	9,011
41	1/19	@ Detroit	L	106-107	27-14	Moncrief, 31	Trippucka, 24	11,101
42	1/21	Washington	W	111-104	28-14	Ma. Johnson, 35	Ballard, 23	10,845
43	1/23	Philadelphia	W	107-96	29-14	Moncrief, 30	Malone/Toney, 21	11,052*
44	1/25	@ San Diego	W	115-102	30-14	Ma. Johnson, 33	Cummings, 25	5,063
45	1/26	@ Los Angeles	L	113-115	30-15	Ma. Johnson, 30	Abdul-Jabbar, 29	17,505
46	1/29	@ Golden State	L	102-110	30-16	Moncrief, 29	Short, 32	11,671
47	2/1	@ Portland	W	115-99	31-16	Moncrief, 33	Natt, 22	12,666
48	2/2	@ Seattle	L	114-117	31-17	Moncrief, 34	Thompson, 22	10,158
49	2/4	@ Utah	W	122-110	32-17	Ma. Johnson, 27	Drew, 33	8,577
50	2/9	@ Cleveland	L	94-104	32-18	Moncrief, 28	Free, 32	2,088
51	2/10	Portland	W	102-92	33-18	Moncrief, 28	Paxson, 22	9,765
52	2/16	Detroit	W	126-121 (OT)	34-18	Ma. Johnson, 39	Trippucka, 27	11,052*
53	2/18	Indiana	W	121-95	35-18	Ma. Johnson, 20	Knight/Schoene, 14	11,052*
54	2/20	New Jersey	W	109-108	36-18	Moncrief, 31	Birdsong, 20	11,052*
55	2/22	@ Phoenix	L	105-112	36-19	Bridgeman, 20	Davis, 29	12,908
56	2/24	@ Houston	W	114-103	37-19	Moncrief, 42	Bailey, 26	7,365
57	2/26	@ San Antonio	W	107-104	38-19	Moncrief, 34	Gervin, 22	12,439
58	3/1	@ Washington	W	101-99	39-19	Moncrief, 33	Ruland, 25	6,781
59	3/2	Los Angeles	L	117-127	39-20	Lister, 27	E. Johnson, 34	11,052*
60	3/4	@ Dallas	W	108-102	40-20	Moncrief, 31	Aguirre, 35	17,134
61	3/5	@ Denver	L	120-126	40-21	Ford, 21	Vandeweghe, 36	17,065
62	3/9	Atlanta	W	109-100	41-21	Moncrief, 39	Glenn, 18	10,897
63	3/11	Kansas City	W	108-100	42-21	Ma. Johnson, 27	E. Johnson, 30	11,052*
64	3/13	Cleveland	W	117-83	43-21	Moncrief, 15	Free, 19	10,035
65	3/16	New York	L	93-105	43-22	Moncrief, 19	King/Williams, 15	9,584
66	3/18	@ Detroit	L	99-103 (OT)	43-23	Ma. Johnson, 23	Trippucka, 29	18,057
67	3/19	Philadelphia	L	97-105	43-24	Winters, 20	Malone, 31	11,052*
68	3/20	New Jersey	W	107-92	44-24	Winters, 30	King, 26	9,565
69	3/22	Boston	W	116-108	45-24	Ma. Johnson, 29	Bird, 20	11,052*
70	3/23	@ Philadelphia	L	101-104 (OT)	45-25	Ma. Johnson, 24	Malone, 25	17,842
71	3/25	Washington	L	96-97	45-26	Ma. Johnson/Winters, 17	Sobers, 29	10,903
72	3/26	@ New York	W	89-81	46-26	Pressey, 23	King, 21	13,059
73	3/29	@ Washington	L	81-94	46-27	Moncrief, 16	F. Johnson/Ruland, 24	6,957
74	4/1	@ Boston	L	83-97	46-28	Moncrief, 17	Parish, 20	15,320
75	4/2	@ New Jersey	W	105-103	47-28	Moncrief, 24	Richardson, 27	14,187
76	4/5	Philadelphia	W	108-116	47-29	Bridgeman, 31	Malone, 34	11,052*
77	4/7	@ Cleveland	W	100-87	48-29	Moncrief, 21	Hubbard, 16	2,441
78	4/9	@ Chicago	W	115-104	49-29	Moncrief, 27	Corzine, 23	4,924
79	4/10	Chicago	W	121-91	50-29	Ma. Johnson, 28	Higgins, 17	10,185
80	4/13	@ Indiana	L	90-113	50-30	Moncrief/Winters, 17	Knight, 21	3,388
81	4/14	Washington	W	97-90	51-30	Ma. Johnson, 26	Ruland, 26	10,202
82	4/16	@ Atlanta	L	79-96	51-31	Ma. Johnson, 27	Glenn, 25	9,101

* denotes sellout

GENERAL
INFO

FRONT
OFFICE

PLAYERS

2013-14
SEASON

STATS &
RECORDS


HISTORY

NBA

OPPONENTS

MEDIA

1983-84 MILWAUKEE BUCKS



BACK ROW: Assistant Coach Mike Schuler, Harvey Catchings, Bob Lanier, Randy Breuer, Alton Lister, Paul Mokeski, Marques Johnson, Assistant Coach Garry St. Jean. **FRONT ROW:** Head Coach Don Nelson, Lorenzo Romar, Sidney Moncrief, Kevin Grevey, Junior Bridgeman, Paul Pressey, Nate Archibald, Trainer Jeff Snedeker.

REGULAR SEASON (50-32) - 1ST, CENTRAL DIVISION - PLAYOFFS (8-8)

PLAYER	G-GS	MIN	FG-FGA	PCT	3FG-FA	PCT	FT-FTA	PCT	OR	DR	TR	AST	PF-DQ	STL	BLK	PTS	AVG
Moncrief	79-79	3075	560-1125	.498	5-18	.278	529-624	.848	215	313	528	358	204-2	108	27	1654	20.9
Johnson	74-74	2715	646-1288	.502	2-13	.154	241-340	.709	173	307	480	315	194-1	115	45	1535	20.7
Bridgeman	81-10	2431	509-1094	.465	6-31	.194	196-243	.807	80	252	332	265	224-2	53	14	1220	15.1
Lanier	72-72	2007	392-685	.572	0-3	.000	194-274	.708	141	314	455	186	228-8	58	51	978	13.6
Dunleavy	17-12	404	70-127	.551	19-45	.422	32-40	.800	6	22	28	78	51-0	12	1	191	11.2
Pressey	81-18	1730	276-528	.523	2-9	.222	120-200	.600	102	180	282	252	241-6	86	50	674	8.3
Lister	82-72	1955	256-512	.500	0-0	—	114-182	.626	156	447	603	110	327-11	41	140	626	7.6
Archibald	46-46	1038	136-279	.487	4-18	.222	64-101	.634	16	60	76	160	78-0	33	0	340	7.4
Grevey	64-3	923	178-395	.451	15-53	.283	75-84	.893	30	51	81	75	95-0	27	4	446	7.0
Romar (TOT)	68-9	1022	161-351	.459	4-33	.121	67-94	.713	21	72	93	193	77-0	55	8	393	5.8
Romar (MIL)	65-9	1007	159-346	.460	4-32	.125	65-90	.722	21	71	92	192	76-0	55	8	387	6.0
Criss	6-0	107	11-30	.367	1-6	.167	7-11	.636	2	7	9	17	7-0	5	0	30	5.0
Mokeski	68-4	838	102-213	.479	1-3	.333	50-72	.694	51	115	166	44	168-1	11	29	255	3.8
Breuer	57-8	472	68-177	.384	0-0	—	32-46	.696	48	61	109	17	98-1	11	38	168	2.9
Catchings	69-3	1156	61-153	.399	0-1	.000	22-42	.524	89	182	271	43	172-3	25	81	144	2.1
White	8-0	45	7-17	.412	0-0	—	2-5	.400	5	3	8	1	3-0	2	1	16	2.0
Townes	2-0	2	1-1	1.000	0-0	—	0-0	—	0	0	0	0	1-0	0	0	2	1.0
BUCKS	82	19905	3432-6970	.492	59-232	.254	1743-2354	.740	1135	2385	3520	2113	2167-35	642	489	8666	105.7

HIGHLIGHTS:

- For the fifth consecutive season, the Bucks won their division, while making the NBA's final four for the second straight year.
- The Bucks led the league in defense, allowing just 101.5 ppg while also leading the league in defensive FG% (.456).
- Junior Bridgeman moved into the top spot on the Bucks all-time games played list.
- Marques Johnson scored his 10,000th point in front of a national CBS audience.
- Moncrief set the Bucks mark for free throws in a season, 529.
- Bucks set a team single playoff game mark of 55 free throw attempts at New Jersey May 3, 1984 (42 FTM).

PLAYOFF RECORD:

- Beat Atlanta, First Round, 3-2
- Beat New Jersey, Conference Semifinals, 4-2
- Lost to Boston, Conference Finals, 1-4

HONORS:

- Sidney Moncrief - NBA All-Star Team, NBA Defensive Player of the Year, All-NBA Second Team and NBA All-Defensive Team

1983-84 MILWAUKEE BUCKS

REGULAR SEASON DAY-BY-DAY

Gm	Date	Opponent	W-L	Score	Record	Bucks High Scorer	Opp. High Scorer	Atten.
1	10/28	Indiana	W	104-83	1-0	Johnson, 24	Kellogg, 21	10,321
2	11/1	@ Detroit	L	93-106	1-1	Johnson, 23	Tripucka, 39	7,257
3	11/2	@ Boston	L	105-119	1-2	Moncrief, 28	Bird, 27	14,890
4	11/4	@ Philadelphia	W	104-94	2-2	Johnson, 34	Malone, 19	13,245
5	11/6	Atlanta	W	97-84	3-2	Moncrief, 27	Glenn, 16	9,316
6	11/8	@ New York	W	97-90	4-2	Moncrief, 35	King, 22	10,108
7	11/9	Kansas City	W	95-93	5-2	Moncrief, 29	Drew, 26	9,285
8	11/11	@ New Jersey	L	103-107	5-3	Bridgeman, 30	King, 18	10,051
9	11/13	Seattle	W	108-107	6-3	Moncrief, 30	Chambers, 24	9,047
10	11/15	@ Los Angeles	L	97-126	6-4	Johnson, 21	Wilkes, 17	14,557
11	11/17	@ San Diego	L	122-141	6-5	Bridgeman, 28	Kelser, 35	7,330
12	11/18	@ Phoenix	W	109-94	7-5	Moncrief, 30	Lucas, 25	12,066
13	11/19	@ Denver	L	126-133	7-6	Moncrief, 43	English, 32	10,852
14	11/23	Golden State	W	118-94	8-6	Moncrief, 29	Carroll, 26	8,795
15	11/26	Washington	W	109-92	9-6	Johnson, 22	Malone, 21	10,597
16	11/29	@ Washington	W	94-88	10-6	Johnson, 28	Ruland, 18	6,529
17	11/30	Denver	W	139-122	11-6	Moncrief, 25	Vandeweghe, 26	9,526
18	12/2	New Jersey	W	122-107	12-6	Bridgeman, 30	Williams, 27	10,595
19	12/7	Houston	W	103-101	13-6	Moncrief, 22	Lloyd, 26	9,897
20	12/9	@ Cleveland	W	96-83	14-6	Moncrief, 27	Hubbard, 17	3,487
21	12/11	Philadelphia	L	87-97	14-7	Moncrief, 26	Erving/Toney, 24	11,052*
22	12/13	@ Chicago	L	88-96	14-8	Moncrief, 22	Dailey, 25	4,822
23	12/14	@ Philadelphia	L	93-115	14-9	Johnson, 34	Erving, 29	14,284
24	12/16	Dallas	W	110-105	15-9	Lanier, 25	Aguirre, 30	9,876
25	12/17	@ New York	L	96-102	15-10	Moncrief, 27	Williams, 23	11,186
26	12/22	Chicago	L	98-116	15-11	Moncrief, 29	Dailey, 26	10,182
27	12/23	@ Cleveland	W	89-83	16-11	Bridgeman, 23	Free/Hubbard, 17	4,245
28	12/27	@ Indiana	L	104-115	16-12	Moncrief, 26	Stipanovich, 24	12,074
29	12/28	@ New Jersey	W	89-85	17-12	Moncrief, 21	King, 20	13,112
30	12/30	Portland	W	93-88	18-12	Lanier, 22	Thompson, 17	10,513
31	1/3	Cleveland	W	104-92	19-12	Moncrief, 24	Free, 20	8,910
32	1/5	Philadelphia	L	102-103 (OT)	19-13	Bridgeman, 31	Malone, 28	11,052*
33	1/6	@ Atlanta	L	87-91	19-14	Bridgeman, 23	Wilkins, 24	6,478
34	1/8	Detroit	L	100-111	19-15	Moncrief, 24	Thomas, 29	10,859
35	1/10	Cleveland	L	104-116	19-16	Moncrief, 28	Free, 34	8,874
36	1/13	New York	W	103-101	20-16	Bridgeman, 21	Cartwright, 28	10,025
37	1/15	Boston	W	106-87	21-16	Johnson, 24	Ainge, 18	11,052*
38	1/17	@ Indiana	W	112-92	22-16	Johnson, 25	Stipanovich, 17	8,741
39	1/18	Atlanta	W	99-90	23-16	Johnson, 31	Wilkins, 23	10,229
40	1/20	Washington	W	133-103	24-16	Johnson, 26	Ballard, 20	9,285
41	1/22	@ Boston	L	98-109	24-17	Johnson, 26	Parish, 22	14,890
42	1/24	@ Washington	L	117-123 (2OT)	24-18	Moncrief, 27	Sobers, 29	6,408
43	1/25	@ Atlanta	L	105-109	24-19	Johnson, 30	Roundfield, 20	7,142
44	1/31	@ Golden State	W	123-109 (OT)	25-19	Moncrief, 31	Short, 31	12,095
45	2/1	@ Seattle	L	98-99	25-20	Grevey, 25	Williams, 26	10,073
46	2/3	@ Portland	L	110-116	25-21	Johnson, 24	Natt, 32	12,666
47	2/4	@ Utah	L	102-116	25-22	Moncrief, 31	Dantley, 36	12,690
48	2/7	@ Kansas City	W	112-110 (OT)	26-22	Bridgeman/Johnson 23	Woodson, 19	6,141
49	2/8	New York	W	113-103	27-22	Johnson, 29	King, 35	9,485
50	2/10	San Antonio	L	127-132	27-23	Moncrief, 27	Lucas, 29	10,489
51	2/12	San Diego	W	107-100	28-23	Moncrief, 38	Cummings, 23	10,065
52	2/14	Phoenix	W	92-83	29-23	Moncrief, 23	Davis, 14	8,958
53	2/15	@ Indiana	W	107-91	30-23	Moncrief, 24	Kellogg, 23	8,197
54	2/17	Utah	W	105-91	31-23	Johnson, 22	Dantley, 26	11,052*
55	2/19	@ Chicago	W	113-103	32-23	Moncrief, 26	Greenwood, 20	4,684
56	2/21	@ Houston	L	102-119	32-24	Pressey, 16	Leavell, 25	11,642
57	2/24	@ Dallas	W	95-88	33-24	Moncrief, 18	Blackman, 27	17,007
58	2/25	@ San Antonio	W	130-119	34-24	Johnson, 25	Banks, 20	9,670
59	2/29	Chicago	W	112-83	35-24	Bridgeman, 25	Dailey/Greenwood, 14	9,021
60	3/2	@ Washington	W	98-78	36-24	Johnson, 24	Malone/Ruland, 17	8,643
61	3/3	@ New York	W	111-106	37-24	Moncrief, 33	King, 27	17,762
62	3/6	@ Atlanta	W	109-104 (OT)	38-24	Moncrief, 25	Roundfield, 22	6,275
63	3/7	New Jersey	L	100-106	38-25	Lanier, 24	King, 20	9,975
64	3/9	Boston	L	128-129 (2OT)	38-26	Johnson, 36	Bird, 30	11,052*
65	3/11	Atlanta	L	84-108	38-27	Johnson, 31	Wilkins, 29	10,962
66	3/13	Detroit	W	116-95	39-27	Moncrief, 27	Tripucka, 18	11,052*
67	3/14	@ Philadelphia	L	91-92	39-28	Johnson, 24	Malone, 27	16,256
68	3/16	@ Boston	L	99-109	39-29	Johnson, 26	Bird, 28	14,890
69	3/18	Washington	W	109-101	40-29	Johnson, 25	Ballard, 25	9,116
70	3/20	Los Angeles	L	95-99	40-30	Johnson, 16	Abdul-Jabbar, 22	11,052*
71	3/21	@ New Jersey	W	102-95	41-30	Johnson, 23	Richardson, 23	15,252
72	3/24	Indiana	W	106-92	42-30	Johnson, 29	Stipanovich, 18	11,052*
73	3/28	Cleveland	W	130-98	43-30	Johnson, 21	Garris, 20	9,187
74	3/30	Chicago	W	119-86	44-30	Pressey, 20	Woolridge, 20	9,846
75	3/31	@ Detroit	L	105-107	44-31	Johnson, 25	Laimbeer, 27	35,407
76	4/3	New Jersey	W	109-92	45-31	Johnson, 30	Birdsong, 20	9,397
77	4/5	Philadelphia	W	113-103	46-31	Johnson/Lanier, 18	Toney, 29	11,052*
78	4/7	Detroit	W	110-92	47-31	Moncrief, 21	Thomas, 17	11,052*
79	4/10	Boston	L	95-96	47-32	Bridgeman, 18	Parish, 22	10,795
80	4/11	@ Cleveland	W	108-95	48-32	Dunleavy/Johnson 17	Free, 21	3,412
81	4/13	@ Chicago	W	109-85	49-32	Johnson, 18	Woolridge, 20	4,042
82	4/14	Indiana	W	104-92	50-32	Bridgeman, 29	Williams, 18	10,302

* denotes sellout

GENERAL
INFO

FRONT
OFFICE

PLAYERS

2013-14
SEASON

STATS &
RECORDS


HISTORY

NBA

OPPONENTS

MEDIA

1984-85 MILWAUKEE BUCKS



BACK ROW: David Thirdkill, Charles Davis, Terry Cummings, Randy Breuer, Paul Mokeski, Alton Lister, Kenny Fields, Paul Thompson. **FRONT ROW:** Head Coach Don Nelson, Assistant Coach Mike Schuler, Sidney Moncrief, Kevin Grevey, Paul Pressey, Ricky Pierce, Craig Hodges, Trainer Jeff Snedeker, Assistant Coach Garry St. Jean. **NOT PICTURED:** Mike Dunleavy.

REGULAR SEASON (59-23) - 1ST, CENTRAL DIVISION - PLAYOFFS (3-5)

PLAYER	G-GS	MIN	FG-FGA	PCT	3FG-FA	PCT	FT-FTA	PCT	OR	DR	TR	AST	PF-DQ	STL	BLK	PTS	AVG
Cummings	79-78	2722	759-1532	.495	0-1	.000	343-463	.741	244	472	716	228	264-4	117	67	1961	23.6
Moncrief	73-72	2734	561-1162	.483	9-33	.273	454-548	.828	149	242	391	382	197-1	117	39	1585	21.7
Pressey	80-80	2876	480-928	.517	7-20	.350	317-418	.758	149	280	429	543	258-4	129	56	1284	16.1
Hodges	82-63	2496	359-733	.490	47-135	.348	106-130	.815	74	112	186	349	262-8	96	1	871	10.6
Lister	81-80	2091	322-598	.538	0-1	.000	154-262	.588	219	428	647	127	287-5	49	167	798	9.9
Pierce	44-3	882	165-307	.537	1-4	.250	102-124	.823	49	68	117	94	117-0	34	5	433	9.8
Thompson (TOT)	49-27	942	189-459	.412	6-30	.200	69-87	.793	57	101	158	78	119-1	56	25	453	9.2
Thompson (MIL)	16-0	227	41-105	.390	0-7	.000	24-34	.706	21	21	42	20	42-0	15	5	106	6.6
Dunleavy	19-19	433	64-135	.474	16-47	.340	25-29	.862	6	25	31	85	55-1	15	3	169	8.9
Mokeski	79-6	1586	205-429	.478	0-2	.000	81-116	.698	107	303	410	99	266-6	28	35	491	6.2
Grevey	78-6	1182	190-424	.448	8-33	.242	88-107	.822	27	76	103	94	85-1	30	2	476	6.1
Davis (TOT)	61-2	774	153-356	.430	1-10	.100	51-62	.823	59	94	153	51	113-1	22	5	358	5.9
Davis (MIL)	57-2	746	151-346	.436	1-10	.100	48-58	.828	57	92	149	50	110-1	21	5	351	6.2
Breuer	78-0	1083	162-317	.511	0-0	—	89-127	.701	92	164	256	40	179-4	21	82	413	5.3
Fields	51-1	535	84-191	.440	0-0	—	27-36	.750	41	43	84	38	84-2	9	10	195	3.8
Micheaux	18-0	171	17-35	.486	0-0	—	12-17	.706	18	26	44	13	26-0	8	7	46	2.6
West	1-0	6	0-1	.000	0-0	—	2-2	1.000	1	0	1	0	4-0	0	1	2	2.0
Engler (TOT)	11-0	82	8-20	.400	0-0	—	5-9	.556	12	18	30	0	5-0	2	5	21	1.9
Engler (MIL)	1-0	3	0-2	.000	0-0	—	0-0	—	1	0	1	0	0-0	0	1	0	0.0
Thirdkill	6-0	16	3-4	.750	0-0	—	1-2	.500	1	1	2	0	1-0	0	0	7	1.2
Romar	4-0	16	1-8	.125	0-1	.000	0-0	—	0	0	0	2	2-0	0	0	2	0.5
BUCKS	82	19805	3564-7257	.491	89-294	.303	1873-2473	.757	1256	2353	3609	2164	2239-37	689	486	9090	110.9

HIGHLIGHTS:

- A Sept. 29, 1984, trade netted Terry Cummings, Ricky Pierce and Craig Hodges in exchange for Marques Johnson, Junior Bridgeman, Harvey Catchings and cash.
- On Dec. 6, 1984, the Bucks retired #16 of center Bob Lanier.
- For the fifth straight campaign, the Bucks notched 50 victories, averaging 55 wins over that five-year span.
- Led by Sidney Moncrief and Paul Pressey, the Milwaukee defense led the league for the second time in a row, allowing only 104 ppg.
- The Bucks set a new club standard for home wins, recording a stellar 36-5 mark.
- Pressey tied the Bucks single playoff game mark with 16 assists vs. Philadelphia on April 30, 1985, and May 7, 1985.
- On March 1, 1985, the sale of the Milwaukee Bucks to Herb Kohl from Jim Fitzgerald was finalized. Four days later, Jane and Lloyd Pettit announced they would donate \$30-40 million to build a new arena.

PLAYOFF RECORD:

- Beat Chicago, First Round, 3-1
- Lost to Philadelphia, Conference Semifinals, 0-4

HONORS:

- Sidney Moncrief - NBA All-Star Team, NBA All-Defensive Team, and All-NBA Second Team
- Terry Cummings - NBA All-Star Team and All-NBA Second Team
- Paul Pressey - NBA All-Defensive Team
- Don Nelson - NBA Coach of the Year

1984-85 MILWAUKEE BUCKS

REGULAR SEASON DAY-BY-DAY

Gm	Date	Opponent	W-L	Score	Record	Bucks High Scorer	Opp. High Scorer	Atten.
1	10/27	Chicago	W	108-106	1-0	Cummings, 34	Woolridge, 29	11,052*
2	10/29	@ Chicago	L	110-116	1-1	Moncrief, 28	Jordan, 37	9,356
3	10/31	Washington	W	105-79	2-1	Moncrief, 18	Gus Williams, 20	7,705
4	11/2	@ Washington	W	102-96	3-1	Cummings, 25	Gus Williams, 37	7,102
5	11/3	Cleveland	W	117-88	4-1	Cummings, 21	Free, 21	10,012
6	11/7	Atlanta	W	103-99	5-1	Pressey, 26	Johnson, 21	8,429
7	11/9	Indiana	W	122-105	6-1	Moncrief, 31	Brown, 21	9,121
8	11/10	@ Detroit	L	100-104	6-2	Moncrief, 29	Trippucka, 20	21,172
9	11/13	@ Atlanta	W	110-99	7-2	Moncrief, 27	Wilkins, 21	6,371
10	11/15	@ L.A. Clippers	W	103-90	8-2	Cummings/Moncrief, 23	Smithy/White, 15	7,235
11	11/16	@ Phoenix	L	106-118	8-3	Grevey, 16	Foster, 24	12,988
12	11/18	@ L.A. Lakers	L	89-96	8-4	Cummings, 29	Worthy, 24	12,768
13	11/20	@ Dallas	L	108-109	8-5	Moncrief, 33	Aguirre, 24	16,511
14	11/21	Chicago	W	108-98	9-5	Pressey, 27	Jordan, 35	11,052*
15	11/24	Golden State	W	103-97	10-5	Pressey, 21	Short, 35	10,656
16	11/27	@ Indiana	L	105-126	10-6	Cummings, 28	Williams, 32	7,550
17	11/28	@ Atlanta	L	83-95	10-7	Micheaux, 16	Wilkins, 17	2,172
18	11/30	New York	W	110-100	11-7	Lister, 30	P. Cummings, 21	9,975
19	12/1	@ Washington	L	97-100	11-8	Cummings, 26	Robinson, 20	7,524
20	12/5	@ Philadelphia	L	111-112	11-9	Cummings, 22	Malone, 27	9,147
21	12/6	Detroit	W	114-99	12-9	Cummings/Moncrief, 27	Laimbeer, 20	9,925
22	12/8	Indiana	W	99-96	13-9	Moncrief, 21	Williams, 26	9,289
23	12/11	@ Cleveland	W	120-106	14-9	Moncrief, 30	Hinson, 27	3,574
24	12/12	@ New Jersey	L	109-116	14-10	Cummings, 25	Williams, 28	10,936
25	12/14	Philadelphia	L	111-115	14-11	Cummings, 37	Erving, 32	11,052*
26	12/16	Utah	W	115-102	15-11	Cummings, 29	Dantley, 42	8,615
27	12/18	Dallas	W	110-96	16-11	Cummings, 29	Blackman, 24	8,671
28	12/19	@ Boston	W	107-92	17-11	Cummings, 29	Bird/Johnson, 18	14,890
29	12/21	@ Philadelphia	W	104-101	18-11	Moncrief, 35	Malone, 27	13,556
30	12/22	San Antonio	W	101-90	19-11	Cummings, 29	Mitchell, 23	9,587
31	12/26	Houston	W	97-87	20-11	Moncrief, 23	Olajuwon, 21	11,052*
32	12/29	@ Cleveland	W	115-102	21-11	Cummings, 27	Thompson, 18	6,108
33	12/30	Boston	W	114-98	22-11	Moncrief, 27	Bird/McHale, 24	11,052*
34	1/3	L.A. Clippers	W	111-87	23-11	Moncrief, 21	Ma. Johnson, 21	11,052*
35	1/4	@ Chicago	L	101-106	23-12	Moncrief, 29	Dailey, 26	13,357
36	1/5	Philadelphia	L	106-110	23-13	Cummings/Moncrief, 27	Erving, 24	11,052*
37	1/8	Washington	L	95-99	23-14	Moncrief, 34	Ballard, 20	9,247
38	1/9	@ Indiana	W	106-105	24-14	Cummings, 30	Stipanovich, 30	6,574
39	1/11	Cleveland	W	130-117	25-14	Moncrief, 35	Hinson/Free, 26	9,775
40	1/13	Denver	W	140-116	26-14	3 players, 21	English, 24	10,995
41	1/15	L.A. Lakers	W	115-104	27-14	Cummings, 39	E. Johnson, 32	11,052*
42	1/18	New Jersey	W	102-93	28-14	Pressey, 29	King, 25	10,857
43	1/24	@ Kansas City	W	120-119	29-14	Cummings, 34	Thorpe, 22	6,228
44	1/26	@ Houston	W	105-102	30-14	Cummings, 28	Sampson, 19	16,016
45	1/27	@ San Antonio	W	106-93	31-14	Cummings, 30	Mitchell, 35	9,511
46	1/29	@ Golden State	W	108-101	32-14	Moncrief, 30	Ma. Johnson, 22	7,060
47	2/1	@ Seattle	W	109-91	33-14	Cummings, 32	Chambers, 22	7,830
48	2/2	@ Portland	W	105-95	34-14	Pressey, 22	Thompson, 26	12,666
49	2/4	Detroit	L	111-113 (OT)	34-15	Pressey, 27	Laimbeer, 32	11,052*
50	2/6	@ New Jersey	L	93-106	34-16	Pressey, 18	Richardson, 25	11,378
51	2/7	Atlanta	L	91-94 (OT)	34-17	Cummings, 19	Wilkins, 22	10,783
52	2/12	New Jersey	W	111-103	35-17	Moncrief, 32	B. Williams, 22	9,927
53	2/14	@ Indiana	W	132-128 (OT)	36-17	Moncrief, 29	Kellogg, 31	11,188
54	2/17	Chicago	W	125-105	37-17	Moncrief, 21	Jordan, 26	11,052*
55	2/19	@ New York	W	129-118	38-17	Moncrief, 30	Walker, 31	9,010
56	2/20	@ Detroit	W	113-112	39-17	Pressey, 24	Johnson, 23	20,542
57	2/23	@ Cleveland	L	106-128	39-18	Moncrief, 22	Davis, 23	7,843
58	2/26	Philadelphia	W	116-97	40-18	Cummings, 27	Toney, 21	11,052*
59	2/27	@ Utah	W	119-100	41-18	Cummings, 30	Griffith, 28	9,042
60	3/2	@ Denver	L	122-123	41-19	Cummings, 33	English, 35	17,022
61	3/5	Seattle	W	102-87	42-19	Cummings, 23	Sobers, 16	10,897
62	3/8	Kansas City	W	127-114	43-19	Moncrief, 25	Woodson, 23	11,052*
63	3/10	Portland	W	110-94	44-19	Moncrief, 27	Bowie, 20	10,108
64	3/11	@ Atlanta	W	121-115	45-19	Cummings/Moncrief, 26	Wilkins, 24	6,612
65	3/13	Cleveland	W	128-93	46-19	Cummings, 26	Hubbard/Free, 20	9,865
66	3/16	Phoenix	W	125-96	47-19	Breuer, 18	C. Jones, 19	11,052*
67	3/17	@ Chicago	L	117-119 (OT)	47-20	Cummings/Moncrief, 28	Jordan, 32	16,022
68	3/19	New Jersey	W	130-111	48-20	Cummings, 24	Williams/Ransley, 20	10,929
69	3/20	@ Boston	L	105-107	48-21	Cummings, 26	McHale, 28	14,890
70	3/22	@ Philadelphia	W	131-112	49-21	Davis, 23	Malone, 22	16,114
71	3/23	Indiana	W	140-129	50-21	Cummings, 31	Kellogg, 37	11,052*
72	3/25	New York	W	126-106	51-21	Moncrief, 23	Grunfeld, 30	9,386
73	3/26	@ Washington	W	107-96	52-21	Pressey, 21	Gus Williams, 27	5,116
74	3/28	@ New York	W	121-116	53-21	Pressey, 25	Grunfeld, 19	9,506
75	3/30	Atlanta	W	106-95	54-21	Grevey, 19	Wilkins, 22	11,052*
76	4/2	Boston	W	109-103	55-21	3 players, 18	McHale, 25	11,052*
77	4/4	Detroit	W	130-121	56-21	Cummings, 29	Trippucka, 32	11,052*
78	4/6	@ New Jersey	L	104-108	56-22	Moncrief, 25	Williams/Richardson, 22	14,574
79	4/7	@ Detroit	L	91-113	56-23	Pierce, 16	Tyler, 20	16,153
80	4/10	Washington	W	106-97	57-23	Moncrief, 27	Ballard, 26	10,117
81	4/12	@ Boston	W	115-113 (OT)	58-23	Moncrief, 26	Bird, 47	14,890
82	4/13	New York	W	88-84	59-23	Lister, 18	Walker, 29	10,169

* denotes sellout

GENERAL
INFO

FRONT
OFFICE

PLAYERS

2013-14
SEASON

STATS &
RECORDS


HISTORY

NBA

OPPONENTS

MEDIA

1985-86 MILWAUKEE BUCKS



BACK ROW: Charles Davis, Jerry Reynolds, Terry Cummings, Randy Breuer, Paul Mokeski, Alton Lister, Kenny Fields, Paul Pressey. **FRONT ROW:** Head Coach Don Nelson, Assistant Coach Mike Schuler, Mike Glenn, Sidney Moncrief, Ricky Pierce, Craig Hodges, Trainer Jeff Smedeker, Assistant Coach Garry St. Jean. **NOT PICTURED:** Earl Jones, Derrick Rowland.

REGULAR SEASON (57-25) - 1ST, CENTRAL DIVISION - PLAYOFFS (7-7)

PLAYER	G-GS	MIN	FG-FGA	PCT	3FG-FA	PCT	FT-FTA	PCT	OR	DR	TR	AST	PF-DQ	STL	BLK	PTS	AVG
Moncrief	73-72	2567	470-962	.489	33-103	.320	498-580	.859	115	219	334	357	178-1	103	18	1471	20.2
Cummings	82-82	2669	681-1438	.474	0-2	.000	265-404	.656	222	472	694	193	283-4	121	51	1627	19.8
Pressey	80-80	2704	411-843	.488	8-44	.182	316-392	.806	127	272	399	623	247-4	168	71	1146	14.3
Pierce	81-8	2147	429-798	.538	3-23	.130	266-310	.858	94	137	231	177	252-6	83	6	1127	13.9
Hodges	66-66	1739	284-568	.500	73-162	.451	75-86	.872	39	78	117	229	157-3	74	2	716	10.8
Lister	81-19	1812	318-577	.551	0-2	.000	160-266	.602	199	393	592	101	300-8	49	142	796	9.8
Breuer	82-63	1792	272-570	.477	0-1	.000	141-198	.712	159	299	458	114	214-2	50	116	685	8.4
Davis	57-7	873	188-397	.474	3-24	.125	61-75	.813	60	110	170	55	113-1	26	7	440	7.7
Fields	78-3	1120	204-398	.513	0-4	.000	91-132	.689	59	144	203	79	170-3	51	15	499	6.4
Lamp	44-1	701	109-243	.449	3-13	.231	55-64	.859	34	87	121	64	88-1	20	3	276	6.3
Glenn	38-1	573	94-190	.495	0-0	—	47-49	.959	4	53	57	39	42-0	9	3	235	6.2
Reynolds	55-8	508	72-162	.444	1-2	.500	58-104	.558	37	43	80	86	57-0	43	19	203	3.7
Mokeski	45-0	521	59-139	.424	0-0	—	25-34	.735	36	103	139	30	92-1	6	6	143	3.2
Warrick	5-0	27	4-10	.400	1-2	.500	1-1	1.000	0	3	3	6	3-0	2	0	10	2.0
Rowland	2-0	9	1-3	.333	0-0	—	1-2	.500	0	1	1	1	1-0	0	0	3	1.5
Jones	12-0	43	5-12	.417	0-0	—	3-4	.750	4	6	10	4	13-0	0	1	13	1.1
BUCKS	82	19805	3601-7310	.493	125-382	.327	2063-2701	.764	1189	2420	3609	2158	2210-34	805	460	9390	114.5

HIGHLIGHTS:

- The Bucks notched their sixth straight Central Division title and seventh straight division crown.
- Milwaukee set team records for free throws made (2,063) and attempted (2,701) in a season.
- The Bucks set a single-game record for field goal percentage, scorching the nets at .667 in a rout of Sacramento, 140-82, on Dec. 15, 1985.
- Craig Hodges set Bucks records for 3-point FGM (73) and 3-point FGA (162) for a season (both records have since been broken).
- The Bucks advanced to the Eastern Conference Finals for the third time in four years.
- Paul Pressey set the Bucks single game playoff record for FTM (15) and FTA (17) vs. Philadelphia May 7, 1986.
- Craig Hodges snared eight steals at Philadelphia (May 9, 1986) setting the Bucks single game playoff record. The Bucks recorded 19 steals to set a new team record.

PLAYOFF RECORD:

- Beat New Jersey, First Round, 3-0
- Beat Philadelphia, Conference Semifinals, 4-3
- Lost to Boston, Conference Finals, 0-4

HONORS:

- Sidney Moncrief - NBA All-Star Team, All-NBA Second Team and NBA All-Defensive Team
- Paul Pressey - NBA All-Defensive Team

1985-86 MILWAUKEE BUCKS


REGULAR SEASON DAY-BY-DAY

Gm	Date	Opponent	W-L	Score	Record	Bucks High Scorer	Opp. High Scorer	Atten.
1	10/25	@ Detroit	L	116-118	0-1	Moncrief, 29	Laimbeer, 28	24,353
2	10/26	Atlanta	W	117-91	1-1	Moncrief, 20	Wilkins, 18	10,237
3	10/29	Philadelphia	W	119-117	2-1	Pressey, 28	Threatt, 24	10,175
4	10/30	@ Boston	L	106-117	2-2	Pierce, 26	McHale, 25	14,890
5	11/2	New Jersey	W	136-113	3-2	Moncrief, 23	Birdsong, 25	11,052*
6	11/3	@ Cleveland	W	120-110	4-2	Cummings, 23	Hinson, 20	7,488
7	11/5	San Antonio	W	126-97	5-2	Pierce, 26	Mitchell, 17	10,107
8	11/7	@ New York	W	92-88	6-2	Moncrief, 21	Ewing, 24	12,862
9	11/9	@ New Jersey	L	123-126	6-3	Moncrief/Pressey, 29	Birdsong/Richardson, 25	10,388
10	11/10	@ Philadelphia	L	97-105	6-4	Moncrief, 28	Malone, 35	10,019
11	11/12	@ Chicago	W	132-103	7-4	Cummings, 26	Woolridge, 30	10,312
12	11/13	Detroit	W	137-118	8-4	Lister/Pierce 22	Tripucca, 32	10,395
13	11/15	Chicago	W	118-103	9-4	Cummings, 22	Woolridge, 21	11,052*
14	11/17	@ Portland	W	117-104	10-4	Cummings, 27	Vandeweghe, 30	12,666
15	11/20	@ Seattle	W	116-106	11-4	Cummings, 28	Chambers, 24	6,599
16	11/21	@ Sacramento	W	131-97	12-4	Breuer/Lister, 19	Johnson, 28	10,333
17	11/23	@ L.A. Clippers	L	112-116	12-5	Moncrief, 24	Johnson, 26	8,215
18	11/24	@ Phoenix	W	140-138 (OT)	13-5	Cummings, 28	Davis, 38	10,916
19	11/27	Atlanta	W	114-96	14-5	Cummings, 19	Johnson, 24	10,879
20	11/29	@ Detroit	L	102-111	14-6	Pierce, 18	Tripucca, 26	26,756
21	11/30	Indiana	W	111-94	15-6	Cummings, 29	Williams, 20	10,781
22	12/3	Boston	L	109-112	15-7	Pressey, 28	McHale, 29	11,052*
23	12/5	@ New York	W	105-95	16-7	Moncrief, 19	Walker, 15	12,047
24	12/6	@ Atlanta	L	93-94	16-8	Moncrief, 23	Wilkins, 29	5,562
25	12/10	Seattle	W	117-98	17-8	Cummings, 19	Chambers/Sobers, 17	9,541
26	12/12	@ Washington	L	108-110 (OT)	17-9	Hodges, 29	3 players, 21	4,643
27	12/13	Cleveland	L	124-128	17-10	Moncrief, 34	Free, 39	11,052*
28	12/15	Sacramento	W	140-82	18-10	Cummings, 21	Theus, 18	10,103
29	12/18	L.A. Lakers	L	105-107	18-11	Cummings, 23	Abdul-Jabbar, 31	11,052*
30	12/20	@ Indiana	L	102-114	18-12	Moncrief, 21	Fleming, 23	8,017
31	12/21	Dallas	W	132-107	19-12	Cummings, 25	Blackman, 27	10,486
32	12/26	Indiana	W	105-87	20-12	Pressey, 22	Williams, 14	11,052*
33	12/28	@ Cleveland	W	114-112 (OT)	21-12	Moncrief, 35	Free, 22	10,711
34	12/30	Detroit	W	121-110	22-12	Moncrief, 26	Thomas, 19	11,052*
35	1/3	@ Washington	W	107-100	23-12	Cummings, 31	Robinson, 26	8,856
36	1/4	New York	W	119-86	24-12	Cummings, 25	Ewing, 21	11,052*
37	1/7	Cleveland	W	110-101	25-12	Pierce, 20	Hinson, 24	11,052*
38	1/8	@ New Jersey	L	99-106	25-13	Moncrief, 25	King, 24	10,472
39	1/10	Portland	W	95-89	26-13	Pierce, 21	Drexler, 26	11,052*
40	1/13	Denver	L	115-119	26-14	Moncrief, 29	English, 42	10,165
41	1/16	Washington	W	114-98	27-14	Cummings, 35	Wood, 25	11,052*
42	1/19	Golden State	W	122-109	28-14	Cummings, 23	Short, 23	10,928
43	1/20	@ Atlanta	L	98-101	28-15	Moncrief/Pressey, 23	Wilkins, 33	9,467
44	1/24	@ Indiana	W	117-92	29-15	Davis, 24	Tisdale, 16	11,202
45	1/25	@ New York	W	104-88	30-15	Moncrief, 24	Ewing/Wilkins, 20	16,547
46	1/27	@ Utah	W	127-103	31-15	Moncrief, 32	Dantley, 31	11,325
47	1/28	@ L.A. Lakers	L	115-125	31-16	Pressey, 24	Abdul-Jabbar, 32	17,505
48	1/30	@ Golden State	W	120-108	32-16	Cummings, 26	Floyd, 30	8,421
49	2/1	@ Denver	L	113-116	32-17	Moncrief, 23	English, 35	14,376
50	2/4	Boston	L	93-112	32-18	Cummings, 24	Bird, 24	11,052*
51	2/6	Chicago	W	117-97	33-18	Pierce, 18	Oakley, 18	11,052*
52	2/12	@ Indiana	W	103-97	34-18	Cummings, 20	Williams, 25	7,565
53	2/13	Utah	W	113-106	35-18	Pressey, 24	Dantley, 27	10,517
54	2/15	New Jersey	W	112-94	36-18	Pierce/Pressey, 18	Williams, 23	11,052*
55	2/17	@ Philadelphia	W	111-106	37-18	Moncrief, 28	Cheeks, 27	14,116
56	2/19	@ Dallas	W	124-107	38-18	Pressey, 26	Blackman, 26	17,007
57	2/20	@ Houston	W	120-113	39-18	Moncrief, 28	Sampson, 24	14,448
58	2/22	@ San Antonio	W	120-115	40-18	Moncrief, 31	Gilmore, 25	10,463
59	2/25	L.A. Clippers	W	114-99	41-18	Cummings, 16	Nixon, 22	11,052*
60	2/28	Washington	W	102-84	42-18	Moncrief, 21	Robinson, 20	11,052*
61	3/2	@ Washington	L	104-125	42-19	Moncrief, 18	Robinson, 27	10,089
62	3/3	New York	W	115-108	43-19	Cummings/Fields, 23	Tucker, 24	10,459
63	3/5	@ New Jersey	W	119-106	44-19	Pierce, 32	King, 27	10,222
64	3/7	Philadelphia	W	125-95	45-19	Davis, 21	McAdoo, 20	11,052*
65	3/8	@ Atlanta	L	109-111	45-20	Pressey, 30	Wilkins, 29	15,822
66	3/12	Phoenix	L	126-127 (OT)	45-21	Moncrief, 24	Davis, 32	10,895
67	3/14	Indiana	L	104-114	45-22	Moncrief, 25	Stipanovich, 22	11,052*
68	3/15	@ Chicago	W	125-116 (OT)	46-22	Cummings, 34	Oakley, 35	15,208
69	3/18	Washington	W	116-87	47-22	Davis, 26	Robinson, 29	11,052*
70	3/20	Houston	W	116-106	48-22	Cummings, 25	Sampson, 20	11,052*
71	3/22	Atlanta	W	113-98	49-22	Lister, 18	Wittman, 18	11,052*
72	3/25	New Jersey	W	118-105	50-22	Hodges, 24	King, 34	10,189
73	3/26	@ Boston	L	115-121	50-23	Cummings, 31	Bird, 35	14,890
74	3/28	@ Philadelphia	W	116-94	51-23	Pierce, 31	Barkley/Erving 19	13,074
75	3/29	Detroit	W	130-121	52-23	Moncrief, 31	Tripucca, 30	11,052*
76	4/1	Chicago	W	116-107	53-23	Cummings, 32	Jordan, 28	11,052*
77	4/3	Cleveland	W	114-93	54-23	Davis, 21	Hinson, 21	10,907
78	4/4	@ Detroit	W	115-108	55-23	Cummings, 27	Laimbeer, 25	28,964
79	4/7	@ Chicago	L	101-107	55-24	Reynolds, 17	Jordan, 26	10,249
80	4/8	Boston	L	114-126	55-25	Cummings, 22	Bird, 26	11,052*
81	4/10	@ Cleveland	W	102-101	56-25	Moncrief, 22	Free, 26	6,189
82	4/12	New York	W	116-78	57-25	Hodges, 20	Wilkins, 20	11,052*

* denotes sellout

GENERAL INFO
FRONT OFFICE
PLAYERS
2013-14 SEASON
STATS & RECORDS
HISTORY
NBA
OPPONENTS
MEDIA

1986-87 MILWAUKEE BUCKS



BACK ROW: Dudley Bradley, Terry Cummings, Randy Breuer, Paul Mokeski, Jack Sikma, Jerry Reynolds, Paul Pressey, Ricky Pierce. **FRONT ROW:** Head Coach Don Nelson, Trainer Jeff Snedeker, Craig Hodges, John Lucas, Junior Bridgeman, Sidney Moncrief, Keith Smith, Scott Skiles, Assistant Coach Del Harris.

REGULAR SEASON (50-32) - 3RD, CENTRAL DIVISION - PLAYOFFS (6-6)

PLAYER	G-GS	MIN	FG-FGA	PCT	3FG-FA	PCT	FT-FTA	PCT	OR	DR	TR	AST	PF-DQ	STL	BLK	PTS	AVG
Cummings	82-77	2770	729-1426	.511	0-3	.000	249-376	.662	214	486	700	229	296-3	129	81	1707	20.8
Pierce	79-31	2505	575-1077	.534	3-28	.107	387-440	.880	117	149	266	144	222-0	64	24	1540	19.5
Lucas	43-40	1358	285-624	.457	46-126	.365	137-174	.787	29	96	125	290	82-0	71	6	753	17.5
Pressey	61-60	2057	294-616	.477	16-55	.291	242-328	.738	98	198	296	441	213-4	110	47	846	13.9
Sikma	82-82	2536	390-842	.463	0-2	.000	265-313	.847	208	614	822	203	328-14	88	90	1045	12.7
Moncrief	39-30	992	158-324	.488	8-31	.258	136-162	.840	57	70	127	121	73-0	27	10	460	11.8
Hodges	78-43	2147	315-682	.462	85-228	.373	131-147	.891	48	92	140	240	189-3	76	7	846	10.8
Breuer	76-10	1467	241-497	.485	0-0	—	118-202	.584	129	221	350	47	229-9	56	61	600	7.9
Reynolds	58-24	963	140-356	.393	6-18	.333	118-184	.641	72	101	173	106	91-0	50	30	404	7.0
Bridgeman	34-4	418	79-171	.462	1-6	.167	16-20	.800	14	38	52	35	50-0	10	2	175	5.1
Collins	6-0	57	10-28	.357	0-0	—	5-7	.714	11	4	15	2	11-0	2	1	25	4.2
Skiles	13-0	205	18-62	.290	3-14	.214	10-12	.833	6	20	26	45	18-0	5	1	49	3.8
Glenn	4-0	34	5-13	.385	0-0	—	5-7	.714	0	2	2	1	3-0	1	0	15	3.8
Smith	42-4	461	57-150	.380	3-9	.333	21-28	.750	13	19	32	43	74-0	25	3	138	3.3
Fields	4-0	22	6-8	.750	0-0	—	1-5	.200	0	2	2	1	3-0	1	0	13	3.3
McDowell	7-0	70	8-17	.471	0-0	—	6-7	.857	9	10	19	2	14-0	2	0	22	3.1
Bradley	68-2	900	76-213	.357	13-50	.260	47-58	.810	31	71	102	66	118-2	105	8	212	3.1
Mokeski	62-3	626	52-129	.403	0-1	.000	46-64	.719	45	93	138	22	126-0	18	13	150	2.4
J. Henderson	6-0	36	4-13	.308	0-0	—	4-4	1.000	2	5	7	0	12-0	1	1	12	2.0
Webster	15-0	102	10-19	.526	1-1	1.000	6-8	.750	12	14	26	3	17-0	3	7	27	1.8
Engler	5-0	48	3-12	.250	0-0	—	1-1	1.000	3	13	16	3	10-0	1	1	7	1.4
C. Henderson (TOT)	8-0	16	4-8	.500	0-0	—	3-3	1.000	3	5	8	0	2-0	0	0	11	1.4
C. Henderson (MIL)	2-0	6	2-3	.667	0-0	—	2-2	1.000	1	4	5	0	1-0	0	0	6	3.0
BUCKS	82	19780	3457-7282	.475	185-572	.323	1953-2549	.766	1119	2322	3441	2044	2180-35	845	393	9052	110.4

HIGHLIGHTS:

- The Bucks notched their seventh consecutive 50-win season, but the streak of seven straight division championships was snapped by Atlanta.
- The Bucks played .500+ basketball in every month, extending their streak to an incredible 50 months of .500 basketball.
- Milwaukee finished a perfect 24-0 when holding opponents under the century mark.
- Jack Sikma, acquired in a pre-season trade with Seattle, averaged 12.7 ppg and 10.0 rpg.
- The team set an all-time attendance mark averaging 11,000 fans in 41 dates, including 36 sellouts - only 2,145 seats went unsold for the season.
- The Bucks sent Julius Erving into retirement with a Game Five win in the first round vs. Philadelphia.
- After the season, Don Nelson resigned and, on June 4, 1987, was replaced by Del Harris.

PLAYOFF RECORD:

- Beat Philadelphia, First Round, 3-2
- Lost to Boston, Conference Semifinals, 3-4

HONORS:

- Ricky Pierce - NBA Sixth Man Award

1986-87 MILWAUKEE BUCKS

REGULAR SEASON DAY-BY-DAY

Gm	Date	Opponent	W-L	Score	Record	Bucks High Scorer	Opp. High Scorer	Atten.
1	10/31	@ Detroit	W	120-104	1-0	Moncrief, 22	Dantley, 33	20,541
2	11/1	Boston	W	111-105	2-0	Cummings, 26	McHale, 33	11,052*
3	11/4	@ Atlanta	L	98-107	2-1	Moncrief, 23	Wittman, 28	10,762
4	11/5	@ Philadelphia	L	101-107	2-2	Moncrief, 26	Erving/McCormick, 18	14,712
5	11/7	@ New Jersey	W	115-94	3-2	Pierce, 24	Woolridge, 15	8,286
6	11/8	Detroit	W	103-89	4-2	Moncrief, 21	Thomas, 26	11,052*
7	11/11	Indiana	W	102-94	5-2	Pierce, 23	Person, 18	10,765
8	11/12	@ Boston	L	116-124	5-3	Pierce, 31	McHale, 29	14,890
9	11/14	New York	W	106-103	6-3	Cummings, 25	Cartwright, 20	11,052*
10	11/15	@ Indiana	L	103-104	6-4	Cummings, 29	Stipanovich, 25	16,255
11	11/18	Golden State	W	111-85	7-4	Pierce, 26	Teagle, 15	10,585
12	11/20	@ Seattle	W	116-105	8-4	Cummings, 32	Chambers, 35	8,790
13	11/22	@ Sacramento	W	107-99	9-4	Cummings, 24	Tyler, 23	10,333
14	11/23	@ L.A. Lakers	L	117-127	9-5	Pierce, 22	Johnson, 23	16,251
15	11/26	Washington	W	122-103	10-5	Cummings, 30	J. Malone, 23	11,052*
16	11/28	@ Detroit	L	99-120	10-6	Reynolds, 26	Dantley, 25	25,603
17	11/29	Denver	W	131-99	11-6	Cummings, 23	English/Hanzlik, 14	11,052*
18	12/2	Indiana	W	95-88	12-6	Cummings, 30	Stipanovich, 18	10,032
19	12/3	@ Philadelphia	L	110-115 (OT)	12-7	Cummings, 26	McCormick, 22	11,127
20	12/5	@ Washington	W	91-87	13-7	Pierce, 19	J. Malone, 25	9,728
21	12/10	L.A. Lakers	W	116-93	14-7	Pressey, 27	Worthy, 24	11,052*
22	12/12	Chicago	L	93-106	14-8	Hodges, 23	Jordan, 41	11,052*
23	12/13	@ Chicago	W	113-90	15-8	Pressey, 20	Paxon, 16	17,335
24	12/16	Philadelphia	W	103-91	16-8	Pierce, 24	Barkley, 27	11,052*
25	12/18	Atlanta	W	104-95	17-8	Cummings, 32	Rivers, 27	11,052*
26	12/20	Boston	W	120-100	18-8	Pierce, 29	McHale, 26	11,052*
27	12/23	San Antonio	W	110-108	19-8	Cummings, 26	Robertson, 25	11,052*
28	12/27	@ New York	L	100-114	19-9	Cummings, 17	Cartwright, 26	12,726
29	12/29	@ New Jersey	L	117-122	19-10	Moncrief/Pierce, 21	Gminski, 27	10,050
30	12/30	Detroit	L	98-103	19-11	Cummings, 24	Dantley, 25	11,052*
31	1/2	@ Cleveland	W	91-84	20-11	Pierce, 26	Harper, 24	9,043
32	1/3	Cleveland	W	104-95	21-11	Pierce, 27	Hubbard, 19	11,052*
33	1/6	New Jersey	W	124-112	22-11	Pierce, 27	B. Williams, 18	10,968
34	1/7	@ Boston	L	92-119	22-12	Reynolds, 15	McHale, 27	14,890
35	1/9	Washington	L	92-100	22-13	Cummings, 28	Williams, 21	11,052*
36	1/11	Portland	L	91-103	22-14	Cummings, 23	Vandeweghe, 32	11,052*
37	1/13	Sacramento	W	113-89	23-14	Cummings, 23	Thompson, 19	10,765
38	1/15	@ Atlanta	L	91-130	23-15	Pierce, 19	Wilkins, 32	11,925
39	1/16	Dallas	L	122-124 (OT)	23-16	Cummings, 39	Aguirre, 27	11,052*
40	1/18	Atlanta	W	100-91	24-16	Pierce, 20	McGee, 24	11,052*
41	1/20	@ Chicago	L	90-103	24-17	Cummings, 27	Jordan, 29	13,674
42	1/21	@ Cleveland	W	111-107	25-17	Cummings/Pierce, 21	Harper, 24	7,013
43	1/24	@ Denver	L	122-132	25-18	Cummings, 28	English, 46	16,107
44	1/26	@ L.A. Clippers	W	114-94	26-18	Cummings, 31	Woodson, 23	6,792
45	1/27	@ Golden State	W	119-115	27-18	Pierce, 30	Floyd, 31	12,215
46	1/29	@ Houston	W	99-93	28-18	Cummings, 25	Olajuwon, 29	16,016
47	1/30	@ Dallas	L	117-133	28-19	Lucas, 21	Aguirre/Harper, 28	17,007
48	2/1	@ San Antonio	L	116-120	28-20	Cummings, 32	Robertson, 28	7,301
49	2/3	New York	L	109-110	28-21	Pierce/Sikma, 23	Ewing, 30	11,052*
50	2/5	Chicago	W	120-105	29-21	Pierce, 32	Jordan, 36	11,052*
51	2/11	@ New York	W	127-104	30-21	Sikma, 28	Ewing, 29	10,869
52	2/12	Seattle	W	106-104	31-21	Pierce, 30	Chambers, 32	11,052*
53	2/14	Houston	W	116-101	32-21	Lucas, 29	Olajuwon, 21	11,052*
54	2/16	New Jersey	W	128-124	33-21	Pierce, 23	Gminski/B. Williams, 22	11,052*
55	2/18	@ Utah	W	113-109	34-21	Cummings, 35	Malone, 26	12,212
56	2/21	@ Phoenix	W	115-107	35-21	Lucas, 24	Davis, 27	14,471
57	2/22	@ Portland	L	120-124	35-22	Lucas/Moncrief, 19	Drexler, 29	12,666
58	2/24	Indiana	W	120-114 (2 OT)	36-22	Cummings, 24	Williams, 28	11,052*
59	2/28	@ Chicago	L	104-107	36-23	Cummings, 23	Jordan, 37	18,122
60	3/4	L.A. Clippers	W	110-100	37-23	Pierce, 18	Woodson, 23	11,052*
61	3/6	Utah	L	123-124	37-24	Sikma, 20	Malone, 34	11,052*
62	3/7	@ Indiana	W	124-120	38-24	Cummings, 26	Long, 29	14,345
63	3/9	Phoenix	W	118-110	39-24	Cummings, 28	Davis, 28	11,052*
64	3/11	@ Washington	W	115-107	40-24	Moncrief, 25	Catledge, 32	7,834
65	3/12	@ New Jersey	L	106-123	40-25	Sikma, 19	Gminski/B. Williams, 23	8,032
66	3/14	Cleveland	W	111-104	41-25	Pierce, 23	J. Williams, 27	11,052*
67	3/17	Boston	W	123-115	42-25	Lucas, 26	McHale, 31	11,052*
68	3/18	@ Boston	L	102-120	42-26	Cummings, 24	Bird, 30	14,890
69	3/20	@ Atlanta	L	97-114	42-27	Lucas/Pierce, 17	Wilkins, 41	15,964
70	3/21	Philadelphia	L	102-105	42-28	Cummings, 28	Barkley, 32	11,052*
71	3/24	New York	W	135-96	43-28	Hodges, 27	Tucker, 19	11,052*
72	3/25	@ Indiana	L	108-125	43-29	Cummings, 21	Stipanovich/Tisdale, 24	10,015
73	3/27	@ Cleveland	L	113-116	43-30	Cummings, 29	Harper, 31	9,945
74	4/1	Atlanta	W	104-92	44-30	Pierce, 22	Wilkins, 20	11,052*
75	4/4	New Jersey	W	112-102	45-30	Cummings/Lucas, 24	B. Williams, 18	11,052*
76	4/5	@ Detroit	L	107-125	45-31	Pierce, 28	Salley, 28	37,712
77	4/7	@ Washington	W	95-94	46-31	Lucas, 26	J. Malone, 24	7,866
78	4/10	@ New York	W	132-93	47-31	Pierce, 24	Tucker, 17	15,852
79	4/11	Cleveland	W	121-93	48-31	Cummings, 21	Corbin, 14	11,052*
80	4/13	Chicago	L	107-114	48-32	Cummings, 24	Jordan, 50	11,052*
81	4/15	Philadelphia	W	128-95	49-32	Lucas, 25	Erving, 26	11,052*
82	4/18	Detroit	W	124-110	50-32	Moncrief, 19	Dantley/Laimbeer, 17	11,052*

* denotes sellout

GENERAL
INFO

FRONT
OFFICE

PLAYERS

2013-14
SEASON

STATS &
RECORDS

HISTORY

NBA

OPPONENTS

MEDIA

1987-88 MILWAUKEE BUCKS



BACK ROW: Paul Pressey, Terry Cummings, John Stroeder, Paul Mokeski, Randy Breuer, Jack Sikma, Larry Krystkowiak, Jerry Reynolds.
FRONT ROW: Head Coach Del Harris, Assistant Coach Mack Calvin, Assistant Coach Mike Dunleavy, John Lucas, Sidney Moncrief, Ricky Pierce, Jay Humphries, Trainer Jeff Snedeker, Assistant Coach Frank Hamblen.

REGULAR SEASON (42-40) - 4TH, CENTRAL DIVISION - PLAYOFFS (2-3)

PLAYER	G-GS	MIN	FG-FGA	PCT	3FG-FA	PCT	FT-FTA	PCT	OR	DR	TR	AST	PF-DQ	STL	BLK	PTS	AVG
Cummings	76-76	2629	675-1392	.485	1-3	.333	270-406	.665	184	369	553	181	274-6	78	46	1621	21.3
Sikma	82-82	2923	514-1058	.486	3-14	.214	321-348	.922	195	514	709	279	316-11	93	80	1352	16.5
Pierce	37-0	965	248-486	.510	3-14	.214	107-122	.877	30	53	83	73	94-0	21	7	606	16.4
Pressey	75-75	2484	345-702	.491	8-39	.205	285-357	.798	130	245	375	523	233-6	112	34	983	13.1
Breuer	81-73	2258	390-788	.495	0-0	—	188-286	.657	191	360	551	103	198-3	46	107	968	12.0
Moncrief	56-51	1428	217-444	.489	5-31	.161	164-196	.837	58	122	180	204	109-0	41	12	603	10.8
Humphries (TOT)	68-33	1809	284-538	.528	3-18	.167	112-153	.732	49	125	174	395	177-1	81	5	683	10.0
Humphries (MIL)	18-0	252	20-54	.370	0-2	.000	9-14	.643	5	18	23	41	23-0	20	1	49	2.7
Hodges	43-0	983	155-345	.449	55-118	.466	32-39	.821	12	34	46	109	80-1	30	0	397	9.2
Lucas	81-22	1766	281-631	.445	51-151	.338	130-162	.802	29	130	159	392	102-1	88	3	743	9.2
Reynolds	62-21	1161	188-419	.449	3-7	.429	119-154	.773	70	90	160	104	97-0	74	32	498	8.0
Krystkowiak	50-7	1050	128-266	.481	0-3	.000	103-127	.811	88	143	231	50	137-0	18	8	359	7.2
Mokeski	60-0	848	100-210	.476	0-4	.000	51-72	.708	70	151	221	22	194-5	27	29	251	4.2
Hoppen	3-0	35	4-11	.364	0-0	—	3-3	1.000	4	3	7	2	3-0	0	0	11	3.7
Mannion	35-1	477	48-118	.407	2-12	.167	25-37	.676	17	34	51	55	53-0	13	7	123	3.5
Davis	5-0	39	6-18	.333	0-2	.000	0-0	—	1	2	3	3	4-0	2	1	12	2.4
Moore (TOT)	10-0	50	9-27	.333	0-0	—	6-8	.750	6	8	14	6	6-0	2	1	24	2.4
Moore (MIL)	3-0	16	2-3	.667	0-0	—	0-2	.000	1	1	2	1	2-0	0	0	4	1.3
Henry	14-2	145	13-41	.317	2-6	.333	4-7	.571	5	14	19	29	11-0	4	1	32	2.3
Stroeder	41-0	271	29-79	.367	0-2	.000	20-30	.667	24	47	71	20	48-0	3	12	78	1.9
Winslow	7-0	45	3-13	.231	0-1	.000	1-2	.500	3	4	7	2	9-0	1	0	7	1.0
Bradley	2-0	5	0-1	.000	0-1	.000	0-0	—	0	1	1	1	2-0	0	0	0	0.0
BUCKS	82	19780	3366-7079	.475	133-410	.324	1832-2364	.775	1117	2335	3452	2194	1989-33	671	380	8697	106.1

HIGHLIGHTS:

- Prior to the season, the Bucks hosted the inaugural McDonald's Basketball Open, which also featured the Soviet National Basketball team and the reigning European champions, Tracer Milan of Italy.
- Milwaukee recorded its ninth straight winning season and 15th in the storied 20-year history.
- The Bucks finished the season with an awesome 992-648 (.605%) all-time record, bettered only by the Boston Celtics.
- The 1987-88 season saw the curtain close on an incredibly successful run in the Arena, as the Bucks prepared to move into the Bradley Center.
- On Dec. 4, 1987, the Bucks snapped Kareem Abdul-Jabbar's string of 787 double figure scoring games. Ironically, the last time Abdul-Jabbar failed to score in double digits was the first game of the 1977 season, also on the MECCA floor.
- Jack Sikma became the tallest man in NBA history to win the NBA free throw title by shooting 92.2% from the line.
- The Bucks string of 52 consecutive months of .500 or better basketball ended after a 6-9 record in January.
- Paul Pressey became the club's all-time leader in assists, topping Brian Winters on March 16, 1988.
- Junior Bridgeman was honored on Jan. 17, 1988, when his uniform (#2) was retired.
- In the final season at the Arena, the Bucks drew 452,057 fans to the Milwaukee Arena, including 38 of 41 sellouts.
- Milwaukee qualified for the playoffs for the ninth consecutive season and 16th time in 20 years.

PLAYOFF RECORD:

- Lost to Atlanta, First Round, 2-3

HONORS:

- None

1987-88 MILWAUKEE BUCKS

REGULAR SEASON DAY-BY-DAY

Gm	Date	Opponent	W-L	Score	Record	Bucks High Scorer	Opp. High Scorer	Atten.
1	11/6	@ Boston	L	108-125	0-1	Cummings, 26	Bird, 28	14,890
2	11/7	Detroit	W	119-105	1-1	Sikma, 26	Dumars/Dantley, 20	11,052*
3	11/10	Washington	W	115-100	2-1	Pressey, 24	J. Malone, 18	10,586
4	11/11	@ Cleveland	W	109-101	3-1	Sikma, 26	Daugherty, 24	12,145
5	11/14	@ New York	L	89-93	3-2	Cummings, 28	Ewing, 27	12,965
6	11/15	Atlanta	W	112-103	4-2	Cummings, 28	Willis, 21	11,052*
7	11/17	Golden State	W	120-108	5-2	Cummings, 33	Mullin, 11	10,716
8	11/19	@ Sacramento	W	117-113 (OT)	6-2	Cummings, 34	Thorpe, 33	10,333
9	11/20	@ Seattle	L	97-99	6-3	Sikma, 23	McDaniel, 30	14,601
10	11/22	@ L.A. Lakers	W	124-116 (OT)	7-3	Reynolds, 24	Johnson, 26	17,505
11	11/25	Chicago	L	101-103	7-4	Pressey, 18	Jordan, 33	11,052*
12	11/28	Boston	W	112-97	8-4	Pressey, 21	Bird, 28	11,052*
13	11/30	Indiana	W	104-94	9-4	Sikma, 21	Fleming, 20	10,779
14	12/2	@ Detroit	L	105-115	9-5	Breuer, 33	Dantley, 25	18,780
15	12/4	L.A. Lakers	W	85-83	10-5	Hodges, 22	Johnson, 22	11,052*
16	12/8	@ Indiana	L	101-103	10-6	Breuer, 28	Stipanovich, 24	8,535
17	12/10	@ Chicago	L	105-111	10-7	Cummings, 27	Jordan, 32	17,820
18	12/11	Portland	W	125-112	11-7	Sikma, 35	S. Johnson, 25	11,052*
19	12/13	Dallas	L	99-113	11-8	Cummings/Sikma, 19	Perkins, 21	11,052*
20	12/15	@ New York	W	103-98	12-8	Pressey, 25	Jackson, 22	9,016
21	12/18	Atlanta	L	87-94	12-9	Breuer/Hodges, 19	Wilkins, 23	11,052*
22	12/22	New York	W	122-105	13-9	Lucas, 25	Ewing/Cartwright, 16	11,052*
23	12/26	Washington	W	102-97	14-9	Sikma, 25	King, 24	11,052*
24	12/29	@ New Jersey	W	106-88	15-9	Cummings, 21	Hopson, 2	9,035
25	12/30	Houston	L	93-102	15-10	Cummings, 17	Olajuwon, 28	11,052*
26	1/2	Indiana	L	97-99	15-11	Cummings/Pressey, 16	Person, 22	11,052*
27	1/5	L.A. Clippers	W	98-82	16-11	Cummings, 20	Woodson, 19	11,052*
28	1/7	@ Indiana	L	108-114	16-12	Cummings, 32	Stipanovich, 25	10,263
29	1/8	Utah	L	107-111	16-13	Sikma, 24	Malone, 29	11,052*
30	1/10	New Jersey	W	105-87	17-13	Moncrief, 17	Williams, 24	11,052*
31	1/12	Philadelphia	W	106-103	18-13	Sikma, 22	Barkley, 25	11,052*
32	1/14	@ Washington	L	107-136	18-14	Sikma, 23	M. Malone, 36	8,316
33	1/17	Cleveland	W	111-93	19-14	Cummings, 25	Daugherty, 19	11,052*
34	1/19	@ San Antonio	L	104-110	19-15	Cummings, 24	Brickowski, 26	6,133
35	1/21	@ Houston	L	103-116	19-16	Breuer, 25	Olajuwon, 28	16,611
36	1/23	@ Dallas	L	97-113	19-17	Pressey, 22	Aguirre, 35	17,007
37	1/25	@ Golden State	W	108-105	20-17	Cummings, 25	Whitehead, 19	11,452
38	1/26	@ Portland	L	106-112	20-18	Moncrief, 28	Drexler/Kersey, 25	12,666
39	1/28	@ Denver	L	113-122	20-19	Pressey, 22	English, 24	13,911
40	1/29	@ L.A. Clippers	W	97-88	21-19	Pressey, 20	Dailey, 1	9,239
41	2/2	Detroit	L	97-99	21-20	Cummings, 30	Mahorn, 28	11,052*
42	2/4	Boston	W	111-101	22-20	Cummings, 30	McHale, 25	11,052*
43	2/9	Cleveland	W	112-104	23-20	Cummings, 29	Daugherty, 19	11,052*
44	2/11	@ Philadelphia	L	103-119 (OT)	23-21	Cummings/Pierce, 23	Barkley, 46	11,483
45	2/12	Chicago	L	93-95	23-22	Cummings, 23	Jordan, 27	11,052*
46	2/15	@ Washington	W	114-110	24-22	Sikma, 27	J. Williams, 28	9,564
47	2/17	Seattle	W	115-93	25-22	Cummings, 20	Ellis, 26	11,052*
48	2/19	Detroit	W	119-108	26-22	Cummings, 36	Thomas, 32	11,052*
49	2/21	Philadelphia	W	120-115 (OT)	27-22	Cummings, 36	Barkley, 29	11,052*
50	2/23	@ New York	L	87-89	27-23	Cummings, 21	Walker, 21	11,044
51	2/24	@ Indiana	W	97-94	28-23	Sikma, 27	Fleming, 20	8,364
52	2/26	@ Boston	L	96-132	28-24	Lucas, 19	Bird, 32	14,890
53	2/27	@ Chicago	W	94-91	29-24	Cummings, 27	Jordan, 38	18,243
54	3/1	Boston	W	117-116	30-24	Moncrief/Sikma, 20	Bird, 31	11,052*
55	3/5	@ Atlanta	W	104-101	31-24	Moncrief, 29	Wilkins, 24	16,451
56	3/6	@ Detroit	L	99-109	31-25	Pierce, 21	Laimbeer, 22	24,751
57	3/8	San Antonio	W	119-101	32-25	Cummings, 27	Robertson, 23	11,052*
58	3/9	@ Cleveland	L	91-117	32-26	Cummings, 22	Harper, 23	11,641
59	3/11	Denver	W	132-93	33-26	Reynolds, 24	Rasmussen, 21	11,052*
60	3/13	Phoenix	W	117-107	34-26	Cummings, 27	Gilliam/K. Johnson, 18	11,052*
61	3/15	Sacramento	W	108-97	35-26	Breuer/Pressey, 17	D. Smith, 26	11,052*
62	3/16	@ New Jersey	L	79-83	35-27	Lucas, 21	B. Williams, 30	9,657
63	3/19	Cleveland	W	101-100	36-27	Pierce, 29	Price, 24	11,052
64	3/21	@ Atlanta	L	105-115	36-28	Cummings, 26	Wilkins, 35	13,702
65	3/22	Atlanta	W	111-98	37-28	Breuer, 27	Wilkins, 25	11,052*
66	3/24	@ Phoenix	L	114-119	37-29	Cummings, 22	Davis, 24	11,271
67	3/26	@ Utah	W	107-105	38-29	Cummings, 24	K. Malone, 33	12,444
68	3/30	@ Philadelphia	L	109-134	38-30	Cummings/Pressey, 18	Barkley, 33	10,895
69	3/31	New York	L	103-113	38-31	Pierce, 24	Wilkins, 20	11,052*
70	4/2	New Jersey	W	125-111	39-31	Cummings, 34	McCormick, 27	11,052*
71	4/5	@ Atlanta	L	110-121	39-32	Pierce, 21	Wilkins, 39	15,442
72	4/6	Chicago	L	110-119	39-33	Pierce, 17	Jordan, 37	11,052*
73	4/8	@ Cleveland	L	85-104	39-34	Reynolds, 16	Daugherty, 22	16,475
74	4/9	Indiana	W	105-100	40-34	Cummings, 24	Tisdale, 29	11,052*
75	4/11	Philadelphia	L	102-115	40-35	Pierce, 20	Barkley, 31	11,052*
76	4/13	@ Boston	L	104-123	40-36	Cummings, 21	Bird, 26	14,890
77	4/15	@ Detroit	L	91-92	40-37	Sikma, 28	Rodman, 18	27,126
78	4/17	@ Chicago	L	97-105	40-38	Cummings, 27	Jordan, 44	18,551
79	4/19	@ Philadelphia	L	102-115	40-39	Pierce, 25	Barkley, 28	18,168
80	4/20	Washington	W	132-94	41-39	Cummings, 26	Alarie/King, 14	11,052*
81	4/22	New York	W	118-109	42-39	Krystowiak, 23	Ewing, 25	11,052*
82	4/23	@ New Jersey	L	105-118	42-40	Cummings/Sikma, 24	Hinson, 25	13,375

* denotes sellout

GENERAL
INFO

FRONT
OFFICE

PLAYERS

2013-14
SEASON

STATS &
RECORDS

HISTORY

NBA

OPPONENTS

MEDIA

1988-89 MILWAUKEE BUCKS



BACK ROW: Fred Roberts, Tito Horford, Jack Sikma, Randy Breuer, Paul Mokeski, Larry Krystkowiak, Terry Cummings. **MIDDLE ROW:** Sidney Moncrief, Jay Humphries, Paul Pressey, Mark Davis, Tony Brown, Jeff Grayer, Ricky Pierce, Rickey Green. **FRONT ROW:** Trainer Jeff Snedeker, Assistant Coach Frank Hamblen, Head Coach Del Harris, Assistant Coach Mike Dunleavy, Assistant Coach Mack Calvin.

REGULAR SEASON (49-33) - 4TH, CENTRAL DIVISION - PLAYOFFS (3-6)

PLAYER	G-GS	MIN	FG-FGA	PCT	3FG-FA	PCT	FT-FTA	PCT	OR	DR	TR	AST	PF-DQ	STL	BLK	PTS	AVG
Cummings	80-78	2824	730-1563	.467	7-15	.467	362-460	.787	281	369	650	198	265-5	106	72	1829	22.9
Pierce	75-4	2078	527-1018	.518	8-36	.222	255-297	.859	82	115	197	156	193-1	77	19	1317	17.6
Sikma	80-80	2587	360-835	.431	82-216	.380	266-294	.905	141	482	623	289	300-6	85	61	1068	13.4
Krystkowiak	80-77	2472	362-766	.473	4-12	.333	289-351	.823	198	412	610	107	219-0	93	9	1017	12.7
Pressey	67-62	2170	307-648	.474	12-55	.218	187-241	.776	73	189	262	439	221-2	119	44	813	12.1
Moncrief	62-50	1594	261-532	.491	25-73	.342	205-237	.865	46	126	172	188	114-1	65	13	752	12.1
Humphries	73-50	2220	345-714	.483	25-94	.266	129-158	.816	70	119	189	405	187-1	142	5	844	11.6
Grayer	11-2	200	32-73	.438	0-2	.000	17-20	.850	14	21	35	22	15-0	10	1	81	7.4
Roberts	71-3	1251	155-319	.486	3-14	.214	104-129	.806	68	141	209	66	126-0	36	23	417	5.9
Green (TOT)	63-2	871	129-264	.489	3-11	.273	30-33	.909	11	58	69	187	35-0	4	2	291	4.6
Green (MIL)	30-0	501	72-132	.545	2-6	.333	17-19	.895	7	39	46	105	19-0	22	2	163	5.4
Breuer	48-4	251	86-179	.480	0-0	—	28-51	.549	51	84	135	22	59-0	9	37	200	4.2
Davis	31-0	513	48-97	.495	1-9	.111	26-32	.813	15	21	36	14	38-0	13	5	123	4.0
Brown (TOT)	43-0	365	50-118	.424	4-16	.250	24-31	.774	22	22	44	26	42-0	15	4	128	3.0
Brown (MIL)	29-0	274	36-73	.493	2-7	.286	18-23	.783	15	14	29	21	28-0	12	4	92	3.2
Mokeski	74-0	690	59-164	.360	7-26	.269	40-51	.784	63	124	187	36	153-0	29	21	165	2.2
Horford	25-0	112	15-46	.326	0-0	—	12-19	.632	9	13	22	3	14-0	1	7	42	1.7
Dunleavy	2-0	5	1-2	.500	1-2	.500	0-0	—	0	0	0	0	0-0	0	0	3	1.5
Turner	4-0	13	3-6	.500	0-0	—	0-0	—	0	3	3	0	2-0	2	0	6	1.5
BUCKS	82	19755	3399-7167	.474	179-567	.316	1955-2382	.821	1133	2272	3405	2071	1953-16	821	323	8932	108.9

HIGHLIGHTS:

- Milwaukee became the top free throw shooting team in NBA history by shooting 82.073%, eclipsing the old standard of 82.054% set by Kansas City-Omaha in 1974-75 (since broken).
- The Bucks posted franchise win number 1,000 on Dec. 6, 1988, with a 109-84 win over Detroit.
- The Bucks topped 30 wins at home for the ninth straight year (31-10).
- The Bucks were the only team to not lose an overtime game in 1988-89 (2-0).
- Milwaukee qualified for the playoffs for the 10th straight year and 17th time in 21 seasons.
- Fred Roberts substituted for injured Terry Cummings and tallied a playoff career-high 33 points vs. Detroit.
- Paul Pressey did not play in the playoffs due to a dislocated right shoulder sustained late in the regular season.

PLAYOFF RECORD:

- Beat Atlanta, First Round, 3-2
- Lost to Detroit, Conference Semifinals, 0-4

HONORS:

- Terry Cummings - NBA All-Star Team

1988-89 MILWAUKEE BUCKS

REGULAR SEASON DAY-BY-DAY

Gm	Date	Opponent	W-L	Score	Record	Bucks High Scorer	Opp. High Scorer	Atten.
1	11/4	@ Indiana	W	117-103	1-0	Pierce, 28	Person, 23	11,153
2	11/5	Atlanta	L	94-107	1-1	Cummings, 19	M.Malone, 25	18,649*
3	11/9	Philadelphia	W	114-103	2-1	Cummings, 31	Robinson, 26	14,192
4	11/12	Boston	W	108-100	3-1	Cummings, 37	Parish, 23	18,673*
5	11/17	New Jersey	L	96-105	3-2	Pierce, 28	Hinson, 23	15,419
6	11/19	@ Cleveland	L	99-106	3-3	Cummings, 30	Daugherty, 31	17,287
7	11/22	@ Indiana	L	91-105	3-4	Cummings, 19	Fleming, 20	8,538
8	11/23	Washington	W	124-102	4-4	Cummings, 31	J.Williams, 18	15,102
9	11/25	@ Boston	L	96-115	4-5	Breuer, 20	McHale, 27	14,890
10	11/26	Miami	W	103-93	5-5	Grayler, 18	Taylor, 21	18,573
11	11/29	Portland	W	119-114	6-5	Cummings, 29	Kersey, 30	13,918
12	12/1	Cleveland	L	96-99	6-6	Sikma, 22	Harper, 28	14,215
13	12/2	@ New Jersey	W	103-92	7-6	Cummings, 32	Hinson, 31	9,225
14	12/6	Detroit	W	109-84	8-6	Pierce, 24	Dantley, 17	15,619
15	12/8	@ New York	L	109-113	8-7	Cummings, 26	Newman, 20	14,356
16	12/9	@ Chicago	L	100-118	8-8	Cummings, 28	Jordan, 35	17,592
17	12/11	L.A. Lakers	W	95-94	9-8	Moncrief, 23	Worthy, 21	18,633*
18	12/13	@ Philadelphia	W	109-91	10-8	Sikma, 26	Barkley, 21	10,103
19	12/14	@ Detroit	W	119-110	11-8	Humphries, 21	Dantley, 22	21,454
20	12/16	@ Atlanta	L	112-115	11-9	Cummings, 32	Wilkins, 30	14,379
21	12/17	Chicago	L	93-112	11-10	Cummings, 21	Jordan, 36	18,633*
22	12/20	Charlotte	W	125-115	12-10	Cummings, 37	Tripucka, 21	15,075
23	12/21	@ Charlotte	W	112-100	13-10	Cummings, 32	Tripucka, 30	23,010
24	12/23	Dallas	W	113-101	14-10	Cummings, 30	Blackman, 21	18,633*
25	12/27	Indiana	W	120-107	15-10	Cummings, 29	Person, 32	18,633*
26	12/30	Atlanta	L	113-117	15-11	Sikma, 30	Wilkins, 29	18,633*
27	1/4	L.A. Clippers	W	110-102	16-11	Cummings, 27	Norman, 24	15,827
28	1/6	@ Washington (Balt.)	W	128-121	(20T) 17-11	Cummings/Pierce, 29	J.Malone, 38	6,429
29	1/7	Utah	W	107-89	18-11	Cummings, 24	K.Malone, 24	18,633*
30	1/11	Denver	W	123-106	19-11	Krystkowiak, 27	Lever, 27	15,702
31	1/13	@ Miami	W	107-101	20-11	Pierce, 23	Sundvold, 19	15,008
32	1/15	Detroit	W	120-112	21-11	Cummings, 26	Thomas, 25	18,633*
33	1/17	@ Atlanta	L	98-111	21-12	Cummings/Pierce, 22	Levingston, 23	15,387
34	1/18	Charlotte	W	118-106	22-12	Cummings, 26	Reid/Tripucka, 20	16,145
35	1/20	@ Utah	L	96-98	22-13	Pierce/Sikma, 22	K.Malone, 39	12,444
36	1/21	@ Denver	W	116-107	23-13	Pierce, 21	English, 33	17,022
37	1/24	@ Sacramento	W	114-110	24-13	Cummings, 31	K.Smith, 19	16,517
38	1/26	@ Portland	W	127-109	25-13	Krystkowiak, 31	Kersey, 25	12,848
39	1/28	@ L.A. Clippers	W	105-84	26-13	Humphries, 24	Dailey, 28	12,476
40	1/29	@ Seattle	L	106-112	26-14	Pressey, 24	McKey, 23	20,009
41	1/31	Sacramento	W	117-104	27-14	Humphries, 23	Piwnicki, 21	15,021
42	2/3	@ Indiana	W	109-91	28-14	Pierce, 29	Miller, 22	9,090
43	2/4	@ Washington	W	113-102	29-14	Pierce, 21	J.Malone, 23	9,532
44	2/7	Cleveland	W	115-106	30-14	Cummings, 31	Daugherty, 28	18,633*
45	2/8	@ Detroit	L	96-107	30-15	Cummings, 20	Laimbeer, 22	21,454
46	2/14	New Jersey	W	132-91	31-15	Cummings, 28	Hinson/Morris, 16	15,874
47	2/16	@ Chicago	L	116-117	31-16	Sikma, 26	Jordan, 50	17,679
48	2/19	Chicago	L	106-108	31-17	Cummings, 27	Jordan, 23	18,633*
49	2/21	Indiana	W	116-90	32-17	Cummings, 27	Person, 20	15,765
50	2/24	@ Boston (Hart.)	L	112-125	32-18	Pierce, 22	McHale, 26	15,239
51	2/25	Houston	W	121-105	33-18	Pressey, 25	Olajuwon, 26	18,633*
52	2/27	San Antonio	W	105-96	34-18	Cummings, 19	Brickowski, 22	14,862
53	3/1	New York	W	121-111	35-18	Cummings, 38	Wilkins, 20	16,097
54	3/3	@ Chicago	L	96-102	35-19	Cummings, 20	Jordan, 28	18,244
55	3/5	@ Cleveland	W	103-98	36-19	Cummings, 26	Daugherty, 30	19,938
56	3/7	Washington	W	121-101	37-19	Cummings, 26	King, 18	16,242
57	3/10	Seattle	W	102-90	38-19	Pierce, 20	Schoene, 18	18,633*
58	3/11	Phoenix	W	100-93	39-19	Cummings, 33	K.Johnson, 28	18,633*
59	3/13	@ Dallas	W	111-95	40-19	Cummings, 25	Dantley, 18	17,007
60	3/15	@ San Antonio	L	108-110	40-20	Pierce, 24	W.Anderson, 25	8,778
61	3/16	@ Houston	L	104-120	40-21	Cummings/Pressey, 21	Olajuwon, 32	16,611
62	3/18	Detroit	W	117-100	41-21	Cummings, 26	Aguirre/V.Johnson, 14	18,633*
63	3/19	@ New York	L	104-128	41-22	Cummings, 24	Vandeweghe, 20	18,385
64	3/21	Boston	W	98-86	42-22	Cummings, 21	Lewis, 22	18,417
65	3/23	@ Cleveland	L	88-102	42-23	Sikma, 21	Harper, 21	19,512
66	3/25	Cleveland	W	113-105 (OT)	43-23	Pierce, 29	Daugherty, 30	18,633*
67	3/27	Golden State	W	121-109	44-23	Krystkowiak, 26	Mullin, 28	18,633*
68	3/29	Chicago	L	102-106	44-24	Cummings, 24	Jordan, 32	18,633*
69	3/31	@ Phoenix	L	104-122	44-25	Cummings, 36	Chambers, 34	14,471
70	4/2	@ L.A. Lakers	L	117-118	44-26	Pierce, 29	Scott, 32	17,505
71	4/4	@ Golden State	W	124-118	45-26	Cummings, 32	Richmond, 27	15,025
72	4/6	New York	L	99-112	45-27	Cummings, 21	Ewing/G.Wilkins, 21	16,212
73	4/8	Philadelphia	W	113-103	46-27	Krystkowiak, 28	Barkley, 24	18,633*
74	4/9	@ Detroit	L	91-100	46-28	Pierce, 26	Aguirre, 20	21,454
75	4/11	New Jersey	W	125-93	47-28	Pierce, 19	Morris, 25	15,489
76	4/12	@ Washington	L	107-111	47-29	Cummings/Pierce, 24	J.Malone, 24	7,731
77	4/15	@ Atlanta	L	100-125	47-30	Moncrief/Sikma, 14	Wilkins, 29	16,371
78	4/16	@ New Jersey	W	100-96	48-30	Pierce, 22	McGee, 26	12,082
79	4/18	@ Philadelphia	L	102-124	48-31	Krystkowiak, 18	Barkley, 34	13,359
80	4/19	Atlanta	L	92-100	48-32	Cummings, 24	Wilkins, 31	16,381
81	4/21	@ Charlotte	W	117-100	49-32	Krystkowiak, 23	Curry, 23	23,388
82	4/22	Indiana	L	110-117	49-33	Pierce, 23	Miller, 28	17,294

* denotes sellout

GENERAL
INFO

FRONT
OFFICE

PLAYERS

2013-14
SEASON

STATS &
RECORDS


HISTORY

NBA

OPPONENTS

MEDIA

1989-90 MILWAUKEE BUCKS



BACK ROW: Fred Roberts, Greg Anderson, Brad Lohaus, Tito Horford, Jack Sikma, Larry Krystkowiak, Ben Coleman, Frank Kornet.

MIDDLE ROW: Jay Humphries, Ricky Pierce, Jeff Grayer, Head Coach Del Harris, Tony Brown, Paul Pressey, Alvin Robertson.

FRONT ROW: Trainer Jeff Snedeker, Assistant Coach Frank Hamblen, Assistant Coach Mike Dunleavy, Assistant Coach Mack Calvin.

REGULAR SEASON (44-38) - 3RD, CENTRAL DIVISION - PLAYOFFS (1-3)

PLAYER	G-GS	MIN	FG-FGA	PCT	3FG-FA	PCT	FT-FTA	PCT	OR	DR	TR	AST	PF-DQ	STL	BLK	PTS	AVG
Pierce	59-0	1709	503-987	.510	46-133	.346	307-366	.839	64	103	167	133	158-2	50	7	1359	23.0
Humphries	81-81	2818	496-1005	.494	21-70	.300	224-285	.786	80	189	269	472	253-2	156	11	1237	15.3
Robertson	81-81	2599	476-946	.503	4-26	.154	197-266	.741	230	329	559	445	280-2	207	17	1153	14.2
Sikma	71-70	2250	344-827	.416	68-199	.342	230-260	.885	109	383	492	229	244-5	76	48	986	13.9
Pressey	57-2	1400	239-506	.472	6-43	.140	144-190	.758	59	113	172	244	149-3	71	23	628	11.0
Roberts	82-66	2235	330-666	.495	2-11	.182	195-249	.783	107	204	311	147	210-5	56	25	857	10.5
Lohaus (TOT)	80-41	1943	305-663	.460	47-137	.343	75-103	.728	98	300	398	168	211-3	58	88	732	9.2
Lohaus (MIL)	52-17	1353	211-461	.458	46-121	.380	54-77	.701	77	211	288	106	145-2	44	66	522	10.0
Anderson	60-28	1291	219-432	.507	0-0	—	91-170	.535	112	261	373	24	176-3	32	54	529	8.8
Grayer	71-40	1427	224-487	.460	1-8	.125	99-152	.651	94	123	217	107	125-0	48	10	548	7.7
Krystkowiak	16-7	381	43-118	.364	0-2	.000	26-33	.788	16	60	76	25	41-0	10	2	112	7.0
Breuer	30-8	554	86-186	.462	0-0	—	32-51	.627	43	84	127	13	63-0	9	33	204	6.8
Coleman	22-0	305	46-97	.474	0-1	.000	34-41	.829	31	56	87	12	54-0	7	7	126	5.7
Brown	61-10	635	88-206	.427	5-20	.250	38-56	.679	39	33	72	41	79-0	32	4	219	3.6
Sichting (TOT)	35-8	496	50-125	.400	3-12	.250	18-22	.818	3	16	19	94	40-0	16	2	121	3.5
Sichting (MIL)	1-0	27	0-6	.000	0-0	—	3-4	.750	0	0	0	2	1-0	0	0	3	3.0
Dunleavy	5-0	43	4-14	.286	2-9	.222	7-8	.875	0	2	2	10	7-0	1	0	17	3.4
Henderson	11-0	129	11-26	.423	3-7	.429	2-2	1.000	3	9	12	13	14-0	8	0	27	2.5
Kornet	57-0	438	42-114	.368	5-20	.250	24-39	.615	25	46	71	21	54-0	14	3	113	2.0
Horford	35-0	236	18-62	.290	0-0	—	15-24	.625	19	40	59	2	33-0	5	16	51	1.5
BUCKS	82	19830	3380-7146	.473	209-670	.312	1722-2273	.758	1108	2246	3354	2046	2086-24	826	326	8691	106.0

HIGHLIGHTS:

- Milwaukee overcame a record 235 missed player games due to injury to finish third in the Central Division at 44-38.
- The Bucks registered their 11th consecutive winning season, a streak second only to the Lakers string of 14 in a row.
- On Nov. 9, 1989, the Bucks battled Seattle in a five overtime marathon that etched its mark in NBA annals as the second-longest professional game on record (4:17). The Bucks captured a 155-154 victory over the Sonics.
- On Nov. 16, 1989, the Bucks tied a league mark by scoring 50 points in the first period vs. Orlando.
- The Bucks topped the league in steals (10.1 spg) while finishing second in forced turnovers (18.4 TO's per game).
- Ricky Pierce became the first reserve ever to lead the team in scoring (23.0 ppg).
- Alvin Robertson broke the club record for steals in a season with 207.
- Milwaukee qualified for post-season competition for the 11th straight year and 18th time in 22 seasons.

PLAYOFF RECORD:

- Lost to Chicago, First Round, 1-3

HONORS:

- Ricky Pierce - NBA Sixth Man Award

1989-90 MILWAUKEE BUCKS

REGULAR SEASON DAY-BY-DAY

Gm	Date	Opponent	W-L	Score	Record	Bucks High Scorer	Opp. High Scorer	Atten.
1	11/3	@ Boston	L	114-127	0-1	Pierce, 35	Bird, 32	14,890
2	11/4	@ Philadelphia	W	102-96	1-1	Pressey, 21	Barkley, 27	13,893
3	11/7	Boston	W	106-100	2-1	Roberts, 26	Bird/McHale, 18	15,079
4	11/9	Seattle	W	155-154 (5OT)	3-1	Pierce, 36	Ellis, 53	14,012
5	11/11	Philadelphia	L	96-104	3-2	Pierce, 21	Barkley, 23	17,465
6	11/14	San Antonio	W	108-97	4-2	Sikma, 29	Anderson, 22	14,120
7	11/16	Orlando	W	132-113	5-2	Pierce, 28	Theus, 33	13,298
8	11/17	@ Detroit	L	79-106	5-3	Pierce/Sikma, 16	Dumars, 22	21,454
9	11/21	@ Washington	L	91-97	5-4	Roberts, 26	J.Malone, 20	11,721
10	11/22	Atlanta	W	118-110	6-4	Pierce, 20	M.Malone, 21	15,124
11	11/25	@ New York	L	108-125	6-5	Humphries, 17	G.Wilkins, 23	18,212
12	11/27	Indiana	L	97-101	6-6	Pierce, 22	Smits, 25	13,226
13	11/29	@ L.A. Clippers	W	117-103	7-6	Pierce, 26	Manning/Norman, 21	12,306
14	11/30	@ Denver	L	102-103	7-7	Humphries, 25	Davis, 24	8,727
15	12/2	@ Golden State	L	98-101	7-8	Humphries, 28	Mullin, 26	15,025
16	12/5	@ Sacramento	L	103-118	7-9	Pierce, 45	Tisdale, 34	17,014
17	12/8	@ Phoenix	L	98-123	7-10	Humphries, 20	Chambers, 41	12,409
18	12/10	Portland	W	107-104	8-10	Sikma, 30	Drexler, 36	15,124
19	12/12	Orlando	W	106-103	9-10	Pressey, 20	Reynolds, 26	14,276
20	12/13	@ Cleveland	L	93-99	9-11	Roberts, 27	Nance, 31	13,331
21	12/15	@ Indiana	W	103-98	10-11	Sikma, 20	Miller, 24	10,495
22	12/16	Miami	L	96-99	10-12	Sikma, 22	Seikaly, 22	15,715
23	12/19	Boston	L	86-95	10-13	Humphries, 22	Bird, 21	15,182
24	12/22	Cleveland	W	112-100	11-13	Humphries, 27	Price, 20	17,854
25	12/23	@ Minnesota	W	94-90	12-13	Robertson, 18	Campbell, 23	23,249
26	12/26	Houston	W	103-96	13-13	Sikma, 26	Olajuwon, 34	15,945
27	12/29	@ Detroit	W	99-85	14-13	Robierre, 20	Aguirre, 19	21,454
28	12/30	Minnesota	W	109-99	15-13	Sikma, 23	Mitchell, 28	17,924
29	1/2	@ Atlanta	L	107-113	15-14	Pierce, 25	Malone, 31	11,676
30	1/3	@ New Jersey	W	110-96	16-14	Pierce, 32	Bowie, 21	6,890
31	1/6	Chicago	W	118-111	17-14	Sikma, 21	Jordan, 35	18,633*
32	1/8	Charlotte	W	126-113	18-14	Anderson, 28	Gilliam, 25	14,178
33	1/10	@ Cleveland	W	116-100	19-14	Pierce, 31	J.Williams, 23	15,369
34	1/12	L.A. Clippers	L	94-95	19-15	Pierce, 25	Harper, 23	17,901
35	1/13	@ Indiana	L	109-111	19-16	Pierce, 22	Person, 26	12,180
36	1/16	Golden State	W	134-126	20-16	Robertson, 37	Mullin, 39	18,633*
37	1/18	@ Washington	W	115-112	21-16	Pierce, 25	Eackles, 37	12,414
38	1/19	L.A. Lakers	W	103-102	22-16	Pierce, 22	Johnson, 26	18,633*
39	1/21	Miami	W	127-101	23-16	Pierce, 22	Seikaly, 26	15,017
40	1/23	@ Portland	L	90-119	23-17	Pierce, 23	Kersey/Porter, 19	12,884
41	1/24	@ Seattle	W	119-112	24-17	Sikma, 28	McDaniel, 32	10,903
42	1/26	@ L.A. Lakers	L	91-100	24-18	Humphries, 21	Worthy, 27	17,505
43	1/27	@ Utah	L	96-144	24-19	Pierce, 21	K.Malone, 61	12,616
44	1/30	Sacramento	W	109-102	25-19	Sikma, 23	Tisdale, 31	13,682
45	2/1	Orlando	W	129-111	26-19	Robertson, 16	Anslay, 24	14,113
46	2/2	@ Philadelphia	L	109-119	26-20	Robertson, 19	Barkley, 33	15,383
47	2/4	Philadelphia	L	102-105	26-21	Pressey, 21	Dawkins, 21	17,964
48	2/6	@ Boston (Hart.)	W	119-106	27-21	Roberts/Sikma, 20	McHale, 28	15,239
49	2/8	Detroit	L	101-104	27-22	Lohaus, 21	Thomas, 23	17,204
50	2/10	Denver	W	127-117	28-22	Anderson, 24	Rasmussen, 24	13,829
51	2/18	Chicago	L	88-111	28-23	Anderson, 16	Jordan, 39	18,633*
52	2/20	New Jersey	W	110-102	29-23	Pierce, 29	Shackelford, 23	14,065
53	2/22	Dallas	W	109-97	30-23	Pierce, 33	Tarpley, 26	15,136
54	2/23	@ Charlotte	W	104-100	31-23	Pierce, 31	Gilliam, 23	23,901
55	2/25	@ Miami	W	113-108	32-23	Pierce, 30	Douglas, 17	15,008
56	2/27	@ Chicago	L	96-106	32-24	Pierce, 38	Jordan, 43	18,050
57	3/2	@ Atlanta	L	110-132	32-25	Anderson/Pierce, 24	Wilkins, 44	16,096
58	3/3	New York	L	105-106	32-26	Pierce, 35	Ewing, 31	18,633*
59	3/6	Chicago	L	105-114	32-27	Robertson, 33	Jordan, 35	18,633*
60	3/9	Utah	L	100-108	32-28	3 players, 15	Malone, 40	18,633*
61	3/11	Cleveland	L	96-107	32-29	Pierce, 26	Price, 31	17,474
62	3/12	@ New Jersey	W	109-104	33-29	Pierce, 39	Bowie, 29	7,146
63	3/15	Washington	W	96-91	34-29	Humphries/Lohaus, 17	J.Malone, 26	14,602
64	3/17	@ New York	W	123-111	35-29	Lohaus, 23	Ewing, 37	18,212
65	3/20	Detroit	L	96-117	35-30	Pierce, 21	Edwards, 21	17,053
66	3/21	@ Indiana	L	96-112	35-31	Robertson, 31	Person, 27	9,350
67	3/24	@ Orlando	W	109-101	36-31	Pierce, 34	Catledge, 24	15,077
68	3/25	@ Miami	L	102-105	36-32	Pierce, 31	Douglas, 24	15,008
69	3/27	Phoenix	W	133-127	37-32	Pierce, 30	K.Johnson, 44	15,493
70	3/29	@ Houston	L	94-120	37-33	Robertson, 18	Thorpe, 21	15,088
71	3/31	@ San Antonio	L	100-107	37-34	Sikma, 23	Cummings, 24	15,910
72	4/1	@ Dallas	L	72-86	37-35	Roberts, 13	Tarpley, 24	17,007
73	4/4	Indiana	W	121-116 (OT)	38-35	Robertson, 30	Miller, 31	15,019
74	4/6	@ Detroit	W	92-84	39-35	Lohaus, 25	Edwards, 25	21,454
75	4/7	Washington	W	110-100	40-35	Humphries, 29	King, 35	18,482
76	4/10	@ Orlando	W	130-127	41-35	Pierce, 31	Catledge, 29	15,077
77	4/11	@ Atlanta	L	94-106	41-36	Pierce, 31	Wilkins, 27	13,348
78	4/13	@ Chicago	L	106-116	41-37	Pierce, 22	Jordan, 26	18,676
79	4/14	Atlanta	W	109-93	42-37	Humphries, 27	Wilkins, 29	18,633*
80	4/17	Cleveland	L	88-96	42-38	Humphries, 22	J.Williams, 19	14,374
81	4/19	New York	W	96-95	43-38	Humphries, 29	Walker, 24	14,487
82	4/21	New Jersey	W	96-95	44-38	Humphries, 23	Short, 24	16,121

* denotes sellout

GENERAL
INFO

FRONT
OFFICE

PLAYERS

2013-14
SEASON

STATS &
RECORDS

HISTORY

NBA

OPPONENTS

MEDIA

1990-91 MILWAUKEE BUCKS



BACK ROW: Jeff Grayer, Frank Brickowski, Brad Lohaus, Dan Schayes, Jack Sikma, Fred Roberts, Frank Kornet, Dale Ellis. **MIDDLE ROW:** Trainer Mark Pfeil, Assistant Coach Frank Hamblen, Jay Humphries, Lester Conner, Head Coach Del Harris, Alvin Robertson, Steve Henson, Assistant Coach Mack Calvin, Assistant Coach Larry Riley. **FRONT ROW:** Scout/Video Coordinator Larry Harris, Equipment Manager Harold Lewis.

REGULAR SEASON (48-34) - 3RD, CENTRAL DIVISION - PLAYOFFS (0-3)

PLAYER	G-GS	MIN	FG-FGA	PCT	3FG-FA	PCT	FT-FTA	PCT	OR	DR	TR	AST	PF-DQ	STL	BLK	PTS	AVG
Pierce	46-0	1327	359-720	.499	37-93	.398	282-311	.907	37	80	117	96	90-0	38	11	1037	22.5
Ellis (TOT)	51-24	1424	340-718	.474	57-157	.363	120-166	.723	66	107	173	95	112-1	49	8	857	16.8
Ellis (MIL)	21-0	624	159-327	.486	30-68	.441	58-82	.707	38	43	81	31	53-1	16	5	406	19.3
Humphries	80-80	2726	482-960	.502	60-161	.373	191-239	.799	57	163	220	538	237-2	129	7	1215	15.2
Robertson	81-81	2598	438-904	.485	23-63	.365	199-263	.757	191	268	459	444	273-5	246	16	1098	13.6
Brickowski	75-73	1912	372-706	.527	0-2	.000	198-248	.798	129	297	426	131	255-4	86	43	942	12.6
Roberts	82-82	2114	357-670	.533	4-25	.160	170-209	.813	107	174	281	135	190-2	63	29	888	10.8
Schayes	82-38	2228	298-597	.499	0-5	.000	274-328	.835	174	361	535	98	264-4	55	61	870	10.6
Sikma	77-44	1940	295-691	.427	46-135	.341	166-197	.843	108	333	441	143	218-4	65	64	802	10.4
Grayer	82-7	1422	210-485	.433	0-3	.000	101-147	.687	111	135	246	123	98-0	48	9	521	6.4
Dantley	10-0	126	19-50	.380	1-3	.333	18-26	.692	8	5	13	9	8-0	5	0	57	5.7
Lohaus	81-3	1219	179-415	.431	33-119	.277	37-54	.685	59	158	217	75	170-3	50	74	428	5.3
Conner (TOT)	74-4	1008	96-207	.464	0-5	.000	68-94	.723	21	91	112	165	75-0	85	2	260	3.5
Conner (MIL)	39-2	519	38-96	.396	0-3	.000	39-52	.750	10	45	55	107	37-0	48	1	115	2.9
Henson	68-0	690	79-189	.418	18-54	.333	38-42	.905	14	37	51	131	83-0	32	0	214	3.1
Anderson	26-0	247	27-73	.370	0-1	.000	16-28	.571	26	49	75	3	29-0	8	9	70	2.7
Stephens	3-0	6	2-3	.667	0-0	—	2-2	1.000	0	0	0	2	0-0	0	0	6	2.0
Kornet	32-0	157	23-62	.371	5-18	.278	7-13	.538	10	14	24	9	28-0	5	1	58	1.8
BUCKS	82	19855	3337-6948	.480	257-753	.341	1796-2241	.801	1079	2162	3241	2075	2033-25	894	330	8727	106.4

HIGHLIGHTS:

- The Bucks clawed to a 48-34 mark to finish third in the Central and post their 12th consecutive winning season.
- Milwaukee entered the 1990-91 campaign as the winningest team in the history of the NBA, averaging 49.31 victories per season since joining the league in 1968-69.
- The season began with 18 straight Bradley Center victories by the Bucks, setting a franchise record for consecutive home wins within a season.
- The Bucks set a club record and topped the NBA for the second consecutive season in steals with 894 (the previous team-best for steals in a season was 867 in 1977-78).
- The Bucks were .500 or better against each of the four divisions (Atlantic 17-7, Central 16-14, Midwest 7-7, Pacific 8-6).
- Milwaukee posted 16 victories in games it trailed at the half, a total which tied Portland for the league best.
- The Bucks made their 12th straight playoff appearance and 19th in the 23-year history of the franchise.
- For only the fifth time in 18 series, the Bucks lost a playoff series in which they held the homecourt advantage.

PLAYOFF RECORD:

- Lost to Philadelphia, First Round, 0-3

HONORS:

- Alvin Robertson - NBA All-Star Team and NBA All-Defensive First Team
- Ricky Pierce - NBA All-Star Team

1990-91 MILWAUKEE BUCKS

REGULAR SEASON DAY-BY-DAY

Gm	Date	Opponent	W-L	Score	Record	Bucks High Scorer	Opp. High Scorer	Atten.
1	11/2	@ Detroit	L	104-115	0-1	Pierce, 31	Dumars, 19	21,454
2	11/3	Minnesota	W	111-93	1-1	Pierce/Robertson, 18	Campbell, 30	15,102
3	11/6	@ Miami	W	106-94	2-1	Robertson, 27	Rice, 19	15,008
4	11/8	Philadelphia	W	141-111	3-1	Pierce, 28	Barkley, 27	13,475
5	11/9	@ Washington	W	108-100	4-1	Pierce, 25	B.King, 34	9,829
6	11/13	Boston	W	119-91	5-1	Sikma, 21	McHale/Shaw, 19	15,321
7	11/14	@ New Jersey	L	95-112	5-2	Pierce, 23	Coleman, 20	6,424
8	11/16	@ Cleveland	L	94-99	5-3	Robertson, 24	Nance, 25	14,430
9	11/17	New Jersey	W	111-99	6-3	Pierce, 32	Bowie, 16	14,276
10	11/19	Utah	W	114-104	7-3	Pierce, 22	K.Malone, 24	13,568
11	11/21	Atlanta	W	105-93	8-3	Pierce, 25	M.Malone, 22	15,279
12	11/24	@ New York	W	107-97	9-3	Pierce, 31	Ewing, 32	17,101
13	11/27	Indiana	W	112-98	10-3	Pierce, 37	Schrempf, 20	13,492
14	11/28	@ Charlotte	L	111-118 (OT)	10-4	Pierce, 28	Chapman/Reid, 21	23,901
15	11/30	New York	W	103-97	11-4	Humphries, 20	Oakley, 19	15,294
16	12/2	@ Indiana	L	103-107	11-5	Sikma, 16	Person, 20	8,717
17	12/4	@ Philadelphia	L	108-109 (OT)	11-6	Robertson, 26	Barkley, 42	10,795
18	12/5	Cleveland	W	113-109 (OT)	12-6	Robertson, 31	Valentine, 24	13,941
19	12/7	@ Atlanta	W	104-103	13-6	Humphries/Sikma, 20	Rivers, 24	9,586
20	12/9	Seattle	W	105-99	14-6	Pierce, 24	Kemp, 31	14,327
21	12/11	Chicago	W	99-87	15-6	Humphries, 21	Jordan, 31	18,633*
22	12/12	@ Boston	L	111-129	15-7	Brickowski, 17	Bird, 30	14,890
23	12/15	L.A. Clippers	W	98-92	16-7	Brickowski, 25	Smith, 27	16,764
24	12/18	Detroit	W	106-101	17-7	Humphries, 36	Dumars, 19	15,439
25	12/21	@ Dallas	L	89-103	17-8	Pierce, 20	Blackman, 27	17,007
26	12/22	@ San Antonio	W	114-98	18-8	Sikma, 29	Robinson, 25	15,908
27	12/26	Golden State	W	126-119	19-8	Humphries/Pierce, 28	Mullin, 29	18,633*
28	12/29	@ New York	W	109-100	20-8	Pierce, 22	G.Wilkins, 24	17,077
29	12/30	Portland	W	117-112	21-8	Pierce, 31	Drexler, 21	18,633*
30	1/2	@ Charlotte	W	106-91	22-8	Sikma, 22	Newman, 19	23,901
31	1/3	Dallas	W	97-87	23-8	Pierce, 28	Harper, 21	15,671
32	1/5	Phoenix	W	88-86	24-8	Brickowski, 24	K.Johnson, 34	18,633*
33	1/8	Washington	W	99-96	25-8	Pierce, 22	B.King, 30	16,645
34	1/9	@ Boston	L	102-110	25-9	Pierce, 22	McHale, 30	14,890
35	1/11	Philadelphia	L	105-120	25-10	Pierce, 25	Barkley, 37	18,633*
36	1/12	@ Indiana	L	110-118	25-11	Pierce, 27	M.Williams/Schrempf, 19	12,049
37	1/14	@ Chicago	L	97-110	25-12	Pierce, 26	Jordan, 34	18,676
38	1/16	Indiana	W	126-119	26-12	Humphries, 33	Miller, 26	14,627
39	1/18	Orlando	W	125-106	27-12	Pierce, 25	Catledge, 21	17,245
40	1/20	@ Portland	L	112-116	27-13	Humphries, 27	Duckworth, 21	12,884
41	1/22	@ Seattle	L	101-132	27-14	Pierce, 21	E.Johnson, 29	9,469
42	1/23	@ Sacramento	L	91-95	27-15	Pierce, 22	Carr, 28	17,014
43	1/25	@ Golden State	L	98-127	27-16	Schayes, 25	Hardaway, 31	15,025
44	1/26	@ L.A. Clippers	L	98-99	27-17	Humphries, 22	Norman, 20	15,350
45	1/29	Denver	L	122-126	27-18	Pierce, 28	Adams, 41	15,993
46	2/1	Sacramento	W	117-112	28-18	Pierce, 33	Simmons, 26	18,075
47	2/3	Charlotte	W	120-111	29-18	Humphries, 27	Curry, 24	17,112
48	2/4	@ Cleveland	W	103-96	30-18	Pierce, 27	Daugherty, 30	12,580
49	2/6	Houston	L	99-111	30-19	Humphries, 30	Thorpe, 35	15,381
50	2/14	Detroit	L	94-102	30-20	Pierce, 18	Dumars, 31	16,945
51	2/15	@ Charlotte	W	106-103 (OT)	31-20	Robertson, 24	Newman, 20	23,901
52	2/17	@ Orlando	W	111-103 (OT)	32-20	Schayes, 26	Skiles/Smith, 20	15,077
53	2/19	Miami	W	116-90	33-20	Robertson, 21	Seikaly, 19	15,587
54	2/21	@ Houston	L	90-92	33-21	Brickowski, 18	Thorpe, 28	14,666
55	2/23	Cleveland	W	118-103	34-21	Schayes, 31	Daugherty, 23	18,633*
56	2/26	@ Miami	W	119-106	35-21	Schayes, 29	Burton/Douglas, 18	15,008
57	2/28	@ New Jersey	L	93-98	35-22	Robertson, 22	Petrovic, 22	8,870
58	3/1	Washington	W	106-105	36-22	Ellis, 20	B.King, 35	18,633*
59	3/3	Atlanta	L	106-115	36-23	Ellis, 32	Wilkins, 25	16,341
60	3/5	@ Chicago	L	86-104	36-24	Ellis/Gray, 19	Jordan, 30	18,335
61	3/7	L.A. Lakers	W	99-94	37-24	Gray, 23	Worthy, 26	18,633*
62	3/9	Charlotte	L	98-107	37-25	Humphries, 27	Newman, 27	18,633*
63	3/11	@ Detroit	W	96-85	38-25	Ellis, 30	Dumars, 17	21,454
64	3/13	Chicago	L	101-102	38-26	Schayes, 19	Jordan, 39	18,633*
65	3/14	@ Cleveland	L	101-103	38-27	Henson, 16	Nance, 31	13,649
66	3/17	New York	W	102-101	39-27	Ellis, 23	Ewing, 23	17,212
67	3/19	Miami	W	101-88	40-27	Ellis, 29	Burton, 24	16,274
68	3/22	@ L.A. Lakers	W	99-92	41-27	Brickowski, 32	Worthy, 34	17,505
69	3/23	@ Denver	W	140-136 (OT)	42-27	Ellis, 25	Adams, 54	10,750
70	3/25	@ Utah	L	98-109	42-28	Ellis, 25	K.Malone, 37	12,616
71	3/28	@ Phoenix	L	88-102	42-29	Brickowski, 17	Chambers/Majerle, 18	14,487
72	3/30	Atlanta	W	104-96	43-29	Brickowski/Roberts, 23	Wilkins, 27	17,683
73	4/2	@ Philadelphia	W	121-104	44-29	Roberts, 32	Williams, 17	15,155
74	4/4	San Antonio	L	101-105	44-30	Humphries, 20	Robinson, 35	17,163
75	4/6	New Jersey	W	133-114	45-30	Roberts, 34	Theus, 36	17,238
76	4/9	Detroit	W	105-95	46-30	Humphries, 23	Dumars, 42	15,081
77	4/11	Boston	W	111-92	47-30	Roberts, 26	McHale, 16	16,511
78	4/13	@ Atlanta	L	91-97	47-31	Brickowski, 23	Webb, 23	14,687
79	4/15	@ Chicago	L	94-103	47-32	Brickowski, 22	Jordan, 46	18,117
80	4/16	@ Washington	L	106-112 (OT)	47-33	Schayes, 23	Ellison, 27	7,491
81	4/19	@ Minnesota	L	91-109	47-34	Roberts, 17	Campbell, 28	19,006
82	4/20	Indiana	W	133-100	48-34	Roberts, 21	Miller, 23	17,295

* denotes sellout

GENERAL
INFO

FRONT
OFFICE

PLAYERS

2013-14
SEASON

STATS &
RECORDS

HISTORY

NBA

OPPONENTS

MEDIA

1991-92 MILWAUKEE BUCKS



BACK ROW: Frank Brickowski, Larry Krystkowiak, Brad Lohaus, Dan Schayes, Moses Malone, Fred Roberts, Dale Ellis. **MIDDLE ROW:** Head Coach Frank Hamblen, Lester Conner, Alvin Robertson, Dave Popson, Jeff Grayer, Jay Humphries, Steve Henson, Vice President of Basketball Operations Del Harris. **FRONT ROW:** Equipment Manager Harold Lewis, Scout/Video Coordinator Larry Harris, Assistant Coach Larry Riley, Assistant Coach Butch Carter, Director of Player Personnel and Assistant Coach Lee Rose, Trainer Mark Pfeil, Assistant Trainer Phil Horton.

REGULAR SEASON (31-51) - 6TH, CENTRAL DIVISION - PLAYOFFS (DNQ)

PLAYER	G-GS	MIN	FG-FGA	PCT	3FG-FA	PCT	FT-FTA	PCT	OR	DR	TR	AST	PF-DQ	STL	BLK	PTS	AVG
Ellis	81-11	2191	485-1034	.469	138-329	.419	164-212	.774	92	161	253	104	151-0	57	18	1272	15.7
Malone	82-77	2511	440-929	.474	3-8	.375	396-504	.786	320	424	744	93	136-0	74	64	1279	15.6
Humphries	71-71	2261	377-803	.469	42-144	.292	195-249	.783	44	140	184	466	210-2	119	13	991	14.0
Robertson	82-79	2463	396-922	.430	67-210	.319	151-198	.763	175	175	350	360	263-5	210	32	1010	12.3
Brickowski	65-60	1556	306-584	.524	3-6	.500	125-163	.767	97	247	344	122	223-11	60	23	740	11.4
Roberts	80-63	1746	311-645	.482	19-37	.514	128-171	.749	103	154	257	122	177-0	52	40	769	9.6
Krystkowiak	79-16	1848	293-660	.444	0-5	.000	128-169	.757	131	298	429	114	218-2	54	12	714	9.0
Grayer	82-11	1659	309-689	.448	19-66	.288	102-153	.667	129	128	257	150	142-0	64	13	739	9.0
Lohaus	70-8	1081	162-360	.450	57-144	.396	27-41	.659	65	184	249	74	144-5	40	71	408	5.8
Schayes	43-4	726	83-199	.417	0-0	—	74-96	.771	58	110	168	34	98-0	19	19	240	5.6
Conner	81-9	1420	103-239	.431	0-7	.000	81-115	.704	63	121	184	294	86-0	97	10	287	3.5
Henson	50-1	386	52-144	.361	23-48	.479	23-29	.793	17	24	41	82	50-0	15	1	150	3.0
Lane (TOT)	14-5	177	14-46	.304	0-0	—	9-27	.333	32	34	66	17	28-0	2	1	37	2.6
Lane (MIL)	2-0	6	1-1	1.000	0-0	—	1-2	.500	1	3	4	0	1-0	0	0	3	1.5
Popson	5-0	26	3-7	.429	0-1	.000	1-2	.500	2	3	5	3	5-0	2	1	7	1.4
BUCKS	82	19880	3321-7216	.460	371-1005	.369	1596-2104	.759	1297	2172	3469	2018	1904-25	863	317	8609	105.0

HIGHLIGHTS:

- The Bucks sixth-place finish in the Central was the lowest since the team moved into the division in 1980-81.
- On Dec. 4, 1991, with Milwaukee sporting an 8-9 record, Del Harris relinquished his head coaching duties to concentrate on the club's basketball operations. Frank Hamblen, his top assistant for the previous four seasons, was named head coach.
- Milwaukee led the NBA in steals (863) for the third straight season and ranked second in turnovers forced at 17.3 per game.
- The Bucks set a new single-game mark with 24 steals vs. Orlando on March 6, 1992.
- Milwaukee finished second in the league in 3-point field goal percentage at 36.9 (371-1,005).
- Dale Ellis led the triple attack as he set new individual club records with 138 3-pointers and 329 trey attempts (both records have been broken).
- Milwaukee grabbed a club record 1,297 offensive rebounds, breaking the old mark of 1,261 set in 1980-81.
- The Bucks exploded for 53 points in the fourth quarter of a game at Cleveland on Nov. 12, 1991, establishing a new club record for points in a quarter.

PLAYOFF RECORD:

- Did not qualify

HONORS:

- None

1991-92 MILWAUKEE BUCKS

REGULAR SEASON DAY-BY-DAY

Gm	Date	Opponent	W-L	Score	Record	Bucks High Scorer	Opp. High Scorer	Atten.
1	11/1	@ Detroit	W	109-99	1-0	Ellis, 24	Dumars, 20	21,454
2	11/2	Chicago	W	109-107	2-0	Robertson, 29	Jordan, 46	18,633*
3	11/5	@ New York	L	85-113	2-1	Ellis/Humphries, 14	McDaniel, 28	15,768
4	11/6	Golden State	L	114-120	2-2	Grayer, 27	Mullin, 32	14,591
5	11/8	@ Charlotte	W	125-122 (OT)	3-2	Malone, 23	Curry, 29	23,698
6	11/9	Dallas	W	111-94	4-2	Humphries, 24	Blackman, 28	15,175
7	11/11	@ Philadelphia	L	99-102	4-3	Malone, 20	Hawkins, 21	12,132
8	11/12	@ Cleveland	L	113-119	4-4	Ellis, 31	Daugherty, 25	14,267
9	11/15	@ Chicago	L	101-114	4-5	Robertson, 21	Pippen, 23	18,686
10	11/16	Miami	L	114-120 (OT)	4-6	Malone, 26	Rice, 30	15,621
11	11/19	Charlotte	W	127-104	5-6	Malone, 23	Gattison, 21	14,182
12	11/21	Washington	W	112-87	6-6	Ellis, 18	Ellison, 22	14,671
13	11/23	@ Golden State	L	115-120	6-7	Robertson, 22	Marcilunionis, 26	15,025
14	11/24	@ L.A. Lakers	L	97-102	6-8	Brickowski, 26	Green, 25	16,020
15	11/26	@ Portland	L	98-107 (OT)	6-9	Ellis, 23	Drexler, 30	12,888
16	11/30	Indiana	W	137-119	7-9	Schayes, 25	Schrempf, 35	14,623
17	12/3	L.A. Lakers	W	126-94	8-9	Grayer, 21	Green, 24	17,739
18	12/5	New Jersey	L	101-109	8-10	Ellis, 19	Petrovic, 23	13,884
19	12/6	@ Indiana	L	106-126	8-11	Roberts, 20	K.Williams, 23	10,132
20	12/8	San Antonio	W	102-83	9-11	Malone, 21	Robinson, 19	14,581
21	12/10	@ Atlanta	L	104-118	9-12	Malone, 27	Wilkins, 41	10,093
22	12/12	@ Washington	W	109-97	10-12	Malone, 24	English, 22	7,213
23	12/14	Minnesota	W	103-92	11-12	Humphries, 19	Mitchell, 21	14,911
24	12/18	@ Boston	L	117-131	11-13	Roberts, 19	McHale, 20	14,890
25	12/19	@ Orlando	W	95-87	12-13	Ellis, 27	Catledge, 20	15,151
26	12/21	Philadelphia	W	110-97	13-13	Malone, 28	Hawkins, 30	15,191
27	12/26	Cleveland	L	94-111	13-14	Robertson, 20	3 players, 16	16,184
28	12/29	Houston	W	110-100	14-14	Ellis, 22	Olajuwon, 27	15,178
29	1/2	@ Minnesota	W	92-91	15-14	Malone, 18	Campbell, 24	19,006
30	1/3	Chicago	W	113-108	16-14	Humphries, 23	Jordan, 44	18,633*
31	1/8	Utah	W	99-98	17-14	Malone, 22	K.Malone, 28	15,406
32	1/10	@ New Jersey	L	97-104	17-15	Ellis, 19	Petrovic, 25	9,230
33	1/11	Sacramento	L	105-106 (OT)	17-16	Ellis, 29	Simmons/Tisdale, 24	17,319
34	1/14	@ Atlanta	L	88-93	17-17	Ellis, 15	Wilkins, 27	9,390
35	1/15	@ Miami	L	115-134	17-18	Brickowski/Humphries, 23	Rice, 31	15,008
36	1/17	New York	W	90-85	18-18	Malone, 20	Wilkins, 24	15,364
37	1/19	Orlando	W	108-98	19-18	Ellis, Malone, 19	Catledge, 22	14,276
38	1/21	@ Houston	L	107-117	19-19	Ellis, 28	Floyd, 31	12,989
39	1/22	@ Dallas	L	116-118	19-20	Ellis, 23	Smith, 26	14,299
40	1/24	@ San Antonio	L	86-115	19-21	Robertson, 14	Robinson, 23	16,057
41	1/25	@ Denver	L	100-107 (OT)	19-22	Malone, 21	Anderson, 23	13,965
42	1/29	Atlanta	L	100-110	19-23	Malone, 28	Augmon, 25	14,683
43	1/31	Boston	W	102-100	20-23	Malone, 25	Douglas, 20	18,446
44	2/1	Seattle	W	122-106	21-23	Ellis, 23	Benjamin, 19	17,832
45	2/5	@ Detroit	L	94-102	21-24	Roberts, 19	Dumars, 24	21,454
46	2/6	Denver	W	106-97	22-24	Ellis, 25	Mutombo, 27	15,527
47	2/11	Detroit	W	104-87	23-24	Ellis/Malone, 24	Woolridge, 21	15,147
48	2/13	Charlotte	W	127-118	24-24	Ellis, 30	Gill, 30	14,083
49	2/14	@ Indiana	L	100-107	24-25	Humphries, 27	Miller, 25	10,688
50	2/16	@ Orlando	L	104-118	24-26	Ellis, 22	Bowie, 22	15,151
51	2/18	Cleveland	W	128-116	25-26	Malone, 30	Daugherty, 19	13,876
52	2/20	Miami	L	109-111	25-27	Brickowski, 25	Rice, 30	13,642
53	2/23	@ Cleveland	L	89-103	25-28	Robertson, 16	Daugherty, 25	17,357
54	2/25	@ Charlotte	L	82-94	25-29	Brickowski/Malone, 13	Gattison, 23	23,698
55	2/27	@ Detroit	L	98-104	25-30	Brickowski, 16	Dumars, 27	21,454
56	2/28	Chicago	L	105-109	25-31	Humphries, 28	Pippen, 41	18,633*
57	3/1	Atlanta	W	109-106 (OT)	26-31	Ellis, 26	Ferrell, 22	15,508
58	3/4	Charlotte	L	110-119	26-32	Brickowski/Ellis, 20	L.Johnson/Gill, 25	13,887
59	3/6	Orlando	W	124-102	27-32	Humphries, 22	Williams, 20	16,149
60	3/7	@ Washington (Balt.)	L	90-94	27-33	Robertson, 19	Adams/Grant, 24	12,054
61	3/10	Portland	L	112-126	27-34	Roberts, 25	Drexler, 29	13,974
62	3/12	Phoenix	L	100-106	27-35	Malone, 17	Chambers, 26	13,587
63	3/14	Philadelphia	W	110-105	28-35	Roberts, 19	Barkley, 33	18,497
64	3/17	Boston	W	127-106	29-35	Ellis, 22	Gamble, 20	15,245
65	3/19	@ New York	L	92-96	29-36	Robertson, 23	Ewing, 26	17,238
66	3/20	@ Indiana	L	97-102 (OT)	29-37	Robertson, 24	M.Williams, 22	11,647
67	3/22	Washington	W	109-88	30-37	Robertson, 29	Eckles, 17	17,802
68	3/24	@ Sacramento	L	102-113	30-38	Robertson, 22	Tisdale, 28	17,014
69	3/25	@ Phoenix	L	104-132	30-39	Brickowski, 19	Chambers, 33	14,496
70	3/27	@ Seattle	L	95-96	30-40	Malone, 30	E.Johnson, 21	11,450
71	3/28	@ L.A. Clippers	L	95-103	30-41	Brickowski, 22	Harper, 28	14,495
72	3/30	@ Utah	L	100-120	30-42	Ellis, 20	J.Malone, 30	19,911
73	4/1	New Jersey	L	117-121	30-43	Robertson, 30	Coleman, 31	13,691
74	4/3	@ New Jersey	L	103-122	30-44	Robertson, 23	Petrovic, 26	12,598
75	4/5	L.A. Clippers	L	96-97	30-45	Ellis, 21	Manning, 23	15,784
76	4/7	@ Chicago	L	101-116	30-46	Roberts, 18	Jordan, 30	18,676
77	4/8	Indiana	L	107-122	30-47	Roberts, 19	Miller, 24	14,064
78	4/10	@ Boston	L	100-109	30-48	Roberts, 17	McHale, 26	14,890
79	4/12	@ Philadelphia	W	94-90	31-48	Lohaus, 24	Anderson, 34	11,247
80	4/14	Detroit	L	94-98 (OT)	31-49	Ellis, 22	Dumars, 26	13,894
81	4/16	@ Miami	L	87-95	31-50	Lohaus, 23	Rice, 23	15,008
82	4/18	New York	L	103-114	31-51	3 players, 17	Jackson, 30	15,401

* denotes sellout

GENERAL
INFO

FRONT
OFFICE

PLAYERS

2013-14
SEASON

STATS &
RECORDS


HISTORY

NBA

OPPONENTS

MEDIA

1992-93 MILWAUKEE BUCKS



BACK ROW: Derek Strong, Orlando Woolridge, Fred Roberts, Brad Lohaus, Dan Schayes, Moses Malone, Frank Brickowski, Anthony Avent. **MIDDLE ROW:** Sam Vincent, Lee Mayberry, Blue Edwards, Todd Day, Jon Barry, Eric Murdock, Head Coach Mike Dunleavy. **FRONT ROW:** Equipment Manager Harold Lewis, Assistant Trainer Phil Horton, Assistant Coach Jim Eyer, Assistant Coach Frank Hamblen, Assistant Coach Butch Carter, Trainer Mark Pfeil.

REGULAR SEASON (28-54) - 6TH, CENTRAL DIVISION - PLAYOFFS (DNQ)

PLAYER	G-GS	MIN	FG-FGA	PCT	3FG-FA	PCT	FT-FTA	PCT	OR	DR	TR	AST	PF-DQ	STL	BLK	PTS	AVG
Brickowski	66-64	2075	456-836	.545	8-26	.308	195-268	.728	120	285	405	196	235-8	80	44	1115	16.9
Edwards	82-81	2729	554-1083	.512	37-106	.349	237-300	.790	123	259	382	214	242-1	129	45	1382	16.9
Murdock	79-78	2437	438-936	.468	31-119	.261	231-296	.780	95	189	284	603	177-2	174	7	1138	14.4
Day	71-37	1931	358-828	.432	54-184	.293	213-297	.717	144	147	291	117	222-1	75	48	983	13.8
Woolridge (TOT)	58-47	1555	289-599	.482	0-9	.000	120-177	.678	87	98	185	115	122-1	27	27	698	12.0
Woolridge (MIL)	8-0	78	18-33	.545	0-0	—	7-9	.778	3	6	9	3	8-0	1	2	43	5.4
Avent	82-78	2285	347-802	.433	0-2	.000	112-172	.651	180	332	512	91	237-0	57	73	806	9.8
Lohaus	80-24	1766	283-614	.461	85-230	.370	73-101	.723	59	217	276	127	178-1	47	74	724	9.1
Robertson	39-32	1065	139-290	.479	17-55	.309	44-70	.629	47	90	137	156	120-0	90	9	339	8.7
Roberts	79-5	1488	226-428	.528	12-29	.414	135-169	.799	91	146	237	118	138-0	57	27	599	7.6
Strong	23-0	339	42-92	.457	4-8	.500	68-85	.800	40	75	115	14	20-0	11	1	156	6.8
Abdelnaby	12-0	159	26-56	.464	0-1	.000	12-16	.750	12	25	37	10	24-0	6	4	64	5.3
Mayberry	82-4	1503	171-375	.456	43-110	.391	39-68	.574	26	92	118	273	148-1	59	7	424	5.2
Schayes	70-7	1124	105-263	.399	0-3	.000	112-137	.818	72	177	249	78	148-1	36	36	322	4.6
Malone	11-0	104	13-42	.310	0-0	—	24-31	.774	22	24	46	7	6-0	1	8	50	4.5
Barry	47-0	552	76-206	.369	21-63	.333	33-49	.673	10	33	43	68	57-0	35	3	206	4.4
Stivins	3-0	25	4-11	.364	0-0	—	3-4	.750	3	3	6	2	4-0	1	0	11	3.7
Ogg	3-0	26	3-9	.333	0-0	—	2-2	1.000	1	5	6	4	6-0	1	3	8	2.7
Pullard	8-0	37	8-18	.444	0-0	—	1-3	.333	2	6	8	2	5-0	2	2	17	2.1
O'Sullivan (TOT)	6-0	17	3-5	.600	0-0	—	3-4	.750	2	4	6	1	4-0	1	0	9	1.5
O'Sullivan (MIL)	3-0	7	1-2	.500	0-0	—	3-4	.750	0	2	2	1	3-0	1	0	5	1.7
BUCKS	82	19730	3268-6924	.472	312-936	.333	1544-2081	.742	1050	2113	3163	2084	1978-15	863	393	8392	102.3

HIGHLIGHTS:

- The 25th Anniversary Edition of the Milwaukee Bucks opened 1992-93 with seven new faces on their roster, representing the single largest turnover in club history (since broken).
- The "Young Bucks" were under the direction of Mike Dunleavy, Sr., named the team's head coach on May 12, 1992.
- The Bucks won 10 of their first 13 games but posted a record 18-51 mark over the final 69 games to finish at 28-54 overall.
- Milwaukee recorded a new club record for fewest turnovers in a game with five vs. Los Angeles Lakers on Jan. 3, 1993 (since broken).
- An NBA record was set against the Bucks when Miami's Brian Shaw hit 10 three-pointers on April 8, 1993 in the Bradley Center.
- Milwaukee finished second in the NBA in steals with 863 (10.52 per game).
- The Bucks snapped a 14-game losing streak at the Boston Garden with a 115-109 win over the Celtics on March 12, 1993.

PLAYOFF RECORD:

- Did not qualify

HONORS:

- None


1992-93 MILWAUKEE BUCKS

REGULAR SEASON DAY-BY-DAY

Gm	Date	Opponent	W-L	Score	Record	Bucks High Scorer	Opp. High Scorer	Atten.	
1	11/6	@ Detroit	W	86-81	1-0	Brickowski, 19	Dumars, 21	21,454	GENERAL INFO
2	11/7	Boston	W	124-88	2-0	Edwards, 30	Brown, 24	17,892	
3	11/10	@ San Antonio	L	98-104	2-1	Lohaus/Robertson, 19	Robinson, 29	16,057	
4	11/11	@ Dallas	W	124-116	3-1	Edwards, 31	Harper, 21	11,276	
5	11/13	Chicago	L	96-101	3-2	Murdock, 25	Jordan, 34	18,633*	
6	11/15	Denver	W	115-98	4-2	Edwards, 32	C.Jackson, 20	14,882	
7	11/17	@ Atlanta	W	114-106	5-2	Brickowski/Murdock, 22	Wilkins, 34	7,771	
8	11/21	Indiana	W	105-95	6-2	Murdock, 20	Miller, 21	18,214	
9	11/24	@ Cleveland	L	105-109	6-3	Avent, 15	Price, 24	15,312	
10	11/25	Cleveland	W	94-85	7-3	Lohaus, 18	Ehlo, 17	15,364	FRONT OFFICE
11	11/27	@ Philadelphia	W	115-111	8-3	Edwards, 26	Payne, 21	11,831	
12	11/28	Washington	W	97-95	9-3	Brickowski, 25	Grant, 35	18,028	
13	12/2	Miami	W	100-97	10-3	Brickowski, 23	Edwards/Seikaly, 26	14,516	
14	12/3	@ Washington	L	95-113	10-4	Day, 19	Grant, 24	7,711	
15	12/5	@ New York	L	98-111	10-5	Day, 19	Mason, 25	19,763	
16	12/6	Phoenix	L	112-122	10-6	Avent/Edwards, 19	Knight, 22	16,646	
17	12/8	@ Portland	L	97-126	10-7	Murdock, 21	Drexler, 25	12,888	
18	12/10	@ Golden State	L	102-114	10-8	Edwards, 28	Hardaway, 29	15,025	
19	12/12	@ Utah	L	82-108	10-9	Brickowski, 19	K.Malone, 27	19,911	PLAYERS
20	12/13	@ L.A. Lakers	L	96-114	10-10	Murdock, 25	Peeler, 21	13,265	
21	12/15	@ Seattle	L	100-108	10-11	Brickowski, 22	Payton, 22	10,327	
22	12/17	New Jersey	L	101-102	10-12	Brickowski, 19	Petrovic, 22	13,986	
23	12/19	Detroit	L	90-103	10-13	Edwards, 26	Thomas, 26	17,264	
24	12/22	Sacramento	L	99-102 (OT)	10-14	Murdock, 30	Simmons, 23	14,536	
25	12/26	New York	W	102-100 (OT)	11-14	Day, 22	Ewing, 28	17,682	
26	12/28	@ Orlando	L	94-110	11-15	Edwards/Murdock, 18	Scott, 25	15,151	
27	1/2	@ Atlanta	W	106-93	12-15	Edwards, 31	Graham, 21	14,349	
28	1/3	L.A. Lakers	W	109-101	13-15	Murdock, 23	Divac, 21	15,881	
29	1/5	Minnesota	W	114-100	14-15	Brickowski, 21	West, 28	14,085	2013-14 SEASON
30	1/7	Atlanta	L	94-100	14-16	Brickowski, 24	Augmon, 20	15,124	
31	1/8	@ Chicago	L	95-120	14-17	Day, 20	Jordan, 35	18,676	
32	1/10	L.A. Clippers	L	99-104	14-18	Edwards, 36	Manning, 24	14,034	
33	1/12	@ Washington	L	98-121	14-19	Day, 26	Adams, 22	6,165	
34	1/14	San Antonio	L	93-108	14-20	Brickowski, 18	Ellis, 26	13,854	
35	1/16	Boston	L	99-110	14-21	Brickowski, 27	Lewis, 20	16,925	
36	1/19	Portland	L	92-119	14-22	Day, 16	Drexler, 21	14,871	
37	1/21	@ Indiana	W	110-108	15-22	Edwards, 27	Miller/Schrempf, 19	10,167	
38	1/23	Philadelphia	L	104-113	15-23	Edwards/Murdock, 21	Hornacek, 33	16,253	
39	1/26	Houston	W	100-86	16-23	Edwards, 24	Olajuwon, 22	14,584	STATS & RECORDS
40	1/28	@ Miami	W	109-87	17-23	Roberts, 22	Seikaly, 18	15,008	
41	1/30	@ Minnesota	L	82-91	17-24	Murdock, 18	West, 24	19,006	
42	2/1	Golden State	W	116-102	18-24	Day, 23	Hardaway, 20	16,236	
43	2/3	Cleveland	L	100-108	18-25	Robertson, 18	Daugherty, 31	14,297	
44	2/5	@ Charlotte	L	111-118	18-26	Avent/Day, 22	Johnson, 30	23,698	
45	2/7	New Jersey	L	102-105	18-27	Brickowski, 26	Petrovic, 26	18,633*	
46	2/9	@ Boston (Hartford)	L	92-104	18-28	Day, 29	Lewis/McDaniel, 20	14,137	
47	2/12	@ Cleveland	L	98-120	18-29	Brickowski/Day, 17	Wilkins/Williams, 18	19,427	
48	2/13	Indiana	W	117-115	19-29	Brickowski, 27	Schrempf, 34	16,294	HISTORY
49	2/15	Charlotte	W	128-122	20-29	Brickowski, 20	Mourning, 29	18,633*	
50	2/16	@ New Jersey	L	88-100	20-30	Edwards, 21	Petrovic, 28	10,720	
51	2/18	Utah	L	94-105	20-31	Edwards, 25	K.Malone, 26	14,263	
52	2/23	@ Chicago	L	95-99	20-32	Brickowski, 26	Jordan, 34	18,197	
53	2/24	New York	L	90-91	20-33	Lohaus, 18	Starks, 25	14,368	
54	2/26	@ Philadelphia	L	111-114	20-34	Murdock, 21	Hawkins, 17	11,715	
55	2/27	@ Detroit	W	95-93	21-34	Lohaus, 27	Dumars, 22	21,454	
56	3/2	Dallas	W	120-86	22-34	Bricowski, 17	Rooks, 14	13,794	
57	3/5	Orlando	W	109-91	23-34	Edwards, 21	3 players, 18	18,633*	NBA
58	3/7	Detroit	L	91-98	23-35	Murdock, 25	Dumars, 35	18,236	
59	3/9	Atlanta	L	103-117	23-36	Murdock, 20	Wilkins, 37	16,805	
60	3/11	Seattle	L	105-116	23-37	Brickowski, 32	Pierce, 27	14,816	
61	3/12	@ Boston	W	115-109	24-37	Edwards/Murdock, 23	Lewis, 21	14,890	
62	3/16	@ New York	L	99-102	24-38	Murdock, 19	Ewing, 35	19,763	
63	3/17	@ Indiana	L	91-114	24-39	Day, 20	Miller/Mitchell, 20	10,095	
64	3/19	@ New Jersey	L	85-99	24-40	Avent, 16	Petrovic, 27	15,326	
65	3/20	Philadelphia	W	112-86	25-40	Edwards, 27	Hornacek, 22	16,881	
66	3/24	@ L.A. Clippers	L	105-116	25-41	Murdock, 20	Manning, 27	11,294	OPPONENTS
67	3/26	@ Phoenix	L	103-109	25-42	Edwards, 24	Barkley, 31	19,023	
68	3/27	@ Sacramento	W	125-105	26-42	Lohaus, 34	Williams, 30	17,317	
69	3/29	Washington	L	107-114	26-43	Lohaus, 21	Adams/Chapman 24	14,437	
70	4/1	@ Houston	L	115-121	26-44	Murdock, 22	Olajuwon, 24	13,082	
71	4/2	@ Denver	L	107-116	26-45	Day, 30	Stith, 24	15,970	
72	4/6	Chicago	W	113-109	27-45	Edwards, 24	Jordan, 30	18,633*	
73	4/8	Miami	L	92-117	27-46	Lohaus, 20	Shaw, 32	15,487	
74	4/10	Orlando	W	108-97	28-46	Avent, 24	O'Neal/Bowie, 20	18,633*	
75	4/12	@ Miami	L	95-106	28-47	Day, 20	Rice, 25	15,008	MEDIA
76	4/13	@ Orlando	L	91-110	28-48	Day, 16	Scott, 41	15,151	
77	4/15	Cleveland	L	93-108	28-49	Strong, 13	Ferry, 18	14,267	
78	4/16	@ Chicago	L	105-119	28-50	Day/Murdock, 24	Jordan, 47	18,676	
79	4/18	Indiana	L	98-108	28-51	Edwards/Murdock, 19	Miller, 36	16,036	
80	4/21	@ Charlotte	L	111-119	28-52	Brickowski, 21	Newman, 30	23,698	
81	4/23	@ Atlanta	L	106-122	28-53	Murdock, 25	Keefe, 30	12,756	
82	4/24	Charlotte	L	106-108	28-54	Day, 24	Mourning, 27	18,633*	

* denotes sellout

1993-94 MILWAUKEE BUCKS



BACK ROW: Joe Courtney, Anthony Cook, Mike Gminski, Brad Lohaus, Vin Baker, Ken Norman. **MIDDLE ROW:** Eric Murdock, Lee Mayberry, Todd Day, Derek Strong, Blue Edwards, Jon Barry, Head Coach Mike Dunleavy. **FRONT ROW:** Equipment Manager Harold Lewis, Assistant Trainer Phil Horton, Assistant Coach Jim Eyen, Assistant Coach Frank Hamblen, Assistant Coach Butch Carter, Trainer Mark Pfeil.

REGULAR SEASON (20-62) - 6TH, CENTRAL DIVISION - PLAYOFFS (DNQ)

PLAYER	G-GS	MIN	FG-FGA	PCT	3FG-FA	PCT	FT-FTA	PCT	OR	DR	TR	AST	PF-DQ	STL	BLK	PTS	AVG
Murdock	82-76	2533	477-1019	.468	69-168	.411	234-288	.813	91	170	261	546	189-2	197	12	1257	15.3
Brickowski	43-40	1441	251-521	.482	3-18	.167	148-191	.775	53	226	279	165	165-3	52	16	653	15.2
Baker	82-63	2560	435-869	.501	1-5	.200	234-411	.569	277	344	621	163	231-3	60	114	1105	13.5
Day	76-39	2127	351-845	.415	33-148	.223	231-331	.698	115	195	310	138	221-4	103	52	966	12.7
Norman	82-75	2539	412-919	.448	63-189	.333	92-183	.503	169	331	500	222	209-2	58	46	979	11.9
Edwards	82-64	2322	382-900	.478	38-106	.358	151-189	.799	104	225	329	171	235-1	83	27	953	11.6
Avent	33-20	695	92-228	.404	0-0	—	61-79	.772	60	94	154	33	60-0	16	20	245	7.4
Strong	67-11	1131	141-341	.413	3-13	.231	159-206	.772	109	172	281	48	69-1	38	14	444	6.6
Barry	72-7	1242	158-382	.414	32-115	.278	97-122	.795	36	110	146	168	110-0	102	17	445	6.2
Mayberry	82-6	1472	167-402	.415	41-119	.345	58-84	.690	26	75	101	215	114-0	46	4	433	5.3
Lohaus	67-2	962	102-281	.363	46-134	.343	20-29	.690	33	117	150	62	142-3	30	55	270	4.0
Foster	3-0	19	4-7	.571	0-0	—	2-2	1.000	0	3	3	0	3-0	0	1	10	3.3
Courtney (TOT)	52-1	345	67-148	.453	2-3	.667	32-47	.681	28	28	56	15	44-0	10	12	168	3.2
Courtney (MIL)	19-0	177	27-70	.386	2-3	.667	9-15	.600	14	15	29	6	21-0	7	6	65	3.4
Gminski (TOT)	29-7	309	36-103	.350	0-0	—	14-18	.778	22	52	74	11	23-0	13	16	86	3.0
Gminski (MIL)	8-1	54	5-24	.208	0-0	—	3-4	.750	3	12	15	0	3-0	0	3	13	1.6
Cook (TOT)	25-0	203	26-54	.481	0-1	.000	10-25	.400	20	36	56	4	22-0	3	14	62	2.5
Cook (MIL)	23-0	201	26-53	.491	0-1	.000	10-25	.400	20	36	56	4	22-0	3	12	62	2.7
Schayes	23-6	230	14-46	.304	0-0	—	21-22	.955	16	29	45	5	27-0	5	8	49	2.1
BUCKS	82	19705	3044-6807	.447	331-1019	.325	1530-2181	.702	1126	2154	3280	1946	1821-19	800	407	7949	96.9

HIGHLIGHTS:

- Milwaukee's 20-62 overall record was the worst in the 26-year history of the franchise.
- Milwaukee established franchise season-lows (since broken) for total points with 7,949 (the previous mark was 8,254 in 1974-75) and scoring average at 96.9 ppg (100.7 ppg in 1974-75).
- Milwaukee reached the 12 million mark in all-time home attendance on March 31, 1994 vs. Portland.
- The Bucks ranked first in the NBA with only 21 player games missed due to injury/illness.

PLAYOFF RECORD:

- Did not qualify

HONORS:

- Vin Baker - NBA All-Rookie First Team

1993-94 MILWAUKEE BUCKS

REGULAR SEASON DAY-BY-DAY

Gm	Date	Opponent	W-L	Score	Record	Bucks High Scorer	Opp. High Scorer	Atten.
1	11/5	@ Cleveland	W	94-91	1-0	Norman, 24	Battle, 22	17,102
2	11/6	Charlotte	L	103-120	1-1	Norman, 28	Newman, 25	18,633*
3	11/8	@ Boston	L	100-108	1-2	Murdock, 22	Douglas, 19	14,890
4	11/10	Chicago	L	90-91	1-3	Edwards, 21	Grant, 20	18,633*
5	11/11	@ Miami	L	103-116	1-4	Norman, 30	Seikaly, 33	15,010
6	11/13	@ New York	L	86-99	1-5	Day, 17	Starks, 35	19,763
7	11/16	Minnesota	L	98-102	1-6	Lohaus, 21	Laettner, 29	13,871
8	11/17	@ Washington	L	104-117	1-7	Murdock, 22	MacLean, 38	6,817
9	11/20	San Antonio	L	97-101	1-8	Murdock, 20	Robinson, 31	16,365
10	11/24	Atlanta	L	85-89	1-9	Edwards, 28	Enlo, 21	14,081
11	11/26	@ Charlotte	L	99-110	1-10	Avent, 19	L.Johnson, 28	23,698
12	11/27	Boston	W	89-85	2-10	Edwards, 19	Douglas, 34	15,127
13	11/29	@ San Antonio	L	95-102	2-11	Murdock, 18	Robinson, 24	15,401
14	11/30	@ Houston	L	91-102	2-12	Avent, 17	Olajuwon, 20	14,186
15	12/3	Dallas	W	107-106	3-12	Brickowski, 30	Mashburn, 28	11,690
16	12/5	Phoenix	L	98-117	3-13	Norman, 25	Barkley, 23	18,255
17	12/8	L.A. Clippers	L	97-100	3-14	Brickowski, 20	Manning, 24	13,287
18	12/10	@ Detroit	W	90-88	4-14	Norman, 16	Polynice, 25	21,454
19	12/11	Philadelphia	L	86-99	4-15	Brickowski, 26	Malone, 18	16,267
20	12/13	@ Phoenix	L	104-112	4-16	Day, 21	K.Johnson, 32	19,023
21	12/15	@ Sacramento	W	96-95	5-16	Murdock, 32	Richmond, 27	17,317
22	12/17	@ Seattle	L	97-127	5-17	Brickowski, 17	Pierce, 21	14,258
23	12/19	@ Portland	L	81-93	5-18	Brickowski, 15	Porter, 17	12,888
24	12/20	@ L.A. Clippers	W	105-92	6-18	Norman, 20	Harper, 20	9,553
25	12/22	Dallas	W	96-86	7-18	Day, 21	Mashburn, 29	15,032
26	12/23	@ Cleveland	L	88-107	7-19	Day, 21	Wilkins, 20	14,129
27	12/27	Washington	L	87-96	7-20	Mayberry, 15	MacLean, 28	15,560
28	12/30	Cleveland	W	105-103	8-20	Brickowski, 22	Daugherty, 26	14,086
29	1/5	@ New Jersey	W	100-91	9-20	Baker, 29	Edwards, 19	12,319
30	1/6	New York	L	86-92	9-21	Baker, 18	Oakley, 21	13,874
31	1/8	New Jersey	L	87-90	9-22	Day, 17	Edwards, 19	15,196
32	1/11	Indiana	L	76-82	9-23	Day, 20	A.Davis, 26	13,364
33	1/13	Utah	L	83-101	9-24	Baker, 17	Humphries/K.Malone, 14	13,864
34	1/15	Orlando	L	105-113	9-25	Brickowski, 32	O'Neal, 33	18,633*
35	1/17	@ Atlanta	L	98-102	9-26	Edwards, 16	Wilkins, 37	8,461
36	1/18	Detroit	W	123-91	10-26	Barry, 21	Houston, 19	12,879
37	1/21	Charlotte	W	113-110	11-26	3 players, 20	E.Johnson, 29	17,764
38	1/22	@ Charlotte	L	80-91	11-27	Baker, 19	Curry, 21	23,698
39	1/24	@ Indiana	W	96-88	12-27	Barry, 23	Miller, 26	9,093
40	1/25	Atlanta	L	90-95	12-28	Edwards, 26	Wilkins, 33	13,861
41	1/28	@ Chicago	L	96-113	12-29	Murdock, 25	Pippen, 30	18,231
42	1/29	@ Philadelphia	L	89-94	12-30	Murdock, 23	Barros, 28	12,353
43	2/1	Miami	L	82-88	12-31	Edwards, 18	Rice, 23	13,197
44	2/2	@ Detroit	L	90-104	12-32	Murdock, 24	Houston, 28	17,156
45	2/4	@ Orlando	W	98-92	13-32	Brickowski, 21	O'Neal, 29	15,291
46	2/5	Seattle	L	94-115	13-33	Brickowski, 24	Schrempf, 18	18,633*
47	2/8	Houston	W	106-98	14-33	Murdock, 28	Olajuwon, 27	15,189
48	2/10	Chicago	L	80-97	14-34	Day, 26	Pippen, 23	18,633*
49	2/15	@ Minnesota	L	90-97	14-35	Baker, 21	Laettner, 23	17,454
50	2/16	Denver	L	95-107	14-36	Barry, 17	Abdul-Rauf, 21	14,131
51	2/18	@ Charlotte	W	106-99	15-36	Norman, 25	Hawkins, 28	23,698
52	2/20	Orlando	L	104-109	15-37	Baker, Day, 20	O'Neal, 38	18,174
53	2/22	Golden State	L	111-115	15-38	Day, 27	Spewell, 34	13,945
54	2/25	@ Atlanta	L	100-111	15-39	Murdock/Norman, 22	Blaylock, 24	15,869
55	2/26	Washington	W	115-100	16-39	Baker/Edwards, 21	MacLean, 30	16,258
56	3/1	Miami	L	102-110	16-40	Baker, 26	Rice, 25	13,855
57	3/5	Detroit	W	117-108	17-40	Murdock, 28	Dumars, 42	16,942
58	3/7	L.A. Lakers	L	84-106	17-41	Day, 18	Smith, 25	14,978
59	3/9	Indiana	L	94-105	17-42	Baker, 21	Miller, 22	13,849
60	3/11	Sacramento	L	100-108	17-43	Baker, 22	Richmond, 25	17,508
61	3/12	@ Indiana	L	97-104	17-44	Murdock, 26	McKey, 24	14,508
62	3/15	@ Miami	L	94-101	17-45	Murdock, 32	Rice, 28	14,911
63	3/17	@ New York	L	83-105	17-46	Baker, 25	Ewing, 26	19,763
64	3/20	Philadelphia	W	103-101	18-46	Edwards, 23	Weatherpoon, 25	14,837
65	3/22	@ Denver	L	94-108	18-47	Murdock, 30	Abdul-Rauf, 22	15,424
66	3/24	@ Golden State	L	112-114	18-48	Norman, 29	Mullin/Spewell, 25	15,025
67	3/25	@ Utah	L	96-103	18-49	Edwards, 24	Malone, 27	19,911
68	3/27	@ L.A. Lakers	L	101-110	18-50	Day, 25	Lynch, 30	17,505
69	3/29	Boston	L	107-119 (OT)	18-51	Day, 24	Fox, 33	13,778
70	3/31	Portland	W	111-109	19-51	Norman, 37	Porter, 36	13,284
71	4/2	@ Washington	L	96-104	19-52	Baker, 22	MacLean, 29	12,117
72	4/5	@ Orlando	L	97-104	19-53	Murdock/Strong, 22	Turner, 22	15,291
73	4/6	@ Philadelphia	L	114-115	19-54	Norman, 24	J.Malone, 32	6,705
74	4/9	@ Chicago	L	99-125	19-55	Norman, 20	Williams, 21	18,676
75	4/12	@ Cleveland	L	91-119	19-56	Murdock, 20	Brandon/Phills, 22	17,494
76	4/13	New Jersey	L	105-107	19-57	Murdock, 23	Newman, 21	13,286
77	4/15	Atlanta	L	96-105	19-58	Norman, 21	Willis, 21	17,596
78	4/16	Cleveland	L	90-91	19-59	Murdock, 17	Price, 21	15,462
79	4/19	@ Boston	L	112-120	19-60	Norman, 28	Fox, 31	14,890
80	4/20	Detroit	W	103-78	20-60	Mayberry, 19	Houston, 19	14,876
81	4/22	New York	L	85-125	20-61	Murdock, 15	Ewing, 22	16,704
82	4/23	@ New Jersey	L	100-135	20-62	Baker, 18	Benjamin, 20	20,049

* denotes sellout

GENERAL
INFO

FRONT
OFFICE

PLAYERS

2013-14
SEASON

STATS &
RECORDS


HISTORY

NBA

OPPONENTS

MEDIA

1994-95 MILWAUKEE BUCKS



BACK ROW: Marty Conlon, Ed Pinckney, Alton Lister, Eric Mobley, Vin Baker, Glenn Robinson. **MIDDLE ROW:** Eric Murdock, Jon Barry, Johnny Newman, Todd Day, Tate George, Lee Mayberry, Head Coach Mike Dunleavy. **FRONT ROW:** Equipment Manager Harold Lewis, Assistant Trainer Phil Horton, Assistant Coach Jim Eyer, Assistant Coach Frank Hamblen, Assistant Coach Butch Carter, Trainer Mark Pfeil.

REGULAR SEASON (34-48) - 6TH, CENTRAL DIVISION - PLAYOFFS (DNQ)

PLAYER	G-GS	MIN	FG-FGA	PCT	3FG-FA	PCT	FT-FTA	PCT	OR	DR	TR	AST	PF-DQ	STL	BLK	PTS	AVG
Robinson	80-76	2958	636-1410	.451	86-268	.321	397-499	.796	169	344	513	197	234-2	115	22	1755	21.9
Baker	82-82	3361	594-1229	.483	7-24	.292	256-432	.593	289	557	846	296	277-5	86	116	1451	17.7
Day	82-81	2717	445-1049	.424	163-418	.390	257-341	.754	95	227	322	134	283-6	104	63	1310	16.0
Murdock	75-32	2158	338-814	.415	90-240	.375	211-267	.790	48	166	214	482	139-0	113	12	977	13.0
Conlon	82-3	2064	344-647	.532	8-29	.276	119-194	.613	160	266	426	110	218-3	42	18	815	9.9
Newman	82-11	1896	226-488	.463	45-128	.352	137-171	.801	72	101	173	91	234-3	69	13	634	7.7
Mayberry	82-50	1744	172-408	.422	72-177	.407	58-83	.699	21	61	82	276	123-0	51	4	474	5.8
Mobley	46-26	587	78-132	.591	2-2	1.000	22-45	.489	55	98	153	21	63-0	8	27	180	3.9
Barry	52-0	602	57-134	.425	16-48	.333	61-80	.763	15	34	49	85	54-0	30	4	191	3.7
Young	7-0	77	9-17	.529	5-12	.417	1-1	1.000	1	4	5	12	8-0	4	0	24	3.4
Lister	60-32	776	66-134	.493	0-1	.000	35-70	.500	67	169	236	12	146-3	16	57	167	2.8
Pinckney	62-17	835	48-97	.495	0-0	—	44-62	.710	65	146	211	21	64-0	34	17	140	2.3
Williams	15-0	72	8-24	.333	0-1	.000	8-12	.667	5	14	19	0	14-0	2	6	24	1.6
George (TOT)	3-0	8	1-3	.333	0-1	.000	2-2	1.000	1	0	1	0	1-0	0	0	4	1.3
George (MIL)	3-0	8	1-3	.333	0-1	.000	2-2	1.000	1	0	1	0	1-0	0	0	4	1.3
BUCKS	82	19855	3022-6586	.459	494-1349	.366	1608-2259	.712	1063	2187	3250	1737	1858-22	674	359	8146	99.3

HIGHLIGHTS:

- With the first overall pick in the 1994 NBA Draft, the Bucks tabbed Glenn Robinson from Purdue. Robinson averaged 21.9 points per game, tops among all rookies, and led the Bucks in scoring.
- Milwaukee's 34-48 overall record represented a 14-victory improvement over the 20-62 mark of 1993-94, the third-best jump in the NBA behind only Dallas (+23) and the L.A. Lakers (+15).
- The Bucks suffered the biggest defeat in franchise history, a 152-104 loss to Orlando on Feb. 20, 1995.
- The Bucks topped the NBA for the second straight season in fewest games missed due to injury/illness with 10, the fewest in club history.

PLAYOFF RECORD:

- Did not qualify

HONORS:

- Vin Baker - NBA All-Star Team
- Glenn Robinson - NBA All-Rookie First Team

1994-95 MILWAUKEE BUCKS

REGULAR SEASON DAY-BY-DAY

Gm	Date	Opponent	W-L	Score	Record	Bucks High Scorer	Opp. High Scorer	Atten.
1	11/4	@ Philadelphia	W	91-86	1-0	Conlon/Newman, 20	Barros, 21	16,114
2	11/5	L.A. Lakers	W	97-96	2-0	Baker, 22	Ceballos, 20	18,633*
3	11/10	@ Cleveland	L	88-108	2-1	Newman, 30	Price, 18	19,203
4	11/11	Charlotte	L	115-123	2-2	Day, 21	Curry, 28	16,236
5	11/15	Indiana	W	82-81	3-2	Robinson, 18	Miller, 17	15,264
6	11/18	@ Atlanta	W	97-93 (OT)	4-2	Robinson, 26	Long, 27	11,862
7	11/19	Seattle	L	96-120	4-3	Mayberry, 22	Payton, 25	18,633*
8	11/22	@ Boston (Hartford)	W	116-94	5-3	Day, 23	Fox, 16	12,829
9	11/23	@ Detroit	L	108-113	5-4	Newman, 24	Millis, 24	21,454
10	11/25	@ Indiana	L	106-111	5-5	Day, 31	Smits, 30	16,694
11	11/26	Orlando	L	105-113	5-6	Day, 26	Hardaway, 35	18,633*
12	11/29	Phoenix	L	106-123	5-7	Baker, 23	Majerie, 23	14,564
13	12/1	Cleveland	L	87-93	5-8	Day, 34	Price, 17	13,648
14	12/3	@ Seattle	L	108-111	5-9	Robinson, 24	Kemp, 26	14,661
15	12/4	@ Portland	L	103-106	5-10	Robinson, 25	Drexler, 36	12,888
16	12/6	@ Sacramento	L	105-108	5-11	Robinson, 31	Polynice, 22	17,317
17	12/7	@ L.A. Clippers	L	94-96 (OT)	5-12	Robinson, 22	Vaught, 30	6,433
18	12/10	Chicago	W	106-103	6-12	Newman, 21	Armstrong, 21	18,633*
19	12/13	@ Charlotte	L	101-107	6-13	Robinson, 24	Hawkins, 23	23,698
20	12/14	Philadelphia	W	99-96	7-13	Robinson, 32	Burton, 28	13,785
21	12/18	Utah	L	98-101	7-14	Day, 23	Malone, 27	16,624
22	12/20	@ Atlanta	L	97-115	7-15	Robinson, 22	Norman, 28	8,818
23	12/21	@ Miami	L	112-122 (2OT)	7-16	Baker, 26	Rice, 30	14,402
24	12/23	@ Orlando	L	91-123	7-17	Robinson, 20	O'Neal, 32	16,010
25	12/26	New Jersey	W	101-97	8-17	Baker, 26	Morris, 28	16,475
26	12/27	@ Detroit	W	98-88	9-17	Baker, 24	Millis, 23	18,209
27	12/30	Charlotte	L	94-101	9-18	Day, 21	Burrell/Johnson, 25	18,026
28	1/3	@ Utah	L	91-123	9-19	Robinson, 24	Hornacek, 18	18,710
29	1/5	@ Golden State	W	111-103	10-19	Day, 27	Hardaway, 26	15,025
30	1/6	@ L.A. Lakers	L	98-106	10-20	Day, 29	Jones, 26	13,227
31	1/8	@ Denver	L	96-102 (OT)	10-21	Robinson, 21	3 players, 16	17,171
32	1/9	@ Phoenix	L	102-119	10-22	Baker, 24	Tisdale, 24	19,023
33	1/11	Sacramento	W	97-88	11-22	Baker, 26	Richmond, 17	13,279
34	1/13	New York	L	88-91	11-23	Robinson, 24	Ewing, 24	17,909
35	1/14	@ Indiana	W	97-95	12-23	Robinson, 21	Smits, 22	16,716
36	1/18	@ Chicago	W	97-93	13-23	Robinson, 24	Kerr, 19	21,191
37	1/19	Washington	W	120-115	14-23	Robinson, 30	Chapman, 30	13,311
38	1/21	Detroit	W	120-100	15-23	Baker, 25	Dumars, 29	18,633*
39	1/24	Houston	L	99-115	15-24	Conlon, 21	Olajuwon, 31	14,556
40	1/25	@ Philadelphia	W	98-97	16-24	Robinson, 29	Burton, 33	8,383
41	1/27	Miami	L	87-96	16-25	Day, 20	Coles, 25	18,171
42	1/28	@ Orlando	L	103-107	16-26	Baker, 27	Scott, 27	16,010
43	1/31	Dallas	W	107-105	17-26	Robinson, 38	Jackson, 26	15,398
44	2/1	@ New Jersey	L	77-95	17-27	Robinson, 21	Morris, 20	12,565
45	2/3	@ Charlotte	L	98-117	17-28	Robinson, 28	Bogues, 23	23,698
46	2/4	Philadelphia	L	96-102	17-29	Robinson, 22	Barros, 31	18,633
47	2/7	@ New York	W	95-87	18-29	Baker/Murdock, 22	Ewing/Starks, 23	19,763
48	2/8	Minnesota	W	100-93	19-29	Robinson, 37	Rooks, 23	14,568
49	2/14	@ Miami	L	99-112	19-30	Robinson, 30	Owens, 20	14,345
50	2/16	Cleveland	L	85-106	19-31	Robinson, 22	Millis, 23	13,498
51	2/18	Chicago	W	118-111	20-31	Baker, 27	Kukoc, 27	18,633*
52	2/20	Orlando	L	104-152	20-32	Day/Robinson, 22	O'Neal, 30	18,633*
53	2/22	Washington	W	100-92	21-32	Day, 21	Cheaney, 22	13,922
54	2/24	Indiana	L	86-98	21-33	Murdock, 21	D. Davis, 21	18,633*
55	2/27	@ Detroit	L	89-97	21-34	Day, 24	Addison, 21	14,248
56	2/28	Miami	L	85-95	21-35	Robinson, 22	Rice, 24	13,075
57	3/2	Atlanta	W	102-93	22-35	Robinson, 28	Augmon, 25	13,244
58	3/3	@ Boston	L	91-103	22-36	Day, 23	Radja, 24	14,890
59	3/5	@ New Jersey	L	94-99	22-37	Robinson, 21	Anderson, 22	20,049
60	3/7	Portland	L	100-106	22-38	Murdock, 29	Porter, 36	13,298
61	3/10	@ Washington (Bal.)	W	114-111	23-38	Day, 26	Cheaney, 26	12,756
62	3/12	Denver	L	93-109	23-39	Baker, 21	Rogers, 21	17,189
63	3/14	Charlotte	W	99-86	24-39	Robinson, 27	Mourning, 18	16,572
64	3/15	@ Indiana	L	108-117	24-40	Day, 34	Miller, 40	16,466
65	3/17	@ Chicago	L	86-87	24-41	3 players, 16	Pippen, 27	22,307
66	3/19	Boston	W	95-94	25-41	Robinson, 28	Douglas, 23	17,688
67	3/21	Golden State	W	115-109	26-41	Day, 33	Legler, 19	13,187
68	3/23	L.A. Clippers	W	104-93	27-41	Robinson, 32	Vaught, 19	15,397
69	3/25	San Antonio	L	105-113	27-42	Robinson, 28	Robinson, 27	18,633*
70	3/28	@ Dallas	L	93-114	27-43	Robinson, 21	Mashburn, 21	16,138
71	3/31	@ San Antonio	L	102-118	27-44	Robinson, 31	Robinson, 26	32,107
72	4/1	@ Houston	W	93-87	28-44	Robinson, 29	Drexler, 37	16,611
73	4/5	New York	L	94-114	28-45	Robinson, 22	Ewing, 34	14,679
74	4/7	New Jersey	W	107-92	29-45	Robinson, 25	Gilliam, 26	18,633*
75	4/9	Atlanta	W	102-99	30-45	Robinson, 32	Blaylock, 22	18,633*
76	4/11	Detroit	W	114-109 (OT)	31-45	Baker, 31	Houston, 36	16,510
77	4/14	@ Minnesota	L	100-104 (OT)	31-46	Robinson, 28	Laettner, 25	16,871
78	4/15	@ Washington	L	110-114	31-47	Baker, 30	Howard, 31	18,756
79	4/17	@ New York	W	99-93	32-47	Baker, 28	Mason, 17	19,763
80	4/19	Boston	W	106-97	33-47	Baker, 27	Douglas, 26	18,418
81	4/21	@ Cleveland	L	82-103	33-48	Murdock, 24	Williams, 24	20,562
82	4/23	Chicago	W	104-100	34-48	Robinson, 36	Jordan, 33	18,633*

* denotes sellout

GENERAL INFO
FRONT OFFICE
PLAYERS
2013-14 SEASON
STATS & RECORDS
HISTORY
NBA
OPPONENTS
MEDIA

1995-96 MILWAUKEE BUCKS



BACK ROW: Glenn Robinson, Vin Baker, Marty Colon, Benoit Benjamin, Mike Peplowski, Kevin Duckworth, Terry Cummings, Randolph Keys. **MIDDLE ROW:** Head Coach Mike Dunleavy, Assistant Coach Frank Hamblen, Shawn Respert, Johnny Newman, Lee Mayberry, Sherman Douglas, V.P. of Player Personnel Lee Rose. **FRONT ROW:** Shooting Coach Andy Enfield, Trainer Mark Pfeil, Assistant Coach Butch Carter, Assistant Coach Jim Egan, Assistant Trainer Phil Horton, Equipment Manager Harold Lewis.

REGULAR SEASON (25-57) - 7TH, CENTRAL DIVISION - PLAYOFFS (DNQ)

PLAYER	G-GS	MIN	FG-FGA	PCT	3FG-FA	PCT	FT-FTA	PCT	OR	DR	TR	AST	PF-DQ	STL	BLK	PTS	AVG
Baker	82-82	3319	699-1429	.489	10-48	.208	321-479	.670	263	545	808	212	272-3	68	91	1729	21.1
Robinson	82-82	3249	627-1382	.454	90-263	.342	316-389	.812	136	368	504	293	236-2	95	42	1660	20.2
Douglas (TOT)	79-66	2335	345-685	.504	40-110	.364	160-219	.731	55	125	180	436	163-0	63	5	890	11.3
Douglas (MIL)	69-62	2101	309-601	.514	39-103	.379	135-179	.754	49	108	157	397	147-0	61	5	792	11.5
Newman	82-82	2690	321-649	.495	61-162	.377	186-232	.802	66	134	200	154	257-4	90	15	889	10.8
Day	8-0	171	22-71	.310	5-25	.200	24-26	.923	8	14	22	5	27-1	4	3	73	9.1
Benjamin (TOT)	83-71	1896	294-590	.498	0-3	.000	140-194	.722	141	398	539	64	224-1	45	85	728	8.8
Benjamin (MIL)	70-58	1492	223-429	.520	0-3	.000	101-138	.732	110	326	436	48	184-0	35	70	547	7.8
Cummings	81-13	1777	270-584	.462	1-7	.143	104-160	.650	162	283	445	89	263-2	56	30	645	8.0
Murdock	9-0	193	24-66	.364	6-23	.261	8-12	.667	5	9	14	35	16-0	6	0	62	6.9
Conlon	74-1	958	153-327	.468	5-30	.167	84-110	.764	58	119	177	68	126-1	20	11	395	5.3
Mayberry	82-20	1705	153-364	.420	75-189	.397	41-68	.603	21	69	90	302	144-1	64	10	422	5.1
Respert	62-0	845	113-292	.387	42-122	.344	35-42	.833	28	46	74	68	67-0	32	4	303	4.9
Keys	69-1	816	87-208	.418	22-71	.310	36-43	.837	41	84	125	65	139-2	32	14	232	3.4
Reynolds	19-0	191	21-53	.396	1-10	.100	13-21	.619	13	20	33	12	20-0	15	6	56	2.9
Lister	7-5	88	4-9	.444	0-0	—	2-2	1.000	7	22	29	4	15-0	0	3	10	1.4
Mobley	5-3	65	2-7	.286	0-0	—	2-4	.500	3	9	12	0	5-0	1	1	6	1.2
Duckworth	8-1	58	3-14	.214	0-0	—	3-6	.500	2	5	7	2	13-0	2	0	9	1.1
Peplowski (TOT)	7-0	17	3-5	.600	0-0	—	1-3	.333	1	3	4	1	10-0	1	2	7	1.0
Peplowski (MIL)	5-0	12	3-5	.600	0-0	—	1-3	.333	1	3	4	1	6-0	1	2	7	1.4
BUCKS	82	19730	3034-6490	.467	357-1056	.338	1412-1914	.738	973	2164	3137	1755	1943-16	582	307	7837	95.6

HIGHLIGHTS:

- The Bucks suffered a franchise-record 15-game losing streak in March (3/4 - 3/30).
- For the third straight season, the Bucks led the NBA in fewest games missed due to injury/illness with 18.
- Vin Baker and Glenn Robinson scored 43.2 percent of the Bucks points on the season, ranking second in the NBA in 1995-96, behind only Jordan/Pippen (46.2%). They entered the books as the second-highest Bucks tandem ever (1971-72, Abdul-Jabbar and Dandridge, 45.7%).
- Against Utah on March 18, 1996, Lee Mayberry broke Junior Bridgeman's team record, appearing in his 309th straight game.
- The Bucks welcomed their 5,000,000th fan to the Bradley Center on Feb. 13 vs. Philadelphia.

PLAYOFF RECORD:

- Did not qualify

HONORS:

- Vin Baker — NBA All-Star Team

1995-96 MILWAUKEE BUCKS

REGULAR SEASON DAY-BY-DAY

Gm	Date	Opponent	W-L	Score	Record	Bucks High Scorer	Opp. High Scorer	Atten.
1	11/3	@ Boston	W	101-100	1-0	Baker, 30	Fox, 19	18,321
2	11/4	New York	L	71-84	1-1	Baker, 18	Ewing, 17	18,633*
3	11/7	@ Houston	L	89-106	1-2	Baker, 21	Drexler/Olajuwon, 26	16,285
4	11/9	@ Dallas	L	94-104	1-3	Baker, 29	Mashburn, 27	15,095
5	11/10	@ San Antonio	L	90-104	1-4	Baker, 23	Elliot, 22	14,353
6	11/14	San Antonio	W	98-84	2-4	Robinson, 36	Elliot, 31	13,464
7	11/16	Houston	L	87-115	2-5	Robinson, 24	Horry, 40	14,117
8	11/18	Boston	L	93-99	2-6	Baker, 26	Radja, 21	18,633*
9	11/22	Toronto	W	96-86	3-6	Robinson, 23	Robertson, 18	14,959
10	11/25	@ Cleveland	L	87-89	3-7	Robinson, 24	Phills, 19	17,357
11	11/26	Minnesota	L	102-105	3-8	Baker, 27	Laettner, 25	13,896
12	11/28	Charlotte	L	98-106	3-9	Robinson, 28	Reeves, 19	13,685
13	11/30	@ Portland	W	100-99	4-9	Robinson, 31	C. Robinson, 21	19,913
14	12/1	@ Seattle	L	99-110	4-10	Robinson, 24	Kemp, 27	17,072
15	12/3	@ Vancouver	W	109-95	5-10	Baker, 27	3 players, 13	14,149
16	12/7	L.A. Clippers	W	112-103	6-10	Baker, 32	Tower/Vaught, 19	13,718
17	12/9	Chicago	L	106-118	6-11	Robinson, 39	Jordan, 45	18,633*
18	12/12	@ Washington	L	102-108	6-12	Robinson, 30	Webber, 25	10,126
19	12/15	@ Indiana	L	95-112	6-13	Robinson, 22	McKey, 19	16,263
20	12/17	Indiana	W	84-80	7-13	Mayberry, 16	Miller, 17	18,195
21	12/19	L.A. Lakers	L	105-109	7-14	Baker, 22	VanExel, 24	14,488
22	12/20	@ Detroit	L	77-102	7-15	Baker, 25	Houston, 29	14,688
23	12/22	@ Philadelphia	W	99-94	8-15	Baker, 22	Weatherpoon, 21	10,088
24	12/23	Atlanta	W	115-111	9-15	Robinson, 30	Norman, 23	15,658
25	12/26	@ Toronto (Ham.)	L	87-93	9-16	Baker, 22	Stoudamire, 21	17,242
26	12/27	@ Minnesota	W	99-93	(OT) 10-16	Douglas, 24	Mitchell/Rider, 18	17,101
27	12/30	Washington	L	87-96	10-17	Robinson, 21	Legler, 19	17,636
28	1/2	@ New Jersey	L	72-81	10-18	4 players, 10	Bradley, 17	11,397
29	1/3	Detroit	W	96-82	11-18	Robinson, 19	Houston, 17	14,081
30	1/5	Portland	W	113-96	12-18	Baker, 41	Robinson, 30	16,301
31	1/6	@ Chicago	L	84-113	12-19	Robinson, 23	Jordan, 32	23,801
32	1/9	Seattle	L	92-97	12-20	Baker, 25	Payton, 26	15,388
33	1/11	@ Indiana	L	88-96	12-21	Baker, 23	Miller, 24	15,759
34	1/12	@ Orlando	L	88-93	12-22	Robinson, 31	Scott, 37	17,248
35	1/15	@ New York	W	98-92	13-22	Baker, 30	Mason, 21	19,763
36	1/17	@ Philadelphia	W	111-100	14-22	Robinson, 37	Maxwell, 20	7,435
37	1/18	Golden State	W	100-96	15-22	Baker, 24	Mullin, 20	13,644
38	1/22	Vancouver	L	92-100	15-23	Baker, 24	Reeves, 22	13,488
39	1/24	Indiana	L	89-97	15-24	Robinson, 25	Miller, 27	13,624
40	1/26	Phoenix	L	97-107	15-25	Baker, 30	Barkley, 20	18,633*
41	1/31	@ Cleveland	L	71-81	15-26	Robinson, 21	Brandon, 23	16,187
42	2/1	Denver	W	108-102	16-26	Baker, 26	Abdul-Rauf, 25	13,389
43	2/3	Cleveland	L	88-111	16-27	Robinson, 22	Brandon, 23	17,979
44	2/6	Dallas	W	114-111	17-27	Baker, 36	McCloud, 36	13,854
45	2/7	@ Toronto	W	93-88	18-27	Douglas, 21	Miller, 21	21,335
46	2/13	Philadelphia	L	101-104	18-28	Baker, 28	Maxwell, 24	13,274
47	2/15	Washington	W	109-98	19-28	Baker, 25	Muresan, 29	16,211
48	2/16	@ Orlando	L	91-121	19-29	Benjamin/Conlon, 13	O'Neal, 31	17,248
49	2/18	@ Charlotte	L	99-122	19-30	Benjamin, 21	Rice, 32	24,042
50	2/20	@ New York	W	92-87	(OT) 20-30	Robinson, 27	Ewing, 29	19,763
51	2/21	New Jersey	L	92-94	20-31	Robinson, 24	Childs/Gilliam, 23	14,122
52	2/23	Orlando	L	102-115	20-32	Baker, 25	Hardaway, 19	18,633*
53	2/25	@ Washington	L	103-111	20-33	Baker, 36	Howard, 25	18,756
54	2/27	Charlotte	L	84-88	20-34	Newman, 27	Rice, 23	13,298
55	2/29	Cleveland	L	86-95	20-35	Baker, 17	Crotty, 19	14,111
56	3/2	Atlanta	W	110-106	21-35	Baker, 26	Long, 23	18,489
57	3/4	@ Boston	L	98-105	21-36	Baker, 22	Barros, 23	16,061
58	3/5	@ Chicago	L	106-115	21-37	Robinson, 22	Jordan, 33	23,547
59	3/8	@ Atlanta	L	91-94	21-38	Baker, 34	Elho, 19	10,174
60	3/10	Boston	L	103-110	21-39	Robinson, 30	Day, 28	16,222
61	3/13	@ Sacramento	L	95-104	21-40	Robinson, 25	Richmond, 25	17,317
62	3/15	@ L.A. Lakers	L	96-117	21-41	Newman/Robinson, 19	Johnson, 20	17,505
63	3/16	@ Golden State	L	94-99	21-42	Baker, 25	Spewell, 31	15,025
64	3/18	Utah	L	90-107	21-43	Robinson, 21	Hornacek, 25	14,879
65	3/20	Sacramento	L	97-122	21-44	Newman, 19	Grant, 30	13,176
66	3/22	Miami	L	106-122	21-45	Baker, 23	Gatling/Williams, 23	18,054
67	3/24	New Jersey	L	80-84	21-46	Robinson, 19	Bradley, 18	18,331
68	3/26	@ L.A. Clippers	L	97-103	21-47	Newman, 25	Richardson, 18	6,841
69	3/27	@ Utah	L	82-98	21-48	Robinson, 31	Hornacek, 24	19,813
70	3/29	@ Phoenix	L	85-108	21-49	Keys, 17	Barkley, 23	19,023
71	3/30	@ Denver	L	85-98	21-50	Robinson, 21	Stith, 20	16,847
72	4/2	Detroit	W	105-98	22-50	Baker, 25	Houston, 29	16,112
73	4/5	New York	L	79-86	22-51	Baker, 18	Ewing, 24	15,377
74	4/6	@ New Jersey	W	109-88	23-51	Robinson, 32	Childs, 19	12,780
75	4/9	Toronto	L	96-102	23-52	Baker, 25	Robertson, 25	15,935
76	4/11	@ Miami	L	105-115	23-53	Baker, 29	Mourning, 32	15,090
77	4/12	@ Atlanta	L	97-104	23-54	Baker, 26	Blaylock, 25	16,129
78	4/14	Orlando	W	114-101	24-54	Baker, 27	O'Neal, 37	17,502
79	4/16	Chicago	L	80-86	24-55	Baker, 28	Jordan, 22	18,633*
80	4/18	@ Charlotte	W	111-103	25-55	Robinson, 23	Rice, 29	24,042
81	4/19	Miami	L	100-106	25-56	Robinson, 28	Mourning, 28	18,633*
82	4/21	@ Detroit	L	92-108	25-57	Baker, 26	Dumas/Thorpe, 19	18,689

* denotes sellout

GENERAL INFO
FRONT OFFICE
PLAYERS
2013-14 SEASON
STATS & RECORDS
HISTORY
NBA
OPPONENTS
MEDIA

1996-97 MILWAUKEE BUCKS



BACK ROW: David Wood, Andrew Lang, Acie Earl, Joe Wolf, Vin Baker, Armen Gilliam, Chucky Brown. **MIDDLE ROW:** Head Coach Chris Ford, Ray Allen, Glenn Robinson, Johnny Newman, Sherman Douglas, Elliot Perry. **FRONT ROW:** Equipment and Team Facilities Manager Harold Lewis, Assistant Coach Jim Todd, Assistant Coach Mike Woodson, Assistant Coach Bob Weinbauer, Trainer Mark Pfeil.

REGULAR SEASON (33-49) - 7TH, CENTRAL DIVISION - PLAYOFFS (DNQ)

PLAYER	G-GS	MIN	FG-FGA	PCT	3FG-FA	PCT	FT-FTA	PCT	OR	DR	TR	AST	PF-DQ	STL	BLK	PTS	AVG
Robinson	80-79	3114	669-1438	.465	63-180	.350	288-364	.791	130	372	502	248	225-5	103	68	1689	21.1
Baker	78-78	3159	632-1251	.505	15-54	.278	358-521	.687	267	537	804	211	275-8	81	112	1637	21.0
Allen	82-81	2532	390-908	.430	117-298	.393	205-249	.823	97	229	326	210	218-0	75	10	1102	13.4
Douglas	79-79	2316	360-610	.502	38-114	.333	114-171	.667	57	136	193	427	191-0	78	10	764	9.7
Newman	82-4	2060	246-547	.450	34-98	.347	189-247	.765	66	120	186	116	257-4	73	17	715	8.7
Gilliam	80-25	2050	246-522	.471	0-0	—	199-259	.768	136	361	497	53	206-0	61	40	691	8.6
Perry	82-3	1595	217-458	.474	49-137	.358	79-106	.745	24	100	124	247	117-0	98	3	562	6.9
Lang	52-52	1194	115-248	.464	0-0	—	44-61	.721	94	184	278	25	140-4	26	47	274	5.3
Earl (TOT)	47-0	500	67-180	.372	0-5	.000	54-84	.643	35	61	96	20	61-0	15	28	188	4.0
Earl (MIL)	9-0	43	8-23	.348	0-0	—	10-14	.714	2	9	11	2	7-0	3	1	26	2.9
Brown (TOT)	70-1	757	78-154	.506	1-6	.167	47-70	.671	41	107	148	28	100-1	9	22	204	2.9
Brown (MIL)	60-1	674	65-128	.506	1-6	.167	39-59	.661	38	94	132	24	86-1	9	20	170	2.8
Wolf	56-7	525	40-89	.449	1-7	.143	14-19	.737	32	80	112	20	105-0	14	11	95	1.7
Respert	14-0	83	6-19	.316	1-9	.111	7-7	1.000	3	4	7	8	5-0	0	0	20	1.4
Tower	5-1	72	3-8	.375	0-0	—	1-8	.125	2	7	9	1	12-0	2	1	7	1.4
Carruth	4-0	21	2-3	.667	0-0	—	1-1	1.000	0	4	4	0	4-0	0	2	5	1.3
Wood	46-0	240	20-38	.526	5-15	.333	12-18	.667	5	22	27	13	36-0	7	6	57	1.2
Hancock	9-0	39	2-6	.333	0-0	—	0-0	—	1	4	5	4	7-0	2	0	4	0.4
Martin	3-0	13	0-7	.000	0-2	.000	0-0	—	1	0	1	1	1-0	0	0	0	0.0
BUCKS	82	19730	2967-6303	.471	324-920	.352	1560-2104	.741	955	2263	3218	1610	1892-22	632	348	7818	95.3

HIGHLIGHTS:

- On June 19, 1996, Chris Ford was hired to replace Mike Dunleavy as head coach. Dunleavy retained his title as Vice President of Basketball Operations for the season, then resigned on April 26, 1997.
- Milwaukee's 33-49 record marked an eight-victory improvement over 1995-96.
- Vin Baker (21.0 ppg) and Glenn Robinson (21.1 ppg) scored 42.5 percent of the team's total points. Baker and Robinson were also the NBA's only teammates to each average 21 points.
- Baker's 10.3 rebounds per game made him the first Bucks player to average 20 points and 10 rebounds for a season since Abdul-Jabbar in 1974-75.
- Rookie Ray Allen scored the franchise's 100,000th field goal on Jan. 18 at Atlanta.
- Glenn Robinson became the Bucks first NBA Player of the Week in six years when he took the honor for the week of Jan. 6-12.

PLAYOFF RECORD:

- Did not qualify

HONORS:

- Vin Baker - NBA All-Star Team
- Ray Allen - NBA All-Rookie Second Team

1996-97 MILWAUKEE BUCKS

REGULAR SEASON DAY-BY-DAY

Gm	Date	Opponent	W-L	Score	Record	Bucks High Scorer	Opp. High Scorer	Atten.
1	11/1	@ Philadelphia	W	111-103	1-0	Baker, 25	Iverson, 30	20,444
2	11/2	Boston	W	124-102	2-0	Newman/Robinson, 21	Walker, 23	17,275
3	11/6	Vancouver	W	105-89	3-0	Allen/Baker, 20	Abdur-Rahim/Edwards, 18	13,689
4	11/8	@ Miami	L	89-101	3-1	Baker, 27	Mourning, 23	15,200
5	11/9	@ Charlotte	W	100-98	4-1	Baker, 28	Curry, 23	24,042
6	11/12	Phoenix	W	99-89 (OT)	5-1	Baker, 32	Cassell, 30	13,565
7	11/14	@ Golden State	L	86-95	5-2	Baker, 32	Smith/Sprewell, 26	14,414
8	11/15	@ Sacramento	L	99-103	5-3	Robinson, 29	Richmond, 30	17,317
9	11/17	@ L.A. Clippers	L	94-102	5-4	Robinson, 31	Rogers, 20	7,311
10	11/19	Dallas	W	100-97	6-4	Gilliam/Newman, 27	Kidd, 25	13,225
11	11/21	Atlanta	L	65-73	6-5	3 players, 13	Laettner, 21	14,698
12	11/23	Washington	L	90-95	6-6	Robinson, 33	Howard, 23	16,508
13	11/25	@ Orlando	W	100-88	7-6	Gilliam, 24	Anderson, 25	17,248
14	11/27	Cleveland	W	92-75	8-6	Baker/Robinson, 22	Hill, 16	14,189
15	11/30	Charlotte	L	87-94	8-7	Robinson, 27	Rice, 23	16,327
16	12/3	Chicago	L	104-107	8-8	Robinson, 21	Jordan, 40	18,633*
17	12/7	@ Washington	W	126-118	9-8	Robinson, 44	Webber, 26	18,756
18	12/8	Boston	W	100-87	10-8	Baker, 24	Wesley, 16	13,350
19	12/10	Detroit	L	85-93	10-9	Baker, 28	Dumars, 29	13,202
20	12/12	Seattle	W	100-97	11-9	Robinson, 32	Payton, 31	16,355
21	12/14	New Jersey	W	101-91	12-9	Baker/Robinson, 27	Pack, 23	16,689
22	12/16	@ Boston	W	107-91	13-9	Baker, 28	Barros, 16	15,030
23	12/18	L.A. Lakers	L	105-111	13-10	Robinson, 42	O'Neal, 41	16,829
24	12/19	@ Toronto	L	93-96	13-11	Baker, 21	Stoudamire, 19	15,321
25	12/21	Orlando	W	103-85	14-11	Robinson, 24	Wilkins, 17	14,015
26	12/23	@ Houston	W	81-76	15-11	Douglas, 19	Olajuwon, 37	16,285
27	12/26	Houston	L	90-101	15-12	Baker, 23	Olajuwon, 29	18,717*
28	12/27	@ Cleveland	L	86-94	15-13	Baker, 23	Brandon, 30	19,164
29	12/29	Miami	L	94-95	15-14	Baker, 26	Hardaway, 36	16,235
30	1/4	Minnesota	L	91-97	15-15	Baker, 24	Gugliotta, 25	17,218
31	1/5	@ New York	L	92-97	15-16	Robinson, 25	Ewing, 32	19,763
32	1/7	@ Detroit	W	86-76	16-16	Baker, 25	Hill, 24	17,224
33	1/8	Utah	W	119-112 (OT)	17-16	Robinson, 38	Malone, 38	13,682
34	1/10	Chicago	L	101-116	17-17	Robinson, 35	Jordan, 33	18,717*
35	1/12	Golden State	W	111-93	18-17	Allen, 22	Sprewell, 21	13,289
36	1/17	@ Chicago	L	73-100	18-18	Baker, 36	Jordan/Kukoc, 24	23,898
37	1/18	@ Atlanta	L	71-94	18-19	Baker, 15	Blaylock, 26	16,378
38	1/20	@ Philadelphia	W	114-104	19-19	Robinson, 29	Iverson, 31	13,223
39	1/21	Indiana	L	89-92	19-20	Robinson, 29	Smits, 25	14,278
40	1/23	@ Orlando	L	92-96	19-21	Baker, 30	Hardaway/Seikaly, 23	17,248
41	1/25	@ Indiana	W	88-86	20-21	Robinson, 23	Miller, 24	16,554
42	1/26	San Antonio	W	94-76	21-21	Robinson, 19	Herrera, 22	13,179
43	1/28	Detroit	L	84-93	21-22	Baker, 18	Hill, 22	14,487
44	1/31	@ Charlotte	L	95-102	21-23	Allen, 22	Rice, 43	24,042
45	2/1	Philadelphia	L	100-109	21-24	Baker, 22	Iverson, 23	18,486
46	2/4	Cleveland	L	78-79	21-25	Perry, 16	Brandon, 23	13,703
47	2/6	@ Miami	L	90-102	21-26	Newman, 26	Lenard, 38	14,518
48	2/11	Toronto	W	101-96	22-26	Baker, 23	Williams, 27	13,257
49	2/14	@ Toronto	W	106-102	23-26	Robinson, 37	Camby, 21	15,193
50	2/15	Denver	W	92-87	24-26	Baker, 21	L. Ellis, 22	16,278
51	2/17	@ Washington	L	93-95	24-27	Gilliam, 17	Howard, 20	18,756
52	2/20	@ Dallas	W	101-99	25-27	Baker, 29	Finley, 33	13,703
53	2/21	@ San Antonio	L	93-98	25-28	Baker, 27	Herrera, 24	13,829
54	2/23	L.A. Clippers	L	86-99	25-29	Robinson, 25	Martin, 19	15,416
55	2/26	Atlanta	L	72-79	25-30	Robinson, 22	Smith, 21	13,285
56	2/28	@ Indiana	L	85-104	25-31	Robinson, 20	Smits, 21	16,351
57	3/1	Sacramento	L	92-103	25-32	Baker, 20	Owens, 31	16,987
58	3/3	@ Chicago	L	90-108	25-33	Robinson, 23	Jordan, 31	23,894
59	3/4	@ New York	L	86-93	25-34	Baker, 25	Ewing/Johnson, 17	19,763
60	3/7	@ Atlanta	L	80-90	25-35	Robinson, 26	Mutombo/Smith, 20	14,906
61	3/8	@ Cleveland	W	90-82	26-35	Baker, 25	Brandon, 25	17,906
62	3/11	Miami	L	93-108	26-36	Baker, 27	Hardaway, 29	14,989
63	3/14	Washington	L	96-105	26-37	Robinson, 22	Webber, 26	16,652
64	3/16	Indiana	W	102-98	27-37	Robinson, 30	Smits, 24	16,927
65	3/17	@ Boston	L	117-126	27-38	Robinson, 28	Williams, 25	15,342
66	3/20	Portland	L	78-97	27-39	Baker, 26	C. Robinson/Wallace, 20	14,185
67	3/22	New York	W	80-79	28-39	Gilliam, 20	Ewing, 25	18,317
68	3/25	@ Phoenix	L	112-117	28-40	Allen, 32	Johnson, 28	19,023
69	3/26	@ L.A. Lakers	L	84-106	28-41	Baker, 21	Campbell, 31	17,505
70	3/28	@ Utah	L	96-101	28-42	Douglas, 26	Malone, 31	19,911
71	3/30	@ Denver	L	97-99	28-43	Robinson, 30	L. Ellis, 24	8,230
72	4/1	@ Vancouver	W	102-91	29-43	Robinson, 25	Abdur-Rahim, 26	17,193
73	4/3	@ Seattle	L	80-103	29-44	Robinson, 15	Payton, 22	17,072
74	4/4	@ Portland	L	93-108	29-45	Robinson, 19	Rider, 27	21,538
75	4/8	Orlando	L	82-97	29-46	Robinson, 22	Hardaway, 30	15,799
76	4/10	@ New Jersey	L	88-93	29-47	Baker, 24	Jackson, 24	16,666
77	4/11	Philadelphia	W	126-118	30-47	Robinson, 40	Iverson, 44	17,779
78	4/13	New Jersey	W	132-123	31-47	Robinson, 25	Kittles, 40	16,050
79	4/15	Toronto	W	92-85	32-47	Robinson, 19	Slater, 19	14,652
80	4/16	@ Detroit	L	85-92	32-48	Robinson, 25	Ratliff, 25	21,454
81	4/18	@ Minnesota	L	112-122	32-49	Allen, 29	Gugliotta, 22	19,006
82	4/20	Charlotte	W	120-100	33-49	Baker, 31	Rice, 21	14,886

* denotes sellout

GENERAL
INFO

FRONT
OFFICE

PLAYERS

2013-14
SEASON

STATS &
RECORDS


HISTORY

NBA

OPPONENTS

MEDIA

1997-98 MILWAUKEE BUCKS



BACK ROW: Ray Allen, Glenn Robinson, Tyrone Hill, Ervin Johnson, Andrew Lang, Armen Gilliam, Jerald Honeycutt, Jamie Feick.
MIDDLE ROW: General Manager Bob Weinbauer, Terrell Brandon, Michael Curry, Head Coach Chris Ford, Ricky Pierce, Litterial Green, Elliot Perry. **FRONT ROW:** Strength and Conditioning Coach Tim Wilson, Trainer Mark Pfeil, Assistant Coach Jim Todd, Assistant Coach Mike Woodson, Assistant Coach Dick Versace, Equipment and Team Facilities Manager Harold Lewis.

REGULAR SEASON (36-46) - 7TH, CENTRAL DIVISION - PLAYOFFS (DNQ)

PLAYER	G-GS	MIN	FG-FGA	PCT	3FG-FA	PCT	FT-FTA	PCT	OR	DR	TR	AST	PF-DQ	STL	BLK	PTS	AVG
Robinson	56-56	2294	534-1136	.470	25-65	.385	215-266	.808	82	225	307	158	164-2	69	34	1308	23.4
Allen	82-82	3287	563-1315	.428	134-368	.364	342-391	.875	127	278	405	356	244-2	111	12	1602	19.5
Brandon	50-48	1784	339-731	.464	31-93	.333	132-156	.846	23	153	176	387	120-1	111	17	841	16.8
Gilliam	82-25	2114	327-676	.484	0-4	.000	267-333	.802	146	293	439	104	177-1	65	37	921	11.2
Hill	57-56	2064	208-418	.498	0-1	.000	155-255	.608	212	396	608	88	230-8	67	30	571	10.0
Johnson	81-81	2261	253-471	.537	0-0	—	143-238	.601	242	443	685	59	321-7	79	158	649	8.0
Perry	81-33	1752	241-561	.430	17-50	.340	92-109	.844	21	87	108	230	129-1	90	2	591	7.3
Curry	82-27	1978	196-418	.469	4-9	.444	147-176	.835	26	72	98	137	218-1	56	14	543	6.6
Honeycutt	38-0	530	90-221	.407	29-77	.377	36-58	.621	27	66	93	33	83-0	20	6	245	6.4
Pierce	39-0	442	52-143	.364	4-13	.308	43-52	.827	19	26	45	34	35-0	9	0	151	3.9
Smith	7-0	80	8-24	.333	0-4	.000	3-4	.750	4	3	7	10	7-0	5	2	19	2.7
Lang	57-0	692	54-143	.378	0-1	.000	44-57	.772	56	97	153	16	101-0	18	27	152	2.7
Feick	45-2	450	39-90	.433	4-13	.308	20-41	.488	45	79	124	16	67-0	25	17	102	2.3
Breaux	6-0	30	4-11	.364	1-3	.333	1-2	.500	0	2	2	2	1-0	2	1	10	1.7
Nordgaard	13-0	48	5-18	.278	0-0	—	8-9	.889	4	10	14	3	7-0	2	0	18	1.4
Green	21-0	124	5-23	.217	0-2	.000	15-20	.750	1	6	7	16	11-0	4	0	25	1.2
BUCKS	82	19930	2918-6399	.456	249-703	.354	1663-2167	.767	1035	2236	3271	1649	1915-23	733	357	7748	94.5

HIGHLIGHTS:

- The 30th Anniversary Edition of the Milwaukee Bucks opened 1997-98 with eight new faces, representing the single largest turnover in club history (since broken).
- The Bucks 36-46 record was a three-game improvement over the 1996-97 season and marked the best record since the 1990-91 squad that finished 48-34.
- The Bucks scored a then-franchise-low 62 points at Chicago on Dec. 5, 1997.
- Bucks finished fifth in the NBA in free throw percentage (.767) and 10th in field goal percentage (.456).

PLAYOFF RECORD:

- Did not qualify

HONORS:

- None

1997-98 MILWAUKEE BUCKS

REGULAR SEASON DAY-BY-DAY

Gm	Date	Opponent	W-L	Score	Record	Bucks High Scorer	Opp. High Scorer	Atten.
1	10/31	@ Philadelphia	W	103-88	1-0	Allen, 29	Jackson, 18	12,199
2	11/1	New Jersey	L	109-113 (OT)	1-1	Robinson, 32	Cassell, 33	18,717*
3	11/4	Orlando	W	110-76	2-1	Allen, 20	Hardaway, 16	12,764
4	11/6	Philadelphia	W	100-93	3-1	Brandon, 22	Iverson, 33	13,851
5	11/8	Boston	W	105-96	4-1	Robinson, 31	Walker, 21	17,653
6	11/12	@ Phoenix	L	95-103	4-2	Robinson, 31	C.Robinson/Chapman, 21	19,023
7	11/13	@ L.A. Clippers	W	102-94	5-2	Robinson, 32	Murray, 25	4,300
8	11/15	@ Vancouver	L	94-109	5-3	Brandon, 22	Abdur-Rahim, 24	17,666
9	11/16	@ Seattle	L	99-119	5-4	Allen, 21	Baker, 20	17,072
10	11/18	Detroit	W	87-79	6-4	Allen/Brandon, 21	B. Williams, 28	13,065
11	11/20	Indiana	L	83-109	6-5	Robinson, 18	Best, 18	14,106
12	11/22	@ Dallas	W	83-62	7-5	Brandon, 18	Finley, 12	11,425
13	11/26	Vancouver	W	101-82	8-5	Robinson, 25	Abdur-Rahim, 19	15,126
14	11/28	@ Orlando	L	90-94	8-6	Robinson, 29	Price, 22	17,070
15	11/29	@ Miami	W	93-87	9-6	Allen, 24	Hardaway, 26	14,897
16	12/2	Phoenix	L	80-86	9-7	Brandon, 23	MCloud, 16	13,131
17	12/4	Charlotte	W	102-92	10-7	Brandon, 24	Rice, 27	13,898
18	12/5	@ Chicago	L	62-84	10-8	Gilliam, 18	Kukoc, 19	24,041
19	12/7	Seattle	W	97-91	11-8	Allen/Brandon, 20	Baker, 29	15,806
20	12/10	@ Boston	L	91-96	11-9	Allen, 23	Billups, 21	17,012
21	12/11	Cleveland	L	77-79	11-10	Robinson, 20	Person, 27	13,105
22	12/13	Miami	L	84-87	11-11	Robinson, 28	Austin, 22	15,803
23	12/17	@ Charlotte	L	90-99	11-12	Allen/Robinson, 24	Divac, 21	20,691
24	12/19	@ Toronto	L	91-92	11-13	Gilliam, 23	Stoudamire, 36	15,076
25	12/20	New York	W	98-78	12-13	Allen, 35	Houston, 15	15,955
26	12/22	Washington	L	79-110	12-14	Robinson, 22	Howard, 25	14,442
27	12/26	Atlanta	W	99-94 (OT)	13-14	Robinson, 30	Henderson, 20	17,038
28	12/27	@ New Jersey	L	104-112 (2OT)	13-15	Robinson, 29	Van Horn, 26	16,351
29	12/30	Dallas	W	105-98 (OT)	14-15	Robinson, 32	Finley, 23	14,948
30	1/2	@ Chicago	L	100-114	14-16	Robinson, 42	Jordan, 44	23,897
31	1/3	Boston	L	99-106	14-17	Robinson, 35	Walker, 32	16,211
32	1/5	@ Portland	W	98-92	15-17	Robinson, 26	Sabonis, 32	19,215
33	1/7	@ LA Lakers	L	102-114	15-18	Brandon, 15	O'Neal, 38	15,483
34	1/8	@ Utah	L	109-116	15-19	Brandon, 29	Malone, 39	19,911
35	1/10	Portland	W	98-92 (OT)	16-19	Allen, 23	Anderson, 31	16,131
36	1/12	L.A. Clippers	W	110-95	17-19	Robinson, 33	Murray, 20	13,174
37	1/14	Golden State	W	101-95	18-19	Robinson, 31	Marshall, 20	13,386
38	1/16	Chicago	L	86-96	18-20	Allen, 27	Jordan, 27	18,717*
39	1/18	San Antonio	L	92-98 (OT)	18-21	Brandon, 21	D. Robinson, 30	17,045
40	1/20	@ Atlanta	L	93-103	18-22	Brandon, 22	Henderson, 18	10,974
41	1/21	@ Orlando	W	91-84	19-22	Robinson, 24	Armstrong, 19	17,248
42	1/24	Sacramento	W	101-97	20-22	Robinson, 26	Richmond, 32	16,904
43	1/27	Detroit	W	83-81	21-22	Gilliam, 15	Dumars, 20	13,389
44	1/29	@ New York	W	115-112 (OT)	22-22	Robinson, 39	Starks, 32	19,763
45	2/1	@ Minnesota	W	118-110	23-22	Robinson, 29	Garnett, 26	20,188
46	2/3	New York	W	82-78	24-22	Brandon, 20	Houston, 21	13,496
47	2/5	Miami	L	87-91	24-23	Allen/Robinson, 25	Mashburn, 25	15,788
48	2/10	Atlanta	L	100-108	24-24	Allen, 28	Smith, 27	13,621
49	2/11	@ Detroit	L	83-95	24-25	Robinson, 25	G. Hill, 21	16,220
50	2/14	@ Cleveland	W	99-93	25-25	Robinson, 27	Sura, 30	18,914
51	2/16	@ New Jersey	L	92-103	25-26	Robinson, 30	Kittles, 19	17,060
52	2/18	@ Washington	W	108-98	26-26	Allen, 25	Strickland, 33	18,152
53	2/20	Toronto	W	94-89	27-26	Gilliam, 24	Christie, 23	17,856
54	2/22	Cleveland	W	79-71	28-26	Robinson, 29	Kemp, 20	17,536
55	2/24	L.A. Lakers	L	81-98	28-27	Allen, 19	O'Neal, 21	18,717*
56	2/26	@ New York	L	90-102	28-28	Allen/Robinson, 26	Houston, 19	19,763
57	3/4	@ Philadelphia	L	80-87	28-29	Robinson, 21	Coleman, 19	12,768
58	3/5	Denver	W	104-87	29-29	Allen, 26	Newman, 22	13,227
59	3/7	Utah	L	92-110	29-30	Allen, 27	Malone, 40	18,717*
60	3/10	Washington	L	77-93	29-31	Allen, 15	Webber, 24	13,627
61	3/11	@ Cleveland	L	83-95	29-32	Curry, 16	Ilgasauskas, 18	14,294
62	3/13	@ Indiana	L	76-96	29-33	Perry, 25	Smits, 20	15,437
63	3/14	Philadelphia	L	89-93	29-34	Allen, 23	Smith, 27	16,947
64	3/16	@ San Antonio	L	85-96	29-35	Honeycutt, 16	Duncan, 25	19,543
65	3/17	@ Houston	L	91-96	29-36	Allen/Gilliam, 20	Maloney, 19	19,543
66	3/19	@ Atlanta	L	81-84	29-37	Allen, 21	Mutombo, 18	8,685
67	3/22	Indiana	L	94-96 (OT)	29-38	Allen, 25	Miller, 32	18,717*
68	3/24	Houston	W	118-108	30-38	Allen, 33	Olajuwon, 22	16,141
69	3/26	@ Charlotte	L	80-94	30-39	Allen/Perry, 18	Rice, 27	23,086
70	3/27	@ Miami	L	77-102	30-40	Gilliam, 14	Mourning, 34	15,200
71	3/29	Chicago	L	87-104	30-41	Allen, 27	Jordan, 30	18,717*
72	3/31	@ Golden State	W	94-89 (OT)	31-41	Gilliam, 29	Delk, 23	9,391
73	4/1	@ Denver	W	106-100	32-41	Allen, 21	Fortson, 24	11,101
74	4/3	@ Sacramento	W	87-86	33-41	Honeycutt, 20	Richmond, 23	13,287
75	4/5	@ Indiana	L	92-93	33-42	Allen, 22	Miller, 18	16,478
76	4/7	Toronto	W	114-105	34-42	Allen, 28	Christie, 20	13,288
77	4/8	@ Toronto	W	107-100	35-42	Allen, 25	Trent, 24	14,168
78	4/11	New Jersey	L	117-124	35-43	Gilliam, 27	Cassell, 29	16,375
79	4/14	Charlotte	L	82-104	35-44	Gilliam/Johnson, 16	Rice, 30	14,013
80	4/15	@ Boston	W	117-109	36-44	Brandon, 22	Walker, 24	18,624
81	4/17	@ Detroit	L	102-108	36-45	Allen/Curry, 25	G. Hill, 31	22,076
82	4/18	Minnesota	L	109-111	36-46	Allen, 40	Wheat, 19	16,886

* denotes sellout

GENERAL
INFO

FRONT
OFFICE

PLAYERS

2013-14
SEASON

STATS &
RECORDS

HISTORY

NBA

OPPONENTS

MEDIA

1998-99 MILWAUKEE BUCKS



BACK ROW: Glenn Robinson, Tim Thomas, Scott Williams, Ervin Johnson, Paul Grant, Armen Gilliam, Chris Gatling, Robert Traylor, Sam Cassell. **MIDDLE ROW:** Assistant Video Coordinator/Scout Chris Gilmartin, President Herb Kohl, Michael Curry, Ray Allen, Head Coach George Karl, Vinny Del Negro, Dell Curry, Haywood Workman, General Manager Bob Weinbauer, Video Coordinator/Scout Bob Peterson. **FRONT ROW:** Assistant Coach Mike Thibault, Scout/Assistant Mike McNeive, Assistant Coach Ron Adams, Assistant Coach Mike Woodson, Assistant Coach Terry Stotts, Director of Player Personnel Larry Harris, Strength and Conditioning Coach Tim Wilson, Trainer Mark Pfeil, Equipment and Team Facilities Manager Harold Lewis. **NOT PRESENT:** Assistant Director of Player Personnel Dan Kohl, Director of Scouting Dave Babcock.

REGULAR SEASON (28-22) - 4TH, CENTRAL DIVISION - PLAYOFFS (0-3)

PLAYER	G-GS	MIN	FG-FGA	PCT	3FG-FA	PCT	FT-FTA	PCT	OR	DR	TR	AST	PF-QD	STL	BLK	PTS	AVG
Robinson	47-47	1579	347-756	.459	31-79	.392	140-161	.870	73	203	276	100	114-1	46	41	865	18.4
R. Allen	50-50	1719	303-673	.450	74-208	.356	176-195	.903	57	155	212	178	117-0	53	7	856	17.1
Cassell (TOT)	8-3	199	39-93	.419	2-10	.200	47-50	.940	5	10	15	36	22-1	9	0	127	15.9
Cassell (MIL)	4-0	99	18-44	.409	1-3	.333	18-19	.947	4	5	9	17	9-0	6	0	55	13.8
Brandon	15-14	505	85-208	.409	7-28	.250	26-31	.839	11	42	53	104	25-0	24	3	203	13.5
D. Curry	42-0	864	163-336	.485	69-145	.476	28-34	.824	18	67	85	48	42-0	36	3	423	10.1
Hill	17-17	517	50-118	.424	0-0	—	46-81	.568	51	83	134	17	68-0	18	8	146	8.6
Gilliam	34-5	668	101-223	.453	0-1	.000	79-101	.782	33	93	126	19	48-0	22	12	281	8.3
Thomas (TOT)	50-26	812	132-279	.473	21-68	.309	73-112	.652	49	77	126	46	107-2	26	12	358	7.2
Thomas (MIL)	33-26	624	105-212	.495	16-49	.327	54-88	.614	42	51	93	31	86-2	23	9	280	8.5
Workman	29-29	815	73-170	.429	17-47	.362	37-47	.787	14	88	102	172	53-0	32	1	200	6.9
Del Negro	48-7	1093	114-270	.422	13-30	.433	40-50	.800	14	88	102	174	62-0	33	3	281	5.9
Gatling (TOT)	48-3	775	117-265	.442	1-8	.125	37-93	.398	52	127	179	32	118-0	32	10	272	5.7
Gatling (MIL)	30-1	494	81-168	.482	1-7	.143	25-69	.362	31	83	114	20	78-0	24	6	188	6.3
Traylor	49-43	786	108-201	.537	0-1	.000	43-80	.538	80	102	182	38	140-4	44	44	259	5.3
Johnson	50-7	1027	96-189	.508	0-0	—	64-105	.610	120	200	320	19	151-1	29	57	256	5.1
M. Curry	50-4	1146	90-206	.437	1-15	.067	63-79	.797	19	89	108	78	135-0	42	7	244	4.9
Perry	5-0	47	9-17	.529	1-1	1.000	1-2	.500	1	7	8	12	3-0	4	0	20	4.0
Williams (TOT)	7-0	46	5-17	.294	0-0	—	4-7	.571	3	11	14	1	9-0	2	1	14	2.0
Williams (MIL)	5-0	29	5-15	.333	0-0	—	4-7	.571	2	10	12	0	5-0	1	1	14	2.8
Honeycutt	3-0	12	2-5	.400	0-3	.000	1-2	.500	0	1	1	0	6-0	1	0	5	1.7
Jordan	4-0	18	2-4	.500	0-2	.000	2-4	.500	0	0	0	3	0-0	3	0	6	1.5
Grant (TOT)	6-0	13	2-6	.333	0-0	—	0-0	—	1	0	1	0	4-0	1	0	4	0.7
Grant (MIL)	2-0	5	1-2	.500	0-0	—	0-0	—	0	0	0	0	0-0	1	0	2	1.0
Feick	2-0	3	0-1	.000	0-0	—	0-0	—	0	2	2	0	0-0	0	0	0	0.0
BUCKS	50	12050	1753-3818	.459	231-619	.373	847-1155	.733	570	1369	1939	1030	1142-8	442	202	4584	91.7

HIGHLIGHTS:

- On Aug. 29, the Bucks hired George Karl to become the seventh head coach in Milwaukee Bucks history.
- A prolonged NBA lockout resulted in a 50-game season, beginning on Feb. 6, 1999.
- At the trade deadline on March 11, 1999, the Bucks acquired Sam Cassell and Chris Gatling from New Jersey and Paul Grant from Minnesota in a three-team deal. Milwaukee also received Tim Thomas and Scott Williams from Philadelphia in exchange for Tyrone Hill and Jerald Honeycutt.
- The Bucks finished the season with their best winning percentage (.560) since the 1990-91 season.
- George Karl moved into 20th place all-time in coaching victories (531) and had the best first-year finish of any head coach in the 31-year history of the franchise.
- The Bucks led the NBA in 3-point accuracy, as Dell Curry led the NBA with a career-high .476.
- Robert "Tractor" Traylor led all rookies in field goal percentage (.537).

PLAYOFF RECORD:

- Lost to Indiana, First Round, 0-3

HONORS:

- None

1998-99 MILWAUKEE BUCKS

REGULAR SEASON DAY-BY-DAY

Gm	Date	Opponent	W-L	Score	Record	Bucks High Scorer	Opp. High Scorer	Atten.
1	2/6	@ Charlotte	W	113-107 (OT)	1-0	Allen/Robinson, 25	Phills, 18	18,820
2	2/9	@ Toronto	W	91-77	2-0	Allen, 17	Carter, 22	14,577
3	2/11	New Jersey	W	95-75	3-0	Allen, 19	Burrell, 17	18,031
4	2/14	@ Orlando	L	82-85	3-1	Brandon, 20	Hardaway, 18	15,914
5	2/16	@ Philadelphia	W	93-92	4-1	Robinson, 18	Iverson, 23	10,976
6	2/17	Chicago	W	91-83	5-1	Brandon, 17	Kukoc, 20	14,682
7	2/19	@ Toronto	L	82-90	5-2	D. Curry, 17	Christie, 20	14,888
8	2/20	Indiana	L	80-82	5-3	Robinson, 31	Miller, 20	18,173
9	2/23	@ Chicago	W	90-88	6-3	Robinson, 24	Kukoc, 19	22,302
10	2/26	@ Denver	L	95-96	6-4	Robinson, 19	Billups, 18	10,926
11	2/28	Philadelphia	L	76-87	6-5	Allen, 16	Iverson, 25	17,586
12	3/2	@ New Jersey	W	94-86	7-5	Allen, 19	Van Horn, 27	15,180
13	3/3	Golden State	W	106-78	8-5	Hill, 20	Starks, 16	12,136
14	3/5	New York	W	88-87	9-5	Robinson, 19	Ewing, 24	16,843
15	3/8	Chicago	W	81-76	10-5	Allen, 17	Barry, 19	12,085
16	3/9	@ New York	W	87-86	11-5	Robinson, 27	L. Johnson, 19	19,763
17	3/10	Seattle	W	101-97	12-5	Robinson, 22	Payton, 21	15,692
18	3/12	@ Indiana	L	104-109	12-6	Robinson, 30	Miller, 22	16,580
19	3/14	@ Washington	L	86-98	12-7	Allen, 22	Richmond, 23	14,353
20	3/15	New York	L	102-108	12-8	Allen, 29	Sprewell, 28	14,738
21	3/16	Phoenix	L	92-110	12-9	D. Curry, 18	C. Robinson, 20	13,316
22	3/18	Boston	W	99-83	13-9	Robinson, 23	Walker, 16	13,724
23	3/20	@ Atlanta	W	83-77	14-9	Robinson, 21	Crawford, 15	12,225
24	3/21	Charlotte	L	87-94	14-10	Robinson, 19	Jones, 23	13,974
25	3/22	Detroit	W	115-86	15-10	Allen, 19	Laettner, 17	13,187
26	3/24	Miami	L	76-84	15-11	Robinson, 17	Hardaway, 22	17,126
27	3/26	@ Detroit	L	85-90	15-12	Allen, 29	Stackhouse, 34	18,873
28	3/28	@ Minnesota	W	94-85	16-12	Workman, 19	Mitchell, 20	18,449
29	3/30	Washington	W	107-105	17-12	Allen, 25	Richmond, 23	15,196
30	3/31	@ Charlotte	W	102-94	18-12	Allen, 20	Recasner, 26	17,552
31	4/2	@ Boston	W	84-83	19-12	Allen, 19	Walker, 23	18,128
32	4/4	@ Cleveland	L	74-98	19-13	Thomas, 16	Person, 20	12,041
33	4/6	@ Philadelphia	L	87-95	19-14	Robinson, 22	Iverson, 27	16,055
34	4/7	Cleveland	W	99-91	20-14	Robinson, 33	Kemp, 23	16,809
35	4/9	@ Orlando	L	83-95	20-15	Allen, 21	Hardaway, 26	16,854
36	4/11	@ Miami	L	92-95	20-16	Allen, 25	Mashburn, 25	15,200
37	4/13	Atlanta	W	91-84	21-16	D. Curry, 20	Mutombo, 21	12,974
38	4/14	Miami	W	98-86	22-16	Allen, 31	Mourning, 30	14,395
39	4/16	Charlotte	L	94-95	22-17	Allen, 21	Jones, 23	18,010
40	4/18	@ Chicago	L	77-79	22-18	Allen, 19	Kukoc, 22	22,296
41	4/20	Orlando	W	95-83	23-18	Allen/Robinson, 18	Hardaway, 17	14,289
42	4/21	@ Indiana	L	100-108 (OT)	23-19	Robinson, 27	Rose, 25	16,550
43	4/23	Cleveland	W	79-75	24-19	Robinson, 26	Henderson/Person, 19	17,742
44	4/25	@ Atlanta	L	70-85	24-20	Allen, 21	Mutombo, 18	8,796
45	4/26	Washington	W	99-91	25-20	Robinson, 31	Thorpe, 18	13,201
46	4/28	Toronto	W	115-102	26-20	Thomas, 21	Brown, 29	15,463
47	4/30	Detroit	L	76-81	26-21	Johnson, 12	Dumars, 20	18,717*
48	5/1	@ Boston	W	88-79	27-21	Allen, 26	Mercer, 21	18,089
49	5/4	Toronto	W	99-86	28-21	Allen, 19	Carter, 26	13,859
50	5/5	@ New Jersey	L	107-115	28-22	Allen, 22	Marbury, 41	15,764

* denotes sellout

GENERAL
INFO

FRONT
OFFICE

PLAYERS

2013-14
SEASON

STATS &
RECORDS

HISTORY

NBA

OPPONENTS

MEDIA

1999-00 MILWAUKEE BUCKS



BACK ROW: Assistant Coach Mike Thibault, Assistant Coach Don Newman, Assistant Coach Ron Adams, Assistant Coach Terry Stotts, Scout/Assistant Mike McNeive, Trainer Mark Pfeil, Equipment and Team Facilities Manager Harold Lewis, Strength and Conditioning Coach Tim Wilson. **MIDDLE ROW:** General Manager Ernie Grunfeld, Rafer Alston, Ray Allen, Glenn Robinson, Sam Cassell, Vinny Del Negro, President Herb Kohl. **FRONT ROW:** Mirsad Turkcan, Danny Manning, J.R. Reid, Scott Williams, Head Coach George Karl, Ervin Johnson, Tim Thomas, Robert Taylor, Darvin Ham.

REGULAR SEASON (42-40) - 5TH, CENTRAL DIVISION - PLAYOFFS (2-3)

PLAYER	G-GS	MIN	FG-FGA	PCT	3FG-FA	PCT	FT-FTA	PCT	OR	DR	TR	AST	PF-DQ	STL	BLK	PTS	AVG
Allen	82-82	3070	642-1411	.455	172-407	.423	353-398	.887	83	276	359	308	187-1	110	19	1809	22.1
Robinson	81-81	2909	69-1461	.472	86-237	.363	227-283	.802	107	378	485	193	212-3	78	41	1693	20.9
Cassell	81-81	2899	545-1170	.466	26-90	.289	390-445	.876	69	232	301	729	255-5	102	8	1506	18.6
Thomas	80-1	2093	347-753	.461	63-182	.346	188-243	.774	100	232	332	113	227-3	59	31	945	11.8
Williams	68-6	1488	213-426	.500	0-0	—	94-129	.729	177	271	448	28	230-3	40	66	520	7.6
Ellis	18-0	324	47-101	.465	23-65	.354	6-9	.667	7	27	34	6	23-0	6	0	123	6.8
Del Negro	67-0	1211	153-325	.471	8-24	.333	35-39	.897	9	98	107	160	81-0	36	0	349	5.2
Ham	35-21	792	71-128	.555	0-1	.000	35-78	.449	85	87	172	42	102-1	29	29	17	5.1
Johnson	80-74	2129	144-279	.516	0-1	.000	95-157	.605	233	415	648	44	298-6	81	127	383	4.8
Manning	72-0	1217	149-339	.440	1-4	.250	34-52	.654	50	158	208	73	183-2	62	29	333	4.6
Reid	34-7	602	53-127	.417	1-7	.143	43-56	.768	29	88	117	18	81-2	19	5	150	4.4
Traylor	44-16	447	58-122	.475	0-4	.000	41-68	.603	50	65	115	20	79-0	25	25	157	3.6
Workman	23-1	248	23-62	.371	11-29	.379	9-13	.692	1	16	17	44	23-0	11	0	66	2.9
Alston	27-0	361	27-95	.284	3-14	.214	3-4	.750	5	18	23	70	29-0	12	0	60	2.2
Turkcan (TOT)	17-0	90	14-38	.368	0-6	.000	5-8	.625	13	20	33	5	14-0	3	1	33	1.9
Turkcan (MIL)	10-0	65	12-28	.429	0-4	.000	5-8	.625	11	12	23	4	10-0	1	1	29	2.9
BUCKS	82	19855	3174-6827	.465	394-1069	.369	1558-1982	.786	1016	2373	3389	1852	2020-26	671	381	8300	101.2

HIGHLIGHTS:

- The Bucks hit 13 treys in a 137-87 win over Charlotte on Jan. 10, 2000. The win marked the fifth time in team history that the Bucks won by 50 or more.
- The Bucks compiled a 19-22 road record, their best since 1985-86.
- Milwaukee went a combined 6-0 vs. teams from the state of Texas.
- The Bucks boasted two All-Stars (Glenn Robinson, Ray Allen) for the first time since 1990-91.
- The Bucks trio of Allen, Robinson and Sam Cassell combined for 5,008 points, or 60.3 percent of the Bucks total. Only the Lakers trio of Bryant, O'Neal and Rice scored more.
- On Jan. 17, 2000, George Karl became the fastest Bucks coach to reach 50 wins (89 games).
- The Bucks 100-87 win vs. Indiana in Game 4 on May 1, 2000, came exactly 10 years after the Bucks last Bradley Center postseason win.

PLAYOFF RECORD:

- Lost to Indiana, First Round, 2-3

HONORS:

- Ray Allen – NBA All-Star Team
- Glenn Robinson – NBA All-Star Team

1999-00 MILWAUKEE BUCKS

REGULAR SEASON DAY-BY-DAY

Gm	Date	Opponent	W-L	Score	Record	Bucks High Scorer	Opp. High Scorer	Atten.
1	11/2	@ Houston	W	98-93	1-0	Cassell, 35	Francis, 14	14,491
2	11/4	@ Atlanta	W	119-109	2-0	Allen, 31	Jackson, 19	18,514
3	11/6	Detroit	W	121-111	3-0	Cassell, 28	Stackhouse, 20	18,374
4	11/8	@ New York	L	101-111 (OT)	3-1	Robinson, 23	Houston, 30	19,763
5	11/10	@ Charlotte	L	111-117	3-2	Allen/Robinson, 24	Jones, 33	15,769
6	11/12	Phoenix	W	107-92	4-2	Robinson, 27	Hardaway, 19	16,137
7	11/13	@ Cleveland	L	112-117	4-3	Robinson, 32	Sura, 23	18,640
8	11/16	LA Clippers	W	101-93	5-3	Robinson, 24	Anderson, 27	12,465
9	11/18	San Antonio	W	99-88	6-3	Allen, 26	Duncan, 29	15,184
10	11/20	Utah	L	100-111	6-4	Allen, 23	Malone, 40	18,027
11	11/21	@ Detroit	L	94-113	6-5	Allen, 33	Hill, 31	13,163
12	11/24	Chicago	W	102-95	7-5	Robinson, 22	Brand, 16	14,209
13	11/26	@ Boston	W	114-112	8-5	Cassell, 28	Walker, 27	18,027
14	11/27	Philadelphia	L	79-82	8-6	Allen, 23	Snow, 18	15,216
15	12/2	New York	L	80-84	8-7	Allen, 25	Houston, 25	14,365
16	12/4	@ Chicago	W	92-91	9-7	Cassell, 23	Artest, 21	22,188
17	12/5	Dallas	W	103-97	10-7	Allen, 20	Finley, 29	12,214
18	12/7	Detroit	L	112-116	10-8	Robinson, 30	Hill, 31	12,847
19	12/8	@ New Jersey	L	90-107	10-9	Robinson, 25	Marbury, 25	12,366
20	12/10	@ Toronto	W	107-91	11-9	Cassell/Robinson, 22	Carter, 25	17,963
21	12/11	Denver	L	99-101	11-10	Allen, 25	Van Exel, 27	15,862
22	12/15	@ Orlando	W	116-99	12-10	Allen, 29	2 players, 15	12,308
23	12/16	@ Miami	W	96-95	13-10	Allen, 28	Lenard, 29	14,503
24	12/18	Indiana	W	109-95	14-10	Robinson, 24	Miller, 21	15,236
25	12/20	@ Phoenix	L	101-108	14-11	Allen, 31	Rogers, 24	18,656
26	12/21	@ Sacramento	L	95-108	14-12	Cassell, 20	Williams, 28	17,317
27	12/23	@ San Antonio	W	94-91	15-12	Cassell, 27	Duncan, 18	22,581
28	12/26	Miami	W	93-85	16-12	Robinson, 30	Mourning, 25	15,075
29	12/29	@ Charlotte	L	105-109	16-13	Robinson, 36	Coleman, 27	17,134
30	12/30	Cleveland	W	91-90	17-13	Cassell, 20	Sura, 19	16,329
31	1/3	@ Philadelphia	L	120-124 (OT)	17-14	Allen/Robinson, 25	Iverson, 45	14,886
32	1/4	Atlanta	W	116-113	18-14	Robinson, 36	Jackson, 30	12,739
33	1/6	@ Detroit	L	95-101	18-15	Robinson, 31	Hill, 31	14,233
34	1/8	Washington	W	130-129 (2OT)	19-15	Robinson, 34	Murray, 27	15,612
35	1/10	Charlotte	W	137-87	20-15	Allen, 26	Wesley, 23	13,159
36	1/12	LA Lakers	L	94-103	20-16	Allen, 25	O'Neal, 27	18,717*
37	1/14	@ Toronto	L	110-115	20-17	Robinson, 37	Carter, 47	19,246
38	1/15	Toronto	W	118-97	21-17	Allen, 33	Christie, 31	18,717*
39	1/17	@ Atlanta	W	107-101	22-17	Cassell, 31	Henderson, 20	19,445
40	1/19	@ Indiana	L	84-106	22-18	Robinson, 25	Miller, 29	18,345
41	1/20	Seattle	L	96-104	22-19	Robinson, 21	Baker, 31	14,087
42	1/26	Sacramento	W	112-104	23-19	Allen, 22	Anderson, 24	16,931
43	1/28	@ L.A. Lakers	L	89-117	23-20	Cassell, 18	O'Neal, 30	18,997
44	1/29	@ Seattle	W	101-99	24-20	Robinson, 24	Payton, 29	15,839
45	1/31	@ Vancouver	W	92-87	25-20	Robinson, 25	Reeves, 22	12,398
46	2/2	@ Denver	L	112-135	25-21	Allen, 22	Van Exel, 28	12,365
47	2/3	@ Utah	W	102-99	26-21	Allen, 36	Malone, 28	19,871
48	2/5	Toronto	L	95-98	26-22	Robinson, 29	Carter, 30	18,717*
49	2/7	Portland	L	111-115	26-23	Robinson, 27	Smith, 24	15,389
50	2/9	New York	L	103-109	26-24	Allen, 24	Sprewell, 27	15,347
51	2/15	@ Dallas	W	112-99	27-24	Robinson, 29	Bradley, 20	11,912
52	2/17	Indiana	L	90-92	27-25	Cassell, 23	Miller, 23	14,376
53	2/19	Vancouver	L	100-111	27-26	Allen, 32	Dickerson, 26	17,109
54	2/22	@ Washington	L	101-126	27-27	Allen, 17	Richmond, 26	11,413
55	2/23	Golden State	L	86-91	27-28	Allen/Robinson, 24	Marshall, 37	12,864
56	2/25	Philadelphia	L	83-97	27-29	Robinson, 24	Iverson, 25	15,672
57	2/27	Orlando	W	102-95	28-29	Allen, 26	Garrity, 32	15,726
58	3/2	@ New York	L	94-109	28-30	Thomas, 26	Sprewell, 32	19,763
59	3/4	Minnesota	L	84-91	28-31	Allen, 28	Brandon, 22	17,632
60	3/6	Atlanta	W	111-78	29-31	Cassell, 21	Wright, 18	12,365
61	3/8	@ Boston	L	101-112	29-32	Allen, 28	Walker, 30	15,860
62	3/10	New Jersey	L	80-108	29-33	Thomas, 19	Burrell, 19	13,962
63	3/12	Cleveland	W	103-72	30-33	Thomas, 22	Murray, 16	14,016
64	3/14	@ Miami	L	104-108	30-34	Allen, 26	Mashburn, 28	15,836
65	3/16	Houston	W	106-96	31-34	Allen, 28	Francis, 22	13,658
66	3/18	@ New Jersey	L	90-92 (OT)	31-35	Thomas, 23	Van Horn, 27	16,519
67	3/19	@ Minnesota	L	82-109	31-36	Robinson, 20	Brandon, 28	15,551
68	3/23	@ Indiana	W	105-84	32-36	Cassell, 30	Rose, 22	18,345
69	3/24	Miami	L	87-99	32-37	Allen, 36	Mourning, 24	17,597
70	3/26	Boston	W	99-84	33-37	Allen, 27	Walker, 22	16,567
71	3/30	@ L.A. Clippers	W	104-85	34-37	Allen, 35	McInnis, 20	10,854
72	4/1	@ Portland	L	79-113	34-38	Cassell, 22	Stoudamire, 31	20,390
73	4/2	@ Golden State	W	117-113	35-38	Cassell, 31	Hughes, 32	10,002
74	4/4	Chicago	W	92-73	36-38	Cassell, 19	Brand, 18	14,064
75	4/6	@ Chicago	L	88-90	36-39	Robinson, 24	Brand/Hawk, 20	21,841
76	4/8	New Jersey	W	109-101	37-39	Allen, 21	Newman-21	17,365
77	4/10	Orlando	W	104-87	38-39	Allen, 33	Mercer, 14	13,964
78	4/12	@ Cleveland	W	101-100	39-39	Cassell, 29	Person, 21	13,240
79	4/14	Charlotte	L	106-109 (OT)	39-40	Robinson, 38	E. Jones, 29	15,839
80	4/15	@ Washington	W	120-116	40-40	Cassell, 34	2 players, 21	18,702
81	4/17	@ Orlando	W	85-83	41-40	Thomas, 21	Atkins, 18	17,248
82	4/19	Washington	W	110-105	42-40	Williams, 19	Richmond, 27	14,874

* denotes sellout

GENERAL
INFO

FRONT
OFFICE

PLAYERS

2013-14
SEASON

STATS &
RECORDS


HISTORY

NBA

OPPONENTS

MEDIA

2000-01 MILWAUKEE BUCKS



BACK ROW: Special Assignments Coach Gerald Oliver, Assistant Coach Mike Thibault, Equipment and Team Facilities Manager Harold Lewis, Assistant Coach Ron Adams, Trainer Troy Wenzel, Head Coach George Karl, Strength and Conditioning Coach Tim Wilson, Assistant Coach Terry Stotts, Asst. Trainer/Asst. Strength and Conditioning Coach Andre Daniel, Assistant Coach Don Newman, Scout/Assistant Mike McNeive. **MIDDLE ROW:** President Herb Kohl, Lindsey Hunter, Sam Cassell, Ray Allen, Glenn Robinson, Michael Redd, Jason Hart, Rafer Alston, General Manager Ernie Grunfeld. **FRONT ROW:** Darwin Ham, Jason Caffey, Tim Thomas, Ervin Johnson, Joel Przybilla, Scott Williams, Mark Pope, Jerome Kersey.

REGULAR SEASON (52-30) - 1ST, CENTRAL DIVISION - PLAYOFFS (10-8)

PLAYER	G-GS	MIN	FG-FGA	PCT	3FG-FA	PCT	FT-FTA	PCT	OR	DR	TR	AST	PF-DQ	STL	BLK	PTS	AVG
Robinson	76-74	2813	684-1460	.468	55-184	.299	251-306	.820	124	402	526	252	191-2	86	62	1674	22.0
Allen	82-82	3129	628-1309	.480	202-467	.433	348-392	.888	101	327	428	374	192-2	124	20	1806	22.0
Cassell	76-75	2709	537-1132	.474	30-98	.306	277-323	.858	46	244	290	580	214-5	88	8	1381	18.2
Thomas	76-16	2086	326-758	.430	107-260	.412	195-253	.771	79	234	313	138	194-5	78	45	954	12.6
Hunter	82-5	2002	298-783	.381	152-407	.373	77-96	.802	32	137	169	222	172-1	102	12	825	10.1
Caffey	70-33	1460	179-367	.488	0-0	—	142-211	.673	135	218	353	53	184-8	38	25	500	7.1
Williams	66-31	1272	171-361	.474	1-4	.250	60-70	.857	97	267	364	35	178-1	48	32	403	6.1
Ham	29-13	540	39-80	.488	2-3	.667	29-49	.592	56	65	121	25	85-0	17	21	109	3.8
Kersey	22-2	243	32-69	.464	0-1	.000	8-16	.500	8	37	45	15	36-1	14	8	72	3.3
Johnson	82-19	1981	108-198	.545	0-0	—	50-93	.538	205	408	613	40	257-4	44	97	266	3.2
Pope	63-45	942	62-142	.437	5-24	.208	22-35	.629	56	91	147	38	140-2	16	26	151	2.4
Redd	6-0	35	5-19	.263	0-3	.000	3-6	.500	3	1	4	1	2-0	1	0	13	2.2
Alston	37-2	288	30-84	.357	8-30	.267	9-13	.692	4	27	31	68	27-0	13	0	77	2.1
Hart	1-0	10	1-1	1.000	0-0	—	0-0	—	0	0	0	1	0-0	0	0	2	2.0
Przybilla	33-13	270	12-35	.343	0-0	—	3-11	.273	29	42	71	2	56-0	3	30	27	0.8
BUCKS	82	19780	3112-6798	.458	562-1481	.379	1474-1874	.787	975	2500	3475	1844	1928-31	672	386	8260	100.7

HIGHLIGHTS:

- Milwaukee captured its first Central Division crown since 1986, finishing with a 52-30 record, including 31-10 at the Bradley Center – the best home record in the Eastern Conference.
- Through Nov. 26, only two other teams had worse records than the Bucks (3-9). From Nov. 27 on, only San Antonio (49-20) was better than Milwaukee's 49-21 finish.
- The Bucks 116-111 win over Denver on Jan. 31 was the 600th of George Karl's coaching career. He was only the 17th coach in NBA history to reach the milestone, and the sixth fastest coach to reach the 600 victory mark (1,005 games).
- On February 13, Glenn Robinson became the fifth player in Bucks history to score 10,000 points. He became the first member of his draft class or the preceding draft class to top the 10,000-point barrier.
- Ray Allen (202), Lindsey Hunter (152) and Tim Thomas (107) were the only trio of teammates in the NBA to make at least 100 3-pointers during the season. Allen's 202 were second-most in the NBA and broke his own franchise record for treys in one season (172). Allen and Thomas shared the franchise record for three-balls in a single game (8, since broken). Thomas hit 8-of-10 threes at Portland on Jan. 5, setting an NBA record with eight 3-pointers in a half.
- Ray Allen broke the team record (329 – Lee Mayberry) for consecutive games played while at Vancouver on Jan. 7. Allen had never missed a game to this point in his career (378) and held the NBA's consecutive games started streak at 366.
- Glenn Robinson (12/11-17) and Ray Allen (4/9-15) were each honored as NBA Players of the Week.
- The Bucks won a playoff series (Orlando) for the first time since 1989. The team made it to the Eastern Conference Finals for the first time since 1986.

PLAYOFF RECORD:

- Beat Orlando, First Round, 3-1
- Beat Charlotte, Conference Semifinals, 3-3
- Lost to Philadelphia, Conference Finals, 3-4

HONORS:

- Ray Allen – NBA All-Star Team, All-NBA Third Team
- Glenn Robinson – NBA All-Star Team

2000-01 MILWAUKEE BUCKS

REGULAR SEASON DAY-BY-DAY

Gm	Date	Opponent	W-L	Score	Record	Bucks High Scorer	Opp. High Scorer	Atten.
1	10/31	@ Dallas	L	93-97	0-1	Allen, 26	Finley, 26	16,600
2	11/2	@ Houston	L	93-115	0-2	Robinson, 24	Williams, 28	10,687
3	11/4	Detroit	W	97-88	1-2	Cassell, 20	Cleaveas, 19	18,717*
4	11/7	New York	L	89-103	1-3	Hunter, 23	Houston, 24	14,246
5	11/8	@ Indiana	L	97-108	1-4	Cassell, 29	Miller, 41	17,684
6	11/11	Minnesota	L	92-103	1-5	Allen, 40	Billups, 31	18,717*
7	11/15	Atlanta	W	84-74	2-5	Robinson, 21	Jackson, 15	13,217
8	11/17	Cleveland	W	89-76	3-5	Allen, 23	Murray, 19	13,874
9	11/18	@ Toronto	L	102-111	3-6	Allen, 29	Carter, 48	19,800
10	11/22	Portland	L	84-93	3-7	Robinson, 20	Wallace, 18	15,008
11	11/24	Charlotte	L	90-106	3-8	Allen, 21	Wesley, 24	15,102
12	11/25	@ Washington	L	100-107	3-9	Allen, 37	Howard, 24	13,157
13	11/27	@ Orlando	W	104-95	4-9	Allen, 23	JGarrrity, 21	12,841
14	11/28	@ Miami	W	102-101	5-9	Hunter, 23	Jones, 26	14,863
15	11/30	Boston	W	108-97	6-9	Robinson, 25	Pierce, 34	13,247
16	12/2	@ Atlanta	L	94-101	6-10	Allen, 19	Terry, 30	9,827
17	12/3	Indiana	W	92-80	7-10	Robinson, 24	Rose, 26	15,446
18	12/6	@ New Jersey	W	109-87	8-10	Allen, 30	Douglas, 18	11,420
19	12/7	Phoenix	L	96-104	8-11	Robinson, 26	Robinson, 35	14,236
20	12/9	Washington	W	99-91	9-11	Allen/Robinson, 22	Hamilton, 19	15,768
21	12/12	@ L.A. Lakers	W	109-105	10-11	Allen, 35	O'Neal, 26	18,997
22	12/13	@ Utah	W	111-102	11-11	Robinson, 32	Malone, 35	18,450
23	12/15	Toronto	W	104-97	12-11	Robinson, 31	Davis, 25	16,432
24	12/17	@ New York	L	97-100 (OT)	12-12	Robinson, 23	Rice, 32	19,763
25	12/21	New Jersey	W	80-78	13-12	Allen/Thomas, 16	Marbury/Harris, 12	13,439
26	12/23	Boston	W	104-99	14-12	Robinson, 28	Walker, 33	14,786
27	12/26	Orlando	W	89-77	15-12	Allen, 25	McGrady, 26	16,089
28	12/28	@ Cleveland	W	107-89	16-12	Allen/Cassell, 23	Murray, 22	18,225
29	12/30	@ Denver	L	113-120	16-13	Robinson, 31	McDyess, 35	15,330
30	1/2	@ Chicago	W	104-70	17-13	Robinson, 21	Brand, 17	20,569
31	1/3	Cleveland	W	88-83	18-13	Allen, 25	Gatling/Mihm, 18	13,817
32	1/5	@ Portland	L	115-119	18-14	Thomas, 39	Smith, 26	20,580
33	1/7	@ Vancouver	L	117-120	18-15	Robinson, 31	Abdur-Rahim, 38	11,771
34	1/9	Washington	W	99-95	19-15	Cassell, 23	Howard, 25	13,397
35	1/11	Dallas	W	102-94	20-15	Cassell, 21	Finley, 30	15,675
36	1/13	New Jersey	W	115-81	21-15	Robinson, 35	Jackson, 18	18,717*
37	1/15	@ Washington	W	101-95	22-15	Robinson, 22	Howard, 27	15,633
38	1/16	LA Clippers	W	112-91	23-15	Allen, 32	Richardson, 15	15,267
39	1/19	@ Charlotte	W	105-98	24-15	Cassell, 23	Mashburn, 26	16,436
40	1/21	@ Detroit	W	102-98	25-15	Robinson, 26	Barros, 20	13,357
41	1/23	New York	W	105-91	26-15	Cassell, 22	Houston, 21	18,717
42	1/27	Detroit	L	103-108	26-16	Robinson, 34	Stackhouse, 32	18,717*
43	1/29	@ Minnesota	L	96-99	26-17	Robinson, 25	Garnett, 29	17,171
44	1/31	Denver	W	116-111	27-17	Allen, 32	McDyess, 26	15,786
45	2/3	Indiana	W	104-85	28-17	Cassell, 23	Rose, 15	17,517
46	2/6	Sacramento	W	112-109	29-17	Cassell, 29	Webber, 39	17,329
47	2/7	@ Boston	L	91-94	29-18	Thomas, 21	Walker, 36	13,493
48	2/13	Philadelphia	L	104-107	29-19	Robinson, 28	Iverson, 49	18,717*
49	2/14	@ Atlanta	W	102-98	30-19	Cassell, 25	Terry, 35	11,653
50	2/17	Charlotte	L	93-103	30-20	Allen, 30	Mashburn, 32	18,717*
51	2/19	San Antonio	W	102-98	31-20	Allen/Robinson, 23	Anderson, 25	16,487
52	2/20	@ Chicago	W	101-92	32-20	Allen, 34	Brand, 22	21,558
53	2/23	Vancouver	W	93-81	33-20	Allen, 29	Bibby, 28	17,682
54	2/25	Golden State	W	122-95	34-20	Robinson, 45	Jamison, 26	18,411
55	2/26	@ Philadelphia	W	98-91	35-20	Allen, 42	Iverson, 26	20,324
56	2/28	@ Indiana	L	86-99	35-21	Hunter, 21	Miller, 24	17,259
57	3/1	Houston	L	91-108	35-22	Cassell, 23	Francis, 29	15,426
58	3/3	Chicago	W	126-122 (2OT)	36-22	Cassell, 40	Brand, 31	18,717*
59	3/5	@ New Jersey	W	107-100	37-22	Allen, 23	Marbury, 20	12,720
60	3/7	@ Boston	W	101-94	38-22	Cassell, 24	Walker, 36	14,818
61	3/10	@ Charlotte	L	90-100	38-23	Allen, 32	Robinson, 20	18,472
62	3/11	@ Cleveland	L	110-124	38-24	Robinson, 32	Person, 24	13,235
63	3/13	@ Toronto	W	101-97	39-24	Allen, 29	Carter, 24	19,800
64	3/15	Seattle	L	102-108	39-25	Robinson, 21	Payton, 22	16,112
65	3/17	Philadelphia	W	87-78	40-25	Thomas, 22	McKie, 23	18,717*
66	3/18	@ Detroit	W	100-96	41-25	Robinson, 24	B. Wallace, 18	19,953
67	3/21	LA Lakers	W	107-100	42-25	Cassell, 27	O'Neal, 36	18,717*
68	3/23	Orlando	W	115-103	43-25	Robinson, 26	McGrady, 33	18,717*
69	3/25	Atlanta	W	105-98	44-25	Allen, 27	Kukoc, 31	18,717*
70	3/26	@ Philadelphia	L	78-90	44-26	Cassell, 20	Iverson, 36	20,561
71	3/29	Miami	W	104-96	45-26	Robinson, 27	Hardaway, 25	18,574
72	3/31	@ San Antonio	W	86-77	46-26	Cassell, 24	Duncan, 20	35,944
73	4/1	@ Phoenix	L	99-106	46-27	Allen, 31	Kidd, 30	18,464
74	4/3	@ Sacramento	W	107-101	47-27	Cassell, 33	Webber, 28	17,317
75	4/4	@ Golden St.	W	108-78	48-27	Allen/Robinson, 26	Jamison, 17	11,600
76	4/6	@ LA Clippers	L	110-113 (OT)	48-28	Robinson, 31	Miles, 26	17,329
77	4/8	@ Seattle	L	88-101	48-29	Allen, 20	Payton, 26	15,575
78	4/10	Chicago	W	105-84	49-29	Williams, 24	Brand, 16	18,717*
79	4/12	Utah	W	115-93	50-29	Allen, 43	Manning/Marshall, 14	18,717*
80	4/14	Toronto	W	112-86	51-29	Allen, 31	Clark, 18	18,717*
81	4/16	@ Orlando	W	101-89	52-29	Robinson, 19	McGrady, 26	17,248
82	4/17	@ Miami	L	89-91	52-30	Robinson, 22	Mourning, 25	16,500

* denotes sellout

GENERAL
INFO

FRONT
OFFICE

PLAYERS

2013-14
SEASON

STATS &
RECORDS


HISTORY

NBA

OPPONENTS

MEDIA

2001-02 MILWAUKEE BUCKS



BACK ROW: Asst. Trainer/Asst. Strength and Conditioning Coach Andre Daniel, Strength and Conditioning Coach Tim Wilson, Trainer Troy Wenzel, Scout/Assistant Mike McNeive, Asst. Coach Mike Thibault, Asst. Coach Don Newman, Asst. Coach Terry Stotts, Asst. Coach Ron Adams, Special Assignments Coach Gerald Oliver, Equipment and Team Facilities Manager Harold Lewis. **MIDDLE ROW:** President Herb Kohl, Sam Cassell, Rafer Alston, Ray Allen, Head Coach George Karl, Glenn Robinson, Michael Redd, Greg Anthony, General Manager Ernie Grunfeld. **FRONT ROW:** Darvin Ham, Jason Caffey, Tim Thomas, Ervin Johnson, Joel Przybilla, Greg Foster, Mark Pope, Anthony Mason.

REGULAR SEASON (41-41) - 5TH, CENTRAL DIVISION - PLAYOFFS (DNQ)

PLAYER	G-GS	MIN	FG-FGA	PCT	3FG-FA	PCT	FT-FTA	PCT	OR	DR	TR	AST	PF-DQ	STL	BLK	PTS	AVG
Allen	69-67	2525	530-1148	.462	229-528	.434	214-245	.873	81	231	312	271	157-0	88	18	1503	21.8
Robinson	66-63	2346	536-1147	.467	58-178	.326	236-282	.837	70	336	406	168	173-1	97	41	1366	20.7
Cassell	74-73	2605	554-1197	.463	71-204	.348	282-328	.860	54	258	312	493	208-3	90	12	1461	19.7
Thomas	74-22	1987	316-753	.420	95-291	.326	142-179	.793	64	2367	300	105	200-3	65	32	869	11.7
Redd	67-8	1417	294-609	.483	88-198	.444	91-115	.791	77	147	224	91	96-0	42	7	767	11.4
Mason	82-82	3143	316-626	.505	1-1	1.000	154-221	.697	124	522	646	346	187-0	57	22	787	9.6
Anthony (TOT)	60-38	1514	183-475	.385	48-163	.294	60-91	.659	22	110	132	282	114-1	77	5	474	7.9
Anthony (MIL)	24-3	553	70-188	.372	19-73	.260	13-21	.619	6	38	44	79	42-0	28	1	172	7.2
Ham	70-2	1208	120-211	.569	1-7	.143	62-123	.504	91	111	202	73	175-0	25	37	303	4.3
Caffey	23-0	283	36-72	.500	0-1	.000	27-43	.628	24	26	50	12	39-0	4	5	99	4.3
Alston	50-7	600	66-191	.346	27-71	.380	18-29	.621	10	62	72	143	42-0	32	2	177	3.5
Przybilla	71-62	1128	76-142	.535	0-1	.000	38-90	.422	78	205	283	21	199-3	20	118	190	2.7
Johnson	81-9	1660	89-193	.461	0-1	.000	30-66	.455	142	324	466	27	219-4	37	82	208	2.6
Pope	45-12	426	36-91	.396	4-25	.160	1-21	.524	20	53	73	17	47-0	11	11	87	1.9
Foster	6-0	24	2-9	.222	0-4	.000	3-4	.750	0	8	8	1	4-0	0	0	7	1.2
Bucks	82	19905	3041-6577	.462	593-1583	.375	1321-1767	.748	841	2557	3398	1847	1788-14	596	388	7996	97.5

HIGHLIGHTS:

- The Bucks finished one game shy of a berth in the NBA playoffs, with a 41-41 record. Despite the downturn, the Bucks did finish at .500 or better for the fourth consecutive season.
- A Bucks team that stayed relatively injury free for the last two seasons had no such luck this season. Among the team's top five scorers (Allen, Robinson, Cassell, Thomas, Redd), a total of 56 games were missed this season. That quintet appeared together in only 36 games (Bucks were 21-15). When one of the five missed a game, Milwaukee was a respectable 18-18, but when two or more were absent, the Bucks were 2-8. As a result of injuries and matchups, the Bucks fielded 17 different starting lineups this season.
- The Bucks set a franchise record with 16 treys in a 115-76 win over Houston on Feb. 20. Milwaukee's 593 treys broke the all-time franchise record of 562, set the previous season.
- Despite missing 13 games to injury, halting his consecutive games played streak at 400 (12/21 at HOU), Ray Allen finished first in the league in 3-pointers made (229) and second in attempts (528). He broke his own franchise record for 3-pointers made in a season (202), and was 11th in NBA history in all-time 3-point accuracy, with 40.8 percent success rate (928-2,276). Allen hit a franchise record 10 treys (on 14 attempts) vs. Charlotte on 4/14.
- The Bucks 115-76 win over the Houston Rockets on Feb. 20 seemed like just another game until the fourth quarter when Michael Redd scored 26 of his career-high 29 points. Redd hit eight treys in the fourth quarter to establish an NBA record for threes in a single period (and tied the NBA record for threes in a half).
- On the final day of the 2001-02 season, Glenn Robinson passed the 12,000-point mark for his career. On March 6 vs. L.A. Clippers, Robinson passed Sidney Moncrief (11,594) on Bucks all-time scoring list to trail only Kareem Abdul-Jabbar (14,211).
- The Bucks total home attendance (745,305) was the highest in team history. The average crowd of 18,178 exceeded the best previous average of 17,097, set in 1988-89. The 25 sellouts were the most during the Bradley Center era, breaking the previous record of 20 in 1988-89.

PLAYOFF RECORD:

- Did not qualify

HONORS:

- Ray Allen - NBA All-Star Team, All-NBA Third Team

2001-02 MILWAUKEE BUCKS

REGULAR SEASON DAY-BY-DAY

Gm	Date	Opponent	W-L	Score	Record	Bucks High Scorer	Opp. High Scorer	Atten.
1	10/30	@ Utah	W	119-112(OT)	1-0	Allen, 32	Starks, 20	18,845
2	11/1	@ Denver	W	102-101	2-0	Allen, 31	Van Exel, 44	18,634
3	11/3	Boston	W	105-99	3-0	Allen, 32	Pierce, 33	18,717*
4	11/8	Miami	W	86-82	4-0	Robinson, 26	Jones, 29	18,364
5	11/10	Minnesota	L	82-98	4-1	Allen, 16	Garnett, 20	18,717*
6	11/14	@ Washington	W	107-98	5-1	Cassell, 27	Jordan, 31	20,674
7	11/17	Utah	W	104-93	6-1	Robinson, 34	Malone, 30	18,717*
8	11/21	Chicago	W	96-92	7-1	Cassell/GR, 22	Mercer, 31	18,717*
9	11/22	@ Toronto	W	78-75	8-1	Robinson, 19	Carter, 26	19,800
10	11/24	Atlanta	W	95-88	9-1	Allen, 21	Abdur-Rahim, 23	18,717*
11	11/27	@ L.A. Lakers	L	85-104	9-2	Cassell, 23	Bryant, 33	18,997
12	11/28	@ Phoenix	L	84-104	9-3	Robinson, 16	Marbury, 24	15,590
13	11/30	@ Portland	L	95-101	9-4	Allen, 25	Davis, 25	18,723
14	12/2	@ Seattle	L	83-97	9-5	Allen, 26	Payton, 21	13,595
15	12/4	New York	L	71-85	9-6	Robinson, 24	Sprewell, 28	17,416
16	12/6	Toronto	W	95-89	10-6	Allen, 30	Carter, 26	18,717*
17	12/8	New Jersey	W	95-79	11-6	Cassell, 28	Van Horn, 15	18,717*
18	12/11	@ Miami	L	97-99	11-7	Allen, 30	Jones, 23	15,321
19	12/14	@ Philadelphia	W	96-80	12-7	Robinson, 34	Iverson, 17	20,641
20	12/15	Indiana	W	115-95	13-7	Robinson, 22	Harrington, 26	18,717*
21	12/18	@ Memphis	W	114-105	14-7	Allen, 26	Swift, 27	12,476
22	12/20	@ Dallas	L	101-113	14-8	Allen/GR, 21	Finley/Nash, 33	19,780
23	12/22	@ Houston	L	110-115	14-9	Robinson, 29	Mobley, 39	11,628
24	12/23	@ San Antonio	W	101-91	15-9	Cassell, 33	Duncan, 22	24,708
25	12/26	Atlanta	W	107-97	16-9	Robinson, 32	Abdur-Rahim, 28	18,717*
26	12/28	@ Charlotte	W	105-89	17-9	Cassell, 29	Nailon, 24	10,888
27	12/29	San Antonio	W	102-99(OT)	18-9	Thomas/GR, 24	Duncan, 38	18,717*
28	12/31	@ Chicago	L	83-90	18-10	Cassell, 28	Mercer, 20	17,167
29	1/2	@ Minnesota	L	77-95	18-11	Redd, 22	Garnett, 22	19,497
30	1/5	@ L.A. Clippers	L	83-86	18-12	Allen, 24	Odum, 18	19,232
31	1/6	@ Sacramento	L	101-115	18-13	Allen, 29	Stojakovic, 29	17,317
32	1/8	@ Golden State	W	113-97	19-13	Cassell, 23	Jamison, 23	14,011
33	1/11	Washington	W	105-86	20-13	Allen, 27	Jordan, 22	18,717*
34	1/12	@ New York	W	102-97	21-13	Allen, 37	Houston, 44	19,763
35	1/15	@ Indiana	W	106-102	22-13	Thomas, 25	Mason, 8	16,445
36	1/16	Indiana	W	105-100	23-13	Allen, 36	R. Miller, 27	17,462
37	1/18	Orlando	W	115-110	24-13	Allen, 28	Miller, 25	18,486
38	1/19	@ Atlanta	W	116-107	25-13	Allen, 31	Terry, 24	15,413
39	1/21	@ Detroit	W	97-79	26-13	Redd, 21	Stackhouse, 19	18,139
40	1/22	Phoenix	L	81-92	26-14	Cassell, 24	Marion, 24	17,036
41	1/24	Seattle	L	88-99	26-15	Cassell, 29	Barry, 29	16,659
42	1/26	New York	L	127-129(2OT)	26-16	Mason, 18	Sprewell, 48	18,717*
43	1/29	Boston	W	109-90	27-16	Cassell, 20	Walker, 25	17,466
44	1/31	@ New Jersey	L	100-125	27-17	Robinson, 23	3 players, 21	13,852
45	2/2	Philadelphia	L	81-86	27-18	Allen, 20	Iverson, 25	18,717*
46	2/7	Memphis	W	107-103	28-18	Allen/Cassell, 29	Gasol, 30	17,726
47	2/12	@ Chicago	L	92-96	28-19	Allen, 32	Artest, 22	17,624
48	2/13	Cleveland	L	107-115	28-20	Robinson, 32	Person, 33	15,836
49	2/15	Miami	L	88-90*	28-21	Allen, 30	Jones, 22	18,717*
50	2/17	@ Toronto	W	91-86	29-21	Allen/Cassell, 20	A. Williams, 24	19,800
51	2/18	Charlotte	L	92-101	29-22	Allen, 27	Campbell, 24	16,368
52	2/20	Houston	W	115-76	30-22	Redd, 29	Thomas, 21	15,642
53	2/22	Golden State	W	116-112	31-22	Allen, 28	Richardson, 35	18,717*
54	2/24	Detroit	W	89-82	32-22	Cassell, 27	Stackhouse, 19	18,717*
55	2/26	LA Lakers	L	89-99	32-23	Cassell, 21	O'Neal, 28	18,717*
56	2/27	@ Boston	W	95-92	33-23	Cassell, 26	Walker, 30	15,598
57	3/2	Portland	L	103-104(OT)	33-24	Robinson, 24	Wallace/DS, 24	18,717*
58	3/3	@ Cleveland	W	101-91	34-24	Robinson, 28	Miller, 17	14,031
59	3/5	@ New York	L	89-102	34-25	Cassell, 18	Thomas, 29	19,763
60	3/6	LA Clippers	W	92-86	35-25	Robinson, 22	McInnis, 16	16,985
61	3/8	Cleveland	L	109-115(OT)	35-26	Robinson, 30	Miller, 31	18,717*
62	3/10	Sacramento	L	73-98	35-27	3 players, 14	Stojakovic, 21	18,178
63	3/12	Chicago	W	110-81	36-27	Redd, 21	Rose, 14	18,205
64	3/16	Detroit	L	94-102	36-28	Allen, 20	Stackhouse, 25	18,717*
65	3/18	@ Charlotte	L	110-113	36-29	Cassell, 27	Mashburn, 31	7,833
66	3/19	@ Orlando	L	91-101	36-30	Cassell, 23	McGrady, 48	16,512
67	3/22	@ New Jersey	L	84-108	36-31	Cassell, 18	Kittles, 21	20,049
68	3/24	Orlando	W	110-85	37-31	Robinson, 25	Armstrong, 17	18,717*
69	3/26	Dallas	L	106-112(OT)	37-32	Thomas, 22	Finley, 36	18,465
70	3/28	Denver	W	95-88	38-32	Cassell, 295	Lenard, 25	18,717*
71	3/29	@ Washington	L	98-107	38-33	Anthony, 20	Jordan, 34	20,674
72	3/31	@ Boston	L	80-110	38-34	Robinson, 29	Pierce, 32	18,624
73	4/2	@ Atlanta	L	92-100	38-35	Cassell/GR, 20	Johnson, 28	9,149
74	4/3	Washington	W	105-90	39-35	Robinson, 38	Alexander, 22	18,717*
75	4/5	@ Miami	L	97-102	39-36	Cassell/GR, 19	House, 22	15,623
76	4/7	@ Philadelphia	L	87-89	39-37	Allen, 25	Snow/McKie, 15	20,707
77	4/9	Philadelphia	L	90-92	39-38	Cassell, 19	Mutombo, 22	18,717*
78	4/10	@ Cleveland	L	86-101	39-39	Robinson, 21	Person, 23	13,824
79	4/12	@ Indiana	L	107-112	39-40	Allen/Cassell, 24	Miller, 30	18,345
80	4/14	Charlotte	W	98-91	40-40	Allen, 47	Mashburn, 28	18,717*
81	4/16	Toronto	W	105-89	41-40	Cassell, 24	Peterson, 23	17,086
82	4/17	@ Detroit	L	89-123	41-41	Redd, 21	Robinson, 24	19,473

* denotes sellout

GENERAL
INFO

FRONT
OFFICE

PLAYERS

2013-14
SEASON

STATS &
RECORDS

HISTORY

NBA

OPPONENTS

MEDIA

2002-03 MILWAUKEE BUCKS



BACK ROW: Equipment and Team Facilities Manager Harold Lewis, Special Assignments Coach Gerald Oliver, Strength and Conditioning Coach Tim Wilson, Coaching Consultant Jim Todd, Scout/Assistant Mike McNeive, Athletic Trainer Troy Wenzel, Assistant Trainer/Assistant Strength and Conditioning Coach Andre Daniel. **MIDDLE ROW:** Assistant Coach Ron Adams, Sam Cassell, Michael Redd, Marcus Haislip, Jason Caffey, Anthony Mason, Desmond Mason, Gary Payton, Assistant Coach Don Newman. **FRONT ROW:** Jamal Sampson, Dan Gadzuric, Ervin Johnson, General Manager Ernie Grunfeld, President Herb Kohl, Head Coach George Karl, Joel Przybilla, Tim Thomas, Toni Kukoc.

REGULAR SEASON (42-40) - 4TH, CENTRAL DIVISION - PLAYOFFS (2-4)

PLAYER	G-GS	MIN	FG-FGA	PCT	3FG-FA	PCT	FT-FTA	PCT	OR	DR	TR	AST	PF-DQ	STL	BLK	PTS	AVG
Allen	47-46	1683	351-803	.437	123-311	.395	178-195	.913	45	173	218	164	149-2	57	11	1003	21.3
Payton (TOT)	80-80	3208	665-1466	.454	54-182	.297	250-352	.710	79	255	334	663	181-0	133	20	1634	20.4
Payton (MIL)	28-28	1085	221-474	.466	20-68	.294	88-118	.746	23	63	86	206	64-0	40	8	550	19.6
Cassell	78 77	2700	546-1162	.470	59-163	.362	385-447	.861	57	285	342	450	216-1	88	14	1536	19.7
Redd	82-14	2316	455-971	.469	182-416	.438	149-185	.805	98	273	371	117	143-0	100	13	1241	15.1
D. Mason (TOT)	28-40	2763	457-1017	.449	21-72	.292	212-283	.749	154	369	523	163	210-1	67	32	1147	14.3
D. Mason (MIL)	28-25	952	166-350	.474	5 17	.294	78-102	.765	66	122	188	68	74-0	20	11	415	14.8
Thomas	80-70	2358	412-930	.443	97-265	.366	145-186	.780	97	292	389	102	257-5	70	49	1066	13.3
Kukoc	63-0	1704	249-577	.432	95-263	.361	137-194	.706	67	199	266	230	134-0	81	29	730	11.6
A. Mason	65-58	2119	191-393	.486	0-1	.000	84-117	.718	90	326	416	209	147-0	32	12	466	7.2
Caffey	51-16	894	113-248	.456	0-0	—	69-106	.651	68	108	176	38	72-3	19	15	295	5.8
Ollie	53-4	1127	117-255	.459	1-5	.200	68-91	.747	12	87	99	181	71-0	37	4	303	5.7
Haislip	39-8	441	66-153	.431	3-12	.250	26-38	.684	21	32	53	9	55-1	7	18	161	4.1
Gadzuric	49-30	760	70-145	.483	0-1	.000	29-56	.518	66	131	197	9	125-3	22	52	169	3.4
Johnson	69-17	1170	61-135	.452	0-0	—	30-44	.682	117	177	294	24	178-3	34	63	152	2.2
Murray	12-0	42	9-26	.346	0-4	.000	5-8	.625	0	1	1	3	0-0	4	0	23	1.9
Przybilla	32-17	546	18-46	.391	0-0	—	12-24	.500	48	97	145	12	85-1	10	45	48	1.5
Sampson	5-0	8	0-2	.000	0-0	—	0-0	—	1	1	2	1	0-0	1	0	0	0.0
BUCKS	82	19905	3045-6670	.457	585-1526	.383	1483-1911	.776	876	2367	3243	1823	1820-19	622	344	8158	99.5

HIGHLIGHTS:

- The Bucks advanced to the postseason for the fourth time in five seasons under head coach George Karl, and for the 23rd time in their 35-year history.
- Milwaukee was one of the league's most prolific 3-point shooting teams, finishing fourth in makes (7.13) and fifth in attempts (18.61), while leading the league in 3-point percentage (.383). The Bucks tied a franchise record (since broken) with 16 treys in a 140-133 win at Cleveland on December 9. Milwaukee's 585 treys fell just short of the all-time franchise record of 593 (set during the 2001-02 season).
- Bucks sixth man Michael Redd emerged among the top 3-point shooters in NBA history. On March 30, he hit his 250th career 3-pointer to qualify as the fourth most accurate 3-point shooter in NBA history. Redd was second in the NBA in 3-point percentage (.438), third in 3-pointers made, and led the Bucks in accuracy for the second consecutive season. There were only seven games in the 2002-03 campaign in which Redd failed to deliver at least one 3-point field goal.
- Sam Cassell notched his first career triple-double in his 603rd regular season NBA game at Cleveland on December 9. Cassell tallied a season-high 39 points, 10 rebounds and 10 assists for the Bucks first triple-double since Ray Allen's 20 points, 10 rebounds and 11 assists at Boston on Feb. 7, 2001. Cassell doubled his career triple-double total on January 22 with a 14-point, 11 rebound and season-high 16-assist performance at Boston. Cassell was one of six players in the league to tally multiple triple-doubles during the regular season.
- The Bucks were one of nine teams to increase their points-per-game production this season. Milwaukee raised its points-per-game average from 97.5 points in 2001-02 to 99.5.
- Milwaukee committed a franchise low 1,044 turnovers, bettering their previous low of 1,123 established in the 1999-00 season. The 12.7 turnovers per game were second in the NBA. In the Bucks 120-93 win over Atlanta, Milwaukee committed a franchise-low four turnovers, one shy of tying the NBA record for fewest turnovers in a game.

PLAYOFF RECORD:

- Lost to New Jersey, First Round, 2-4

HONORS:

- None

2002-03 MILWAUKEE BUCKS

REGULAR SEASON DAY-BY-DAY

Gm	Date	Opponent	W-L	Score	Record	Bucks High Scorer	Opp. High Scorer	Atten.
1	10/30	@ Philadelphia	L	93-95	0-1	Allen, 28	Iverson, 28	19,569
2	11/2	Orlando	L	90-100	0-2	Redd, 17	McGrady, 47	16,713
3	11/4	@ New York	W	97-88	1-2	Cassell, 22	Houston, 28	18,100
4	11/6	New Jersey	W	99-93	2-2	Allen, 29	Kidd, 24	14,539
5	11/7	@ Minnesota	L	110-114	2-3	Cassell, 32	Garnett, 28	14,776
6	11/9	Philadelphia	W	110-105 (OT)	3-3	Thomas, 21	Iverson, 31	16,782
7	11/13	Chicago	W	108-101	4-3	Redd, 24	Rose, 24	14,036
8	11/15	@ Indiana	L	100-103 (OT)	4-4	Allen, 24	O'Neal, 23	16,010
9	11/16	Boston	W	104-85	5-4	Allen, 31	Pierce/Walker, 28	18,717*
10	11/19	Miami	L	93-97	5-5	Allen, 24	Jones, 22	13,632
11	11/22	@ Golden State	W	95-91	6-5	Allen, 31	Dampier, 31	12,170
12	11/24	@ LA Lakers	L	99-111	6-6	Redd, 19	O'Neal, 24	18,997
13	11/25	@ Phoenix	L	81-86	6-7	Cassell, 22	Marion, 22	12,986
14	11/27	Cleveland	W	112-80	7-7	Cassell, 30	Davis, 23	15,684
15	11/29	@ Detroit	L	91-96	7-8	Cassell, 27	Hamilton, 20	22,076
16	11/30	Detroit	W	109-86	8-8	Cassell, 24	Robinson, 16	16,217
17	12/3	@ Washington	L	78-103	8-9	Thomas, 17	Jordan, 25	20,173
18	12/5	@ Atlanta	L	80-98	8-10	Thomas, 17	Robinson, 23	16,720
19	12/7	New Orleans	L	88-94	8-11	Allen, 29	Mashburn, 23	15,784
20	12/9	@ Cleveland	W	140-133 (2OT)	9-11	Cassell, 39	Davis, 45	6,712
21	12/11	Indiana	L	119-126 (OT)	9-12	Allen, 26	O'Neal, 30	15,637
22	12/13	Portland	W	101-79	10-12	Thomas, 25	Randolph, 17	15,531
23	12/14	@ Chicago	L	95-97	10-13	Cassell/Allen, 29	Rose, 30	19,196
24	12/17	Toronto	L	117-122 (OT)	10-14	Allen, 37	Lenard, 23	15,926
25	12/20	@ Memphis	L	84-95	10-15	Cassell, 19	Person, 23	12,642
26	12/21	New York	W	94-90	11-15	Cassell, 25	Houston, 17	16,621
27	12/23	@ Orlando	W	108-103	12-15	Allen, 35	Miller, 29	13,503
28	12/27	@ New Jersey	L	90-110	12-16	Cassell, 25	Harris, 25	13,817
29	12/28	New Jersey	L	96-104	12-17	Redd, 21	Martin, 24	15,716
30	12/30	@ Dallas	W	110-107	13-17	Cassell, 28	Nowitzki, 40	19,939
31	12/31	@ Houston	L	80-103	13-18	Cassell, 22	Francis, 26	14,199
32	1/3	Utah	L	115-118	13-19	Allen, 29	Kirilenko, 21	13,803
33	1/6	@ Cleveland	W	106-94	14-19	Allen, 27	Davis, 22	7,472
34	1/7	Sacramento	L	76-101	14-20	Allen, 16	Bibby, 20	16,072
35	1/10	Chicago	W	93-85 (OT)	15-20	A. Mason, 21	Rose, 19	16,567
36	1/11	@ Detroit	W	89-87	16-20	Allen, 28	Billups, 26	22,076
37	1/14	Atlanta	W	97-88	17-20	Cassell/Allen, 21	Abdur-Rahim, 23	15,614
38	1/15	@ Toronto	W	99-87	18-20	Cassell, 19	Peterson, 22	18,357
39	1/17	@ Philadelphia	W	99-95	19-20	Redd, 22	Van Horn, 22	20,584
40	1/18	Boston	L	95-97	19-21	Thomas, 22	Walker, 25	17,186
41	1/22	@ Boston	W	106-97	20-21	Cassell, 14	Pierce, 30	16,003
42	1/25	Denver	W	88-75	21-21	Cassell, 26	Harvey, 15	18,096
43	1/27	@ New Orleans	W	108-93	22-21	Cassell, 25	Mashburn, 24	13,540
44	1/28	Philadelphia	L	81-108	22-22	Allen, 18	Van Horn, 24	15,031
45	1/30	Washington	W	97-90	23-22	Cassell, 31	Jordan, 24	18,717*
46	2/1	New York	W	107-100	24-22	Cassell, 24	Houston, 31	16,117
47	2/4	Toronto	L	95-98	24-23	Redd, 24	Carter, 25	13,765
48	2/6	Seattle	W	97-91	25-23	Allen, 27	Payton, 27	13,749
49	2/12	Dallas	W	120-114	26-23	Allen, 28	Nowitzki, 27	15,886
50	2/14	Detroit	W	96-86	27-23	Thomas, 21	Hamilton, 28	16,294
51	2/16	Memphis	L	95-101	27-24	Allen, 23	Gasol, 19	17,193
52	2/18	@ Sacramento	L	93-102	27-25	Kukoc, 21	Stojakovic, 26	17,317
53	2/19	@ LA Clippers	L	104-110	27-26	Cassell, 21	Maggette, 23	15,709
54	2/21	@ Seattle	L	58-88	27-27	Thomas, 17	Lewis, 20	17,072
55	2/22	@ Portland	W	93-90	28-27	Payton, 22	Wells, 26	20,290
56	2/24	Minnesota	L	114-117	28-28	Payton, 21	Garnett, 34	18,717*
57	2/26	Phoenix	L	112-118	28-29	Payton, 26	Marbury, 41	17,213
58	2/28	@ Indiana	L	98-107	28-30	Cassell, 23	B. Miller, 29	16,431
59	3/2	Atlanta	W	120-93	29-30	Cassell, 28	Robinson, 24	16,629
60	3/4	@ Miami	W	100-91	30-30	Cassell, 25	Grant, 20	14,228
61	3/5	@ Orlando	L	99-111	30-31	Payton/Redd, 16	McGrady, 48	14,142
62	3/7	@ Washington	W	85-82	31-31	Cassell, 24	Jordan, 27	20,173
63	3/8	Golden State	W	138-133 (OT)	32-31	Cassell/Payton, 28	Jamison, 40	16,324
64	3/11	San Antonio	L	102-105	32-32	Cassell, 26	Rose, 34	17,401
65	3/12	@ Atlanta	L	92-111	32-33	Cassell, 24	Abdur-Rahim, 29	9,729
66	3/15	LA Lakers	L	94-98	32-34	Redd, 21	O'Neal, 24	18,717*
67	3/16	@ New York	L	111-120	32-35	D. Mason/Payton, 23	Houston, 50	19,357
68	3/19	@ New Jersey	W	104-85	33-35	Payton, 23	Martin, 28	13,131
69	3/21	@ New Orleans	L	98-113	33-36	Redd, 24	Mash/Davis, 22	17,284
70	3/22	New Orleans	W	93-85	34-36	Cassell, 21	Davis, 20	17,111
71	3/25	@ San Antonio	L	94-107	34-37	Cassell, 19	Duncan, 31	18,797
72	3/26	@ Denver	L	103-108	34-38	Payton, 28	Howard, 25	14,811
73	3/28	@ Utah	L	90-103	34-39	Redd, 26	Harpring, 28	19,089
74	3/30	Miami	W	109-87	35-39	Payton, 24	C. Butler, 24	18,717*
75	3/31	@ Miami	W	91-86	36-39	Cassell/Payton, 20	House, 21	14,458
76	4/2	Houston	W	106-99	37-39	Johnson, 7	Posey, 20	17,624
77	4/4	Cleveland	W	95-93	38-39	Redd, 12	Davis, 26	15,039
78	4/5	@ Chicago	L	115-117 (OT)	38-40	Payton, 24	Rose, 31	20,037
79	4/9	LA Clippers	W	112-92	39-40	Kukoc, 26	Brand, 21	14,071
80	4/11	@ Toronto	W	105-103	40-40	Kukoc, 25	Alston/J. Williams, 20	17,762
81	4/13	Indiana	W	107-98	41-40	Cassell, 33	O'Neal, 25	17,064
82	4/16	Orlando	W	93-87	42-40	Thomas, 21	Armstrong, 15	15,714

* denotes sellout

GENERAL
INFO

FRONT
OFFICE

PLAYERS

2013-14
SEASON

STATS &
RECORDS


HISTORY

NBA

OPPONENTS

MEDIA

2003-04 MILWAUKEE BUCKS



BACK ROW: Equipment and Team Facilities Manager Harold Lewis, Strength and Conditioning Coach Tim Wilson, Assistant Coach Jim Todd, Assistant Coach Bob Ocieplka, Assistant Coach Mike Schuler, Assistant Coach Sam Mitchell, Athletic Trainer Steve Condon, Assistant Athletic Trainer Andre Daniel. **MIDDLE ROW:** President Herb Kohl, Brevin Knight, Erick Strickland, Desmond Mason, Head Coach Terry Porter, Michael Redd, Damon Jones, T.J. Ford, General Manager Larry Harris. **FRONT ROW:** Marcus Haislip, Keith Van Horn, Joe Smith, Daniel Santiago, Brian Skinner, Dan Gadzuric, Toni Kukoc.

REGULAR SEASON (41-41) - 3RD, CENTRAL DIVISION - PLAYOFFS (1-4)

PLAYER	G-GS	MIN	FG-FGA	PCT	3FG-FA	PCT	FT-FTA	PCT	OR	DR	TR	AST	PF-DQ	STL	BLK	PTS	AVG
Redd	82-82	3021	633-1439	.440	127-363	.350	383-441	.868	118	289	407	185	152-0	81	6	1776	21.7
Van Horn (TOT)	72-62	2340	410-903	.454	93-233	.399	249-290	.859	149	352	501	120	215-6	68	33	1162	16.1
Van Horn (MIL)	25-15	766	137-290	.472	33-72	.458	86-91	.945	51	107	158	37	64-6	16	15	393	15.7
Mason	82-31	2534	409-867	.472	9-39	.231	356-463	.769	93	266	359	152	191-2	60	24	1183	14.4
Thomas	42-42	1343	226-510	.443	47-130	.362	93-122	.762	38	167	205	90	127-3	40	15	592	14.1
Smith	76-76	2254	311-708	.439	1-5	.200	207-241	.859	230	413	643	78	209-1	47	94	830	10.9
Skinner	56-54	1577	255-513	.497	0-0	—	79-138	.572	119	292	411	49	165-3	30	61	589	10.5
Kukoc	73-0	1522	211-506	.417	49-168	.292	145-199	.729	60	211	271	200	110-0	59	21	616	8.4
Ford	55-55	1472	153-398	.384	5-21	.238	80-98	.816	37	140	177	356	123-0	60	3	391	7.1
Jones	82-26	2016	210-524	.401	98-273	.359	55-72	.764	15	155	170	478	92-0	30	4	573	7.0
Gadzuric	75-0	1260	183-349	.524	0-1	—	58-118	.492	126	220	346	28	186-0	51	105	424	5.7
Kukoc	43-0	571	79-196	.403	29-66	.439	44-51	.863	13	58	71	90	63-0	26	2	231	5.4
Strickland	56-13	1037	105-246	.427	2-8	.250	49-65	.754	14	98	112	204	107-1	84	1	261	4.7
Knight (TOT)	21-1	420	46-105	.438	1-3	.333	30-38	.789	3	45	48	98	56-1	29	0	123	5.9
Knight (MIL)	54-28	708	78-163	.479	0-0	—	61-90	.678	35	97	132	24	98-0	19	21	217	4.0
Santiago	31-0	263	36-74	.486	1-2	.500	20-28	.714	21	32	53	2	25-0	6	12	93	3.0
Haislip	6-0	37	5-14	.357	1-2	.500	2-2	1.00	0	4	4	0	7-0	0	0	13	2.2
Langhi (TOT)	2-0	30	3-8	.375	1-2	.500	0-0	—	0	1	1	0	2-0	0	0	7	3.5
Langhi (MIL)	2-0	30	3-8	.375	1-2	.500	0-0	—	0	1	1	0	2-0	0	0	7	3.5
Przybilla	5-0	33	0-0	—	0-0	—	1-2	.500	1	9	10	3	5-0	0	0	1	0.2
BUCKS	82	19780	2970-6650	.447	401-1145	.350	1698-2192	.775	960	2502	3462	1872	1668	554	383	8039	98.0

HIGHLIGHTS:

- The Bucks finished with a .500 or better record for the sixth consecutive season. It was the 24th .500 or better season in their 36-year history, and the team advanced to the postseason for the fifth time in the past six seasons.
- In his first season as an NBA Head Coach, Terry Porter led the Bucks to a 41-41 mark. He finished tied for third in Coach of the Year voting and was also a nominee for the J. Walter Kennedy Citizenship Award.
- Milwaukee led the Eastern Conference in scoring, averaging 98.0 points per game, good for 4th place in the NBA. The Bucks committed the fewest turnovers per game (13.54) in the Eastern Conference and were third in the league in that category.
- The Bucks went 33-21 against Eastern Conference opponents.
- Michael Redd, the runner-up for Sixth Man of the Year in 2002-03, started every game for the Bucks, averaging a team-high 21.7 points (10th in the NBA). Redd was voted by the coaches of the Eastern Conference to appear in his first All-Star Game where he scored 13 points on 5-12 shooting with three rebounds and three steals in 15 minutes.
- In January, Redd earned the Player of the Month award for the Eastern Conference after twice scoring a career-high 40 points.
- At the end of the season, several Bucks were nominated for awards: Redd was named to the NBA All-Third Team and finished fifth in voting for Most Improved Player. T.J. Ford was named to the All-Rookie Second Team. Desmond Mason finished sixth in Sixth Man of the Year voting.
- T.J. Ford suffered a spinal cord bruise in a February 24 game against Minnesota and missed the remainder of the season.
- Milwaukee shot 0-6 from 3-point range at Phoenix in their 123-111 loss on March 20. It was the first time that the Bucks failed to make a 3-point basket since February 21, 2002, again vs. Phoenix in a 92-81 loss at the Bradley Center. It broke a streak of 191 straight games with a 3-pointer made for the Bucks.

PLAYOFF RECORD:

- Lost to Detroit, First Round, 1-4

HONORS:

- Michael Redd - NBA All-Star team; All-NBA Third Team; NBA All-Inter-view team
- T.J. Ford - NBA All-Rookie Second Team

2003-04 MILWAUKEE BUCKS

REGULAR SEASON DAY-BY-DAY

Gm	Date	Opponent	W-L	Score	Record	Bucks High Scorer	Opp. High Scorer	Atten.
1	10/29	@ Minnesota	L	89-95	0-1	Mason/Redd, 16	Garnett, 25	17,784
2	10/31	@ Indiana	W	93-79	1-1	Redd, 21	Harrington, 26	17,607
3	11/1	Chicago	W	98-68	2-1	Smith, 19	Crawford, 17	18,717*
4	11/4	LA Lakers	L	107-113	2-2	Redd, 36	Bryant, 31	18,717*
5	11/5	@ New York	W	106-90	3-2	Thomas, 22	Houston, 35	17,137
6	11/7	@ Detroit	L	99-105	3-3	Redd, 28	Billups, 27	20,204
7	11/8	New York	W	90-87	4-3	Thomas, 23	Houston, 28	17,103
8	11/12	Seattle	L	99-104	4-4	Kukoc/Redd, 20	Lewis, 31	15,496
9	11/15	Utah	W	100-95	5-4	Redd, 25	Arroyo, 21	16,712
10	11/18	Atlanta	L	93-101	5-5	Thomas, 17	Abdur-Rahim, 27	14,831
11	11/19	@ Denver	L	86-94	5-6	Thomas, 25	Miller, 17	12,919
12	11/21	@ Utah	L	90-99	5-7	Redd, 28	Kirilenko, 20	18,182
13	11/23	@ Toronto	W	82-62	6-7	Kukoc, 15	Carter, 15	17,702
14	11/25	Philadelphia	W	95-91	7-7	Redd, 26	Iverson, 28	17,639
15	11/28	@ Boston	L	96-106	7-8	Redd, 20	Pierce, 26	18,624
16	11/29	Boston	W	100-94	8-8	Redd, 23	James, 23	18,022
17	12/1	@ Chicago	L	87-97	8-9	Redd, 26	Crawford, 30	17,140
18	12/2	@ Atlanta	W	106-94	9-9	Redd, 25	Abdur-Rahim, 26	10,991
19	12/5	@ New Jersey	L	86-93	9-10	Redd, 24	Kittles, 22	14,154
20	12/6	Washington	L	109-114 (OT)	9-11	Redd, 28	Hughes, 36	16,220
21	12/8	@ New Orleans	L	85-91	9-12	Mason, 17	Magloire, 20	14,747
22	12/10	Golden State	W	94-89 (OT)	10-12	Redd, 25	Van Exel, 21	14,367
23	12/12	Chicago	W	109-95	11-12	Redd, 30	Fizer, 19	17,486
24	12/14	@ Seattle	L	102-108	11-13	Redd, 27	Murray, 23	12,075
25	12/16	@ Portland	W	106-99	12-13	Thomas, 23	Randolph, 30	14,396
26	12/17	@ LA Clippers	L	83-93	12-14	Gadzuric, 16	Simmons, 20	13,794
27	12/20	New Jersey	W	92-87	13-14	Thomas, 21	Kittles, 20	16,782
28	12/23	Detroit	W	83-78	14-14	Redd/Smith, 18	Hamilton, 17	15,081
29	12/26	Indiana	W	101-96	15-14	Redd, 26	O'Neal, 27	17,512
30	12/28	@ San Antonio	L	74-89	15-15	Redd, 22	Ginobili, 25	18,797
31	12/30	@ Dallas	L	92-101	15-16	Redd, 25	Walker, 22	20,095
32	1/2	Dallas	W	109-101	16-16	Redd, 21	Nowitzki, 23	18,717*
33	1/4	@ Washington	W	100-94	17-16	Redd, 27	Brown, 23	12,073
34	1/5	@ Philadelphia	W	88-76	18-16	Mason, 24	Iverson, 18	18,337
35	1/7	Phoenix	W	95-87	19-16	Redd, 23	Johnson, 25	14,009
36	1/9	Miami	W	103-94	20-16	Kukoc, 24	Odom, 22	18,717*
37	1/10	@ New York	L	88-94	20-17	Redd, 19	Thomas, 28	19,763
38	1/13	Boston	W	111-103	21-17	Redd, 20	Davis, 33	13,417
39	1/15	New Jersey	W	86-83	22-17	Kukoc, 17	Martin, 24	14,438
40	1/17	Detroit	L	94-99	22-18	Redd, 30	Billups, 26	18,717*
41	1/19	@ Orlando	L	99-106	22-19	Smith, 19	McGrady, 34	14,574
42	1/21	Orlando	W	113-102	23-19	Redd, 40	Howard, 24	13,455
43	1/23	Toronto	W	98-86	24-19	Mason, 20	Marshall, 17	15,813
44	1/26	San Antonio	W	93-92	25-19	Thomas, 22	Parker, 26	14,385
45	1/28	@ New Orleans	L	100-101	25-20	Redd, 40	Mashburn, 24	14,007
46	1/30	Cleveland	W	101-95	26-20	Redd, 24	James, 20	18,717*
47	1/31	@ Atlanta	L	83-93	26-21	Redd, 21	Abdur-Rahim, 21	9,317
48	2/4	@ Houston	L	89-103	26-22	Skinner, 17	Francis, 23	12,223
49	2/6	@ Memphis	L	85-105	26-23	Redd, 20	Gasol, 27	15,433
50	2/7	New Orleans	W	107-97	27-23	Redd, 25	Magloire, 20	17,714
51	2/10	Sacramento	L	117-124	27-24	Kukoc/Mason, 21	Stojakovic, 31	17,407
52	2/17	Orlando	W	127-104	28-24	Redd, 27	McGrady, 41	15,167
53	2/18	@ Detroit	L	98-102	28-25	Redd, 23	Hamilton, 23	22,076
54	2/21	LA Clippers	L	103-105	28-26	Van Horn, 23	Brand, 31	18,717*
55	2/22	@ Washington	W	113-85	29-26	Redd, 25	Arenas, 21	14,296
56	2/24	Minnesota	L	102-108	29-27	Redd/Van Horn, 25	Cassell, 29	18,717*
57	2/25	@ Boston	W	106-104	30-27	Redd, 26	Pierce, 21	13,768
58	2/27	Memphis	W	106-104	31-27	Van Horn, 30	Posey, 25	18,289
59	2/29	Miami	W	108-104	32-27	Redd, 27	Jones, 25	18,311
60	3/3	@ Orlando	W	105-97	33-27	Van Horn, 25	McGrady, 31	12,366
61	3/4	@ Miami	L	98-104	33-28	Van Horn, 22	Alston, 23	14,338
62	3/6	@ Cleveland	L	97-106	33-29	Redd, 18	Ilgauskas, 29	20,562
63	3/8	@ Philadelphia	L	92-97	33-30	Redd, 20	Buckner, 20	17,561
64	3/10	Atlanta	W	94-80	34-30	Redd/Van Horn, 23	Terry, 20	13,497
65	3/12	Denver	L	117-111	34-31	Van Horn, 25	Anthony, 31	18,717*
66	3/14	New York	L	100-103	34-32	Skinner, 21	Marbury, 21	18,279
67	3/16	Portland	L	99-100	34-33	Redd, 26	Anderson/Miles, 20	14,736
68	3/20	@ Phoenix	L	111-123	34-34	Smith, 19	Stoudemire, 27	18,422
69	3/21	@ LA Lakers	L	103-104 (OT)	34-35	Van Horn, 32	O'Neal, 31	18,997
70	3/23	@ Sacramento	W	112-101	35-35	Redd, 26	Bibby, 27	17,317
71	3/24	@ Golden State	L	89-98	35-36	Redd, 24	Four players, 18	14,367
72	3/26	@ Chicago	W	115-105	36-36	Smith, 23	Pargo, 34	21,246
73	3/28	Houston	L	107-111	36-37	Redd, 36	Yao, 27	18,717*
74	3/30	Indiana	W	95-86	37-37	Smith, 25	O'Neal, 20	17,245
75	3/31	@ Indiana	L	78-111	37-38	Kukoc, 15	Artest, 21	15,577
76	4/2	Cleveland	W	107-89	38-38	Redd, 23	Boozier, 26	17,813
77	4/4	@ Toronto	W	90-83	39-38	Skinner, 19	Rose, 21	17,276
78	4/6	@ New Jersey	W	103-98	40-38	Jones, 23	Rogers, 26	13,967
79	4/7	Washington	W	116-107	41-38	Redd, 35	Hughes, 19	17,002
80	4/10	New Orleans	L	87-92	41-39	Redd, 27	Magloire, 26	18,717*
81	4/12	@ Cleveland	L	89-93	41-40	Mason, 25	James, 27	20,562
82	4/14	Toronto	L	87-89	41-41	Mason, 27	Carter, 23	16,065

* denotes sellout

GENERAL
INFO

FRONT
OFFICE

PLAYERS

2013-14
SEASON

STATS &
RECORDS


HISTORY

NBA

OPPONENTS

MEDIA

2004-05 MILWAUKEE BUCKS



BACK ROW: Marcus Fizer, Zaza Pachulia, Dan Gadzuric, Daniel Santiago, Calvin Booth, Toni Kukoc, Joe Smith. **MIDDLE ROW:** President Herb Kohl, T.J. Ford, Mo Williams, Erick Strickland, Desmond Mason, Michael Redd, Reece Gaines, Anthony Goldwire, General Manager Larry Harris. **FRONT ROW:** Assistant Athletic Trainer John Anderson, Athletic Trainer Andre Daniel, Assistant Coach Jim Boylen, Assistant Coach Bob Olepka, Head Coach Terry Porter, Assistant Coach Mike Schuler, Assistant Coach Jerome Kersey, Strength and Conditioning Coach Tim Wilson, Equipment and Team Facilities Manager Harold Lewis.

REGULAR SEASON (30-52) - 5TH, CENTRAL DIVISION - PLAYOFFS (DNQ)

PLAYER	G-GS	MIN	FG-FGA	PCT	3FG-FA	PCT	FT-FTA	PCT	OR	DR	TR	AST	PF-DQ	STL	BLK	PTS	AVG
Redd	75-75	2848	625-1418	.441	104-293	.355	369-432	.854	72	240	312	172	152-0	63	8	1723	23.0
Mason	80-71	2893	478-1079	.443	1-8	.125	420-524	.802	85	227	312	217	198-1	58	27	1377	17.2
James	47-0	1167	205-460	.446	58-152	.382	67-90	.744	23	99	122	185	114-2	40	4	535	11.4
Smith	74-73	2265	319-621	.514	0-1	.000	175-228	.768	179	362	541	67	222-5	43	38	813	11.0
Van Horn	33-13	818	128-285	.449	30-78	.385	56-65	.862	55	110	165	41	82-1	21	11	342	10.4
Williams	80-80	2254	323-737	.438	32-99	.323	136-160	.850	50	194	244	484	221-3	74	11	814	10.2
Gadzuric	81-81	1783	243-451	.539	0-0	—	107-199	.538	261	413	674	30	224-1	47	106	593	7.3
Fizer	54-0	903	133-292	.455	0-6	.000	70-103	.680	29	146	175	64	96-0	25	13	336	6.2
Pachulia	74-4	1397	160-354	.452	0-1	.000	138-185	.746	131	247	378	60	166-0	44	34	458	6.2
Gill	14-0	284	32-80	.400	3-9	.333	18-20	.900	11	26	37	27	37-0	14	4	85	6.1
Kukoc	53-6	1099	105-256	.410	42-116	.362	44-61	.721	31	129	160	160	70-0	39	13	296	5.6
Goldwire (T)	33-2	537	57-136	.419	32-80	.400	26-31	.839	10	49	59	78	32-0	15	0	172	5.2
Goldwire (M)	24-2	482	53-121	.438	29-71	.408	19-23	.826	9	42	51	78	27-0	15	0	154	6.4
Strickland	62-5	1014	114-304	.375	21-83	.253	52-64	.813	11	92	103	115	103-1	30	1	301	4.9
House	5-0	41	6-17	.353	4-6	.667	0-0	—	0	3	3	5	3-0	2	0	16	3.2
Hamilton	16-0	159	11-32	.344	0-0	—	29-48	.604	18	24	42	6	26-0	5	2	51	3.2
Booth (T)	51-1	451	49-108	.454	0-1	.000	26-32	.813	29	78	107	8	78-0	15	28	124	2.4
Booth (M)	17-0	189	15-29	.517	0-0	—	12-16	.750	13	36	49	4	23-0	4	12	42	2.5
Santiago	11-0	105	7-21	.333	0-0	—	8-11	.727	6	13	19	1	28-1	3	4	22	2.0
Gaines (T)	21-0	187	17-50	.340	4-14	.286	3-4	.750	1	13	14	7	17-0	5	1	41	2.0
Gaines (M)	11-0	79	7-23	.304	1-2	.500	0-0	—	1	2	3	4	5-0	2	1	15	1.4
BUCKS	82	19780	2964-6580	.450	325-925	.351	1720-2229	.772	985	2405	3390	1720	1797-15	529	289	7973	97.2

HIGHLIGHTS:

- The Bucks finished with a sub-.500 winning percentage for the first time since the 1998-99 season (30-52), but they did have their eighth consecutive winning season at home (23-18).
- Michael Redd maintained a career-high scoring average of 23.0 points per game (11th in the NBA).
- Redd also became just the second player in team history to lead the Bucks in scoring 50 or more times in one season (he did it 50 times). Kareem Abdul-Jabbar was the other.
- Redd scored his 5,000th career point on March 4 and connected on his 500th career 3-pointer on April 13.
- 15 separate players missed games due to injury, illness or suspension. T.J. Ford missed the entire season while recovering from neck surgery and Redd saw a string of 212 consecutive games played snapped due to a sprained left index finger. In all, 247 games were missed.
- The Bucks and Golden State Warriors tied an NBA-low for combined turnovers in a game with 11 (Milwaukee had six and Golden State had five) on March 30.
- The Bucks held Seattle to 73 points on 29.4 percent shooting on Feb. 27. The 73 points were tied for 10th for an opponent-low in Bucks history (only 13 times in their history has a team been held to 73 points or less).
- The Bucks scored 78 first-half points on Feb. 8 against Boston, including 42 second-quarter points, on their way to a 121-97 win. The 78 points were the most by the Bucks in a single half since the team scored the same amount on March 24, 1987 against New York.

PLAYOFF RECORD:

- Did not qualify

HONORS:

- None

2004-05 MILWAUKEE BUCKS

REGULAR SEASON DAY-BY-DAY

Gm	Date	Opponent	W-L	Score	Record	Bucks High Scorer	Opp. High Scorer	Atten.
1	11/3	@ Orlando	L	92-93	0-1	Redd, 19	Francis, 26	15,138
2	11/6	Cleveland	W	102-88	1-1	Redd, 28	James, 31	17,863
3	11/10	Charlotte	W	102-100	2-1	Mason, 31	Brezec, 20	17,029
4	11/13	New Orleans	W	94-91	3-1	Redd, 30	Armstrong, 21	16,333
5	11/14	@ Miami	L	110-112 (2OT)	3-2	Van Horn, 26	E. Jones, 19	18,984
6	11/17	Miami	L	106-113	3-3	Redd, 33	E. Jones, 27	15,891
7	11/19	@ Portland	L	98-110	3-4	Redd, 29	Stoudamire, 33	15,375
8	11/21	@ Sacramento	L	79-88	3-5	Redd, 16	Stojakovic, 21	17,317
9	11/23	@ LA Lakers	L	96-100	3-6	Mason, 26	Bryant, 30	18,215
10	11/24	@ Phoenix	L	104-111	3-7	Redd, 22	Marion, 23	15,088
11	11/27	Detroit	W	96-90	4-7	Redd, 29	R. Wallace, 20	16,824
12	11/30	LA Lakers	L	90-95	4-8	Mason, 32	Cook, 25	14,975
13	12/1	@ Boston	L	100-101	4-9	Redd, 23	Pierce, 23	13,180
14	12/4	San Antonio	L	83-104	4-10	Mason, 18	Duncan, 20	17,812
15	12/7	@ Indiana	W	89-86	5-10	Redd, 28	Miller, 32	15,251
16	12/8	Miami	L	96-101	5-11	Mason, 19	Haslem, 20	15,632
17	12/10	Indiana	W	95-86	6-11	Redd, 21	Miller, 17	15,906
18	12/12	@ Philadelphia	L	101-107	6-12	Redd, 28	Iverson, 40	15,764
19	12/14	Sacramento	L	86-89	6-13	Mason, 23	Bibby, 27	13,687
20	12/16	@ Chicago	L	77-85	6-14	Redd, 22	Hinrich, 28	14,403
21	12/18	Philadelphia	L	97-116	6-15	Redd, 29	Iverson, 54	16,839
22	12/22	Portland	L	95-104	6-16	James, 22	Van Exel, 26	13,789
23	12/26	Chicago	W	99-92	7-16	Redd, 39	Gordon, 19	15,738
24	12/28	Houston	W	115-87	8-16	Redd, 28	McGrady, 20	17,049
25	12/29	@ Orlando	W	111-105	9-16	Redd, 29	Hill, 26	14,438
26	12/31	@ Houston	L	90-105	9-17	Redd, 21	McGrady, 42	16,194
27	1/2	@ Dallas	L	104-123	9-18	James, 20	Nowitzki, 39	20,067
28	1/4	@ Indiana	L	99-116	9-19	Mason, 21	O'Neal, 55	14,738
29	1/5	New Jersey	W	97-74	10-19	James/Smith, 17	Smith, 19	13,081
30	1/7	@ Toronto	W	107-105 (OT)	11-19	Mason, 23	Rose/E. Williams, 21	16,537
31	1/8	Utah	W	89-86	12-19	Redd, 26	Boozer, 28	15,609
32	1/11	@ Atlanta	L	80-103	12-20	James, 14	Lue, 18	11,280
33	1/12	@ San Antonio	L	79-94	12-21	Redd, 24	Duncan, 21	16,754
34	1/14	Washington	L	103-105	12-22	Redd, 20	Hughes, 23	15,621
35	1/15	@ Memphis	L	82-101	12-23	Redd, 26	Williams, 25	17,539
36	1/17	@ Charlotte	W	99-92	13-23	Redd, 27	Okafor, 15	10,523
37	1/19	@ New Jersey	L	90-96	13-24	Redd, 30	Carter, 23	10,439
38	1/21	Detroit	W	89-86	14-24	James, 20	Prince, 26	16,145
39	1/23	@ New York	W	101-96	15-24	Mason, 22	Marbury, 33	19,563
40	1/26	Phoenix	L	115-121	15-25	Redd, 27	Marion, 24	13,847
41	1/28	Denver	L	100-106	15-26	Redd, 26	Anthony, 25	16,219
42	1/30	@ Cleveland	L	87-104	15-27	Redd, 23	Gooden, 33	18,094
43	2/1	Minnesota	W	91-86	16-27	Redd, 19	Sprewell, 24	15,947
44	2/4	LA Clippers	W	92-90	17-27	Redd, 32	Brand, 31	13,814
45	2/5	@ Washington	L	94-112	17-28	Redd, 26	Arenas, 31	20,173
46	2/8	Boston	W	121-97	18-28	James, 28	LaFrentz/Reed, 13	13,764
47	2/9	@ Toronto	W	110-107	19-28	Redd, 29	Rose, 26	14,269
48	2/12	Atlanta	W	113-83	20-28	Mason, 23	Walker, 21	15,876
49	2/14	@ Detroit	L	83-107	20-29	Strickland, 18	Billups/R. Wallace, 17	22,076
50	2/16	@ New York	L	90-108	20-30	Kukoc, 20	Crawford, 23	19,763
51	2/22	@ Charlotte	W	112-102	21-30	Redd, 39	Knight, 19	10,817
52	2/23	New Jersey	W	100-81	22-30	Mason, 15	Carter, 26	14,216
53	2/25	Toronto	L	102-106	22-31	Williams, 21	Bosh, 27	15,883
54	2/27	Seattle	W	99-73	23-31	Redd, 35	Allen, 16	17,112
55	3/1	Philadelphia	L	111-118	23-32	Redd, 35	Iverson, 48	13,978
56	3/4	@ Minnesota	L	97-103	23-33	Redd, 24	Szczerbiak, 28	18,779
57	3/5	Chicago	W	95-87	24-33	Mason, 20	Hinrich, 24	18,717*
58	3/7	@ Chicago	L	85-90	24-34	Redd, 26	Hinrich, 17	20,042
59	3/8	Atlanta	W	105-101	25-34	Williams/Mason, 22	Lue, 27	13,117
60	3/11	Dallas	L	110-112	25-35	Redd, 33	Nowitzki, 29	16,489
61	3/12	@ New Orleans	L	107-111	25-36	Redd, 29	Dickau/Smith, 17	14,899
62	3/14	@ Miami	L	71-110	25-37	Redd, 14	Wade, 29	19,600
63	3/16	Cleveland	W	96-88	26-37	Redd, 32	James, 34	17,624
64	3/18	Washington	W	99-90	27-37	Redd, 26	Arenas, 27	15,108
65	3/20	@ Denver	L	103-114	27-38	Mason, 24	Miller, 22	16,816
66	3/22	@ Seattle	L	84-92	27-39	Redd, 22	Lewis, 29	16,197
67	3/23	@ LA Clippers	L	108-116	27-40	Redd, 31	Maggette, 34	17,708
68	3/25	@ Golden State	L	117-118 (OT)	27-41	Redd, 33	B. Davis, 29	16,371
69	3/26	@ Utah	L	89-94	27-42	Williams, 19	Bell, 23	18,677
70	3/28	Indiana	L	76-90	27-43	Redd, 14	Miller, 22	14,071
71	3/30	Golden State	L	109-113	27-44	Redd, 24	B. Davis, 25	14,936
72	4/1	Memphis	L	82-93	27-45	Mason, 24	Gasol, 20	14,983
73	4/3	New York	W	106-102	28-45	Redd, 32	T. Thomas, 23	15,201
74	4/6	@ Boston	L	97-103	28-46	Mason, 23	Davis, 27	17,210
75	4/8	Charlotte	W	93-75	29-46	Mason, 21	Brezec, 20	15,274
76	4/9	@ Cleveland	L	81-98	29-47	Redd, 26	James, 40	20,562
77	4/11	@ Washington	L	112-119	29-48	Redd, 35	Jamison, 32	14,205
78	4/13	Boston	L	108-111	29-49	Redd, 28	Pierce, 32	13,547
79	4/15	@ Detroit	L	73-99	29-50	Mason, 15	Dupree, 20	22,076
80	4/16	Orlando	W	113-103	30-50	Mason, 22	Howard, 19	17,516
81	4/18	@ Philadelphia	L	122-106	30-51	Mason, 22	Iverson, 39	17,605
82	4/19	Toronto	L	127-109	30-52	Mason, 25	Rose, 29	13,947

* denotes sellout

GENERAL
INFO

FRONT
OFFICE

PLAYERS

2013-14
SEASON

STATS &
RECORDS


HISTORY

NBA

OPPONENTS

MEDIA

2005-06 MILWAUKEE BUCKS



BACK ROW: Athletic Trainer Andre Daniel, Assistant Athletic Trainer John Anderson, Assistant Coach Bob Olepka, Assistant Coach Michael Sanders, Assistant Coach Lester Conner, Assistant Coach Brian James, Strength and Conditioning Coach Tim Wilson, Equipment Manager Dwayne Wilson. **MIDDLE ROW:** President Herb Kohl, T.J. Ford, Jiri Welsch, Michael Redd, Head Coach Terry Stotts, Bobby Simmons, Charlie Bell, Mo Williams, General Manager Larry Harris. **FRONT ROW:** Jermaine Jackson, Joe Smith, Dan Gadzuric, Andrew Bogut, Ervin Johnson, Jamaal Magloire, Toni Kukoc, Ersan Ilyasova, Reece Gaines.

REGULAR SEASON (40-42) - 5TH, CENTRAL DIVISION - PLAYOFFS (1-4)

PLAYER	G-GS	MIN	FG-FGA	PCT	3FG-FA	PCT	FT-FTA	PCT	OR	DR	TR	AST	PF-DQ	STL	BLK	PTS	AVG
Redd	80-80	3130	682-1516	.450	163-413	.395	501-571	.877	78	264	342	229	157-1	95	5	2028	25.4
Simmons	75-74	2538	366-808	.453	105-250	.420	165-200	.825	91	242	333	172	254-8	86	21	1002	13.4
Ford	72-70	2557	328-789	.416	35-104	.337	187-248	.754	63	248	311	473	196-3	104	7	878	12.2
Williams	58-12	1531	267-629	.424	73-191	.382	96-113	.850	30	113	143	230	146-0	52	7	703	12.1
Bogut	82-77	2348	323-606	.533	0-3	.000	122-194	.629	189	384	573	192	259-3	49	68	768	9.4
Magloire	82-82	2465	287-615	.467	0-0	—	178-333	.535	220	558	778	56	276-6	29	80	752	9.2
Smith	44-5	887	145-305	.475	0-2	.000	89-115	.774	83	147	230	31	120-1	24	13	379	8.6
Bell	59-6	1283	180-410	.439	71-168	.423	63-89	.708	21	99	120	130	126-1	59	5	494	8.4
Gadzuric	74-0	885	171-309	.553	0-1	.000	41-89	.461	91	141	232	24	171-2	25	43	383	5.2
Kukoc	65-0	1018	116-298	.389	45-147	.306	40-56	.714	26	124	150	139	87-0	33	17	317	4.9
Welsch	58-2	866	86-222	.387	14-49	.286	65-87	.747	22	89	111	62	65-0	34	1	251	4.3
Jackson	30-2	202	11-26	.423	1-4	.250	12-14	.857	8	19	27	25	19-0	4	1	35	1.2
Gaines	12-0	54	6-12	.500	0-2	.000	1-4	.250	0	0	0	3	1-0	1	0	13	1.1
Johnson	18-0	81	7-17	.412	0-0	—	1-2	.500	5	19	24	2	23-0	1	2	15	0.8
Davis	4-0	12	1-4	.250	0-1	.000	0-0	—	2	1	3	1	2-0	1	0	2	0.5
BUCKS	82	19855	2976-6566	.453	507-1335	.380	1561-2115	.738	929	2448	3377	1769	1902-25	597	270	8020	97.8

HIGHLIGHTS:

- The Bucks finished the season 40-42 and advanced to the NBA playoffs for the 25th time in their 38-year history and for the sixth time in the last eight seasons.
- Milwaukee improved 10 games from their 30-52 record in 2004-05.
- In advancing to the playoffs, the Bucks became the first team in NBA history to make the playoffs with four new starters from the previous season.
- Michael Redd led the Bucks in scoring 63 times. He finished the season with 2,028 points, becoming just the second player in franchise history to break the 2,000-point mark in a single season.
- Redd also maintained a 25.4 scoring average (9th in the NBA), not just a career-high, but also the highest for a Buck since Marques Johnson averaged 25.6 points during the 1978-79 season.
- The Bucks set an NBA record by winning their first 13 games decided by six points or less (they were also 9-0 in games decided by three points or less). They became the first team in the shot clock era (since 1954-55) to win their first 12 games decided by six points or less (12-0) when they beat Minnesota 95-92 on Jan. 10, topping the previous record of 11 set by both the 1967-68 St. Louis Hawks and the 1959-60 Boston Celtics.
- Milwaukee finished the season fourth in the league in 3FG% (.380), the second-best season mark in team history (behind only the 2002-03 squad's 38.3%). Charlie Bell finished the year 11th in the NBA in 3FG% (.423) and teammate Bobby Simmons finished T-12th (.420).
- Andrew Bogut had a fine rookie season, earning a spot on the All-Rookie First Team after averaging 9.4 points, 7.0 rebounds and 2.3 assists in 28.6 minutes per game. He was named the Eastern Conference's Rookie of the Month for January and appeared in the T-Mobile Rookie Challenge Game at All-Star Weekend (along with teammate T.J. Ford).
- Milwaukee set a new NBA record for fewest turnovers in a game on April 1 against Indiana. Their two miscues (since tied) beat out the old mark of three (set by seven teams). Milwaukee's previous franchise record for fewest turnovers in a game was four.
- The Bucks hit a franchise-record 18 three-pointers in their 132-110 rout of the Phoenix Suns at the Bradley Center on March 28. The 18 treys topped the previous franchise mark of 16. They also set a new NBA record after hitting 11 of those 18 triples in the third quarter.

PLAYOFF RECORD:

- Lost to Detroit, First Round, 1-4

HONORS:

- Andrew Bogut - NBA All-Rookie First Team; T-Mobile Rookie/Sophomore Challenge at All-Star Weekend
- T.J. Ford - T-Mobile Rookie/Sophomore Challenge at All-Star Weekend

2005-06 MILWAUKEE BUCKS

REGULAR SEASON DAY-BY-DAY

Gm	Date	Opponent	W-L	Score	Record	Bucks High Scorer	Opp. High Scorer	Atten.
1	11/1	@ Philadelphia	W	117-108 (OT)	1-0	Redd, 30	Iverson, 35	17,705
2	11/2	@ New Jersey	W	110-96	2-0	Redd, 41	Carter, 25	20,098
3	11/5	Miami	W	105-100	3-0	Redd/Simmons, 23	Wade, 21	18,717
4	11/8	Golden State	L	103-110	3-1	Redd/Williams, 21	Murphy, 25	14,712
5	11/12	Indiana	W	103-102	4-1	Redd, 28	O'Neal, 27	17,894
6	11/15	@ L.A. Clippers	L	85-109	4-2	Ford/Redd, 15	Cassell, 23	14,938
7	11/16	@ Golden State	W	90-87	5-2	Redd, 27	Richardson, 21	16,752
8	11/18	@ Sacramento	L	82-103	5-3	Smith, 21	Stojakovic, 19	17,317
9	11/21	@ Utah	L	80-100	5-4	Redd, 25	Grincek, 18	16,176
10	11/23	Philadelphia	W	108-97	6-4	Redd, 32	Iverson, 45	17,526
11	11/25	@ Minnesota	L	91-99	6-5	Redd, 28	Szczerbiak, 30	17,422
12	11/26	Detroit	L	76-85	6-6	Redd, 23	Hamilton, 20	18,717
13	11/29	Dallas	W	113-111 (OT)	7-6	Simmons, 26	Terry, 37	14,996
14	12/2	@ Washington	W	105-102	8-6	Williams, 35	Arenas, 34	20,173
15	12/3	Orlando	W	104-84	9-6	Redd, 30	Nelson, 20	17,121
16	12/6	L.A. Lakers	L	92-111	9-7	Redd, 21	Bryant, 33	15,185
17	12/7	@ Philadelphia	W	88-85	10-7	Redd, 24	Iverson, 23	12,746
18	12/10	Cleveland	W	111-106	11-7	Ford, 24	James, 52	18,717
19	12/12	@ New York	W	112-92	12-7	Redd, 31	Frye, 30	16,436
20	12/14	Miami	L	83-100	12-8	Redd, 24	Wade, 27	16,287
21	12/16	@ Boston	W	100-96	13-8	Redd/Williams, 24	Pierce, 23	16,116
22	12/17	Utah	L	80-88	13-9	Redd, 19	Grincek/Okur/Williams-14	16,827
23	12/20	San Antonio	W	109-107 (OT)	14-9	Williams, 28	Duncan, 34	16,865
24	12/23	N.O./Okla. City	W	101-94	15-9	Redd, 36	West, 27	16,824
25	12/26	@ Orlando	L	93-108	15-10	Ford, 19	Francis, 21	13,861
26	12/27	@ Miami	L	98-109	15-11	Williams, 24	Wade, 35	20,270
27	12/30	New York	W	113-108	16-11	Williams, 30	Marbury, 23	18,717
28	1/2	@ Chicago	W	93-92	17-11	Redd, 29	Gordon, 28	20,968
29	1/4	Cleveland	L	84-91	17-12	Redd, 28	James, 32	15,785
30	1/6	Chicago	L	91-105	17-13	Redd, 25	Hinrich, 18	17,214
31	1/7	@ Cleveland	L	88-96	17-14	Redd, 32	James, 35	19,840
32	1/10	Minnesota	W	95-92	18-14	Redd, 22	Jaric, 21	15,417
33	1/11	@ Indiana	L	88-112	18-15	Gadzuric, 17	Jackson, 24	14,149
34	1/13	@ Charlotte	W	103-102	19-15	Redd, 26	Wallace, 21	15,212
35	1/14	Denver	L	93-100	19-16	Redd, 25	Anthony, 38	18,717
36	1/16	@ Dallas	L	95-114	19-17	Redd, 29	Nowitzki, 35	19,935
37	1/18	@ San Antonio	L	92-95	19-18	Redd, 26	Duncan, 27	18,797
38	1/20	@ Atlanta	W	118-102	20-18	Redd, 28	Stoudamire, 23	9,812
39	1/21	Charlotte	W	101-91	21-18	Redd, 35	Brezec, 21	16,739
40	1/23	Houston	L	80-97	21-19	Redd, 21	McGrady, 41	14,214
41	1/25	@ Detroit	L	102-106 (OT)	21-20	Redd, 41	Hamilton, 35	22,076
42	1/27	Toronto	W	108-87	22-20	Simmons, 18	Bosh, 21	14,867
43	1/29	Boston	W	83-79	23-20	Redd, 21	Szczerbiak, 20	17,031
44	1/30	@ N.O./Okla. City	L	93-94	23-21	Redd, 32	West, 24	18,197
45	2/1	@ Houston	L	84-86	23-22	Simmons, 26	McGrady, 22	13,028
46	2/4	Memphis	W	88-78	24-22	Redd, 23	Gasol, 19	17,894
47	2/6	@ Cleveland	L	86-89	24-23	Simmons, 21	James, 22	19,126
48	2/8	Orlando	W	94-89 (2OT)	25-23	Redd, 27	Turkoglu, 27	14,247
49	2/11	Charlotte	W	99-93	26-23	Redd, 18	Ely, 21	17,664
50	2/12	@ New Jersey	L	79-94	26-24	Redd, 27	Carter, 24	12,256
51	2/14	Seattle	W	106-91	27-24	Redd, 19	Lewis, 25	14,110
52	2/15	@ Indiana	L	77-88	27-25	Redd, 24	Johnson, 24	14,301
53	2/21	New Jersey	L	85-89	27-26	Redd/Simmons, 18	Carter, 45	14,289
54	2/22	@ Chicago	L	91-97	27-27	Redd, 30	Hinrich, 26	20,648
55	2/24	Philadelphia	L	111-116	27-28	Smith, 32	Korver, 31	18,717
56	2/25	@ Atlanta	W	99-89	28-28	Redd, 21	Harrington, 22	15,729
57	2/27	@ Denver	W	110-89	29-28	Redd, 24	Anthony, 19	15,289
58	3/1	@ Phoenix	L	110-123	29-29	Redd, 37	Marion, 29	17,701
59	3/4	New York	L	98-103	29-30	Redd, 23	Curry, 20	17,936
60	3/8	Sacramento	L	116-123	29-31	Redd, 32	Bibby, 36	14,024
61	3/10	@ Boston	W	92-86	30-31	Redd, 26	Pierce, 24	18,624
62	3/11	L.A. Clippers	L	98-106	30-32	Redd, 32	Kaman/Brand, 22	18,482
63	3/13	Atlanta	W	88-87	31-32	Simmons, 18	J. Smith, 25	13,189
64	3/15	Chicago	W	104-88	32-32	Simmons, 26	Nocioni, 25	14,879
65	3/17	@ Toronto	L	96-97	32-33	Simmons, 21	Bosh, 27	17,273
66	3/18	Portland	W	97-93	33-33	Redd, 33	Miles, 26	17,674
67	3/20	@ Portland	W	100-93	34-33	Redd, 23	Randolph, 23	12,589
68	3/22	@ Seattle	L	105-114	34-34	Redd, 26	Wilcox, 30	15,231
69	3/24	@ L.A. Lakers	L	96-101	34-35	Redd, 20	Bryant, 43	18,745
70	3/26	Toronto	W	125-116 (OT)	35-35	Redd, 35	Villanueva, 48	16,317
71	3/28	Phoenix	W	132-110	36-35	Redd, 28	Nash, 23	15,573
72	3/31	@ Detroit	L	105-112	36-36	Redd, 37	Hamilton/Prince, 25	22,076
73	4/1	Indiana	W	96-89	37-36	Redd, 39	O'Neal, 27	18,717
74	4/4	@ Miami	L	89-115	37-37	Bell, 29	O'Neal, 24	19,600
75	4/5	@ Orlando	L	105-108	37-38	Ford, 34	Turkoglu, 24	14,877
76	4/7	@ Memphis	L	90-100	37-39	Redd, 25	Gasol, 33	16,463
77	4/9	New Jersey	L	83-95	37-40	Ford, 19	Carter, 25	16,127
78	4/12	Washington	W	100-97	38-40	Redd, 24	Arenas, 25	15,587
79	4/14	@ New York	W	97-80	39-40	Redd, 23	Taylor, 22	19,763
80	4/15	Atlanta	L	114-120	39-41	Redd, 36	J. Smith, 28	18,347
81	4/17	Detroit	W	113-93	40-41	Redd/Simmons, 19	Delfino/Johnson, 18	18,475
82	4/18	Washington	L	103-116	40-42	Redd, 43	Arenas, 43	19,588

* denotes sellout

GENERAL
INFO

FRONT
OFFICE

PLAYERS

2013-14
SEASON

STATS &
RECORDS

HISTORY

NBA

OPPONENTS

MEDIA

2006-07 MILWAUKEE BUCKS



BACK ROW: Strength and Conditioning Coach Tim Wilson, Equipment Manager Dwayne Wilson, Assistant Coach Michael Sanders, Assistant Coach Lester Conner, Assistant Coach Brian James, Assistant Athletic Trainer & Assistant Strength and Conditioning Coach John Anderson, Athletic Trainer Andre Daniel. **MIDDLE ROW:** President Herb Kohl, Earl Boykins, Mo Williams, Michael Redd, Head Coach Larry Krystkowiak, Bobby Simmons, Charlie Bell, Lynn Greer, General Manager Larry Harris. **FRONT ROW:** David Noel, Ersan Ilyasova, Damir Markota, Brian Skinner, Andrew Bogut, Jared Reiner, Dan Gadzuric, Charlie Villanueva, Ruben Patterson.

REGULAR SEASON (28-54) - 5TH, CENTRAL DIVISION - PLAYOFFS (DNQ)

PLAYER	G-GS	MIN	FG-FGA	PCT	3FG-FA	PCT	FT-FTA	PCT	OR	DR	TR	AST	PF-DQ	STL	BLK	PTS	AVG
Redd	53-53	2036	477-1025	.465	117-306	.382	345-416	.829	42	154	196	124	78-0	63	9	1416	26.7
Williams	68-68	2472	468-1049	.446	79-228	.346	159-186	.855	54	275	329	416	201-1	85	6	1174	17.3
Patterson	81-53	2508	475-867	.548	3-19	.158	241-37	.641	190	250	440	232	232-2	110	25	1194	14.7
Boykins (TOT)	65-23	2031	323-769	.420	95-239	.397	220-245	.898	49	90	139	291	92-1	56	2	861	14.6
Boykins (MIL)	35-19	1154	167-391	.427	54-129	.419	101-114	.886	26	50	76	159	61-1	31	0	489	14.0
Bell	82-64	2848	426-974	.437	127-361	.352	131-168	.780	57	181	238	247	213-0	97	4	1110	13.5
Bogut	66-66	2258	348-629	.553	1-5	.200	112-194	.577	168	416	584	198	216-6	49	35	809	12.3
Villanueva	39-17	984	180-383	.470	29-86	.337	73-89	.820	62	166	228	36	108-1	24	12	462	11.8
Ilyasova	66-14	973	139-363	.383	54-148	.365	70-89	.787	58	131	189	49	147-2	27	17	402	6.1
Gadzuric	54-8	840	108-228	.474	0-1	.000	42-90	.467	94	152	246	29	141-3	22	32	258	4.8
Skinner	67-44	1523	124-253	.490	0-0	—	46-79	.582	106	279	385	58	195-2	18	64	294	4.4
Greer	41-0	432	61-141	.433	18-52	.346	27-32	.844	2	25	27	53	32-0	17	1	167	4.1
Blake	33-2	583	45-129	.349	19-68	.279	11-20	.550	7	38	45	84	49-0	10	3	120	3.6
Noel	68-0	792	65-177	.367	17-53	.321	37-43	.860	42	81	123	65	77-1	25	9	184	2.7
Markota	30-0	170	19-52	.365	6-16	.375	7-11	.636	11	20	31	6	22-0	3	1	51	1.7
Hodge (TOT)	9-1	64	6-12	.500	0-0	—	3-4	.750	2	6	8	12	6-0	4	0	15	1.7
Hodge (MIL)	5-0	28	4-7	.571	0-0	—	1-2	.500	1	4	5	2	3-0	1	0	9	1.8
Reiner	27-2	244	15-43	.349	0-0	—	3-10	.300	21	50	71	13	45-1	14	6	33	1.2
McCray	5-0	12	0-3	.000	0-0	—	0-0	—	0	0	0	0	1-0	0	0	0	0.0
BUCKS	82	19855	3121-6714	.465	524-1472	.356	1406-1919	.733	941	2272	3213	1771	1821-20	587	224	8172	99.7

HIGHLIGHTS:

- The Bucks final record of 28-54 included an 18-23 record at the Bradley Center and a 10-31 record on the road. The season marks the first time the Bucks lost 23 games at home since 1995-96 (14-27). Their 54 losses were the most by a Bucks team since the 1995-96 team went 25-57.
- In total, Bucks players missed 234 games (third most in the NBA behind Boston & Portland) due to injury or illness. All five players in Milwaukee's projected opening day starting line-up missed at least 13 games or more due to injury. Milwaukee's injury/illness total was up from the 109 games missed in 2005-06.
- Michael Redd's 1,416 points over 53 games averaged to 26.7 points per game (5th in the NBA) and was also the highest for a Buck since Kareem Abdul-Jabbar averaged 30.0 points (1974-75). Redd also set a career high and broke a franchise record with 57 points against Utah (11/11), the previous record was 55 by Kareem Abdul-Jabbar (12/10/71). Redd also scored 52 on March 4 against the Bulls. After the 2006-07 season, Redd moved into 10th place on the Bucks all-time scoring list with 8,964 points.
- Mo Williams averaged career-highs in points (17.3), rebounds (4.8) and assists (6.1, 14th in NBA). He also became the first Buck to average at least 17.0 points and 6.0 assists in 50 games or more since Sam Cassell did it during the 2002-03 season.
- Milwaukee finished 11-6 in December and averaged 107.6 points per game to their opponents' 98.9. The team shot 48.9% from the field to their opponents' 46.4% and grabbed 40.1 rebounds to their opponents' 36.7. Milwaukee's 7-0 mark at home during the month was their longest home winning streak since the 2003-04 season (10 games). Michael Redd and Mo Williams both received Eastern Conference Player of the Week honors in December. Redd won twice (for the week of 11/23 - 12/3 and again for the week of 12/25 - 1/1) while Williams earned his honor for the week of 12/18 - 12/24.
- Charlie Bell was the only Buck to play in every game. He appeared in all 82 contests and started 64 of them.

PLAYOFF RECORD:

- Did not qualify

HONORS:

- None

2006-07 MILWAUKEE BUCKS

REGULAR SEASON DAY-BY-DAY

Gm	Date	Opponent	W-L	Score	Record	Bucks High Scorer	Opp. High Scorer	Atten.
1	11/1	@ Detroit	W	105-97	1-0	Redd, 37	Hamilton/Billups, 25	22,076
2	11/3	@ Toronto	L	92-109	1-1	Bogut, 18	Bosh, 26	19,832
3	11/4	Sacramento	W	104-91	2-1	Redd, 26	Salmons, 18	18,717*
4	11/6	@ Chicago	L	85-110	2-2	Redd, 30	Gordon, 37	21,715
5	11/8	Houston	L	93-97	2-3	Redd, 34	McGrady, 32	16,102
6	11/10	@ Washington	L	111-116	2-4	Redd, 28	Arenas, 29	19,554
7	11/11	Utah	L	111-113	2-5	Redd, 57	Breaz, 32	16,019
8	11/14	@ Atlanta	W	103-101	3-5	Redd, 30	Lue/Johnson, 29	14,265
9	11/15	@ New Jersey	L	87-100	3-6	Williams, 26	Kidd, 25	16,603
10	11/18	Indiana	L	100-102	3-7	Redd, 21	O'Neal, 20	16,165
11	11/21	@ Indiana	L	88-93	3-8	Williams, 22	O'Neal, 26	17,235
12	11/22	Philadelphia	W	98-94	4-8	Redd, 32	Green, 24	15,936
13	11/25	Boston	L	98-111	4-9	Redd, 24	Pierce, 34	16,592
14	11/28	@ L.A. Lakers	W	109-105	5-9	Redd, 45	Bryant, 27	18,997
15	12/1	@ Phoenix	L	116-122	5-10	Redd, 37	Marion/Nash, 27	18,422
16	12/2	@ Golden State	W	115-110	6-10	Bell, 28	Murphy, 23	18,086
17	12/4	@ Utah	L	88-101	6-11	Bell, 23	Boozer, 30	18,536
18	12/6	Portland	W	102-94	(OT) 7-11	Redd, 33	Jack, 30	13,687
19	12/8	Memphis	W	100-94	8-11	Patterson, 30	Warrick, 31	14,836
20	12/9	@ New York	L	107-115	8-12	Williams, 33	Curry, 36	17,979
21	12/12	Seattle	W	94-93	9-12	Redd, 22	Lewis, 26	13,374
22	12/13	@ New Jersey	L	95-108	9-13	Villanueva, 23	Carter, 36	15,070
23	12/15	@ Chicago	L	111-117	9-14	Redd, 32	Hinrich, 21	21,972
24	12/16	Minnesota	W	108-104	10-14	Redd/Williams, 28	Garnett, 26	17,970
25	12/20	Miami	W	121-95	11-14	Redd, 28	Wade, 27	17,136
26	12/22	@ Minnesota	W	113-107	12-14	Redd, 29	James, 28	13,334
27	12/23	New Jersey	W	115-104	13-14	Williams, 32	House, 22	17,611
28	12/26	@ San Antonio	W	114-107	14-14	Redd, 36	Duncan, 25	18,797
29	12/27	@ Memphis	W	112-96	15-14	Bogut/Redd, 20	Gasol, 29	14,914
30	12/29	@ Cleveland	L	99-109	15-15	Redd, 24	James, 32	20,562
31	12/30	Washington	W	119-102	16-15	Redd, 28	Butler, 29	17,968
32	1/3	@ Washington	L	105-108	16-16	Redd, 27	Arenas, 32	14,632
33	1/5	Cleveland	L	86-95	16-17	Redd, 26	Gooden, 31	18,717*
34	1/8	@ Denver	L	92-104	16-18	Patterson, 29	Boydkins, 26	14,220
35	1/10	Toronto	L	77-90	16-19	Bogut/Patterson, 17	Bosh, 30	16,432
36	1/12	@ Philadelphia	L	97-110	16-20	Bell, 26	Green, 30	14,261
37	1/15	@ Charlotte	W	99-91	17-20	Boydkins, 30	Carroll, 22	14,360
38	1/17	Chicago	L	90-99	17-21	Ilyasova, 22	Nocioni, 21	14,386
39	1/19	@ Seattle	L	72-99	17-22	Patterson, 16	Allen, 21	16,249
40	1/21	@ Portland	L	95-99	17-23	Boydkins, 28	Roy, 28	14,285
41	1/23	@ L.A. Clippers	L	96-115	17-24	Bell, 24	Brand, 25	16,923
42	1/24	@ Sacramento	L	106-114	17-25	Boydkins, 36	Artest, 36	17,317
43	1/26	Phoenix	L	90-98	17-26	Bell, 21	Bell, 27	18,717*
44	1/28	New York	W	107-105	18-26	Williams, 30	Crawford, 26	16,102
45	1/30	@ Miami	L	80-110	18-27	Villanueva, 17	Wade, 28	19,600
46	1/31	@ Orlando	L	73-98	18-28	Williams, 23	Turkoglu, 17	15,831
47	2/2	@ Detroit	L	86-96	18-29	Bogut, 21	Billups, 20	22,076
48	2/3	Miami	L	98-117	18-30	Williams, 38	Wade, 32	17,836
49	2/6	Orlando	W	116-111	19-30	Patterson, 27	Howard, 21	13,579
50	2/8	@ NO/Okla. City	L	101-109	(OT) 19-31	Williams, 30	Mason, 24	17,364
51	2/10	Denver	L	102-109	19-32	Boydkins, 26	Anthony, 29	18,317
52	2/13	Dallas	L	93-99	19-33	Patterson, 20	Nowitzki, 38	16,514
53	2/14	@ Boston	L	97-117	19-34	Williams, 31	Pierce, 32	14,482
54	2/20	Detroit	L	83-84	19-35	Bell, 22	Billups, 19	14,873
55	2/21	@ Indiana	L	129-136	(OT) 19-36	Redd, 38	O'Neal, 29	14,019
56	2/23	@ New York	L	93-95	19-37	Williams, 28	Crawford/Marbury - 22	19,763
57	2/24	Philadelphia	W	109-90	20-37	Redd/Williams, 26	Iguodala, 22	16,978
58	2/27	Golden State	W	122-101	21-37	Redd, 31	Ellis, 17	13,409
59	3/2	@ Toronto	W	94-81	22-37	Redd, 21	Bargnani, 16	18,816
60	3/4	Chicago	L	121-126	(OT) 22-38	Redd, 52	Gordon, 48	18,134
61	3/5	@ Orlando	L	81-99	22-39	Redd, 15	Turkoglu, 25	16,461
62	3/7	LA Lakers	W	110-90	23-39	Villanueva, 26	Evans, 22	17,886
63	3/10	Cleveland	L	92-94	23-40	Redd, 29	James, 32	18,081
64	3/12	Toronto	L	93-108	23-41	Redd, 29	Bosh, 25	13,411
65	3/15	San Antonio	W	101-90	24-41	Redd, 29	Barry, 20	13,917
66	3/17	Charlotte	W	97-91	25-41	Redd, 27	Wallace, 20	16,674
67	3/21	LA Clippers	L	103-104	25-42	Redd, 27	Maggette, 22	14,113
68	3/25	Detroit	L	95-121	25-43	Ilyasova, 21	Prince, 28	15,369
69	3/26	@ Houston	L	87-106	25-44	Redd, 26	McGrady/Yao, 22	14,287
70	3/28	@ Dallas	L	103-105	25-45	Redd, 34	Terry, 27	20,398
71	3/30	@ Charlotte	L	81-97	25-46	Patterson, 14	Wallace, 24	14,739
72	4/1	Washington	L	107-121	25-47	Williams, 25	Butler/Arenas, 19	17,152
73	4/3	NO/Okla. City	L	101-119	25-48	Redd, 27	West, 24	16,013
74	4/4	Boston	W	98-89	26-48	Boydkins, 32	Rondo, 16	15,104
75	4/6	@ Atlanta	L	102-115	26-49	Boydkins, 36	Smith, 28	15,020
76	4/7	New York	L	113-118	(OT) 26-50	Patterson, 27	Curry, 43	17,201
77	4/9	Orlando	L	94-117	26-51	Ilyasova, 28	Turkoglu, 25	14,416
78	4/11	Indiana	L	98-104	26-52	Williams, 23	Dunleavy, 25	14,596
79	4/13	@ Boston	W	104-102	27-52	Bell, 24	Green, 21	17,759
80	4/14	Charlotte	L	92-113	27-53	Williams, 16	Herrmann, 30	17,976
81	4/16	Atlanta	W	102-96	28-53	Williams, 26	Ma, Williams, 21	15,613
82	4/18	@ Cleveland	L	96-109	28-54	Boydkins, 28	James, 24	20,562

* denotes sellout

GENERAL
INFO

FRONT
OFFICE

PLAYERS

2013-14
SEASON

STATS &
RECORDS

HISTORY

NBA

OPPONENTS

MEDIA

2007-08 MILWAUKEE BUCKS



BACK ROW: Athletic Trainer Andre Daniel, Assistant Athletic Trainer & Assistant Strength and Conditioning Coach John Anderson, Assistant Coach Brian James, Assistant Coach/Player Development Jarinn Akana, Assistant Coach Tony Brown, Assistant Coach Jim Todd, Assistant Coach/Player Development Bill Peterson, Strength and Conditioning Coach Tim Wilson, Equipment Manager Dwayne Wilson. **MIDDLE ROW:** President Herb Kohl, Ramon Sessions, Charlie Bell, Desmond Mason, Head Coach Larry Krystkowiak, Michael Redd, Royal Ivey, Mo Williams, Director of Player Personnel Dave Babcock. **FRONT ROW:** Awvee Storey, Charlie Villanueva, Yi Jianlian, Andrew Bogut, Jake Voskuhl, Dan Gadzuric, Michael Ruffin, Bobby Simmons.

REGULAR SEASON (26-56) - 5TH, CENTRAL DIVISION - PLAYOFFS (DNQ)

PLAYER	G-GS	MIN	FG-FGA	PCT	3FG-FA	PCT	FT-FTA	PCT	OR	DR	TR	AST	PF-QD	STL	BLK	PTS	AVG
Redd	72-71	2702	550-1243	.442	130-359	.362	402-490	.820	85	224	309	247	120-0	65	13	1632	22.7
Williams	66-66	2410	441-919	.480	89-231	.385	166-194	.856	37	193	230	419	188-3	78	10	1137	17.2
Bogut	78-78	2720	465-910	.511	0-7	.000	189-322	.587	245	518	763	199	254-5	64	135	1119	14.3
Villanueva	76-31	1829	354-814	.435	55-185	.297	123-157	.783	145	321	466	78	174-2	30	35	886	11.7
Mason	59-56	1702	230-477	.482	0-0	—	114-173	.659	75	181	256	121	106-0	40	30	574	9.7
Yi	66-49	1647	219-520	.421	6-21	.286	122-145	.841	106	238	344	55	153-1	36	56	566	8.6
Sessions	17-7	450	51-117	.436	3-7	.429	32-41	.780	8	50	58	127	26-0	17	3	137	8.1
Simmons	70-21	1521	209-496	.421	60-171	.351	53-70	.757	67	159	226	80	140-1	50	5	531	7.6
Bell	68-5	1628	185-486	.381	74-217	.341	70-87	.805	31	136	167	210	121-1	52	2	514	7.6
Ivey	75-20	1437	149-378	.394	35-107	.327	85-117	.726	38	80	118	160	166-1	45	7	418	5.6
Storey	26-0	259	39-89	.438	0-0	.000	14-29	.483	31	23	54	16	41-0	7	1	92	3.5
Gadzuric	51-4	534	64-154	.416	0-1	.000	33-63	.524	67	77	144	11	83-0	20	24	161	3.2
Voskuhl	44-0	386	37-80	.463	0-0	—	24-29	.828	30	67	97	13	83-0	9	21	98	2.2
Ruffin	46-2	632	33-62	.532	0-0	—	25-63	.397	90	96	186	24	93-11	31	19	91	2.0
BUCKS	82	19855	3026-6745	.449	452-1313	.344	1452-1980	.733	1055	2363	3418	1760	1748-15	544	361	7956	97.0

HIGHLIGHTS:

- Milwaukee was just below .500 at home (19-22) and finished the year 7-34 on the road. With their 28 wins in the 2006-07 season, the Bucks won 29 or fewer games in consecutive seasons for the first time since 1992-93 (28) and 1993-94 (20). Their 56 losses were their most since the 1995-96 team went 25-57.
- Milwaukee put together a five-game winning-streak, the longest of the season, from Nov. 14-24. After defeating Dallas 97-95 on Nov. 24, the club was a season-best three games over .500 at 7-4. In those five games they defeated Memphis, Atlanta, (at) Cleveland, L. A. Lakers and Dallas.
- Rookie guard Ramon Sessions broke a nearly 40-year-old record: his 24 assists against Chicago on April 14 surpassed Guy Rodgers' record of 21 set Oct. 31, 1968. Sessions also became the first player in franchise history to record 20 or more points and 20 or more assists in the same contest as he finished with 20 points and 24 assists.
- Andrew Bogut averaged career-highs in points (14.3), rebounds (9.8) and blocks (1.7). He also had 38 double-doubles in 2007-08 compared to 31 in his first two NBA campaigns combined.
- The Bucks had three players who finished the season in the top-25 league leaders: Bogut was 9th in blocks (1.7), tied for 12th in rebounds (9.8) and 21st in field goal percentage (.511). Redd was 8th in points per game (22.7) and 24th in minutes (37.5). Williams finished in 14th in assists (6.3) and 18th in free throw percentage (.856).
- Milwaukee's rookie Yi Jianlian was the Eastern Conference Rookie of the Month for December after averaging 12.1 points, 6.6 rebounds, 1.2 assists and 1.1 blocks. Fellow rookie Ramon Sessions was the Eastern Conference's Rookie of the Month for April with 11.5 points, 11.3 assists and 5.6 rebounds in 17 games (11 starts).
- Michael Redd appeared in his 500th career game this season and ranked in the top-10 in Bucks franchise history in the following categories: 10,596 points (6th), 20.5 scoring average (5th), 3,721 field goals (9th), 2,243 free throws (3rd), 911 three-pointers (2nd), 84.5 free throw percentage (7th), 38.7 3-point field goal percentage (7th), 517 games (9th) and 17,505 minutes (9th).
- Mo Williams was second on the team with 89 3-pointers and Charlie Bell was third with 74. Williams then had 273 makes in a Bucks uniform (5th at the time) while Bell had 272 (6th at the time).
- Michael Redd led the club in scoring for the fifth consecutive season. The only other player to lead the club in scoring for as many as five seasons was Kareem Abdul-Jabbar, who did it six times.

PLAYOFF RECORD:

- Did not qualify

HONORS:

- None

2007-08 MILWAUKEE BUCKS

REGULAR SEASON DAY-BY-DAY

Gm	Date	Opponent	W-L	Score	Record	Bucks High Scorer	Opp. High Scorer	Atten.
1	10/31	@ Orlando	L	83-102	0-1	Redd, 25	Lewis, 26	17,519
2	11/2	@ Charlotte	L	99-102	0-2	Redd, 21	Felton, 26	16,368
3	11/3	Chicago	W	78-72	1-2	Redd, 27	Gordon, 15	18,717*
4	11/6	Toronto	W	112-85	2-2	Mason, 21	Dixon, 20	13,549
5	11/9	@ Houston	L	88-104	2-3	Redd, 26	Yao, 28	18,244
6	11/11	@ San Antonio	L	88-113	2-4	Williams, 17	Binobili, 21	17,670
7	11/12	Memphis	W	102-99	3-4	Redd, 31	Gay, 26	13,462
8	11/17	Atlanta	W	105-96	4-4	Redd/Bogut, 21	Smith, 38	14,511
9	11/20	@ Cleveland	W	111-107	5-4	Redd, 34	James, 34	20,115
10	11/21	L.A. Lakers	W	110-103	6-4	Redd, 26	Bryant, 27	17,526
11	11/24	Dallas	W	97-95	7-4	Redd, 27	Jo.Howard, 24	16,376
12	11/27	Philadelphia	L	99-114	7-5	Redd, 17	Dalembert, 22	13,186
13	11/28	@ Atlanta	L	80-96	7-6	Redd, 24	J. Johnson, 21	11,286
14	11/30	@ New York	L	88-91	7-7	Redd, 27	Crawford/Randolph, 25	18,979
15	12/1	Detroit	L	91-117	7-8	Simmons/Villanueva, 13	Prince, 20	17,326
16	12/4	@ LA Clippers	W	87-78	8-8	Redd, 25	Maggette, 20	16,004
17	12/5	@ Golden State	L	90-120	8-9	Redd, 24	Davis/Jackson, 20	17,823
18	12/7	@ Seattle	L	98-104	8-10	Redd, 41	Durant-35	13,142
19	12/9	@ Portland	L	113-117(OT)	8-11	Williams, 33	Roy, 26	18,317
20	12/10	@ Sacramento	L	93-96	8-12	Redd, 24	Salmons, 22	12,449
21	12/12	Orlando	W	100-86	9-12	Redd, 27	Howard/Lewis, 20	14,617
22	12/14	@ Boston	L	82-104	9-13	Williams, 14	Pierce, 32	18,624
23	12/15	Minnesota	W	95-92	10-13	Redd, 32	Smith, 30	15,512
24	12/17	@ Cleveland	L	99-104 (2OT)	10-14	Redd, 22	James, 31	20,562
25	12/19	Sacramento	L	89-102	10-15	Redd, 27	Artest, 26	13,746
26	12/22	Charlotte	W	103-99	11-15	Yi, 29	Richardson, 30	15,796
27	12/26	@ Denver	L	105-125	11-16	Williams, 28	Anthony, 29	18,701
28	12/28	@ Chicago	L	99-103	11-17	Redd, 34	Gordon, 31	22,189
29	12/29	New Jersey	L	95-97	11-18	Redd, 35	Carter, 23	16,562
30	12/31	@ Detroit	L	69-114	11-19	Redd, 18	Hamilton, 22	22,076
31	1/2	@ Miami	W	103-98	12-19	Williams, 25	Wade, 27	19,600
32	1/4	Washington	L	77-101	12-20	Villanueva, 20	Jamison, 24	16,250
33	1/6	@ Charlotte	W	93-89	13-20	Bell, 27	Wallace, 25	10,884
34	1/8	@ Philadelphia	W	87-83	14-20	Williams/Bell, 21	Iguodala, 21	10,045
35	1/9	Miami	W	98-92	15-20	Williams, 35	Wade, 34	15,834
36	1/11	@ L.A. Lakers	L	105-110	15-21	Williams, 28	Bryant, 37	18,997
37	1/12	@ Phoenix	L	114-122	15-22	Bogut, 29	Nash, 35	18,422
38	1/14	@ Utah	L	87-98	15-23	Bogut, 23	Williams, 33	19,911
39	1/16	Atlanta	W	87-80	16-23	Bogut, 21	M. Williams, 22	14,506
40	1/19	Golden State	L	99-119	16-24	Redd, 24	Harrington, 27	16,615
41	1/21	@ New Orleans	L	92-106	16-25	Redd, 19	Chandler, 20	11,663
42	1/22	Phoenix	L	105-114	16-26	Redd, 28	Nash, 37	14,503
43	1/24	Indiana	W	104-92	17-26	Redd, 37	Dunleavy, 22	14,267
44	1/25	@ Toronto	L	75-106	17-27	Redd/Villanueva, 12	Bosh, 32	19,800
45	1/27	Washington	W	105-102 (OT)	18-27	Williams, 25	Butler, 40	15,621
46	1/29	@ New Jersey	L	80-87	18-28	Ivey, 19	Jefferson, 20	14,133
47	1/30	@ Philadelphia	L	69-112	18-29	Ivey, 17	Iguodala, 18	12,507
48	2/2	Houston	L	83-91	18-30	Bogut, 21	McGrady, 33	18,717*
49	2/5	@ Memphis	W	102-97	19-30	Williams, 32	Miller, 32	10,749
50	2/6	@ Dallas	L	96-107	19-31	Williams, 36	Nowitzki, 30	20,079
51	2/9	New York	L	88-99	19-32	Redd/Villanueva, 21	Crawford, 29	15,874
52	2/11	L.A. Clippers	L	89-96	19-33	Williams, 31	Thornnton, 25	13,319
53	2/13	New Orleans	L	107-111	19-34	Redd, 30	West, 22	14,317
54	2/20	Detroit	W	103-98	20-34	Redd, 27	Billups, 34	14,211
55	2/22	@ Detroit	L	100-127	20-35	Redd/Villanueva, 18	Billups, 21	22,076
56	2/23	Denver	W	115-109	21-35	Redd, 42	Iverson, 26	16,674
57	2/26	Cleveland	W	105-102	22-35	Williams, 37	James, 35	15,346
58	2/28	@ New Jersey	L	106-120	22-36	Redd, 33	Harris, 21	14,034
59	3/1	San Antonio	L	94-96	22-37	Redd, 25	Binobili, 30	16,974
60	3/2	@ Indiana	L	106-128	22-38	Redd, 28	Dunleavy, 36	11,614
61	3/5	Seattle	W	118-106	23-38	Villanueva, 32	Durant, 23	15,010
62	3/7	Portland	L	101-103	23-39	Redd, 25	Aldridge, 29	15,537
63	3/9	Philadelphia	L	97-119	23-40	Villanueva, 25	Young, 22	16,437
64	3/11	@ Washington	L	97-105	23-41	Redd, 26	Jamison, 23	14,755
65	3/12	Utah	L	110-114	23-42	Redd/Villanueva, 26	Williams, 26	14,582
66	3/15	Boston	L	77-99	23-43	Bell, 16	Garnett, 19	17,626
67	3/18	Miami	L	106-112	23-44	Redd, 27	Williams, 21	13,379
68	3/22	Cleveland	W	108-98	24-44	Williams, 29	James, 29	15,337
69	3/24	@ Miami	L	73-78	24-45	Redd, 24	Quinn, 24	19,024
70	3/26	@ Atlanta	L	96-115	24-46	Bogut-27	J. Johnson, 28	14,832
71	3/28	Orlando	L	86-103	24-47	Williams, 18	Howard, 25	17,531
72	3/29	@ Chicago	L	111-114	24-48	Redd, 33	Hughes, 19	21,983
73	4/1	New York	W	119-115 (OT)	25-48	Redd, 36	Richardson, 22	13,579
74	4/2	@ Washington	W	110-109	26-48	Villanueva, 24	Butler/Jamison, 18	14,355
75	4/4	Indiana	L	101-105	26-49	Redd, 28	Dunleavy, 27	15,639
76	4/6	@ Indiana	L	97-105	26-50	Redd, 24	Granger, 27	12,107
77	4/8	Boston	L	104-107 (OT)	26-51	Redd, 25	Garnett, 21	15,921
78	4/9	@ Toronto	L	93-111	26-52	Villanueva, 38	Bosh, 32	18,569
79	4/11	@ Boston	L	86-102	26-53	Redd, 18	Rondov16	18,624
80	4/12	New Jersey	L	98-111	26-54	Mason, 18	Jefferson, 24	18,717*
81	4/14	Chicago	L	135-151	26-55	Bogut, 25	Deng, 32	16,212
82	4/16	@ Minnesota	L	101-110 (OT)	26-56	Sessions, 25	Foye, 32	17,459

* denotes sellout

GENERAL
INFO

FRONT
OFFICE

PLAYERS

2013-14
SEASON

STATS &
RECORDS

HISTORY

NBA

OPPONENTS

MEDIA

2008-09 MILWAUKEE BUCKS



BACK ROW: Video Coordinator Jason Staudt, Assistant Coach Adrian Griffin, Assistant Coach Joe Wolf, Assistant Coach Jim Boylan, Head Coach Scott Skiles, Assistant Coach Kelvin Sampson, Assistant Coach/Player Development Bill Peterson, Equipment Manager Dwayne Wilson, Assistant Trainer Scott Barthloma. **MIDDLE ROW:** General Manager John Hammond, President Herb Kohl, Luke Ridnour, Salim Stoudamire, Charlie Bell, Michael Redd, Damon Jones, Ramon Sessions, Head Athletic Trainer Marc Boff, Head Strength and Conditioning Coach Jeff Macy. **FRONT ROW:** Luc Richard Mbah a Moute, Keith Bogans, Richard Jefferson, Charlie Villanueva, Andrew Bogut, Francisco Elson, Dan Gadzuric, Malik Allen, Joe Alexander.

REGULAR SEASON (34-48) - 5TH, CENTRAL DIVISION - PLAYOFFS (DNQ)

PLAYER	G-GS	MIN	FG-FGA	PCT	3FG-FTA	PCT	FT-FTA	PCT	DR	TR	AST	PF-QD	STL	BLK	PTS	AVG
Redd	33-32	1203	249-547	.455	70-191	.366	131-161	.814	24	83	107	88	45-0	35	2	699 21.2
Jefferson	82-82	2939	537-1222	.439	116-292	.387	417-518	.805	57	317	374	199	252-0	66	14	1607 19.6
Villanueva	78-47	2095	487-1089	.447	89-258	.345	201-240	.838	154	366	520	137	254-5	50	56	1264 16.2
Sessions	79-39	2173	345-775	.445	6-34	.176	281-354	.794	64	205	269	452	158-0	83	7	977 12.4
Bogut	36-33	1124	183-317	.577	0-0	—	56-98	.571	117	252	369	72	130-2	23	37	422 11.7
Ridnour	72-50	2033	250-621	.403	55-157	.350	133-153	.869	33	185	218	365	200-3	92	16	688 9.6
Bell	70-23	1783	217-524	.414	87-240	.363	66-90	.825	32	102	134	151	138-1	50	7	587 8.4
Mbah a Moute	82-52	2114	272-491	.462	0-4	.000	140-192	.729	189	298	487	87	204-2	87	45	594 7.2
Bogans (TOT)	65-5	1272	119-324	.367	74-218	.339	52-57	.912	31	171	202	64	105-0	43	4	364 5.6
Bogans (MIL)	29-0	485	56-149	.376	32-92	.348	31-33	.939	16	75	91	33	44-0	20	2	175 6.0
Alexander	59-0	716	102-245	.416	16-46	.348	58-83	.699	44	71	115	42	107-1	15	29	278 4.7
Lue	30-0	392	54-119	.454	21-45	.467	12-16	.750	6	29	35	46	41-0	6	0	141 4.7
Gadzuric	67-26	941	117-244	.480	0-2	.000	37-68	.544	95	160	255	39	162-4	32	43	271 4.0
Elson	59-23	977	83-169	.491	1-4	.250	33-39	.846	100	129	229	32	144-1	36	36	200 3.4
Crosby	11-0	77	12-30	.400	5-11	.455	7-11	.636	7	17	24	6	4-0	1	1	36 3.3
Allen	49-3	579	7-170	.429	0-1	.000	10-21	.476	35	68	103	35	89-3	7	12	156 3.2
Gill	6-0	43	6-9	.667	2-3	.667	0-0	—	0	4	4	11	10-3	3	1	14 2.3
Jones	18-0	108	11-34	.324	11-28	.393	0-0	—	0	6	6	7	4-0	3	0	33 1.8
BUCKS	82	19780	3009-6755	.445	511-1408	.363	1613-2067	.780	973	2367	3340	1802	1986-22	609	308	8142 99.3

HIGHLIGHTS:

- The Bucks finished 2008-09 with an eight-game improvement from their 2007-08 record of 26-56. That improvement was tied for the fifth-largest in the NBA in 2008-09. Milwaukee boosted their home win total from the previous season to 22 from 19 and nearly doubled their road win total with 12 from the seven they had in the previous season.
- Milwaukee's defensive numbers improved in points allowed 100.4, 16th in the NBA (103.9, 23rd in 2007-08), field goal percentage 45.8, 16th (48.0, 29th), 3-point percentage 37.8, 23rd (38.4, 21st), steals 7.4, 12th (6.6, 21st), opponent turnovers 16.5, 1st (13.7, 15th) and opponents assist:turnover ratio 1.28:1 (1.70:1).
- Milwaukee tied for the most back-to-backs with 22. The team had eight sets before the calendar shifted to December, a league-high with the next closest teams at six. The Bucks also had a stretch beginning on Nov. 7 where they played their next 10 games as part of back-to-backs (five sets). The last time that happened was 2004-05 when Detroit played seven sets. It hadn't happened to the Bucks since January/February of 1996.
- The Bucks fell one game shy of an odd NBA occurrence that hasn't happened in more than 10 seasons. Starting with a loss to Detroit on Dec. 27 and ending on Jan. 17 at the L.A. Clippers, the club alternated wins and losses for 13 consecutive games, the longest such streak in the team's history. Milwaukee's longest streak of alternating wins and losses was eight games between January and February of 1973. The New York Knicks were the last team to top Milwaukee's mark of 13 games alternating wins and losses, going back-and-forth 14 times in December and January in the 1997-98 season. *Note, although the Bucks won on Dec. 23, that game was included as part of a three-game winning string and doesn't count toward the streak.
- Eight players missed a total of 138 games due to injury/illness. The team's leading scorer for the last five seasons, Michael Redd, missed 49 games. Redd was out 14 games in November with a right ankle sprain and suffered an ACL/MCL tear against Sacramento on Jan. 24, missing the remainder of the season (35 games). Andrew Bogut, the team's leading rebounder the previous two seasons, missed a total of 46 games: three in November with a bone bruise in his left knee and then 43 from early January through the remainder of the season due to a lower back injury.
- The team's main four starters entering the year - Andrew Bogut, Richard Jefferson, Michael Redd and Luke Ridnour played a total of 20 games together and were 11-9. In 36 games with Bogut, they allowed 97.6 points and opponents shot 44.7 percent. Without him those numbers became 104.0 points and 46.9 percent. With Redd in the fold for 33 tilts, Milwaukee averaged 99.4 points while shooting 45.8 percent from the floor. When Redd was out, those numbers became 99.2 points and 43.7 percent.

PLAYOFF RECORD:

- Did not qualify

HONORS:

- None

2008-09 MILWAUKEE BUCKS

REGULAR SEASON DAY-BY-DAY

Gm	Date	Opponent	W-L	Score	Record	Bucks High Scorer	Opp. High Scorer	Atten.
1	10/28	@ Chicago	L	95-108	0-1	Redd, 30	Deng, 21	21,762
2	10/29	@ Oklahoma City	W	98-87	1-1	3 Players, 20	Westbrook/Wilcox, 13	19,136
3	11/1	Toronto	L	87-91	1-2	Redd, 19	Calderon, 25	17,036
4	11/2	@ New York	W	94-86	2-2	Jefferson/Sessions, 18	Richardson, 28	18,190
5	11/5	Washington	W	112-104 (OT)	3-2	Jefferson, 32	Butler, 27	13,895
6	11/7	@ Boston	L	89-101	3-3	Jefferson, 20	Pierce, 18	18,624
7	11/8	Phoenix	L	96-104	3-4	Sessions, 23	O'Neal, 29	17,935
8	11/11	@ Cleveland	L	93-99	3-5	Jefferson, 19	James, 41	19,842
9	11/12	San Antonio	W	82-78	4-5	Jefferson, 19	Duncan, 24	14,036
10	11/14	@ Memphis	W	101-96 (OT)	5-5	Jefferson, 26	Mayo, 25	11,308
11	11/15	Boston	L	97-102 (OT)	5-6	Bogut, 20	Pierce, 27	17,952
12	11/18	@ Denver	L	105-114	5-7	Bell, 25	Kleiza, 25	14,413
13	11/19	@ Utah	L	94-105	5-8	Jefferson, 25	Miles, 25	19,911
14	11/21	New York	W	104-87	6-8	Villanueva, 20	Duhon, 20	14,898
15	11/22	@ Charlotte	W	79-74	7-8	Sessions, 18	Wallace, 18	12,096
16	11/24	@ Orlando	L	101-108	7-9	Jefferson, 25	Howard, 24	16,245
17	11/26	@ Atlanta	L	96-102	7-10	Jefferson, 25	Horford, 21	15,730
18	11/28	@ Detroit	L	97-107	7-11	Jefferson/Sessions, 21	Iverson, 17	22,076
19	11/29	Cleveland	L	85-97	7-12	Redd, 20	James, 32	16,237
20	12/3	Chicago	W	97-90	8-12	Villanueva, 23	Gordon, 22	13,684
21	12/5	Charlotte	W	101-96	9-12	Redd, 25	Richardson, 20	14,875
22	12/7	@ L.A. Lakers	L	92-105	9-13	Alexander, 15	Bryant, 20	18,997
23	12/9	@ Phoenix	L	110-125	9-14	Villanueva, 24	O'Neal, 35	18,422
24	12/10	@ Golden State	L	96-119	9-15	Redd, 27	Jackson, 21	18,375
25	12/13	Indiana	W	121-103	10-15	Redd, 27	Ford, 27	14,921
26	12/15	@ Miami	W	98-83	11-15	Redd, 21	Chalmers, 20	15,029
27	12/17	@ Philadelphia	L	88-93	11-16	Bell/Ridnour, 14	Williams, 25	11,538
28	12/19	@ New York	W	105-81	12-16	Redd, 21	Robinson, 21	19,009
29	12/20	L.A. Clippers	W	119-85	13-16	Jefferson, 22	Thornton, 20	15,014
30	12/23	Utah	W	94-86	14-16	Redd, 27	Kirilenko, 22	14,888
31	12/27	Detroit	L	76-87	14-17	Bogut, 17	Prince, 19	17,086
32	12/30	@ San Antonio	W	100-98	15-17	Redd, 25	Duncan, 22	18,797
33	12/31	@ Houston	L	81-85	15-18	Redd, 20	Yao, 22	18,228
34	1/2	Charlotte	W	103-75	16-18	Redd, 31	Diaw, 16	15,107
35	1/3	@ Charlotte	L	92-102	16-19	Jefferson, 19	Wallace, 24	14,201
36	1/5	Toronto	W	107-97	17-19	Redd, 35	Bosh, 31	12,599
37	1/7	Philadelphia	L	105-110	17-20	Jefferson, 27	Miller, 28	13,381
38	1/9	New Jersey	W	104-102	18-20	Redd, 24	Carter, 23	15,768
39	1/10	@ Minnesota	L	104-106	18-21	Redd, 32	Carney, 22	15,007
40	1/12	@ Washington	W	97-91	19-21	Redd, 29	Young, 30	13,510
41	1/14	Miami	L	99-102	19-22	Ridnour, 25	Cook, 24	15,271
42	1/16	@ Sacramento	W	129-122	20-22	Redd, 44	Martin/Salmons, 24	11,663
43	1/17	@ L.A. Clippers	L	92-101	20-23	Jefferson, 26	Camby/Skinner, 18	16,448
44	1/19	@ Portland	L	85-102	20-24	Jefferson/Villanueva, 23	Oden, 24	20,580
45	1/21	Dallas	W	133-99	21-24	Villanueva, 32	Nowitzki, 30	13,898
46	1/23	@ Atlanta	L	87-117	21-25	Villanueva, 27	Murray, 25	18,556
47	1/24	Sacramento	W	106-104	22-25	Jefferson, 20	Martin, 20	15,379
48	1/26	Minnesota	L	83-90	22-26	Sessions, 18	Jefferson, 23	12,914
49	1/28	@ Indiana	L	99-107	22-27	Villanueva, 28	Ford, 34	12,143
50	1/30	@ Toronto	W	96-85	23-27	Villanueva-26	Bosh, 18	18,791
51	1/31	Atlanta	W	110-107	24-27	Villanueva, 27	Bibby, 24	15,881
52	2/3	@ New Jersey	L	85-99	24-28	Jefferson, 27	Lopez, 22	10,102
53	2/7	Detroit	L	121-126 (OT)	24-29	Sessions, 44	Hamilton, 38	17,297
54	2/9	Houston	W	124-112	25-29	Sessions, 26	Brooks, 23	13,904
55	2/11	Indiana	W	122-110	26-29	Jefferson, 32	Granger, 26	13,486
56	2/17	@ Detroit	W	92-86	27-29	Jefferson, 29	McDyess, 24	20,217
57	2/18	Chicago	L	104-113	27-30	Jefferson, 32	Hinrich, 31	15,309
58	2/20	Cleveland	L	103-111	27-31	Villanueva, 26	James, 55	18,076
59	2/22	Denver	W	120-117	28-31	Villanueva, 36	Anthony, 33	14,891
60	2/25	@ Dallas	L	96-116	28-32	Villanueva, 25	Howard, 27	19,558
61	2/27	@ New Orleans	L	94-95	28-33	Jefferson, 22	West, 28	17,621
62	2/28	Washington	W	109-93	29-33	Villanueva, 25	Jamison, 21	15,970
63	3/3	New Jersey	L	95-99	29-34	Villanueva, 24	Lopez, 24	13,967
64	3/4	@ Cleveland	L	73-91	29-35	Jefferson, 29	James, 23	20,562
65	3/6	@ Chicago	L	102-117	29-36	Jefferson, 27	Gordon, 34	21,186
66	3/7	Golden State	W	127-120	30-36	Jefferson, 35	Crawford, 32	15,569
67	3/10	New York	L	112-120	30-37	Villanueva, 32	Hughes, 39	13,781
68	3/13	New Orleans	L	86-95	30-38	Jefferson, 27	Paul, 30	15,701
69	3/15	Boston	W	86-77	31-38	Villanueva, 19	Perkins, 26	18,134
70	3/18	Orlando	L	80-106	31-39	Villanueva, 17	Howard, 28	13,819
71	3/21	Portland	L	84-96	31-40	Villanueva, 26	Roy, 30	17,809
72	3/25	@ Toronto	L	106-115	31-41	Jefferson, 22	Bargnani, 23	17,401
73	3/27	@ Orlando	L	94-110	31-42	Bell/Sessions, 19	Lewis, 19	17,461
74	3/28	@ Miami	L	85-102	31-43	Jefferson, 32	Wade, 27	18,108
75	3/30	@ New Jersey	W	107-78	32-43	Jefferson, 29	Douglas-Roberts, 14	12,205
76	4/1	L.A. Lakers	L	98-104	32-44	Jefferson, 29	Bryant, 30	18,717*
77	4/2	@ Philadelphia	L	95-105	32-45	Sessions, 18	Williams, 21	17,640
78	4/4	@ Memphis	L	102-107	32-46	Jefferson, 24	Gay, 26	18,717*
79	4/8	Atlanta	L	105-113	32-47	Bogans, 22	Johnson, 30	13,073
80	4/11	Oklahoma City	W	115-98	33-47	Jefferson, 35	Durant, 19	15,418
81	4/13	Orlando	W	98-80	34-47	Jefferson, 24	Lee, 17	14,683
82	4/15	@ Indiana	L	108-115	34-48	Jefferson, 31	Granger, 35	14,161

* denotes sellout

GENERAL
INFO

FRONT
OFFICE

PLAYERS

2013-14
SEASON

STATS &
RECORDS

HISTORY

NBA

OPPONENTS

MEDIA

2009-10 MILWAUKEE BUCKS



BACK ROW: Video Coordinator Jason Staudt, Assistant Coach Adrian Griffin, Assistant Coach Joe Wolf, Assistant Coach Jim Boylan, Head Coach Scott Skiles, Assistant Coach Kelvin Sampson, Assistant Coach/Player Development Bill Peterson, Scout Chris Gilmartin, Assistant Trainer Scott Barthlame. **MIDDLE ROW:** General Manager John Hammond, President Herb Kohl, Brandon Jennings, Luke Ridnour, Jerry Stackhouse, John Salmons, Charlie Bell, Equipment Manager Dwayne Wilson, Head Athletic Trainer Marc Boff, Head Strength and Conditioning Coach Jeff Macy. **FRONT ROW:** Carlos Delfino, Luc Richard Mbah a Moute, Ersan Ilyasova, Kurt Thomas, Andrew Bogut, Primož Brezec, Dan Gadzuric, Darnell Jackson, Royal Ivey. **NOT PICTURED:** Michael Redd

REGULAR SEASON (46-36) - 2ND, CENTRAL DIVISION - PLAYOFFS (3-4)

PLAYER	G-GS	MIN	FG-FGA	PCT	3FG-FA	PCT	FT-FTA	PCT	OR	DR	TR	AST	PF-DQ	STL	BLK	PTS	AVG
Bogut	69-69	2229	473-910	.520	0-2	.000	149-237	.629	208	493	701	127	222-5	39	175	1095	15.9
Jennings	82-82	2671	451-1216	.371	145-388	.374	223-273	.817	49	233	282	470	191-0	105	18	1270	15.5
Salmons (TOT)	81-56	2825	437-991	.441	118-309	.382	253-305	.830	35	235	270	223	166-1	99	26	1245	15.4
Salmons (MIL)	30-28	1129	207-443	.467	45-117	.385	137-158	.867	17	79	96	98	65-1	34	4	596	19.9
Redd	18-12	492	75-213	.352	18-60	.300	47-66	.712	11	43	54	39	24-0	19	2	215	11.9
Delfino	75-66	2279	29-732	.408	134-365	.367	93-119	.782	51	343	394	202	138-0	80	21	825	11.0
Ridnour	82-0	1759	328-686	.478	69-181	.381	127-140	.907	24	119	143	324	182-0	54	7	852	10.4
Ilyasova	81-31	1898	323-729	.443	81-241	.336	113-158	.715	157	360	517	84	251-3	53	23	840	10.4
Warrick	48-6	1024	182-378	.481	1-6	.167	125-172	.727	87	125	212	35	83-0	17	10	490	10.2
Stackhouse	42-0	855	129-316	.408	45-130	.346	55-69	.797	19	81	100	70	56-0	21	9	358	8.5
Bell	71-39	1611	169-443	.381	73-200	.365	48-67	.716	31	101	132	104	136-0	39	12	458	6.5
Mbah a Moute	73-62	1866	177-369	.480	6-17	.353	93-133	.699	171	229	400	81	181-1	60	39	453	6.2
Meeks	41-0	486	64-177	.362	23-82	.280	18-21	.857	5	67	72	22	33-0	13	4	169	4.1
Ukic	13-0	97	14-30	.467	3-12	.250	9-11	.818	0	3	3	12	6-0	1	0	40	3.1
Thomas	70-9	1049	99-208	.476	0-0	—	12-15	.800	84	207	291	47	159-1	26	46	210	3.0
Gadzuric	32-6	314	39-89	.438	0-0	—	10-25	.400	38	54	92	12	63-0	9	13	88	2.8
Ivey (TOT)	44-0	327	35-83	.422	14-35	.400	9-12	.750	6	28	34	27	39-0	19	2	93	2.1
Ivey (MIL)	18-0	90	9-28	.321	2-11	.182	3-5	.600	1	7	8	10	14-0	9	0	23	1.3
Elson	11-0	62	4-13	.308	0-0	—	2-2	1.000	5	8	13	2	7-0	1	0	10	0.9
Brezec (TOT)	21-0	95	9-26	.346	0-0	—	1-6	.167	12	13	25	1	19-0	1	3	19	0.9
Brezec (MIL)	14-0	59	7-13	.538	0-0	—	0-4	.000	6	7	13	1	10-0	0	2	14	1.0
Jackson (TOT)	28-0	122	9-30	.300	1-4	.250	4-6	.667	9	13	22	4	21-0	2	4	23	0.8
Jackson (MIL)	1-0	9	1-5	.200	0-1	.000	0-0	—	1	1	2	0	2-0	0	0	2	2.0
BUCKS	82	19880	3050-6998	.436	645-1813	.356	1264-1675	.755	965	2560	3523	1740	1823-11	580	385	8009	97.7

HIGHLIGHTS:

- The Bucks reached the playoffs for the 26th time in team history. Milwaukee's 46-36 record was a 12-game improvement from its 2008-09 record and a 20-game improvement from the 2007-08 season.
- Rookie Brandon Jennings poured in 55 points on 21-34 from the field, including 7-8 from three and 6-8 from the free throw line, in the Bucks 129-125 win over Golden State on Nov. 14. The 55-point tally was the most by any NBA player in 2009-10 and Jennings became the fastest (seventh game, edging out Wild Chamberlain in eight games) and the youngest (20 years and 52 days) player to top 50 points in a game (LeBron James previously held the record at 20 years and 80 days). His scoring outburst was also the most points by a Bucks rookie (Kareem Abdul-Jabbar had 51 on Feb. 21, 1970) and two shy of Michael Redd's franchise record of 57 (Nov. 11, 2006).
- Center Andrew Bogut swatted away a career-best 175 shots in 69 games (2.5 per game, second in the NBA) after blocking 275 in the first 262 games of his career. He blocked a shot in a franchise record 39-consecutive games, which was the longest streak in the NBA for 2009-10 and the longest since Marcus Camby's 51-game streak in 2007-08. Bogut entered the season outside of the franchise's top-10 block list and is currently in sixth place with 450 career blocks.
- The Bucks set a franchise record with 645 three-pointers made, surpassing the previous best of 593 set in the 2001-02 season. Milwaukee finished the season with a 35.6 3-point percentage (eighth in NBA) and their 7.9 makes per game ranked them sixth in the league. Brandon Jennings (145 makes, a franchise rookie record) and Carlos Delfino (134, career-high) combined for 279 threes, the most by any Bucks duo since Michael Redd (182) and Ray Allen (123) combined for 305 in 2002-03.
- Milwaukee went 23-7 over a 30-game stretch where they didn't lose consecutive games (beginning with the first win following the consecutive losses and ending with the last win). Included in that stretch were two six-game winning streaks and the Bucks were 12-1 during one stretch and extended that to 15-2.
- John Salmons was acquired by Milwaukee at the trade deadline and the Bucks went 22-8 in his 30 regular season games with the team. He averaged 19.9 points on 46.7 percent shooting and 38.5 percent from three while with the Bucks.

PLAYOFF RECORD:

- Lost to Atlanta, First Round, 3-4

HONORS:

- Andrew Bogut - All-NBA Third Team
- Brandon Jennings - NBA All-Rookie First Team, T-Mobile Rookie/Sophomore Challenge at All-Star Weekend, Skills Challenge

2009-10 MILWAUKEE BUCKS

REGULAR SEASON DAY-BY-DAY

Gm	Date	Opponent	W-L	Score	Record	Bucks High Scorer	Opp. High Scorer	Atten.
1	10/30	@ Philadelphia	L	86-99	0-1	Jennings/Redd, 17	Iguodala, 19	14,638
2	10/31	Detroit	W	96-85	1-1	Jennings, 24	Gordon, 26	15,095
3	11/3	@ Chicago	L	81-83	1-2	Jennings, 25	Deng, 24	19,789
4	11/6	@ Minnesota	W	87-72	2-2	Bogut, 17	Flynn, 20	13,758
5	11/7	New York	W	102-87	3-2	Bogut, 22	Lee, 18	15,486
6	11/11	Denver	W	108-102	4-2	Jennings, 32	Anthony, 32	12,987
7	11/14	Golden State	W	129-125	5-2	Jennings, 55	Ellis, 26	14,978
8	11/16	Dallas	L	113-115 (OT)	5-3	Jennings, 25	Nowitzki, 32	13,683
9	11/18	New Jersey	W	99-85	6-3	Bogut/Delfino, 21	Douglas-Roberts, 31	13,479
10	11/20	Charlotte	W	95-88	7-3	Jennings, 29	Jackson/Wallace, 22	15,578
11	11/21	@ Memphis	W	103-98	8-3	Jennings, 26	Gay, 24	11,209
12	11/23	@ San Antonio	L	98-112	8-4	Ilyasova, 20	Duncan, 24	17,677
13	11/25	@ New Orleans	L	99-102 (OT)	8-5	Ridnour, 23	West, 27	14,315
14	11/27	@ Oklahoma City	L	90-108	8-6	Delfino/Warrick, 15	Durant, 33	18,203
15	11/28	Orlando	L	98-100	8-7	Ilyasova/Ridnour, 20	Carter, 25	16,128
16	11/30	Chicago	W	99-97	9-7	Bogut, 22	Salmons, 23	13,684
17	12/2	@ Washington	L	102-104	9-8	Ridnour/Warrick, 20	Arenas, 22	12,272
18	12/4	@ Detroit	L	96-105	9-9	Ridnour, 21	Stuckey, 19	16,557
19	12/6	Cleveland	L	86-101	9-10	Jennings, 24	West, 21	16,625
20	12/8	@ Boston	L	89-98	9-11	Bogut, 25	Garnett, 25	18,624
21	12/9	Toronto	W	117-95	10-11	Jennings, 22	Bosh, 26	12,637
22	12/12	Portland	W	108-101 (2OT)	11-11	Bogut, 27	Aldridge, 31	15,973
23	12/16	L.A. Lakers	L	106-107 (OT)	11-12	Redd, 25	Bryant, 39	16,309
24	12/18	@ Cleveland	L	82-85	11-13	Jennings/Ilyasova, 18	James, 26	20,562
25	12/19	Sacramento	L	95-96	11-14	Delfino, 17	Evans, 24	13,745
26	12/21	@ Indiana	W	84-81	12-14	Bogut, 31	Hibbert, 16	12,836
27	12/23	Washington	L	97-109	12-15	Redd, 32	Butler, 25	13,113
28	12/26	San Antonio	L	97-112	12-16	Warrick, 23	Duncan, 26	14,864
29	12/28	@ Charlotte	L	84-94	12-17	Jennings, 24	Wallace, 21	15,473
30	12/30	@ Orlando	L	92-117	12-18	Jennings, 20	Carter, 25	17,461
31	1/2	Oklahoma City	W	103-97 (OT)	13-18	Redd, 27	Durant, 31	15,264
32	1/5	@ New Jersey	W	98-76	14-18	Bogut, 18	Yi, 22	11,101
33	1/8	Chicago	W	96-93	15-18	Bogut-27	Rose, 25	18,717*
34	1/10	@ L.A. Lakers	L	77-95	15-19	Warrick, 14	Brown, 19	18,997
35	1/11	@ Phoenix	L	101-105	15-20	Warrick, 21	Nash, 30	15,116
36	1/13	@ Portland	L	108-120	15-21	Ilyasova, 24	Roy, 22	20,465
37	1/15	@ Golden State	W	113-104	16-21	Jennings, 25	Ellis, 33	17,455
38	1/16	@ Utah	L	95-112	16-22	Delfino, 28	Miles, 19	19,669
39	1/18	@ Houston	L	98-101 (OT)	16-23	Jennings, 25	Scola, 27	17,187
40	1/20	Toronto	W	113-107	17-23	Bogut, 27	Bosh, 44	12,724
41	1/22	@ Toronto	L	96-101	17-24	Ridnour, 27	Jack, 27	17,819
42	1/23	Minnesota	W	127-94	18-24	Delfino, 24	Flynn, 20	17,742
43	1/26	@ Dallas	L	107-108	18-25	Bogut, 32	Nowitzki, 28	19,799
44	1/27	Philadelphia	W	91-88	19-25	Bell/Jennings, 18	Brand, 26	12,685
45	1/30	Miami	W	95-84	20-25	Warrick, 22	Wade, 21	18,717*
46	2/1	@ Miami	W	97-81	21-25	Bogut, 22	Wade, 23	15,858
47	2/2	@ Orlando	L	82-99	21-26	Bell/Ridnour, 13	Howard, 22	17,461
48	2/5	@ New York	W	114-107	22-26	Ilyasova, 25	Lee, 32	19,247
49	2/6	Indiana	W	93-81	23-26	Bogut, 21	Ford, 20	18,717*
50	2/9	Detroit	L	81-93	23-27	Jennings, 18	Three tied, 18	12,017
51	2/10	@ New Jersey	W	97-77	24-27	Bogut, 22	Harris, 27	12,873
52	2/17	Houston	L	99-127	24-28	Mbah a Moute, 18	Ariza, 22	11,685
53	2/19	@ Detroit	W	91-85	25-28	Salmons, 19	Hamilton, 29	18,701
54	2/20	Charlotte	W	93-88	26-28	Jennings/Salmons, 19	Jackson, 35	17,174
55	2/22	@ New York	W	83-67	27-28	Bogu, 24	McGrady, 15	19,763
56	2/24	New Orleans	W	115-95	28-28	Bogut, 26	Thornnton, 25	11,936
57	2/25	@ Indiana	W	112-110	29-28	Salmons, 20	Granger, 21	14,116
58	2/27	@ Miami	W	94-71	30-28	Salmons, 18	O'Neal, 14	18,883
59	2/28	@ Atlanta	L	102-106 (OT)	30-29	Salmons, 32	Johnson, 24	16,381
60	3/3	Washington	W	100-87	31-29	Salmons, 22	Blatche/Foye, 18	13,247
61	3/5	@ Washington	W	102-74	32-29	Bogut/Delfino, 19	McGee, 13	16,963
62	3/6	Cleveland	W	92-85	33-29	Jennings, 25	Jamison, 30	18,717*
63	3/9	Boston	W	86-84	34-29	Bogut, 25	Rondo, 20	14,316
64	3/12	Utah	W	95-87	35-29	Salmons, 24	Boozer, 26	14,917
65	3/14	Indiana	W	98-94	36-29	Stackhouse, 20	Granger, 29	15,107
66	3/17	@ L.A. Clippers	L	93-101	36-30	Jennings, 21	Kaman, 20	15,241
67	3/19	@ Sacramento	W	114-108 (2OT)	37-30	Jennings, 35	Udrih, 26	12,098
68	3/20	@ Denver	W	102-97	38-30	Salmons, 26	Anthony/Billups, 29	19,390
69	3/22	Atlanta	W	98-95	39-30	Salmons, 32	Johnson, 27	14,186
70	3/24	Philadelphia	L	86-101	39-31	Stackhouse, 15	Green, 16	12,675
71	3/26	Miami	L	74-87	39-32	Salmons, 23	Wade, 30	17,841
72	3/28	Memphis	W	108-103 (OT)	40-32	Jennings, 29	Randolph, 31	17,008
73	3/30	L.A. Clippers	W	107-89	41-32	Ilyasova, 20	Gooden, 20	14,321
74	3/31	@ Cleveland	L	98-101	41-33	Salmons, 28	James, 23	20,562
75	4/2	@ Charlotte	L	86-87 (OT)	41-34	Salmons, 28	Jackson, 32	18,118
76	4/3	Phoenix	W	107-98	42-34	Jennings, 23	Stoudemire, 22	16,436
77	4/6	@ Chicago	W	79-74	43-34	Salmons, 26	Deng, 16	20,268
78	4/7	New Jersey	W	108-89	44-34	Salmons, 22	Harris, 25	16,037
79	4/9	@ Philadelphia	W	95-90	45-34	Delfino, 23	Iguodala, 21	14,217
80	4/10	Boston	L	90-105	45-35	Salmons, 21	Pierce, 24	18,717*
81	4/12	Atlanta	L	96-104	45-36	Salmons, 28	Johnson, 31	14,186
82	4/14	@ Boston	W	106-95	46-36	Ridnour/Stackhouse, 17	Rondo, 21	18,624

* denotes sellout

GENERAL
INFO

FRONT
OFFICE

PLAYERS

2013-14
SEASON

STATS &
RECORDS

HISTORY

NBA

OPPONENTS

MEDIA

2010-11 MILWAUKEE BUCKS



BACK ROW: Video Coordinator Jason Staudt, Assistant Coach Joe Wolf, Assistant Coach Jim Boylan, Head Coach Scott Skiles, Assistant Coach Kelvin Sampson, Assistant Coach Bill Peterson, Assistant Coach Anthony Goldwire, Assistant Trainer Scott Barthlana. **MIDDLE ROW:** General Manager John Hammond, Scout Chris Gilmartin, Brandon Jennings, Keyon Dooling, Michael Redd, John Salmons, Chris Douglas-Roberts, Equipment Manager Dwayne Wilson, Head Athletic Trainer Marc Boff, Head Strength and Conditioning Coach Jeff Macy. **FRONT ROW:** Corey Maggette, Luc Richard Mbah a Moute, Ersan Ilyasova, Larry Sanders, Andrew Bogut, Drew Gooden, Jon Brockman, Carlos Delfino, Earl Boykins

REGULAR SEASON (35-47, 3RD, CENTRAL DIVISION - PLAYOFFS (DNQ))

PLAYER	G-GS	MIN	FG-FGA	PCT	3FG-FA	PCT	FT-FTA	PCT	OR	DR	TR	AST	PF-DQ	STL	BLK	PTS	AVG
Jennings	63-61	2169	361-926	.390	98-303	.323	199-246	.809	42	192	234	305	131-0	95	21	1019	16.2
Salmons	73-70	2554	373-898	.415	83-219	.379	195-240	.813	27	239	266	252	157-1	72	28	1024	14.0
Bogut	65-65	2297	367-742	.495	0-4	.000	96-217	.442	199	521	720	131	217-4	47	168	830	12.8
Maggette	67-18	1401	253-559	.453	28-78	.359	271-325	.834	44	197	241	84	175-2	21	5	805	12.0
Delfino	49-40	1590	200-513	.390	105-284	.370	60-75	.800	24	176	200	112	72-0	76	8	565	11.5
Gooden	35-18	860	156-362	.431	3-20	.150	81-102	.794	73	165	238	47	98-1	21	18	396	11.3
Ilyasova	60-34	1505	221-507	.436	36-121	.298	93-104	.894	105	260	365	56	159-3	51	24	571	9.5
Douglas-Roberts	44-12	884	117-273	.429	15-46	.326	74-89	.831	7	81	88	50	73-0	29	13	323	7.3
Boykins	57-0	862	156-352	.443	27-71	.380	69-82	.841	15	40	55	141	43-0	38	3	408	7.2
Dooling	80-22	1757	206-519	.397	81-234	.346	78-94	.830	12	105	117	243	119-0	54	4	571	7.1
Mbah a Moute	79-52	2093	198-428	.463	0-7	.000	133-188	.707	169	251	420	68	180-0	72	28	529	6.7
Barron	7-0	85	17-37	.459	0-0	—	2-2	1.000	12	10	22	4	10-0	2	2	36	5.1
Redd	10-0	134	18-45	.400	4-17	.235	4-4	1.000	0	8	12	40	2	1	44	4.4	
Sanders	60-12	872	116-268	.433	0-0	—	28-50	.560	59	119	178	16	117-2	22	72	260	4.3
Brockman	63-6	677	48-94	.511	0-0	—	40-59	.678	74	110	184	18	119-1	14	3	136	2.2
Temple	9-0	83	7-21	.333	3-10	.300	0-4	.000	0	6	6	6	8-0	1	1	17	1.9
Skinner	2-0	6	0-0	—	0-0	—	0-0	—	0	0	0	0	0-0	0	0	0	0.0
BUCKS	82	19830	2814-6544	.430	483-1414	.342	1423-1881	.757	862	2480	3342	1545	1682-14	617	399	7534	91.9

HIGHLIGHTS:

- The Bucks finished just two games out of the final playoffs spot in the Eastern Conference. Milwaukee posted a winning record at home for the third consecutive season and for the 12th time in the last 14 seasons.
- The Bucks set franchise records by holding 62 opponents under 100 points (second in the NBA) and 30 under 90 points (fourth in the NBA). From March 16 through April 6 they held a season-best 12 consecutive teams under 100 points (including five under 90). That string was tied for the fourth-longest in team history and is the longest since they went 13 games from Jan. 27 through Feb. 22 in 2006 (franchise record is 16 games in early 1999).
- Andrew Bogut led the league in blocks with a career-high 2.6 per game. Thanks to 168 blocks this season (seventh for a single season in franchise history), Bogut moved from sixth to third place in franchise history with 618 career blocks. Over the course of the year, he passed Randy Breuer (474 blocks, 5th), Kareem Abdul-Jabbar (495, 4th) and Ervin Johnson (586, 3rd). With those 618 career blocks, the Aussie big man joins Alton Lister (804) and Harvey Catchings (710) as the only three players in Bucks history with 600 or more blocks.
- Bucks opponents scored just 92.7 points per game, which was the second-fewest in team history (90.0 in the shortened 98-99 season) and the fewest for a full 82-game season.
- The Bucks blocked 399 shots, their most since the 1993-94 season (407 blocks). Andrew Bogut (168) and Larry Sanders (72) accounted for 240 (60.2 percent) swats. Larry Sanders' 72 blocks were fifth in team history for a rookie (just behind Anthony Avent's 73 in 1992-93) and his eight blocks on Dec. 1 were tied for the second-most in the NBA this season. The last Bucks player to block eight shots was Ervin Johnson on April 7, 1998. Sanders' 4.0 blocks per 48 minutes ranked him fourth in the NBA among players who appeared in at least 60 games.
- The Bucks were hit harder than any other NBA club by injuries, as they lost a total of 275 games to injury/illness this season. Fourteen different players missed time due to injury and no player appeared in all of the team's 82 games. This was the first time since 2007-08 that the Bucks didn't have at least one player reach 82 games. Michael Redd led the club with 71 games missed due to an ACL/MCL tear in his left knee suffered in January of 2010. Drew Gooden missed 41 games with left foot plantar fasciitis, Carlos Delfino missed 33 games total, 32 with a neck strain/concussion-like symptoms, while Ersan Ilyasova (22 games), Brandon Jennings (19) and Andrew Bogut (17) all missed extended time.

PLAYOFF RECORD:

- Did not qualify

HONORS:

- None

2010-11 MILWAUKEE BUCKS

REGULAR SEASON DAY-BY-DAY

Gm	Date	Opponent	W-L	Score	Record	Bucks High Scorer	Opp. High Scorer	Atten.
1	10/27	@ New Orleans	L	91-95	0-1	Delfino, 19	West, 22	15,039
2	10/29	@ Minnesota	L	85-96	0-2	Maggette, 23	Beasley, 21	17,197
3	10/30	Charlotte	W	98-88	1-2	Delfino, 23	Augustin, 26	16,519
4	11/2	Portland	L	76-90	1-3	Maggette, 16	Matthews, 18	13,087
5	11/3	@ Boston	L	102-105 (OT)	1-4	Bogut, 21	Pierce, 28	18,624
6	11/5	@ Indiana	W	94-90	2-4	Salmons, 22	Granger/Collison, 19	14,115
7	11/6	New Orleans	L	81-87	2-5	Bogut, 19	West, 25	16,731
8	11/9	New York	W	107-80	3-5	Jennings, 19	Stoudemire, 19	13,286
9	11/10	@ Atlanta	W	108-91	4-5	Maggette, 20	Pachulia, 16	11,211
10	11/13	Golden State	W	79-72	5-5	Salmons, 26	Ellis, 31	17,049
11	11/16	L.A. Lakers	L	107-118	5-6	Jennings, 31	Bryant, 21	18,059
12	11/19	@ Philadelphia	L	79-90	5-7	Maggette, 20	Young, 23	14,557
13	11/20	Oklahoma City	L	81-82	5-8	Jennings, 25	Harden, 23	16,975
14	11/24	@ Cleveland	L	81-83	5-9	Dooling, 18	M. Williams, 25	20,562
15	11/26	@ Detroit	L	89-103	5-10	Jennings, 25	Stuckey, 18	17,133
16	11/27	Charlotte	W	104-101	6-10	Jennings, 32	Augustin, 26	15,213
17	11/29	@ Utah	L	88-109	6-11	Jennings, 27	Jefferson/Williams, 22	18,497
18	12/1	@ Denver	L	94-105	6-12	Salmons, 21	Nene, 24	14,221
19	12/4	Orlando	W	96-85	7-12	Bogut, 31	Carter, 20	16,218
20	12/6	Miami	L	78-88	7-13	Maggette, 20	Wade, 25	17,167
21	12/8	Indiana	W	97-95	8-13	Jennings, 22	Granger, 26	12,789
22	12/10	Houston	W	97-91	9-13	Bogut, 24	Martin, 23	14,526
23	12/13	@ Dallas	W	103-99	10-13	Jennings, 23	Nowitzki, 30	19,720
24	12/15	@ San Antonio	L	90-92	10-14	Douglas-Roberts, 21	Ginobili, 26	17,644
25	12/18	Utah	L	86-95	10-15	Bogut, 19	Williams, 22	16,004
26	12/20	@ Portland	L	80-106	10-16	Salmons, 23	Aldridge, 29	20,406
27	12/21	@ L.A. Lakers	W	98-79	11-16	Boykins, 22	Bryant, 21	18,997
28	12/23	@ Sacramento	W	84-79	12-16	Boykins, 19	Udrih, 17	12,360
29	12/27	Atlanta	L	80-95	12-17	Salmons, 18	Horford, 18	16,751
30	12/28	@ Chicago	L	77-90	12-18	Salmons, 18	Deng/Boozer, 24	22,091
31	1/1	Dallas	W	99-87	13-18	Boykins, 26	Barea, 29	13,194
32	1/4	@ Miami	L	89-101	13-19	Salmons, 18	Wade, 34	20,215
33	1/5	@ Orlando	L	87-97	13-20	Maggette, 21	Howard, 28	18,846
34	1/7	Miami	L	95-101 (OT)	13-21	Douglas-Roberts, 30	James, 26	18,717*
35	1/8	@ New Jersey	W	115-92	14-21	Douglas-Roberts, 24	Humphries, 22	12,898
36	1/12	San Antonio	L	84-91	14-22	Salmons, 17	Ginobili, 23	14,061
37	1/14	@ Philadelphia	L	94-95	14-23	Maggette, 16	Williams, 25	12,650
38	1/17	@ Houston	L	84-93	14-24	Maggette, 25	Martin, 36	16,186
39	1/19	Washington	W	100-87	15-24	Dooling, 23	Blatche, 23	14,007
40	1/21	@ Cleveland	W	102-88	16-24	Bogut, 23	Jamison/Sessions, 22	20,562
41	1/22	Memphis	L	81-94	16-25	Boykins, 23	Gasol, 24	16,157
42	1/24	@ Chicago	L	83-92	16-26	Douglas-Roberts, 30	Thomas, 22	21,126
43	1/26	Atlanta	W	98-90	17-26	Maggette, 22	Ja. Crawford, 20	13,274
44	1/28	@ Toronto	W	116-110 (OT)	18-26	Maggette, 29	A. Johnson, 24	15,159
45	1/29	New Jersey	W	91-81	19-26	Delfino, 21	Lopez, 26	17,173
46	1/31	@ L.A. Clippers	L	98-105	19-27	Maggette, 25	Griffin, 32	17,218
47	2/2	@ Phoenix	L	77-92	19-28	Ilyasova/Maggette, 15	Gortat, 19	16,422
48	2/3	@ Golden State	L	94-100	19-29	Ilyasova, 23	Ellis, 24	18,008
49	2/5	Detroit	L	78-89	19-30	Bogut, 18	McGrady, 20	15,791
50	2/8	Toronto	W	92-74	20-30	Salmons, 17	Bargnani, 23	11,975
51	2/9	@ Washington	L	85-100	20-31	Jennings, 20	Young, 26	16,108
52	2/11	@ Memphis	L	86-89	20-32	Maggette, 22	Conley, 23	14,749
53	2/12	Indiana	L	97-103	20-33	Delfino, 21	Granger, 30	17,046
54	2/14	L.A. Clippers	W	102-78	21-33	Delfino, 26	Davis, 22	13,111
55	2/16	Denver	L	87-94	21-34	Salmons, 33	Anthony, 38	16,033
56	2/22	Minnesota	W	94-88	22-34	Jennings, 27	Beasley, 21	13,106
57	2/23	@ New York	L	108-114	22-35	Salmons, 27	Anthony, 27	19,763
58	2/26	Chicago	L	75-83	22-36	Mbaha a Moute, 16	Deng, 19	18,717*
59	3/1	Detroit	W	92-90	23-36	Jennings, 21	Stuckey, 25	11,364
60	3/4	Phoenix	L	88-102	23-37	Maggette, 21	Frye/Pietrus, 20	15,011
61	3/6	Boston	L	83-89	23-38	Jennings, 23	Pierce, 23	16,110
62	3/8	@ Washington	W	95-76	24-38	Jennings, 23	Crawford, 22	16,190
63	3/9	Cleveland	W	110-90	25-38	Jennings/Boykins, 18	Samuels, 15	12,497
64	3/12	Philadelphia	W	102-74	26-38	Bogut, 17	Williams, 16	15,832
65	3/13	@ Boston	L	56-87	26-39	Barron, 10	Allen, 17	18,624
66	3/15	@ Atlanta	L	85-110	26-40	Bogut, 21	Johnson, 36	13,590
67	3/16	Orlando	L	89-93 (OT)	26-41	Jennings, 23	Howard, 31	13,831
68	3/18	New Jersey	W	110-95	27-41	Delfino, 26	Lopez, 25	14,563
69	3/20	New York	W	100-95	28-41	Delfino, 30	Stoudemire, 25	18,052
70	3/23	Sacramento	L	90-97	28-42	Delfino, 30	Thornton, 27	14,122
71	3/25	@ New York	W	102-96	29-42	Jennings, 37	Stoudemire, 28	19,763
72	3/26	Chicago	L	87-95	29-43	Salmons, 25	Rose, 30	18,717*
73	3/28	@ Charlotte	L	86-87	29-44	Jennings/Bogut, 26	Jackson, 18	12,368
74	3/30	@ Toronto	W	104-98	30-44	Jennings, 25	Bargnani, 22	15,906
75	4/1	@ Indiana	L	88-89	30-45	Jennings, 20	Granger, 17	11,177
76	4/2	Philadelphia	W	93-87 (OT)	31-45	Salmons, 19	Brand, 20	17,079
77	4/5	@ Orlando	L	72-78	31-46	Gooden, 18	Howard, 18	18,996
78	4/6	@ Miami	W	90-85	32-46	Salmons, 17	James, 29	20,017
79	4/8	@ Detroit	L	100-110	32-47	Jennings, 31	Wilcox, 27	16,266
80	4/9	Cleveland	W	108-101	33-47	Salmons, 32	Davis, 19	18,717*
81	4/11	Toronto	W	93-86	34-47	Salmons, 24	Bayless, 20	13,279
82	4/13	@ Oklahoma City	W	110-106 (OT)	35-47	Jennings, 16	Westbrook, 20	18,203

* denotes sellout

GENERAL
INFO

FRONT
OFFICE

PLAYERS

2013-14
SEASON

STATS &
RECORDS

HISTORY

NBA

OPPONENTS

MEDIA

2011-12 MILWAUKEE BUCKS



BACK ROW: Scout Chris Gilmartin, Video Coordinator Jason Staudt, Equipment Manager Mike Sergo, Assistant Coach Anthony Goldwire, Assistant Coach Bill Peterson, Head Athletic Trainer Marc Boff, Assistant Trainer Scott Barthlams, Head Strength and Conditioning Coach Jeff Macy. **MIDDLE ROW:** General Manager John Hammond, Assistant Coach Joe Wolf, Beno Udrih, Monta Ellis, Brandon Jennings, Shaun Livingston, Carlos Delfino, Head Coach Scott Skiles, Assistant Coach Jim Boylan, Assistant Coach Sidney Moncrief. **FRONT ROW:** Tobias Harris, Jon Brockman, Ersan Ilyasova, Larry Sanders, Drew Gooden, Ekpe Udoh, Mike Dunleavy, Jon Leuer, Luc Richard Mbah a Moute.

REGULAR SEASON (31-35) - 3RD, CENTRAL DIVISION - PLAYOFFS (DNQ)

PLAYER	G-GS	MIN	FG	FGA	PCT	3FG	3FGA	PCT	FT	FTA	PCT	OR	DR	TR	AST	PF	DQ	STL	TO	BLK	PTS	AVG
Ellis (TOT)	58-58	2120	450	1040	.433	62	201	.308	219	275	.796	20	180	200	346	136	0	85	177	18	1181	20.4
Ellis (MIL)	21-21	755	145	336	.432	12	45	.267	68	89	.764	4	69	73	123	52	0	29	54	6	370	17.6
Jennings	66-66	2331	469	1121	.418	129	388	.332	193	239	.808	49	177	226	365	114	0	104	146	22	1260	19.1
Gooden	56-46	1469	287	657	.437	16	55	.291	176	208	.846	130	233	363	144	112	0	46	109	34	766	13.7
Ilyasova	60-41	1655	294	597	.492	51	112	.455	143	183	.781	196	333	529	71	133	2	42	76	44	782	13.0
Dunleavy	55-3	1445	239	504	.474	83	208	.399	116	143	.811	29	175	204	117	87	0	28	58	8	677	12.3
Bogut	12-12	364	61	136	.449	0	1	.000	14	23	.609	22	78	100	31	36	2	12	24	24	136	11.3
Jackson	26-13	712	97	272	.357	30	108	.278	50	60	.833	16	66	82	77	61	1	26	66	6	274	10.5
Delfino	54-53	1537	182	453	.402	86	239	.360	38	48	.792	20	188	208	123	99	1	79	66	10	488	9.0
Mbah a Moute	43-22	1009	133	261	.510	1	4	.250	66	103	.641	77	150	227	29	93	1	40	39	22	333	7.7
Brown (TOT)	9-3	187	21	40	.525	0	0	—	15	34	.441	16	41	57	4	21	0	8	14	0	57	6.3
Udrih	59-0	1080	146	332	.440	17	59	.288	39	55	.709	26	76	102	227	69	0	37	77	1	348	5.9
Udoh (TOT)	63-11	1290	127	295	.431	0	2	.000	86	114	.754	100	154	254	57	174	1	40	53	102	340	5.6
Udoh (MIL)	23-5	463	45	110	.409	0	2	.000	40	50	.800	42	65	107	26	59	0	15	18	37	130	5.7
Livingston	58-27	1092	127	271	.469	2	3	.667	62	79	.785	39	84	123	122	79	0	27	66	20	318	5.5
Harris	42-9	479	79	169	.467	6	23	.261	44	54	.815	30	71	101	22	45	0	13	31	7	208	5.0
Leuer	46-12	555	97	191	.508	3	9	.333	21	28	.750	45	75	120	25	67	0	14	18	17	218	4.7
Sanders	52-0	643	84	184	.457	0	2	.000	18	38	.474	62	98	160	33	133	3	32	43	76	186	3.6
Brockman	35-0	239	15	45	.333	0	1	.000	7	15	.467	33	42	75	9	33	0	4	10	1	37	1.1
Hobson	5-0	39	2	13	.154	0	6	.000	0	0	—	0	3	3	6	1	0	0	2	0	4	0.8
BUCKS	66	15865	2502	5652	.443	436	1265	.345	1095	1415	.774	820	1963	2803	1550	1273	10	548	929	335	6535	99.0
OPPONENTS	66	15865	2449	5453	.449	438	1247	.351	1181	1535	.769	813	2138	2951	1433	1278	5	499	1049	297	6517	98.7

HIGHLIGHTS:

- Milwaukee completed the lockout-shortened season with a winning record at home for the third consecutive year and 13th time in the last 14 seasons. Despite finishing four games out of the eighth seed in the East, the Bucks remained in the postseason hunt until three days before the season ended, when a victory for the Philadelphia 76ers clinched their playoff spot.
- The Bucks tallied 100+ points in 33 games, the first time they had scored over 100 in 30+ games since the 2008-09 season when they did so 36 times. Milwaukee posted a 25-8 record over the 33 games in which they cracked the century mark.
- Milwaukee ranked third in the NBA with 23.48 assists per game and led the league in games with 30 or more assists with 13, five more than the next highest team (Chicago). The Bucks went 12-1 in those games. Additionally, Milwaukee held the spot for the highest single-game total of assists in the NBA during 2011-12 with 38 in a 115-105 win at Cleveland on March 14.
- Forward Ersan Ilyasova had a breakout season, posting career highs in scoring (13.0 ppg), rebounding (8.8 rpg), FG% (.492), 3P% (.455), 20-point games (11) and double-doubles (20) while playing just 27.6 minutes per game. He became the first player to average 12 points and eight rebounds in under 28 minutes since Arvydas Sabonis (14.5 ppg, 8.1 rpg and 23.8 minutes) did so during the 1995-96 season.
- Both Larry Sanders and Ekpe Udoh ranked at the top of the league for reserve players with multi-block games. Udoh was first with 26, and Sanders finished the season close behind at third with 23. The duo ranked No. 1 and 2 in the NBA for reserve players with three-block games - Udoh had 14 and Sanders had 12. Udoh also finished the season ranked 11th in the league for blocks per game with 1.67.
- The Bucks bench ranked near the top of the NBA when looking at stats recorded by hoopstats.com. Milwaukee's reserves averaged 33.8 ppg (9th in NBA), 17.5 rpg (5th), 8.4 apg (T-3rd) and 2.6 bpg (T-3rd). Additionally, the Bucks bench scored an average of 5.2 more points per game than their opponent's bench, good for 5th in the NBA.

PLAYOFF RECORD:

- Did not qualify

HONORS:

- None

2011-12 MILWAUKEE BUCKS

REGULAR SEASON DAY-BY-DAY

Gm	Date	Opponent	W-L	Score	Record	Bucks High Scorer	Opp. High Scorer	Atten.
1	12/26	@ Charlotte	L	95-96	0-1	Jennings, 22	Augustin, 19	17,173
2	12/27	Minnesota	W	98-95	1-1	Jennings, 22	Love, 31	17,352
3	12/30	Washington	W	102-81	2-1	Jennings, 22	Crawford, 24	17,065
4	1/2	@ Denver	L	86-91	2-2	Jackson, 17	Gallinari, 21	14,142
5	1/3	@ Utah	L	73-85	2-3	Gooden, 24	Jefferson, 26	17,756
6	1/5	@ Sacramento	L	100-103	2-4	Jennings, 31	Thornnton, 27	11,813
7	1/7	@ L.A. Clippers	L	86-92	2-5	Jennings, 21	Griffin, 22	19,229
8	1/8	@ Phoenix	L	93-109	2-6	Harris, 15	Gortat, 18	13,420
9	1/10	San Antonio	W	106-103	3-6	Jackson, 34	Parker, 22	11,585
10	1/12	Detroit	W	102-93	4-6	Jennings, 27	Monroe, 32	11,465
11	1/13	@ Dallas	L	76-102	4-7	Jennings, 19	Terry, 17	20,112
12	1/16	@ Philadelphia	L	82-94	4-8	Bogut, 20	Holiday, 24	17,281
13	1/17	Denver	L	95-105	4-9	Jennings, 30	Brewer, 22	11,322
14	1/20	@ New York	W	100-86	5-9	Jennings, 36	Anthony, 35	19,763
15	1/22	@ Miami	W	91-82	6-9	Jennings, 23	James, 28	19,600
16	1/23	Atlanta	L	92-97	6-10	Jennings, 19	J. Johnson, 26	13,048
17	1/25	@ Houston	W	105-99	7-10	Jackson/Jennings, 20	Martin, 29	10,573
18	1/27	@ Chicago	L	100-107	7-11	Jennings, 25	Rose, 34	22,368
19	1/28	L.A. Lakers	W	100-89	8-11	Gooden, 23	Bryant, 27	18,027
20	1/30	Detroit	W	103-82	9-11	Jennings, 21	Stuckey, 19	13,103
21	2/1	Miami	W	105-97	10-11	Jennings, 31	James, 40	16,116
22	2/3	@ Detroit	L	80-88	10-12	Jennings, 20	Knight, 26	13,181
23	2/4	Chicago	L	90-113	10-13	Gooden, 24	Rose, 26	18,717*
24	2/7	Phoenix	L	105-107	10-14	Gooden, 25	Gortat, 21	13,203
25	2/8	@ Toronto	W	105-99	11-14	Delfino, 25	DeRozan, 25	15,291
26	2/10	@ Cleveland	W	113-112(OT)	12-14	Jennings, 24	Jamison, 34	15,195
27	2/11	Orlando	L	94-99	12-15	Gooden, 21	J. Richardson, 31	17,723
28	2/13	Miami	L	96-114	12-16	Delfino, 24	James, 35	16,749
29	2/15	New Orleans	L	89-92	12-17	Ilyasova, 23	Belinelli, 22	12,829
30	2/17	@ Orlando	L	85-94	12-18	Delfino, 16	Howard, 26	18,846
31	2/19	@ New Jersey	W	92-85	13-18	Ilyasova, 29	D. Williams, 26	15,262
32	2/20	Orlando	L	90-93	13-19	Jennings, 22	Howard, 28	13,143
33	2/22	@ Chicago	L	91-110	13-20	Jennings, 20	Boozer, 20	21,507
34	2/28	Washington	W	119-118	14-20	Dunleavy, 28	Booker, 20	13,548
35	2/29	@ Boston	L	96-102	14-21	Ilyasova, 25	Garrett, 25	18,624
36	3/2	@ Atlanta	L	94-99	14-22	Jennings, 34	Smith, 24	13,311
37	3/3	@ Orlando	L	98-114	14-23	Jennings, 27	Howard, 28	18,846
38	3/5	Philadelphia	W	97-93	15-23	Jennings, 33	Williams, 26	12,315
39	3/7	Chicago	L	104-106	15-24	Ilyasova, 32	Rose, 30	15,389
40	3/9	New York	W	119-114	16-24	Ilyasova, 26	Stoudemire, 27	18,717*
41	3/11	@ Toronto	W	105-99	17-24	Ilyasova, 31	DeRozan, 21	17,316
42	3/12	@ New Jersey	W	105-99	18-24	Jennings, 34	Humphries, 31	12,930
43	3/14	Cleveland	W	115-105	19-24	Ilyasova, 22	Irving, 28	15,319
44	3/16	@ Golden State	W	120-98	20-24	Dunleavy, 24	Lee, 22	19,596
45	3/20	@ Portland	W	116-87	21-24	Gooden, 19	Aldridge/Matthews, 21	20,387
46	3/22	Boston	L	91-100	21-25	Jennings, 19	Pierce, 25	15,171
47	3/23	@ Charlotte	W	112-92	22-25	Mbah a Moute, 20	Henderson, 29	13,729
48	3/24	Indiana	L	104-125	22-26	Ilyasova, 22	Hill, 24	16,207
49	3/26	@ New York	L	80-89	22-27	Dunleavy, 26	Anthony, 28	19,763
50	3/27	Atlanta	W	108-101	23-27	Ellis, 33	Smith, 30	12,223
51	3/30	@ Cleveland	W	121-84	24-27	Jennings, 28	Irving, 29	16,099
52	3/31	Memphis	L	95-99	24-28	Jennings, 24	Mayo, 24	17,106
53	4/2	@ Washington	W	112-98	25-28	Jennings, 19	Crawford, 23	16,234
54	4/4	Cleveland	W	107-98	26-28	Ellis, 30	Parker, 27	11,849
55	4/6	Charlotte	W	95-90	27-28	Ellis, 25	Mullens, 31	13,374
56	4/7	Portland	W	116-94	28-28	Jennings/Udrih, 21	Aldridge, 21	14,969
57	4/9	Oklahoma City	L	89-109	28-29	Ilyasova, 18	Westbrook, 26	14,111
58	4/11	New York	L	107-111	28-30	Ellis, 35	Anthony, 32	15,534
59	4/13	@ Detroit	W	113-97	29-30	Gooden, 26	Knight, 25	15,255
60	4/14	Indiana	L	99-105	29-31	Ellis, 20	Hibbert, 23	15,143
61	4/18	@ Washington	L	112-121	29-32	Ellis, 31	Crawford, 32	14,141
62	4/19	@ Indiana	L	109-118	29-33	Jennings, 27	Granger, 29	12,453
63	4/21	New Jersey	W	106-95	30-33	Jennings, 30	Wallace, 18	15,939
64	4/23	Toronto	W	92-86	31-33	Jennings, 25	J. Johnson, 22	13,867
65	4/25	Philadelphia	L	85-90	31-34	Jennings, 19	Turner, 29	13,489
66	4/26	@ Boston	L	74-87	31-35	Harris, 16	Bradley, 14	18,624

* denotes sellout

GENERAL
INFO

FRONT
OFFICE

PLAYERS

2013-14
SEASON

STATS &
RECORDS


HISTORY

NBA

OPPONENTS

MEDIA

2012-13 MILWAUKEE BUCKS



BACK ROW: Assistant Coach Joe Wolf, Equipment Manager Jay Namoc, Video Coordinator Cody Ross, Assistant Coach Bill Peterson, Assistant Coach Anthony Goldwire, Assistant Coach Sidney Moncrief, Assistant Coach Chris Gilmartin, Head Athletic Trainer Marc Boff, Head Strength and Conditioning Coach Jeff Macy, Assistant Trainer Scott Barthlama. **MIDDLE ROW:** General Manager John Hammond, Brandon Jennings, Monta Ellis, Luc Richard Mbah a Moute, Marquis Daniels, J.J. Redick, Ish Smith, Head Coach Jim Boylan, President Herb Kohl. **FRONT ROW:** John Henson, Gustavo Ayón, Drew Gooden, Samuel Dalembert, Joel Przybilla, Larry Sanders, Ersan Ilyasova, Ekpe Udoh, Mike Dunleavy.

REGULAR SEASON (38-44) - 3RD, CENTRAL DIVISION - PLAYOFFS (0-4)

PLAYER	G-GS	MIN	FG	FGA	PCT	3FG	3FGA	PCT	FT	FTA	PCT	OR	DR	TR	AST	PF	DQ	STL	TO	BLK	PTS	AVG
Ellis	82-82	3076	597	1436	.416	94	328	.287	289	374	.773	45	271	316	496	164	0	169	254	36	1577	19.2
Jennings	80-80	2897	497	1247	.399	173	461	.375	230	281	.819	59	187	246	521	155	1	125	203	10	1397	17.5
Redick (TOT)	78-13	2379	382	880	.434	165	451	.366	171	190	.900	17	154	171	296	117	0	38	138	9	1100	14.1
Redick (MIL)	28-2	804	120	298	.403	48	151	.318	56	61	.918	8	44	52	76	47	0	9	33	4	344	12.3
Ilyasova	73-54	2012	371	803	.462	95	214	.444	125	157	.796	154	366	520	117	185	1	68	75	36	962	13.2
Dunleavy	75-3	1943	276	624	.442	128	299	.428	105	128	.820	31	260	291	145	135	0	39	90	35	785	10.5
Sanders	71-55	1937	306	605	.506	0	2	.000	84	136	.618	224	448	672	83	233	3	53	87	201	696	9.8
Udoh	39-0	719	113	238	.475	13	49	.265	24	33	.727	17	61	78	138	39	0	16	53	2	263	6.7
Mbah a Moute	58-45	1326	151	377	.401	13	37	.351	72	126	.571	89	167	256	55	82	0	42	70	14	387	6.7
Dalembert	47-23	765	137	253	.542	1	1	1.000	38	55	.691	105	171	276	21	90	1	17	51	53	313	6.7
Henson	63-9	927	162	336	.482	0	3	.000	56	105	.533	116	181	297	31	83	0	19	47	42	380	6.0
Daniels	59-33	1085	132	351	.376	20	72	.278	40	54	.741	48	102	150	65	77	0	51	45	10	324	5.5
Harris	28-14	325	53	115	.461	7	21	.333	23	26	.885	17	40	57	13	31	0	8	18	7	136	4.9
Udoh	76-9	1312	117	269	.435	0	1	.000	89	119	.748	113	138	251	43	139	1	39	43	85	323	4.3
Ayon (TOT)	55-3	735	92	167	.551	0	0	—	20	50	.400	60	139	199	71	107	0	22	47	17	204	3.7
Ayon (MIL)	12-0	163	25	42	.595	0	0	—	1	12	.083	20	39	59	12	24	0	9	9	4	51	4.3
Lamb	23-0	280	33	95	.347	4	16	.250	8	15	.533	3	14	17	20	27	0	7	16	0	78	3.4
Gooden	16-0	151	20	61	.328	1	5	.200	11	16	.688	13	18	31	6	21	0	5	9	6	52	3.3
Smith (TOT)	52-3	516	56	159	.352	8	27	.296	3	7	.429	12	49	61	87	26	1	21	37	9	123	2.4
Smith (MIL)	16-0	138	17	43	.395	4	10	.400	0	0	—	1	14	15	30	12	1	8	10	3	38	2.4
Przybilla	12-1	68	1	4	.250	0	0	—	0	2	.000	5	16	21	4	10	0	1	4	2	2	0.2
BUCKS	82	19830	3128	7197	.435	601	1670	.360	1251	1700	.7361068	2537	3605	1876	1554	8	685	1156	550	8108	98.9	
OPPONENTS	82	19830	3152	6946	.454	529	1519	.348	1398	1841	.7591019	2757	3776	1893	1567	8	656	1310	362	8231	100.4	

HIGHLIGHTS:

- The Bucks compiled a 38-44 mark for the season and earned the eighth seed in the Eastern Conference playoff race, giving Milwaukee its 27th postseason berth in franchise history. Milwaukee's 21-20 mark at the BMO Harris Bradley Center marked the fifth consecutive season in which the Bucks had a winning record at home (and 14th time in the last 16 years overall).
- Both Brandon Jennings and Monta Ellis were named Eastern Conference Player of the Week twice during the season. The four total honors for the Bucks trailed only the Heat (7), Knicks (5) and Thunder (5) for most in the league during the 2012-13 campaign.
- Larry Sanders finished the 2012-13 campaign with 201 total blocks – the fourth-highest total in franchise history and the first 200-block campaign by a Buck since Elmore Smith had 238 in 1975-76. With Sanders leading the way, the Bucks piled up 550 blocks as a team, surpassing the previous franchise record of 532 set during the 1982-83 season.
- Four Bucks players combined to notch 21 30-point games for Milwaukee: Brandon Jennings (10), Monta Ellis (9), Samuel Dalembert (1) and Ersan Ilyasova (1). That number was the most for a Bucks squad since 2006-07, when four players – Michael Redd (12), Mo Williams (6), Earl Boykins (4) and Ruben Patterson (1) – combined for 27 such games.
- On Nov. 30, Larry Sanders posted the first triple-double of his career by nothing 10 points, 12 rebounds and 10 blocked shots at Minnesota. The 10 blocks tied Kareem Abdul-Jabbar's single-game Bucks franchise record.
- The Bucks earned their first win in Phoenix since the 1986-87 season with a 98-94 victory on Jan. 17, snapping a skid of 24 consecutive road losses to the Suns.

PLAYOFF RECORD:

- Lost to Miami in the First Round, 0-4

HONORS:

- None

2012-13 MILWAUKEE BUCKS

REGULAR SEASON DAY-BY-DAY

Gm	Date	Opponent	W-L	Score	Record	Bucks High Scorer	Opp. High Scorer	Atten.
1	11/2	@ Boston	W	99-88	1-0	Jennings, 21	Garnett, 15	18,624
2	11/3	Cleveland	W	105-102	2-0	Dunleavy, 29	Irving, 27	17,086
3	11/7	Memphis	L	90-108	2-1	Jennings, 19	Randolph/Speights, 18	11,465
4	11/9	@ Washington	W	101-91	3-1	Ellis, 22	Beal, 22	14,531
5	11/10	Boston	L	92-96	3-2	Ellis, 32	Pierce, 25	14,589
6	11/12	@ Philadelphia	W	105-96	4-2	Jennings, 33	Jr. Holiday, 25	15,086
7	11/14	Indiana	W	99-85	5-2	Ellis/Jennings, 16	T. Hansbrough, 17	11,573
8	11/17	New Orleans	W	117-113	6-2	Ellis/Jennings, 22	Davis, 28	14,731
9	11/19	@ Charlotte	L	98-102	6-3	Ellis, 31	Sessions, 23	11,248
10	11/21	@ Miami	L	106-113 (OT)	6-4	Jennings, 19	James/Wade, 28	19,971
11	11/24	Chicago	L	86-93	6-5	Jennings, 23	Boozer/Hamilton, 22	14,812
12	11/26	@ Chicago	W	93-92	7-5	Ilyasova, 18	Hamilton, 30	21,485
13	11/28	New York	L	88-102	7-6	Jennings/Udrih, 18	Anthony, 29	11,439
14	11/30	@ Minnesota	L	85-85	7-7	Ellis/Jennings, 18	Ridnour/Shved, 16	16,418
15	12/1	Boston	W	91-88	8-7	Sanders, 18	Pierce, 19	16,581
16	12/3	@ New Orleans	L	81-102	8-8	Jennings, 25	Anderson, 22	12,321
17	12/5	@ San Antonio	L	99-110	8-9	Ellis, 21	Parker/Neal, 22	18,349
18	12/7	Charlotte	W	108-93	9-9	Ilyasova, 21	Henderson, 19	13,371
19	12/9	@ Brooklyn	W	97-88	10-9	Jennings, 26	D. Williams, 18	16,390
20	12/12	Sacramento	W	98-85	11-9	Jennings, 19	Evans, 17	11,491
21	12/14	@ Cleveland	W	90-86	12-9	Ellis, 33	Irving, 26	14,146
22	12/15	L.A. Clippers	L	85-111	12-10	Daniels, 16	Barnes, 21	13,691
23	12/18	Indiana	W	98-93	13-10	Jennings, 34	Hill, 18	11,739
24	12/19	@ Memphis	L	80-90	13-11	Jennings, 26	Randolph, 15	16,007
25	12/21	@ Boston	W	99-94 (OT)	14-11	Ellis, 27	Pierce, 35	18,624
26	12/22	Cleveland	L	82-94	14-12	Ellis, 37	Waiters, 18	14,176
27	12/26	Brooklyn	W	108-93	15-12	Jennings, 25	Lopez, 21	13,102
28	12/29	Miami	W	104-85	16-12	Jennings, 25	James, 26	18,717*
29	12/30	@ Detroit	L	94-96	16-13	Ellis, 30	Prince, 20	14,219
30	1/2	San Antonio	L	110-117	16-14	Jennings, 31	Duncan, 28	15,084
31	1/4	Houston	L	101-115	16-15	Jennings, 16	Harden, 29	15,867
32	1/5	@ Indiana	L	80-95	16-16	Ellis, 21	Hibbert, 20	15,329
33	1/8	Phoenix	W	108-99	17-16	Jennings, 29	Dragic, 21	13,014
34	1/9	@ Chicago	W	104-96	18-16	Jennings, 35	Boozer, 22	21,570
35	1/11	Detroit	L	87-103	18-17	Jennings/Udrih, 15	Monroe, 26	15,681
36	1/13	@ Toronto	W	107-96	19-17	Jennings/Henson, 19	DeRozan, 23	17,384
37	1/15	@ L.A. Lakers	L	88-104	19-18	Ellis, 17	Howard/Bryant, 31	18,997
38	1/17	@ Phoenix	W	98-94	20-18	Ellis, 24	Brown, 20	15,963
39	1/19	@ Portland	W	110-104	21-18	Jennings, 30	Lillard, 26	20,487
40	1/22	Philadelphia	W	110-102	22-18	Ilyasova, 27	Turner, 23	13,080
41	1/25	@ Cleveland	L	108-113	22-19	Ilyasova, 30	Irving, 35	15,098
42	1/26	Golden State	W	109-102	23-19	Ellis/Jennings, 20	Curry, 26	16,937
43	1/29	@ Detroit	W	117-90	24-19	Jennings, 30	Drummond, 18	15,479
44	1/30	Chicago	L	88-104	24-20	Ilyasova, 18	Robinson, 24	17,640
45	2/1	@ New York	L	86-96	24-21	Ilyasova, 19	Anthony, 25	19,033
46	2/2	Orlando	W	107-98	25-21	Ellis, 21	Vucevic, 20	14,321
47	2/5	@ Denver	L	104-112	25-22	Dalembert, 35	Gallinari/Lawson, 22	15,272
48	2/6	@ Utah	L	86-100	25-23	Jennings/Ilyasova, 17	Jefferson/Millsap, 19	18,571
49	2/9	Detroit	L	100-105	25-24	Jennings, 26	Calderon, 23	15,511
50	2/11	Washington	L	90-102	25-25	Ellis, 24	Beal, 28	13,842
51	2/13	Philadelphia	W	94-92	26-25	Ellis, 27	Turner, 20	15,114
52	2/19	@ Brooklyn	L	111-113 (OT)	26-26	Jennings, 34	J. Johnson, 24	17,334
53	2/20	Brooklyn	L	94-97	26-27	Jennings, 31	D. Williams, 23	14,563
54	2/23	Atlanta	L	102-103	26-28	Ilyasova, 19	Teague/Horford, 23	18,289
55	2/26	@ Dallas	W	95-90	27-28	Ellis, 22	Nowitzki, 21	19,870
56	2/27	@ Houston	W	110-107	28-28	Ellis, 27	Harden, 25	15,463
57	3/2	Toronto	W	122-114 (OT)	29-28	Ilyasova, 29	Anderson, 21	16,165
58	3/4	Utah	W	109-108 (OT)	30-28	Ellis, 34	Favors, 23	13,926
59	3/6	@ L.A. Clippers	L	101-117	30-29	Ellis, 22	Crawford, 25	19,060
60	3/9	@ Golden State	W	103-93	31-29	Jennings, 31	Landry/Thompson, 18	19,596
61	3/10	@ Sacramento	W	115-113	32-29	Ellis, 29	Cousins, 24	14,761
62	3/12	Dallas	L	108-115	32-30	Ellis, 32	Carter, 23	14,154
63	3/13	@ Washington	L	93-106	32-31	Ellis, 26	Wall, 23	14,506
64	3/15	Miami	L	94-107	32-32	Ilyasova, 26	Bosh/James, 28	18,717*
65	3/17	Orlando	W	115-109	33-32	Ellis, 39	Afflalo, 24	15,591
66	3/19	Portland	W	102-95	34-32	Jennings, 24	Matthews, 28	14,397
67	3/20	@ Atlanta	L	90-98	34-33	Jennings, 21	Teague, 27	11,920
68	3/22	@ Indiana	L	78-102	34-34	Ellis, 22	T. Hansbrough, 22	18,165
69	3/24	Atlanta	L	99-104	34-35	Ellis, 20	Horford, 24	17,587
70	3/27	@ Philadelphia	L	92-100	34-36	Ellis, 29	Jr. Holiday/Wilkins, 18	16,640
71	3/28	L.A. Lakers	W	113-103	35-36	Sanders, 21	Bryant, 30	16,884
72	3/30	Oklahoma City	L	99-109	35-37	Ilyasova, 29	Durant, 30	17,578
73	4/1	Charlotte	W	131-102	36-37	Sanders, 24	Walker, 27	15,315
74	4/3	Minnesota	L	98-107	36-38	Ilyasova, 29	Pekovic, 27	15,386
75	4/5	@ New York	L	83-101	36-39	Jennings, 25	Anthony, 41	19,033
76	4/6	Toronto	W	100-83	37-39	Ellis, 22	Anderson, 14	16,746
77	4/9	@ Miami	L	83-94	37-40	Jennings, 30	James, 28	19,834
78	4/10	@ Orlando	L	103-113 (OT)	37-41	Ellis, 21	Vucevic/Harris, 30	17,127
79	4/12	@ Atlanta	L	104-109	37-42	Ellis, 27	Smith/Teague, 24	16,908
80	4/13	@ Charlotte	L	85-95	37-43	Dunleavy, 19	Walker, 21	14,680
81	4/15	Denver	L	111-112	37-44	Ellis, 38	Lawson, 26	16,517
82	4/17	@ Oklahoma City	W	95-89	38-44	Henson, 28	Jackson, 23	18,203

* denotes sellout

GENERAL
INFO

FRONT
OFFICE

PLAYERS

2013-14
SEASON

STATS &
RECORDS

HISTORY

NBA

OPPONENTS

MEDIA

ALL-TIME ROSTER

ALAA ABDELNABY - 6-10 - 240 - Born 6/24/68 - Duke - Drafted by Portland, First Round, 1990

Season	G-GS	MIN	FGM-A	PCT	FTM-A	PCT	OFF-DEF	TOT	AST	PF-D	ST	TO	BS	TP	RPG	APG	PPG
92-93	12-0	159	26-56	.464	12-16	.750	12-25	37	10	24-0	6	13	4	64	3.1	0.8	5.3

Three-point field goals: 0-1 (.000)

KAREEM ABDUL-JABBAR - 7-2 - 232 - Born 4/16/47 - UCLA - Drafted by Milwaukee, First Round, 1969

Season	G-GS	MIN	FGM-A	PCT	FTM-A	PCT	OFF-DEF	TOT	AST	PF-D	ST	TO	BS	TP	RPG	APG	PPG
69-70	82	3534	938-1810	.518	485-743	.653	---	1190	337	283-8	---	---	---	2361	14.5	4.1	28.8
70-71	82-82	3288	1063-1843	.577	470-681	.690	---	1311	272	264-4	---	---	---	2596	16.0	3.3	31.7
71-72	81-81	3583	1159-2019	.574	504-732	.689	---	1346	370	235-1	---	---	---	2822	16.6	4.6	34.8
72-73	76-76	3254	982-1772	.554	328-460	.713	---	1224	379	208-0	---	---	---	2292	16.1	5.0	30.2
73-74	81-81	3548	948-1759	.539	295-420	.702	287-891	1178	386	238-2	112	---	283	2191	14.5	4.8	27.0
74-75	65-64	2747	812-1584	.513	325-426	.763	194-718	912	264	205-2	65	---	212	1949	14.0	4.1	30.0
Total	467	19954	5902-10787	.547	2407-3462	.695	---	7161	2008	1433-17	177	---	495	14211	15.3	4.3	30.4

PLAYOFFS

69-70	10	435	139-245	.567	74-101	.733	---	168	41	25-1	---	---	---	352	16.8	4.1	35.2
70-71	14	577	152-295	.515	68-101	.673	---	238	35	45-0	---	---	---	372	17.0	2.5	26.6
71-72	11	510	139-318	.437	38-54	.704	---	200	56	35-0	---	---	---	316	18.2	5.1	28.7
72-73	6	276	59-138	.428	19-35	.543	---	97	17	26-0	---	---	---	137	16.2	2.8	22.8
73-74	16	758	224-402	.557	67-91	.736	67-186	253	78	41-0	20	---	39	515	15.8	4.9	32.2
Total	57	2556	713-1398	.510	266-382	.696	---	956	227	172-1	20	---	39	1692	16.8	4.0	29.7

ALL-STAR

69-70	1	18	4-8	.500	2-2	1.000	---	11	4	6-1	---	---	---	10	11.0	4.0	10.0
70-71	1	30	8-16	.500	3-4	.750	---	14	1	2-0	---	---	---	19	14.0	1.0	19.0
71-72	1	19	5-10	.500	2-2	1.000	---	7	2	0-0	---	---	---	12	7.0	2.0	12.0
72-73 - Selected - DNP																	
73-74	1	23	7-11	.636	0-0	.000	1-7	8	6	2-0	1	---	1	14	8.0	6.0	14.0
74-75	1	19	3-10	.300	1-2	.500	5-5	10	3	2-0	0	---	1	7	10.0	3.0	7.0
Total	5	109	27-55	.491	8-10	.800	---	50	16	12-1	1	---	2	62	10.0	3.2	12.4

JEFF ADRIEN - 6-7 - 243 - Born 2/10/86 - Connecticut - Not Drafted

Season	G-GS	MIN	FGM-A	PCT	FTM-A	PCT	OFF-DEF	TOT	AST	PF-D	ST	TO	BS	TP	RPG	APG	PPG
13-14	28-12	705	121-235	.515	63-94	.670	69-149	218	31	73-0	17	31	21	305	7.8	1.1	10.9

Three-point field goals: None attempted.

JOE ALEXANDER - 6-8 - 230 - Born 12/26/86 - West Virginia - Drafted by Milwaukee, First Round, 2008

Season	G-GS	MIN	FGM-A	PCT	FTM-A	PCT	OFF-DEF	TOT	AST	PF-D	ST	TO	BS	TP	RPG	APG	PPG
08-09	59-0	716	102-245	.416	58-83	.699	44-71	115	42	107-1	15	52	29	278	1.9	0.7	4.7

Three-point field goals: 16-46 (.348)

LUCIUS ALLEN - 6-2 - 175 - Born 9/26/47 - UCLA - Drafted by Seattle, First Round, 1969

Season	G-GS	MIN	FGM-A	PCT	FTM-A	PCT	OFF-DEF	TOT	AST	PF-D	ST	TO	BS	TP	RPG	APG	PPG
70-71	61-3	1162	178-398	.447	77-110	.700	---	152	161	108-0	---	---	---	433	2.5	2.6	7.1
71-72	80-58	2316	441-874	.505	198-259	.764	---	254	333	214-2	---	---	---	1080	3.2	4.7	13.5
72-73	80-78	2693	547-1130	.484	143-200	.715	---	279	426	188-1	---	---	---	1237	3.5	5.3	15.5
73-74	72-69	2388	526-1062	.495	216-274	.788	89-202	291	374	215-2	137	---	22	1268	4.0	5.2	17.6
74-75	10-10	342	68-164	.415	31-37	.838	9-22	31	53	23-0	14	---	1	167	3.1	5.3	16.7
Total	303-218	8901	1760-3628	.485	665-880	.756	98-224	1007	1347	848-5	151	---	23	4185	3.3	4.4	13.8

PLAYOFFS

70-71	14	312	41-81	.506	20-28	.714	---	40	52	30-0	---	---	---	102	2.9	3.7	7.3
71-72	11	386	78-166	.470	41-54	.759	---	38	42	30-0	---	---	---	197	3.5	3.8	17.9
72-73	6	203	36-89	.405	22-28	.786	---	16	21	15-0	---	---	---	94	2.7	3.5	15.7
Total	31	901	155-336	.461	83-110	.755	---	94	115	75-0	---	---	---	436	4.4	3.6	12.7

MALIK ALLEN - 6-10 - 255 - Born 6/27/78 - Villanova - Not Drafted

Season	G-GS	MIN	FGM-A	PCT	FTM-A	PCT	OFF-DEF	TOT	AST	PF-D	ST	TO	BS	TP	RPG	APG	PPG
08-09	49-3	579	73-170	.429	10-21	.476	35-68	103	35	89-3	7	20	12	156	2.1	0.7	3.2

Three-point field goals: 0-1 (.000).

RAY ALLEN - 6-5 - 205 - Born 7/20/75 - Connecticut - Drafted by Minnesota, First Round, 1996

Season	G-GS	MIN	FGM-A	PCT	FTM-A	PCT	OFF-DEF	TOT	AST	PF-D	ST	TO	BS	TP	RPG	APG	PPG
96-97	82-81	2532	390-908	.430	205-249	.823	97-229	326	210	218-0	75	149	10	1102	4.0	2.6	13.4
97-98	82-82	3287	563-1315	.428	342-391	.875	127-278	405	356	244-2	111	263	12	1602	4.9	4.3	19.5
98-99	50-50	1719	303-673	.450	176-195	.903	57-155	212	178	117-0	53	122	7	856	4.2	3.6	17.1
99-00	82-82	3070	642-1411	.455	353-398	.887	83-276	359	308	187-1	110	183	19	1809	4.4	3.8	22.1
00-01	82-82	3129	628-1309	.480	348-392	.888	101-327	428	374	192-2	124	204	20	1806	5.2	4.6	22.0
01-02	69-67	2525	530-1148	.462	214-245	.873	81-231	312	271	157-0	88	159	18	1503	4.5	3.9	21.8
02-03	47-46	1683	351-903	.437	178-195	.913	45-173	218	164	149-2	57	117	11	1003	4.6	3.5	21.3
Total	494-490	17945	3407-7567	.450	1816-2065	.879	591-1669	2260	1861	1264-7	618	1197	97	9681	4.6	3.8	19.6

Three-point field goals: 117-298 (.393) '96-97; 134-368 (.364) '97-98; 74-208 (.356) '98-99; 172-407 (.423) '99-00; 202-467 (.433) 2000-01; 229-528 (.434) '01-02; 123-311 (.395) '02-03. Total 1051-2587 (.406).

PLAYOFFS

98-99	3-3	120	25-47	.532	8-13	.615	8-14	22	13	9-0	3	11	1	67	7.3	4.3	22.3
99-00	5-5	186	40-90	.444	20-22	.909	10-23	33	13	10-0	8	9	0	110	6.6	2.6	22.0
00-01	18-18	768	158-331	.477	79-96	.919	19-55	74	108	44-0	24	43	10	452	4.1	6.0	25.1
Total	26-26	1074	223-468	.476	107-121	.884	37-92	129	134	63-0	35	63	11	629	5.0	5.2	24.2

Three-point field goals: 9-19 (.474) '98-99; 10-26 (.385) '99-00; 57-119 (.479) 2000-01. Total 76-164 (.463).

ALL-STAR

2000	1-0	17	4-13	.308	5-6	.833	1-0	1	2	2-0	3	3	1	14	1.0	2.0	14.0
2001	1-0	19	7-15	.467	0-0	.000	1-2	3	2	0-0	1	1	1	15	3.0	5.0	15.0
2002	1-0	25	6-17	.353	0-0	.000	1-2	3	5	3-0	3	1	0	15	3.0	5.0	15.0
Total	03-0	61	17-45	.378	5-6	.833	3-4	7	9	5-0	7	5	2	44	2.3	3.0	14.7

Three-point field goals: 1-6 (.167) 2000; 1-7 (.143) 2001; 3-10 (.300) 2002. Total 5-23 (.217).

NOTE:

All-Time Roster stats only include games played with Milwaukee.

RAFER ALSTON - 6-2 - 173 - Born 7/24/76 - Fresno State - Drafted by Milwaukee, Second Round, 1998

Season	G-GS	MIN	FGM-A	PCT	FTM-A	PCT	OFF-DEF	TOT	AST	PF-D	ST	TO	BS	TP	RPG	APG	PPG
99-00	27-0	361	27-95	.284	5-8	.625	5-18	23	70	29-0	12	29	0	60	0.9	2.6	2.2
00-01	37-2	288	30-84	.357	9-13	.692	4-27	31	68	27-0	13	20	0	77	0.8	1.8	2.1
01-02	50-7	600	66-191	.346	18-29	.621	10-62	72	143	42-0	32	40	2	177	1.4	2.9	3.5
Total	114-9	1249	123-370	.332	30-46	.652	19-107	126	281	98-0	57	89	2	314	1.1	2.5	2.8

Three-point field goals: 3-14 (.214) '99-00; 8-30 (.267) '00-01; 27-71 (.380) '01-02. Total 38-115 (.330).

PLAYOFFS

99-00	4-0	16	0-3	.000	0-2	.000	0-0	0	1	1-0	0	1	0	0	0.0	0.3	0.0
00-01	5-0	8	0-1	.000	0-0	.000	0-0	0	1	0-0	0	2	0	0	0.0	0.3	0.0
Total	9-0	24	0-4	.000	0-2	.000	0-0	0	2	1-0	0	3	0	0	0.0	0.2	0.0

Three-point field goals: 0-1 (.000) '99-00.

GREG ANDERSON - 6-10 - 240 - Born 6/22/64 - Houston - Drafted by San Antonio, First Round, 1987

Season	G-GS	MIN	FGM-A	PCT	FTM-A	PCT	OFF-DEF	TOT	AST	PF-D	ST	TO	BS	TP	RPG	APG	PPG
89-90	60-28	1291	219-432	.507	91-170	.535	112-261	373	24	176-3	32	80	54	529	6.2	0.4	8.8
90-91	26-0	247	27-73	.370	16-28	.571	26-49	75	3	29-0	8	22	9	70	2.9	0.1	2.7
Total	86-28	1538	246-505	.487	107-198	.540	138-310	448	27	205-3	40	102	63	599	5.2	0.3	6.9

Three-point field goals: 0-1 (.000) '90-91.

PLAYOFFS

89-90	4-0	101	13-19	.684	7-14	.500	6-18	24	0	19-2	1	4	4	33	6.0	0.0	8.3
-------	-----	-----	-------	------	------	------	------	----	---	------	---	---	---	----	-----	-----	-----

Three-point field goals: None attempted.

GREG ANTHONY - 6-1 - 180 - Born 11/15/67 - UNLV - Drafted by New York, First Round, 1991

Season	G-GS	MIN	FGM-A	PCT	FTM-A	PCT	OFF-DEF	TOT	AST	PF-D	ST	TO	BS	TP	RPG	APG	PPG
01-02	24-3	553	70-188	.372	13-21	.619	6-38	44	79	42-0	29	36	1	172	1.8	3.3	7.2

Three-point field goals: 19-73 (.260).

NATE ARCHIBALD - 6-1 - 165 - Born 9/2/48 - El Paso - Drafted by Cincinnati, Second Round, 1970

Season	G-GS	MIN	FGM-A	PCT	FTM-A	PCT	OFF-DEF	TOT	AST	PF-D	ST	TO	BS	TP	RPG	APG	PPG
83-84	46-46	1038	136-279	.487	64-101	.634	16-60	76	160	78-0	33	78	0	340	1.7	3.5	7.4

Three-point field goals: 4-18 (.222).

JOHN ARTHURS - 6-4 - 185 - Born 8/15/47 - Tulane - Drafted by Milwaukee, Sixth Round, 1969

Season	G-GS	MIN	FGM-A	PCT	FTM-A	PCT	OFF-DEF	TOT	AST	PF-D	ST	TO	BS	TP	RPG	APG	PPG
69-70	11	86	12-35	.343	11-15	.733	---	14	17	15-0	---	---	---	35	1.3	1.5	3.2

ANTHONY AVENT - 6-9 - 235 - Born 10/18/69 - Seton Hall - Drafted by Atlanta, First Round, 1991

Season	G-GS	MIN	FGM-A	PCT	FTM-A	PCT	OFF-DEF	TOT	AST	PF-D	ST	TO	BS	TP	RPG	APG	PPG
92-93	82-78	2285	347-802	.433	112-172	.651	180-332	512	91	237-0	57	140	73	806	6.2	1.1	9.8
93-94	33-20	695	92-228	.404	61-79	.772	60-94	154	33	60-0	16	43	20	245	4.7	1.0	7.4
Total	115-98	2980	439-1030	.426	173-251	.689	240-426	666	124	297-0	73	183	93	1051	5.8	1.1	9.1

Three-point field goals: 0-2 (.000) '92-93.

GUSTAVO AYÓN - 6-10 - 250 - Born 4/1/85 - Mexico - Not Drafted

Season	G-GS	MIN	FGM-A	PCT	FTM-A	PCT	OFF-DEF	TOT	AST	PF-D	ST	TO	BS	TP	RPG	APG	PPG
12-13	12-0	163	25-42	.595	1-12	.083	20-39	59	12	24-0	9	9	4	51	4.9	1.0	4.3

Three-point field goals: None attempted.

PLAYOFFS

12-13	3-0	7	2-4	.500	0-0	---	0-0	0	0	0-0	0	0	0	4	0.0	0.0	1.3
-------	-----	---	-----	------	-----	-----	-----	---	---	-----	---	---	---	---	-----	-----	-----

Three-point field goals: None attempted.

VIN BAKER - 6-10 - 244 - Born 11/23/71 - Hartford - Drafted by Milwaukee, First Round, 1993

Season	G-GS	MIN	FGM-A	PCT	FTM-A	PCT	OFF-DEF	TOT	AST	PF-D	ST	TO	BS	TP	RPG	APG	PPG
93-94	82-63	2560	435-869	.501	234-411	.569	277-344	621	163	231-3	60	162	114	1105	7.6	2.0	13.5
94-95	82-82	3361	594-1229	.483	256-432	.593	289-557	846	1296	277-5	86	221	116	1451	10.3	3.6	17.7
95-96	82-82	3319	699-1429	.489	321-479	.670	263-545	808	212	272-3	68	216	91	1729	9.9	2.6	21.1
96-97	78-78	3159	632-1251	.505	358-521	.687	267-537	804	211	275-8	81	245	112	1637	10.3	2.7	21.0
Total	324-305	12399	2360-4778	.494	1169-1843	.634	1096-1983	3079	882	1055-19	295	844	433	5922	9.5	2.7	18.3

Three-point field goals: 1-5 (.200) '93-94; 7-24 (.292) '94-95; 10-48 (.208) '95-96; 15-54 (.278) '96-97. Total 33-131 (.252).

ALL-STAR

1995	1-0	11	0-2	.000	2-4	.500	0-2	2	0	1-0	0	0	1	2	2.0	0.0	2.0
1996	1-0	14	2-5	.400	3-4	1.000	0-2	2	2	4-0	1	0	0	6	2.0	2.0	6.0
1997	1-0	24	8-12	.667	3-4	.750	7-5	12	1	2-0	0	0	0	19	12.0	1.0	19.0
Total	3-0	49	10-19	.526	7-10	.700	7-9	16	3	7-0	1	0	1	27	5.3	1.0	9.0

EARL BARRON - 7-0 - 245 - Born 8/14/81 - Memphis - Not Drafted

Season	G-GS	MIN	FGM-A	PCT	FTM-A	PCT	OFF-DEF	TOT	AST	PF-D	ST	TO	BS	TP	RPG	APG	PPG
10-11	7-0	85	17-37	.459	2-2	1.000	12-10	22	4	10-0	2	2	2	36	3.1	0.6	5.1

Three-point field goals: None attempted.

JON BARRY - 6-5 - 204 - Born 7/25/69 - Georgia Tech - Drafted by Boston, First Round, 1992

Season	G-GS	MIN	FGM-A	PCT	FTM-A	PCT	OFF-DEF	TOT	AST	PF-D	ST	TO	BS	TP	RPG	APG	PPG
92-93	47-0	552	76-206	.369	33-49	.673	10-33	43	68	57-0	35	42	3	206	0.9	1.4	4.4
93-94	72-7	1242	158-382	.414	97-122	.795	36-110	146	168	110-0	102	83	17	445	2.0	2.3	6.2
94-95	52-0	602	57-134	.425	61-80	.763	15-34	49	85	54-0	30	41	4	191	0.9	1.6	3.7
Total	171-7	2396	291-722	.403	191-251	.761	61-177	238	321	221-0	167	166	24	842	1.4	1.9	4.9

Three-point field goals: 21-63 (.333) '92-93; 32-115 (.278) '93-94; 16-48 (.333) '94-95; Total 69-226 (.305).

GENERAL
INFO

FRONT
OFFICE

PLAYERS

2013-14
SEASON

STATS &
RECORDS

HISTORY

NBA

OPPONENTS

MEDIA

ALL-TIME ROSTER

CHARLIE BELL - 6-2 - 200 - Born 3/12/79 - Michigan State - Not Drafted

Season	G-GS	MIN	FGM-A	PCT	FTM-A	PCT	OFF-DEF	TOT	AST	PF-D	ST	TO	BS	TP	RPG	APG	PPG
05-06	59-6	1283	180-410	.439	63-89	.708	21-99	120	130	126-1	59	41	5	494	2.0	2.2	8.4
06-07	82-64	2848	426-974	.437	131-168	.780	57-181	238	247	213-0	97	105	4	1110	2.9	3.0	13.5
07-08	68-5	1628	185-486	.381	70-87	.805	31-136	167	210	121-1	52	76	2	514	2.5	3.1	7.6
08-09	70-23	1783	217-524	.414	68-80	.825	32-103	135	151	138-1	50	76	7	587	1.9	2.2	8.4
09-10	71-39	1611	169-443	.381	48-67	.716	31-101	132	104	136-0	39	54	12	459	1.9	1.5	6.5

Three-point field goals: 71-168 (.423) '05-06; 127-361 (.352) '06-07; 74-217 (.341) '07-08; 87-240 (.363) '08-09; 73-200 (.365) '09-10. Total 432-1186 (.364).

PLAYOFFS

05-06	5-0	108	17-43	.395	7-7	1.000	2-1	3	7	15-0	3	4	2	46	0.6	1.4	9.2
09-10	3-0	8	0-2	.000	0-0	---	0-0	0	0	2-0	0	0	0	0	0.0	0.0	0.0
Total	8-0	116	17-45	.378	7-7	1.000	2-1	3	7	17-0	3	4	2	46	0.4	0.9	5.8

Three-point field goals: 5-11 (.455) '05-06; 0-1 (.000) '09-10; Total 5-12 (.417).

BENOIT BENJAMIN - 7-0 - 264 - Born 11/22/64 - Creighton - Drafted by LA Clippers, First Round, 1985

Season	G-GS	MIN	FGM-A	PCT	FTM-A	PCT	OFF-DEF	TOT	AST	PF-D	ST	TO	BS	TP	RPG	APG	PPG
95-96	70-58	1492	223-429	.520	101-138	.732	110-326	436	48	184-0	35	110	70	547	6.2	0.7	7.8

Three-point field goals: 0-3 (.000).

KENT BENSON - 6-10 - 235 - Born 12/27/54 - Indiana - Drafted by Milwaukee, First Round, 1977

Season	G-GS	MIN	FGM-A	PCT	FTM-A	PCT	OFF-DEF	TOT	AST	PF-D	ST	TO	BS	TP	RPG	APG	PPG
77-78	69-22	1288	220-473	.465	92-141	.652	89-206	295	99	177-1	69	119	54	532	4.3	1.4	7.8
78-79	82-65	2132	413-798	.518	180-245	.735	187-397	584	204	280-4	89	156	81	1006	7.1	2.5	12.3
79-80	56-48	1389	213-431	.494	66-97	.680	96-237	333	127	178-1	54	106	74	492	5.9	2.3	8.8
Total	207-135	4809	846-1802	.469	338-483	.700	372-840	1212	330	635-6	212	381	209	2030	5.9	1.6	9.9

Three-point field goals: 0-1 (.000) '79-80.

PLAYOFFS

77-78	9-0	103	11-23	.478	6-11	.545	5-10	15	3	20-0	5	6	3	28	1.6	0.3	3.1
-------	-----	-----	-------	------	------	------	------	----	---	------	---	---	---	----	-----	-----	-----

Three-point field goals: None attempted

DELMER BESHORE - 5-11 - 165 - Born 11/29/56 - California State (PA) - Not Drafted

Season	G-GS	MIN	FGM-A	PCT	FTM-A	PCT	OFF-DEF	TOT	AST	PF-D	ST	TO	BS	TP	RPG	APG	PPG
78-79	1-0	1	0-0	.000	0-0	.000	0-0	0	0	0-0	0	0	0	0	0.0	0.0	0.0

STEVE BLAKE - 6-3 - 172 - Born 2/26/80 - Maryland - Drafted by Washington, Second Round, 2003

Season	G-GS	MIN	FGM-A	PCT	FTM-A	PCT	OFF-DEF	TOT	AST	PF-D	ST	TO	BS	TP	RPG	APG	PPG
06-07	33-2	583	45-129	.349	11-20	.550	7-38	45	84	49-0	10	28	3	120	1.4	2.6	3.6

Three-point field goals: 19-68 (.279)

JOHN BLOCK - 6-10 - 220 - Born 4/16/44 - Southern California - Drafted by LA Lakers, Second Round, 1966

Season	G-GS	MIN	FGM-A	PCT	FTM-A	PCT	OFF-DEF	TOT	AST	PF-D	ST	TO	BS	TP	RPG	APG	PPG
71-72	79-6	1524	233-530	.440	206-275	.749	---	410	95	213-4	---	---	---	672	5.2	1.2	8.5
Playoffs																	
71-72	11	156	20-52	.385	15-18	.833	---	55	6	15-0	---	---	---	55	5.0	0.5	5.0

KEITH BOGANS - 6-15 - 215 - Born 5/12/80 - Kentucky - Drafted by Milwaukee, Second Round, 2003

Season	G-GS	MIN	FGM-A	PCT	FTM-A	PCT	OFF-DEF	TOT	AST	PF-D	ST	TO	BS	TP	RPG	APG	PPG
08-09	29-0	485	56-149	.376	31-33	.939	16-74	90	33	44-0	20	22	2	175	3.1	1.1	6.0

Three-point field goals: 32-92 (.348).

ANDREW BOGUT - 7-0 - 260 - Born 11/28/84 - Utah - Drafted by Milwaukee, First Round, 2005

Season	G-GS	MIN	FGM-A	PCT	FTM-A	PCT	OFF-DEF	TOT	AST	PF-D	ST	TO	BS	TP	RPG	APG	PPG
05-06	82-77	2348	323-606	.533	122-194	.629	189-384	573	192	259-3	49	125	68	768	7.0	2.3	9.4
06-07	66-66	2258	348-629	.553	112-194	.577	168-416	584	198	216-6	49	150	35	809	8.8	3.0	12.3
07-08	78-78	2720	465-910	.511	189-322	.587	245-518	763	199	254-5	64	172	135	1119	9.8	2.6	14.3
08-09	36-33	1124	183-317	.577	56-98	.571	117-252	369	72	130-2	23	86	37	422	10.3	2.0	11.7
09-10	69-69	2229	473-910	.520	149-237	.629	208-493	701	127	222-5	39	131	175	1095	10.2	1.8	15.9
10-11	65-65	2297	367-742	.495	96-217	.442	199-521	720	131	217-4	47	125	168	830	11.1	2.0	12.8
11-12	12-12	364	61-136	.449	14-23	.609	22-78	100	31	36-2	12	24	24	136	8.3	2.6	11.3
Total	408-400	13340	2220-4250	.522	738-1285	.574	1148-2662	3810	950	1334-27	283	813	642	5179	9.3	2.3	12.7

Three-point field goals: 0-3 (.000) '05-06; 1-5 (.200) '06-07; 0-7 (.000) '07-08; 0-0 (---) '08-09; 0-2 (.000) '09-10; 0-4 (.000) '10-11; 0-1 (.000) '11-12. Total 1-22 (.045).

PLAYOFFS

05-06	5-5	172	20-46	.435	3-8	.375	9-22	31	17	21-1	3	8	0	43	6.2	3.4	8.6
-------	-----	-----	-------	------	-----	------	------	----	----	------	---	---	---	----	-----	-----	-----

Three-point field goals: None attempted

CALVIN BOOTH - 6-11 - 231 - Born 5/7/76 - Penn State - Drafted by Washington, Second Round, 1999

Season	G-GS	MIN	FGM-A	PCT	FTM-A	PCT	OFF-DEF	TOT	AST	PF-D	ST	TO	BS	TP	RPG	APG	PPG
04-05	17-0	189	15-29	.517	12-16	.750	13-36	49	4	23-0	4	8	12	42	2.9	0.2	2.5

Three-point field goals: None attempted

BOB BOOZER - 6-8 - 215 - Born 4/26/37 - Kansas State - Drafted by Cincinnati, First Round, 1959

Season	G-GS	MIN	FGM-A	PCT	FTM-A	PCT	OFF-DEF	TOT	AST	PF-D	ST	TO	BS	TP	RPG	APG	PPG
70-71	80-5	1775	290-645	.450	148-181	.818	---	435	128	216-0	---	---	---	728	5.4	1.6	9.1

PLAYOFFS

70-71	14	283	41-85	.482	22-29	.759	---	74	17	35-0	---	---	---	104	5.3	1.2	7.4
-------	----	-----	-------	------	-------	------	-----	----	----	------	-----	-----	-----	-----	-----	-----	-----

EARL BOYKINS - 5-5 - 133 - Born 6/2/76 - Eastern Michigan - Not Drafted

Season	G-GS	MIN	FGM-A	PCT	FTM-A	PCT	OFF-DEF	TOT	AST	PF-D	ST	TO	BS	TP	RPG	APG	PPG
06-07	35-19	1154	167-391	.427	101-114	.886	26-50	76	159	61-1	31	68	0	489	2.2	4.5	14.0
10-11	57-0	862	156-352	.443	69-82	.841	15-40	55	141	43-0	38	52	3	408	1.0	2.5	7.2
Total	92-19	2016	323-743	.435	170-196	.867	41-90	131	300	104-1	69	120	3	897	1.4	3.3	9.8

Three-point field goal: 54-129 (.419) '06-07; 27-71 (.380) '10-11; Total 81-200 (.405).

ALL-TIME ROSTER

DUDLEY BRADLEY - 6-6 - 195 - Born 3/19/57 - North Carolina - Drafted by Indiana, First Round, 1979

Season	G-GS	MIN	FGM-A	PCT	FTM-A	PCT	OFF-DEF	TOT	AST	PF-D	ST	TO	BS	TP	RPG	APG	PPG
86-87	68-2	900	76-213	.357	47-58	.810	31-71	102	66	18-2	105	34	8	212	1.5	1.0	3.1
87-88	2-0	5	0-1	.000	0-0	.000	0-1	1	1	2-0	0	0	0	0	0.5	0.5	0.0
Total	70-2	905	76-214	.355	47-58	.810	31-72	103	67	120-2	105	34	8	212	1.5	1.0	3.0

Three-point field goals: 13-50 (.260) '86-87; 0-1 (.000) '87-88; Total 13-51 (.255).

PLAYOFFS																	
86-87	12-0	46	4-11	.364	1-2	.500	0-0	0	2	0-0	3	1	0	9	0.0	0.2	0.8

Three-point field goals: 0-6 (.000).

TERRELL BRANDON - 5-11 - 173 - Born 5/20/70 - Oregon - Drafted by Cleveland, First Round, 1991

Season	G-GS	MIN	FGM-A	PCT	FTM-A	PCT	OFF-DEF	TOT	AST	PF-D	ST	TO	BS	TP	RPG	APG	PPG
97-98	50-48	1784	339-731	.464	132-156	.846	23-153	176	387	120-1	111	145	17	841	3.5	7.7	16.8
98-99	15-14	505	85-208	.409	26-31	.839	11-42	53	104	25-0	24	36	3	203	3.5	6.9	13.5
Total	65-62	2289	424-939	.452	158-187	.845	34-195	229	491	145-1	135	181	20	1044	3.5	7.6	16.1

Three-point field goals: 31-93 (.333) '97-98; 7-28 (.250) '98-99; Total 38-121 (.314).

TIM BREAU - 6-7 - 235 - Born 9/19/70 - Wyoming - Not Drafted

Season	G-GS	MIN	FGM-A	PCT	FTM-A	PCT	OFF-DEF	TOT	AST	PF-D	ST	TO	BS	TP	RPG	APG	PPG
97-98	6-0	30	4-11	.364	1-2	.500	0-2	2	2	1-0	2	1	1	10	0.3	0.3	1.7

Three-point field goals: 1-3 (.333).

RANDY BREUER - 7-3 - 258 - Born 10/11/60 - Minnesota - Drafted by Milwaukee, First Round, 1983

Season	G-GS	MIN	FGM-A	PCT	FTM-A	PCT	OFF-DEF	TOT	AST	PF-D	ST	TO	BS	TP	RPG	APG	PPG
83-84	57-8	472	8-177	.384	32-46	.696	48-61	109	17	98-1	11	35	38	168	1.9	0.3	2.9
84-85	78-0	1083	162-317	.511	89-127	.701	92-164	256	40	179-4	21	63	82	413	3.3	0.5	5.3
85-86	82-63	1792	272-570	.477	141-198	.712	159-299	458	114	214-2	50	122	116	885	5.6	1.4	8.4
86-87	76-10	1467	241-497	.485	118-202	.584	129-221	350	47	229-9	56	100	61	600	4.6	0.6	7.9
87-88	81-73	2258	390-788	.495	188-286	.657	191-360	551	103	198-3	46	107	107	968	6.8	1.3	12.0
88-89	48-4	513	86-179	.480	28-51	.549	51-84	135	22	59-0	9	29	37	200	2.8	0.5	4.2
89-90	30-8	554	86-186	.462	32-51	.627	43-84	127	13	63-0	9	28	33	204	4.2	0.4	6.8
Total	452-166	8139	1305-2714	.481	628-961	.653	713-1273	1986	356	1040-19	202	484	474	3228	4.4	0.8	7.1

Three-point field goals: 0-1 (.000) '85-86; 0-1 (.000) '86-87; Total 0-2 (.000).

PLAYOFFS																	
83-84	12-0	66	11-26	.423	3-5	.600	6-11	17	4	18-0	0	2	6	25	1.4	0.3	2.1
84-85	8-0	104	15-26	.577	14-21	.667	9-15	24	0	15-0	2	8	2	44	3.0	0.0	5.5
85-86	14-14	318	46-86	.535	26-38	.684	20-40	60	11	38-1	11	13	18	118	4.3	0.8	8.4
86-87	12-2	156	16-33	.485	8-12	.667	9-22	31	4	32-1	7	4	9	40	2.6	0.3	3.3
87-88	4-0	47	9-16	.563	1-6	.167	2-10	12	1	7-0	1	1	2	19	3.0	0.3	4.8
88-89	9-1	162	17-32	.531	5-13	.385	9-31	40	5	17-0	2	2	6	39	4.4	0.6	4.3
Total	59-17	853	114-219	.521	57-95	.600	55-129	184	25	127-2	23	30	43	285	3.1	0.4	4.8

Three-point field goals: None attempted.

PRIMOZ BREZEC - 7-1 - 255 - Born 10/2/79 - Slovenia - Drafted by Indiana, First Round, 2000

Season	G-GS	MIN	FGM-A	PCT	FTM-A	PCT	OFF-DEF	TOT	AST	PF-D	ST	TO	BS	TP	RPG	APG	PPG
09-10	14-0	59	7-13	.538	0-4	.000	6-7	13	1	10-0	0	2	2	14	1.2	0.0	0.9

Three-point field goals: None attempted.

PLAYOFFS																	
09-10	4-0	25	4-7	.571	1-2	.500	1-2	3	0	5-0	1	0	0	9	0.8	0.0	2.3

Three-point field goals: None attempted.

FRANK BRICKOWSKI - 6-9 - 248 - Born 8/14/59 - Penn State - Drafted by New York, Third Round, 1981

Season	G-GS	MIN	FGM-A	PCT	FTM-A	PCT	OFF-DEF	TOT	AST	PF-D	ST	TO	BS	TP	RPG	APG	PPG
90-91	75-73	1912	372-706	.527	198-248	.798	129-297	426	131	255-4	86	160	43	942	5.7	1.7	12.6
91-92	65-60	1556	306-584	.524	125-163	.767	97-247	344	122	223-11	60	112	23	740	5.3	1.9	11.4
92-93	66-64	2075	456-836	.545	195-268	.728	120-285	405	196	235-8	80	202	44	1115	6.1	3.0	16.2
93-94	43-40	1441	251-521	.482	148-191	.775	53-226	279	165	165-3	52	125	16	653	6.5	3.8	15.2
Total	249-237	6984	1385-2647	.523	666-870	.766	359-1055	1454	614	878-26	278	599	126	3450	5.8	2.5	13.9

Three-point field goals: 0-2 (.000) '90-91; 3-6 (.500) '91-92; 8-26 (.308) '92-93; 3-18 (.167) '93-94; Total 14-52 (.269).

PLAYOFFS																	
90-91	3-3	110	24-45	.533	7-14	.500	5-21	26	3	16-1	1	6	2	55	8.7	1.0	18.3

Three-point field goals: 0-2 (.000).

JUNIOR BRIDGEMAN - 6-5 - 210 - Born 9/17/53 - Louisville - Drafted by LA Lakers, First Round, 1975

Season	G-GS	MIN	FGM-A	PCT	FTM-A	PCT	OFF-DEF	TOT	AST	PF-D	ST	TO	BS	TP	RPG	APG	PPG
75-76	81-18	1646	286-651	.439	128-161	.795	113-181	294	157	235-3	52	---	21	700	3.6	1.9	8.6
76-77	82-48	2410	491-1094	.449	197-228	.864	129-287	416	205	221-3	82	---	26	1179	5.1	2.5	14.4
77-78	82-3	1876	476-947	.503	166-205	.810	114-176	290	175	202-1	72	176	30	1118	3.5	2.1	13.6
78-79	82-5	1963	540-1067	.506	189-228	.829	113-184	297	163	184-2	88	138	41	1269	3.6	2.0	15.5
79-80	81-7	2316	594-1243	.478	230-266	.865	104-197	301	237	216-3	94	172	20	1423	3.7	2.9	17.6
80-81	77-1	2215	537-1102	.487	213-241	.884	78-221	289	234	182-2	88	150	28	1290	3.8	3.0	16.8
81-82	41-4	924	209-433	.483	89-103	.864	37-68	125	109	91-0	28	64	3	511	3.0	2.7	12.5
82-83	70-5	1855	421-856	.492	164-196	.837	44-202	246	207	155-0	40	122	9	1007	3.5	3.0	14.4
83-84	81-10	2431	509-1094	.465	196-243	.807	80-252	332	265	224-2	53	148	14	1220	4.1	3.3	15.1
86-87	34-4	418	79-171	.462	15-20	.750	14-38	52	35	50-0	10	15	2	175	1.5	1.0	5.1
Total	711-105	18054	4142-8658	.478	1588-1891	.840	826-1816	2642	1787	760-16	607	985	194	9892	3.7	2.5	13.9

Three-point field goals: 5-27 (.185) '79-80; 3-21 (.143) '80-81; 4-9 (.444) '81-82; 1-13 (.077) '82-83; 6-31 (.194) '83-84; 1-6 (.167) '86-87; Total 20-107 (.187).

OPPONENTS

PLAYOFFS																	
75-76	3-0	67	9-20	.450	5-9	.556	4-7	11	5	10-0	1	---	0	23	3.6	1.7	7.7
77-78	9-0	178	44-91	.484	6-8	.750	6-12	18	11	31-0	9	8	2	94	2.0	1.2	10.4
79-80	5-0	124	20-56	.357	11-15	.733	4-15	19	17	17-0	5	14	2	51	3.8	3.4	10.2
80-81	7-0	183	42-91	.462	13-16	.813	6-9	15	23	27-0	6	11	0	98	2.1	3.3	14.0
81-82	Did not play - injured																
82-83	9-4	308	61-130	.469	28-30	.933	21-24	45	28	26-1	10	19	2	152	5.0	3.1	16.9
83-84	16-4	499	80-193	.456	53-65	.815	12-52	64	44	37-1	6	22	5	230	4.0	2.8	14.4
Total	49-8	1359	256-581	.441	106-143	.741	53-119	172	128	148-2	37	74	11	648	3.5	2.6	13.2

Three-point field goals: 0-1 (.000) '79-80; 1-1 (.000) '80-81; 2-5 (.400) '82-83; 1-9 (.111) '83-84; Total 4-16 (.250).

GENERAL
INFO

FRONT
OFFICE

PLAYERS

2013-14
SEASON

STATS &
RECORDS

HISTORY

NBA

OPINIONS

MEDIA

ALL-TIME ROSTER

JON BROCKMAN - 6-7 - 255 - Born 3/20/87 - Washington - Drafted by Portland, Second Round, 2009

Season	G-GS	MIN	FGM-A	PCT	FTM-A	PCT	OFF-DEF	TOT	AST	PF-D	ST	TO	BS	TP	RPG	APG	PPG
10-11	63-6	677	48-94	.511	40-59	.678	74-110	184	18	119-1	14	24	3	136	2.9	0.3	2.2
11-12	35-0	239	15-45	.333	7-15	.467	33-42	75	9	33-0	4	10	1	37	2.1	0.3	1.1
Total	98-6	916	63-139	.453	47-74	.635	107-152	259	27	152-1	18	34	4	173	2.6	0.3	1.8

Three-point field goals: 0-0 (---) *10-11; 0-1 (.000) *11-12; Total 0-1 (.000).

GARY BROKAW - 6-4 - 178 - Born 1/11/54 - Notre Dame - Drafted by Milwaukee, First Round, 1974

Season	G-GS	MIN	FGM-A	PCT	FTM-A	PCT	OFF-DEF	TOT	AST	PF-D	ST	TO	BS	TP	RPG	APG	PPG
74-75	73-36	1639	234-514	.455	126-184	.685	36-111	147	221	76-3	31	---	18	594	2.0	3.0	8.1
75-76	75-10	1468	237-519	.457	159-227	.700	26-99	125	246	138-1	37	---	17	633	1.7	3.3	8.4
76-77	41-7	891	130-324	.401	105-137	.766	10-54	64	111	85-0	22	---	23	365	1.6	2.7	8.9
Total	189-53	3998	601-1357	.443	390-548	.712	72-264	336	578	399-4	90	---	58	1592	1.8	3.1	8.4

PLAYOFFS

75-76	3	108	23-37	.622	17-18	.944	0-11	11	24	10-0	3	---	3	63	3.7	8.0	21.0
-------	---	-----	-------	------	-------	------	------	----	----	------	---	-----	---	----	-----	-----	------

CHUCKY BROWN - 6-8 - 215 - Born 2/29/68 - NC State - Drafted by Cleveland, Second Round, 1989

Season	G-GS	MIN	FGM-A	PCT	FTM-A	PCT	OFF-DEF	TOT	AST	PF-D	ST	TO	BS	TP	RPG	APG	PPG
96-97	60-1	674	65-128	.508	39-59	.661	38-94	132	24	86-1	9	15	20	170	2.2	0.4	2.8

Three-point field goals: 1-6 (.167).

TONY BROWN - 6-3 - 195 - Born 7/29/60 - Arkansas - Drafted by New Jersey, Fourth Round, 1982

Season	G-GS	MIN	FGM-A	PCT	FTM-A	PCT	OFF-DEF	TOT	AST	PF-D	ST	TO	BS	TP	RPG	APG	PPG
88-89	29-0	274	36-73	.493	18-23	.783	15-14	29	21	28-0	12	10	4	92	1.0	0.7	3.2
89-90	61-10	635	88-206	.427	38-56	.679	39-33	72	41	79-0	32	51	4	219	1.2	0.7	3.6
Total	90-10	909	124-279	.444	56-79	.709	54-47	101	62	107-0	44	61	8	31	1.1	0.7	3.5

Three-point field goals: 2-7 (.286) *88-89; 5-20 (.250) *89-90; Total 7-27 (.259).

PLAYOFFS

88-89	6-0	69	4-11	.364	3-4	.750	2-5	7	6	9-1	1	0	0	11	1.2	1.0	1.8
89-90	2-0	13	1-3	.333	0-0	.000	0-0	0	0	3-0	2	0	0	3	0.0	0.0	1.5
Total	8-0	82	5-14	.357	3-4	.750	2-5	7	6	12-1	3	0	0	14	1.2	1.0	1.8

Three-point field goals: 0-1 (.000) *88-89; 1-1 (.100) *89-90; Total 1-2 (.500).

QUINN BUCKNER - 6-3 - 205 - Born 8/20/54 - Indiana - Drafted by Milwaukee, First Round, 1976

Season	G-GS	MIN	FGM-A	PCT	FTM-A	PCT	OFF-DEF	TOT	AST	PF-D	ST	TO	BS	TP	RPG	APG	PPG
76-77	79-67	2095	299-689	.434	83-154	.539	91-173	264	372	291-5	192	---	21	681	3.3	4.7	8.6
77-78	82-82	2072	314-671	.468	131-203	.645	78-169	247	456	287-6	188	228	19	759	3.0	5.6	9.3
78-79	81-81	1757	251-553	.454	79-125	.632	57-153	210	468	224-1	156	208	17	581	2.6	5.8	7.2
79-80	67-67	1690	306-655	.467	105-143	.734	69-169	238	383	202-1	135	149	4	719	3.6	5.7	10.7
80-81	82-82	2384	471-956	.493	149-203	.734	88-210	298	384	271-3	197	236	3	1092	3.6	4.7	13.3
81-82	70-70	2156	396-822	.482	110-168	.655	77-173	250	328	218-2	174	180	3	906	3.6	4.7	13.0
Total	461-449	12154	2037-4346	.469	657-996	.660	460-1047	1507	2391	1493-18	1042	1001	67	4738	3.3	5.2	10.3

Three-point field goals: 2-5 (.400) *79-80; 1-6 (.167) *80-81; 4-15 (.267) *81-82; Total 7-26 (.269).

PLAYOFFS

77-78	9-9	257	43-86	.500	15-23	.652	3-24	27	62	30-0	18	39	1	101	3.0	6.9	11.2
79-80	7-7	165	18-53	.340	7-11	.636	6-10	16	31	20-0	15	13	0	43	2.3	4.4	6.1
80-81	7-7	183	26-60	.433	11-16	.688	5-15	20	35	26-1	11	14	0	63	2.9	5.0	9.0
Total	23-23	605	87-199	.434	33-50	.660	14-49	63	128	76-1	44	66	1	207	2.7	5.6	8.8

Three-point field goals: 0-1 (.000) *79-80.

CARON BUTLER - 6-7 - 217 - Born 3/13/80 - Connecticut - Drafted by Miami, First Round, 2002

Season	G-GS	MIN	FGM-A	PCT	FTM-A	PCT	OFF-DEF	TOT	AST	PF-D	ST	TO	BS	TP	RPG	APG	PPG
13-14	34-13	821	137-354	.387	47-56	.839	16-142	158	56	64-0	23	52	11	374	4.6	1.6	11.0

Three-point field goals: 53-147 (.361).

JASON CAFFEY - 6-8 - 256 - Born 6/12/73 - Alabama - Drafted by Chicago, First Round, 1995

Season	G-GS	MIN	FGM-A	PCT	FTM-A	PCT	OFF-DEF	TOT	AST	PF-D	ST	TO	BS	TP	RPG	APG	PPG
00-01	70-33	1460	179-367	.488	142-211	.673	135-218	353	53	184-8	38	77	25	500	5.0	0.8	7.1
01-02	23-0	283	36-72	.500	27-43	.628	24-26	50	12	39-0	4	19	5	99	2.2	0.5	4.3
02-03	51-16	894	113-248	.456	69-106	.651	68-108	176	38	122-3	19	56	15	295	3.5	0.7	5.8
Total	144-49	2637	328-687	.477	238-360	.661	227-352	579	103	345-11	61	152	45	894	4.0	0.7	6.2

Three-point field goals: 0-0 (.000) *00-01; 0-1 (.000) *01-02; 0-0 (.000) *02-03; Total 0-1 (.000).

PLAYOFFS

00-01	18-0	297	24-63	.381	20-31	.645	31-43	74	14	44-0	3	15	5	68	4.1	0.8	3.8
-------	------	-----	-------	------	-------	------	-------	----	----	------	---	----	---	----	-----	-----	-----

Three-point field goals: None Attempted.

JIMMY CARRUTH - 6-10 - 265 - Born 11/4/69 - Virginia Tech - Not Drafted

Season	G-GS	MIN	FGM-A	PCT	FTM-A	PCT	OFF-DEF	TOT	AST	PF-D	ST	TO	BS	TP	RPG	APG	PPG
96-97	4-0	21	2-3	.667	1-1	1.000	0-4	4	0	4-0	0	1	2	5	1.0	0.0	1.3

Three-point field goals: None attempted.

FRED CARTER - 6-3 - 185 - Born 2/14/45 - Mount St. Mary's - Drafted by Baltimore, Third Round, 1969

Season	G-GS	MIN	FGM-A	PCT	FTM-A	PCT	OFF-DEF	TOT	AST	PF-D	ST	TO	BS	TP	RPG	APG	PPG
76-77	47-8	875	166-399	.416	58-77	.753	45-48	93	104	96-0	28	---	7	390	2.0	2.2	8.3

ALL-TIME ROSTER

SAM CASSELL - 6-3 - 185 - Born 11/18/69 - Florida State - Drafted by Houston, First Round, 1993

Season	G-GS	MIN	FGM-A	PCT	FTM-A	PCT	OFF-DEF	TOT	AST	PF-D	ST	TO	BS	TP	RPG	APG	PPG
98-99	4-0	99	18-44	.409	18-19	.947	4-5	9	17	9-0	6	8	0	55	2.3	4.3	13.8
99-00	81-81	2899	545-1170	.466	390-445	.876	69-232	301	729	255-5	102	267	8	1506	3.7	9.0	18.6
00-01	76-75	2709	537-1132	.474	277-323	.858	46-244	290	580	214-5	88	220	8	1381	3.8	7.6	18.2
01-02	74-73	2605	554-1197	.463	282-328	.860	54-258	312	493	208-3	90	177	12	1461	4.2	6.7	19.7
02-03	78-77	2700	546-1162	.470	385-447	.861	57-285	342	450	216-1	88	177	14	1536	4.4	5.8	19.7
Total	313-306	11012	2200-4705	.468	1352-1562	.866	230-1024	1254	2269	902-14	374	849	42	5939	4.0	7.2	19.0

Three-point field goals: 1-3 (.333) 98-99; 26-90 (.289) 99-00; 30-98 (.306) 2000-01; 71-204 (.341) 01-02; 59-163 (.362), Total 187-558 (.335).

PLAYOFFS

98-99	3	102	16-32	.500	14-16	.875	0-6	6	26	14-1	3	7	0	46	2.0	8.7	15.3
99-00	5	178	30-72	.417	18-21	.857	0-17	17	45	19-1	4	9	0	79	3.4	9.0	15.8
00-01	18	682	110-278	.396	84-97	.866	12-71	83	120	76-2	19	52	3	314	4.6	6.7	17.4
02-03	6	217	39-83	.470	14-15	.933	3-16	19	16	20-0	3	17	1	103	3.2	2.7	17.2
Total	32	1179	195-465	.419	130-149	.872	15-110	125	207	129-4	29	85	4	542	3.9	6.5	16.9

Three-point field goals: 0-1 (.000) 98-99; 1-5 (.200) 99-00; 10-30 (.333) 2000-01; 11-21 (.524), Total 22-57 (.386).

HARVEY CATCHINGS - 6-10 - 220 - Born 9/2/51 - Hardin-Simmons - Drafted by Philadelphia, Third Round, 1974

Season	G-GS	MIN	FGM-A	PCT	FTM-A	PCT	OFF-DEF	TOT	AST	PF-D	ST	TO	BS	TP	RPG	APG	PPG
79-80	72-9	1366	97-244	.398	39-62	.629	164-246	410	82	191-1	23	68	162	233	5.7	1.3	3.2
80-81	77-18	1635	134-300	.447	59-92	.641	154-319	473	99	284-3	33	105	184	327	6.1	1.3	4.2
81-82	80-9	1603	94-224	.420	41-69	.594	129-227	356	97	237-3	42	94	135	229	4.5	1.2	2.9
82-83	74-33	1554	90-197	.457	62-92	.674	132-276	408	77	224-4	26	83	148	242	5.5	1.0	3.3
83-84	69-3	1156	61-153	.399	22-42	.524	89-182	271	43	172-5	25	57	81	144	3.9	0.6	2.1
Total	372-72	7314	476-1118	.426	223-357	.625	668-1250	1918	398	1108-18	149	407	710	1175	5.2	1.1	3.2

Three point field goals: 0-1 (.000) 79-80.

PLAYOFFS

79-80	6-0	64	2-6	.333	2-4	.500	5-16	21	2	13-0	0	2	8	6	3.5	0.3	1.0
80-81	7-0	109	1-6	.188	2-2	1.000	10-16	26	8	24-0	0	7	11	8	3.7	1.1	1.1
81-82	6-0	26	2-3	.667	0-0	.000	3-4	7	0	9-0	0	3	3	4	1.2	0.0	0.7
82-83	9-0	139	9-19	.474	3-3	1.000	15-23	38	4	18-0	2	2	10	21	4.2	0.4	2.3
83-84	5-0	25	1-2	.500	1-2	.500	2-3	5	1	7-0	0	2	0	3	1.0	0.2	0.6
Total	33-0	363	17-46	.370	8-11	.727	35-62	97	15	71-0	2	16	32	42	2.9	0.5	1.3

Three-point field goals: None attempted.

LEN CHAPPELL - 6-8 - 240 - Born 1/31/41 - Wake Forest - Drafted by Syracuse, First Round, 1962

Season	G-GS	MIN	FGM-A	PCT	FTM-A	PCT	OFF-DEF	TOT	AST	PF-D	ST	TO	BS	TP	RPG	APG	PPG
68-69	80	2207	459-1011	.454	250-339	.737	---	637	95	247-3	---	---	---	1168	8.0	1.2	14.6
69-70	75	1134	243-523	.465	135-211	.640	---	276	56	127-1	---	---	---	621	3.7	0.7	8.3
Total	155	3341	702-1534	.458	385-550	.700	---	913	151	374-4	---	---	---	1789	5.9	1.0	11.5

PLAYOFFS

69-70	9	133	28-50	.560	13-19	.684	---	26	5	10-0	---	---	---	69	2.9	0.6	7.7
-------	---	-----	-------	------	-------	------	-----	----	---	------	-----	-----	-----	----	-----	-----	-----

BEN COLEMAN - 6-9 - 235 - Born 11/14/61 - Minnesota, Maryland - Drafted by Chicago, Second Round, 1984

Season	G-GS	MIN	FGM-A	PCT	FTM-A	PCT	OFF-DEF	TOT	AST	PF-D	ST	TO	BS	TP	RPG	APG	PPG
89-90	20-0	305	46-97	.474	34-41	.829	31-56	87	12	54-0	7	26	7	126	4.4	0.6	5.7

Three-point field goals: 0-1 (.000).

DON COLLINS - 6-6 - 190 - Born 11/28/58 - Washington State - Drafted by Atlanta, First Round, 1980

Season	G-GS	MIN	FGM-A	PCT	FTM-A	PCT	OFF-DEF	TOT	AST	PF-D	ST	TO	BS	TP	RPG	APG	PPG
86-87	6-0	57	10-28	.357	5-7	.714	11-4	15	2	11-0	2	5	1	25	2.5	0.3	4.2

Three-point field goals: None attempted.

MARTY CONLON - 6-10 - 231 - Born 1/19/68 - Providence - Not Drafted

Season	G-GS	MIN	FGM-A	PCT	FTM-A	PCT	OFF-DEF	TOT	AST	PF-D	ST	TO	BS	TP	RPG	APG	PPG
94-95	82-3	2064	344-647	.532	119-194	.613	160-266	426	110	218-3	42	123	18	815	5.2	1.3	9.9
95-96	74-1	958	153-327	.468	84-110	.764	58-119	177	68	126-1	20	79	11	395	2.4	0.9	5.3
Total	156-4	3002	97-974	.510	203-304	.668	218-385	603	178	344-4	62	202	29	1210	3.9	1.1	7.8

Three-point field goals: 8-29 (.276) 94-95; 5-30 (.167) 95-96; Total 13-59 (.220).

LESTER CONNER - 6-4 - 180 - Born 9/17/59 - Oregon State - Drafted by Golden State, First Round, 1982

Season	G-GS	MIN	FGM-A	PCT	FTM-A	PCT	OFF-DEF	TOT	AST	PF-D	ST	TO	BS	TP	RPG	APG	PPG
90-91	39-2	519	38-96	.396	39-52	.750	10-45	55	107	37-0	48	31	1	115	1.4	2.7	2.9
91-92	81-9	1420	103-239	.431	81-115	.704	63-121	184	294	86-0	97	79	10	287	2.3	3.6	3.5
Total	120-11	1939	141-335	.421	120-167	.719	73-166	239	401	123-0	145	110	11	402	2.0	3.3	3.4

Three-point field goals: 0-3 (.000) 90-91; 0-7 (.000) 91-92; Total 0-10 (.000).

PLAYOFFS

90-91	1-0	7	1-1	1.000	0-1	.000	1-0	1	2	1-0	0	1	0	2	1.0	2.0	2.0
-------	-----	---	-----	-------	-----	------	-----	---	---	-----	---	---	---	---	-----	-----	-----

Three-point field goals: None attempted.

ANTHONY COOK - 6-9 - 240 - Born 3/19/67 - Arizona - Drafted by Phoenix, First Round, 1989

Season	G-GS	MIN	FGM-A	PCT	FTM-A	PCT	OFF-DEF	TOT	AST	PF-D	ST	TO	BS	TP	RPG	APG	PPG
93-94	23-0	201	26-53	.491	10-25	.400	20-36	56	4	22-0	3	11	12	62	2.4	0.2	2.7

Three-point field goals: 0-1 (.000).

JOE COURTNEY - 6-9 - 235 - Born 10/17/69 - Southern Mississippi - Not Drafted

Season	G-GS	MIN	FGM-A	PCT	FTM-A	PCT	OFF-DEF	TOT	AST	PF-D	ST	TO	BS	TP	RPG	APG	PPG
93-94	19-0	177	27-70	.386	9-15	.600	14-15	29	6	21-0	7	11	6	65	1.5	0.3	3.4

Three-point field goals: 2-3 (.667).

DAVE COWENS - 6-9 - 225 - Born 10/25/48 - Florida State - Drafted by Boston, First Round, 1970

Season	G-GS	MIN	FGM-A	PCT	FTM-A	PCT	OFF-DEF	TOT	AST	PF-D	ST	TO	BS	TP	RPG	APG	PPG
82-83	40-34	10144	136-306	.444	52-63	.825	73-201	274	82	137-4	30	44	15	324	6.9	2.1	8.1

Three-point field goals: 0-2 (.000).

GENERAL
INFO

FRONT
OFFICE

PLAYERS

2013-14
SEASON

STATS &
RECORDS

HISTORY

NBA

OPPONENTS

MEDIA

ALL-TIME ROSTER

FRED CRAWFORD - 6-4 - 190 - Born 12/23/41 - St. Bonaventure - Drafted by New York, Fourth Round, 1964

Season	G-GS	MIN	FGM-A	PCT	FTM-A	PCT	OFF-DEF	TOT	AST	PF-D	ST	TO	BS	TP	RPG	APG	PPG
69-70	77	1331	243-506	.480	101-148	.682	---	184	225	181-1	---	---	---	587	2.4	2.9	7.6
PLAYOFFS																	
69-70	10	208	34-88	.386	20-24	.833	---	35	37	27-1	---	---	---	88	3.5	3.7	8.8

CHARLIE CRISS - 5-8 - 165 - Born 11/6/49 - New Mexico State - Not Drafted

Season	G-GS	MIN	FGM-A	PCT	FTM-A	PCT	OFF-DEF	TOT	AST	PF-D	ST	TO	BS	TP	RPG	APG	PPG
82-83	66-0	922	169-375	.451	68-76	.895	14-65	79	127	44-0	27	44	0	412	1.2	1.9	6.2
83-84	6-0	107	11-30	.367	7-11	.636	2-7	9	17	7-0	5	4	0	30	1.5	2.8	5.0
Total	72-0	1029	180-405	.444	75-87	.862	16-72	88	144	51-0	32	48	0	442	1.2	2.0	6.1

Three-point field goals: 6-13 (.461) '82-83; 1-6 (.167) '83-84; Total 7-19 (.368).

PLAYOFFS																	
82-83	9-0	116	15-34	.441	17-18	.944	1-13	14	12	12-0	9	3	0	47	1.6	1.3	5.2

Three-point field goals: 0-1 (.000).

GEOFF CROMPTON - 6-11 - 290 - Born 7/4/55 - North Carolina - Drafted by Kansas, Fourth Round, 1978

Season	G-GS	MIN	FGM-A	PCT	FTM-A	PCT	OFF-DEF	TOT	AST	PF-D	ST	TO	BS	TP	RPG	APG	PPG
81-82	35-1	203	11-32	.344	6-15	.400	10-31	41	13	39-0	6	17	12	28	1.2	0.4	0.8

Three-point field goals: None attempted.

AUSTIN CROSHIRE - 6-9 - 235 - Born 5/1/75 - Providence - Drafted by Indiana, First Round, 1997

Season	G-GS	MIN	FGM-A	PCT	FTM-A	PCT	OFF-DEF	TOT	AST	PF-D	ST	TO	BS	TP	RPG	APG	PPG
08-09	11-0	77	12-30	.400	7-11	.636	7-17	24	6	4-0	1	4	1	36	2.2	0.5	3.3

Three-point field goals: 5-11 (.455).

PAT CUMMINGS - 6-9 - 235 - Born 7/11/56 - Cincinnati - Drafted by Milwaukee, Third Round, 1978

Season	G-GS	MIN	FGM-A	PCT	FTM-A	PCT	OFF-DEF	TOT	AST	PF-D	ST	TO	BS	TP	RPG	APG	PPG
79-80	71-2	900	187-370	.505	94-123	.764	81-157	238	53	141-0	22	74	17	468	3.4	0.7	6.6
80-81	74-6	1084	248-460	.539	99-140	.707	97-195	292	62	192-4	31	114	19	595	3.9	0.8	8.0
81-82	78-7	1132	219-430	.509	67-91	.736	61-184	245	99	227-6	22	108	8	505	3.1	1.3	6.5
Total	223-15	3116	654-1260	.519	260-354	.734	239-536	775	214	560-10	75	296	44	1568	3.5	1.0	7.0

Three-point field goals: 0-2 (.000) '80-81; 0-2 (.000) '81-82; Total 0-4 (.000).

PLAYOFFS																	
79-80	6-0	57	11-17	.647	5-6	.833	4-12	16	2	9-0	1	8	0	27	2.7	0.3	4.5
80-81	5-0	25	3-11	.273	3-4	.750	3-3	6	1	2-0	1	1	0	9	1.2	0.2	1.8
81-82	6-0	44	4-11	.364	1-2	.500	3-8	11	2	7-0	0	4	2	9	1.8	0.3	1.5
Total	17-0	126	18-39	.462	9-12	.750	10-23	33	5	18-0	2	13	2	45	1.9	0.3	2.6

Three-point field goals: None attempted.

TERRY CUMMINGS - 6-9 - 235 - Born 3/15/61 - DePaul - Drafted by San Diego, First Round, 1982

Season	G-GS	MIN	FGM-A	PCT	FTM-A	PCT	OFF-DEF	TOT	AST	PF-D	ST	TO	BS	TP	RPG	APG	PPG
84-85	79-78	2722	759-1532	.495	343-463	.741	244-472	716	228	264-4	117	190	67	1861	9.1	2.9	23.6
85-86	82-82	2669	681-1438	.474	265-404	.656	222-472	694	193	293-4	121	191	51	1627	8.5	2.4	19.8
86-87	82-77	2770	729-1426	.511	249-376	.662	214-486	700	229	296-3	129	172	81	1707	8.5	2.8	20.8
87-88	76-76	2629	675-1392	.485	270-406	.665	184-369	553	181	274-6	78	170	46	1621	7.3	2.4	21.3
88-89	80-78	2824	730-1563	.467	362-460	.787	281-369	650	198	265-5	106	201	72	1829	8.1	2.5	22.9
95-96	81-13	1777	270-584	.462	104-160	.650	162-283	445	89	263-2	56	69	30	645	5.5	1.1	8.0
Total	480-404	15391	3844-7935	.484	1593-2269	.702	1307-2451	3758	1118	1645-24	607	9933	47	9290	7.8	2.3	19.4

Three-point field goals: 0-1 (.000) '84-85; 0-2 (.000) '85-86; 0-3 (.000) '86-87; 1-3 (.333) '87-88; 7-15 (.467) '88-89; 1-7 (.143) '95-96; Total 9-31 (.290).

PLAYOFFS																	
84-85	8-8	311	86-149	.577	48-58	.828	21-49	70	20	33-1	12	26	7	220	8.8	2.5	27.5
85-86	14-14	510	130-253	.514	43-62	.694	33-105	138	42	52-0	20	39	16	303	9.9	3.0	22.6
86-87	12-10	443	105-215	.488	57-83	.687	29-66	95	28	51-1	12	15	13	267	7.9	2.3	21.3
87-88	5-5	193	50-89	.562	29-44	.659	12-27	39	13	16-0	9	12	3	129	7.8	2.6	25.8
88-89	5-4	124	25-69	.362	14-16	.875	19-14	33	7	16-0	3	4	0	64	6.6	1.4	12.8
Total	44-41	1581	396-775	.511	191-263	.726	114-261	375	110	168-2	56	96	39	983	8.5	2.5	22.3

Three-point field goals: 0-1 (.000) '88-89; Total 0-1 (.000).

ALL-STAR																	
84-85	1-0	16	7-17	.418	3-4	.750	4-3	7	0	1-0	0	0	1	17	7.0	0.0	17.0
88-89	1-0	19	4-9	.444	2-2	1.000	1-4	5	1	4-0	3	0	1	10	5.0	1.0	10.0
Total	2-0	35	11-26	.423	5-6	.833	5-7	12	1	5-0	3	0	2	27	6.0	0.5	13.5

Three-point field goals: None attempted.

DICK CUNNINGHAM - 6-10 - 252 - Born 7/11/46 - Murray St. (KY) - Drafted by Phoenix, Second Round, 1968

Season	G-GS	MIN	FGM-A	PCT	FTM-A	PCT	OFF-DEF	TOT	AST	PF-D	ST	TO	BS	TP	RPG	APG	PPG
68-69	77	1236	141-332	.425	69-106	.651	---	438	58	166-2	---	---	---	351	5.7	0.8	4.6
69-70	60	416	52-141	.369	22-33	.667	---	160	28	70-0	---	---	---	126	2.7	0.5	2.1
70-71	76-0	675	81-195	.415	39-59	.661	---	257	43	90-1	---	---	---	201	3.4	0.6	2.6
72-73	74-6	692	64-156	.410	29-50	.580	---	208	34	94-0	---	---	---	157	2.8	0.5	2.1
73-74	8-0	45	3-6	.500	0-7	.000	1-15	16	0	5-0	2	---	2	6	2.0	0.0	0.8
74-75	2-0	8	0-0	.000	0-0	.000	0-2	2	1	1-0	0	---	0	0	1.0	0.5	0.0
Total	297	3072	341-830	.411	159-255	.624	1-17	1081	164	426-3	2	---	2	841	3.6	0.6	2.8

PLAYOFFS																	
69-70	8	45	0-18	.556	1-2	.500	---	12	2	6-0	---	---	---	21	1.5	0.3	2.6
70-71	14	89	9-21	.429	6-9	.667	---	24	1	10-0	---	---	---	24	1.7	0.1	1.7
72-73	5	17	1-1	1.000	0-0	.000	---	3	2	6-0	---	---	---	2	0.6	0.4	0.4
Total	27	151	20-40	.500	7-11	.636	---	39	5	22-0	---	---	---	47	1.4	0.2	1.7

DELL CURRY - 6-5 - 205 - Born 6/25/64 - Virginia Tech - Drafted by Utah, First Round, 1986

Season	G-GS	MIN	FGM-A	PCT	FTM-A	PCT	OFF-DEF	TOT	AST	PF-D	ST	TO	BS	TP	RPG	APG	PPG
98-99	42-0	864	163-336	.485	28-34	.824	18-67	85	48	42-0	36	45	3	423	2.0	1.4	10.1

Three-point field goals: 69-145 (.467).

PLAYOFFS																	
98-99	3-0	49	2-15	.133	4-4	1.000	0-4	4	1	5-0	3	0	0	9	1.3	0.3	3.0

Three-point field goals: 1-8 (.125).

MICHAEL CURRY - 6-5 - 227 - Born 8/22/68 - Georgia Southern - Not Drafted

Season	G-GS	MIN	FGM-A	PCT	FTM-A	PCT	OFF-DEF	TOT	AST	PF-D	ST	TO	BS	TP	RPG	APG	PPG
97-98	82-27	1978	196-418	.469	147-176	.835	26-72	98	137	218-1	56	77	14	543	1.2	1.7	6.6
98-99	50-4	1146	90-206	.437	63-79	.797	19-89	108	78	135-0	42	37	7	244	2.2	1.6	4.9
Total	132-31	3124	286-624	.458	210-255	.824	45-161	206	215	353-1	98	114	21	787	1.6	1.6	5.9

Three-point field goals: 4-9 (.444) '97-98; 1-15 (.067) '98-99. Total 5-24 (.208).

PLAYOFFS

98-99	3-0	59	7-12	.583	6-6	1.00	1-3	4	3	8-0	2	2	1	20	1.3	1.0	6.7
-------	-----	----	------	------	-----	------	-----	---	---	-----	---	---	---	----	-----	-----	-----

Three-point field goals: 0-1 (.000).

SAMUEL DALEMBERT - 6-11 - 250 - Born 5/10/81 - Seton Hall - Drafted by Philadelphia, First Round, 2001

Season	G-GS	MIN	FGM-A	PCT	FTM-A	PCT	OFF-DEF	TOT	AST	PF-D	ST	TO	BS	TP	RPG	APG	PPG
12-13	47-23	765	137-253	.542	38-55	.691	105-171	276	21	90-1	17	51	53	313	5.9	0.4	6.7

Three-point field goals: 1-1 (1.000).

PLAYOFFS

12-13	1-0	9	0-2	.000	1-4	.250	1-2	3	0	3-0	1	2	0	1	3.0	0.0	1.0
-------	-----	---	-----	------	-----	------	-----	---	---	-----	---	---	---	---	-----	-----	-----

Three-point field goals: None attempted.

BOB DANDRIDGE - 6-6 - 195 - Born 11/15/47 - Norfolk State - Drafted by Milwaukee, Fourth Round, 1969

Season	G-GS	MIN	FGM-A	PCT	FTM-A	PCT	OFF-DEF	TOT	AST	PF-D	ST	TO	BS	TP	RPG	APG	PPG
69-70	81	2461	34-895	.485	199-264	.754	---	625	292	279-1	---	---	---	1067	7.1	3.6	13.2
70-71	79-79	2862	594-1167	.509	264-376	.702	---	632	277	287-4	---	---	---	1452	8.0	3.5	18.4
71-72	80-80	2957	630-1264	.498	215-291	.739	---	613	249	297-7	---	---	---	1475	7.7	3.1	18.4
72-73	73-73	2852	638-1353	.472	198-251	.789	---	600	207	279-2	---	---	---	1474	8.2	2.8	20.2
73-74	71-67	2521	583-1158	.503	175-214	.811	117-362	479	201	271-4	111	---	41	1341	6.7	2.8	18.9
74-75	80-80	3031	691-1460	.473	211-262	.805	142-409	551	243	330-7	122	---	48	1593	6.9	3.0	19.9
75-76	73-68	2735	650-1296	.502	271-329	.824	171-369	540	206	263-5	111	---	38	1571	7.4	2.8	21.5
76-77	70-65	2501	585-1253	.467	283-367	.771	146-294	440	268	222-1	95	---	28	1453	6.3	3.8	20.8
81-82	11-0	174	21-55	.382	10-17	.588	4-13	17	13	25-0	5	11	2	52	1.5	1.2	4.7
Total	618	22094	4826-9901	.487	1826-2371	.770	580-1447	4497	1956	2253-31	444	11	157	11478	7.3	3.2	18.6

Three point field goals: 0-6 (.000) '81-82.

PLAYOFFS

69-70	10	399	72-142	.507	19-29	.655	---	87	57	39-1	---	---	---	163	8.7	5.7	16.3
70-71	14	535	113-244	.463	43-55	.782	---	134	48	45-1	---	---	---	269	9.6	3.4	19.2
71-72	11	441	100-202	.495	37-50	.740	---	97	21	47-1	---	---	---	237	8.8	1.9	21.5
72-73	6	204	32-76	.421	19-27	.704	---	28	7	23-2	---	---	---	83	4.7	1.2	13.8
73-74	16	648	136-276	.493	36-47	.766	31-91	122	45	65-3	22	---	10	308	7.6	2.8	19.3
75-76	3	122	24-49	.490	18-20	.900	3-20	23	8	9-0	3	---	0	66	7.7	2.7	22.0
Total	60	2349	477-989	.482	172-228	.754	34-111	491	186	228-8	25	---	10	1126	8.2	3.1	18.8

ALL-STAR

72-73	1	11	2-4	.500	0-0	.000	---	3	0	0-0	---	---	---	4	3.0	0.0	4.0
73-74	1	18	2-6	.333	0-0	.000	1-1	2	1	3-0	2	---	0	4	2.0	1.0	4.0
75-76	1	27	5-10	.500	0-0	.000	5-1	6	0	4-0	3	---	0	10	6.0	0.0	10.0
Total	3	56	9-20	.450	0-0	.000	6-2	11	1	7-0	5	---	0	18	3.7	0.3	6.0

MARQUIS DANIELS - 6-6 - 200 - Born 1/7/81 - Auburn - Not Drafted

Season	G-GS	MIN	FGM-A	PCT	FTM-A	PCT	OFF-DEF	TOT	AST	PF-D	ST	TO	BS	TP	RPG	APG	PPG
12-13	59-33	1085	132-351	.376	40-54	.741	48-102	150	65	77-0	51	45	10	324	2.5	1.1	5.5

Three-point field goals: 20-72 (.278).

PLAYOFFS

12-13	3-0	33	6-11	.545	0-0	---	0-4	4	4	3-0	1	1	0	12	1.3	1.3	4.0
-------	-----	----	------	------	-----	-----	-----	---	---	-----	---	---	---	----	-----	-----	-----

Three-point field goals: 0-2 (.000)

ADRIAN DANTLEY - 6-5 - 210 - Born 2/28/56 - Notre Dame - Drafted by Buffalo, First Round, 1976

Season	G-GS	MIN	FGM-A	PCT	FTM-A	PCT	OFF-DEF	TOT	AST	PF-D	ST	TO	BS	TP	RPG	APG	PPG
90-91	10-0	126	19-50	.380	18-26	.692	8-5	13	9	8-0	5	6	0	57	1.3	0.9	5.7

Three-point field goals: 1-3 (.333).

PLAYOFFS

90-91	3-0	19	1-7	.143	3-4	.750	2-2	4	0	0-0	0	2	0	5	1.3	0.0	1.7
-------	-----	----	-----	------	-----	------	-----	---	---	-----	---	---	---	---	-----	-----	-----

Three-point field goals: None attempted.

CHARLES DAVIS - 6-7 - 215 - Born 10/5/58 - Vanderbilt - Drafted by Washington, Second Round, 1981

Season	G-GS	MIN	FGM-A	PCT	FTM-A	PCT	OFF-DEF	TOT	AST	PF-D	ST	TO	BS	TP	RPG	APG	PPG
84-85	57-2	746	151-346	.436	48-58	.828	57-92	149	50	110-1	21	52	5	351	2.6	0.9	6.2
85-86	57-7	873	188-397	.474	61-75	.813	60-110	170	55	113-1	26	50	7	440	3.0	1.0	7.7
87-88	5-0	39	6-18	.333	0-0	.000	1-2	3	3	4-0	2	5	1	12	0.6	0.6	2.4
Total	119-9	1658	345-751	.459	109-133	.820	118-204	322	108	227-2	49	107	13	803	2.7	0.9	6.7

Three-point field goals: 1-10 (.100) '84-85; 3-24 (.125) '85-86; 0-2 (.000) '87-88; Total 4-36 (.111).

PLAYOFFS

84-85	5-0	51	8-20	.400	3-4	.750	6-4	10	4	2-0	0	4	0	19	2.0	0.8	3.8
85-86	12-0	145	15-38	.362	18-20	.900	9-16	25	6	28-1	4	12	0	60	2.1	0.5	5.0
Total	17-0	196	29-78	.372	21-24	.875	15-20	35	10	30-1	4	16	0	79	2.1	0.6	4.6

Three-point field goals: 0-2 (.000) '84-85; 0-1 (.000) '85-86; Total 0-3 (.000).

JOSH DAVIS - 6-8 - 235 - Born 8/10/80 - Wyoming - Not Drafted

Season	G-GS	MIN	FGM-A	PCT	FTM-A	PCT	OFF-DEF	TOT	AST	PF-D	ST	TO	BS	TP	RPG	APG	PPG
05-06	4-0	12	1-4	.250	0-0	.000	2-1	3	1	2-0	1	1	0	2	0.8	0.3	0.5

Three-point field goals: 0-1 (.000).

MARK DAVIS - 6-5 - 195 - Born 6/8/63 - Old Dominion - Drafted by Cleveland, Fourth Round, 1985

Season	G-GS	MIN	FGM-A	PCT	FTM-A	PCT	OFF-DEF	TOT	AST	PF-D	ST	TO	BS	TP	RPG	APG	PPG
88-89	31-0	251	46-97	.495	26-32	.813	15-21	36	14	38-0	13	12	5	123	1.2	0.5	4.0

Three-point field goals: 1-9 (.111).

GENERAL INFO

FRONT OFFICE

PLAYERS

2013-14 SEASON

STATS & RECORDS

HISTORY

NBA

OPPONENTS

MEDIA

ALL-TIME ROSTER

MICKEY DAVIS - 6-7 - 195 - Born 6/16/50 - Duquesne - Drafted by Milwaukee, Seventh Round, 1972

Season	G-GS	MIN	FGM-A	PCT	FTM-A	PCT	OFF-DEF	TOT	AST	PF-D	ST	TO	BS	TP	RPG	APG	PPG
72-73	74-9	1046	152-347	.438	76-92	.826	---	226	72	119-0	---	---	---	380	3.1	1.0	5.1
73-74	73-11	1012	169-335	.504	93-112	.830	78-146	224	87	94-0	27	---	5	431	3.1	1.2	5.9
74-75	75-6	1077	174-363	.479	78-88	.886	68-169	237	79	103-0	30	---	5	426	3.2	1.1	5.7
75-76	45-2	411	55-152	.362	50-63	.794	25-59	84	37	36-0	13	---	2	160	1.9	0.8	3.6
76-77	19-0	165	29-68	.426	23-25	.920	11-18	29	20	11-0	6	---	4	81	1.5	1.1	4.3
Total	286-28	3711	579-1265	.458	320-380	.842	182-392	800	295	363-0	76	---	16	1478	2.8	1.0	5.2

PLAYOFFS

72-73	6	54	6-17	.353	2-2	1.000	---	12	5	10-0	---	---	---	14	2.0	0.8	2.3
73-74	15	245	32-65	.492	22-24	.917	8-26	34	12	23-0	4	---	2	86	2.3	0.8	5.7
Total	21	299	38-82	.463	24-26	.923	8-26	46	17	33-0	4	---	2	100	2.2	0.8	4.8

TODD DAY - 6-6 - 184 - Born 1/7/70 - Arkansas - Drafted by Milwaukee, First Round, 1992

Season	G-GS	MIN	FGM-A	PCT	FTM-A	PCT	OFF-DEF	TOT	AST	PF-D	ST	TO	BS	TP	RPG	APG	PPG
92-93	71-37	1931	358-828	.432	213-297	.717	144-147	291	117	222-1	75	118	48	983	4.1	1.6	13.8
93-94	76-39	2127	351-845	.415	231-331	.698	115-195	310	138	221-4	103	129	52	966	4.1	1.8	12.7
94-95	82-81	2717	445-1049	.424	257-341	.754	95-227	322	134	283-6	104	157	63	1310	3.9	1.6	16.0
95-96	8-0	171	22-71	.310	24-26	.923	8-14	22	5	27-1	4	11	3	73	2.8	0.6	9.1
Total	237-157	6946	1176-2793	.421	725-995	.729	362-583	945	394	753-12	286	415	166	3332	4.0	1.7	14.1

Three-point field goals: 54-184 (.293) '92-'93; 33-148 (.223) '93-'94; 163-418 (.390) '94-'95; 5-25 (.200) '95-'96; Total 255-775 (.329).

VINNY DEL NEGRO - 6-4 - 200 - Born 8/9/66 - NC State - Drafted by Sacramento, Second Round, 1988

Season	G-GS	MIN	FGM-A	PCT	FTM-A	PCT	OFF-DEF	TOT	AST	PF-D	ST	TO	BS	TP	RPG	APG	PPG
88-89	48-7	1093	14-270	.422	40-50	.800	14-88	102	174	62-0	33	55	3	281	2.1	3.6	5.9
89-90	67-0	1211	153-325	.471	35-39	.897	9-98	107	160	81-0	36	48	0	349	2.4	2.4	5.2
Total	115-7	2304	267-595	.449	75-89	.843	23-186	209	334	143-0	69	103	3	630	1.8	2.9	5.5

Three-point field goals: 13-30 (.433) '88-'89; 8-24 (.333) '89-'90; Total 21-54 (.389).

PLAYOFFS

89-90	5-0	93	13-30	.433	0-0	---	0-8	8	9	4-0	3	3	0	26	1.6	1.8	5.2
-------	-----	----	-------	------	-----	-----	-----	---	---	-----	---	---	---	----	-----	-----	-----

Three-point field goals: 0-2 (.000).

CARLOS DELFINO - 6-6 - 230 - Born 8/29/82 - Argentina - Drafted by Detroit, First Round, 2003

Season	G-GS	MIN	FGM-A	PCT	FTM-A	PCT	OFF-DEF	TOT	AST	PF-D	ST	TO	BS	TP	RPG	APG	PPG
09-10	75-66	2279	299-732	.408	93-119	.782	51-343	394	202	138-0	80	119	21	825	5.3	2.7	11.0
10-11	49-40	1590	200-513	.390	60-75	.800	24-176	200	112	72-0	77	57	8	565	4.1	2.3	11.0
11-12	54-53	1537	182-453	.402	38-48	.792	20-188	208	123	99-1	79	66	10	488	3.9	2.3	9.5

13-14 - Injured - DNP

Total	178-159	5406	681-1698	.401	191-242	.789	95-707	802	437	309-1	236	242	39	1878	4.5	2.5	10.6
-------	---------	------	----------	------	---------	------	--------	-----	-----	-------	-----	-----	----	------	-----	-----	------

Three-point field goals: 134-365 (.367) '09-'10; 105-284 (.370) '10-'11; 86-239 (.361) '11-'12; Total 325-888 (.366).

PLAYOFFS

09-10	7-7	226	26-73	.356	3-4	.750	3-25	28	18	14-0	5	12	2	70	4.0	2.6	10.0
-------	-----	-----	-------	------	-----	------	------	----	----	------	---	----	---	----	-----	-----	------

Three-point field goals: 15-37 (.405).

BILL DINWIDDIE - 6-7 - 220 - Born 7/15/43 - New Mexico Highlands - Not Drafted

Season	G-GS	MIN	FGM-A	PCT	FTM-A	PCT	OFF-DEF	TOT	AST	PF-D	ST	TO	BS	TP	RPG	APG	PPG
71-72	23-0	144	16-57	.281	5-9	.556	---	32	9	23-0	---	---	---	---	0.5	0.4	1.6

KEYON DOOLING - 6-3 - 196 - Born 5/8/80 - Missouri - Drafted by Orlando, First Round, 200

Season	G-GS	MIN	FGM-A	PCT	FTM-A	PCT	OFF-DEF	TOT	AST	PF-D	ST	TO	BS	TP	RPG	APG	PPG
10-11	80-22	1757	206-519	.397	78-94	.830	12-105	117	243	119-0	54	91	4	571	1.5	3.0	7.1

Three-point field goals: 81-234 (.346).

SHERMAN DOUGLAS - 6-1 - 198 - Born 9/15/66 - Syracuse - Drafted by Miami, Second Round, 1989

Season	G-GS	MIN	FGM-A	PCT	FTM-A	PCT	OFF-DEF	TOT	AST	PF-D	ST	TO	BS	TP	RPG	APG	PPG
89-90	69-62	2101	309-601	.514	135-179	.754	49-108	157	397	147-0	61	165	5	792	2.3	5.8	11.5
90-91	79-79	2316	306-610	.502	114-171	.667	57-136	193	427	191-0	78	153	10	764	2.4	5.4	9.7
Total	148-141	4417	615-1211	.508	249-350	.711	106-244	350	824	338-0	139	318	15	1556	2.4	5.6	10.5

Three-point field goals: 39-113 (.334) '89-'90; 38-114 (.333) '90-'91; Total 77-227 (.339).

CHRIS DOUGLAS-ROBERTS - 6-7 - 200 - Born 1/8/87 - Memphis - Drafted by New Jersey, Second Round, 2008

Season	G-GS	MIN	FGM-A	PCT	FTM-A	PCT	OFF-DEF	TOT	AST	PF-D	ST	TO	BS	TP	RPG	APG	PPG
10-11	44-12	884	117-273	.429	74-89	.831	7-81	88	50	73-0	29	35	13	323	2.0	1.1	7.3

Three-point field goals: 15-46 (.326).

TERRY DRISCOLL - 6-7 - 215 - Born 8/28/47 - Boston College - Drafted by Detroit, First Round, 1969

Season	G-GS	MIN	FGM-A	PCT	FTM-A	PCT	OFF-DEF	TOT	AST	PF-D	ST	TO	BS	TP	RPG	APG	PPG
72-73	59-19	959	140-326	.429	43-62	.694	---	297	55	143-3	---	---	---	323	5.0	0.9	5.5
73-74	64-5	697	88-187	.471	30-46	.652	73-126	199	54	121-0	21	---	16	206	3.1	0.8	3.2
74-75	11-0	52	3-13	.231	1-2	.500	7-9	16	3	7-0	1	---	0	7	1.5	0.3	0.6
Total	134-24	1708	231-526	.439	74-110	.673	80-135	512	112	271-3	22	---	16	536	3.8	0.8	4.0

PLAYOFFS

72-73	6	16	0-4	.000	0-0	.000	---	0	0	1	2-0	---	---	0	0.0	0.0	0.0
73-74	9	29	5-10	.500	2-2	1.000	9-5	14	3	12-0	2	---	1	12	1.6	0.3	1.3
Total	15	45	5-14	.364	2-2	1.000	9-5	14	4	14-0	2	---	1	12	0.9	0.3	0.8

KEVIN DUCKWORTH - 7-0 - 290 - Born 4/1/64 - Eastern Illinois - Drafted by SA, Second Round, 1986

Season	G-GS	MIN	FGM-A	PCT	FTM-A	PCT	OFF-DEF	TOT	AST	PF-D	ST	TO	BS	TP	RPG	APG	PPG
85-86	8-1	58	3-14	.214	3-6	.500	2-5	7	2	19-0	2	2	0	9	0.9	0.3	1.1

Three-point field goals: None attempted

MIKE DUNLEAVY - 6-3 - 180 - Born 3/21/54 - South Carolina - Drafted by Philadelphia, Sixth Round, 1976

Season	G-GS	MIN	FGM-A	PCT	FTM-A	PCT	OFF-DEF	TOT	AST	PF-D	ST	TO	BS	TP	RPG	APG	PPG
83-84	17-12	404	70-127	.551	32-40	.800	6-22	28	78	51-10	12	36	1	191	1.6	4.6	11.2
84-85	19-19	433	64-135	.474	25-29	.862	6-25	31	85	55-1	15	40	3	169	1.6	4.5	8.9
88-89	2-0	5	1-2	.500	0-0	.000	0-0	0	0	0-0	0	0	0	3	0.0	0.0	1.5
89-90	5-0	43	4-14	.286	7-8	.875	0-2	2	10	7-0	1	8	0	17	0.4	2.0	3.4
Total	43-31	885	139-278	.500	64-77	.831	12-49	61	173	113-1	28	84	4	380	1.4	4.0	8.8

Three-point field goals: 19-45 (.422) '83-84; 16-47 (.340) '84-85; 1-2 (.500) '88-89; 4-14 (.286) '89-90; Total 40-108 (.370).

PLAYOFFS

83-84	15-15	393	59-129	.457	33-36	.917	10-25	35	46	59-2	17	35	0	169	2.3	3.1	11.3
-------	-------	-----	--------	------	-------	------	-------	----	----	------	----	----	---	-----	-----	-----	------

Three-point field goals: 18-50 (.360).

MIKE DUNLEAVY, JR. - 6-9 - 220 - Born 9/15/80 - Duke - Drafted by Golden State, First Round, 2002

Season	G-GS	MIN	FGM-A	PCT	FTM-A	PCT	OFF-DEF	TOT	AST	PF-D	ST	TO	BS	TP	RPG	APG	PPG
11-12	55-3	1445	239-504	.474	116-143	.811	29-175	204	117	87-0	28	58	8	677	3.7	2.1	12.3
12-13	75-3	1943	276-624	.442	105-128	.820	31-260	291	145	135-0	39	90	35	785	3.9	1.9	10.5
Total	130-6	3388	515-1128	.457	221-271	.815	60-435	495	262	222-0	67	148	43	1462	3.8	2.0	11.2

Three-point field goals: 83-208 (.399) '11-12; 128-299 (.428) '12-13; Total 211-507 (.416).

PLAYOFFS

12-13	4-0	91	17-30	.567	8-9	.889	3-13	16	8	5	2	3	0	49	4.0	2.0	12.3
-------	-----	----	-------	------	-----	------	------	----	---	---	---	---	---	----	-----	-----	------

Three-point field goals: 7-16 (.438).

JIM EAKINS - 6-11 - 215 - Born 5/24/46 - Brigham Young - Not Drafted

Season	G-GS	MIN	FGM-A	PCT	FTM-A	PCT	OFF-DEF	TOT	AST	PF-D	ST	TO	BS	TP	RPG	APG	PPG
77-78	17-0	155	14-34	.412	21-26	.808	12-17	29	12	25-0	4	9	9	49	1.7	0.7	2.9

PLAYOFFS

77-78	3-0	18	1-5	.200	0-0	.000	1-0	1	1	2-0	1	1	0	2	0.3	0.3	0.7
-------	-----	----	-----	------	-----	------	-----	---	---	-----	---	---	---	---	-----	-----	-----

ACIE EARL - 6-10 - 240 - Born 6/23/70 - Iowa - Drafted by Boston, First Round, 1993

Season	G-GS	MIN	FGM-A	PCT	FTM-A	PCT	OFF-DEF	TOT	AST	PF-D	ST	TO	BS	TP	RPG	APG	PPG
96-97	9-0	43	8-23	.348	10-14	.714	2-9	11	2	7-0	3	2	1	26	1.2	0.2	2.9

Three-point field goals: None attempted.

THEODORE EDWARDS - 6-4 - 228 - Born 10/31/65 - East Carolina - Drafted by Utah, First Round, 1989

Season	G-GS	MIN	FGM-A	PCT	FTM-A	PCT	OFF-DEF	TOT	AST	PF-D	ST	TO	BS	TP	RPG	APG	PPG
92-93	82-81	2729	554-1083	.512	237-300	.790	123-259	382	214	242-1	129	175	45	1382	4.7	2.6	16.9
93-94	82-64	2322	382-800	.478	151-189	.799	104-225	329	171	235-1	83	146	27	953	4.0	2.1	11.6
Total	164-145	5051	936-1883	.497	388-489	.793	227-484	711	385	477-2	212	321	72	2335	4.3	2.3	14.2

Three-point field goals: 37-106 (.349) '92-93; 38-106 (.358) '93-94; Total 75-212 (.354).

DALE ELLIS - 6-7 - 220 - Born 8/6/60 - Tennessee - Drafted by Dallas, First Round, 1983

Season	G-GS	MIN	FGM-A	PCT	FTM-A	PCT	OFF-DEF	TOT	AST	PF-D	ST	TO	BS	TP	RPG	APG	PPG
90-91	21-0	624	159-327	.486	58-82	.707	38-43	81	31	53-1	16	32	5	406	3.9	1.5	19.3
91-92	81-11	2191	485-1034	.469	164-212	.774	92-161	253	104	151-0	57	119	18	1272	3.1	1.3	15.7
99-00	18-0	324	47-101	.465	6-9	.667	7-27	34	6	23-0	6	7	0	123	1.9	3.0	6.8
Total	120-11	3139	691-1462	.473	228-303	.752	137-231	368	141	227-1	79	158	23	1801	3.0	1.2	15.0

Three-point field goals: 30-68 (.441) '90-91; 138-329 (.419) '91-92; 23-65 (.354) '99-00; Total 191-462 (.413).

MONTA ELLIS - 6-3 - 175 - Born 10/26/85 - Lanier HS (MS) - Drafted by Golden State, Second Round, 2005

Season	G-GS	MIN	FGM-A	PCT	FTM-A	PCT	OFF-DEF	TOT	AST	PF-D	ST	TO	BS	TP	RPG	APG	PPG
11-12	21-21	755	145-336	.432	68-89	.764	4-69	73	123	52-0	29	54	6	370	3.5	5.9	17.6
12-13	82-82	3076	597-1436	.416	289-374	.773	45-271	316	496	164-0	169	254	36	1577	3.9	6.0	19.2
Total	103-103	3831	742-1772	.419	357-463	.771	49-340	389	619	216-0	198	308	42	1947	3.8	6.0	18.9

Three-point field goals: 12-45 (.267) '11-12; 94-328 (.287) '12-13; Total 106-373 (.284).

PLAYOFFS

12-13	4-4	152	24-55	.436	6-16	.375	2-11	13	22	8-0	10	14	1	57	3.3	5.5	14.3
-------	-----	-----	-------	------	------	------	------	----	----	-----	----	----	---	----	-----	-----	------

Three-point field goals: 3-19 (.158)

LEN ELMORE - 6-9 - 220 - Born 3/28/52 - Maryland - Drafted by Washington, First Round, 1974

Season	G-GS	MIN	FGM-A	PCT	FTM-A	PCT	OFF-DEF	TOT	AST	PF-D	ST	TO	BS	TP	RPG	APG	PPG
80-81	72-0	925	76-212	.358	54-75	.720	68-140	208	69	178-3	37	44	52	206	2.9	0.9	2.9

Three-point field goals: None attempted.

FRANCISCO ELSON - 7-0 - 240 - Born 2/28/76 - California - Drafted by Denver, Second Round, 1999

Season	G-GS	MIN	FGM-A	PCT	FTM-A	PCT	OFF-DEF	TOT	AST	PF-D	ST	TO	BS	TP	RPG	APG	PPG
08-09	59-23	977	83-169	.491	33-39	.846	100-129	229	32	144-1	36	48	36	200	3.9	0.5	3.4
09-10	11-0	62	4-13	.308	2-2	1.000	5-8	13	2	7-0	1	1	0	10	1.2	0.2	0.9
Total	70-23	1039	87-182	.478	35-41	.854	105-137	242	34	151-1	37	49	36	210	3.5	0.5	3.0

Three-point field goals: 1-4 (.250) '08-09; 0-0 (---) '09-10; Total 1-4 (.250).

WAYNE EMBRY - 6-8 - 255 - Born 3/26/37 - Miami (OH) - Drafted by St. Louis, Third Round, 1958

Season	G-GS	MIN	FGM-A	PCT	FTM-A	PCT	OFF-DEF	TOT	AST	PF-D	ST	TO	BS	TP	RPG	APG	PPG
68-69	78	2355	382-894	.427	259-390	.664	---	672	149	302-8	---	---	---	1023	8.6	1.9	13.1

CHRIS ENGLER - 7-0 - 248 - Born 3/1/59 - Wyoming - Drafted by Golden State, Third Round, 1982

Season	G-GS	MIN	FGM-A	PCT	FTM-A	PCT	OFF-DEF	TOT	AST	PF-D	ST	TO	BS	TP	RPG	APG	PPG
84-85	1-0	3	0-2	.000	0-0	.000	1-0	1	0	0-0	0	0	1	0	1.0	0.0	0.0
86-87	5-0	48	3-12	.250	1-1	1.000	3-13	16	3	10-0	1	0	1	7	3.2	0.6	1.4
Total	6-0	51	3-14	.214	1-1	1.000	4-13	17	3	10-0	1	0	2	7	2.8	0.5	1.2

Three-point field goals: None attempted.

PLAYOFFS

84-85	1-0	6	1-1	1.000	0-0	.000	0-2	2	0	2-0	0	0	0	2	2.0	0.0	2.0
-------	-----	---	-----	-------	-----	------	-----	---	---	-----	---	---	---	---	-----	-----	-----

Three-point field goals: None attempted.

GENERAL
INFO

FRONT
OFFICE

PLAYERS

2013-14
SEASON

STATS &
RECORDS

HISTORY

NBA

OPPONENTS

MEDIA

ALL-TIME ROSTER

ALEX ENGLISH - 6-8 - 190 - Born 1/5/54 - South Carolina - Drafted by Milwaukee, Second Round, 1976

Season	G-GS	MIN	FGM-A	PCT	FTM-A	PCT	OFF-DEF	TOT	AST	PF-D	ST	TO	BS	TP	RPG	APG	PPG
76-77	60-0	648	132-277	.477	46-60	.767	68-100	168	25	78-0	17	—	18	310	2.8	0.4	5.2
77-78	82-4	1552	343-633	.542	104-143	.727	144-251	395	129	178-1	41	37	55	790	4.8	1.6	9.6
Total	142-4	2200	475-910	.522	150-203	.739	212-351	563	154	266-1	58	137	73	1100	4.0	1.1	7.7

PLAYOFFS

77-78	9-0	208	48-78	.615	25-32	.781	16-26	42	13	20-0	6	12	7	121	4.7	1.4	13.4
-------	-----	-----	-------	------	-------	------	-------	----	----	------	---	----	---	-----	-----	-----	------

MIKE EVANS - 6-1 - 170 - Born 4/19/55 - Kansas State - Drafted by Denver, First Round, 1978

Season	G-GS	MIN	FGM-A	PCT	FTM-A	PCT	OFF-DEF	TOT	AST	PF-D	ST	TO	BS	TP	RPG	APG	PPG
80-81	71-0	911	134-291	.460	50-64	.781	22-65	87	167	114-0	34	72	4	320	1.2	2.4	4.5
81-82	14-0	196	24-51	.471	8-12	.667	3-9	12	22	26-1	9	15	0	56	0.9	1.6	4.0
Total	85-0	1107	158-342	.462	58-76	.763	25-74	99	189	140-1	43	87	4	376	1.2	2.2	4.4

Three-point field goals: 2-14 (.143) '80-81; 0-2 (.000) '81-82; Total 2-16 (.125).

PLAYOFFS

80-81	4-0	38	9-17	.529	7-8	.875	0-1	1	6	9-0	0	3	1	25	0.3	1.5	6.3
-------	-----	----	------	------	-----	------	-----	---	---	-----	---	---	---	----	-----	-----	-----

Three-point field goals: 0-2 (.000).

JAMIE FEICK - 6-8 - 255 - Born 7/3/74 - Michigan State - Drafted by Philadelphia, Second Round, 1996

Season	G-GS	MIN	FGM-A	PCT	FTM-A	PCT	OFF-DEF	TOT	AST	PF-D	ST	TO	BS	TP	RPG	APG	PPG
97-98	45-2	450	39-90	.433	20-41	.488	45-79	124	16	67-0	25	21	17	102	2.8	0.4	2.3
98-99	2-0	3	0-1	.000	0-0	—	0-2	2	0	0-0	0	0	0	0	1.0	0.0	0.0
Total	47-2	453	39-91	.429	20-41	.488	45-81	126	16	67-0	25	21	17	102	2.7	0.3	2.3

Three-point field goals: 4-13 (.308) '97-98.

KENNY FIELDS - 6-5 - 240 - Born 2/9/62 - UCLA - Drafted by Milwaukee, First Round, 1984

Season	G-GS	MIN	FGM-A	PCT	FTM-A	PCT	OFF-DEF	TOT	AST	PF-D	ST	TO	BS	TP	RPG	APG	PPG
84-85	51-1	535	84-191	.440	27-36	.750	41-43	84	38	84-2	9	32	10	195	1.6	0.7	3.8
85-86	78-3	1120	204-398	.513	91-132	.689	59-144	203	79	178-1	51	77	15	499	2.6	1.0	6.4
86-87	4-0	22	6-8	.750	1-5	.200	0-2	2	1	3-0	1	1	0	13	0.5	0.3	3.3
Total	133-4	1687	294-597	.492	119-173	.688	100-189	289	118	257-5	61	110	25	707	2.2	0.9	5.3

Three-point field goals: 0-4 (.000) '85-86.

PLAYOFFS

85-86	12-4	158	38-69	.551	12-23	.522	7-21	28	10	23-0	8	16	0	89	2.3	0.8	7.4
-------	------	-----	-------	------	-------	------	------	----	----	------	---	----	---	----	-----	-----	-----

Three-point field goals: 1-3 (.333).

MARCUS FIZER - 6-8 - 260 - Born 8/10/78 - Iowa State - Drafted by Chicago, First Round, 2000

Season	G-GS	MIN	FGM-A	PCT	FTM-A	PCT	OFF-DEF	TOT	AST	PF-D	ST	TO	BS	TP	RPG	APG	PPG
04-05	54-0	903	133-292	.455	70-103	.680	29-146	175	64	96-0	25	63	13	336	3.2	1.2	6.2

Three-point field goals: 0-6 (.000).

PHIL FORD - 6-2 - 183 - Born 2/9/56 - North Carolina - Drafted by Kansas City, First Round, 1978

Season	G-GS	MIN	FGM-A	PCT	FTM-A	PCT	OFF-DEF	TOT	AST	PF-D	ST	TO	BS	TP	RPG	APG	PPG
82-83	70-56	1447	93-410	.471	90-113	.796	18-78	96	252	158-2	46	113	3	477	1.4	3.6	6.8

Three-point field goals: 1-8 (.125).

T.J. FORD - 6-0 - 165 - Born 3/24/83 - Texas - Drafted by Milwaukee, First Round, 2003

Season	G-GS	MIN	FGM-A	PCT	FTM-A	PCT	OFF-DEF	TOT	AST	PF-D	ST	TO	BS	TP	RPG	APG	PPG
03-04	55-55	1472	153-398	.384	80-98	.816	37-140	177	356	123-0	60	139	3	391	3.2	6.5	7.1
04-05 - Injured - DNP																	
05-06	72-70	2557	328-789	.416	187-248	.754	63-248	311	473	196-3	104	219	7	878	4.3	6.6	12.2
Total	127-125	4029	481-1187	.405	267-346	.772	100-388	488	829	319-3	164	358	10	1269	3.8	6.5	10.0

Three-point field goals: 5-21 (.238) '03-04; 35-104 (.337) '05-06

PLAYOFFS

05-06	5-5	162	25-51	.490	11-12	.917	3-17	20	32	20-0	3	16	0	63	4.0	6.4	12.6
-------	-----	-----	-------	------	-------	------	------	----	----	------	---	----	---	----	-----	-----	------

Three-point field goals: 2-5 (.400).

GREG FOSTER - 6-11 - 250 - Born 10/3/68 - Texas-El Paso - Drafted by Washington, Second Round, 1990

Season	G-GS	MIN	FGM-A	PCT	FTM-A	PCT	OFF-DEF	TOT	AST	PF-D	ST	TO	BS	TP	RPG	APG	PPG
93-94	3-0	19	4-7	.571	2-2	1.00	0-3	3	0	3-0	0	1	1	10	1.0	0.0	3.3
01-02	6-0	24	2-9	.222	3-4	.750	0-8	8	1	4-0	0	0	0	7	1.3	0.2	1.2
Total	9-0	43	6-16	.375	5-6	.833	0-11	11	1	7-0	0	1	1	17	1.2	0.1	1.9

Three-point field goals: 0-4 (.000) '01-02.

JIM FOX - 6-10 - 230 - Born 4/7/43 - South Carolina - Drafted by Cincinnati, Eighth Round, 1965

Season	G-GS	MIN	FGM-A	PCT	FTM-A	PCT	OFF-DEF	TOT	AST	PF-D	ST	TO	BS	TP	RPG	APG	PPG
75-76	70-4	918	105-203	.517	62-79	.785	82-153	235	42	129-1	27	—	16	272	3.4	0.6	3.9

PLAYOFFS

75-76	3	33	4-5	.800	2-2	1.000	2-5	7	3	8-0	0	—	1	10	2.3	1.0	3.3
-------	---	----	-----	------	-----	-------	-----	---	---	-----	---	---	---	----	-----	-----	-----

GARY FREEMAN - 6-9 - 208 - Born 7/25/48 - Oregon State - Drafted by Milwaukee, First Round, 1970

Season	G-GS	MIN	FGM-A	PCT	FTM-A	PCT	OFF-DEF	TOT	AST	PF-D	ST	TO	BS	TP	RPG	APG	PPG
70-71	41-0	335	62-122	.508	28-38	.737	—	98	31	63-0	—	—	—	152	2.4	0.8	3.7

DAN GADZURIC - 6-11 - 245 - Born 2/2/78 - UCLA - Drafted by Milwaukee, Second Round, 2002

Season	G-GS	MIN	FGM-A	PCT	FTM-A	PCT	OFF-DEF	TOT	AST	PF-D	ST	TO	BS	TP	RPG	APG	PPG
02-03	49-30	760	70-145	.483	29-56	.518	66-131	197	9	125-3	22	27	52	169	4.0	0.2	3.4
03-04	75-0	1260	183-349	.524	58-118	.492	126-220	346	28	186-0	51	45	105	424	4.6	0.4	5.7
04-05	81-81	1783	243-451	.539	107-199	.538	261-413	674	30	224-1	47	81	106	593	8.3	0.4	7.3
05-06	74-0	885	171-309	.553	41-89	.461	91-141	232	24	171-2	25	35	43	383	3.1	0.3	5.2
06-07	54-8	840	108-228	.474	42-90	.467	94-152	246	29	141-3	22	49	32	258	4.6	0.5	4.8
07-08	51-4	534	64-154	.416	33-63	.524	67-77	144	11	83-0	20	34	24	161	2.8	0.2	3.2
08-09	67-26	941	117-244	.480	37-68	.544	95-160	255	39	162-4	32	41	43	271	3.8	0.6	4.0
09-10	32-6	314	39-89	.438	10-25	.400	38-54	92	12	63-0	9	15	13	88	2.9	0.4	2.8
Total	483-155	7317	995-1969	.505	357-708	.504	838-1348	2186	182	1155-13	228	327	418	2347	4.5	0.4	4.9

Three-point field goals: 0-1 (.000) '02-03; 0-1 (.000) '03-04; 0-0 (—) '04-05; 0-1 (.000) '05-06; 0-1 (.000) '06-07; 0-1 (.000) '07-08; 0-2 (.000) '08-09; 0-0 (—); Total 0-7 (.000).

ALL-TIME ROSTER

DAN GADZURIC (CONT.)

PLAYOFFS																			GENERAL INFO
03-04	1-0	9	2-5	.500	0-1	.000	0-1	1	2	1-0	1	0	0	4	1.0	2.0	4.0		
05-06	4-0	16	8-9	.889	1-2	.500	2-2	4	0	3-0	0	0	1	17	1.0	0.0	4.3		
09-10	7-0	76	9-17	.529	1-4	.250	10-14	24	1	15-0	1	6	5	40	2.7	0.1	3.4		
Total	12-0	101	19-30	.633	2-7	.286	12-17	29	3	19-0	2	6	6	40	2.4	0.3	3.3		
Three-point field goals: None attempted.																			

REECE GAINES - 6-6 - 205 - Born 1/7/81 - Louisville - Drafted by Orlando, First Round, 2003

Season	G-GS	MIN	FGM-A	PCT	FTM-A	PCT	OFF-DEF	TOT	AST	PF-D	ST	TO	BS	TP	RPG	APG	PPG
04-05	11-0	79	7-23	.304	0-0	.000	1-2	3	4	5-0	2	3	1	15	0.3	0.4	1.4
05-06	12-0	54	6-12	.500	1-4	.250	0-0	0	3	1-0	1	1	0	13	0.0	0.3	1.1
Total	23-0	133	13-35	.371	1-4	.250	1-2	3	7	6-0	3	4	1	28	0.1	0.3	1.2
Three-point field goals: 1-2 (.500) '04-'05; 0-2 (.000) '05-'06																	

DAVE GAMBEE - 6-6 - 215 - Born 4/16/37 - Oregon State - Drafted by St. Louis, First Round, 1958

Season	G-GS	MIN	FGM-A	PCT	FTM-A	PCT	OFF-DEF	TOT	AST	PF-D	ST	TO	BS	TP	RPG	APG	PPG	PLAYERS
68-69	34	624	150-323	.464	110-133	.827	---	179	32	99-4	---	---	---	410	5.3	0.9	12.1	

DICK GARRETT - 6-3 - 185 - Born 1/31/47 - Southern Illinois - Drafted by LA Lakers, Second Round, 1969

Season	G-GS	MIN	FGM-A	PCT	FTM-A	PCT	OFF-DEF	TOT	AST	PF-D	ST	TO	BS	TP	RPG	APG	PPG	PLAYERS
73-74	15-0	87	11-35	.314	5-6	.833	5-9	14	9	15-0	3	---	---	27	0.9	0.6	1.8	

Playoffs																		PER
73-74	8	46	2-7	.286	2-4	.500	1-2	3	7	7-0	2	---	0	6	0.4	0.9	0.8	

ROWLAND GARRETT - 6-8 - 212 - Born 7/16/50 - Florida State - Drafted by Chicago, Fifth Round, 1972

Season	G-GS	MIN	FGM-A	PCT	FTM-A	PCT	OFF-DEF	TOT	AST	PF-D	ST	TO	BS	TP	RPG	APG	PPG	PLAYERS
76-77	33-0	383	66-146	.452	23-29	.739	27-45	72	20	50-0	14	---	---	155	2.2	0.6	4.7	

CHRIS GATLING - 6-10 - 235 - Born 9/3/67 - Old Dominion - Drafted by Golden State, First Round, 1991

Season	G-GS	MIN	FGM-A	PCT	FTM-A	PCT	OFF-DEF	TOT	AST	PF-D	ST	TO	BS	TP	RPG	APG	PPG	2013-14 SEASON
98-99	48-3	775	17-265	.442	37-93	.398	52-127	179	32	118-0	32	62	10	272	3.7	0.7	5.7	

Three-point field goals: 0-1 (.000).																			
--------------------------------------	--	--	--	--	--	--	--	--	--	--	--	--	--	--	--	--	--	--	--

98-99	2-0	12	0-2	.000	0-2	.000	1-2	3	0	3-0	1	2	0	0	1.5	0.0	0.0	2013-14 SEASON
Three-point field goals: None attempted.																		

TATE GEORGE - 6-5 - 205 - Born 5/29/68 - Connecticut - Drafted by New Jersey, First Round, 1990

Season	G-GS	MIN	FGM-A	PCT	FTM-A	PCT	OFF-DEF	TOT	AST	PF-D	ST	TO	BS	TP	RPG	APG	PPG	STATS & RECORDS
94-95	3-0	8	1-3	.333	2-2	1.000	1-0	1	0	1-0	0	2	0	4	0.3	0.0	1.3	

Three-point field goals: 0-1 (.000).																			
--------------------------------------	--	--	--	--	--	--	--	--	--	--	--	--	--	--	--	--	--	--	--

JOHN GIANELLI - 6-10 - 225 - Born 6/10/50 - Pacific - Drafted by Houston, Second Round, 1972

Season	G-GS	MIN	FGM-A	PCT	FTM-A	PCT	OFF-DEF	TOT	AST	PF-D	ST	TO	BS	TP	RPG	APG	PPG	STATS & RECORDS
77-78	82-80	2327	307-629	.488	79-123	.642	166-343	509	192	189-54	54	147	92	693	6.2	2.3	8.5	

78-79	82-33	2057	256-527	.486	72-102	.706	122-286	408	160	196-44	44	106	106	584	5.0	2.0	7.1	STATS & RECORDS
Total	164-93	4384	563-1156	.487	151-225	.671	288-629	917	352	385-8	98	253	198	1277	5.6	2.1	7.8	

PLAYOFFS																		
77-78	9-9	290	25-59	.424	20-26	.769	16-42	58	14	24-0	8	13	11	70	6.4	1.6	7.8	

EDDIE GILL - 6-0 - 190 - Born 8/16/78 - Weber State - Not Drafted

Season	G-GS	MIN	FGM-A	PCT	FTM-A	PCT	OFF-DEF	TOT	AST	PF-D	ST	TO	BS	TP	RPG	APG	PPG	HISTORY
08-09	6-0	43	6-9	.667	0-0	---	0-4	4	11	10-0	3	5	1	14	0.7	1.8	2.3	

Three-point field goals: 2-3 (.667).																			
--------------------------------------	--	--	--	--	--	--	--	--	--	--	--	--	--	--	--	--	--	--	--

KENDALL GILL - 6-5 - 216 - Born 5/25/68 - Illinois - Drafted by Charlotte, First Round, 1990

Season	G-GS	MIN	FGM-A	PCT	FTM-A	PCT	OFF-DEF	TOT	AST	PF-D	ST	TO	BS	TP	RPG	APG	PPG	HISTORY
04-05	14-0	284	32-80	.400	18-20	.900	11-26	37	27	37-0	14	9	4	85	2.6	1.9	6.1	

Three-point field goals: 3-9 (.333).																			
--------------------------------------	--	--	--	--	--	--	--	--	--	--	--	--	--	--	--	--	--	--	--

ARMEN GILLIAM - 6-9 - 260 - Born 5/28/64 - UNLV - Drafted by Phoenix, First Round, 1987

Season	G-GS	MIN	FGM-A	PCT	FTM-A	PCT	OFF-DEF	TOT	AST	PF-D	ST	TO	BS	TP	RPG	APG	PPG	NBA
96-97	80-25	2050	246-522	.471	199-259	.768	136-361	497	53	206-0	61	105	40	691	6.2	0.7	8.6	

97-98	82-25	2114	327-676	.484	267-333	.802	146-293	439	104	177-1	65	148	37	921	5.4	1.3	11.2	NBA
98-99	34-5	668	101-223	.453	79-101	.782	33-93	126	19	48-0	22	36	12	281	3.7	0.6	8.3	

Total	196-55	4832	674-1421	.474	545-693	.786	315-747	1062	176	431-1	148	289	89	1893	5.4	0.9	9.7
Three-point field goals: 0-4 (.000) '97-98; 0-1 (.000) '98-99; Total 0-5 (.000).																	

PLAYOFFS																		
98-99	3-0	35	6-15	.400	5-5	1.00	0-5	5	1	4-0	2	1	1	17	1.7	0.3	5.7	

Three-point field goals: None attempted.																			
--	--	--	--	--	--	--	--	--	--	--	--	--	--	--	--	--	--	--	--

MIKE GLENN - 6-2 - 189 - Born 9/10/55 - Southern Illinois - Drafted by Chicago, Second Round, 1977

Season	G-GS	MIN	FGM-A	PCT	FTM-A	PCT	OFF-DEF	TOT	AST	PF-D	ST	TO	BS	TP	RPG	APG	PPG	OPONENTS
85-86	38-1	573	94-190	.495	47-49	.959	4-53	57	39	42-0	9	18	3	235	1.5	1.0	6.2	

86-87	4-0	34	5-13	.385	5-7	.714	0-2	2	1	3-0	1	0	0	15	0.5	0.3	3.8	OPONENTS
Total	42-1	607	99-203	.488	52-56	.929	4-55	59	40	45-0	10	18	3	250	1.4	1.0	6.0	

Three-point field goals: None attempted.																			
--	--	--	--	--	--	--	--	--	--	--	--	--	--	--	--	--	--	--	--

PLAYOFFS																	
85-86	10-0	114	13-36	.361	10-12	.833	3-8	11	8	6-0	1	5	0	36	1.1	0.8	3.6

Three-point field goals: 0-1 (.000).																			
--------------------------------------	--	--	--	--	--	--	--	--	--	--	--	--	--	--	--	--	--	--	--

MIKE GMINSKI - 6-11 - 261 - Born 8/3/59 - Duke - Drafted by New Jersey, First Round, 1980

Season	G-GS	MIN	FGM-A	PCT	FTM-A	PCT	OFF-DEF	TOT	AST	PF-D	ST	TO	BS	TP	RPG	APG	PPG	MEDIA
93-94	8-1	54	5-24	.208	3-4	.750	3-12	15	0	3-0	0	2	3	13	1.9	0.0	1.6	

Three-point field goals: None attempted.																			
--	--	--	--	--	--	--	--	--	--	--	--	--	--	--	--	--	--	--	--

ALL-TIME ROSTER

ANTHONY GOLDWIRE - 6-2 - 182 - Born 9/6/71 - Houston - Drafted by Phoenix, Second Round, 1994

Season	G-GS	MIN	FGM-A	PCT	FTM-A	PCT	OFF-DEF	TOT	AST	PF-D	ST	TO	BS	TP	RPG	APG	PPG
04-05	24-2	482	53-121	.438	19-23	.826	9-42	51	78	27-0	15	14	0	154	2.1	3.3	6.4

Three-point field goals: 29-71 (.408)

DREW GOODEN - 6-10 - 230 - Born 9/24/81 - Kansas - Drafted by Memphis, First Round, 2002

Season	G-GS	MIN	FGM-A	PCT	FTM-A	PCT	OFF-DEF	TOT	AST	PF-D	ST	TO	BS	TP	RPG	APG	PPG
10-11	35-18	860	156-362	.431	81-102	.794	73-165	238	47	98-1	21	46	18	396	6.8	1.3	11.3
11-12	56-46	1469	287-657	.437	176-208	.846	130-233	363	144	112-0	46	109	34	766	6.5	2.6	13.7
12-13	16-0	151	20-61	.328	11-16	.688	13-18	31	6	21-0	5	9	6	524	1.9	0.4	3.3
Total	107-64	2480	463-1080	.429	268-326	.822	216-416	632	197	231-1	72	164	58	1214	5.9	1.8	11.3

Three-point field goals: 3-20 (.150) '10-11; 16-55 (.291) '11-12; 1-5 (.200) '12-13; Total 20-80 (.250).

PAUL GRANT - 7-0 - 245 - Born 1/6/74 - Wisconsin - Drafted by Minnesota, First Round, 1997

Season	G-GS	MIN	FGM-A	PCT	FTM-A	PCT	OFF-DEF	TOT	AST	PF-D	ST	TO	BS	TP	RPG	APG	PPG
98-99	2-0	5	1-2	.500	0-0	----	0-0	0	0	0-0	1	1	0	2	0.0	0.0	1.0

Three-point field goals: None attempted.

JEFF GRAYER - 6-5 - 210 - Born 12/17/65 - Iowa State - Drafted by Milwaukee, First Round, 1988

Season	G-GS	MIN	FGM-A	PCT	FTM-A	PCT	OFF-DEF	TOT	AST	PF-D	ST	TO	BS	TP	RPG	APG	PPG
88-89	11-2	200	32-73	.438	17-20	.850	14-21	35	22	15-0	10	19	1	81	3.2	2.0	7.4
89-90	71-40	1427	224-487	.460	99-152	.651	94-123	217	107	125-0	48	82	10	548	3.1	1.5	7.7
90-91	82-7	1422	210-485	.433	101-147	.687	111-135	246	123	98-0	48	86	9	521	3.0	1.5	6.4
91-92	82-11	1659	309-689	.448	102-153	.667	129-128	257	150	142-0	64	105	13	739	3.1	1.8	9.0
Total	246-60	4708	775-1734	.447	319-472	.676	348-407	755	402	380-0	170	292	33	1889	3.1	1.6	7.7

Three-point field goals: 0-2 (.000) '88-89; 1-8 (.125) '89-90; 0-3 (.000) '90-91; 19-66 (.288) '91-92; Total 20-79 (.253).

PLAYOFFS

89-90	4-0	12	0-0	.000	0-0	.000	0-2	2	1	1-0	0	1	0	0	0.5	0.3	0.0
90-91	3-0	37	5-13	.385	5-6	.833	3-3	6	6	2-0	1	3	0	15	2.0	2.0	5.0
Total	7-0	49	5-13	.385	5-6	.833	3-5	8	7	3-0	1	4	0	15	1.1	1.0	2.1

Three-point field goals: None attempted.

BOB GREACEN - 6-7 - 210 - Born 9/15/47 - Rutgers - Drafted by Milwaukee, Second Round, 1969

Season	G-GS	MIN	FGM-A	PCT	FTM-A	PCT	OFF-DEF	TOT	AST	PF-D	ST	TO	BS	TP	RPG	APG	PPG
69-70	41	292	44-109	.404	18-28	.643	---	59	27	49-0	---	---	---	106	1.4	0.7	2.6
70-71	2-0	43	1-12	.083	3-7	.429	---	6	13	7-0	---	---	---	5	3.0	6.5	2.5
Total	43	335	45-121	.372	21-35	.600	---	65	40	56-0	---	---	---	111	1.5	0.9	2.6

PLAYOFFS

69-70	1	8	1-4	.250	0-1	.000	---	2	3	0-0	---	---	---	2	2.0	3.0	2.0
70-71	7	16	4-11	.364	4-4	1.000	---	5	0	4-0	---	---	---	12	0.7	0.0	1.7
Total	8	24	5-15	.333	4-5	.800	---	7	3	4-0	---	---	---	14	0.9	0.4	1.8

LITTERAL GREEN - 6-1 - 195 - Born 3/7/70 - Georgia - Drafted by Chicago, Second Round, 1992

Season	G-GS	MIN	FGM-A	PCT	FTM-A	PCT	OFF-DEF	TOT	AST	PF-D	ST	TO	BS	TP	RPG	APG	PPG
97-98	21-0	124	5-23	.217	15-20	.750	1-6	7	16	11-0	4	8	0	25	0.3	0.8	1.2

Three-point field goals: 0-2 (.000).

RICKEY GREEN - 6-0 - 172 - Born 8/18/54 - Michigan - Drafted by Golden State, First Round, 1977

Season	G-GS	MIN	FGM-A	PCT	FTM-A	PCT	OFF-DEF	TOT	AST	PF-D	ST	TO	BS	TP	RPG	APG	PPG
88-89	30-0	501	72-132	.545	17-19	.895	7-39	46	105	19-0	22	33	2	163	1.5	3.5	5.4

Three-point field goals: 2-6 (.333).

PLAYOFFS

88-89	8-0	110	12-29	.414	4-4	1.000	3-10	13	18	9-0	5	4	0	29	1.6	2.3	3.6
-------	-----	-----	-------	------	-----	-------	------	----	----	-----	---	---	---	----	-----	-----	-----

Three-point field goals: 1-2 (.500).

LYNN GREER - 6-1 - 175 - Born 10/23/79 - Temple - Not Drafted

Season	G-GS	MIN	FGM-A	PCT	FTM-A	PCT	OFF-DEF	TOT	AST	PF-D	ST	TO	BS	TP	RPG	APG	PPG
06-07	41-0	432	61-141	.433	27-32	.844	2-25	27	53	6-0	17	18	1	167	0.7	1.3	4.1

Three-point field goals: 18-52 (.346).

GARY GREGOR - 6-7 - 225 - Born 8/13/45 - South Carolina - Drafted by Phoenix, First Round, 1968

Season	G-GS	MIN	FGM-A	PCT	FTM-A	PCT	OFF-DEF	TOT	AST	PF-D	ST	TO	BS	TP	RPG	APG	PPG
72-73	9-0	88	11-33	.333	5-7	.714	---	29	56	39-0	---	---	---	134	3.2	6.2	5.0

KEVIN GREVEY - 6-5 - 210 - Born 5/12/53 - Kentucky - Drafted by Washington, First Round, 1975

Season	G-GS	MIN	FGM-A	PCT	FTM-A	PCT	OFF-DEF	TOT	AST	PF-D	ST	TO	BS	TP	RPG	APG	PPG
83-84	64-3	923	178-395	.451	78-84	.893	30-51	81	75	95-0	27	45	4	446	1.3	1.2	7.0
84-85	78-6	1182	190-424	.448	88-107	.822	27-76	103	94	85-1	30	55	2	476	1.3	1.2	6.1
Total	142-9	2105	368-819	.449	166-191	.869	57-127	184	169	180-1	57	100	6	922	1.3	1.2	6.5

Three-point field goals: 15-53 (.283) '83-84; 8-33 (.242) '84-85; Total 23-86 (.267).

PLAYOFFS

83-84	5-0	27	2-9	.222	4-6	.667	0-2	2	1	1-0	0	1	0	8	0.4	0.2	1.6
84-85	5-0	28	4-13	.308	4-4	1.000	1-1	2	2	5-0	2	0	1	12	0.4	0.4	2.4
Total	10-0	55	6-22	.273	8-10	.800	1-3	4	3	6-0	2	1	0	20	0.4	0.4	2.0

Three-point field goals: None attempted.

ERNIE GRUNFELD - 6-6 - 215 - Born 4/24/55 - Tennessee - Drafted by Milwaukee, First Round, 1977

Season	G-GS	MIN	FGM-A	PCT	FTM-A	PCT	OFF-DEF	TOT	AST	PF-D	ST	TO	BS	TP	RPG	APG	PPG
77-78	73-1	1261	204-461	.443	94-143	.657	70-124	194	145	150-1	54	98	19	502	2.7	2.0	6.9
78-79	82-7	1778	326-661	.493	191-251	.761	124-236	360	216	220-3	58	141	15	843	4.4	2.6	10.3
Total	155-8	3039	530-1122	.472	285-394	.723	194-360	554	361	370-4	112	239	34	1345	3.6	2.3	8.7

PLAYOFFS

77-78	7-0	77	17-32	.531	4-5	.800	4-7	11	17	6-0	3	7	1	38	1.6	2.4	5.4
-------	-----	----	-------	------	-----	------	-----	----	----	-----	---	---	---	----	-----	-----	-----

MARCUS HAISLIP - 6-10 - 230 - Born 12/22/80 - Tennessee - Drafted by Milwaukee, First Round, 2002

Season	G-GS	MIN	FGM-A	PCT	FTM-A	PCT	OFF-DEF	TOT	AST	PF-D	ST	TO	BS	TP	RPG	APG	PPG
02-03	39-8	441	66-153	.431	26-38	.684	21-32	53	9	55-1	7	21	18	161	1.4	0.2	4.1
03-04	31-0	263	36-74	.486	20-28	.714	21-32	53	4	25-0	6	9	12	93	1.7	0.1	3.0
Total	70-8	704	102-227	.449	46-66	.697	42-64	106	13	80-1	13	30	30	254	1.5	0.2	3.6

Three-point field goals: 3-12 (.250) '02-03; 1-2 (.500) '03-04

DARVIN HAM - 6-7 - 240 - Born 7/23/73 - Texas Tech - Not Drafted

Season	G-GS	MIN	FGM-A	PCT	FTM-A	PCT	OFF-DEF	TOT	AST	PF-D	ST	TO	BS	TP	RPG	APG	PPG
99-00	35-21	792	71-128	.555	35-78	.449	85-87	172	42	102-1	29	29	29	177	4.9	1.2	5.1
00-01	29-13	540	39-80	.488	29-49	.592	56-65	121	25	85-0	17	33	21	109	4.2	0.9	3.8
01-02	70-2	1208	120-211	.569	62-123	.504	91-111	202	73	175-0	25	83	37	303	2.9	1.0	4.3
Total	134-36	2540	230-419	.549	126-250	.504	232-263	495	140	362-1	71	145	87	589	3.7	1.0	4.4

Three-point field goals: 0-1 (.000) '99-00; 2-3 (.667) '00-01; 1-7 (.143) '01-02. Total 3-11 (.273).

PLAYOFFS

Season	G-GS	MIN	FGM-A	PCT	FTM-A	PCT	OFF-DEF	TOT	AST	PF-D	ST	TO	BS	TP	RPG	APG	PPG
99-00	5-5	144	11-17	.647	3-9	.333	17-12	29	7	22-0	1	7	8	25	5.8	1.4	5.0
00-01	14-6	132	9-15	.600	11-20	.550	10-9	19	5	31-1	4	6	7	29	1.4	0.4	2.1
Total	19-11	276	20-32	.625	14-29	.483	27-21	48	12	53-1	5	13	15	54	2.5	0.6	2.8

Three-point field goals: 0-1 (.000) '99-00.

ZENDON HAMILTON - 6-11 - 240 - Born 4/27/75 - St. John's - Not Drafted

Season	G-GS	MIN	FGM-A	PCT	FTM-A	PCT	OFF-DEF	TOT	AST	PF-D	ST	TO	BS	TP	RPG	APG	PPG
04-05	16-0	159	11-32	.344	29-48	.604	18-24	42	6	26-0	5	12	2	51	2.6	0.4	3.2

Three-point field goals: None attempted.

DARRIN HANCOCK - 6-7 - 212 - Born 11/3/71 - Kansas - Drafted by Charlotte, Second Round, 1994

Season	G-GS	MIN	FGM-A	PCT	FTM-A	PCT	OFF-DEF	TOT	AST	PF-D	ST	TO	BS	TP	RPG	APG	PPG
96-97	9-0	39	2-6	.333	0-0	----	1-4	5	4	7-0	2	4	0	4	0.6	0.4	0.4

Three-point field goals: None attempted.

TOBIAS HARRIS - 6-8 - 226 - Born 7/15/92 - Tennessee - Drafted by Charlotte, First Round, 2011

Season	G-GS	MIN	FGM-A	PCT	FTM-A	PCT	OFF-DEF	TOT	AST	PF-D	ST	TO	BS	TP	RPG	APG	PPG
11-12	42-9	479	79-169	.467	44-54	.815	30-71	101	22	45-0	13	31	7	208	2.4	0.5	5.0
12-13	28-14	325	53-115	.461	23-26	.885	17-40	57	13	31-0	8	18	7	136	2.0	0.5	4.9
Total	70-23	804	132-284	.465	67-80	.834	47-111	158	35	76-0	21	49	14	344	2.3	0.5	4.9

Three-point field goals: 6-23 (.261); 7-21 (.333) '12-13; Total 13-44 (.295).

JASON HART - 6-3 - 185 - Born 4/29/78 - Syracuse - Drafted by Milwaukee, Second Round, 2000

Season	G-GS	MIN	FGM-A	PCT	FTM-A	PCT	OFF-DEF	TOT	AST	PF-D	ST	TO	BS	TP	RPG	APG	PPG
00-01	1-0	10	1-1	1.00	0-0	.000	0-0	0	1	0-0	0	2	0	2	0.0	1.0	2.0

Three-point field goals: None attempted.

CEDRIC HENDERSON - 6-8 - 230 - Born 10/3/65 - Georgia - Drafted by Atlanta, Second Round, 1986

Season	G-GS	MIN	FGM-A	PCT	FTM-A	PCT	OFF-DEF	TOT	AST	PF-D	ST	TO	BS	TP	RPG	APG	PPG
86-87	2-0	6	2-3	.667	2-2	1.000	1-4	5	0	1-0	0	3	0	6	2.5	0.0	3.0

Three-point field goals: None attempted.

GERALD HENDERSON - 6-2 - 175 - Born 1/16/56 - VA Commonwealth - Drafted by San Antonio, Third Round, 1978

Season	G-GS	MIN	FGM-A	PCT	FTM-A	PCT	OFF-DEF	TOT	AST	PF-D	ST	TO	BS	TP	RPG	APG	PPG
89-90	11-0	129	11-26	.423	2-2	1.000	3-9	12	13	14-0	8	8	0	27	1.1	1.2	2.5

Three-point field goals: 3-7 (.429).

JEROME HENDERSON - 6-11 - 230 - Born 10/5/59 - New Mexico - Not Drafted

Season	G-GS	MIN	FGM-A	PCT	FTM-A	PCT	OFF-DEF	TOT	AST	PF-D	ST	TO	BS	TP	RPG	APG	PPG
86-87	6-0	36	4-13	.308	4-4	1.000	2-5	7	0	12-0	1	6	1	12	1.2	0.0	2.0

Three-point field goals: Not attempted.

CONNER HENRY - 6-7 - 195 - Born 7/21/63 - Cal-Santa Barbara - Drafted by Houston, Fourth Round, 1986

Season	G-GS	MIN	FGM-A	PCT	FTM-A	PCT	OFF-DEF	TOT	AST	PF-D	ST	TO	BS	TP	RPG	APG	PPG
87-88	14-2	145	13-41	.317	4-7	.571	5-14	19	29	1-0	4	14	1	32	1.4	2.1	2.3

Three-point field goals: 2-3 (.667).

STEVE HENSON - 6-1 - 179 - Born 2/2/68 - Kansas State - Drafted by Milwaukee, Second Round, 1990

Season	G-GS	MIN	FGM-A	PCT	FTM-A	PCT	OFF-DEF	TOT	AST	PF-D	ST	TO	BS	TP	RPG	APG	PPG
90-91	68-0	690	79-189	.418	38-42	.905	14-37	51	83	83-0	32	43	0	214	0.8	1.2	3.1
91-92	50-1	386	52-144	.361	23-29	.793	17-24	41	82	50-0	15	40	1	150	0.8	1.6	3.0
Total	118-1	1076	131-333	.393	61-71	.859	31-61	92	165	133-0	47	83	1	364	0.8	1.4	3.1

Three-point field goals: 18-54 (.333) '90-91; 23-48 (.479) '91-92; Total 41-102 (.402).

PLAYOFFS

Season	G-GS	MIN	FGM-A	PCT	FTM-A	PCT	OFF-DEF	TOT	AST	PF-D	ST	TO	BS	TP	RPG	APG	PPG
90-91	3-0	40	6-12	.500	3-4	.750	0-3	3	3	3-0	1	6	0	17	1.0	1.0	5.7

Three-point field goals: 2-3 (.667).

FRED HETZEL - 6-8 - 230 - Born 7/21/42 - Davidson - Drafted by San Francisco, First Round, 1965

Season	G-GS	MIN	FGM-A	PCT	FTM-A	PCT	OFF-DEF	TOT	AST	PF-D	ST	TO	BS	TP	RPG	APG	PPG
68-69	53	1591	760-316	.416	211-252	.837	----	473	83	193-6	----	----	----	843	8.9	1.6	15.9

ARMOND HILL - 6-4 - 190 - Born 3/31/53 - Princeton - Drafted by Atlanta, First Round, 1976

Season	G-GS	MIN	FGM-A	PCT	FTM-A	PCT	OFF-DEF	TOT	AST	PF-D	ST	TO	BS	TP	RPG	APG	PPG
82-83	14-3	169	14-26	.538	18-22	.818	5-15	20	27	20-0	9	13	0	46	1.4	1.9	3.3

Three-point field goals: None attempted.

TYRONE HILL - 6-9 - 250 - Born 3/19/68 - Xavier (OH) - Drafted by Golden State, First Round, 1990

Season	G-GS	MIN	FGM-A	PCT	FTM-A	PCT	OFF-DEF	TOT	AST	PF-D	ST	TO	BS	TP	RPG	APG	PPG
97-98	57-56	2064	208-418	.498	155-255	.608	212-396	608	88	230-8	67	106	30	571	10.7	1.5	10.0
98-99	17-17	517	50-118	.424	46-81	.568	51-83	134	17	68-0	18	24	8	146	7.9	1.0	8.6
Total	74-73	2581	258-536	.481	201-336	.598	263-479	742	105	298-8	85	130	38	717	10.0	1.4	9.7

Three-point field goals: 0-1 (.000) '97-98.

GENERAL
INFO

FRONT
OFFICE

PLAYERS

2013-14
SEASON

STATS &
RECORDS

HISTORY

NBA

OPPONENTS

MEDIA

ALL-TIME ROSTER

DARINGTON HOBSON - 6-7 - 210 - Born 9/29/87 - New Mexico - Drafted by Milwaukee, Second Round, 2010

Season	G-GS	MIN	FGM-A	PCT	FTM-A	PCT	OFF-DEF	TOT	AST	PF-D	ST	TO	BS	TP	RPG	APG	PPG
11-12	5-0	39	2-13	.154	0-0	---	0-3	3	6	1-0	0	2	0	4	0.6	1.2	0.8

Three-point field goals: 0-6 (.000).

JULIUS HODGE - 6-7 - 210 - Born 11/18/83 - North Carolina State - Drafted by Denver, First Round, 2005

Season	G-GS	MIN	FGM-A	PCT	FTM-A	PCT	OFF-DEF	TOT	AST	PF-D	ST	TO	BS	TP	RPG	APG	PPG
06-07	5-0	28	4-7	.571	1-2	.500	1-4	5	2	3-0	1	2	0	9	1.0	0.4	1.8

Three-point field goals: None attempted.

CRAIG HODGES - 6-3 - 190 - Born 6/27/60 - Long Beach State - Drafted by San Diego, Third Round, 1982

Season	G-GS	MIN	FGM-A	PCT	FTM-A	PCT	OFF-DEF	TOT	AST	PF-D	ST	TO	BS	TP	RPG	APG	PPG
84-85	82-63	2496	359-733	.490	106-130	.815	74-112	186	349	262-8	96	135	2	871	2.3	4.3	10.6
85-86	66-66	1739	284-568	.500	75-86	.872	39-78	117	229	157-3	74	89	2	716	1.8	3.5	10.8
86-87	78-43	2147	315-682	.462	131-147	.891	48-92	140	240	189-3	76	124	7	846	1.8	3.1	10.8
87-88	43-0	983	155-345	.449	32-39	.821	12-34	46	109	80-1	30	49	0	397	1.1	2.5	9.2
Total	269-172	7365	1113-2328	.478	344-402	.856	173-316	489	927	688-15	276	397	11	2830	1.8	3.4	10.5

Three-point field goals: 47-135 (.348) '84-'85; 73-162 (.451) '85-'86; 85-228 (.373) '86-'87; 55-118 (.466) '87-'88; Total 260-643 (.404).

PLAYOFFS

Season	G-GS	MIN	FGM-A	PCT	FTM-A	PCT	OFF-DEF	TOT	AST	PF-D	ST	TO	BS	TP	RPG	APG	PPG
84-85	8-8	216	28-77	.364	4-5	.800	2-11	13	26	29-2	12	18	1	64	1.6	3.3	8.0
85-86	14-14	460	74-145	.510	27-34	.794	9-16	25	63	44-1	32	24	2	189	1.8	4.5	13.5
86-87	12-0	226	40-77	.519	10-11	.909	11-11	22	20	16-0	9	3	2	95	1.8	1.7	7.9
Total	34-22	902	142-299	.475	41-50	.820	22-38	60	109	89-3	53	45	5	348	1.8	3.2	10.2

Three-point field goals: 4-23 (.174) '84-'85; 14-31 (.452) '85-'86; 5-17 (.294) '86-'87; Total 23-71 (.324).

BRAD HOLLAND - 6-3 - 185 - Born 12/6/56 - UCLA - Drafted by LA Lakers, First Round, 1979

Season	G-GS	MIN	FGM-A	PCT	FTM-A	PCT	OFF-DEF	TOT	AST	PF-D	ST	TO	BS	TP	RPG	APG	PPG
81-82	1-0	9	0-5	.000	0-2	.000	0-0	0	2	1-0	0	1	0	0	0.0	2.0	0.0

Three-point field goals: None attempted.

PLAYOFFS

Season	G-GS	MIN	FGM-A	PCT	FTM-A	PCT	OFF-DEF	TOT	AST	PF-D	ST	TO	BS	TP	RPG	APG	PPG
81-82	1-0	3	1-1	1.000	0-0	.000	0-0	0	1	0-0	0	0	0	2	0.0	1.0	2.0

Three-point field goals: None attempted.

JERALD HONEYCUTT - 6-9 - 254 - Born 10/20/74 - Tulane - Drafted by Milwaukee, Second Round, 1997

Season	G-GS	MIN	FGM-A	PCT	FTM-A	PCT	OFF-DEF	TOT	AST	PF-D	ST	TO	BS	TP	RPG	APG	PPG
97-98	38-0	530	90-221	.407	36-58	.621	27-66	93	33	83-0	20	49	6	245	2.4	0.9	6.4
98-99	3-0	12	2-5	.400	1-2	.500	0-1	1	0	6-0	1	1	0	5	0.3	0.0	1.7
Total	41-0	542	92-226	.407	37-60	.617	27-67	94	33	89-0	21	50	6	250	2.3	0.8	6.1

Three-point field goals: 29-77 (.377) '97-'98; 0-3 (.000) '98-'99; Total 29-80 (.363).

DAVE HOPPEN - 6-11 - 235 - Born 3/13/64 - Nebraska - Drafted by Atlanta, Third Round, 1986

Season	G-GS	MIN	FGM-A	PCT	FTM-A	PCT	OFF-DEF	TOT	AST	PF-D	ST	TO	BS	TP	RPG	APG	PPG
87-88	3-0	35	4-11	.364	3-3	1.000	4-3	7	2	3-0	0	2	0	11	2.3	0.7	3.7

Three-point field goals: None attempted.

TITO HORFORD - 7-1 - 245 - Born 1/19/66 - Miami - Drafted by Milwaukee, Second Round, 1988

Season	G-GS	MIN	FGM-A	PCT	FTM-A	PCT	OFF-DEF	TOT	AST	PF-D	ST	TO	BS	TP	RPG	APG	PPG
88-89	25-0	112	15-46	.326	12-19	.632	9-13	22	3	4-0	1	15	7	42	0.9	0.1	1.7
89-90	35-0	236	8-62	.290	5-24	.208	9-40	59	2	33-0	5	4	6	51	1.7	0.1	1.5
Total	60-0	348	33-108	.306	27-43	.628	28-53	81	5	47-0	6	29	23	93	1.4	0.1	1.6

Three-point field goals: None attempted.

PLAYOFFS

Season	G-GS	MIN	FGM-A	PCT	FTM-A	PCT	OFF-DEF	TOT	AST	PF-D	ST	TO	BS	TP	RPG	APG	PPG
89-90	2-0	2	1-1	1.000	0-0	.000	0-0	0	0	0-0	0	0	0	2	0.0	0.0	1.0

Three-point field goals: None attempted.

EDDIE HOUSE - 6-1 - 175 - Born 5/14/78 - Arizona State - Drafted by Miami, Second Round, 2000

Season	G-GS	MIN	FGM-A	PCT	FTM-A	PCT	OFF-DEF	TOT	AST	PF-D	ST	TO	BS	TP	RPG	APG	PPG
04-05	5-0	41	6-17	.353	0-0	---	0-3	3	5	3-0	2	0	0	16	0.6	1.0	3.2

Three-point field goals: 4-6 (.667)

OTIS HOWARD - 6-7 - 230 - Born 11/5/56 - Austin Peay - Drafted by Milwaukee, Fourth Round, 1978

Season	G-GS	MIN	FGM-A	PCT	FTM-A	PCT	OFF-DEF	TOT	AST	PF-D	ST	TO	BS	TP	RPG	APG	PPG
78-79	3-0	22	5-11	.455	0-0	.000	5-2	7	1	8-0	0	2	0	10	2.3	0.3	3.3

JAY HUMPHRIES - 6-3 - 195 - Born 10/17/62 - Colorado - Drafted by Phoenix, First Round, 1984

Season	G-GS	MIN	FGM-A	PCT	FTM-A	PCT	OFF-DEF	TOT	AST	PF-D	ST	TO	BS	TP	RPG	APG	PPG
87-88	18-0	252	20-54	.370	9-14	.643	5-18	23	41	23-0	20	19	1	49	1.3	2.3	2.7
88-89	73-50	2220	345-714	.483	129-158	.816	70-119	189	405	187-1	142	160	5	844	2.6	5.5	11.6
89-90	81-81	2818	496-1005	.494	224-285	.786	80-189	269	472	253-2	156	151	11	1237	3.3	5.8	15.3
90-91	80-80	2726	482-960	.502	191-239	.799	57-163	220	538	237-2	129	151	7	1215	2.8	6.7	15.2
91-92	71-71	2261	377-803	.469	195-249	.783	44-140	184	466	210-2	119	148	13	991	2.6	6.6	14.0
Total	323-282	10277	1720-3536	.486	748-945	.792	256-629	885	1922	910-7	566	629	37	4336	2.7	6.0	13.4

Three-point field goals: 102-7 (10.000) '87-'88; 25-94 (.266) '88-'89; 21-70 (.300) '89-'90; 60-161 (.373) '90-'91; 42-144 (.292) '91-'92; Total 148-471 (.314).

PLAYOFFS

Season	G-GS	MIN	FGM-A	PCT	FTM-A	PCT	OFF-DEF	TOT	AST	PF-D	ST	TO	BS	TP	RPG	APG	PPG
87-88	2-0	18	0-5	.000	0-0	.000	1-2	3	1	6-0	1	1	0	0	1.5	0.5	0.0
88-89	9-9	323	49-99	.495	30-34	.882	8-19	27	70	29-0	8	12	0	131	3.0	7.8	14.6
89-90	3-2	79	8-15	.533	10-13	.769	1-4	5	19	6-0	3	8	0	27	1.7	6.3	9.0
90-91	3-3	123	17-32	.531	9-10	.900	2-4	6	25	17-2	2	6	0	45	2.0	8.3	15.0
Total	17-14	543	74-151	.490	49-57	.859	12-29	41	115	58-2	14	27	0	203	2.4	6.8	11.9

Three-point field goals: 3-18 (.167) '88-'89; 1-3 (.333) '89-'90; 2-5 (.400) '90-'91; Total 6-26 (.231).

LINDSEY HUNTER - 6-2 - 205 - Born 12/3/70 - Jackson State - Drafted by Detroit, First Round, 1993

Season	G-GS	MIN	FGM-A	PCT	FTM-A	PCT	OFF-DEF	TOT	AST	PF-D	ST	TO	BS	TP	RPG	APG	PPG
00-01	82-5	2002	298-783	.381	77-96	.802	32-137	169	222	172-1	102	68	12	825	2.1	2.7	10.1

Three-point field goals: 152-407 (.373).

PLAYOFFS

Season	G-GS	MIN	FGM-A	PCT	FTM-A	PCT	OFF-DEF	TOT	AST	PF-D	ST	TO	BS	TP	RPG	APG	PPG
00-01	18-0	289	24-99	.242	8-11	.727	2-29	31	34	24-0	14	13	3	64	1.7	1.9	3.6

Three-point field goals: 8-53 (.151).

ALL-TIME ROSTER

ROYAL IVEY - 6-4 - 215 - Born 12/20/81 - Texas - Drafted by Atlanta, Second Round, 2004

Season	G-GS	MIN	FGM-A	PCT	FTM-A	PCT	OFF-DEF	TOT	AST	PF-D	ST	TO	BS	TP	RPG	APG	PPG
07-08	75-20	1437	149-378	.394	85-117	.726	38-80	118	160	166-1	45	75	7	418	1.6	2.1	5.6
08-09	18-0	90	9-28	.321	3-5	.600	1-7	8	10	14-0	9	6	0	23	0.4	0.6	1.3
Total	93-20	1527	158-406	.389	88-122	.721	39-87	126	170	180-1	54	81	7	441	1.4	1.8	4.7

Three-point field goals: 35-107 (.327) '07-'08; 2-11 (.182) '09-'10; Total 37-118 (.314).

PLAYOFFS

09-10	3-0	11	2-6	.333	0-0	---	0-0	0	2	1-0	0	1	1	4	0.0	0.7	1.3
-------	-----	----	-----	------	-----	-----	-----	---	---	-----	---	---	---	---	-----	-----	-----

Three-point field goals: 0-2 (.000)

DARNELL JACKSON - 6-9 - 253 - Born 11/7/85 - Kansas - Drafted by Miami, Second Round, 2008

Season	G-GS	MIN	FGM-A	PCT	FTM-A	PCT	OFF-DEF	TOT	AST	PF-D	ST	TO	BS	TP	RPG	APG	PPG
09-10	1-0	9	1-5	.200	0-0	---	1-1	2	0	2-0	0	0	0	2	2.0	0.0	2.0

Three-point field goals: None attempted.

JERMAINE JACKSON - 6-5 - 204 - Born 6/7/76 - Detroit Mercy - Not Drafted

Season	G-GS	MIN	FGM-A	PCT	FTM-A	PCT	OFF-DEF	TOT	AST	PF-D	ST	TO	BS	TP	RPG	APG	PPG
05-06	30-2	202	11-26	.423	12-14	.857	8-19-27	13	25	19-0	4	13	1	35	0.4	0.8	1.2

Three-point field goals: 1-4 (.250) '05-'06

PLAYOFFS

05-06	2-0	4	0-2	.000	0-0	.000	0-0	0	2	1-0	0	0	0	0	0.0	1.0	0.0
-------	-----	---	-----	------	-----	------	-----	---	---	-----	---	---	---	---	-----	-----	-----

Three-point field goals: None attempted.

STEPHEN JACKSON - 6-8 - 220 - Born 4/5/78 - Oak Hill Academy (HS) - Drafted by Phoenix, Second Round, 1997

Season	G-GS	MIN	FGM-A	PCT	FTM-A	PCT	OFF-DEF	TOT	AST	PF-D	ST	TO	BS	TP	RPG	APG	PPG
11-12	26-13	712	97-272	.357	50-60	.833	16-66	82	77	61-1	26	66	6	274	3.2	3.0	10.5

Three-point field goals: 30-108 (.278).

MIKE JAMES - 6-2 - 188 - Born 6/23/75 - Duquesne - Not Drafted

Season	G-GS	MIN	FGM-A	PCT	FTM-A	PCT	OFF-DEF	TOT	AST	PF-D	ST	TO	BS	TP	RPG	APG	PPG
04-05	47-0	1167	205-460	.446	67-90	.744	23-99	122	185	114-2	40	80	4	535	2.6	3.9	11.4

Three-point field goals: 58-152 (.382).

RICHARD JEFFERSON - 6-7 - 225 - Born 6/21/80 - Arizona - Drafted by Houston, First Round, 2001

Season	G-GS	MIN	FGM-A	PCT	FTM-A	PCT	OFF-DEF	TOT	AST	PF-D	ST	TO	BS	TP	RPG	APG	PPG
08-09	82-82	2939	537-1222	.439	417-518	.805	57-317	374	199	252-0	66	165	14	1607	4.6	2.4	19.6

Three-point field goals: 116-292 (.397).

BRANDON JENNINGS - 6-1 - 169 - Born 9/23/89 - Oak Hill Academy (VA) - Drafted by Milwaukee, First Round, 2009

Season	G-GS	MIN	FGM-A	PCT	FTM-A	PCT	OFF-DEF	TOT	AST	PF-D	ST	TO	BS	TP	RPG	APG	PPG
09-10	82-82	2671	451-1216	.371	223-273	.817	49-233	282	470	191-0	105	200	18	1270	3.4	5.7	15.5
10-11	63-61	2169	361-926	.390	199-246	.808	42-192	234	305	131-0	95	146	21	1019	3.7	4.8	16.2
11-12	66-66	2331	469-1121	.418	193-239	.808	49-177	226	365	114-0	104	146	22	1260	3.4	5.5	19.1
12-13	80-80	2897	497-1247	.399	230-281	.819	59-187	246	521	155-1	125	203	10	1397	3.1	6.5	17.5
Total	291-289	10068	1778-4510	.394	845-1039	.813	199-789	988	1661	591-1	429	695	71	4946	3.4	5.7	17.0

Three-point field goals: 145-388 (.374) '09-'10; 98-303 (.323) '10-'11; 129-388 (.332) '11-'12; 173-461 (.375) '12-'13; Total 545-1540 (.354).

PLAYOFFS

09-10	7-7	249	49-120	.408	21-26	.808	5-16	21	25	19-0	8	8	4	131	3.0	3.6	18.7
12-13	4-4	133	17-57	.298	13-18	.722	1-8	9	16	6-0	9	11	1	53	2.3	4.0	13.3
Total	11-11	382	66-177	.373	34-44	.773	6-24	30	41	25-0	17	19	5	184	2.7	3.7	16.7

Three-point field goals: 12-41 (.293) '09-'10; 6-28 (.214) '12-'13; Total 18-69 (.261).

ERVIN JOHNSON - 6-11 - 255 - Born 12/21/67 - New Orleans - Drafted by Seattle, First Round, 1993

Season	G-GS	MIN	FGM-A	PCT	FTM-A	PCT	OFF-DEF	TOT	AST	PF-D	ST	TO	BS	TP	RPG	APG	PPG
97-98	81-81	2261	253-471	.537	143-238	.601	242-443	685	59	321-7	79	117	158	649	8.5	0.7	8.0
98-99	50-7	1027	96-189	.508	64-105	.610	120-200	320	19	151-1	29	47	57	256	6.4	0.4	5.1
99-00	80-74	2129	144-279	.516	95-167	.605	233-415	648	44	298-6	81	80	127	383	8.1	0.6	4.8
00-01	82-19	1981	108-198	.545	50-93	.538	205-408	613	40	257-4	44	47	97	266	7.5	0.5	3.2
01-02	81-9	1660	89-193	.461	30-66	.455	142-324	466	27	219-4	37	52	82	208	5.8	0.3	2.6
02-03	69-17	1170	61-135	.452	30-44	.682	117-177	294	24	178-3	34	34	63	152	4.3	0.3	2.2
05-06	18-0	81	7-17	.412	1-2	.500	5-19	24	2	23-0	1	5	2	15	1.3	0.1	0.8
Total	461-207	10309	758-1482	.511	413-705	.586	1064-1986	3050	215	1447-25	305	382	586	1929	6.6	0.5	4.2

Three-point field goals: 0-1 (.000) '99-'00; 0-1 (.000) '01-'02. Total 0-2 (.000).

PLAYOFFS

98-99	3-2	92	6-13	.462	1-2	.500	8-10	18	1	9-0	2	0	5	13	6.0	0.3	4.3
99-00	5-5	155	10-20	.500	11-18	.611	14-35	49	2	19-0	6	3	6	31	9.8	0.4	6.2
00-01	18-10	577	39-68	.574	20-32	.625	59-135	194	10	52-3	9	12	37	98	10.8	0.6	5.4
02-03	6-3	76	3-8	.375	0-0	.000	6-18	24	3	20-0	3	3	5	6	4.0	0.5	1.0
05-06	3-0	11	0-1	.000	2-2	1.000	0-3	3	0	1-0	1	1	0	2	1.0	0.0	0.7
Total	35-20	911	58-110	.527	34-54	.630	87-201	288	16	101-1	21	19	53	150	8.2	0.5	4.3

Three-point field goals: None attempted

GEORGE JOHNSON - 6-7 - 205 - Born 12/8/56 - St. John's (NY) - Drafted by Milwaukee, First Round, 1978

Season	G-GS	MIN	FGM-A	PCT	FTM-A	PCT	OFF-DEF	TOT	AST	PF-D	ST	TO	BS	TP	RPG	APG	PPG
78-79	67-19	1157	165-342	.482	84-117	.718	106-254	360	81	187-5	75	100	49	414	5.4	1.2	6.2

MARQUES JOHNSON - 6-7 - 218 - Born 2/8/56 - UCLA - Drafted by Milwaukee, First Round, 1977

Season	G-GS	MIN	FGM-A	PCT	FTM-A	PCT	OFF-DEF	TOT	AST	PF-D	ST	TO	BS	TP	RPG	APG	PPG
77-78	80-80	2765	628-1204	.522	301-409	.736	292-555	847	190	221-3	92	175	103	1557	10.6	2.4	19.5
78-79	77-77	2779	820-1491	.550	332-437	.760	212-374	586	234	186-1	116	170	89	1972	7.6	3.0	25.6
79-80	77-77	2686	689-1267	.544	291-368	.791	217-349	566	273	173-0	100	185	70	1671	7.4	3.5	21.7
80-81	76-75	2542	636-1153	.552	269-381	.706	225-393	518	346	196-1	115	190	41	1541	6.8	4.6	20.3
81-82	60-52	1900	404-760	.532	182-260	.700	153-211	364	213	142-1	59	145	35	990	6.1	3.6	16.5
82-83	80-80	285	723-1420	.509	264-359	.735	196-366	562	363	211-0	100	196	56	1714	7.0	4.5	21.4
83-84	74-74	2715	646-1288	.502	241-340	.709	173-307	480	315	194-1	115	180	45	1535	6.5	4.3	20.6
Total	524-515	18240	4548-8583	.530	1880-2554	.736	1468-2455	3923	1934	1323-7	697	1241	439	10980	7.5	3.7	21.0

Three-point field goals: 2-9 (.222) '79-'80; 0-9 (.000) '80-'81; 0-3 (.000) '81-'82; 4-20 (.200) '82-'83; 2-13 (.154) '83-'84; Total 8-54 (.148).

GENERAL
INFO

FRONT
OFFICE

PLAYERS

2013-14
SEASON

STATS &
RECORDS

HISTORY

NBA

OPPONENTS

MEDIA

ALL-TIME ROSTER

MARQUES JOHNSON (CONT.)

PLAYOFFS																		
77-78	9-9	321	84-153	.549	48-64	.750	35-77	112	31	25-0	10	14	17	216	12.4	3.4	24.0	
78-79	7-7	303	54-128	.422	30-40	.750	17-31	48	20	20-0	5	8	6	139	6.9	2.9	19.9	
80-81	7-7	286	75-135	.556	23-32	.719	41-25	66	34	14-0	10	13	7	173	9.4	4.9	24.7	
81-82	6-6	235	44-100	.440	24-42	.571	23-21	44	20	25-0	6	12	2	113	7.3	3.3	14.4	
82-83	9-9	382	85-175	.486	28-43	.651	28-44	72	38	22-0	8	21	7	198	8.0	4.2	22.0	
83-84	16-16	605	129-273	.473	65-90	.722	29-56	85	55	50-0	17	43	6	324	5.3	3.4	20.3	
Total	54-54	2112	471-964	.489	218-311	.701	173-254	427	198	156-0	56	111	45	1163	7.9	3.7	21.5	
Three-point field goals: 1-3 (.333) '79-80; 0-1 (.000) '80-81; 1-4 (.250) '81-82; 0-1 (.000) '82-83; 1-4 (.250) '83-84; Total 3-13 (.231).																		

															ALL-STAR					
78-79	1-1	20	3-11	.273	4-6	.667	3-3	6	2	1-0	0	0	0	10	6.0	2.0	10.0			
79-80	1-1	34	1-6	.167	2-2	1.000	1-3	4	1	2-0	1	0	1	4	4.0	1.0	4.0			
80-81	1-0	19	1-2	.500	5-6	.833	1-3	4	2	2-0	0	0	0	7	4.0	2.0	7.0			
82-83	1-0	20	3-10	.300	1-2	.500	2-0	2	2	1-0	0	0	1	7	2.0	2.0	7.0			
Total	4-2	93	8-29	.276	12-16	.750	7-9	16	7	6-0	1	0	2	28	4.0	1.8	7.0			

Three-point field goals: None attempted.

MICKEY JOHNSON - 6-10 - 200 - Born 8/31/52 - Aurora - Drafted by Portland, Fourth Round, 1974

Season	G-GS	MIN	FGM-A	PCT	FTM-A	PCT	OFF-DEF	TOT	AST	PF-D	ST	TO	BS	TP	RPG	APG	PPG
80-81	82-82	2118	379-846	.448	262-332	.789	183-362	545	286	256-4	94	230	69	1023	6.6	3.5	12.5
81-82	76-71	1934	372-757	.491	233-291	.801	133-321	454	215	240-4	72	191	45	978	6.0	2.8	12.9
82-83	6-0	153	30-66	.455	7-9	.778	9-16	25	11	22-0	1	12	2	67	4.2	1.8	11.2
Total	164-153	4205	781-1669	.468	502-632	.794	325-699	1024	512	518-8	167	433	116	2068	6.2	3.1	12.6

Three-point field goals: 3-18 (.167) '80-81; 1-8 (.125) '81-82; 0-2 (.000) '82-83; Total 4-28 (.143).

															PLAYOFFS					
80-81	7-7	170	26-65	.400	30-35	.857	24-23	47	13	25-0	9	21	6	82	6.7	1.9	11.7			
81-82	6-1	206	43-75	.573	33-39	.846	15-17	32	18	27-1	8	13	4	119	5.3	3.0	19.8			
Total	13-8	376	69-140	.493	63-74	.851	39-40	79	31	52-1	17	34	10	201	6.1	2.4	15.5			

Three-point field goals: 0-1 (.000) '80-81; 0-1 (.000) '81-82; Total 0-2 (.000).

DAMON JONES - 6-3 - 185 - Born 8/25/76 - University of Houston - Not Drafted

Season	G-GS	MIN	FGM-A	PCT	FTM-A	PCT	OFF-DEF	TOT	AST	PF-D	ST	TO	BS	TP	RPG	APG	PPG
03-04	82-26	2016	120-524	.401	55-72	.764	15-155	170	478	92-0	30	103	4	573	2.1	5.8	7.0
08-09	18-0	108	11-34	.324	0-0	---	0-6	6	7	4-0	3	6	0	33	0.3	0.4	1.8
Total	100-26	2124	221-558	.396	55-72	.764	15-161	176	485	96-0	33	109	4	606	1.8	4.9	6.1

Three-point field goals: 98-273 (.359) '03-04; 11-28 (.393) '08-09; Total 109-301 (.362).

															PLAYOFFS					
03-04	5-5	144	18-34	.529	4-6	.667	2-18	20	37	14-0	5	9	0	50	4.0	7.4	10.0			

Three-point field goals: 10-21 (.476)

EARL JONES - 6-11 - 235 - Born 1/13/61 - District of Columbia - Drafted by LA Lakers, First Round, 1984

Season	G-GS	MIN	FGM-A	PCT	FTM-A	PCT	OFF-DEF	TOT	AST	PF-D	ST	TO	BS	TP	RPG	APG	PPG
85-86	12-0	43	5-12	.417	3-4	.750	4-6	10	4	13-0	0	7	1	13	0.8	0.3	1.1

Three-point field goals: None attempted.

WALI JONES - 6-2 - 185 - Born 2/14/42 - Villanova - Drafted by Detroit, Third Round, 1964

Season	G-GS	MIN	FGM-A	PCT	FTM-A	PCT	OFF-DEF	TOT	AST	PF-D	ST	TO	BS	TP	RPG	APG	PPG
71-72	48	1030	144-354	.407	74-90	.822	---	75	141	112-0	---	---	---	362	1.6	2.9	7.5
72-73	27	419	59-145	.407	16-18	.889	---	29	56	39-0	---	---	---	134	1.1	2.1	5.0
Total	75	1449	203-499	.407	90-108	.833	---	104	197	151-0	---	---	---	496	1.4	2.6	6.6

															PLAYOFFS					
71-72	9	200	36-82	.439	18-21	.857	---	18	20	27-1	---	---	---	90	2.0	2.2	10.0			

ADONIS JORDAN - 5-11 - 170 - Born 8/21/70 - Kansas - Drafted by Seattle, Second Round, 1993

Season	G-GS	MIN	FGM-A	PCT	FTM-A	PCT	OFF-DEF	TOT	AST	PF-D	ST	TO	BS	TP	RPG	APG	PPG
98-99	4-0	18	2-4	.500	2-4	.500	0-0	0	3	0-0	3	2	0	6	0.0	0.8	1.5

Three-point field goals: 0-2 (.000).

JEROME KERSEY - 6-7 - 245 - Born 6/26/62 - Longwood (VA) - Drafted by Portland, Second Round, 1984

Season	G-GS	MIN	FGM-A	PCT	FTM-A	PCT	OFF-DEF	TOT	AST	PF-D	ST	TO	BS	TP	RPG	APG	PPG
00-01	22-2	243	32-69	.464	8-16	.500	8-37	45	15	36-1	14	6	8	72	2.0	0.7	3.3

Three-point field goals: 0-1 (.000).

RANDOLPH KEYS - 6-7 - 210 - Born 4/19/66 - Southern Miss - Drafted by Cleveland, First Round, 1988

Season	G-GS	MIN	FGM-A	PCT	FTM-A	PCT	OFF-DEF	TOT	AST	PF-D	ST	TO	BS	TP	RPG	APG	PPG
95-96	69-1	816	87-208	.418	36-43	.837	41-84	125	65	139-2	32	33	6	232	1.8	0.9	3.4

Three-point field goals: 22-71 (.310).

TOBY KIMBALL - 6-8 - 225 - Born 9/7/42 - Connecticut - Drafted by Boston, Third Round, 1965

Season	G-GS	MIN	FGM-A	PCT	FTM-A	PCT	OFF-DEF	TOT	AST	PF-D	ST	TO	BS	TP	RPG	APG	PPG
71-72	74-9	971	107-229	.467	44-81	.543	---	312	60	137-0	---	---	---	258	4.2	0.8	3.5

															PLAYOFFS					
71-72	7	36	5-12	.417	2-2	1.000	---	6	2	3-0	---	---	---	12	0.9	0.3	1.7			

BREVIN KNIGHT - 5-10 - 170 - Born 11/8/75 - Stanford - Drafted by Cleveland, First Round, 1997

Season	G-GS	MIN	FGM-A	PCT	FTM-A	PCT	OFF-DEF	TOT	AST	PF-D	ST	TO	BS	TP	RPG	APG	PPG
03-04	21-1	420	46-105	.438	30-38	.789	3-45	48	98	56-1	29	25	0	123	2.3	4.7	5.9

Three-point field goals: 1-3 (.333).

															PLAYOFFS					
03-04	5-0	101	6-23	.261	9-11	.818	3-8	11	17	12-1	14	7	1	21	2.2	3.4	4.2			

Three-point field goals: None attempted.

ALL-TIME ROSTER

FRANK KORNET - 6-9 - 231 - Born 1/27/67 - Vanderbilt - Drafted by Milwaukee, Second Round, 1989

Season	G-GS	MIN	FGM-A	PCT	FTM-A	PCT	OFF-DEF	TOT	AST	PF-D	ST	TO	BS	TP	RPG	APG	PPG
89-90	57-0	438	42-114	.368	24-39	.615	25-46	71	21	54-0	14	23	3	113	1.2	0.4	2.0
90-91	32-0	157	23-62	.371	7-13	.538	10-14	24	9	28-0	5	11	1	58	0.8	0.3	1.8
Total	89-0	595	65-176	.369	31-52	.596	35-60	95	30	82-0	19	34	4	171	1.1	0.3	1.9

Three-point field goals: 5-20 (.250) '89-90; 5-18 (.278) '90-91; Total 10-38 (.263).

PLAYOFFS																	
89-90	2-0	4	0-1	.000	0-0	.000	0-1	1	0	1-0	0	1	0	0	0.5	0.0	0.0

Three-point field goals: 0-1 (.000).

LARRY KRYSKOWIAK - 6-10 - 245 - Born 9/23/64 - Montana - Drafted by Chicago, Second Round, 1986

Season	G-GS	MIN	FGM-A	PCT	FTM-A	PCT	OFF-DEF	TOT	AST	PF-D	ST	TO	BS	TP	RPG	APG	PPG
87-88	50-7	1050	128-266	.481	103-127	.811	88-143	231	50	137-0	18	57	8	359	4.6	1.0	7.2
88-89	80-77	2472	362-766	.473	289-351	.823	198-412	610	107	219-0	93	147	9	1017	7.6	1.3	12.7
89-90	16-7	381	43-118	.364	26-33	.788	16-60	76	25	41-0	10	19	2	112	4.8	1.6	7.0
90-91 - Injured - DNP																	
91-92	79-16	1848	293-660	.444	128-169	.757	131-298	429	114	218-2	54	115	12	714	5.4	1.4	9.0
Total	225-107	5751	826-1810	.456	546-680	.803	433-913	1346	296	615-2	175	338	31	2202	6.0	1.3	9.8

Three-point field goals: 0-3 (.000) '87-88; 4-12 (.333) '88-89; 0-2 (.000) '89-90; 0-5 (.000) '91-92; Total 4-22 (.182).

PLAYOFFS																	
87-88	5-5	163	13-29	.448	16-18	.889	13-21	34	7	17-0	4	5	0	42	6.8	1.4	8.4
88-89	8-8	239	29-68	.426	27-31	.871	14-31	45	12	22-0	2	16	1	85	5.6	1.5	10.6
90-91	3-0	25	1-6	.167	0-0	.000	0-3	3	2	3-0	1	0	0	2	1.0	0.7	0.7
Total	16-13	427	43-103	.417	43-49	.878	27-55	82	21	42-0	7	21	1	129	5.1	1.3	8.1

Three-point field goals: 0-2 (.000) '88-89.

STEVE KUBERSKI - 6-8 - 215 - Born 11/6/47 - Bradley - Drafted by Boston, Fourth Round, 1969

Season	G-GS	MIN	FGM-A	PCT	FTM-A	PCT	OFF-DEF	TOT	AST	PF-D	ST	TO	BS	TP	RPG	APG	PPG
74-75	59-2	517	62-159	.390	44-56	.786	52-71	123	35	59-0	11	---	3	168	2.1	0.6	2.8

TONI KUKOC - 6-11 - 235 - Born 9/18/68 - Croatia - Drafted by Chicago, Second Round, 1990

Season	G-GS	MIN	FGM-A	PCT	FTM-A	PCT	OFF-DEF	TOT	AST	PF-D	ST	TO	BS	TP	RPG	APG	PPG
02-03	63-0	1704	249-577	.432	137-194	.706	67-199	266	230	134-0	81	122	29	730	4.2	3.7	11.6
03-04	73-0	1522	211-506	.417	145-199	.729	60-211	271	200	110-0	59	110	21	616	3.7	2.7	8.4
04-05	53-6	1099	105-256	.410	44-61	.721	31-129	160	160	70-0	39	64	13	296	3.0	3.0	5.6
05-06	65-0	1018	116-298	.389	40-56	.714	26-124	150	139	87-0	33	66	17	317	2.3	2.1	4.9
Total	254-6	5343	681-1637	.416	366-510	.718	184-663	847	729	401	212	362	80	1959	3.3	2.9	7.7

Three-point field goals: 95-263 (.361) '02-03; 49-168 (.292) '03-04; 42-116 (.362) '04-05; 45-147 (.306) '05-06

PLAYOFFS																	
02-03	6-0	184	32-65	.492	14-20	.700	6-19	25	22	12-0	13	11	1	89	4.2	3.7	14.8
03-04	5-0	105	17-34	.500	4-8	.500	4-10	14	4	11-0	3	6	2	42	2.8	0.8	8.4
05-06	3-0	53	8-14	.571	1-2	.500	0-5	5	9	8-0	1	3	0	22	1.7	3.0	7.3
Total	14-0	342	57-113	.504	19-30	.633	10-34	44	35	31-0	17	20	3	153	3.1	2.5	10.9

Three-point field goals: 11-29 (.379) '02-03; 4-12 (.333) '03-04; 5-8 (.625) '05-06

DORON LAMB - 6-4 - 210 - Born 11/6/91 - Kentucky - Drafted by Milwaukee, Second Round, 2012

Season	G-GS	MIN	FGM-A	PCT	FTM-A	PCT	OFF-DEF	TOT	AST	PF-D	ST	TO	BS	TP	RPG	APG	PPG
12-13	23-0	280	33-95	.347	8-15	.533	3-14	17	20	27-0	7	16	0	78	0.7	0.9	3.4

Three-point field goals: 4-16 (.250).

JEFF LAMP - 6-5 - 195 - Born 3/9/59 - Virginia - Drafted by Portland, First Round, 1981

Season	G-GS	MIN	FGM-A	PCT	FTM-A	PCT	OFF-DEF	TOT	AST	PF-D	ST	TO	BS	TP	RPG	APG	PPG
85-86	44-1	701	109-243	.449	55-64	.859	34-87	121	64	88-1	20	30	3	276	2.8	1.5	6.3

Three-point field goals: 3-13 (.231).

JEROME LANE - 6-6 - 230 - Born 12/4/66 - Pittsburgh - Drafted by Denver, First Round, 1988

Season	G-GS	MIN	FGM-A	PCT	FTM-A	PCT	OFF-DEF	TOT	AST	PF-D	ST	TO	BS	TP	RPG	APG	PPG
91-92	2-0	6	1-1	1.000	1-2	.500	1-3	4	0	1-0	0	1	0	3	2.0	0.0	1.5

Three-point field goals: None attempted.

ANDREW LANG - 6-11 - 265 - Born 6/28/66 - Arkansas - Drafted by Phoenix, First Round, 1988

Season	G-GS	MIN	FGM-A	PCT	FTM-A	PCT	OFF-DEF	TOT	AST	PF-D	ST	TO	BS	TP	RPG	APG	PPG
96-97	52-52	1194	115-248	.464	44-61	.721	94-184	278	25	140-4	26	39	47	274	5.3	0.5	5.3
97-98	57-0	692	54-143	.378	44-57	.772	56-97	153	16	101-0	18	33	27	152	2.7	0.3	2.7
Total	109-52	1886	169-391	.432	88-118	.746	150-281	431	41	241-4	44	72	74	426	4.0	0.4	3.9

Three-point field goals: 0-0 (.000) '96-97; 0-1 (.000) '97-98.

DAN LANGHI - 6-9 - 210 - Born 11/28/77 - Vanderbilt - Drafted by Dallas, Second Round, 2000

Season	G-GS	MIN	FGM-A	PCT	FTM-A	PCT	OFF-DEF	TOT	AST	PF-D	ST	TO	BS	TP	RPG	APG	PPG
03-04	2-0	20	3-8	.375	0-0	.000	0-1	1	0	2-0	0	0	0	7	0.5	0.0	3.5

Three-point field goals: 1-2 (.500)

BOB LANIER - 6-10 - 268 - Born 9/10/48 - St. Bonaventure - Drafted by Detroit, First Round, 1970

Season	G-GS	MIN	FGM-A	PCT	FTM-A	PCT	OFF-DEF	TOT	AST	PF-D	ST	TO	BS	TP	RPG	APG	PPG
79-80	26-26	739	147-283	.519	113-144	.785	44-135	179	62	70-1	36	49	29	408	6.9	2.4	15.7
80-81	67-64	1753	376-716	.525	208-277	.751	128-285	413	179	184-0	73	139	81	961	6.2	2.7	14.3
81-82	74-72	1986	407-729	.558	182-242	.752	92-296	388	219	211-3	72	166	56	996	5.2	3.0	13.5
82-83	39-35	978	163-332	.491	91-133	.684	58-142	200	105	125-2	34	82	24	417	5.1	2.7	10.7
83-84	72-72	2007	392-685	.572	194-274	.708	141-314	455	186	228-8	58	163	51	978	6.3	2.6	13.6
Total	278-269	7463	1485-2745	.541	788-1070	.736	463-1172	1635	751	818-14	273	599	241	3760	5.9	2.7	13.5

Three-point field goals: 1-1 (1.000) '79-80; 1-1 (1.000) '80-81; 0-2 (.000) '81-82; 0-1 (.000) '82-83; 0-3 (.000) '83-84; Total 2-8 (.250).

PLAYOFFS																	
79-80	7-7	256	52-101	.515	31-42	.738	17-48	65	31	23-0	7	17	8	135	9.3	4.4	19.3
80-81	7-7	236	50-85	.588	23-32	.719	12-40	52	28	18-0	12	14	8	123	7.4	4.0	17.6
81-82	6-6	212	41-80	.513	14-25	.560	18-27	45	22	21-1	8	14	5	96	7.5	3.7	16.0
82-83	9-9	250	51-89	.573	21-35	.600	17-46	63	23	32-2	5	21	14	123	7.0	2.6	13.7
83-84	16-16	499	82-171	.480	39-44	.886	32-85	117	55	57-1	11	38	10	203	7.3	3.4	12.7
Total	45-45	1453	276-526	.525	128-178	.719	96-246	342	159	151-4	43	104	45	680	7.6	3.5	15.1

Three-point field goals: 0-1 (.000) '81-82.

GENERAL
INFO

FRONT
OFFICE

PLAYERS

2013-14
SEASON

STATS &
RECORDS

HISTORY

NBA

OPPONENTS

MEDIA

ALL-TIME ROSTER

BOB LANIER (CONT.)

ALL-STAR																	
81-82	1-0	11	3-7	.429	2-2	1.000	2-1	3	0	3-0	0	1	1	8	3.0	0.0	8.0
Three-point field goals: None attempted.																	

RICH LAUREL - 6-5 - 190 - Born 7/11/54 - Hofstra - Drafted by Portland, First Round, 1977

Season	G-GS	MIN	FGM-A	PCT	FTM-A	PCT	OFF-DEF	TOT	AST	PF-D	ST	TO	BS	TP	RPG	APG	PPG
77-78	10-10	57	10-31	.323	4-4	1.000	6-4	10	3	10-0	3	4	1	24	1.0	0.3	2.4

RUSSELL LEE - 6-5 - 185 - Born 1/27/50 - Marshall - Drafted by Milwaukee, First Round, 1972

Season	G-GS	MIN	FGM-A	PCT	FTM-A	PCT	OFF-DEF	TOT	AST	PF-D	ST	TO	BS	TP	RPG	APG	PPG
72-73	46-0	277	49-127	.386	32-43	.744	---	43	38	36-0	---	---	---	130	0.9	0.8	2.8
73-74	36-0	166	38-94	.404	11-16	.688	16-24	40	20	29-0	11	---	0	87	1.1	0.6	2.4
Total	82-0	443	87-221	.394	43-59	.729	16-24	83	58	65-0	11	---	0	217	1.0	0.7	2.6

PLAYOFFS

72-73	5	13	8-14	.571	0-0	.000	---	4	2	1-0	---	---	---	16	0.8	0.4	3.2
73-74	6	12	5-8	.625	1-4	.250	1-2	3	1	0-0	3	---	1	11	0.5	0.2	1.8
Total	11	25	13-22	.591	1-4	.250	1-2	7	3	1-0	3	---	1	27	0.6	0.3	2.5

JON LEUER - 6-10 - 228 - Born 5/14/89 - Wisconsin - Drafted by Milwaukee, Second Round, 2011

Season	G-GS	MIN	FGM-A	PCT	FTM-A	PCT	OFF-DEF	TOT	AST	PF-D	ST	TO	BS	TP	RPG	APG	PPG
11-12	46-12	555	97-191	.508	21-28	.750	45-75	120	25	67-0	14	18	17	218	2.6	0.5	4.7

Three-point field goals: 3-9 (.333)

ALTON LISTER - 7-0 - 248 - Born 10/1/58 - Arizona State - Drafted by Milwaukee, First Round, 1981

Season	G-GS	MIN	FGM-A	PCT	FTM-A	PCT	OFF-DEF	TOT	AST	PF-D	ST	TO	BS	TP	RPG	APG	PPG
81-82	80-23	1186	149-287	.519	64-123	.520	108-279	387	84	239-4	18	129	118	362	4.8	1.1	4.5
82-83	80-37	1885	272-514	.529	130-242	.537	168-400	568	111	328-18	50	186	177	674	7.1	1.4	8.4
83-84	82-72	1955	256-512	.500	114-182	.626	156-447	603	10	327-11	41	153	140	626	7.4	0.1	7.6
84-85	81-80	2091	322-598	.538	154-262	.588	219-428	647	127	287-5	49	183	167	798	8.0	1.6	9.9
85-86	81-19	1812	318-577	.551	160-266	.602	199-393	592	101	300-8	49	161	142	796	7.3	1.2	9.8
94-95	60-32	776	66-134	.493	35-70	.500	67-169	236	12	146-3	16	38	57	167	3.9	0.2	2.8
95-96	7-5	88	4-9	.444	2-2	1.000	7-22	29	4	15-0	0	4	3	10	4.1	0.6	1.4
Total	471-268	9793	1387-2631	.527	659-1147	.575	924-2138	3062	549	1642-49	223	854	804	3433	6.5	1.2	7.3

Three-point field goals: 0-1 (.000) '84-85; 0-2 (.000) '85-86; 0-1 (.000) '94-95; Total 0-4 (.000).

PLAYOFFS

81-82	6-5	112	14-24	.583	5-7	.714	6-21	27	5	23-0	2	9	15	33	4.5	0.8	5.5
82-83	9-5	206	27-63	.429	4-5	.800	21-40	61	11	30-1	9	17	15	58	6.8	1.2	6.4
83-84	16-12	368	39-78	.500	30-48	.625	26-70	96	10	63-2	5	27	24	108	6.0	0.6	6.8
84-85	8-8	203	27-60	.450	15-32	.469	27-35	62	15	36-1	6	16	15	69	7.8	1.9	8.6
85-86	14-1	335	66-103	.641	35-58	.603	37-59	96	12	56-3	7	21	22	167	6.9	0.9	11.9
Total	53-31	1224	173-328	.527	79-150	.527	117-225	342	53	208-7	29	90	91	435	6.5	1.0	8.2

Three-point field goals: 0-1 (.000) '82-83; 0-1 (.000) '85-86; Total 0-2 (.000).

SHAUN LIVINGSTON - 6-7 - 175 - Born 9/11/85 - Peoria Central H.S. - Drafted by LA Clippers, First Round, 2004

Season	G-GS	MIN	FGM-A	PCT	FTM-A	PCT	OFF-DEF	TOT	AST	PF-D	ST	TO	BS	TP	RPG	APG	PPG
11-12	58-27	1092	127-271	.469	62-79	.785	39-84	123	122	79-0	27	66	20	318	2.1	2.1	5.5

Three-point field goals: 2-3 (.667)

SCOTT LLOYD - 6-10 - 230 - Born 12/19/52 - Arizona State - Drafted by Milwaukee, Second Round, 1976

Season	G-GS	MIN	FGM-A	PCT	FTM-A	PCT	OFF-DEF	TOT	AST	PF-D	ST	TO	BS	TP	RPG	APG	PPG
76-77	69-0	1025	153-324	.472	95-126	.754	81-129	210	33	158-5	21	---	13	401	3.0	0.5	5.8
77-78	14-0	112	12-33	.364	6-10	.600	7-19	26	9	22-0	3	7	5	30	1.9	0.6	2.1
Total	83-0	1137	165-357	.462	101-136	.743	88-148	236	42	180-5	24	7	18	431	2.8	0.5	5.2

BRAD LOHAUS - 6-11 - 238 - Born 9/29/64 - Iowa - Drafted by Boston, Second Round, 1987

Season	G-GS	MIN	FGM-A	PCT	FTM-A	PCT	OFF-DEF	TOT	AST	PF-D	ST	TO	BS	TP	RPG	APG	PPG
89-90	52-17	1353	211-461	.458	54-77	.701	77-218	295	106	145-2	44	64	66	522	5.7	2.0	10.0
90-91	81-3	1219	179-415	.431	37-54	.685	59-158	217	75	170-3	50	60	74	428	2.7	0.9	5.3
91-92	70-8	1081	162-360	.450	27-41	.659	65-184	249	74	144-5	40	46	71	408	3.6	1.1	5.8
92-93	80-24	1786	283-614	.461	73-101	.723	59-217	276	127	178-1	47	93	74	724	3.5	1.6	9.1
93-94	67-2	962	102-281	.363	20-29	.690	33-117	150	62	142-3	30	58	55	270	2.2	0.9	4.0
Total	350-54	6381	937-2131	.439	211-302	.699	293-894	1187	444	779-14	211	321	340	2352	3.4	1.3	6.8

Three-point field goals: 46-121 (.380) '89-90; 33-119 (.277) '90-91; 57-144 (.396) '91-92; 85-230 (.370) '92-93; 46-134 (.343) '93-94; Total 267-758 (.352).

PLAYOFFS

89-90	4-4	147	16-40	.400	0-0	.000	4-23	27	5	17-1	8	9	9	38	6.8	1.3	9.5
90-91	3-0	41	5-16	.313	1-2	.500	4-5	9	1	6-0	0	3	0	14	3.0	0.3	4.7
Total	7-4	188	21-56	.375	1-2	.500	8-28	36	6	23-1	8	12	9	52	5.1	0.9	7.4

Three-point field goals: 6-16 (.375) '89-90; 3-8 (.375) '90-91; Total 9-24 (.375).

BOB LOVE - 6-8 - 215 - Born 12/8/42 - Southern - Drafted by Cincinnati, Fourth Round, 1965

Season	G-GS	MIN	FGM-A	PCT	FTM-A	PCT	OFF-DEF	TOT	AST	PF-D	ST	TO	BS	TP	RPG	APG	PPG
68-69	14	227	39-106	.368	29-38	.763	---	64	3	22-0	---	---	---	107	4.6	0.2	7.6

CHARLES LOWERY - 6-3 - 185 - Born 11/12/49 - Puget Sound - Drafted by Seattle, Eighth Round, 1971

Season	G-GS	MIN	FGM-A	PCT	FTM-A	PCT	OFF-DEF	TOT	AST	PF-D	ST	TO	BS	TP	RPG	APG	PPG
71-72	20-0	134	17-38	.447	11-18	.611	---	19	14	16-1	---	---	---	45	1.0	0.7	2.3

PLAYOFFS

71-72	7	26	2-8	.250	2-3	.667	---	3	1	4-0	---	---	---	6	0.4	0.1	0.9
-------	---	----	-----	------	-----	------	-----	---	---	-----	-----	-----	-----	---	-----	-----	-----

ALL-TIME ROSTER

JOHN LUCAS - 6-3 - 185 - Born 10/31/53 - Maryland - Drafted by Houston, First Round, 1976

Season	G-GS	MIN	FGM-A	PCT	FTM-A	PCT	OFF-DEF	TOT	AST	PF-D	ST	TO	BS	TP	RPG	APG	PPG
86-87	43-40	1358	285-624	.457	137-174	.787	29-96	125	290	82-0	71	89	6	753	2.9	6.7	17.5
87-88	81-22	1766	281-631	.445	130-162	.802	29-130	159	392	102-1	88	125	3	743	2.0	4.8	9.2
Total	124-62	3124	566-1255	.451	267-336	.795	58-226	284	682	184-1	159	214	9	1496	2.3	5.5	12.1

Three-point field goals: 46-126 (.365) '86-87; 51-151 (.338) '87-88; Total 97-277 (.350).

PLAYOFFS																	
86-87	12-12	362	68-150	.453	39-48	.813	4-21	25	62	17-0	14	20	1	187	2.1	5.2	15.6
87-88	5-0	80	10-27	.370	6-9	.667	5-3	8	19	5-0	5	6	0	29	1.6	3.8	5.8
Total	17-12	442	78-177	.441	45-57	.787	9-24	33	81	22-0	19	26	1	216	1.9	4.8	12.7

Three-point field goals: 12-36 (.333) '86-87; 3-13 (.231) '87-88; Total 15-49 (.306).

TYRONN LUE - 6-0 - 175 - Born 5/3/77 - Nebraska - Drafted by Denver, First Round, 1998

Season	G-GS	MIN	FGM-A	PCT	FTM-A	PCT	OFF-DEF	TOT	AST	PF-D	ST	TO	BS	TP	RPG	APG	PPG
08-09	30-0	392	54-119	.454	12-16	.750	6-29	35	46	41-0	6	21	0	141	1.2	1.5	4.7

Three-point field goals: 3-9 (.333).

COREY MAGGETTE - 6-6 - 225 - Born 11/12/79 - Duke - Drafted by Seattle, First Round, 1999

Season	G-GS	MIN	FGM-A	PCT	FTM-A	PCT	OFF-DEF	TOT	AST	PF-D	ST	TO	BS	TP	RPG	APG	PPG
10-11	67-18	1401	253-559	.453	271-325	.834	44-197	241	84	175-2	21	127	5	805	3.6	1.3	12.0

Three-point field goals: 28-78 (.359).

JAMAAL MAGLOIRE - 6-11 - 265 - Born 5/21/78 - Kentucky - Drafted by Charlotte, First Round, 2000

Season	G-GS	MIN	FGM-A	PCT	FTM-A	PCT	OFF-DEF	TOT	AST	PF-D	ST	TO	BS	TP	RPG	APG	PPG
05-06	82-82	2465	287-615	.467	178-333	.535	220-558	778	56	276-6	29	166	80	752	9.5	0.7	9.2

Three-point field goals: None attempted

PLAYOFFS																	
05-06	5-5	135	18-38	.474	9-15	.600	11-29	40	5	14-0	2	6	6	45	8.0	1.0	9.0

Three-point field goals: None attempted

MOSES MALONE - 6-10 - 255 - Born 3/23/55 - Petersburg H.S. (VA) - Drafted by Utah, Third Round, 1974 (ABA)

Season	G-GS	MIN	FGM-A	PCT	FTM-A	PCT	OFF-DEF	TOT	AST	PF-D	ST	TO	BS	TP	RPG	APG	PPG
91-92	82-77	2511	440-929	.474	396-504	.786	320-424	744	93	136-0	74	150	64	1279	9.1	1.1	15.6
92-93	11-0	104	13-42	.310	24-31	.774	22-24	46	7	6-0	1	10	8	50	4.2	0.6	4.5
Total	93-77	2615	453-971	.467	420-535	.785	342-448	790	100	142-0	75	160	72	1329	8.5	1.1	14.3

Three-point field goals: 3-8 (.375) '91-92.

DANNY MANNING - 6-10 - 244 - Born 5/17/66 - Kansas - Drafted by LA Clippers, First Round, 1988

Season	G-GS	MIN	FGM-A	PCT	FTM-A	PCT	OFF-DEF	TOT	AST	PF-D	ST	TO	BS	TP	RPG	APG	PPG
99-00	72-0	1217	149-339	.440	34-52	.654	50-158	208	73	183-2	62	55	29	333	2.9	1.0	4.6

Three-point field goals: 1-4 (.250).

PLAYOFFS																	
99-00	1-0	5	0-1	.000	0-0	----	0-1	1	0	0-0	0	0	0	0	1.0	0.0	0.0

Three-point field goals: None attempted.

PACE MANNION - 6-7 - 190 - Born 9/22/60 - Utah - Drafted by Golden State, Second Round, 1983

Season	G-GS	MIN	FGM-A	PCT	FTM-A	PCT	OFF-DEF	TOT	AST	PF-D	ST	TO	BS	TP	RPG	APG	PPG
87-88	35-1	477	48-118	.407	25-37	.676	17-34	51	55	53-0	13	24	7	123	1.5	1.6	3.5

Three-point field goals: 2-12 (.167).

DAMIR MARKOTA - 6-10 - 225 - Born 12/26/85 - Croatia - Drafted by San Antonio, Second Round, 2006

Season	G-GS	MIN	FGM-A	PCT	FTM-A	PCT	OFF-DEF	TOT	AST	PF-D	ST	TO	BS	TP	RPG	APG	PPG
06-07	30-0	170	19-52	.365	7-11	.636	11-20	31	6	22-0	3	15	1	51	1.0	0.2	1.7

Three-point field goals: 0-2 (.000).

CUONZO MARTIN - 6-5 - 210 - Born 9/23/71 - Purdue - Drafted by Atlanta, Second Round, 1995

Season	G-GS	MIN	FGM-A	PCT	FTM-A	PCT	OFF-DEF	TOT	AST	PF-D	ST	TO	BS	TP	RPG	APG	PPG
96-97	3-0	13	0-7	.000	0-0	----	1-0	1	1	1-0	0	1	0	0	0.3	0.3	0.0

Three-point field goals: 0-2 (.000).

ANTHONY MASON - 6-8 - 265 - Born 12/14/66 - Tennessee State - Drafted by Portland, Third Round, 1988

Season	G-GS	MIN	FGM-A	PCT	FTM-A	PCT	OFF-DEF	TOT	AST	PF-D	ST	TO	BS	TP	RPG	APG	PPG
01-02	82-82	3143	316-626	.505	154-221	.697	169-601	770	346	187-0	57	130	22	787	9.4	4.2	9.6
02-03	65-58	2119	191-393	.486	84-117	.718	90-326	416	209	147-0	32	79	12	466	6.4	3.2	7.2
Total	147-140	5262	507-1019	.498	238-338	.704	259-927	1082	555	334-0	89	209	34	1253	7.2	3.8	8.5

Three-point field goals: 1-1 (.000) '01-02; 0-0 (.000) '02-03; Total 1-2 (.500).

PLAYOFFS																	
02-03	6-0	157	7-17	.412	9-13	.692	4-16	20	1	17	3	8	1	23	3.3	0.2	3.8

Three-point field goals: None attempted.

DESMOND MASON - 6-5 - 222 - Born 10/11/77 - Oklahoma State - Drafted by Seattle, First Round, 2000

Season	G-GS	MIN	FGM-A	PCT	FTM-A	PCT	OFF-DEF	TOT	AST	PF-D	ST	TO	BS	TP	RPG	APG	PPG
02-03	28-25	952	166-350	.474	78-102	.765	66-122	188	68	74-0	20	41	11	415	6.7	2.4	14.8
03-04	82-31	2534	409-867	.472	356-463	.769	93-266	359	152	191-2	60	148	24	1183	4.4	1.9	14.4
04-05	80-71	2893	478-1079	.443	420-524	.802	85-227	312	217	198-1	58	164	27	1377	3.9	2.7	17.2
07-08	59-56	1702	230-477	.482	114-173	.659	75-181	256	121	106-0	40	83	30	574	4.3	2.1	9.7
Total	249-183	8081	1283-2773	.463	968-1262	.767	319-796	1115	558	569-3	178	436	92	3549	4.5	2.2	14.3

Three-point field goals: 5-17 (.294) '02-03; 9-39 (.231) '03-04; 1-8 (.125) '04-05; 0-0 (.000) '07-08; Total 15-64 (.234).

PLAYOFFS																	
02-03	6-6	204	28-55	.509	22-31	.710	6-36	42	5	19-1	6	7	4	78	7.0	0.8	13.0
03-04	5-5	198	25-74	.338	22-26	.846	4-20	24	12	16-0	4	12	2	72	4.8	2.4	14.4
Total	11-11	402	53-129	.411	44-57	.772	10-56	66	17	35-1	10	19	6	150	6.0	1.6	13.6

Three-point field goals: 0-4 (.000) '02-03; 0-2 (.000) '03-04; Total 0-6 (.000).

GENERAL
INFO

FRONT
OFFICE

PLAYERS

2013-14
SEASON

STATS &
RECORDS

HISTORY

NBA

OPPONENTS

MEDIA

ALL-TIME ROSTER

SCOTT MAY - 6-7 - 215 - Born 3/19/54 - Indiana - Drafted by Chicago, First Round, 1976

Season	G-GS	MIN	FGM-A	PCT	FTM-A	PCT	OFF-DEF	TOT	AST	PF-D	ST	TO	BS	TP	RPG	APG	PPG
81-82	65-7	1187	212-417	.508	159-193	.824	85-133	218	133	151-2	50	92	6	583	3.4	2.0	9.0

Three-point field goals: 0-4 (.000).

PLAYOFFS

81-82	4-0	50	4-20	.200	9-14	.643	7-4	11	10	6-0	2	6	0	17	2.8	2.5	4.3
-------	-----	----	------	------	------	------	-----	----	----	-----	---	---	---	----	-----	-----	-----

Three-point field goals: None attempted.

LEE MAYBERRY - 6-1 - 175 - Born 6/12/70 - Arkansas - Drafted by Milwaukee, First Round, 1992

Season	G-GS	MIN	FGM-A	PCT	FTM-A	PCT	OFF-DEF	TOT	AST	PF-D	ST	TO	BS	TP	RPG	APG	PPG
92-93	82-4	1503	171-375	.456	39-68	.574	26-92	118	273	148-1	59	85	7	424	1.4	3.3	5.2
93-94	82-6	1472	167-402	.415	58-84	.690	26-75	101	215	114-0	46	97	4	433	1.2	2.6	5.3
94-95	82-50	1744	172-408	.422	58-83	.699	21-61	82	276	123-0	51	106	4	474	1.0	3.4	5.8
95-96	82-20	1705	153-364	.420	41-68	.603	21-69	90	302	144-1	64	89	10	422	1.1	3.7	5.1
Total	328-80	6424	663-1549	.428	196-303	.647	94-297	391	1066	529-2	220	377	25	1753	1.2	3.3	5.3

Three-point field goals: 43-110 (.391) '92-93; 41-119 (.345) '93-94; 72-177 (.407) '94-95; 75-189 (.397) '95-96; Total 231-595 (.388).

CLYDE MAYES - 6-9 - 225 - Born 3/17/53 - Furman - Drafted by Milwaukee, Second Round, 1975

Season	G-GS	MIN	FGM-A	PCT	FTM-A	PCT	OFF-DEF	TOT	AST	PF-D	ST	TO	BS	TP	RPG	APG	PPG
75-76	65-30	948	114-248	.460	56-97	.577	97-166	263	37	154-7	9	---	42	284	4.0	0.6	4.4

PLAYOFFS

75-76	3	41	1-5	.200	3-4	.750	6	1	1	6-1	1	---	1	5	0.3	0.3	1.7
-------	---	----	-----	------	-----	------	---	---	---	-----	---	-----	---	---	-----	-----	-----

LUC RICHARD MBAH A MOUTE - 6-8 - 230 - Born 9/9/86 - UCLA - Drafted by Milwaukee, Second Round, 2008

Season	G-GS	MIN	FGM-A	PCT	FTM-A	PCT	OFF-DEF	TOT	AST	PF-D	ST	TO	BS	TP	RPG	APG	PPG
08-09	82-52	2114	227-491	.462	140-192	.729	189-298	487	87	204-2	87	100	45	594	5.9	1.1	7.2
09-10	73-62	1866	177-369	.480	93-133	.699	171-229	400	81	181-1	60	70	39	453	5.5	1.1	6.2
10-11	79-52	2093	198-428	.463	133-188	.707	169-251	420	68	180-0	72	77	28	529	5.3	0.9	6.7
11-12	43-22	1009	136-281	.510	66-103	.641	77-150	227	29	93-1	40	39	22	333	5.3	0.7	7.7
12-13	58-45	1326	151-377	.401	72-126	.571	89-167	256	55	82-0	42	70	14	387	4.4	0.9	6.7
Total	335-233	8408	886-1926	.460	504-742	.679	695-1095	1790	320	740-4	301	356	148	2296	5.3	1.0	6.9

Three-point field goals: 0-4 (.000) '08-09; 6-17 (.353) '09-10; 0-7 (.000) '10-11; 1-4 (.250) '11-12; 13-37 (.351) '12-13; Total 20-69 (.290).

PLAYOFFS

09-10	7-7	178	26-50	.520	12-20	.600	14-25	39	5	15-0	2	7	0	64	5.6	0.7	9.1
12-13	4-4	136	10-23	.435	13-18	.722	4-10	14	7	9-0	4	5	0	33	3.5	1.8	8.3
Total	11-11	314	36-73	.493	25-38	.658	18-35	53	12	24-0	6	12	0	97	4.8	1.1	8.8

Three-point field goals: 0-2 (.000) '09-10; 0-4 (.000) '12-13; Total 0-6 (.000).

CHRIS MCCRAY - 6-5 - 192 - Born 5/27/84 - Maryland - Not Drafted

Season	G-GS	MIN	FGM-A	PCT	FTM-A	PCT	OFF-DEF	TOT	AST	PF-D	ST	TO	BS	TP	RPG	APG	PPG
06-07	5-0	12	0-3	.000	0-0	.000	0-0	0	0	1-0	0	2	0	0	0.0	0.0	0.0

Three-point field goals: None attempted.

GLENN McDONALD - 6-6 - 190 - Born 3/18/52 - Long Beach State - Drafted by Boston, First Round, 1974

Season	G-GS	MIN	FGM-A	PCT	FTM-A	PCT	OFF-DEF	TOT	AST	PF-D	ST	TO	BS	TP	RPG	APG	PPG
76-77	9-0	79	8-34	.235	3-4	.750	8-4	12	7	11-0	4	---	0	19	1.3	0.8	2.1

HANK McDOWELL - 6-9 - 215 - Born 11/13/59 - Memphis - Drafted by Golden State, Fifth Round, 1981

Season	G-GS	MIN	FGM-A	PCT	FTM-A	PCT	OFF-DEF	TOT	AST	PF-D	ST	TO	BS	TP	RPG	APG	PPG
86-87	7-0	70	8-17	.471	6-7	.857	9-10	19	2	14-0	2	3	0	22	2.7	0.3	3.1

Three-point field goals: None attempted.

JON MCGLOCKLIN - 6-5 - 205 - Born 6/10/43 - Indiana - Drafted by Cincinnati, Third Round, 1965

Season	G-GS	MIN	FGM-A	PCT	FTM-A	PCT	OFF-DEF	TOT	AST	PF-D	ST	TO	BS	TP	RPG	APG	PPG
68-69	80	2888	662-1358	.487	246-292	.842	---	343	312	186-1	---	---	---	1570	4.3	3.9	19.6
69-70	82	2966	639-1206	.530	169-198	.854	---	252	303	164-0	---	---	---	1447	3.1	3.7	17.6
70-71	82-80	2891	574-1073	.535	144-167	.862	---	223	305	189-0	---	---	---	1292	2.7	3.7	15.8
71-72	80-46	2213	374-733	.510	109-126	.869	---	181	231	146-0	---	---	---	857	2.3	2.9	10.7
72-73	80-15	1951	351-699	.502	63-73	.863	---	158	236	119-0	---	---	---	765	2.0	3.0	9.6
73-74	79-22	1910	329-693	.475	72-80	.900	33-106	139	241	128-1	43	---	7	730	1.8	3.1	9.2
74-75	79-21	1853	323-651	.496	63-72	.875	25-94	119	255	142-2	51	---	6	709	1.5	3.2	9.0
75-76	33-0	336	63-148	.426	9-10	.900	3-14	17	38	18-0	8	---	0	135	0.5	1.2	4.1
Total	595	17008	3315-6561	.505	875-1018	.860	61-214	1432	1921	1092-4	102	---	13	7505	2.4	3.2	12.6

PLAYOFFS

69-70	10	377	62-144	.431	25-31	.806	---	36	21	22-0	---	---	---	149	3.6	2.1	14.9
70-71	14	491	90-168	.536	28-33	.848	---	31	34	36-0	---	---	---	208	2.2	2.4	14.9
71-72	5	103	15-35	.429	5-6	.833	---	3	6	11-0	---	---	---	35	0.6	1.2	7.0
72-73	6	145	27-53	.509	7-8	.875	---	7	13	11-0	---	---	---	61	1.2	2.2	10.2
73-74	14	333	55-111	.495	8-11	.727	1-15	16	44	28-0	6	---	1	118	1.1	3.1	8.4
75-76	2	13	3-4	.750	0-0	.000	1-0	1	1	2-0	1	---	0	6	0.5	0.5	3.0
Total	51	1462	252-515	.489	73-89	.820	2-15	94	119	110-0	7	---	1	577	1.8	2.3	11.3

ALL-STAR

68-69	1	7	1-2	.500	0-0	.000	---	1	0	0-0	---	---	---	2	1.0	0.0	2.0
-------	---	---	-----	------	-----	------	-----	---	---	-----	-----	-----	-----	---	-----	-----	-----

MCCOY MCLEMORE - 6-7 - 235 - Born 4/3/42 - Drake - Drafted by San Francisco, Third Round, 1964

Season	G-GS	MIN	FGM-A	PCT	FTM-A	PCT	OFF-DEF	TOT	AST	PF-D	ST	TO	BS	TP	RPG	APG	PPG
70-71	28-1	415	49-133	.368	34-41	.829	---	105	30	66-1	---	---	---	132	3.8	1.1	4.7
71-72	10-0	99	9-28	.321	11-12	.917	---	34	12	18-0	---	---	---	29	3.4	1.2	2.9
Total	38-1	514	58-161	.360	45-53	.849	---	139	42	84-1	---	---	---	161	3.7	1.2	4.2

PLAYOFFS

70-71	10	52	3-12	.250	1-2	.500	---	16	8	8-0	---	---	---	7	1.6	0.8	0.7
-------	----	----	------	------	-----	------	-----	----	---	-----	-----	-----	-----	---	-----	-----	-----

JODIE MEEKS - 6-4 - 208 - Born 8/21/87 - Kentucky - Drafted by Milwaukee, Second Round, 2009

Season	G-GS	MIN	FGM-A	PCT	FTM-A	PCT	OFF-DEF	TOT	AST	PF-D	ST	TO	BS	TP	RPG	APG	PPG
09-10	41-0	486	64-177	.362	18-21	.857	5-67	72	22	33-0	13	20	4	169	1.6	0.5	4.1

Three-point field goals: 23-82 (.280).

ALL-TIME ROSTER

DAVE MEYERS - 6-9 - 225 - Born 4/21/53 - UCLA - Drafted by LA Lakers, First Round, 1975

Season	G-GS	MIN	FGM-A	PCT	FTM-A	PCT	OFF-DEF	TOT	AST	PF-D	ST	TO	BS	TP	RPG	APG	PPG
75-76	72-33	1589	198-472	.419	135-210	.643	121-324	445	100	145-0	72	---	25	531	6.2	1.4	7.4
76-77	50-33	1262	179-383	.467	127-192	.661	122-219	341	86	152-4	42	---	32	485	6.8	1.7	9.7
77-78	80-79	2416	432-938	.461	314-435	.722	144-393	537	241	240-2	86	213	46	1178	6.7	3.0	14.7
78-79 - Injured - DNP																	
79-80	79-77	2204	399-830	.481	156-246	.634	140-308	448	225	218-3	72	182	40	995	5.7	2.8	12.1
Total	281-222	7471	1208-2623	.461	732-1083	.676	527-1244	1771	652	755-9	272	395	153	3149	6.3	2.3	11.2

Three-point field goals: 1-5 (.200) 79-80.

PLAYOFFS																	
75-76	3	54	5-11	.455	14-17	.824	2-12	14	2	8-0	1	---	0	24	4.7	0.7	8.0
77-78	9	279	44-99	.444	28-42	.667	27-47	74	35	32-0	7	25	11	116	8.2	3.9	12.9
79-80	7	195	26-62	.419	14-30	.467	16-19	35	14	25-0	9	15	6	66	5.0	2.0	9.4
Total	19	528	75-172	.436	56-89	.629	45-78	123	51	65-0	17	40	17	206	6.5	2.7	10.8

Three-point field goals: 0-3 (.000) 79-80.

LARRY NICHIAUX - 6-9 - 220 - Born 3/24/60 - Houston - Drafted by Chicago, Second Round, 1983

Season	G-GS	MIN	FGM-A	PCT	FTM-A	PCT	OFF-DEF	TOT	AST	PF-D	ST	TO	BS	TP	RPG	APG	PPG
84-85	18-0	171	17-35	.486	12-17	.706	18-26	44	13	26-0	8	8	7	46	2.4	0.7	2.6

Three-point field goals: None attempted.

JAY MILLER - 6-5 - 215 - Born 7/19/43 - Notre Dame - Not Drafted

Season	G-GS	MIN	FGM-A	PCT	FTM-A	PCT	OFF-DEF	TOT	AST	PF-D	ST	TO	BS	TP	RPG	APG	PPG
68-69	3	27	2-10	.200	5-7	.714	---	2	0	4-0	---	---	---	9	0.7	0.0	3.0

TONY MITCHELL - 6-6 - 216 - Born 8/7/89 - Alabama - Not Drafted

Season	G-GS	MIN	FGM-A	PCT	FTM-A	PCT	OFF-DEF	TOT	AST	PF-D	ST	TO	BS	TP	RPG	APG	PPG
13-14	3-0	10	3-5	.600	0-0	---	1-0	1	1	0-0	1	0	0	6	0.3	0.3	2.0

Three-point field goals: 0-1 (.000).

STEVE MIX - 6-8 - 219 - Born 12/30/47 - Toledo - Drafted by Detroit, Fifth Round, 1969

Season	G-GS	MIN	FGM-A	PCT	FTM-A	PCT	OFF-DEF	TOT	AST	PF-D	ST	TO	BS	TP	RPG	APG	PPG
82-83	57-20	792	133-273	.487	74-87	.851	37-99	136	68	70-0	33	45	3	341	2.4	1.2	6.0

Three-point field goals: 1-4 (.250).

ERIC MOBLEY - 6-11 - 257 - Born 2/1/70 - Pittsburg - Drafted by Milwaukee, First Round, 1994

Season	G-GS	MIN	FGM-A	PCT	FTM-A	PCT	OFF-DEF	TOT	AST	PF-D	ST	TO	BS	TP	RPG	APG	PPG
94-95	46-26	587	78-132	.591	22-45	.489	55-98	153	21	63-0	8	24	27	180	3.3	0.5	3.9
95-96	5-3	65	2-7	.286	2-4	.500	3-9	12	0	5-0	1	1	1	6	2.4	0.0	1.2
Total	51-29	652	80-139	.576	24-49	.490	58-107	165	21	68-0	9	25	28	186	3.2	0.4	3.6

Three-point field goals: 2-2 (1.000) 94-95.

PAUL MOKESKI - 7-0 - 255 - Born 1/3/57 - Kansas - Drafted by Houston, Third Round, 1979

Season	G-GS	MIN	FGM-A	PCT	FTM-A	PCT	OFF-DEF	TOT	AST	PF-D	ST	TO	BS	TP	RPG	APG	PPG
82-83	50-1	589	64-139	.460	34-42	.810	29-93	122	23	138-3	9	40	21	162	2.4	0.5	3.2
83-84	68-4	838	102-213	.479	50-72	.694	51-115	166	44	168-1	11	44	29	255	2.4	0.6	3.8
84-85	79-6	1586	205-429	.478	81-116	.698	107-303	410	99	266-6	28	85	35	491	5.2	1.3	6.2
85-86	45-0	521	59-139	.424	25-34	.735	36-103	139	30	92-1	6	25	6	143	3.1	0.7	3.2
86-87	62-3	626	52-129	.403	46-64	.719	45-93	138	22	126-0	18	22	13	150	2.2	0.4	2.4
87-88	60-0	848	100-210	.476	51-72	.708	70-151	221	22	194-5	27	49	27	251	3.7	0.4	4.2
88-89	74-0	690	59-164	.360	40-51	.784	63-124	187	36	153-0	29	35	21	165	2.5	0.5	2.2
Total	438-14	5698	641-1423	.450	327-451	.725	401-982	1383	276	1137-16	128	300	152	1617	3.2	0.6	3.7

Three-point field goals: 0-1 (.000) 82-83; 1-3 (.333) 83-84; 0-2 (.000) 84-85; 0-1 (.000) 86-87; 0-4 (.000) 87-88; 7-26 (.269) 88-89; Total 8-37 (.216).

PLAYOFFS																	
82-83	4-0	12	2-4	.500	0-0	.000	1-1	2	1	1-0	1	0	0	4	0.5	0.3	1.0
83-84	16-0	322	34-63	.540	30-45	.667	20-68	88	6	62-0	9	10	11	98	5.5	0.4	6.1
84-85	8-0	154	16-36	.444	12-12	1.000	8-26	34	12	28-1	2	12	4	44	4.3	1.5	5.5
85-86	14-0	101	14-27	.519	6-9	.667	5-19	24	8	27-1	6	7	3	34	1.7	0.6	2.4
86-87	12-0	107	8-22	.364	12-15	.800	12-17	29	2	22-1	3	5	2	28	2.4	0.2	2.3
87-88	4-0	40	5-14	.357	4-6	.667	5-4	9	0	4-0	3	2	2	14	2.3	0.0	3.5
88-89	5-0	61	8-14	.571	6-8	.750	8-9	17	3	16-0	0	2	0	23	3.4	0.6	4.6
Total	63-0	797	87-180	.483	70-95	.737	58-144	203	32	160-3	24	39	22	245	3.2	0.5	3.9

Three-point field goals: 0-2 (.000) 83-84; 0-1 (.000) 86-87; 1-1 (1.000) 88-89; Total 1-4 (.250).

SIDNEY MONCRIEF - 6-4 - 181 - Born 9/21/57 - Arkansas - Drafted by Milwaukee, First Round, 1979

Season	G-GS	MIN	FGM-A	PCT	FTM-A	PCT	OFF-DEF	TOT	AST	PF-D	ST	TO	BS	TP	RPG	APG	PPG
79-80	77-10	1557	211-451	.468	232-292	.795	154-184	338	133	106-0	72	117	16	654	4.4	1.7	8.5
80-81	80-57	2417	400-739	.541	320-398	.804	186-220	406	264	156-1	90	145	37	1122	5.1	3.3	14.0
81-82	80-80	2980	556-1063	.523	468-573	.817	221-313	534	382	206-3	138	208	22	1581	6.7	4.8	19.8
82-83	76-76	2710	606-1156	.524	499-604	.826	192-245	437	300	180-1	113	197	23	1712	5.8	3.9	22.5
83-84	79-79	3075	506-1125	.498	529-624	.848	215-313	528	358	204-2	108	217	27	1654	6.7	4.5	20.9
84-85	73-72	2734	561-1162	.483	454-548	.828	149-242	391	382	197-1	117	184	39	1585	5.4	5.2	21.7
85-86	73-72	2567	470-962	.489	498-580	.859	115-219	334	357	178-1	103	174	18	1471	4.6	4.9	20.2
86-87	39-30	992	158-324	.488	136-162	.840	57-70	127	121	73-0	27	63	10	460	3.3	3.1	11.8
87-88	56-51	1428	217-444	.489	164-196	.837	58-122	180	204	109-0	41	86	14	603	3.2	3.6	10.8
88-89	62-50	1594	261-532	.491	205-237	.865	46-126	172	188	114-1	65	94	13	752	2.8	3.0	12.1
Total	695-57	22054	4000-7958	.503	3505-4214	.832	1393-2054	3447	2689	1523-10	874	1485	219	11594	5.0	3.9	16.7

Three-point field goals: 0-1 (.000) 79-80; 2-9 (.222) 80-81; 1-14 (.071) 81-82; 1-10 (.100) 82-83; 5-18 (.278) 83-84; 9-33 (.273) 84-85; 33-103 (.320) 85-86; 8-31 (.258) 86-87; 5-31 (.161) 87-88; 25-73 (.342) 88-89; Total 89-323 (.276).

ALL-TIME ROSTER

SIDNEY MONCRIEF (CONT.)

PLAYOFFS																	
79-80	7-0	182	30-51	.588	27-31	.871	17-14	31	11	14-0	5	14	1	87	4.4	1.6	12.4
80-81	7-7	277	30-69	.435	38-51	.745	19-28	47	20	24-0	12	21	3	98	6.7	2.9	14.0
81-82	6-6	252	31-74	.419	30-38	.789	15-15	30	24	22-1	9	12	2	92	5.0	4.0	15.3
82-83	9-9	377	62-142	.437	46-61	.754	28-32	60	33	25-1	18	27	3	170	6.7	3.7	18.9
83-84	16-16	618	99-191	.518	106-134	.791	44-67	111	68	54-1	28	61	9	305	6.9	4.3	19.1
84-85	8-7	319	55-99	.556	70-75	.933	10-24	34	40	26-0	5	20	4	184	4.3	5.0	23.0
85-86	9-9	327	52-122	.426	44-63	.698	15-26	41	44	30-0	5	21	5	152	4.6	4.9	16.9
86-87	12-10	426	78-165	.473	73-90	.811	21-33	54	36	43-0	13	24	6	233	4.5	3.0	19.4
87-88	5-5	173	24-50	.480	28-27	.963	6-13	19	26	14-0	3	11	1	75	3.8	5.2	15.0
88-89	9-9	184	19-48	.396	15-16	.938	8-18	26	13	17-0	5	11	2	55	2.9	1.4	6.1
Total	88-78	3135	480-1011	.475	475-586	.811	183-270	453	315	269-3	103	222	36	1451	5.1	3.6	16.5
Three-point field goals: 0-1 (.000) '82-83; 1-4 (.250) '83-84; 4-10 (.400) '84-85; 4-14 (.286) '85-86; 4-14 (.286) '86-87; 1-1 (1.00) '87-88; 2-7 (.286) '88-89; Total 16-51 (.314).																	

ALL-STAR																	
81-82	1-0	22	3-11	.273	0-2	.000	3-1	4	1	2-0	1	1	0	6	4.0	1.0	6.0
82-83	1-0	23	8-14	.571	4-5	.800	3-2	5	4	1-0	6	1	1	20	5.0	4.0	20.0
83-84	1-1	26	3-6	.500	2-2	1.000	1-4	5	2	3-0	5	4	8	8	5.0	2.0	8.0
84-85	1-0	22	1-5	.200	6-6	1.000	2-3	5	4	1-0	0	2	0	8	5.0	4.0	8.0
85-86	1-1	26	4-11	.364	7-7	1.000	3-0	3	1	0-0	0	0	1	16	3.0	1.0	16.0
Total	5-2	119	19-47	.404	19-22	.864	12-10	22	12	7-0	12	8	10	58	4.4	2.4	11.6
Three-point field goals: 1-1 (1.00) '85-86.																	

ANDRE MOORE - 6-9 - 190 - Born 7/2/64 - Loyola (Chicago, IL) - Drafted by Denver, Second Round, 1987

Season	G-GS	MIN	FGM-A	PCT	FTM-A	PCT	OFF-DEF	TOT	AST	PF-D	ST	TO	BS	TP	RPG	APG	PPG
87-88	3-0	16	2-3	.667	0-2	.000	1-1	2	1	2-0	0	1	0	4	0.7	0.3	1.3
Three-point field goals: None attempted.																	

ERIC MURDOCK - 6-1 - 191 - Born 6/14/68 - Providence - Drafted by Utah, First Round, 1991

Season	G-GS	MIN	FGM-A	PCT	FTM-A	PCT	OFF-DEF	TOT	AST	PF-D	ST	TO	BS	TP	RPG	APG	PPG
92-93	79-78	2437	438-936	.468	231-296	.780	95-189	284	603	177-2	174	207	7	1138	3.6	7.6	14.4
93-94	82-76	2533	477-1019	.468	234-288	.813	91-170	261	546	189-2	197	206	12	1257	3.2	6.7	15.3
94-95	75-32	2158	338-814	.415	211-267	.790	48-166	214	482	139-0	113	194	12	977	2.9	6.4	13.0
95-96	9-0	193	24-66	.364	8-12	.667	5-9	14	35	16-0	6	12	0	62	1.6	3.9	6.9
Total	245-186	7321	1277-2835	.450	684-863	.793	239-534	773	1666	521-4	490	619	31	3434	3.2	6.8	14.0
Three-point field goals: 31-119 (.261) '92-93; 69-168 (.411) '93-94; 90-240 (.375) '94-95; 6-23 (.261) '95-96; Total 196-550 (.356).																	

RONALD MURRAY - 6-4 - 190 - Born 7/29/79 - Shaw (NC) - Drafted by Milwaukee, Second Round, 2003

Season	G-GS	MIN	FGM-A	PCT	FTM-A	PCT	OFF-DEF	TOT	AST	PF-D	ST	TO	BS	TP	RPG	APG	PPG
02-03	12-0	42	9-26	.346	5-8	.625	0-1	1	3	0-0	4	4	0	23	0.1	0.3	1.9
Three-point field goals: 0-4 (.000).																	

SWEN NATER - 6-11 - 240 - Born 11/14/50 - UCLA - Drafted by Milwaukee, First Round, 1973

Season	G-GS	MIN	FGM-A	PCT	FTM-A	PCT	OFF-DEF	TOT	AST	PF-D	ST	TO	BS	TP	RPG	APG	PPG
76-77	72-49	1960	383-725	.528	172-228	.754	266-599	865	108	214-6	54	---	51	938	12.0	1.5	13.0

GARY NEAL - 6-4 - 210 - Born 10/3/84 - Towson - Not Drafted

Season	G-GS	MIN	FGM-A	PCT	FTM-A	PCT	OFF-DEF	TOT	AST	PF-D	ST	TO	BS	TP	RPG	APG	PPG
13-14	30-2	607	108-277	.390	45-54	.833	8-42	50	46	26-0	7	39	0	301	1.7	1.5	10.0
Three-point field goals: 40-111 (.360).																	

BARRY NELSON - 6-10 - 230 - Born 9/19/49 - Duquesne - Drafted by Milwaukee, Fourth Round, 1971

Season	G-GS	MIN	FGM-A	PCT	FTM-A	PCT	OFF-DEF	TOT	AST	PF-D	ST	TO	BS	TP	RPG	APG	PPG
71-72	28-0	102	15-36	.417	5-10	.500	---	20	7	21-0	---	---	---	35	0.7	0.3	1.3
PLAYOFFS																	
71-72	2	5	0-0	.000	0-0	.000	---	1	1	1-0	---	---	---	0	0.5	0.5	0.0

JOHNNY NEWMAN - 6-6 - 199 - Born 11/28/63 - Richmond - Drafted by Cleveland, Second Round, 1986

Season	G-GS	MIN	FGM-A	PCT	FTM-A	PCT	OFF-DEF	TOT	AST	PF-D	ST	TO	BS	TP	RPG	APG	PPG
94-95	82-11	1896	226-488	.463	137-171	.801	72-101	173	91	234-3	69	86	13	634	2.1	1.1	7.7
95-96	82-82	2690	321-649	.495	186-232	.802	66-134	200	154	257-4	90	108	15	889	2.4	1.9	10.8
96-97	82-4	2060	246-547	.450	189-247	.765	66-120	186	116	257-4	73	115	17	715	2.3	1.4	8.7
Total	246-97	6646	793-1684	.471	512-650	.788	204-355	559	361	748-11	232	309	45	2238	2.3	1.5	9.1
Three-point field goals: 45-128 (.352) '94-95; 61-162 (.377) '95-96; 34-98 (.347) '96-97; Total 140-388 (.361).																	

RICH NIEMANN - 7-0 - 245 - Born 7/2/46 - St. Louis - Drafted by Detroit, Fourth Round, 1968

Season	G-GS	MIN	FGM-A	PCT	FTM-A	PCT	OFF-DEF	TOT	AST	PF-D	ST	TO	BS	TP	RPG	APG	PPG
68-69	18	149	24-59	.407	11-15	.733	---	59	7	31-1	---	---	---	59	3.3	0.4	3.3

DAVID NOEL - 6-6 - 230 - Born 2/27/84 - North Carolina - Drafted by Milwaukee, Second Round, 2006

Season	G-GS	MIN	FGM-A	PCT	FTM-A	PCT	OFF-DEF	TOT	AST	PF-D	ST	TO	BS	TP	RPG	APG	PPG
06-07	68-0	792	65-177	.367	37-43	.860	42-81	123	65	77-1	25	40	9	184	1.8	1.0	2.7
Three-point field goals: 17-53 (.321).																	

JEFF NORDGAARD - 6-7 - 222 - Born 2/23/73 - WI-Green Bay - Drafted by Milwaukee, Second Round, 1996

Season	G-GS	MIN	FGM-A	PCT	FTM-A	PCT	OFF-DEF	TOT	AST	PF-D	ST	TO	BS	TP	RPG	APG	PPG
97-98	13-0	48	5-18	.278	8-9	.889	4-10	14	3	7-0	2	3	0	18	1.1	0.2	1.4
Three-point field goals: None attempted.																	

KEN NORMAN - 6-8 - 223 - Born 9/5/64 - Illinois - Drafted by LA Clippers, First Round, 1987

Season	G-GS	MIN	FGM-A	PCT	FTM-A	PCT	OFF-DEF	TOT	AST	PF-D	ST	TO	BS	TP	RPG	APG	PPG
93-94	82-75	2539	412-919	.448	92-183	.503	169-331	500	222	209-2	58	150	46	979	6.1	2.7	11.9
Three-point field goals: 63-189 (.333).																	

ALAN OGG - 7-1 - 248 - Born 7/5/67 - Alabama-Birmingham - Not Drafted

Season	G-GS	MIN	FGM-A	PCT	FTM-A	PCT	OFF-DEF	TOT	AST	PF-D	ST	TO	BS	TP	RPG	APG	PPG
92-93	3-0	26	3-9	.333	2-2	1.000	1-5	6	4	6-0	1	3	3	8	2.0	1.3	2.7

Three-point field goals: None attempted.

KEVIN OLLIE - 6-2 - 195 - Born 12/27/72 - Connecticut - Not Drafted

Season	G-GS	MIN	FGM-A	PCT	FTM-A	PCT	OFF-DEF	TOT	AST	PF-D	ST	TO	BS	TP	RPG	APG	PPG
02-03	53-4	1127	117-255	.459	68-91	.747	12-87	99	181	71-0	37	36	4	303	1.9	3.4	5.7

Three-point field goals: 1-5 (.200).

DAN O'SULLIVAN - 6-11 - 235 - Born 3/3/68 - Fordham - Not Drafted

Season	G-GS	MIN	FGM-A	PCT	FTM-A	PCT	OFF-DEF	TOT	AST	PF-D	ST	TO	BS	TP	RPG	APG	PPG
92-93	3-0	7	1-2	.500	3-4	.750	0-2	2	1	3-0	1	0	0	5	0.7	0.3	1.7

Three-point field goals: None attempted.

ZAZA PACHULIA - 6-11 - 240 - Born 2/10/84 - Republic of Georgia - Drafted by Orlando, Second Round, 2003

Season	G-GS	MIN	FGM-A	PCT	FTM-A	PCT	OFF-DEF	TOT	AST	PF-D	ST	TO	BS	TP	RPG	APG	PPG
04-05	74-4	1397	160-354	.452	138-185	.746	131-247	378	60	166-0	44	70	34	458	5.1	0.8	6.2
13-14	53-43	1325	149-349	.427	110-130	.846	141-192	333	136	124-0	45	92	14	408	6.3	2.6	7.7
Total	127-47	2722	309-703	.440	248-315	.787	272-439	711	196	290-0	89	162	48	866	5.6	1.5	6.8

Three-point field goals: 0-1 (.000) '04-05; 0-1 (.000) '13-14; Total 0-2 (.000).

RUBEN PATTERSON - 6-5 - 223 - Born 7/31/75 - Cincinnati - Drafted by LA Lakers, Second Round, 1998

Season	G-GS	MIN	FGM-A	PCT	FTM-A	PCT	OFF-DEF	TOT	AST	PF-D	ST	TO	BS	TP	RPG	APG	PPG
06-07	81-53	2508	475-867	.548	241-376	.641	190-250	440	232	232-2	110	199	25	1194	5.4	2.9	14.7

Three-point field goals: None attempted.

CHARLES PAULK - 6-9 - 219 - Born 6/14/46 - Northeastern Oklahoma State - Drafted by Milwaukee, First Round, 1968

Season	G-GS	MIN	FGM-A	PCT	FTM-A	PCT	OFF-DEF	TOT	AST	PF-D	ST	TO	BS	TP	RPG	APG	PPG
69-70	17	217	19-84	.226	13-23	.565	---	78	3	26-0	---	---	---	51	4.6	0.2	3.0

GARY PAYTON - 6-4 - 180 - Born 7/23/68 - Oregon State - Drafted by Seattle, First Round, 1990

Season	G-GS	MIN	FGM-A	PCT	FTM-A	PCT	OFF-DEF	TOT	AST	PF-D	ST	TO	BS	TP	RPG	APG	PPG
02-03	28-28	1085	221-474	.466	88-118	.746	23-63	86	206	64-0	40	56	8	550	3.1	7.4	19.6

Three-point field goals: 20-68 (.294).

PLAYOFFS

02-03	6-6	251	48-112	.429	14-20	.700	4-14	18	52	18-0	8	13	1	111	3.0	8.7	18.5
-------	-----	-----	--------	------	-------	------	------	----	----	------	---	----	---	-----	-----	-----	------

Three-point field goals: 1-15 (.067).

SAM PELLUM - 6-9 - 225 - Born 10/2/51 - Buffalo State - Not Drafted

Season	G-GS	MIN	FGM-A	PCT	FTM-A	PCT	OFF-DEF	TOT	AST	PF-D	ST	TO	BS	TP	RPG	APG	PPG
82-83	4-0	20	4-10	.400	0-0	.000	2-6	8	0	3-0	0	2	0	8	2.0	0.0	2.0

Three-point field goals: None attempted.

MIKE PEPOWSKI - 6-10 - 275 - Born 10/15/70 - Michigan State - Drafted by Sacramento, Second Round, 1993

Season	G-GS	MIN	FGM-A	PCT	FTM-A	PCT	OFF-DEF	TOT	AST	PF-D	ST	TO	BS	TP	RPG	APG	PPG
95-96	5-0	12	3-5	.600	1-3	.333	1-3	4	1	6-0	1	2	2	7	0.8	0.2	1.4

Three-point field goals: None attempted.

CURTIS PERRY - 6-7 - 220 - Born 9/13/48 - Southwest Missouri State - Drafted by San Diego, Third Round, 1970

Season	G-GS	MIN	FGM-A	PCT	FTM-A	PCT	OFF-DEF	TOT	AST	PF-D	ST	TO	BS	TP	RPG	APG	PPG
71-72	50-45	1471	143-371	.385	64-95	.674	---	471	78	214-13	---	---	---	350	9.4	1.6	7.0
72-73	67-62	2094	265-575	.461	83-126	.659	---	644	123	246-6	---	---	---	613	9.6	1.8	9.1
73-74	81-66	2386	325-729	.446	78-134	.582	242-461	703	183	301-8	104	---	97	728	8.7	2.3	9.0
Total	198-173	5951	733-1675	.438	225-355	.634	242-461	1818	384	761-27	104	---	97	1691	9.2	1.9	8.5

PLAYOFFS

71-72	11	397	43-91	.473	18-23	.783	---	141	14	45-2	---	---	---	104	12.8	1.3	9.5
72-73	6	238	25-52	.481	3-6	.500	---	69	13	23-1	---	---	---	53	11.5	2.2	8.8
73-74	16	296	46-92	.500	7-12	.583	34-47	81	12	43-1	10	---	2	99	5.1	0.8	6.2
Total	33	931	114-235	.485	28-41	.683	34-47	291	39	111-4	10	---	2	256	8.8	1.2	7.8

ELLIOT PERRY - 6-0 - 152 - Born 3/28/69 - Memphis - Drafted by LA Clippers, Second Round, 1991

Season	G-GS	MIN	FGM-A	PCT	FTM-A	PCT	OFF-DEF	TOT	AST	PF-D	ST	TO	BS	TP	RPG	APG	PPG
96-97	82-3	1595	217-458	.474	79-106	.745	24-100	124	247	117-0	98	111	3	562	1.5	3.0	6.9
97-98	81-33	1752	241-561	.430	92-109	.844	21-87	108	230	129-0	90	128	2	591	1.3	2.8	7.3
98-99	5-0	47	9-17	.529	1-2	.500	1-7	8	12	3-0	4	2	0	20	1.6	2.4	4.0
Total	168-36	3394	467-1036	.451	172-217	.793	46-194	240	489	249-1	192	241	5	1173	1.4	2.9	7.0

Three-point field goals: 49-137 (.358) '96-97; 17-50 (.340) '97-98; 1-1 (1.00) '98-99; Total 67-188 (.356).

RICKY PIERCE - 6-4 - 215 - Born 8/19/59 - Rice - Drafted by Detroit, First Round, 1982

Season	G-GS	MIN	FGM-A	PCT	FTM-A	PCT	OFF-DEF	TOT	AST	PF-D	ST	TO	BS	TP	RPG	APG	PPG
84-85	44-3	882	165-307	.537	102-124	.823	49-68	117	94	117-0	34	63	5	433	2.7	2.1	9.8
85-86	81-8	2147	429-798	.538	266-310	.858	94-137	231	177	252-6	83	107	6	1127	2.9	2.2	13.9
86-87	79-31	2505	575-1077	.534	387-440	.880	117-149	266	144	222-0	64	120	24	1540	3.4	1.8	19.5
87-88	37-0	965	248-486	.510	107-122	.877	30-53	83	73	94-0	21	57	7	606	2.2	2.0	16.4
88-89	75-4	2078	527-1018	.518	255-297	.859	82-115	197	156	193-1	77	112	19	1317	2.6	2.1	17.6
89-90	59-0	1709	503-987	.510	307-366	.839	64-103	167	133	158-2	50	129	7	1359	2.8	2.3	23.0
90-91	46-0	1327	359-720	.499	282-311	.907	37-80	117	96	90-0	38	93	11	1037	2.5	2.1	22.5
97-98	39-0	442	52-103	.364	43-52	.827	19-26	45	34	35-0	9	21	0	151	1.2	0.9	3.9
Total	460-46	12055	2858-5536	.516	1749-2022	.865	492-731	1223	907	1161-9	376	702	79	7570	2.7	2.0	16.5

Three-point field goals: 1-4 (.250) '84-85; 3-23 (.130) '85-86; 3-28 (.107) '86-87; 3-14 (.214) '87-88; 8-36 (.222) '88-89; 46-133 (.346) '89-90; 37-93 (.398) '90-91; 4-13 (.308) '97-98; Total 105-344 (.305).

GENERAL
INFOFRONT
OFFICE

PLAYERS

2013-14
SEASONSTATS &
RECORDS

HISTORY

NBA

OPPONENT'S

MEDIA

ALL-TIME ROSTER

RICKY PIERCE (CONT.)

PLAYOFFS																		
84-85	8-1	198	36-73	.493	7-9	.778	8-10	18	15	26-0	3	17	1	79	2.3	1.9	9.9	
85-86	13-0	322	52-113	.460	40-45	.889	20-16	36	20	42-0	8	15	3	144	2.8	1.5	11.1	
86-87	12-2	317	68-142	.479	55-67	.821	12-16	28	16	39-0	10	19	5	191	2.3	1.3	15.9	
87-88	5-0	105	25-53	.472	8-9	.889	6-8	14	9	9-0	1	4	2	59	2.8	1.8	11.8	
88-89	9-0	292	77-141	.546	41-47	.872	5-20	25	25	31-1	11	9	2	201	2.8	2.8	22.3	
89-90	4-0	122	28-60	.467	28-31	.903	6-3	9	6	14-0	5	3	0	89	2.3	1.5	22.3	
Total	51-3	1356	286-582	.491	179-208	.861	57-73	130	91	161-1	38	67	13	763	2.5	1.8	15.0	
Three-point field goals: 0-2 (.000) '84-85; 0-2 (.000) '85-86; 1-5 (.200) '87-88; 6-8 (.750) '88-89; 5-10 (.500) '89-90; Total 12-27 (.444).																		

ALL-STAR

90-91	1-0	19	4-8	.500	1-1	1.000	0-2	2	2	2-0	0	2	0	9	2.0	2.0	9.0
Three-point field goals: None attempted.																	

ED PINCKNEY - 6-9 - 240 - Born 3/27/63 - Villanova - Drafted by Phoenix, First Round, 1985

Season	G-GS	MIN	FGM-A	PCT	FTM-A	PCT	OFF-DEF	TOT	AST	PF-D	ST	TO	BS	TP	RPG	APG	PPG
94-95	62-17	835	48-97	.495	44-62	.710	65-146	211	21	64-0	34	26	17	140	3.4	0.3	2.3
Three-point field goals: None attempted.																	

MARK POPE - 6-10 - 235 - Born 9/11/72 - Kentucky - Drafted by Indiana, Second Round, 1996

Season	G-GS	MIN	FGM-A	PCT	FTM-A	PCT	OFF-DEF	TOT	AST	PF-D	ST	TO	BS	TP	RPG	APG	PPG
00-01	63-45	942	62-142	.437	22-35	.629	56-91	147	38	140-2	16	17	26	151	2.3	0.6	2.4
01-02	45-12	426	36-91	.396	11-21	.524	20-53	73	17	47-0	11	15	11	87	1.6	0.4	1.9
Total	108-57	1368	98-233	.421	33-56	.589	76-144	220	55	187-2	27	32	37	238	2.0	0.5	2.2
Three-point field goals: 5-24 (.208) '00-01; 4-25 (.160) '01-02; Total 9-49 (.184).																	

PLAYOFFS

00-01	6-3	46	5-10	.500	0-0	---	5-7	12	2	6-0	2	0	0	10	2.0	0.3	1.7
Three-point field goals: 0-1 (.000).																	

DAVE POPSON - 6-10 - 230 - Born 5/17/64 - North Carolina - Drafted by Detroit, Fourth Round, 1987

Season	G-GS	MIN	FGM-A	PCT	FTM-A	PCT	OFF-DEF	TOT	AST	PF-D	ST	TO	BS	TP	RPG	APG	PPG
91-92	5-0	26	3-7	.429	1-2	.500	2-3	5	3	5-0	2	4	1	7	1.0	0.6	1.4
Three-point field goals: 0-1 (.000).																	

PAUL PRESSEY - 6-5 - 203 - Born 12/24/58 - Tulsa - Drafted by Milwaukee, First Round, 1982

Season	G-GS	MIN	FGM-A	PCT	FTM-A	PCT	OFF-DEF	TOT	AST	PF-D	ST	TO	BS	TP	RPG	APG	PPG
82-83	79-18	1528	213-466	.457	105-176	.597	83-198	281	207	174-2	99	162	47	532	3.6	2.6	6.7
83-84	81-18	1730	276-528	.523	120-200	.600	102-180	282	252	241-6	86	157	50	674	3.5	3.1	8.3
84-85	80-80	28760	480-928	.517	317-418	.758	149-280	429	543	258-4	129	247	56	1284	5.4	6.8	16.1
85-86	80-80	2704	411-843	.488	316-392	.806	127-272	399	623	247-4	168	240	71	1146	5.0	7.8	14.3
86-87	61-60	2057	294-616	.477	242-328	.738	98-198	296	441	213-4	110	186	47	846	4.9	7.2	13.9
87-88	75-75	2484	345-702	.491	285-357	.798	130-245	375	523	233-6	112	198	34	983	5.0	7.0	13.1
88-89	67-62	2170	307-648	.474	187-241	.776	73-189	262	439	221-2	119	184	44	813	3.9	6.6	12.1
89-90	57-2	1400	239-506	.472	144-190	.758	59-113	172	244	149-3	81	109	23	628	3.0	4.3	11.0
Total	580-395	16949	2565-5237	.490	1716-2302	.745	821-1675	2496	3272	1736-31	894	1483	372	6906	4.3	6.6	11.9
Three-point field goals: 1-9 (.111) '82-83; 2-9 (.222) '83-84; 7-20 (.350) '84-85; 8-44 (.182) '85-86; 16-55 (.291) '86-87; 8-39 (.205) '87-88; 12-55 (.218) '88-89; 6-43 (.140) '89-90; Total 60-274 (.219).																	

PLAYOFFS

82-83	9-6	150	19-47	.404	8-20	.400	14-19	33	14	23-0	9	18	6	46	3.7	1.6	5.1
83-84	16-1	351	52-100	.520	38-56	.679	17-42	59	50	53-1	22	38	9	142	3.7	3.1	8.9
84-85	8-8	296	45-88	.511	31-38	.816	15-33	48	61	27-1	18	32	5	122	6.0	7.6	15.3
85-86	14-14	530	76-157	.484	67-88	.761	19-41	60	110	48-0	18	50	13	225	4.3	7.9	16.1
86-87	12-12	465	68-146	.466	34-46	.739	28-34	62	103	51-3	28	35	8	171	5.2	8.6	14.3
87-88	5-5	178	23-50	.460	23-30	.767	6-13	19	33	21-0	4	16	3	70	3.8	6.6	14.0
89-90	4-2	129	19-44	.432	21-26	.808	8-13	21	30	14-0	6	7	1	59	5.3	7.5	14.8
Total	68-48	2099	302-632	.478	222-304	.730	107-195	302	401	237-5	105	196	45	835	4.4	5.9	12.3
Three-point field goals: 0-1 (.000) '82-83; 0-3 (.000) '83-84; 1-3 (.333) '84-85; 6-18 (.333) '85-86; 1-8 (.125) '86-87; 1-3 (.333) '87-88; 0-3 (.000) '89-90; Total 9-39 (.231).																	

JIM PRICE - 6-3 - 195 - Born 11/27/49 - Louisville - Drafted by LA Lakers, Second Round, 1972

Season	G-GS	MIN	FGM-A	PCT	FTM-A	PCT	OFF-DEF	TOT	AST	PF-D	ST	TO	BS	TP	RPG	APG	PPG
74-75	41-37	1531	242-550	.440	128-149	.859	45-110	155	223	146-0	90	---	21	612	3.8	5.4	14.9
75-76	80-66	2525	398-958	.415	141-166	.849	74-187	261	395	264-3	148	---	32	937	3.3	4.9	11.7
76-77	6-3	111	21-41	.519	7-9	.778	4-9	13	15	14-0	7	---	1	49	2.2	2.5	8.1
Total	127-106	4167	661-1549	.427	276-324	.852	123-306	429	633	424-3	245	---	54	1598	3.4	5.0	12.6

PLAYOFFS

75-76	1	19	3-8	.375	4-7	.571	0-0	0	4	1-0	1	---	0	10	0.0	4.0	10.0
-------	---	----	-----	------	-----	------	-----	---	---	-----	---	-----	---	----	-----	-----	------

ALL-STAR

74-75	1	17	3-9	.333	2-2	1.000	0-2	2	0	4-0	2	---	0	8	2.0	0.0	8.0
-------	---	----	-----	------	-----	-------	-----	---	---	-----	---	-----	---	---	-----	-----	-----

JOEL PRZYBILLA - 7-1 - 255 - Born 10/10/79 - Minnesota - Drafted by Houston, First Round, 2000

Season	G-GS	MIN	FGM-A	PCT	FTM-A	PCT	OFF-DEF	TOT	AST	PF-D	ST	TO	BS	TP	RPG	APG	PPG
00-01	33-13	270	12-35	.343	3-11	.273	29-42	71	2	56-0	3	13	30	27	2.2	0.1	0.8
01-02	71-62	1128	76-142	.535	38-90	.422	78-205	283	21	199-3	20	43	118	190	4.0	0.3	2.7
02-03	32-17	546	18-46	.391	12-24	.500	48-97	145	12	85-1	10	19	45	48	4.5	0.4	1.5
03-04	5-0	33	0-0	.000	1-2	.500	1-9	10	3	5-0	0	2	0	1	2.0	0.6	0.2
12-13	12-1	68	1-4	.250	0-2	.000	5-16	21	4	10-0	1	4	2	2	1.8	0.3	0.2
Total	153-93	2045	107-227	.471	54-129	.419	161-369	530	42	355-4	34	81	195	268	3.5	0.3	1.8
Three-point field goals: 0-1 (.000) '01-02																	

PLAYOFFS

00-01	1-0	2	0-0	.000	0-0	.000	0-0	0	0	0-0	0	0	0	0	0.0	0.0	0.0
02-03	4-3	33	1-1	1.000	0-0	.000	2-8	10	1	11-0	0	1	2	2	2.5	0.3	0.5
Total	5-3	35	1-1	1.000	0-0	.000	2-8	10	1	11-0	0	1	2	2	2.0	0.2	0.4
Three-point field goals: None Attempted																	

ANTHONY PULLARD - 6-10 - 247 - Born 6/23/66 - McNeese State - Not Drafted

Season	G-GS	MIN	FGM-A	PCT	FTM-A	PCT	OFF-DEF	TOT	AST	PF-D	ST	TO	BS	TP
--------	------	-----	-------	-----	-------	-----	---------	-----	-----	------	----	----	----	----

ALL-TIME ROSTER

MIROSLAV RADULICA - 7-1 - 280 - Born 1/5/88 - Serbia - Not Drafted

Season	G-GS	MIN	FGM-A	PCT	FTM-A	PCT	OFF-DEF	TOT	AST	PF-D	ST	TO	BS	TP	RPG	APG	PPG
13-14	48-2	465	68-126	.540	45-55	.818	54-54	108	23	84-0	7	28	13	181	2.3	0.5	3.8

Three-point field goals: None attempted.

MICHAEL REDD - 6-6 - 215 - Born 8/24/79 - Ohio State - Drafted by Milwaukee, Second Round, 2000

Season	G-GS	MIN	FGM-A	PCT	FTM-A	PCT	OFF-DEF	TOT	AST	PF-D	ST	TO	BS	TP	RPG	APG	PPG
00-01	6-0	35	5-19	.263	3-6	.500	3-1	4	1	2-0	1	1	0	13	0.7	0.2	2.2
01-02	67-8	1417	294-609	.483	91-115	.791	77-147	224	91	96-40	42	57	7	767	3.3	1.4	11.4
02-03	82-14	2316	455-971	.469	149-185	.805	98-273	371	117	143-0	100	74	13	1241	4.5	1.4	15.1
03-04	82-82	3021	633-1439	.440	383-441	.868	118-289	407	185	152-0	81	116	6	1776	5.0	2.3	21.7
04-05	75-75	2848	625-1418	.441	369-432	.854	72-240	312	172	152-0	63	133	8	1723	4.2	2.3	23.0
05-06	80-80	3130	682-1516	.450	501-571	.877	78-264	342	229	157-1	95	170	5	2028	4.3	2.9	25.4
06-07	53-53	2036	477-1025	.465	345-416	.829	42-154	196	124	78-0	63	122	9	1416	3.7	2.3	26.7
07-08	72-71	2702	550-1243	.442	402-490	.820	85-224	309	247	120-0	65	181	13	1632	4.3	3.4	22.7
08-09	33-32	1203	249-547	.455	131-161	.814	24-83	107	88	45-0	35	53	2	699	3.2	2.7	21.2
09-10	18-12	492	75-213	.352	47-66	.712	11-43	54	39	24-0	19	15	2	215	3.0	2.2	11.9
10-11	10-0	134	18-45	.400	4-4	1.000	0-8	8	12	4-0	2	4	1	44	0.8	1.2	4.4
Total	578-427	19334	4063-9045	.449	2425-2887	.840	608-1726	2334	1305	973-1	566	926	66	11554	4.0	2.3	20.0

Three-point field goals: 0-3 (.000) '00-01; 88-198 (.444) '01-02; 182-416 (.438) '02-03; 127-363 (.350) '03-04; 104-293 (.355) '04-05; 163-413 (.395) '05-06; 117-306 (.382) '06-07; 130-359 (.362) '07-08; 70-191 (.366) '08-09; 18-60 (.300) '09-10; 4-17 (.235) '10-11; Total 1003-2619 (.383).

PLAYOFFS

02-03	6-0	128	21-52	.404	13-14	.929	9-12	21	11	15-0	2	7	1	58	3.5	1.8	9.7
03-04	5-5	192	34-83	.410	16-21	.762	6-19	25	13	16-0	0	19	0	90	5.0	2.6	18.0
05-06	5-5	185	44-84	.524	41-46	.891	16-11	27	8	11-0	4	10	0	136	5.4	1.6	27.2
Total	16-10	505	99-219	.452	70-81	.864	31-42	73	32	42-0	6	36	1	284	4.6	2.0	17.8

Three-point field goals: 3-12 (.250) '02-03; 6-20 (.300) '03-04; 7-15 (.467) '05-06; Total 16-47 (.340).

ALL-STAR

03-04	1	15	5-12	.417	0-0	--	2-1	3	2	0-0	3	1	0	13	3.0	2.0	13.0
-------	---	----	------	------	-----	----	-----	---	---	-----	---	---	---	----	-----	-----	------

Three-point field goals: 3-6 (.500).

J.J. REDICK - 6-4 - 190 - Born 6/24/84 - Duke - Drafted by Orlando, First Round, 2006

Season	G-GS	MIN	FGM-A	PCT	FTM-A	PCT	OFF-DEF	TOT	AST	PF-D	ST	TO	BS	TP	RPG	APG	PPG
12-13	28-2	804	120-298	.403	56-61	.918	8-44	52	76	47-0	9	33	4	344	1.9	2.7	12.3

Three-point field goals: 48-151 (.318).

PLAYOFFS

12-13	4-0	69	11-25	.440	3-3	1.000	0-3	3	5	9-0	1	6	0	29	0.8	1.3	7.3
-------	-----	----	-------	------	-----	-------	-----	---	---	-----	---	---	---	----	-----	-----	-----

Three-point field goals: 4-12 (.333).

J.R. REID - 6-10 - 247 - Born 3/31/68 - North Carolina - Drafted by Charlotte, First Round, 1989

Season	G-GS	MIN	FGM-A	PCT	FTM-A	PCT	OFF-DEF	TOT	AST	PF-D	ST	TO	BS	TP	RPG	APG	PPG
99-00	34-7	602	53-127	.417	43-56	.768	29-88	117	18	81-2	19	20	5	150	3.4	0.5	4.4

Three-point field goals: 1-7 (.143).

JARED REINER - 6-11 - 255 - Born 4/8/82 - Iowa - Not Drafted

Season	G-GS	MIN	FGM-A	PCT	FTM-A	PCT	OFF-DEF	TOT	AST	PF-D	ST	TO	BS	TP	RPG	APG	PPG
06-07	27-2	244	15-43	.349	3-10	.300	21-50	71	13	45-1	5	14	6	33	2.6	0.5	1.2

Three-point field goals: None attempted.

SHAWN RESPERT - 6-2 - 195 - Born 2/6/72 - Michigan State - Drafted by Portland, First Round, 1995

Season	G-GS	MIN	FGM-A	PCT	FTM-A	PCT	OFF-DEF	TOT	AST	PF-D	ST	TO	BS	TP	RPG	APG	PPG
95-96	62-0	845	113-292	.387	35-42	.833	28-46	74	68	67-0	32	42	4	303	1.2	1.1	4.9
96-97	14-0	83	6-19	.316	7-7	1.000	3-4	7	8	5-0	0	8	0	20	0.5	0.6	1.7
Total	76-0	928	119-311	.383	42-49	.857	31-50	81	76	72-0	32	50	4	323	1.1	1.0	4.3

Three-point field goals: 42-122 (.344) '95-96; 1-9 (.111) '96-97; Total 43-131 (.328).

KEVIN RESTANI - 6-9 - 225 - Born 12/23/51 - San Francisco - Drafted by Cleveland, Third Round, 1974

Season	G-GS	MIN	FGM-A	PCT	FTM-A	PCT	OFF-DEF	TOT	AST	PF-D	ST	TO	BS	TP	RPG	APG	PPG
74-75	76-23	1755	188-427	.440	35-49	.714	131-272	403	119	172-1	36	---	19	411	5.3	1.6	5.4
75-76	82-23	1650	234-493	.475	24-42	.571	115-261	376	96	151-3	36	---	12	492	4.6	1.2	6.0
76-77	64-16	1116	173-334	.518	12-24	.500	81-181	262	88	102-0	33	---	11	358	4.1	1.4	5.6
77-78	8-0	84	13-28	.464	0-2	.000	4-10	14	9	4-0	0	---	21	26	1.8	1.1	3.3
78-79	81-47	1598	282-529	.495	51-73	.699	141-244	385	122	155-0	30	96	27	575	4.8	1.5	7.1
Total	311-109	6203	870-1811	.480	122-190	.642	472-968	1440	434	584-4	135	96	70	1862	4.6	1.4	6.0

PLAYOFFS

75-76	3	33	1-5	.200	0-0	.000	0-5	5	1	0-0	1	---	0	2			0.7
-------	---	----	-----	------	-----	------	-----	---	---	-----	---	-----	---	---	--	--	-----

JERRY REYNOLDS - 6-8 - 198 - Born 12/23/62 - Louisiana State - Drafted by Milwaukee, First Round, 1985

Season	G-GS	MIN	FGM-A	PCT	FTM-A	PCT	OFF-DEF	TOT	AST	PF-D	ST	TO	BS	TP	RPG	APG	PPG
85-86	55-8	2008	72-162	.444	58-104	.558	37-43	80	86	57-0	43	52	19	203	1.5	1.6	3.7
86-87	58-24	963	140-356	.393	118-184	.641	72-101	173	106	91-0	50	82	30	404	3.0	1.8	7.0
87-88	62-21	1161	188-419	.449	119-154	.773	70-90	160	104	97-0	74	104	32	498	2.6	1.7	8.0
95-96	19-0	191	21-53	.396	13-21	.619	13-20	33	12	20-0	15	16	6	56	1.7	0.6	2.9
Total	194-53	2823	421-990	.425	308-463	.665	192-254	446	308	265-0	182	254	87	1161	2.3	1.6	6.0

Three-point field goals: 1-2 (.500) '85-86; 6-18 (.333) '86-87; 3-7 (.429) '87-88; 1-10 (.100) '95-96; Total 11-37 (.297).

PLAYOFFS

85-86	7-0	40	1-7	.143	6-11	.545	3-6	9	4	5-0	4	4	3	20	1.3	0.6	2.9
86-87	4-0	5	1-3	.333	1-2	.500	1-0	1	2	0-0	3	0	0	3	0.3	0.5	0.8
87-88	3-0	12	4-6	.667	0-0	.000	0-1	1	1	1-0	0	1	0	8	0.3	0.3	2.7
Total	14-0	57	12-26	.462	7-13	.538	4-7	11	7	6-0	7	5	3	31	0.8	0.5	2.2

Three-point field goals: 0-1 (.000) '85-86; 0-1 (.000) '86-87; Total 0-2 (.000).

GENERAL
INFO

FRONT
OFFICE

PLAYERS

2013-14
SEASON

STATS &
RECORDS

HISTORY

NBA

OPPONENTS

MEDIA

ALL-TIME ROSTER

LUKE RIDNOUR - 6-2 - 175 - Born 2/13/81 - Oregon - Drafted by Seattle, First Round, 2003

Season	G-GS	MIN	FGM-A	PCT	FTM-A	PCT	OFF-DEF	TOT	AST	PF-D	ST	TO	BS	TP	RPG	APG	PPG
08-09	72-50	2033	250-621	.403	133-153	.869	33-185	218	365	200-3	92	128	16	688	3.0	5.1	9.6
09-10	82-50	1758	328-686	.478	127-140	.907	24-119	143	324	182-0	54	106	7	852	1.7	4.0	10.4
13-14	36-12	763	84-219	.384	13-19	.684	15-47	62	122	55-0	23	46	2	206	1.7	3.4	5.7
Total	190-62	4555	662-1526	.434	273-312	.875	72-351	423	811	437-3	169	280	25	1746	2.2	4.3	9.2

Three-point field goals: 55-157 (.350) '08-09; 69-181 (.381) '09-10; 25-68 (.368) '13-14; Total 149-406 (.367).

PLAYOFFS

09-10	7-0	121	21-45	.467	10-12	.833	4-9	13	13	13-0	4	10	1	57	1.9	1.9	8.1
Three-point field goals: 5-14 (.357).																	

FRED ROBERTS - 6-10 - 227 - Born 8/14/60 - Brigham Young - Drafted by Milwaukee, First Round, 1985

Season	G-GS	MIN	FGM-A	PCT	FTM-A	PCT	OFF-DEF	TOT	AST	PF-D	ST	TO	BS	TP	RPG	APG	PPG
88-89	71-13	1251	155-319	.486	104-129	.806	68-141	209	66	126-0	36	80	23	417	2.9	0.9	5.9
89-90	82-66	2235	330-666	.495	195-249	.783	107-204	311	147	210-5	56	130	25	857	3.8	1.8	10.5
90-91	82-82	2114	357-670	.533	170-209	.813	107-174	281	135	190-2	63	135	29	888	3.4	1.6	10.8
91-92	80-63	1748	311-645	.482	128-171	.749	103-154	257	122	177-0	52	122	40	769	3.2	1.5	9.6
92-93	79-51	486	226-428	.528	135-169	.799	91-146	237	118	138-0	57	67	27	599	3.0	1.5	7.6
Total	394-265	8834	1379-2728	.505	732-927	.789	476-819	1295	588	41-7	264	534	144	3530	3.3	1.5	9.0

Three-point field goals: 3-14 (.214) '88-89; 2-11 (.182) '89-90; 4-25 (.160) '90-91; 19-37 (.514) '91-92; 12-29 (.414) '92-93; Total 40-116 (.345).

PLAYOFFS

88-89	9-5	345	49-100	.490	34-40	.850	11-28	39	20	29-1	5	13	4	132	4.3	2.2	14.7
89-90	4-4	79	13-20	.650	13-16	.813	5-3	8	3	9-0	0	5	1	39	2.0	0.8	9.8
90-91	3-3	103	16-35	.457	2-2	1.000	4-11	15	7	5-0	2	5	1	34	5.0	2.3	11.3
Total	16-2	527	78-155	.503	49-58	.845	20-42	62	30	43-1	7	23	6	205	3.9	1.9	12.8

Three-point field goals: 0-3 (.000) '88-89; 0-1 (.000) '89-90; 0-1 (.000) '90-91; Total 0-5 (.000).

ALVIN ROBERTSON - 6-4 - 208 - Born 7/22/62 - Arkansas - Drafted by San Antonio, First Round, 1984

Season	G-GS	MIN	FGM-A	PCT	FTM-A	PCT	OFF-DEF	TOT	AST	PF-D	ST	TO	BS	TP	RPG	APG	PPG
89-90	81-81	2599	476-946	.503	197-266	.741	230-329	559	445	280-2	207	217	17	1153	6.9	5.5	14.2
90-91	81-81	2598	438-904	.485	199-263	.757	191-268	459	444	273-5	246	212	16	1098	5.7	5.5	13.6
91-92	82-79	2463	396-922	.430	151-198	.763	175-175	350	360	263-5	210	223	32	1010	4.3	4.0	12.3
92-93	39-32	1065	139-290	.479	44-70	.629	47-90	137	156	120-0	90	77	9	339	3.5	4.0	8.7
Total	283-273	8725	1449-3062	.473	591-797	.742	643-862	1505	1405	936-12	753	729	74	3600	5.3	5.0	12.7

Three-point field goals: 4-26 (.154) '89-90; 23-63 (.365) '90-91; 67-210 (.319) '91-92; 17-55 (.309) '92-93; Total 111-354 (.314).

PLAYOFFS

89-90	4-4	155	35-67	.522	24-34	.706	10-13	23	19	16-0	9	15	0	94	5.8	4.8	23.5
90-91	3-3	118	29-49	.592	10-13	.769	7-11	18	15	12-0	8	10	0	71	6.0	5.0	23.7
Total	7-7	273	64-116	.552	34-47	.723	17-24	41	34	28-0	17	25	0	165	5.9	4.9	23.6

Three-point field goals: 0-1 (.000) '89-90; 3-9 (.333) '90-91; Total 3-10 (.300).

ALL-STAR

90-91	1-0	12	2-4	.500	2-2	1.000	0-2	2	0	0-0	0	3	0	6	2.0	0.0	6.0
Three-point field goals: None attempted.																	

OSCAR ROBERTSON - 6-5 - 220 - Born 11/24/38 - Cincinnati - Drafted by Cincinnati (territorial choice), First Round, 1960

Season	G-GS	MIN	FGM-A	PCT	FTM-A	PCT	OFF-DEF	TOT	AST	PF-D	ST	TO	BS	TP	RPG	APG	PPG
70-71	81-81	3194	592-1193	.496	385-453	.850	---	462	668	203-0	---	---	---	1569	5.7	8.2	19.4
71-72	64-60	2390	419-887	.472	276-330	.836	---	323	491	116-0	---	---	---	1114	5.0	7.7	17.4
72-73	73-69	2737	446-983	.454	238-281	.847	---	360	551	167-0	---	---	---	1130	4.9	7.5	15.5
73-74	70-62	2477	338-772	.438	212-254	.835	71-208	279	446	132-0	77	---	4	888	4.0	6.4	12.7
Total	288-272	10798	1845-3835	.481	1111-1318	.843	71-208	1424	2156	618-0	77	---	4	4701	4.9	7.5	16.3

PLAYOFFS

70-71	14	520	102-210	.486	52-69	.754	---	70	124	39-0	---	---	---	256	5.0	8.9	18.3
71-72	11	380	57-140	.407	30-36	.833	---	64	83	29-0	---	---	---	144	5.8	7.5	13.1
72-73	6	256	48-90	.500	31-34	.912	---	28	45	21-1	---	---	---	127	4.7	7.5	21.2
73-74	16	689	90-200	.450	44-52	.846	15-39	54	149	46-0	15	---	4	224	3.4	9.3	14.0
Total	47	1845	297-646	.460	157-191	.822	15-39	216	401	135-1	15	---	4	751	4.6	8.5	16.0

ALL-STAR

70-71	1	24	2-6	.333	1-3	.333	---	2	2	3-0	---	---	---	5	2.0	2.0	5.0
71-72	1	24	3-9	.333	5-10	.500	---	3	3	4-0	---	---	---	11	3.0	3.0	11.0
Total	2	48	5-15	.333	6-13	.462	---	5	5	7-0	---	---	---	16	2.5	2.5	8.0

FLYNN ROBINSON - 6-1 - 190 - Born 4/28/41 - Wyoming - Drafted by Cincinnati, Second Round, 1965

Season	G-GS	MIN	FGM-A	PCT	FTM-A	PCT	OFF-DEF	TOT	AST	PF-D	ST	TO	BS	TP	RPG	APG	PPG
68-69	65	2066	501-1149	.436	317-377	.841	---	237	320	209-6	---	---	---	1319	3.6	4.9	20.2
69-70	81	2762	663-1391	.477	439-489	.898	---	263	449	254-5	---	---	---	1765	3.2	5.5	21.8
Total	146	4828	1164-2540	.458	756-866	.873	---	500	779	463-11	---	---	---	3084	3.4	5.3	21.1

PLAYOFFS

69-70	10	300	42-129	.326	44-50	.880	---	23	50	22-0	---	---	---	128	2.3	5.0	12.8
-------	----	-----	--------	------	-------	------	-----	----	----	------	-----	-----	-----	-----	-----	-----	------

ALL-STAR

69-70	1	8	3-4	.750	0-0	.000	---	1	2	2-0	---	---	---	6	1.0	2.0	6.0
-------	---	---	-----	------	-----	------	-----	---	---	-----	-----	-----	-----	---	-----	-----	-----

GLENN ROBINSON - 6-7 - 235 - Born 1/10/73 - Purdue - Drafted by Milwaukee, First Round, 1994

Season	G-GS	MIN	FGM-A	PCT	FTM-A	PCT	OFF-DEF	TOT	AST	PF-D	ST	TO	BS	TP	RPG	APG	PPG
94-95	80-76	2958	636-1410	.451	397-499	.796	169-344	513	197	234-2	115	313	22	1755	6.4	2.5	21.9
95-96	82-82	3249	627-1382	.454	316-389	.812	136-368	504	293	236-2	95	282	42	1680	6.1	3.6	20.2
96-97	80-79	3114	669-1438	.465	288-364	.791	130-372	502	248	225-5	103	269	68	1669	6.3	3.1	21.1
97-98	56-56	2294	534-1136	.470	215-266	.808	82-225	307	158	164-2	69	200	34	1308	5.5	2.8	23.4
98-99	47-47	1579	347-756	.459	140-161	.870	73-203	276	100	114-1	46	106	41	865	5.9	2.1	18.4
99-00	81-81	2909	690-1461	.472	227-283	.802	107-378	485	193	212-3	78	223	41	1693	6.0	2.4	20.9
00-01	76-74	2813	684-1460	.468	251-306	.820	124-402	526	252	191-2	86	219	62	1674	6.9	3.3	22.0
01-02	66-63	2346	536-1147	.467	236-282	.837	70-336	406	168	173-1	97	174	41	1366	6.2	2.5	20.7
Total	568-558	21262	4723-10190	.463	2070-2550	.812	891-2628	3519	1609	1549-18	689	1786	351	12010	6.2	2.8	21.1

Three-point field goals: 86-268 (.321) '94-95; 90-263 (.342) '95-96; 63-180 (.350) '96-97; 25-65 (.385) '97-98; 31-79 (.392) '98-99; 86-237 (.363) '99-00; 55-184 (.299) '00-01; 58-178 (.326) '01-02; Total 494-1454 (.340).

ALL-TIME ROSTER

GLENN ROBINSON (CONT.)

PLAYOFFS																		GENERAL INFO
98-99	3-3	118	21-51	.412	16-18	.889	4-21	25	5	5-0	3	10	2	62	8.3	1.7	20.7	
99-00	5-5	174	32-79	.405	11-13	.846	0-21	21	13	18-0	8	15	4	77	4.2	2.6	15.4	
00-01	18-18	687	138-322	.429	50-56	.893	26-90	116	60	43-1	11	46	24	350	6.4	3.3	19.4	
Total	26-26	979	191-452	.423	77-87	.885	30-132	162	78	66-1	22	71	30	489	6.2	3.0	18.8	
Three-point field goals: 4-8 (.500) 98-99; 2-7 (.286) 99-00; 24-62 (.387) 00-01; 30-72 (.390)																		

Three-point field goals: 4-8 (.500) 98-99; 2-7 (.286) 99-00; 24-62 (.387) 00-01. Total 30-77 (.390).

ALL-STAR																	
99-00	1-0	17	5-10	.500	0-0	.000	2-4	6	0	0-0	0	0	0	10	6.0	0.0	10.0
00-01	1-0	18	4-7	.571	1-3	.000	1-3	4	1	0-0	1	0	1	8	4.0	1.0	8.0
Total	2-0	35	9-17	.529	0-0	.000	3-7	10	1	0-0	1	0	1	18	5.0	0.5	9.0

GUY RODGERS - 6-0 - 185 - Born 9/1/35 - Temple - Drafted by Philadelphia, First Round, 1958

Season	G-GS	MIN	FGM-A	PCT	FTM-A	PCT	OFF-DEF	TOT	AST	PF-D	ST	TO	BS	TP	RPG	APG	PPG
68-69	81	2157	325-862	.377	184-232	.793	---	226	561	207-2	---	---	---	834	2.8	6.9	10.3
69-70	64	749	68-191	.356	67-90	.744	---	74	213	73-1	---	---	---	293	1.2	3.3	4.2
Total	145	2906	393-1053	.373	251-322	.780	---	300	774	280-3	---	---	---	1037	2.1	5.3	7.2

LORENZO ROMAR - 6-1 - 180 - Born 11/3/58 - Washington - Drafted by Golden State, Seventh Round, 1980

Season	G-GS	MIN	FGM-A	PCT	FTM-A	PCT	OFF-DEF	TOT	AST	PF-D	ST	TO	BS	TP	RPG	APG	PPG
83-84	65-9	1007	159-346	.460	65-90	.722	21-71	92	192	76-0	55	63	8	387	1.4	3.0	6.0
84-85	4-0	16	1-8	.125	0-0	.000	0-0	0	2	2-0	0	0	0	2	0.0	0.5	0.5
Total	69-9	1023	160-354	.452	65-90	.722	21-71	92	194	78-0	55	63	8	389	1.3	2.8	5.6

Three-point field goals: 4-32 (.125) 83-84; 0-1 (.000) 84-85; Total 4-33 (.121).

PLAYOFFS																	PLAYERS	
83-84	13-0	67	9-20	.450	7-11	.636	0-3	3	15	9-0	0	5	0	25	0.2	1.2		1.9
Three-point field goals: 0-3 (.000).																		

DERRICK ROWLAND - 6-5 - 195 - Born 6/21/59 - Potsdam State - Drafted by Denver, Tenth Round, 1981

Season	G-GS	MIN	FGM-A	PCT	FTM-A	PCT	OFF-DEF	TOT	AST	PF-D	ST	TO	BS	TP	RPG	APG	PPG
85-86	2-0	9	1-3	.333	1-2	.500	0-1	1	1	1-0	0	0	0	3	0.5	0.5	1.5
Three-point field goals: None attempted.																	

MICHAEL RUFFIN - 6-8 - 248 - Born 1/21/77 - Tulsa - Drafted by Chicago, Second Round, 1999

Season	G-GS	MIN	FGM-A	PCT	FTM-A	PCT	OFF-DEF	TOT	AST	PF-D	ST	TO	BS	TP	RPG	APG	PPG
07-08	46-2	5930	33-62	.532	25-63	.397	90-96	186	24	93-1	31	19	19	91	4.0	0.5	2.0
Three-point field goals: None attempted.																	

BOB RULE - 6-9 - 235 - Born 6/29/44 - Colorado State - Drafted by Seattle, Second Round, 1967

Season	G-GS	MIN	FGM-A	PCT	FTM-A	PCT	OFF-DEF	TOT	AST	PF-D	ST	TO	BS	TP	RPG	APG	PPG
74-75	1-0	11	0-1	.000	0-0	.000	0-0	0	2	2-0	0	---	0	0	0.0	2.0	0.0
Three-point field goals: None attempted.																	

JOHN SALMONS - 6-6 - 207 - Born 12/12/79 - Miami (FL) - Drafted by San Antonio, First Round, 2002

Season	G-GS	MIN	FGM-A	PCT	FTM-A	PCT	OFF-DEF	TOT	AST	PF-D	ST	TO	BS	TP	RPG	APG	PPG
09-10	30-28	1129	207-443	.467	137-158	.867	17-79	96	98	65-1	34	53	4	596	1.8	2.2	19.9
10-11	73-70	2554	373-898	.415	195-240	.813	27-239	266	252	157-1	72	137	28	1024	3.6	3.5	14.0
Total	103-98	3,683	580-1341	.433	332-398	.834	44-318	362	350	223-2	106	190	32	1620	3.5	3.4	15.7

Three-point field goals: 45-117 (.385) 09-10; 83-219 (.379) 10-11; Total 128-336 (.381).

PLAYOFFS																	
09-10	7-7	284	44-109	.404	27-28	.964	7-19	26	28	19-0	10	12	4	119	3.7	4.0	17.0
Three-point field goals: 4-23 (.174).																	

JAMAL SAMPSON - 6-11 - 251 - Born 5/15/83 - California - Drafted by Utah, Second Round, 2002

Season	G-GS	MIN	FGM-A	PCT	FTM-A	PCT	OFF-DEF	TOT	AST	PF-D	ST	TO	BS	TP	RPG	APG	PPG
02-03	5-0	8	0-2	.000	0-0	.000	0-2	2	1	0-0	1	0	0	0	0.4	0.2	0.0
Three-point field goals: None attempted.																	

DANIEL SANTIAGO - 7-1 - 260 - 6/24/76 - St. Vincent (PA) - Not Drafted

Season	G-GS	MIN	FGM-A	PCT	FTM-A	PCT	OFF-DEF	TOT	AST	PF-D	ST	TO	BS	TP	RPG	APG	PPG
03-04	54-28	708	78-163	.479	61-90	.678	35-97	132	24	98-0	19	32	21	217	2.4	0.4	4.0
04-05	11-0	105	7-21	.333	8-11	.727	6-13	19	1	28-1	3	4	4	22	1.7	0.1	2.0
Total	65-28	813	85-184	.462	69-101	.683	41-110	151	25	126-1	22	36	25	239	2.3	0.4	3.7

Three-point field goals: None attempted.

PLAYOFFS															NBA		
03-04	1-0	1	0-0	.000	0-0	.000	1-4	5	0	0	0	0	0	0	5.0	0.0	0.0
Three-point field goals: None attempted.																	

DAN SCHAYES - 6-11 - 276 - Born 5/10/59 - Syracuse - Drafted by Utah, First Round, 1981

Season	G-GS	MIN	FGM-A	PCT	FTM-A	PCT	OFF-DEF	TOT	AST	PF-D	ST	TO	BS	TP	RPG	APG	PPG
90-91	82-38	2228	298-597	.499	274-328	.835	174-361	535	98	264-4	55	106	61	870	6.5	1.2	10.6
91-92	43-4	726	83-199	.417	74-96	.771	58-110	168	34	98-0	19	41	19	240	3.9	0.8	5.6
92-93	70-7	1124	105-263	.399	112-137	.818	72-177	249	78	148-1	36	65	36	322	3.6	1.1	4.6
93-94	23-6	230	14-46	.304	21-22	.955	16-29	45	5	27-0	5	14	8	49	2.0	0.2	2.1
Total	218-55	4308	500-1105	.452	481-583	.825	320-677	997	215	537-5	115	226	124	1481	4.6	1.0	6.8

Three-point field goals: 0-5 (.000) 90-91; 0-3 (.000) 92-93; Total 0-8 (.000).

PLAYOFFS																	
90-91	3-3	71	9-23	.391	10-11	.909	4-8	12	3	8-0	3	6	1	28	4.0	1.0	9.3
Three-point field goals: 0-1 (.000).																	

RAMON SESSIONS - 6-3 - 190 - Born 4/11/86 - Nevada - Drafted by Milwaukee, Second Round 2007

Season	G-GS	MIN	FGM-A	PCT	FTM-A	PCT	OFF-DEF	TOT	AST	PF-D	ST	TO	BS	TP	RPG	APG	PPG
07-08	17-7	450	51-117	.436	32-41	.780	8-50	58	127	26-0	17	36	3	137	3.4	7.5	8.1
08-09	79-39	2173	345-775	.445	281-354	.794	64-205	269	452	158-0	83	152	7	977	3.4	5.7	12.4
13-14	28-12	909	140-304	.461	143-170	.841	16-70	86	134	40-0	16	55	3	443	3.1	4.8	15.8
Total	124-58	3532	536-1196	.448	456-565	.807	88-325	413	713	224-0	116	243	13	1557	3.3	5.8	12.6

Three-point field goals: 3-7 (.429) 07-08; 6-34 (.176) 08-09; 20-56 (.357) 13-14; Total 29-97 (.299).

ALL-TIME ROSTER

JERRY SICHTING - 6-1 - 180 - Born 11/29/56 - Purdue - Drafted by Golden State, Fourth Round, 1979

Season	G-GS	MIN	FGM-A	PCT	FTM-A	PCT	OFF-DEF	TOT	AST	PF-D	ST	TO	BS	TP	RPG	APG	PPG
89-90	1-0	27	0-6	.000	3-4	.750	0-0	.000	2	1-0	0	0	0	3	0.0	2.0	3.0

Three-point field goals: None attempted.

JACK SIKMA - 7-0 - 250 - Born 11/14/55 - Illinois Wesleyan - Drafted by Seattle, First Round, 1977

Season	G-GS	MIN	FGM-A	PCT	FTM-A	PCT	OFF-DEF	TOT	AST	PF-D	ST	TO	BS	TP	RPG	APG	PPG
86-87	82-82	2536	390-842	.463	265-313	.847	208-614	822	203	328-14	88	160	90	1045	10.0	2.5	12.7
87-88	82-82	2923	514-1058	.486	321-348	.922	195-514	709	279	316-11	93	157	80	1352	8.6	3.4	16.5
88-89	80-80	2587	360-835	.431	266-294	.905	141-482	623	289	300-6	85	145	61	1068	7.8	3.6	13.4
89-90	71-70	2250	344-827	.416	230-260	.885	109-383	492	229	244-5	76	139	48	986	6.9	3.2	13.9
90-91	77-44	1940	295-691	.427	116-197	.843	108-333	441	143	218-4	65	130	64	802	5.7	1.9	10.4
Total	392-358	12236	1903-4253	.447	1248-1412	.884	761-2326	3087	1143	1406-40	407	731	343	5253	7.9	2.9	13.4

Three-point field goals: 0-2 (.000) '86-87; 3-14 (.214) '87-88; 82-216 (.380) '88-89; 68-199 (.342) '89-90; 46-135 (.341) '90-91; Total 199-566 (.352).

PLAYOFFS

86-87	12-12	426	73-150	.487	48-49	.980	33-97	130	23	56-3	15	18	10	194	10.8	1.9	16.2
87-88	5-5	190	35-76	.461	25-30	.833	24-38	62	13	23-0	2	15	4	95	12.4	2.6	19.0
88-89	9-9	301	37-94	.394	23-28	.821	9-41	50	30	41-2	8	21	4	105	5.6	3.3	11.7
89-90	4-4	117	6-23	.261	6-8	.750	0-14	14	7	19-0	2	12	4	20	3.5	1.8	5.0
90-91	3-0	51	6-15	.400	1-2	.500	3-9	12	6	4-0	5	3	1	14	4.0	2.0	4.7
Total	33-30	1085	157-358	.439	103-117	.880	69-199	268	79	143-5	32	69	23	428	8.1	2.4	12.9

Three-point field goals: 0-1 (.000) '86-87; 0-3 (.000) '87-88; 8-28 (.286) '88-89; 2-7 (.286) '89-90; 1-2 (.500) '90-91; Total 11-41 (.268).

BOBBY SIMMONS - 6-6 - 230 - Born 6/2/80 - DePaul - Drafted by Seattle, Second Round, 1986

Season	G-GS	MIN	FGM-A	PCT	FTM-A	PCT	OFF-DEF	TOT	AST	PF-D	ST	TO	BS	TP	RPG	APG	PPG
05-06	75-74	2538	366-808	.453	165-200	.825	91-242	333	172	254-8	86	123	21	1002	4.4	2.3	13.4
06-07	DID NOT PLAY - INJURED																
07-08	70-21	1521	209-496	.421	53-70	.757	67-159	226	80	140-1	50	78	5	531	3.2	1.1	7.6
Total	145-95	4059	575-1304	.441	218-270	.807	158-401	559	252	394-9	136	201	26	1533	3.9	1.7	10.6

Three-point field goals: 105-250 (.420) '05-06; 60-171 (.351); Total 165-421 (.392).

PLAYOFFS

05-06	5-5	159	14-42	.333	0-0	---	4-14	18	10	11-0	9	6	1	33	3.6	2.0	6.6
-------	-----	-----	-------	------	-----	-----	------	----	----	------	---	---	---	----	-----	-----	-----

Three-point field goals: 5-12 (.417).

SCOTT SKILES - 6-1 - 200 - Born 3/5/64 - Michigan State - Drafted by Milwaukee, First Round, 1986

Season	G-GS	MIN	FGM-A	PCT	FTM-A	PCT	OFF-DEF	TOT	AST	PF-D	ST	TO	BS	TP	RPG	APG	PPG
86-87	13-0	205	18-62	.290	10-12	.833	6-20	26	45	38-0	5	21	1	49	2.0	3.5	3.8

Three-point field goals: 3-14 (.214).

BRIAN SKINNER - 6-9 - 265 - Born 5/19/76 - Baylor - Drafted by LA Clippers, First Round, 1998

Season	G-GS	MIN	FGM-A	PCT	FTM-A	PCT	OFF-DEF	TOT	AST	PF-D	ST	TO	BS	TP	RPG	APG	PPG
03-04	56-54	1577	255-513	.497	79-138	.572	119-292	411	49	165-3	30	78	61	589	7.3	0.9	10.5
06-07	67-44	1523	124-253	.490	46-79	.582	106-279	385	58	195-2	18	75	64	294	5.7	0.9	4.7
10-11	2-0	6	0-0	---	0-0	---	0-0	0	0	0-0	0	0	0	0	0.0	0.0	0.0
Total	125-98	3106	379-766	.495	125-217	.576	225-571	796	107	360-5	48	153	125	883	6.5	0.9	7.2

Three-point field goals: None attempted

PLAYOFFS

03-04	5-3	94	11-21	.524	5-12	.417	8-14	22	0	8-0	1	7	3	27	4.4	0.0	5.4
-------	-----	----	-------	------	------	------	------	----	---	-----	---	---	---	----	-----	-----	-----

Three-point field goals: None attempted.

DON SMITH (ZAID ABDUL-AZIZ) - 6-9 - 235 - Born 4/7/46 - Iowa State - Drafted by Cincinnati, First Round, 1968

Season	G-GS	MIN	FGM-A	PCT	FTM-A	PCT	OFF-DEF	TOT	AST	PF-D	ST	TO	BS	TP	RPG	APG	PPG
68-69	29	837	126-347	.363	68-106	.642	---	378	33	98-3	---	---	---	320	13.0	1.1	11.0
69-70	80	1637	237-546	.434	119-185	.643	---	603	62	167-2	---	---	---	593	7.5	0.8	7.4
Total	109	2474	363-893	.406	187-291	.643	---	981	95	265-5	---	---	---	913	9.0	0.9	8.4

PLAYOFFS

69-70	7	82	11-19	.579	8-10	.800	---	26	4	5-0	---	---	---	30	3.7	0.6	4.3
-------	---	----	-------	------	------	------	-----	----	---	-----	-----	-----	-----	----	-----	-----	-----

ELMORE SMITH - 7-0 - 250 - Born 5/9/49 - Kentucky State - Drafted by Buffalo, First Round, 1971

Season	G-GS	MIN	FGM-A	PCT	FTM-A	PCT	OFF-DEF	TOT	AST	PF-D	ST	TO	BS	TP	RPG	APG	PPG
75-76	78-78	2809	498-962	.518	222-351	.632	201-692	893	97	268-7	78	---	238	1218	11.4	1.2	15.6
76-77	34-25	789	113-253	.447	61-105	.581	52-156	208	30	109-2	19	---	287	287	6.1	0.9	8.4
Total	112-103	3598	611-1215	.503	283-456	.621	253-848	1101	127	377-9	97	---	307	1505	9.8	1.1	13.4

PLAYOFFS

75-76	3	104	15-27	.556	14-21	.667	5-17	22	1	14-0	2	---	11	44	7.3	0.3	14.7
-------	---	-----	-------	------	-------	------	------	----	---	------	---	-----	----	----	-----	-----	------

GREG SMITH - 6-5 - 200 - Born 1/28/47 - Western Kentucky - Drafted by Milwaukee, Fourth Round, 1968

Season	G-GS	MIN	FGM-A	PCT	FTM-A	PCT	OFF-DEF	TOT	AST	PF-D	ST	TO	BS	TP	RPG	APG	PPG
68-69	79	2207	276-613	.450	91-155	.587	---	804	137	264-12	---	---	---	643	10.2	1.7	8.1
69-70	82	2368	339-664	.511	125-174	.718	---	712	156	304-8	---	---	---	803	8.7	1.9	9.8
70-71	82-79	2428	409-799	.512	141-213	.662	---	589	227	284-5	---	---	---	959	7.2	2.8	11.7
71-72	28-25	737	97-198	.490	41-58	.707	---	161	63	92-1	---	---	---	235	5.8	2.3	8.4
Total	271	7740	1121-2274	.493	398-600	.663	---	2266	583	944-26	---	---	---	2640	8.4	2.2	9.7

PLAYOFFS

69-70	10	329	47-94	.500	13-22	.591	---	85	22	34-1	---	---	---	107	8.5	2.2	10.1
70-71	14	454	70-128	.547	22-40	.550	---	120	36	45-0	---	---	---	162	8.6	2.6	11.6
Total	24	783	117-222	.527	35-62	.565	---	205	58	79-1	---	---	---	269	8.5	2.4	11.2

ISH SMITH - 6-0 - 175 - Born 7/5/88 - Wake Forest - Not Drafted

Season	G-GS	MIN	FGM-A	PCT	FTM-A	PCT	OFF-DEF	TOT	AST	PF-D	ST	TO	BS	TP	RPG	APG	PPG
12-13	16-0	138	17-43	.395	0-0	---	1-14	15	30	12-1	8	10	3	38	0.9	1.9	2.4

Three-point field goals: 4-10 (.400).

PLAYOFFS

12-13	4-0	11	0-1	.000	0-0	---	0-1	1	3	1	0	1	0	0	0.3	0.8	0.0
-------	-----	----	-----	------	-----	-----	-----	---	---	---	---	---	---	---	-----	-----	-----

Three-point field goals: None attempted.

JOE SMITH - 6-10 - 225 - Born 7/26/75 - Maryland - Drafted by Golden State, First Round, 1995

Season	G-GS	MIN	FGM-A	PCT	FTM-A	PCT	OFF-DEF	TOT	AST	PF-D	ST	TO	BS	TP	RPG	APG	PPG
03-04	76-76	2254	311-708	.439	207-241	.859	230-413	643	78	209-1	47	82	94	830	8.5	1.0	10.9
04-05	74-73	2265	319-621	.514	175-228	.768	179-362	541	67	222-5	43	79	38	813	7.3	0.9	11.0
05-06	44-5	887	145-305	.475	89-115	.774	83-147	230	31	120-1	24	40	13	379	5.2	0.7	8.6
Total	194-154	5406	775-1634	.474	471-584	.807	492-922	1414	176	551-7	114	201	145	2022	7.3	0.9	10.4

Three-point field goals: 1-5 (.200) '03-04; 0-1 (.000) '04-05; 0-2 (.000) '05-06; Total: 1-8 (.125)

PLAYOFFS

03-04	5-5	175	27-55	.491	12-13	.923	23-27	50	2	15-0	4	6	10	66	10.0	0.4	13.2
05-06	5-0	105	16-33	.485	6-9	.667	6-21	27	3	16-0	2	1	2	38	5.4	0.6	7.6
Total	10-5	280	43-88	.489	18-22	.818	29-48	77	5	31-0	6	7	12	104	7.7	0.5	10.4

Three-point field goals: 0-1 (.000) '03-04; 0-0 (.000) '05-06; Total: 0-1 (.000)

KEITH SMITH - 6-3 - 193 - Born 3/9/64 - Loyola Marymount - Drafted by Milwaukee, Second Round, 1986

Season	G-GS	MIN	FGM-A	PCT	FTM-A	PCT	OFF-DEF	TOT	AST	PF-D	ST	TO	BS	TP	RPG	APG	PPG
86-87	42-0	461	57-150	.380	21-28	.750	13-19	32	43	74-0	25	30	3	138	0.8	1.0	3.3

Three-point field goals: 3-9 (.333)

ROBERT SMITH - 5-11 - 165 - Born 3/10/55 - UNLV - Drafted by Denver, Third Round, 1977

Season	G-GS	MIN	FGM-A	PCT	FTM-A	PCT	OFF-DEF	TOT	AST	PF-D	ST	TO	BS	TP	RPG	APG	PPG
81-82	18-1	316	62-110	.473	1-2	.500	2-5	7	7	6-0	1	9	0	30	0.4	0.4	4.3

Three-point field goals: 2-10 (.200)

PLAYOFFS

81-82	6-0	68	10-26	.385	7-8	.875	1-6	7	12	8-0	1	1	0	29	1.2	2.0	4.8
-------	-----	----	-------	------	-----	------	-----	---	----	-----	---	---	---	----	-----	-----	-----

Three-point field goals: 2-7 (.286)

SAM SMITH - 6-4 - 190 - Born 11/8/55 - UNLV - Drafted by Atlanta, Third Round, 1977

Season	G-GS	MIN	FGM-A	PCT	FTM-A	PCT	OFF-DEF	TOT	AST	PF-D	ST	TO	BS	TP	RPG	APG	PPG
78-79	16-0	125	19-47	.404	18-24	.750	0-9	9	16	12-0	8	8	7	56	0.6	1.0	3.5

TONY SMITH - 6-4 - 205 - Born 6/14/68 - Marquette - Drafted by LA Lakers, Second Round, 1990

Season	G-GS	MIN	FGM-A	PCT	FTM-A	PCT	OFF-DEF	TOT	AST	PF-D	ST	TO	BS	TP	RPG	APG	PPG
97-98	7-0	80	8-24	.333	3-4	.750	4-3	7	10	7-0	5	9	2	19	1.0	1.4	2.7

Three-point field goals: 0-4 (.000)

JERRY STACKHOUSE - 6-6 - 218 - Born 11/5/74 - North Carolina - Drafted by Philadelphia, First Round, 1975

Season	G-GS	MIN	FGM-A	PCT	FTM-A	PCT	OFF-DEF	TOT	AST	PF-D	ST	TO	BS	TP	RPG	APG	PPG
09-10	42-0	855	129-316	.408	55-69	.797	19-81	100	70	56-0	21	66	9	358	2.4	1.7	8.5

Three-point field goals: 45-130 (.346)

PLAYOFFS

09-10	7-0	144	14-43	.326	18-20	.900	1-11	12	8	4-0	5	5	1	51	1.7	1.1	7.3
-------	-----	-----	-------	------	-------	------	------	----	---	-----	---	---	---	----	-----	-----	-----

Three-point field goals: 5-15 (.333)

KEVIN STACOM - 6-3 - 185 - Born 9/4/51 - Providence - Drafted by Boston, Second Round, 1974

Season	G-GS	MIN	FGM-A	PCT	FTM-A	PCT	OFF-DEF	TOT	AST	PF-D	ST	TO	BS	TP	RPG	APG	PPG
81-82	7-0	90	14-34	.412	1-2	.500	2-5	7	7	6-0	1	9	0	30	1.0	1.0	4.3

Three-point field goals: 1-2 (.500)

D.J. STEPHENS - 6-5 - 188 - Born 12/19/90 - Memphis - Not Drafted

Season	G-GS	MIN	FGM-A	PCT	FTM-A	PCT	OFF-DEF	TOT	AST	PF-D	ST	TO	BS	TP	RPG	APG	PPG
13-14	3-0	15	3-7	.429	1-1	1.000	1-4	5	0	0-0	0	0	0	7	1.7	0.0	2.3

Three-point field goals: None attempted.

EVERETTE STEPHENS - 6-2 - 175 - Born 10/21/66 - Purdue - Drafted by Philadelphia, Second Round, 1988

Season	G-GS	MIN	FGM-A	PCT	FTM-A	PCT	OFF-DEF	TOT	AST	PF-D	ST	TO	BS	TP	RPG	APG	PPG
90-91	3-0	6	2-3	.667	2-2	1.000	0-0	0	2	0-0	0	0	0	6	0.0	0.7	2.0

Three-point field goals: None attempted.

ALEX STIVRINS - 6-8 - 215 - Born 11/29/62 - Colorado - Drafted by Seattle, Fourth Round, 1985

Season	G-GS	MIN	FGM-A	PCT	FTM-A	PCT	OFF-DEF	TOT	AST	PF-D	ST	TO	BS	TP	RPG	APG	PPG
92-93	3-0	25	4-11	.364	3-4	.750	3-3	6	2	4-0	1	2	0	11	2.0	0.7	3.7

Three-point field goals: None attempted.

AWVEE STOREY - 6-6 - 222 - Born 4/18/77 - Arizona State - Not Drafted

Season	G-GS	MIN	FGM-A	PCT	FTM-A	PCT	OFF-DEF	TOT	AST	PF-D	ST	TO	BS	TP	RPG	APG	PPG
07-08	26-0	259	39-89	.438	14-29	.483	31-23	54	16	41-0	7	10	1	92	2.1	0.6	3.5

Three-point field goals: 0-7 (.000)

ERICK STRICKLAND - 6-3 - 210 - Born 11/25/73 - Nebraska - Not Drafted

Season	G-GS	MIN	FGM-A	PCT	FTM-A	PCT	OFF-DEF	TOT	AST	PF-D	ST	TO	BS	TP	RPG	APG	PPG
03-04	43-0	571	79-196	.403	44-51	.863	13-58	71	90	63-0	26	54	2	231	1.7	2.1	5.4
04-05	62-5	1014	114-304	.375	52-64	.813	11-92	103	115	103-1	30	64	1	301	1.7	1.9	4.9
Total	105-5	1585	193-500	.386	96-115	.835	24-150	174	205	166-1	56	118	3	532	1.7	1.9	5.1

Three-point field goals: 29-66 (.439) '03-04; 21-83 (.253) '04-05; Total: 50-149 (.336)

PLAYOFFS

03-04	3-0	41	5-12	.417	404	1.000	0-5	5	9		8	13	1	70	1.7	3.0	3.5
-------	-----	----	------	------	-----	-------	-----	---	---	--	---	----	---	----	-----	-----	-----

Three-point field goals: 0-5 (.000)

JOHN STROEDER - 6-10 - 250 - Born 7/24/58 - Montana - Drafted by Portland, Eighth Round, 1980

Season	G-GS	MIN	FGM-A	PCT	FTM-A	PCT	OFF-DEF	TOT	AST	PF-D	ST	TO	BS	TP	RPG	APG	PPG
87-88	41-0	271	29-79	.367	20-30	.667	24-47	71	20	48-0	3	24	12	78	1.7	0.5	1.9

Three-point field goals: 0-2 (.000)

PLAYOFFS

87-88	1-0	1	1-1	1.000	0-0	.000	0-0	0	0	0-0	0	0	0	3	0.0	0.0	3.0
-------	-----	---	-----	-------	-----	------	-----	---	---	-----	---	---	---	---	-----	-----	-----

Three-point field goals: 1-1 (1.000)

GENERAL
INFOFRONT
OFFICE

PLAYERS

2013-14
SEASONSTATS &
RECORDS

HISTORY

NBA

OPPONENTS

MEDIA

ALL-TIME ROSTER

DEREK STRONG - 6-8 - 220 - Born 2/9/68 - Xavier (OH) - Drafted by Philadelphia, Second Round, 1990

Season	G-GS	MIN	FGM-A	PCT	FTM-A	PCT	OFF-DEF	TOT	AST	PF-D	ST	TO	BS	TP	RPG	APG	PPG
92-93	23-0	339	42-92	.457	68-85	.800	40-75	115	14	20-0	11	13	1	156	5.0	0.6	6.8
93-94	67-11	1131	141-341	.413	159-206	.772	109-172	281	48	69-1	38	61	14	444	4.2	0.7	6.6
Total	90-11	1470	183-433	.423	227-291	.780	149-247	396	62	89-1	49	74	15	600	4.4	0.7	6.7

Three-point field goals: 4-8 (.500) '92-93; 3-13 (.231) '93-94; Total 7-21 (.333).

GARRETT TEMPLE - 6-6 - 190 - Born 5/8/86 - Louisiana State - Not Drafted

Season	G-GS	MIN	FGM-A	PCT	FTM-A	PCT	OFF-DEF	TOT	AST	PF-D	ST	TO	BS	TP	RPG	APG	PPG
10-11	9-0	83	7-21	.333	0-4	.000	0-6	6	6	8-0	1	2	1	17	0.7	0.7	1.9

Three-point field goals: 3-10 (.300).

CHUCK TERRY - 6-6 - 215 - Born 9/27/50 - Long Beach State - Drafted by Milwaukee, Second Round, 1972

Season	G-GS	MIN	FGM-A	PCT	FTM-A	PCT	OFF-DEF	TOT	AST	PF-D	ST	TO	BS	TP	RPG	APG	PPG
72-73	67-0	693	55-162	.340	17-24	.708	---	145	40	116-1	---	---	---	127	2.2	0.6	1.9
73-74	7-0	32	4-12	.333	0-0	.000	1-2	3	4	4-0	2	---	0	8	0.4	0.6	1.1
Totals	74-0	725	59-174	.339	17-24	.708	1-2	148	44	120-1	2	---	0	135	2.0	0.6	1.8

PLAYOFFS

72-73	5	18	4-5	.800	0-0	.000	---	3	1	2-0	---	---	---	8	0.6	0.2	1.6
-------	---	----	-----	------	-----	------	-----	---	---	-----	-----	-----	-----	---	-----	-----	-----

DAVID THIRDKILL - 6-7 - 215 - Born 4/12/60 - Bradley - Drafted by Phoenix, First Round, 1982

Season	G-GS	MIN	FGM-A	PCT	FTM-A	PCT	OFF-DEF	TOT	AST	PF-D	ST	TO	BS	TP	RPG	APG	PPG
84-85	6-0	16	3-4	.750	1-2	.500	1-1	2	0	1-0	0	0	0	7	0.3	0.0	1.2

Three-point field goals: None attempted.

KURT THOMAS - 6-9 - 230 - Born 10/4/72 - Texas Christian- Drafted by Miami, First Round, 1995

Season	G-GS	MIN	FGM-A	PCT	FTM-A	PCT	OFF-DEF	TOT	AST	PF-D	ST	TO	BS	TP	RPG	APG	PPG
09-10	70-9	1049	99-208	.476	12-15	.800	84-207	291	47	159-1	26	48	46	210	4.2	0.7	3.0

Three-point field goals: None attempted.

PLAYOFFS

09-10	7-7	199	17-35	.486	4-5	.800	12-43	55	11	26-0	3	8	4	38	7.9	1.6	5.4
-------	-----	-----	-------	------	-----	------	-------	----	----	------	---	---	---	----	-----	-----	-----

Three-point field goals: None attempted.

TIM THOMAS - 6-10 - 240 - Born 2/26/77 - Villanova - Drafted by New Jersey, First Round, 1997

Season	G-GS	MIN	FGM-A	PCT	FTM-A	PCT	OFF-DEF	TOT	AST	PF-D	ST	TO	BS	TP	RPG	APG	PPG
98-99	33-26	624	105-212	.495	54-88	.614	42-51	93	31	86-2	23	31	9	280	2.8	0.9	8.5
99-00	80-1	2093	347-753	.461	188-243	.774	100-232	332	113	227-3	59	129	31	945	4.2	1.4	11.8
00-01	76-16	2086	326-758	.430	195-253	.771	79-234	313	138	194-5	78	114	45	954	4.1	1.8	12.6
01-02	74-22	1987	316-753	.420	142-179	.793	64-236	300	105	200-3	65	127	32	869	4.1	1.4	11.7
02-03	80-70	2358	412-930	.443	145-186	.780	97-292	389	102	257-5	70	133	49	1066	4.9	1.3	13.3
03-04	42-42	1343	226-510	.443	93-122	.762	38-167	205	90	127-3	40	73	15	592	4.9	2.1	14.1
Totals	385-177	10491	1732-3916	.442	817-1073	.761	420-1212	1632	489	1091-21	335	607	181	4706	4.2	1.3	12.2

Three-point field goals: 16-49 (.327) '98-99; 63-182 (.346) '99-00; 107-260 (.412) '00-01; 95-291 (.326) '01-02; 97-265 (.366) '02-03; 47-130 (.362) '03-04

PLAYOFFS

98-99	3-3	60	8-18	.444	7-12	.583	4-8	12	1	11-0	1	5	1	23	4.0	0.3	7.7
99-00	5-0	142	29-59	.492	14-17	.824	6-18	24	10	14-0	1	1	4	77	4.8	2.0	15.4
00-01	18-0	479	64-143	.448	53-65	.815	22-59	81	29	52-1	9	21	10	203	4.5	1.6	11.3
02-03	6-5	191	36-78	.462	23-32	.719	8-21	29	8	27-2	3	8	6	107	4.8	1.3	17.8
Totals	32-8	872	137-298	.460	97-126	.770	40-106	146	48	104-3	14	35	21	410	4.6	1.5	12.8

Three-point field goals: 0-2 (.000) '98-99; 5-15 (.333) '99-00; 22-51 (.431) '00-01; 12-21 (.571) '02-03; Total: 39-89 (.438).

GEORGE THOMPSON - 6-2 - 215 - Born 11/29/47 - Marquette - Drafted by Boston, Fifth Round, 1969

Season	G-GS	MIN	FGM-A	PCT	FTM-A	PCT	OFF-DEF	TOT	AST	PF-D	ST	TO	BS	TP	RPG	APG	PPG
74-75	73-54	1983	306-691	.443	168-214	.785	50-131	181	225	203-5	66	---	6	780	2.5	3.1	10.7

PAUL THOMPSON - 6-6 - 210 - Born 5/25/61 - Tulane - Drafted by Cleveland, Third Round, 1983

Season	G-GS	MIN	FGM-A	PCT	FTM-A	PCT	OFF-DEF	TOT	AST	PF-D	ST	TO	BS	TP	RPG	APG	PPG
84-85	16-0	227	41-105	.390	24-34	.706	21-21	42	20	42-0	15	15	5	106	2.6	1.7	6.6

Three-point field goals: 0-7 (.000).

PLAYOFFS

84-85	3-0	34	5-12	.417	3-5	.600	1-4	5	2	3-0	4	4	1	13	1.7	0.7	4.3
-------	-----	----	------	------	-----	------	-----	---	---	-----	---	---	---	----	-----	-----	-----

Three-point field goals: 0-2 (.000).

KEITH TOWER - 6-11 - 250 - Born 5/15/70 - Notre Dame - Not Drafted

Season	G-GS	MIN	FGM-A	PCT	FTM-A	PCT	OFF-DEF	TOT	AST	PF-D	ST	TO	BS	TP	RPG	APG	PPG
96-97	5-1	72	3-8	.375	1-8	.125	2-7	9	1	12-0	2	2	1	7	1.8	0.2	1.4

Three-point field goals: None attempted.

LINTON TOWNES - 6-6 - 195 - Born 11/30/59 - James Madison - Drafted by Portland, Second Round, 1982

Season	G-GS	MIN	FGM-A	PCT	FTM-A	PCT	OFF-DEF	TOT	AST	PF-D	ST	TO	BS	TP	RPG	APG	PPG
83-84	2-0	2	1-1	1.000	0-0	.000	0-0	0	0	1-0	0	0	0	2	0.0	0.0	1.0

Three-point field goals: None attempted.

ROBERT TRAYLOR - 6-8 - 284 - Born 2/1/77 - Michigan - Drafted by Dallas, First Round, 1998

Season	G-GS	MIN	FGM-A	PCT	FTM-A	PCT	OFF-DEF	TOT	AST	PF-D	ST	TO	BS	TP	RPG	APG	PPG
98-99	49-43	786	108-201	.537	43-80	.538	80-102	182	38	140-4	44	42	44	259	3.7	0.8	5.3
99-00	44-16	447	58-122	.475	41-68	.603	50-65	115	20	79-0	25	27	25	157	2.3	0.5	3.6
Total	93-59	1233	166-323	.514	84-148	.568	130-167	297	58	219-4	69	69	69	416	3.2	0.6	4.5

Three-point field goals: 0-1 (.000) '98-99; 0-4 (.000) '99-00; Total 0-5 (.000).

PLAYOFFS

98-99	3-1	45	7-9	.778	2-4	.500	6-6	12	2	15-1	2	4	4	16	4.0	0.7	5.3
99-00	1-0	4	0-1	.000	0-0	---	1-1	2	1	2-0	0	0	1	0	2.0	1.0	0.0
Total	4-1	12.3	7-10	.700	2-4	.500	7-7	14	3	17-1	2	4	5	16	3.5	0.8	4.0

Three-point field goals: 0-0 (.000) '98-99; 0-0 (.000); Total 0-0 (.000).

ALL-TIME ROSTER

MIRSAD TURKCAN - 6-9 - 240 - Born 6/7/76 - Turkey - Drafted by Houston, First Round, 1998

Season	G-GS	MIN	FGM-A	PCT	FTM-A	PCT	OFF-DEF	TOT	AST	PF-D	ST	TO	BS	TP	RPG	APG	PPG
99-00	10-0	65	12-28	.429	5-8	.625	11-12	23	4	10-0	1	7	1	29	2.3	0.4	2.9
Three-point field goals: 0-4 (.000).																	
PLAYOFFS																	
99-00	2-0	10	1-5	.200	2-2	1.00	0-2	2	0	1-0	0	3	0	4	1.0	0.0	2.0
Three-point field goals: 0-1 (.000).																	

ANDRE TURNER - 5-11 - 160 - Born 12/13/64 - Memphis - Drafted by LA Lakers, Third Round, 1986

Season	G-GS	MIN	FGM-A	PCT	FTM-A	PCT	OFF-DEF	TOT	AST	PF-D	ST	TO	BS	TP	RPG	APG	PPG
88-89	4-0	13	3-6	.500	0-0	.000	0-3	3	0	2-0	2	4	0	6	0.8	0.8	1.5
Three-point field goals: None attempted.																	

EKPE UDOH - 6-10 - 245 - Born 5/20/87 - Baylor - Drafted by Golden State, First Round, 2010

Season	G-GS	MIN	FGM-A	PCT	FTM-A	PCT	OFF-DEF	TOT	AST	PF-D	ST	TO	BS	TP	RPG	APG	PPG
11-12	23-5	463	45-110	.409	40-50	.800	42-65	107	26	59-0	15	18	37	130	4.7	1.1	5.7
12-13	76-9	1312	117-269	.435	89-119	.748	113-138	251	43	139-1	39	43	85	323	3.3	0.6	4.3
13-14	42-14	804	57-143	.399	30-47	.638	61-87	148	31	96-0	15	38	44	144	3.5	0.7	3.4
Total	141-28	2579	219-522	.420	159-216	.736	216-290	506	100	294-1	69	99	166	597	3.6	0.7	4.2
Three-point field goals: 0-2 (.000) '11-12; 0-1 (.000) '12-13; Total 0-3 (.000).																	

BENO UDRIH - 6-3 - 205 - Born 7/5/82 - Slovenia - Drafted by San Antonio, First Round, 2004

Season	G-GS	MIN	FGM-A	PCT	FTM-A	PCT	OFF-DEF	TOT	AST	PF-D	ST	TO	BS	TP	RPG	APG	PPG
11-12	59-0	1080	146-332	.440	39-55	.709	26-76	102	227	69-0	37	77	1	348	1.7	3.8	5.9
12-13	39-0	719	113-238	.475	24-33	.727	17-61	78	138	39-0	16	53	2	263	2.0	3.5	6.7
Total	98-0	1799	259-570	.454	63-88	.716	43-137	180	365	108-0	53	130	3	611	1.8	3.7	6.2
Three-point field goals: 17-59 (.288) '11-12; 13-49 (.265) '12-13; Total 30-108 (.278).																	

ROKO UKIC - 6-5 - 210 - Born 12/5/84 - Croatia - Drafted by Toronto, Second Round, 2005

Season	G-GS	MIN	FGM-A	PCT	FTM-A	PCT	OFF-DEF	TOT	AST	PF-D	ST	TO	BS	TP	RPG	APG	PPG
09-10	13-0	97	14-30	.467	9-11	.818	0-3	3	12	6-0	1	6	0	40	0.2	0.9	3.1
Three-point field goals: 3-12 (.250).																	

KEITH VAN HORN - 6-10 - 220 - Born 10/23/75 - Utah - Drafted by Philadelphia, First Round, 1997

Season	G-GS	MIN	FGM-A	PCT	FTM-A	PCT	OFF-DEF	TOT	AST	PF-D	ST	TO	BS	TP	RPG	APG	PPG
03-04	25-15	766	137-290	.472	86-91	.945	51-107	158	37	64-2	16	50	15	393	6.3	1.5	15.7
04-05	33-13	818	128-285	.449	56-65	.862	55-110	165	41	82-1	21	47	11	342	5.0	1.2	10.4
Total	58-28	1584	265-575	.461	142-156	.910	106-217	323	78	146-3	37	97	26	735	5.6	1.4	12.7
Three-point field goals: 33-72 (.458); '03-04; 30-78 (.385); Total 63-150 (.420).																	
PLAYOFFS																	
03-04	5-2	137	16-48	.333	4-6	.667	5-23	28	7	16-0	40	11	3	40	5.6	1.4	8.0
Three-point field goals: 4-11 (.364).																	

NORM VAN LIER - 6-1 - 180 - Born 4/1/47 - St. Francis (PA) - Drafted by Chicago, Third Round, 1969

Season	G-GS	MIN	FGM-A	PCT	FTM-A	PCT	OFF-DEF	TOT	AST	PF-D	ST	TO	BS	TP	RPG	APG	PPG
78-79	38-1	555	30-77	.390	47-52	.904	8-32	40	158	108-4	43	49	3	107	1.1	4.2	2.8

CHARLIE VILLANUEVA - 6-11 - 232 - Born 8/24/84 - Connecticut - Drafted by Toronto, First Round, 2005

Season	G-GS	MIN	FGM-A	PCT	FTM-A	PCT	OFF-DEF	TOT	AST	PF-D	ST	TO	BS	TP	RPG	APG	PPG
06-07	39-17	984	180-383	.470	73-89	.820	62-166	228	36	47-0	24	54	12	462	5.8	0.9	11.8
07-08	76-31	1829	354-814	.435	123-157	.783	145-321	466	78	174-2	30	107	35	886	6.1	1.0	11.7
08-09	78-47	2095	487-1089	.447	201-240	.838	154-366	520	137	254-5	50	138	56	1264	6.7	1.8	16.2
Total	193-95	4908	1021-2286	.447	397-486	.817	361-853	1214	251	474-7	104	298	103	2612	6.3	1.3	13.5
Three-point field goals: 29-86 (.337) '06-07; 55-185 (.297) '07-08; 89-258 (.345) '08-09; Total 173-529 (.327).																	

JAKE VOSKUHL - 6-11 - 255 - Born 11/1/77 - Connecticut - Drafted by Chicago, Second Round, 2000

Season	G-GS	MIN	FGM-A	PCT	FTM-A	PCT	OFF-DEF	TOT	AST	PF-D	ST	TO	BS	TP	RPG	APG	PPG
07-08	44-0	386	37-80	.463	24-29	.828	30-67	97	13	83-0	9	29	21	98	2.2	0.3	2.2
Three-point field goals: None attempted.																	

LLOYD WALTON - 6-0 - 160 - Born 11/23/53 - Marquette - Drafted by Milwaukee, Third Round, 1976

Season	G-GS	MIN	FGM-A	PCT	FTM-A	PCT	OFF-DEF	TOT	AST	PF-D	ST	TO	BS	TP	RPG	APG	PPG
76-77	53-0	678	88-188	.468	53-65	.815	15-36	51	141	52-0	40	---	2	229	1.0	2.7	4.3
77-78	76-0	1264	154-344	.448	54-83	.651	26-50	76	253	94-0	77	107	13	362	1.0	3.3	4.8
78-79	75-0	1381	157-327	.480	61-90	.678	34-70	104	365	103-0	72	123	9	375	1.4	4.9	5.0
79-80	76-6	1243	110-242	.455	49-71	.690	33-58	91	285	68-0	43	112	2	270	1.2	3.8	3.6
Total	280-6	4566	509-1101	.462	217-309	.702	108-214	322	1044	17-0	232	342	26	1236	1.2	3.7	4.4
Three-point field goals: 1-3 (.333) '79-80.																	
PLAYOFFS																	
77-78	9-0	124	17-35	.486	8-13	.615	1-3	4	37	8-0	8	14	3	42	0.4	4.1	4.7
79-80	1-0	4	0-1	.000	0-0	.000	0-1	1	1	0-0	0	1	1	0	1.0	1.0	0.0
Total	10-0	128	17-36	.472	8-13	.615	1-4	5	38	8-0	8	15	4	42	0.5	3.8	4.2
Three-point field goals: None attempted.																	

BOB WARLICK - 6-5 - 205 - Born 3/20/41 - Pepperdine - Drafted by San Francisco, Expansion Draft, 1968

Season	G-GS	MIN	FGM-A	PCT	FTM-A	PCT	OFF-DEF	TOT	AST	PF-D	ST	TO	BS	TP	RPG	APG	PPG
68-69	3	22	1-8	.125	4-5	.800	---	1	1	3-0	---	---	---	6	0.3	0.3	2.0

CORNELL WARNER - 6-9 - 220 - Born 8/12/48 - Jackson State - Drafted by Buffalo, Second Round, 1970

Season	G-GS	MIN	FGM-A	PCT	FTM-A	PCT	OFF-DEF	TOT	AST	PF-D	ST	TO	BS	TP	RPG	APG	PPG
73-74	67-14	1356	176-332	.512	81-110	.736	101-279	380	67	197-8	27	---	40	425	5.7	1.0	6.3
74-75	79-19	2519	248-541	.458	106-155	.684	238-574	812	127	267-8	49	---	54	602	10.3	1.6	7.6
Total	146-88	3875	424-873	.481	187-165	.706	339-853	1192	194	464-16	76	---	94	1027	8.2	1.3	7.0
PLAYOFFS																	
73-74	16	505	47-111	.423	13-19	.684	35-128	163	20	70-3	7	---	14	107	10.2	1.3	6.7

GENERAL INFO

FRONT OFFICE

PLAYERS

2013-14 SEASON

STATS & RECORDS

HISTORY

NBA

OPPONENTS

MEDIA

ALL-TIME ROSTER

BRYAN WARRICK - 6-5 - 195 - Born 7/22/59 - St. Joseph's - Drafted by Washington, Second Round, 1982

Season	G-GS	MIN	FGM-A	PCT	FTM-A	PCT	OFF-DEF	TOT	AST	PF-D	ST	TO	BS	TP	RPG	APG	PPG
85-86	5-0	27	4-10	.400	1-1	1.000	0-3	3	6	3-0	2	5	0	10	0.6	1.2	2.0

Three-point field goals: 1-2 (.500).

HAKIM WARRICK - 6-9 - 219 - Born 7/8/82 - Syracuse - Drafted by Memphis, First Round, 2005

Season	G-GS	MIN	FGM-A	PCT	FTM-A	PCT	OFF-DEF	TOT	AST	PF-D	ST	TO	BS	TP	RPG	APG	PPG
09-10	48-6	1024	182-378	.481	125-172	.727	87-125	212	35	83-0	17	57	10	490	4.4	0.7	10.2

Three-point field goals: 1-6 (.167).

RICHARD WASHINGTON - 6-11 - 225 - Born 7/15/55 - UCLA - Drafted by Kansas City, First Round, 1976

Season	G-GS	MIN	FGM-A	PCT	FTM-A	PCT	OFF-DEF	TOT	AST	PF-D	ST	TO	BS	TP	RPG	APG	PPG
79-80	75-5	1092	197-421	.468	46-76	.605	95-181	276	55	166-2	26	63	48	440	3.7	0.7	5.9

Three-point field goals: None attempted.

PLAYOFFS

79-80	7-0	112	25-47	.532	1-4	.250	7-13	20	3	22-0	4	8	6	51	2.9	0.4	7.3
-------	-----	-----	-------	------	-----	------	------	----	---	------	---	---	---	----	-----	-----	-----

Three-point field goals: None attempted.

JEFF WEBB - 6-4 - 170 - Born 7/6/48 - Kansas State - Not Drafted

Season	G-GS	MIN	FGM-A	PCT	FTM-A	PCT	OFF-DEF	TOT	AST	PF-D	ST	TO	BS	TP	RPG	APG	PPG
70-71	29-0	300	27-78	.346	11-15	.733	---	24	19	33-0	---	---	---	65	0.8	0.7	2.2
71-72	19-0	109	9-35	.257	11-13	.846	---	18	7	8-0	---	---	---	29	0.9	0.4	1.5
Total	48	409	36-113	.319	22-28	.786	---	42	26	41-0	---	---	---	94	0.9	0.5	2.0

PLAYOFFS

70-71	9	23	4-7	.571	3-3	1.000	---	1	2	2-0	---	---	---	11	0.1	0.2	1.2
-------	---	----	-----	------	-----	-------	-----	---	---	-----	-----	-----	-----	----	-----	-----	-----

MARVIN WEBSTER - 7-1 - 240 - Born 4/13/52 - Morgan State - Drafted by Atlanta, First Round, 1975

Season	G-GS	MIN	FGM-A	PCT	FTM-A	PCT	OFF-DEF	TOT	AST	PF-D	ST	TO	BS	TP	RPG	APG	PPG
86-87	15-0	102	10-19	.526	6-8	.750	12-14	26	3	17-0	3	8	7	27	1.7	0.2	1.8

Three-point field goals: 1-1 (1.000).

BOB WEISS - 6-3 - 185 - Born 5/7/42 - Penn State - Drafted by Philadelphia, Third Round, 1965

Season	G-GS	MIN	FGM-A	PCT	FTM-A	PCT	OFF-DEF	TOT	AST	PF-D	ST	TO	BS	TP	RPG	APG	PPG
68-69	15	242	36-114	.316	27-34	.794	---	27	27	24-1	---	---	---	99	1.8	1.8	6.6

JIRI WELSCH - 6-7 - 208 - Born 1/27/80 - Czech Republic - Drafted by Philadelphia, First Round, 2002

Season	G-GS	MIN	FGM-A	PCT	FTM-A	PCT	OFF-DEF	TOT	AST	PF-D	ST	TO	BS	TP	RPG	APG	PPG
05-06	58-2	866	86-222	.387	65-87	.747	22-89	111	62	65-0	34	41	1	251	1.9	1.1	4.3

Three-point field goals: 14-49 (.286).

PLAYOFFS

05-06	4-0	15	2-4	.500	3-4	.750	0-3	3	2	1-0	1	0	0	7	0.8	0.5	1.8
-------	-----	----	-----	------	-----	------	-----	---	---	-----	---	---	---	---	-----	-----	-----

Three-point field goals: None attempted.

WALT WESLEY - 6-11 - 230 - Born 1/25/45 - Kansas - Drafted by Cincinnati, First Round, 1966

Season	G-GS	MIN	FGM-A	PCT	FTM-A	PCT	OFF-DEF	TOT	AST	PF-D	ST	TO	BS	TP	RPG	APG	PPG
74-75	41-1	214	37-84	.440	14-23	.609	14-41	55	11	43-0	7	---	5	88	1.3	0.3	2.1

MARK WEST - 6-10 - 230 - Born 11/5/60 - Old Dominion - Drafted by Dallas, Second Round, 1983

Season	G-GS	MIN	FGM-A	PCT	FTM-A	PCT	OFF-DEF	TOT	AST	PF-D	ST	TO	BS	TP	RPG	APG	PPG
84-85	1-0	6	0-1	.000	2-2	1.000	1-0	1	0	4-0	0	2	1	2	1.0	0.0	2.0

Three-point field goals: 0-1 (.000).

RORY WHITE - 6-7 - 212 - Born 8/16/59 - South Alabama - Drafted by Phoenix, Fourth Round, 1982

Season	G-GS	MIN	FGM-A	PCT	FTM-A	PCT	OFF-DEF	TOT	AST	PF-D	ST	TO	BS	TP	RPG	APG	PPG
83-84	8-0	45	7-17	.412	2-5	.400	5-3	8	1	3-0	2	5	1	16	1.0	0.1	2.0

Three-point field goals: None attempted.

AARON WILLIAMS - 6-7 - 218 - Born 10/2/71 - Xavier - Not Drafted

Season	G-GS	MIN	FGM-A	PCT	FTM-A	PCT	OFF-DEF	TOT	AST	PF-D	ST	TO	BS	TP	RPG	APG	PPG
94-95	15-0	72	8-24	.333	8-12	.667	5-14	19	0	14-0	2	7	6	24	1.3	0.0	1.6

Three-point field goals: 0-1 (.000).

MO WILLIAMS - 6-11 - 185 - Born 12/19/82 - Alabama - Drafted by Utah, Second Round, 2003

Season	G-GS	MIN	FGM-A	PCT	FTM-A	PCT	OFF-DEF	TOT	AST	PF-D	ST	TO	BS	TP	RPG	APG	PPG
04-05	80-80	2254	323-737	.438	136-160	.850	50-194	244	484	221-3	74	196	11	814	3.1	6.1	10.2
05-06	58-12	1531	267-629	.424	96-113	.850	30-113	143	230	146-0	52	105	7	703	2.5	4.0	12.1
06-07	68-68	2472	468-1049	.446	159-186	.855	54-275	329	416	201-1	85	202	6	1174	4.8	6.1	17.3
07-08	66-66	2410	441-919	.480	166-194	.856	37-193	230	419	188-2	78	182	10	1137	3.5	6.3	17.2
Total	272-226	8667	1499-3334	.450	557-653	.853	171-775	946	1549	756-6	289	685	34	3828	3.5	5.7	14.1

Three-point field goals: 32-99 (.323) '04-05; 73-191 (.382) '05-06; 79-228 (.346) '06-07; 89-231 (.385) '07-08; Total 273-749 (.365).

PLAYOFFS

05-06	5-0	75	17-34	.500	0-0	.000	0-3	3	10	12-0	1	6	0	36	0.6	2.0	7.2
-------	-----	----	-------	------	-----	------	-----	---	----	------	---	---	---	----	-----	-----	-----

Three-point field goals: 2-11 (.182).

RON WILLIAMS - 6-3 - 190 - Born 9/24/44 - West Virginia - Drafted by San Francisco, First Round, 1968

Season	G-GS	MIN	FGM-A	PCT	FTM-A	PCT	OFF-DEF	TOT	AST	PF-D	ST	TO	BS	TP	RPG	APG	PPG
73-74	71-13	1130	192-393	.489	60-68	.882	19-50	69	153	114-1	49	---	2	444	1.0	2.2	6.3
74-75	46-2	526	62-165	.376	24-29	.828	10-33	43	71	70-2	23	---	2	148	0.9	1.5	3.2
Total	117-15	1656	254-558	.455	84-97	.866	29-83	112	224	184-3	72	---	4	592	1.0	1.9	5.1

PLAYOFFS

73-74	15	354	57-122	.467	16-20	.800	6-21	27	47	40-1	9	---	3	130	1.8	3.1	8.7
-------	----	-----	--------	------	-------	------	------	----	----	------	---	-----	---	-----	-----	-----	-----

ALL-TIME ROSTER

SAM WILLIAMS - 6-3 - 190 - Born 1/22/45 - Iowa - Drafted by Milwaukee, Third Round, 1968

Season	G-GS	MIN	FGM-A	PCT	FTM-A	PCT	OFF-DEF	TOT	AST	PF-D	ST	TO	BS	TP	RPG	APG	PPG
68-69	55	628	78-228	.342	72-134	.537	---	109	61	106-1	---	---	---	228	2.0	1.1	4.1
69-70	11	44	11-24	.454	5-11	.455	---	7	3	5-0	---	---	---	27	0.6	0.3	2.5
Total	66	672	89-252	.353	77-145	.531	---	116	64	111-1	---	---	---	255	1.8	1.0	3.9

PLAYOFFS																	
69-70	2	16	4-7	.571	0-2	.000	---	4	1	5-0	---	---	---	8	2.0	0.5	4.0

SCOTT WILLIAMS - 6-10 - 245 - Born 3/21/68 - North Carolina - Not Drafted

Season	G-GS	MIN	FGM-A	PCT	FTM-A	PCT	OFF-DEF	TOT	AST	PF-D	ST	TO	BS	TP	RPG	APG	PPG
98-99	5-0	29	5-15	.333	4-7	.571	2-10	12	0	5-0	1	2	1	14	2.4	0.0	2.8
99-00	68-46	1488	213-426	.500	94-129	.729	177-271	448	28	230-3	40	65	66	520	6.6	0.4	7.6
00-01	66-31	1272	171-361	.474	60-70	.857	97-267	364	35	178-1	48	41	32	403	5.5	0.5	6.1
Total	139-77	2789	389-802	.485	158-206	.767	276-548	824	63	413-4	89	108	99	937	5.9	0.5	6.7

Three-point field goals: 1-4 (.250) '00-01.

PLAYOFFS																	
99-00	5-0	93	23-36	.639	5-6	.833	9-19	28	2	16-0	2	4	5	51	5.6	0.4	10.2
00-01	17-17	378	59-120	.492	16-28	.571	45-77	122	12	57-1	11	12	24	134	7.2	0.7	7.9
Total	22-17	471	82-156	.526	21-34	.618	54-96	150	14	73-1	13	16	29	185	6.8	0.6	8.4

Three-point field goals: None attempted.

MARVIN WINKLER - 6-1 - 164 - Born 2/18/48 - Southwestern Louisiana - Drafted by Milwaukee, Third Round, 1970

Season	G-GS	MIN	FGM-A	PCT	FTM-A	PCT	OFF-DEF	TOT	AST	PF-D	ST	TO	BS	TP	RPG	APG	PPG
70-71	3	14	3-10	.300	2-2	1.000	---	4	27	3-0	---	---	---	8	1.3	9.0	2.7

PLAYOFFS																	
70-71	5	8	0-4	.000	0-0	.000	---	0	1	3-0	---	---	---	0	0.0	0.2	0.0

RIKIE WINSLOW - 6-8 - 223 - Born 7/26/64 - Houston - Drafted by Chicago, Second Round, 1987

Season	G-GS	MIN	FGM-A	PCT	FTM-A	PCT	OFF-DEF	TOT	AST	PF-D	ST	TO	BS	TP	RPG	APG	PPG
87-88	7-0	45	3-13	.231	1-2	.500	3-4	7	2	9-0	1	4	0	7	1.0	0.3	1.0

Three-point field goals: 1-0 (.000).

BRIAN WINTERS - 6-4 - 185 - Born 3/1/52 - South Carolina - Drafted by LA Lakers, First Round, 1974

Season	G-GS	MIN	FGM-A	PCT	FTM-A	PCT	OFF-DEF	TOT	AST	PF-D	ST	TO	BS	TP	RPG	APG	PPG
75-76	78-77	2795	618-1333	.464	180-217	.829	66-183	249	366	240-0	124	---	25	1416	3.2	4.7	18.3
76-77	78-76	2717	652-1308	.498	205-242	.847	64-167	231	337	228-1	114	---	29	1509	3.0	4.3	19.3
77-78	80-79	2751	674-1457	.463	246-293	.840	87-163	250	393	239-4	124	236	27	1594	3.1	4.9	19.9
78-79	79-77	2575	662-1343	.493	237-277	.856	48-129	177	383	243-1	83	257	40	1561	2.2	4.8	19.8
79-80	80-77	2623	535-1116	.479	184-214	.860	48-175	223	362	208-0	101	186	28	1292	2.8	4.5	16.2
80-81	69-25	1771	331-697	.475	119-137	.869	32-108	140	229	185-2	70	136	10	799	2.0	3.3	11.6
81-82	61-13	1829	404-806	.501	123-156	.788	51-119	170	253	187-1	57	118	9	967	2.8	4.1	15.9
82-83	57-12	1361	255-587	.434	73-85	.859	35-75	110	156	132-2	45	81	4	605	1.9	2.7	10.6
Total	582-456	18422	4131-8647	.478	1367-1621	.843	431-1119	1550	2479	1662-11	718	1014	172	9743	2.7	4.3	16.7

Three-point field goals: 38-102 (.373) '79-80; 18-51 (.353) '80-81; 36-93 (.387) '81-82; 22-68 (.324) '82-83; Total 114-314 (.363).

PLAYOFFS																	
75-76	3-3	126	39-61	.639	6-7	.857	3-4	2.3	15	11-1	5	---	2	84	2.3	5.0	28.0
77-78	9-9	305	82-165	.497	20-27	.741	4-26	3.3	58	20-0	12	29	8	184	3.3	6.4	20.4
79-80	7-7	268	46-100	.460	4-17	.300	4-17	3.0	37	25-1	11	16	0	111	3.0	5.3	15.9
80-81	7-0	181	28-61	.459	12-16	.750	4-19	3.3	22	22-1	10	12	1	70	3.3	3.1	10.0
81-82	6-6	232	38-77	.494	20-24	.833	4-11	2.5	28	23-0	8	22	1	101	2.5	4.7	16.8
82-83	9-3	240	36-84	.429	14-17	.824	7-15	2.4	32	22-0	6	17	4	89	2.4	3.6	9.9
Total	41-28	135	2269-548	.491	82-101	.812	26-92	118	192	123-3	52	96	16	639	2.9	4.7	15.6

Three-point field goals: 9-21 (.429) '79-80; 2-6 (.333) '80-81; 5-10 (.500) '81-82; 3-11 (.273) '82-83; Total 19-48 (.396).

ALL-STAR																	
75-76	1-1	16	1-5	.200	0-0	.000	0-2	2	1	2-0	1	---	0	2	2.0	1.0	2.0
77-78	1-0	14	4-7	.571	0-0	.000	2-2	4	1	2-0	0	3	0	8	4.0	1.0	8.0
Total	2-1	30	5-12	.417	0-0	.000	2-4	6	2	4-0	1	3	0	10	3.0	1.0	5.0

JOE WOLF - 6-11 - 255 - Born 12/17/64 - North Carolina - Drafted by LA Clippers, First Round, 1987

Season	G-GS	MIN	FGM-A	PCT	FTM-A	PCT	OFF-DEF	TOT	AST	PF-D	ST	TO	BS	TP	RPG	APG	PPG
96-97	56-7	525	40-89	.449	14-19	.737	32-80	112	20	105-0	14	14	11	95	2.0	0.4	1.7

Three-point field goals: 1-7 (.143).

DAVID WOOD - 6-9 - 230 - Born 11/30/64 - Nevada-Reno - Not Drafted

Season	G-GS	MIN	FGM-A	PCT	FTM-A	PCT	OFF-DEF	TOT	AST	PF-D	ST	TO	BS	TP	RPG	APG	PPG
96-97	46-0	240	20-38	.526	12-18	.667	5-22	27	13	36-0	7	6	6	57	0.6	0.3	1.2

Three-point field goals: 5-15 (.333).

ORLANDO WOOLRIDGE - 6-9 - 215 - Born 12/16/59 - Notre Dame - Drafted by Chicago, First Round, 1981

Season	G-GS	MIN	FGM-A	PCT	FTM-A	PCT	OFF-DEF	TOT	AST	PF-D	ST	TO	BS	TP	RPG	APG	PPG
92-93	8-0	78	18-33	.545	7-9	.778	3-6	9	3	8-0	1	6	2	43	1.1	0.4	5.4

Three-point field goals: None attempted.

HAYWODEE WORKMAN - 6-3 - 200 - Born 1/23/66 - Oral Roberts - Drafted by Atlanta, Second Round, 1989

Season	G-GS	MIN	FGM-A	PCT	FTM-A	PCT	OFF-DEF	TOT	AST	PF-D	ST	TO	BS	TP	RPG	APG	PPG
98-99	29-29	815	73-170	.429	37-47	.787	14-88	102	172	53-0	32	63	1	200	3.5	5.9	6.9
99-00	23-1	248	23-62	.371	9-13	.692	1-16	17	44	23-0	11	14	0	66	0.7	1.9	2.9
Total	52-30	1063	96-232	.414	46-60	.767	15-104	119	216	76-0	43	77	1	266	2.3	4.2	5.1

Three-point field goals: 17-47 (.362) '98-99; 11-29 (.379) '99-00; Total 28-76 (.368).

PLAYOFFS																	
98-99	3-0	53	4-11	.364	5-6	.833	1-2	3	7	7-0	3	7	0	13	1.0	2.3	4.3

Three-point field goals: 0-3 (.000).

GENERAL
INFO

FRONT
OFFICE

PLAYERS

2013-14
SEASON

STATS &
RECORDS

HISTORY

NBA

OPPONENTS

MEDIA

ALL-TIME ROSTER

CHRIS WRIGHT - 6-8 - 226 - Born 9/30/88 - Dayton - Not Drafted

Season	G-GS	MIN	FGM-A	PCT	FTM-A	PCT	OFF-DEF	TOT	AST	PF-D	ST	TO	BS	TP	RPG	APG	PPG
13-14	8-0	126	21-35	.600	6-15	.400	10-10	20	5	17-0	7	5	5	48	2.5	0.6	6.0

Three-point field goals: 0-1 (.000).

YI JIANLIAN - 7-0 - 238 - Born 10/27/87 - China - Drafted by Milwaukee, First Round, 2007

Season	G-GS	MIN	FGM-A	PCT	FTM-A	PCT	OFF-DEF	TOT	AST	PF-D	ST	TO	BS	TP	RPG	APG	PPG
07-08	66-49	1647	219-520	.421	122-145	.841	106-238	344	55	153-1	36	90	56	566	5.2	0.8	8.6

Three-point field goals: 6-21 (.286).

DANNY YOUNG - 6-4 - 175 - Born 7/26/62 - Wake Forest - Drafted by Seattle, Second Round, 1984

Season	G-GS	MIN	FGM-A	PCT	FTM-A	PCT	OFF-DEF	TOT	AST	PF-D	ST	TO	BS	TP	RPG	APG	PPG
94-95	7-0	77	9-17	.529	1-1	1.000	1-4	5	12	8-0	4	4	0	24	0.7	1.7	3.4

Three-point field goals: 5-12 (.417).

BILL ZOPF - 6-1 - 170 - Born 6/7/48 - Duquesne - Drafted by Milwaukee, Second Round, 1970

Season	G-GS	MIN	FGM-A	PCT	FTM-A	PCT	OFF-DEF	TOT	AST	PF-D	ST	TO	BS	TP	RPG	APG	PPG
70-71	53-0	398	49-135	.363	20-36	.556	----	46	73	34-0	----	----	----	118	0.9	1.4	2.2

Players in **BOLD** have appeared in games with the Bucks.

1968 EXPANSION DRAFT

Team	Player
Baltimore	John Egan
Boston	Wayne Embry
	Johnny Jones
	Tom Thacker
Cincinnati	Gran Gray, Bob Love , Guy Rodgers
Detroit	Len Chappell , George Patterson
Philadelphia	Larry Costello, Jim Reid
St. Louis	Jay Miller
San Diego	Dave Gambee , Jon McGlocklin
San Francisco	Fred Hetzel , Bob Warlick
Seattle	Bud Olsen, Bob Weiss

1968

Rd.	Pick	Player	From
1	7	Charlie Paulk	Northeastern St.
2	22	Eugene Moore	St. Louis
3	35	Sam Williams	Iowa
4	50	Greg Smith	W. Kentucky
5	63	Joe Franklin	Wisconsin
6	78	Fred Smith	Hawaii
7	91	Tom Kondla	Minnesota
8	106	Elbert Miller	Nevada So.
9	119	Cliff Berger	Kentucky
10	134	Gene Jones	Missouri
11	146	Brad Luchini	Marquette
12	159	Dave Miller	Florida

1969

Rd.	Pick	Player	From
1	1	Kareem Abdul-Jabbar	UCLA
2	17	Bob Greacen	Rutgers
3	31	Harley Swift	East Tennessee
4	45	Bob Dandridge	Norfolk St.
5	59	Ken Heitz	UCLA
6	73	John Arthurs	Tulane
7	87	Bill Keller	Purdue
8	101	John Schell	Wisconsin
9	115	Jim Satalin	St. Bonaventure
10	129	Willie Brown	Middle Tennessee
11	143	Bob Presley	California
12	157	Jack Lutz	Carthage
13	170	Lee Osgood	Northeastern
14	181	Waymon Stewart	Lakeland
15	190	Stan Wlodarczyk	LaSalle
16	196	Bill Voigt	SMU
17	202	Lynn Phillips	SMU
18	208	Ken Hall	Westminster

1970

Rd.	Pick	Player	From	GENERAL INFO
1	16	Gary Freeman	Oregon State	
2	33	Bit Zopf	Duquesne	
3	50	Marvin Winkler	So. Western LA	
4	67	Virgle Frederick	Drury (MO)	
5	84	Mike Grosso	Louisville	
6	101	Wilile Watson	Oklahoma City	
7	118	John Rinka	Kenyon	
8	135	Jim Samo	Northwestern	
9	152	Joe Hamilton	North Texas St.	
10	169	Bob Seemer	Georgia Tech.	

1971

Rd.	Pick	Player	From	PLAYERS
1	17	Collis Jones	Notre Dame	
3	51	Gary Brell	Marquette	
4	68	Henry Smith	Missouri	
5	85	Barry Nelson	Duquesne	
6	102	Ed Kemp	Adams State	
7	119	Gene Phillips	SMU	
8	136	Felix Thurston	Trinity	
9	152	Rick Howat	Illinois	
10	168	Dan Fife	Michigan	
11	182	Blaine Henry	Marshall	
12	195	Gene Mumford	Scranton	
13	207	Pierce Russell	Kansas	
14	216	George Jackson	Dayton	
15	224	Lloyd King	Virginia Tech	

1972

Rd.	Pick	Player	From	STATS & RECORDS
1	6	Russell Lee	Marshall	
1	12	Julius Erving	Massachusetts	
2	29	Chuck Terry	Long Beach St.	
3	46	George Adams	Gardner-Webb	
4	63	Art White	Georgetown	
5	79	Ron Harris	Wichita State	
7	113	Mickey Davis	Duquesne	
8	129	Charles Kirkland	Cheney St.	
9	143	Jim Regenold	Ball State	
10	156	Jolly Spright	Santa Clara	

1973

Rd.	Pick	Player	From	NBA
1	16	Swen Nater	UCLA	
4	59	Clyde Turner	Minnesota	
4	67	Harry Rogers	St. Louis	
5	85	Larry Jackson	Northern Illinois	
6	101	Jim Floyd	Shaw College	
7	119	Ed Childress	Austin Peay	
8	135	Walt McGary	TN-Chattanooga	
9	150	Bob Vacca	Quinnipiac	
10	164	Ron Battle	Sam Houston St.	

DRAFT HISTORY

1974

Rd.	Pick	Player	From
1	18	Gary Brokaw	Notre Dame
3	54	Greg McDougald	Oral Roberts
4	72	Lionel Bilingy	Duquesne
5	90	John Johnson	Denver
6	108	Larry Williams	Kansas State
7	126	Bob Hornstein	West Virginia
8	144	Ralph Talamar	Cameron
9	161	Mike Deane	Potsdam State
10	178	Bruce Fetherston	SW Texas St.

1975

Rd.	Pick	Player	From
2	22	Clyde Mayes	Furman
2	24	Cornelius Cash	Bowling Green
3	43	Brian Hammel	Bentley
4	60	Bill Campion	Manhattan
6	96	Oliver Purnell	Old Dominion
7	115	Wilbur Thomas	American
8	132	Bob McCurdy	Richmond
9	150	Eric Hays	Montana
10	165	Romie Thomas	WI-Eau Claire

1976

Rd.	Pick	Player	From
1	7	Quinn Buckner	Indiana
2	23	Alex English	South Carolina
2	24	Scott Lloyd	Arizona
3	40	Lloyd Walton	Marquette
4	59	Dan Frost	Iowa
5	75	Tom Lockhart	Manhattan
5	77	Jim Rappis	Arizona
6	92	Phil Spence	N. Carolina St.
7	112	Ron Barrow	Southern Univ.
8	129	Bob Warner	Maine
9	146	Bennie Shaw	Florida Tech
10	166	Hugo Cabrera	East Texas St.

1977

Rd.	Pick	Player	From
1	1	Kent Benson	Indiana
1	3	Marques Johnson	UCLA
1	11	Ernie Grunfeld	Tennessee
2	27	Glen Williams	St. John's (NY)
3	47	Gary Yoder	Cincinnati
4	69	Lewis Brown	Nevada-Las Vegas
5	91	Ron Norwood	DePaul
6	113	Chuck Goodyear	Miami (OH)
7	134	Ron Bostic	Detroit
8	154	Larry Pikes	WI-Milwaukee

1978

Rd.	Pick	Player	From
1	12	George Johnson	St. John's (NY)
3	59	Pat Cummings	Cincinnati
4	80	Otis Howard	Austin Peay
5	103	Russ Coleman	U. of the Pacific
6	124	Dave Kyle	Cleveland State
7	146	Kim Anderson	Missouri
8	164	Tom Zaliageris	North Carolina
9	182	Gary Rosenberger	Marquette
10	196	Tom Anderson	WI-Green Bay

1979

Rd.	Pick	Player	From
1	5	Sidney Moncrief	Arkansas
2	31	Edgar Jones	Nevada
3	52	Larry Gibson	Maryland
4	69	Eugene Robinson	NE Louisiana
5	97	James Tillman	Eastern KY
6	116	Derrick Mayes	Illinois
7	138	Stan Ray	Cal-Fullerton
8	156	Larry Spicer	AL-Birmingham
9	174	Roger Lapham	Maine
10	193	Chris Fahrback	North Dakota

1980

Rd.	Pick	Player	From
3	63	Al Beal	Oklahoma
4	86	Jeff Wolf	North Carolina
5	109	Ken Jones	VA Commonwealth
6	132	Alex Gilbert	Indiana State
7	155	Ron White	Furman
8	174	Keith Valentine	Virginia Union
9	194	Del Yarbrough	Illinois St.
10	210	Melvin Crayton	Alabama State

1981

Rd.	Pick	Player	From
1	21	Alton Lister	Arizona State
3	67	Mark Smith	Illinois
4	90	Kris Anderson	Florida State
5	113	Kelvin Troy	Rutgers
6	136	Jo Jo Hunter	Colorado
7	159	Lewis Latimore	Virginia
8	181	Mike Brkovich	Michigan State
9	202	Chip Rucker	Northeastern
10	221	Artie Green	Marquette

1982

Rd.	Pick	Player	From
1	20	Paul Pressey	Tulsa
2	27	Fred Roberts	Brigham Young
4	89	Jerry Beck	Middle TN State
6	135	Tony Carr	WI-Eau Claire
7	158	Bobby Austin	Cincinnati
8	181	Bryan Leonard	Illinois
9	202	Robert Tate	Idaho State
10	223	Bob Coenan	WI-Eau Claire

1983

Rd.	Pick	Player	From
1	18	Randy Breuer	Minnesota
2	41	Ted Kitchel	Indiana
2	42	Mike Davis	Alabama
3	65	Billy Goodwin	St. John's (NY)
4	88	Mark Nickens	American
5	111	Mark Petteway	New Orleans
6	120	Russel Todd	West Virginia
6	134	Charles Hurt	Kentucky
7	157	Anthony Kicks	Xavier (OH)
8	180	Brett Burkholder	DePaul
9	202	Billy Varner	Notre Dame
10	223	Bob Kelly	St. John's (NY)

1984				1993				GENERAL INFO
Rd.	Pick	Player	From	Rd.	Pick	Player	From	
1	21	Kenny Fields	UCLA	1	8	Vin Baker	Hartford	FRONT OFFICE
3	67	Vernon Delancy	Florida					
5	113	Ernie Floyd	Holy Cross					PLAYERS
6	120	McKinley Singleton	AL-Birmingham					
6	136	Mike Reddick	Stetson					2013-14 SEASON
7	159	Tony Williams	Florida State					
8	182	Brad Jergenson	South Carolina					STATS & RECORDS
9	204	Edwin Green	Massachusetts					
10	226	Mike Toomer	Florida A&M					HISTORY
1985				1994				MEDIA
Rd.	Pick	Player	From	Rd.	Pick	Player	From	
1	22	Jerry Reynolds	Louisiana State					OPPONENTS
3	68	Eugene McDowell	Florida					
4	91	Cozell McQueen	NC State					2004
5	114	Ray Knight	Providence					
6	137	Quintin Anderson	Texas Tech					NO PICKS
7	160	Mario Elie	American International					
1986				1995				
Rd.	Pick	Player	From	Rd.	Pick	Player	From	
1	22	Scott Skiles	Michigan State	1	11	Gary Trent	Ohio	
2	45	Keith Smith	Loyola Marymount	2	38	Rashard Griffith	Wisconsin	
3	68	Baskerville Holmes	Memphis State	2	43	Eric Snow	Michigan State	
5	114	Bobby Deaton	Southwestern (TX)					
6	137	John Kimbrell	David Lipscomb					
7	160	Jeff Strong	Missouri					
1987				1996				
Rd.	Pick	Player	From	Rd.	Pick	Player	From	
2	32	Bob McCann	Morehead State	1	4	Stephon Marbury	Georgia Tech	
2	40	Winston Garland	SW Missouri St.	2	33	Moochie Norris	West Florida	
3	64	J.J. Weber	Wisconsin	2	53	Jeff Nordgaard	WI-Green Bay	
4	87	Darryl Bedford	Austin Peay					
5	110	Brian Vaughns	CA-Santa Barbara					
6	133	Gary Elmore	Virginia Military					
1988				1997				
Rd.	Pick	Player	From	Rd.	Pick	Player	From	
1	13	Jeff Gray	Iowa State	1	10	Danny Fortson	Cincinnati	
2	39	Tito Horford	Miami (FL)	2	39	Jerald Honeycutt	Tulane	
3	63	Mike Jones	Auburn					
1989				1998				
Rd.	Pick	Player	From	Rd.	Pick	Player	From	
2	30	Frank Kornet	Vanderbilt	1	9	Dirk Nowitzki	Germany	
				1	19	Pat Garrity	Notre Dame	
				2	39	Rafer Alston	Fresno State	
1990				1999				
Rd.	Pick	Player	From	Rd.	Pick	Player	From	
1	16	Terry Mills	Michigan	2	48	Galen Young	UNC-Charlotte	
2	44	Steve Henson	Kansas State					
1991				2000				
Rd.	Pick	Player	From	Rd.	Pick	Player	From	
1	18	Kevin Brooks	SW Louisiana	1	15	Jason Collier	Georgia Tech	
2	45	Bobby Phills	Southern (LA)	2	43	Michael Redd	Ohio State	
				2	49	Jason Hart	Syracuse	
1992				2001				
Rd.	Pick	Player	From	Rd.	Pick	Player	From	
1	8	Todd Day	Arkansas	2	52	Andre Hutson	Michigan State	
1	23	Lee Mayberry	Arkansas					

DRAFT HISTORY

2005

<u>Rd.</u>	<u>Pick</u>	<u>Player</u>	<u>From</u>
1	1	Andrew Bogut	Utah
2	36	Ersan Ilyasova	Turkey

2006

<u>Rd.</u>	<u>Pick</u>	<u>Player</u>	<u>From</u>
2	39	David Noel	North Carolina

2007

<u>Rd.</u>	<u>Pick</u>	<u>Player</u>	<u>From</u>
1	6	Yi Jianlian	China
2	56	Ramon Sessions	Nevada

2008

<u>Rd.</u>	<u>Pick</u>	<u>Player</u>	<u>From</u>
1	8	Joe Alexander	West Virginia
2	37	Luc Richard Mbah a Moute	UCLA

2009

<u>Rd.</u>	<u>Pick</u>	<u>Player</u>	<u>From</u>
1	10	Brandon Jennings	L.V. Roma (Italy)
2	41	Jodie Meeks	Kentucky

2010

<u>Rd.</u>	<u>Pick</u>	<u>Player</u>	<u>From</u>
1	15	Larry Sanders	VA Commonwealth
2	37	Darlington Hobson	New Mexico
2	44	Jerome Jordan	Tulsa
2	47	Tiny Gallon	Oklahoma

2011

<u>Rd.</u>	<u>Pick</u>	<u>Player</u>	<u>From</u>
1	10	Jimmer Fredette	BYU
2	40	Jon Leuer	Wisconsin

2012

<u>Rd.</u>	<u>Pick</u>	<u>Player</u>	<u>From</u>
1	14	John Henson	North Carolina
2	42	Doron Lamb	Kentucky

2013

<u>Rd.</u>	<u>Pick</u>	<u>Player</u>	<u>From</u>
1	15	Giannis Antetokounmpo	Greece
2	43	Ricky Ledo	Providence

2014

<u>Rd.</u>	<u>Pick</u>	<u>Player</u>	<u>From</u>
1	2	Jabari Parker	Duke
2	31	Damien Inglis	French Guiana
2	36	Johnny O'Bryant	Louisiana State
2	48	Lamar Patterson	Pittsburgh

Note:

This is not a comprehensive list of all transactions in team history.

1968

Nov. 23: Bob Love and Bob Weiss traded to Chicago for Flynn Robinson.

1970

April 21: Flynn Robinson and Charlie Paulk traded to Cincinnati for Oscar Robertson.

Sept. 15: Don Smith traded to Seattle for Bob Boozer and Lucius Allen.

1971

Dec 9: Greg Smith and third round 1973 draft pick traded to Houston Rockets for Curtis Perry and Rockets' first round 1972 draft pick.

1972

March 6: Announced that Wayne Embry had been hired as the team's new general manager, making him the first African-American GM in NBA history.

1974

Nov. 9: Guard Lucius Allen traded to Los Angeles Lakers for Jim Price.

1975

June 5: Compensated \$150,000 and two Atlanta 1976 second round draft picks by Atlanta for Atlanta's illegal signing of Bucks number one draft pick, Julius Erving, in 1972. NBA Commissioner Lawrence O'Brien levied the fine and awarded picks to the Bucks. Bucks retain all future rights to Erving. Hawks were also fined \$250,000, payable to the NBA.

June 16: Traded Kareem Abdul-Jabbar and Walt Wesley to Los Angeles Lakers for Elmore Smith, Brian Winters, David Meyers, Junior Bridgeman, and future considerations.

1976

Sept. 9: Don Nelson named assistant coach.

Nov. 4: James F. Fitzgerald elected president of Milwaukee Professional Sports and Services.

Nov. 22: Don Nelson named head coach and director of player personnel.

1977

Jan. 14: Traded Elmore Smith and Gary Brokaw to Cleveland for Rowland Garrett and 1977 and 1978 first round picks.

Feb. 13: Milwaukee hosted NBA All-Star Game.

June 7: Swen Nater traded to Buffalo for third pick in the first round of the 1977 draft.

June 20: John Killilea named assistant coach and assistant director of player personnel.

Aug. 16: Bob Dandridge signed by Washington as a free agent. Bucks compensated with cash, sum unannounced.

1978

July 14: Brian Winters signed a five-year agreement.

1980

Feb. 4: Bob Lanier acquired from Detroit for Kent Benson and the Bucks first round draft choice in 1980.

Sept. 11: Mickey Johnson acquired from Indiana for George Johnson and the Bucks second round draft choice in 1982.

1981

Aug. 20: Alton Lister signed to a six-year contract.

1982

June 29: Pat Cummings traded to Dallas for Mavericks second round (27th overall) 1982 draft selection.

Sept. 10: Dave Cowens acquired from Boston for Quinn Buckner.

Nov. 10: Mickey Johnson and negotiating rights to Fred Roberts (Bucks 1982 second round draft pick who was playing in Europe) traded to New Jersey for Phil Ford and best of New Jersey's three 1983 second round draft picks (their own, Los Angeles Lakers', or Phoenix's).

1983

June 24: Mike Schuler signed three-year pact as assistant coach.

Aug. 1: Nate Archibald claimed on waivers from Boston.

Aug. 18: Dave Cowens released from final year of contract.

1984

June 21: Don Nelson announced decision to continue as head coach and director of player personnel.

Sept. 25: Mike Dunleavy signed to a two-year contract. Bucks obtained Terry Cummings, Craig Hodges and Ricky Pierce from the Los Angeles Clippers in exchange for Marques Johnson, Junior Bridgeman, Harvey Catchings and an undisclosed amount of cash.

1985

March 1: Herb Kohl purchased the Milwaukee Bucks from Jim Fitzgerald.

1986

June 2: Del Harris, who earlier in the season resigned as a scout of the club, rejoined the Bucks as an assistant coach.

June 14: Rick Majerus joined the Bucks as an assistant coach.

July 1: Jack Sikma and two second round draft picks obtained from Seattle for Alton Lister and two first round draft picks. The draft picks were in 1987 and 1989.

1987

April 1: Rick Majerus resigned as assistant coach to

GENERAL
INFO

FRONT
OFFICE

PLAYERS

2013-14
SEASON

STATS &
RECORDS

HISTORY

NBA

OPPONENTS

MEDIA

SIGNIFICANT TRANSACTIONS

become head coach at Ball State University. Les Habegger was named to replace Majerus for remainder of the season.

- May 27: Don Nelson resigned as vice president of basketball operations and head coach.
- June 4: Del Harris named head coach.
- Nov. 18: Larry Krystkowiak acquired from San Antonio for Charles Davis, cash, and future considerations.

1988

- Feb. 25: Craig Hodges traded to Phoenix along with the Bucks second round draft choice in 1988 [acquired from Golden State as resolution of the Don Nelson contract matter] for Jay Humphries.
- May 19: Terry Cummings signed to a four-year contract.
- June 23: Fred Roberts acquired from Miami for the least favorable of Milwaukee's 1989 second round draft picks.
- June 27: Sidney Moncrief signed to a one-year contract.
- Oct. 4: Jerry Reynolds traded to Seattle for a second round draft pick in 1990.
- Oct. 6: Jeff Grayer signed to a three-year contract. Ricky Pierce signed a contract extension through the 1991-92 season. Randy Breuer signed to a four-year contract.
- Oct. 7: Jay Humphries signed to a four-year contract.

1989

- May 28: Terry Cummings traded to San Antonio for Alvin Robertson, Greg Anderson and the Spurs' 1989 second round pick.
- Sept. 8: Fred Roberts signed a three-year contract extension.
- Sept. 25: Del Harris signed to a three-year contract extension and assumes the title of VP-basketball operations.
- Oct. 4: Lee Rose hired as director of player personnel.

1990

- Jan. 4: Brad Lohaus acquired from Minnesota for Randy Breuer and a conditional one-time exchange of second round draft picks in 1991 or 1992.
- June 11: Mike Dunleavy resigned assistant coach position to become head coach of Los Angeles Lakers.
- July 30: Larry Riley promoted to assistant coach/scout. Larry Harris appointed scout/video coordinator.
- Aug. 1: Dan Schayes acquired from Denver for the draft rights to Terry Mills. Frank Brickowski acquired from San Antonio in a trade for Paul Pressey.

1991

- Jan. 16: Greg Anderson traded to New Jersey for Lester Conner.
- Feb. 15: Dale Ellis acquired from Seattle for Ricky Pierce.
- July 10: Moses Malone signed to a two-year contract with an option for a third season.
- Dec. 4: Del Harris relinquished head coaching responsibilities. Frank Hamblen named head coach

Lee Rose becomes assistant coach while retaining title of director of player personnel.

1992

- April 7: Del Harris stepped down as vice president of basketball operations by mutual agreement.
- May 12: Mike Dunleavy signed contract providing for his service as head coach through 1999-2000.
- June 24: Theodore Edwards, Eric Murdock, along with the Jazz' 23rd pick in the first round of the 1992 NBA Draft acquired from Utah for Jay Humphries and Larry Krystkowiak.
- July 1: Dale Ellis traded to San Antonio for Tracy Murray. Murray traded to Portland for Alaa Abdelnaby.
- Aug. 4: Sam Vincent acquired from Orlando along with the Magic's 1994 second round draft pick for Lester Conner.
- Sept. 25: Head Coach Mike Dunleavy took on additional duties as vice president of basketball operations.
- Oct. 9: Lee Mayberry signed to a four-year contract.
- Oct. 28: Todd Day signed to a five-year contract.
- Dec. 4: Jon Barry and Boston's second round draft pick in 1995 acquired from Boston for Alaa Abdelnaby.

1993

- Feb. 25: Orlando Woolridge acquired from Detroit for Alvin Robertson.
- Sept. 14: Vin Baker signed to a 10-year contract.

1994

- Jan. 15: Anthony Cook acquired from Orlando along with the Magic's conditional 1994 first round draft pick (Eric Mobley) and a 1995 second round pick from Orlando for Anthony Avent.
- Feb. 24: Mike Gminski acquired from Charlotte along with a conditional 1996 first round draft pick for Frank Brickowski.
- Feb. 24: Dan Schayes traded to the Los Angeles Lakers for a conditional second round draft pick in 1995.
- June 29: Ed Pinckney and draft rights to Andrei Fetisov acquired from Boston for Blue Edwards and Derek Strong.
- July 12: Voshon Lenard, the Bucks second round draft pick in 1994 (46th overall), announced his intention to return to college for his senior season. Bucks retain his rights for one year after his class graduates.
- Nov. 5: Glenn Robinson signed to a 10-year contract.

1995

- June 28: Shawn Respert acquired from Portland in exchange for Gary Trent, the 11th pick in the draft and a conditional 1996 first round draft pick held by the Bucks. Aurelijus Zekauskas acquired from Seattle along with the middle of the Sonics' three 1996 second round picks for Eric Snow.
- Sept. 27: Shawn Respert signed to a three-year contract.

- Oct. 2: Voshon Lenard signed to a one-year contract.
 Oct. 4: Marty Conlon signed to a two-year contract.
 Oct. 7: Johnny Newman signed to a three-year contract.
 Nov. 26: Sherman Douglas acquired from Boston for Todd Day and Alton Lister.
 Nov. 27: Benoit Benjamin acquired from Vancouver for Eric Mobley and Eric Murdock.

1996

- April 27: Herb Kohl announced that Mike Dunleavy would not return as head coach for the 1996-97 season but would retain his position as vice president of basketball operations/general manager.
 June 17: Chris Ford named head coach.
 June 26: Ray Allen acquired from Minnesota for Stephon Marbury and a future Minnesota first round draft pick.
 July 9: Lee Rose resigned as vice president of player personnel to accept an assistant coaching position with Charlotte.
 July 11: Andrew Lang acquired from Minnesota in return for Minnesota's future first-round draft choice to complete draft day trade.
 July 26: Ray Allen signed to a three-year contract.
 Aug. 6: Armen Gilliam signed to a four-year contract.
 Sept. 25: Elliot Perry acquired from Phoenix for Marty Conlon and a conditional first round draft pick (1999).
 Oct. 3: Larry Harris promoted to director of scouting.
 Dec. 4: Chucky Brown acquired from Phoenix for Darin Hancock and a conditional second round draft pick (Bucks own pick) in 1998 or 1999.

1997

- Feb. 20: Acie Earl acquired from Toronto for Shawn Respert.
 April 26: Mike Dunleavy resigned as vice president of basketball operations/general manager.
 June 25: Ervin Johnson acquired from Denver for Johnny Newman, Joe Wolf and the draft rights to Danny Fortson.
 July 16: Bob Weinbauer named general manager.
 July 29: Michael Curry signed to a two-year contract.
 Sept. 25: Terrell Brandon and Tyrone Hill and Cleveland's first round draft pick in 1998 (protected to the top ten picks) acquired from Cleveland in a three team deal in which Milwaukee traded Vin Baker to Seattle and the SuperSonics traded Shawn Kemp to Cleveland.

1998

- June 24: Traded the draft rights of Dirk Nowitzki and Pat Garrity to Dallas for Robert Traylor.
 Aug. 26: Chris Ford released as head coach.
 Aug. 29: George Karl named head coach.
 Sept. 17: Terry Stotts named assistant coach.
 Oct. 22: Ron Adams and Mike Thibault named as assistant coaches. Larry Harris promoted to director of player personnel. Dave Babcock promoted to director of scouting. Dan Kohl

named assistant director of player personnel. Mike McNeive named scout/assistant.

1999

- Jan. 21: Robert Traylor signed to a multi-year contract.
 Jan. 22: Dell Curry and Adonis Jordan signed to one-year contracts.
 Jan. 23: Andrew Lang traded to Chicago for a future second round draft choice.
 Feb. 2: Vinny Del Negro signed to a multi-year contract.
 March 11: Terrell Brandon traded to Minnesota. Elliott Perry traded to New Jersey. Paul Grant acquired from Minnesota. Sam Cassell and Chris Gatling acquired from New Jersey. Tyrone Hill and Jerald Honeycutt traded to Philadelphia for Tim Thomas and Scott Williams.
 March 17: Haywoode Workman signed to a 10-day contract.
 Aug. 13: Ernie Grunfeld named general manager.
 Aug. 19: Chris Gatling and Armen Gilliam traded to Orlando for Dale Ellis and Danny Manning.
 Aug. 20: J.R. Reid signed to a multi-year contract.
 Sept. 22: Rafer Alston signed to a two-year contract.
 Sept. 28: Darvin Ham signed to a one-year contract.
 Dec. 6: Don Newman named as assistant coach.
 Signed Glenn Robinson to a one-year contract extension through the 2004-05 season.

2000

- Jan. 18: Dale Ellis traded to Charlotte for two second round draft choices (2000 & 2002).
 Feb. 16: Signed forward Mirsad Turkcan to a contract.
 June 28: Traded the draft rights to Jason Collier and a 2001 first-round pick to Houston for the draft rights to Joel Przybilla.
 Aug. 1: Signed Tim Thomas to a multi-year contract.
 Aug. 3: Troy Wenzel named athletic trainer.
 Aug. 14: Signed Darvin Ham to a two-year contract.
 Aug. 22: Acquired Lindsey Hunter from Detroit in exchange for Billy Owens.
 Nov. 24: Signed Jerome Kersey to a contract.

2001

- March 28: George Karl signed a two-year contract extension through the 2003-04 season.
 June 19: Darvin Ham exercised one-year option.
 June 28: Greg Foster acquired from L.A. Lakers for Lindsey Hunter.
 June 29: Bucks exercised one-year option on Scott Williams.
 July 30: Signed Rafer Alston to a contract for the 2001-02 season.
 Aug. 2: Promoted Larry Harris to assistant general manager.
 Sept. 5: Promoted Dan Kohl to director of player personnel.
 Oct. 5: Announced that Tim Grgurich joined staff as a basketball consultant.
 Oct. 9: George Karl named head coach of the USA

GENERAL
INFO

FRONT
OFFICE

PLAYERS

2013-14
SEASON

STATS &
RECORDS

HISTORY

NBA

OPPONENTS

MEDIA

SIGNIFICANT TRANSACTIONS

- Men's Basketball team for 2002 World Championships.
- Oct. 22: Acquired Aleksandar Radojevic and Houston's 2002 second round pick in a three-team deal for Scott Williams and a conditional first round pick.
- Oct. 23: Signed Ervin Johnson to a two-year contract extension.
- Oct. 25: Signed Anthony Mason to a multi-year contract.
- Oct. 29: Bucks requested waivers on Jason Hart and Aleksandar Radojevic.

2002

- Feb. 7: Sam Cassell signed to a multi-year contract extension.
- March 5: Signed Greg Anthony for the remainder of the season.
- July 19: Signed Marcus Haislip to a multi-year contract.
- July 25: Announced assistant coach Terry Stotts would not return for the 2002-03 season.
- Aug. 2: Acquired Toni Kukoc, Leon Smith and a 2003 first-round draft choice from Atlanta for Glenn Robinson.
- Aug. 16: Announced assistant coach Mike Thibault would not return for 2002-03 season.
- Aug. 20: Announced hiring of Sam Mitchell as assistant coach.
- Aug. 23: Guard Mike Wilks signed.
- Aug. 29: Guard Ronald Murray and center Dan Gadzuric signed.
- Sept. 6: Free agent guard Kevin Ollie signed.
- Sept. 25: Free agents Laron Profit and Cedric Henderson signed.
- Sept. 30: Center Jamal Sampson signed.
- Oct. 14: Bucks matched Mavericks offer sheet to retain guard Michael Redd.
- Oct. 23: Waivers requested on Laron Profit and Cedric Henderson.
- Oct. 28: Waivers requested on Mike Wilks.
- Oct. 31: Team option exercised on center Joel Przybilla for the 2003-04 season.

2003

- Feb. 20: Gary Payton and Desmond Mason acquired from Seattle in exchange for Ray Allen, Kevin Ollie, Ron Murray and conditional draft pick.
- June 26: Draft rights to Keith Bogans traded to Orlando for cash considerations.
- June 27: Acquired Joe Smith and Anthony Peeler from Minnesota in exchange for Sam Cassell and Ervin Johnson.
- June 29: Bucks and GM Ernie Grunfeld reached agreement to release Grunfeld from remaining year of contract. Larry Harris named acting general manager.
- July 1: Larry Harris named general manager.
- July 2: T.J. Ford signed a four-year contract.
- July 7: Requested waivers on Anthony Peeler.
- July 10: Requested waivers on Jamal Sampson.
- July 17: Signed Daniel Santiago, Brian Skinner and Erick Strickland each to multi-year contracts.
- July 20: Announced that Head Coach George Karl would

- July 23: Signed Damon Jones to a free agent contract.
- Aug. 6: Terry Porter hired as the eighth head coach in Bucks franchise history.
- Aug. 13: Mike Schuler hired as assistant coach.
- Aug. 14: Jim Todd named assistant coach/player development.
- Aug. 22: Bob Ociepka hired as assistant coach.
- Aug. 26: Steve Condon named athletic trainer.
- Oct. 10: Reached a settlement with Anthony Mason and requested waivers on him.
- Oct. 16: Reached a settlement with Jason Caffey and requested waivers on him.
- Oct. 27: Desmond Mason signed three-year contract extension.
- Dec. 5: Signed Dan Langhi to a free agent contract.

2004

- Jan. 6: Requested waivers on Dan Langhi.
- Feb. 15: Acquired Keith Van Horn from the Knicks for Tim Thomas as part of a three-team deal that also included Atlanta. The deal sent Thomas from Milwaukee to New York, Joel Przybilla from Milwaukee to Atlanta, Keith Van Horn from New York to Milwaukee, Michael Doleac and a second round draft pick from New York to Atlanta, and Nazr Mohammed from Atlanta to New York.
- Feb. 28: Signed Anthony Goldwire to a 10-day contract.
- March 5: Signed Brevin Knight to a contract. Anthony Goldwire was released from his contract.
- June 24: Zaza Pachulia acquired from Charlotte in exchange for Bucks 2004 second round draft pick (45th overall).
- July 2: Named Jerome Kersey assistant coach.
- July 3: Named Jim Boylen assistant coach.
- July 15: Signed restricted free agent Etan Thomas (Washington) to an offer sheet.
- July 29: Washington Wizards matched offer made to Etan Thomas.
- July 29: Named Andre Daniel head athletic trainer and John Anderson assistant trainer and assistant strength and conditioning coach.
- Aug. 5: Signed Mike James, Zendon Hamilton and Lonnie Jones to contracts.
- Aug. 6: Signed restricted free agent Mo Williams to a multi-year offer sheet.
- Aug. 21: Announced that the Utah Jazz will not match the Bucks offer sheet to restricted free agent Mo Williams.
- Aug. 23: Signed Mo Williams to a multi-year contract; Bucks re-sign Toni Kukoc.
- Oct. 30: Waived Lonnie Jones.
- Nov. 2: Signed free agent Anthony Goldwire to a contract.
- Nov. 4: Requested waivers on Marcus Haislip; signed free agent Marcus Fizer to a contract.
- Nov. 29: Requested waivers on Anthony Goldwire.
- Dec. 18: Signed Eddie House to a contract.

2005

- Feb. 24: Acquired Reece Gaines and two second round picks ('06, '07) from Houston for Mike James, Zendon Hamilton
- Feb. 24: Acquired Calvin Booth, Alan Henderson and an undisclosed amount of cash from Dallas for Keith Van Horn.
- Feb. 25: Requested waivers on Alan Henderson.
- March 7: Signed Anthony Goldwire to a contract.
- May 6: Announced assistant coaches Mike Schuler & Jerome Kersey would not return to Bucks for 2005-06 season.
- May 31: Assistant coach Jim Boylen resigned.
- June 3: Promoted Dave Babcock to director of player personnel.
- June 7: Hired Mike Sanders as an assistant coach.
- June 13: Hired Dwayne Wilson as equipment manager.
- June 22: Announced Head Coach Terry Porter would not return for the 2005-06 season.
- June 27: Made qualifying offers to Dan Gadzuric and Zaza Pachulia.
- June 28: Acquired Jiri Welsch from Cleveland for a 2006 second round pick.
- July 1: Signed Andrew Bogut to a multi-year contract.
- July 8: Hired Terry Stotts as the ninth head coach in team history.
- July 20: Hired Brian James as an assistant coach.
- July 25: Hired Lester Conner as an assistant coach.
- Aug. 5: Re-signed Toni Kukoc to a one-year contract.
- Aug. 6: Declined to match Atlanta's offer sheet for Zaza Pachulia.
- Aug. 8: Signed Bobby Simmons to a multi-year contract.
- Aug. 12: Re-signed Dan Gadzuric to a multi-year contract.
- Aug. 13: Re-signed Michael Redd to a multi-year contract.
- Aug. 18: Signed Charlie Bell to a multi-year contract.
- Aug. 23: Signed Ersan Ilyasova to a two-year contract.
- Aug. 29: Signed Ervin Johnson to a one-year contract.
- Oct. 2: Signed free agent Josh Davis to a contract.
- Oct. 26: Acquired Jamaal Magloire from New Orleans in exchange for Desmond Mason, the Bucks 2006 first round draft choice and cash considerations.
- Oct. 28: Picked up the fourth-year option on T.J. Ford's contract.
- Nov. 3: Picked up the 2006-07 option on General Manager Larry Harris' contract and extended his contract through 2007-08.

2006

- March 6: Hired Scott Howard to the scouting staff.
- May 9: Assistant General Manager Dan Kohl announced that he will leave the organization.
- June 22: Larry Krystkowiak hired as an assistant coach.
- June 28: Acquired draft rights for Damir Markota from San Antonio in exchange for the better of Milwaukee's two second round draft picks in the

- 2007 NBA Draft.
- June 29: Picked up the third-year option on Andrew Bogut's contract.
- June 30: Acquired Charlie Villanueva from Toronto in exchange for T.J. Ford and cash considerations.
- July 3: Signed David Noel to a multi-year contract.
- July 18: Signed free agent Lynn Greer to a multi-year contract.
- July 25: Signed Damir Markota to a multi-year contract.
- July 31: Acquired Steve Blake, Brian Skinner and Ha Seung-Jin from Portland in exchange for Jamaal Magloire.
- Aug. 10: Acquired Ruben Patterson from Denver in exchange for Joe Smith.
- Sept. 21: Signed free agent Chris McCray to a contract.
- Oct. 28: Requested waivers on Ha Seung-Jin.

2007

- Jan. 4: Requested waivers on Chris McCray.
- Jan. 11: Acquired Earl Bokins, Julius Hodge and cash considerations from Denver in exchange for Steve Blake.
- Feb. 7: Requested waivers on Julius Hodge.
- Feb. 8: Signed Jared Reiner to a 10-day contract.
- Feb. 18: Signed Jared Reiner to a second 10-day contract.
- Feb. 27: Signed Jared Reiner for the remainder of the 2006-07 season.
- March 14: Announced that Terry Stotts was relieved of his head coaching duties.
- March 15: Announced Larry Krystkowiak was hired as the 10th head coach in team history.
- April 26: Announced assistant coach Mike Sanders would not return to Bucks for 2007-08 season.
- June 4: Hired Bill Peterson as assistant coach/player development.
- June 5: Hired Tony Brown as assistant coach.
- June 15: Hired Jim Todd as assistant coach.
- June 16: Ersan Ilyasova accepted a two-year contract with AXA FC Barcelona (Spain). The Bucks retained his NBA rights.
- June 21: Exercised fourth-year options on Andrew Bogut and Charlie Villanueva's rookie contracts. Both were then signed through the 2008-09 season.
- June 21: Made qualifying offers to Charlie Bell and Ersan Ilyasova.
- July 20: Signed free agent Jake Voskuhl to a contract.
- July 23: Signed free agent Desmond Mason to a multi-year contract.
- July 24: Re-signed Mo Williams to a multi-year contract.
- Aug. 7: Signed Awvee Storey to a free agent contract.
- Aug. 29: Signed 2007 first round pick Yi Jianlian to a multi-year contract.
- Sept. 7: Requested waivers on Damir Markota.
- Sept. 11: Signed 2007 second round pick Ramon Sessions to a multi-year contract.
- Sept. 14: Jarinn Akana hired as assistant coach/player

GENERAL
INFO

FRONT
OFFICE

PLAYERS

2013-14
SEASON

STATS &
RECORDS

HISTORY

NBA

OPPONENTS

MEDIA

SIGNIFICANT TRANSACTIONS

development.
 Sept. 18: Signed free agent Royal Ivey to a contract.
 Sept. 20: Matched offer sheet from Miami Heat to retain Charlie Bell.
 Sept. 22: Signed free agent Michael Ruffin to a contract.
 Sept. 24: Requested waivers on Lynn Greer.

2008

March 14: Requested waivers on David Noel.
 March 19: Relieved Larry Harris of his general manager duties.
 April 11: John Hammond hired as general manager.
 April 17: Relieved Larry Krystkowiak of his head coaching duties.
 April 18: Jeff Weltman hired as assistant general manager.
 April 21: Scott Skiles hired as the 11th head coach in team history.
 May 13: Marc Boff hired as head athletic trainer. Dave Dean promoted to director of basketball administration and Jon Horst hired as director of basketball operations.
 May 14: Jim Boylan, Lionel Hollins, Kelvin Sampson and Joe Wolf hired as assistant coaches.
 June 26: Acquired Richard Jefferson from New Jersey in exchange for Bobby Simmons and Yi Jianlian.
 June 30: Jeff Macy hired as head strength and conditioning coach and Scott Barthloma hired as assistant athletic trainer/assistant strength and conditioning coach.
 July 8: Signed 2008 first round pick Joe Alexander to a multi-year contract.
 July 9: Signed 2008 second round pick Luc Richard Mbah a Moute to a multi-year contract.
 July 11: Signed Andrew Bogut to multi-year contract extension.
 July 17: Signed free agents Malik Allen and Tyronn Lue to contracts.
 Aug. 13: Acquired Adrian Griffin and Luke Ridnour from Oklahoma City (formerly Seattle) and Damon Jones from Cleveland in a three-team deal. Milwaukee sent Mo Williams to Cleveland and Desmond Mason to Oklahoma City. Joe Smith went from Cleveland to Oklahoma City to complete the trade.
 Aug. 14: Signed free agent Francisco Elson.
 Oct. 27: Requested waivers on Adrian Griffin and subsequently claimed Austin Croshere off waivers.

2009

Jan. 6: Requested waivers on Austin Croshere.
 Feb. 5: Acquired Keith Bogans and cash considerations from Orlando in exchange for Tyronn Lue.
 Feb. 9: Signed free agent Eddie Gill to a 10-day contract.
 Feb. 20: Signed Eddie Gill to a second 10-day contract.
 April 3: Signed free agent Salim Stoudamire to a multi-year contract.
 June 23: Acquired Bruce Bowen and Kurt Thomas from San Antonio and Amir Johnson from Detroit in a three-team deal. Milwaukee sent Richard Jef-

ferson to San Antonio. Fabricio Oberto went from San Antonio to Detroit to complete the trade.

July 8: Signed 2009 second round pick Jodie Meeks to a multi-year contract.
 July 23: Signed Ersan Ilyasova to a multi-year contract.
 July 28: Signed 2009 first round pick Brandon Jennings to a multi-year contract.
 July 31: Acquired Walter Sharpe, Sonny Weems and cash considerations from Denver in exchange for Malik Allen.
 July 31: Requested waivers on Bruce Bowen and Salim Stoudamire.
 July 31: Signed free agent Hakim Warrick to a contract.
 Aug. 18: Acquired Carlos Delfino and Roko Ukic from Toronto in exchange for Amir Johnson and Sonny Weems.
 Oct. 26: Requested waivers on Walter Sharpe.

2010

Jan. 4: Requested waivers on Roko Ukic.
 Jan. 18: Signed free agent Jerry Stackhouse.
 Feb. 18: Acquired John Salmons and Chicago's second round draft selections in 2011 and 2012 from Chicago in exchange for Hakim Warrick and Joe Alexander. Milwaukee also had the option of switching first round selections with Chicago in 2010, as long as Chicago's pick was from number 11 through number 30.
 Feb. 18: Acquired Primož Brezec, Royal Ivey and Philadelphia's 2010 second round pick from Philadelphia in exchange for Francisco Elson and Jodie Meeks.
 March 25: Awarded the contract of Darnell Jackson on a waiver claim from the Cleveland Cavaliers.
 June 22: Acquired Corey Maggette and a 2010 second round draft pick (44th overall) from Golden State in exchange for Charlie Bell and Dan Gadzuric.
 June 25: Acquired Chris Douglas-Roberts from New Jersey in exchange for the 2012 second round draft pick the Bucks had previously acquired from Chicago in the John Salmons trade.
 July 8: Re-signed John Salmons and signed Drew Gooden to contracts.
 July 8: Traded the draft rights to 2010 second round draft pick Jerome Jordan to New York for cash considerations.
 July 8: Signed 2010 first round pick Larry Sanders to a multi-year contract.
 July 19: Signed free agent Keyon Dooling to a contract.
 July 21: Acquired Jon Brockman from Sacramento in exchange for Darnell Jackson and a 2011 second round draft pick.
 Aug. 20: Signed free agent Earl Boykins to a contract.
 Sept. 3: Signed 2010 second round draft pick Darrington Hobson to a contract.
 Sept. 10: Signed 2010 second round draft pick Tiny Gallon to a contract.
 Sept. 27: Named Anthony Goldwire to the coaching staff.
 Sept. 29: Signed free agent Brian Skinner.
 Oct. 6: Requested waivers on Tiny Gallon.

- Oct. 25: Requested waivers on Brian Skinner.
- Oct. 25: Exercised third-year option on Brandon Jennings.
- Oct. 26: Exercised the option on the contract of General Manager John Hammond (through 2012-13).
- Oct. 26: Extended the contract of Head Coach Scott Skiles (through 2012-13).
- Dec. 2: Requested waivers on Darington Hobson.
- Dec. 2: Signed free agent Brian Skinner to a contract.

2011

- Jan. 5: Requested waivers on Brian Skinner.
- Jan. 25: Signed free agent Garrett Temple to a 10-day contract.
- Feb. 5: Signed free agent Garrett Temple to a second 10-day contract.
- March 1: Signed free agent Earl Barron to a 10-day contract.
- March 11: Signed free agent Earl Barron to a second 10-day contract.
- June 21: Made qualifying offer to Luc Richard Mbah a Moute.
- June 23: Acquired Stephen Jackson, Shaun Livingston and draft rights to Tobias Harris from Charlotte and Beno Udrih from Sacramento in a three-team deal. Milwaukee sent Corey Maggette to Charlotte and John Salmons and draft rights to Jimmer Fredette to Sacramento.
- June 29: Picked up fourth-year option on Brandon Jennings' contract and third-year option on Larry Sanders' contract.
- Aug. 15: Sidney Moncrief hired as an assistant coach.
- Dec. 9: Acquired the rights to Spanish forward/center Albert Miralles from Boston in exchange for Keyon Dooling and a protected second round draft pick.
- Dec. 10: Signed free agent Mike Dunleavy to a multi-year contract.
- Dec. 10: Signed 2011 first round draft pick Tobias Harris to a contract.
- Dec. 10: Signed free agents Darington Hobson, Ron Howard and Marcus Lewis to contracts.
- Dec. 13: Re-signed Luc Richard Mbah a Moute to a multi-year contract.
- Dec. 15: Signed second-round draft pick Jon Leuer.
- Dec. 19: Waived Ron Howard and Marcus Lewis.

2012

- Feb. 3: Waived Darington Hobson.
- March 14: Acquired Monta Ellis, Ekpe Udoh and Kwame Brown from Golden State in exchange for Andrew Bogut and Stephen Jackson.
- June 27: Acquired Samuel Dalembert, the 14th pick in the 2012 NBA Draft and a future second round pick from Houston in ex-

- change for Jon Brockman, Jon Leuer, Shaun Livingston and the 12th pick in the 2012 NBA Draft.
- July 10: Signed 2012 first round pick John Henson to a multi-year contract.
- July 11: Signed 2012 second round pick Doron Lamb to a multi-year contract.
- July 12: Re-signed free agent Ersan Ilyasova to a multi-year contract.
- Aug. 9: Signed free agent Joel Przybilla.
- Sept. 25: Signed free agent Marquis Daniels.

2013

- Jan. 8: Bucks and Head Coach Scott Skiles reached a mutual agreement to part ways. Assistant Coach Jim Boylan was named head coach.
- Feb. 21: Acquired Gustavo Ayón, J.J. Redick and Ish Smith from Orlando in exchange for Tobias Harris, Doron Lamb and Beno Udrih.
- May 1: Announced Jim Boylan would not return as head coach.
- May 31: Named Larry Drew the 13th head coach in franchise history.
- June 17: Bob Bender and Nick Van Exel were hired assistant coaches on Larry Drew's staff.
- June 28: Acquired the draft rights to Nate Wolters, the 38th pick in the 2013 NBA Draft by Washington. Wolter's rights were acquired by Philadelphia before being moved to Milwaukee. In exchange for the draft rights to Wolters, the Bucks sent the draft rights to Ricky Ledo (43rd overall pick) and a future second round pick to the 76ers.
- July 10: Acquired two second-round picks as part of a three-team deal: Milwaukee re-signed J.J. Redick and dealt him to the L.A. Clippers, and the Clippers sent Eric Bledsoe and Caron Butler to the Suns in exchange for Jared Dudley. Both Los Angeles (2015 or 2016 with protections; 2017 unprotected) and Phoenix (2014 from Toronto) sent future second-round picks to Milwaukee to complete the deal.
- July 11: Luke Ridnour was traded to Milwaukee as part of a three-team deal. The Bucks received Ridnour and a 2014 second round draft pick from the Timberwolves, as well as cash considerations from the Thunder. Oklahoma City signed Kevin Martin to a contract and traded him to Minnesota with cash considerations. Milwaukee sent draft rights to 2003 second round pick Szymon Szewczyk to Oklahoma City to complete the deal.
- July 12: Signed free agent O.J. Mayo. In a separate transaction, Luc Mbah a Moute was traded to Sacramento for the more favorable of two 2016 second-round picks

GENERAL
INFO

FRONT
OFFICE

PLAYERS

2013-14
SEASON

STATS &
RECORDS

HISTORY

NBA

OPPONENTS

MEDIA

SIGNIFICANT TRANSACTIONS

- [Kings' own or one from the Pelicans) and future considerations from the Kings.
- July 16: Drew Gooden was designated as Milwaukee's amnesty player as allowed by the Collective Bargaining Agreement.
- July 17: Signed free agents Carlos Delfino and Zaza Pachulia.
- July 25: Requested waivers on Gustavo Ayón.
- July 26: Signed free agent Miroslav Raduljica.
- July 30: Signed 2013 first round selection Giannis Antetokounmpo. Milwaukee also signed free agent Gary Neal.
- July 31: Acquired Brandon Knight, Khris Middleton and Viacheslav Kravtsov from the Pistons in a sign-and-trade deal for Brandon Jennings.
- Aug. 1: Signed second round pick Nate Wolters.
- Aug. 20: Signed Larry Sanders to a contract extension.
- Aug. 26: Announced Jim Cleamons, Scott Williams and Josh Oppenheimer were added to Head Coach Larry Drew's staff.
- Aug. 29: Acquired Caron Butler from the Phoenix Suns in exchange for Viacheslav Kravtsov and Ish Smith.
- Sept. 30: Signed free agents Junior Cadougan, Olek Czyz, Stephen Graham and Trey McKinney Jones. Released Cadougan due to visa issues.
- Oct. 26: Released Czyz, Graham and McKinney Jones.
- July 9: Signed 2014 first round draft pick Jabari Parker.
- July 20: Awarded the contract of Kendall Marshall on a waiver claim.
- July 30: Signed 2014 second round draft pick Johnny O'Bryant.
- July 31: Signed free agent Jerryd Bayless.
- Aug. 26: Acquired Jared Dudley and a future first round draft pick from the L.A. Clippers in exchange for Carlos Delfino, Miroslav Raduljica and a future second round pick.
- Aug. 26: Signed second round draft pick Damien Inglis.

2014

- Feb. 20: Traded Gary Neal and Luke Ridnour to Charlotte for Jeff Adrien and Ramon Sessions.
- Feb. 27: Waived Caron Butler.
- March 4: Signed free agent Tony Mitchell to a 10-day contract.
- March 14: Signed Chris Wright to a 10-day contract.
- March 26: Signed D.J. Stephens to a 10-day contract.
- April 5: Signed Chris Wright to a 10-day contract.
- April 15: Signed Chris Wright to a multi-year contract.
- April 16: Announced that Herb Kohl had entered into a signed purchase agreement to transfer ownership of the Bucks to Wesley Edens and Marc Lasry.
- May 15: The NBA Board of Governors unanimously approved the sale of the Bucks to Wesley Edens and Marc Lasry.
- June 26: Traded the draft rights to Lamar Patterson, the 48th pick in the 2014 NBA Draft, to Atlanta in exchange for a future second round pick.
- June 30: Relieved Larry Drew of his head coaching duties.
- July 1: Named Jason Kidd the 14th head coach in franchise history after the Brooklyn Nets agreed to release him from his contract in exchange for two future second round draft

MILWAUKEE BUCKS THE NBA



New York

Olympic Tower
645 Fifth Avenue
New York, NY 10022
Telephone: (212) 407-8000
Fax: (212) 832-3861

New Jersey

100 Plaza Drive
Secaucus, NJ 07094
Telephone: (201) 865-1500
Fax: (201) 974-5973

INTERNATIONAL OFFICES

CANADA

50 Bay Street, Suite 1402
Toronto, Ontario
Canada M5J 3A5
Telephone: (416) 364-2030
Fax: (416) 364-0205

EUROPE

Headquarters - NBA EMEA
Endeavour House
189 Shaftesbury Avenue
London, United Kingdom WC2H 8JR
Telephone: +44-20-7420-8900

Spain

Pqe. Empresarial "La Finca"
Edif. 17A, 1a
28223 Pozuelo de Alarcon
Madrid, Spain
Telephone: +34-911-517-101
Fax: +34-911-517-120

AFRICA

6th Floor World Trade Center
Cnr West Road South and Lower Road
Morningside 2196
Johannesburg, South Africa
Telephone: +27-87-940-1333
Fax: +27-86-726-6351

INDIA

Parinee Crescenzo, 1st Floor
C38 & C39G Block, Bandra Kurla Complex
Bandra (East) Mumbai, India 400051
Telephone: +91-22-330-406
Fax: +91-22-6155-4899

LATIN AMERICA

Brazil

Av Borges de Medeiros, 633
Sala 303 - Leblon
Rio de Janeiro, RJ, Brazil 22430-041
Telephone: +55-21-3206-6400
Fax: +55-21-2586-6001

Mexico

Av Santa Fe 94, Torre A Piso 8
Colonia Zedec Santa Fe
Mexico DF Mexico 01210
Telephone: +52-55-88511159
Fax: +52-55-88511111

ASIA/PACIFIC

Hong Kong

Room 3101, The Lee Gardens
33 Hysan Avenue
Causeway Bay, Hong Kong
Telephone: +852-2843-9600
Fax: +852-2536-4808

Taiwan

Suite 1303, No. 88, Section 2
Chung Hsiao East Road
Taipei, Taiwan ROC 100
Telephone: +886-2-2397-8000
Fax: +886-2-2358-1098

Korea

21/F Seoul Finance Center
136 Sejong-Daero, Jung-Gu
Seoul, Korea 100-768
Telephone: +822-3782-6835
Fax: +822-3782-4555

China—Beijing

19th Floor, Office Tower 2, China Central Place
No. 79 Jianguo Road, Chaoyang District
Beijing, China 100025
Telephone: +86-10-5200-8200
Fax: +86-10-5200-8202

China—Shanghai

Unit 2703-2708, 27F, Tower 2 Plaza 66
1366 Nanjing West Road, Jing An District
Shanghai, China 200040
Telephone: +86-21-6137-2200
Fax: +86-21-6288-9920



**NBA
DEVELOPMENT
LEAGUE**

NBA D-League Office
Olympic Tower
645 5th Avenue
New York, NY 10022
www.nba.com/dleague
PR Contact: Joanna Shapiro (ljshapiro@nba.com)

GENERAL
INFO

FRONT
OFFICE

PLAYERS

2013-14
SEASON

STATS &
RECORDS

HISTORY

NBA

OPPONENTS

MEDIA

Austin Toros
12885 N. Highway 183, Suite 207; Austin, TX 78750
Tel: (512) 236-8333; Fax: (512) 236-8444
Arena: Cedar Park Center
Media Relations Contact: Perri Trivillion (ptrivillion@austintoros.com)
NBA Affiliation: San Antonio

Bakersfield Jam
1400 Norris Road; Bakersfield, CA 93308
Tel: (661) 615-4550; Fax: (661) 615-6555
Arena: Dignity Health Event Center
Media Relations Contact: William Aquije (william@bakersfieldjam.com)
NBA Affiliation: Phoenix

Canton Charge
1101 Market Avenue North; Canton, OH 44702
Tel: (330) 489-1701; Fax: (330) 489-1703
Arena: Canton Memorial Civic Center
Media Relations Contact: Sean Wyatt (swyatt@cantoncharge.com)
NBA Affiliation: Cleveland

Delaware 87ers
300 Martin Luther King Blvd, Suite 200; Wilmington, DE 19801
Tel: (302) 504-7587; Fax: TBD
Arena: Bob Carpenter Sports Convocation Center
Media Relations Contact: TBD
NBA Affiliation: Philadelphia

Erie BayHawks
110 East 8th Street; Erie, PA 16501
Tel: (814) 790-5600; Fax: (814) 790-5608
Arena: Erie Insurance Arena
Media Relations Contact: Kevin Hagerty (kevin.hagerty@nbbaerie.com)
NBA Affiliation: Orlando

Fort Wayne Mad Ants
1910 St. Joe Center Rd, Suite 61; Fort Wayne, IN 46825
Tel: (260) 469-4667; Fax: (260) 469-4674
Arena: Allen County War Memorial Coliseum
Media Relations Contact: Audrey Siebrase (audrey@fortwaynehoops.com)
NBA Affiliations: Atlanta, Brooklyn, Charlotte, Chicago, Denver, Indiana, L.A. Clippers, Milwaukee, Minnesota, New Orleans, Portland, Toronto, Washington

Grand Rapids Drive
40 Monroe Center NW, Ste. 11, Grand Rapids, MI 49503
Tel: TBD
Arena: The DeltaPlex
Media Relations Contact: Sarah Parfet Jbara (spj@ssjgroupllc.com)
NBA Affiliation: Detroit

Idaho Stampede
233 South Capitol Blvd., Suite 100; Boise, ID 83702
Tel: (208) 388-4667; Fax: (208) 388-3845
Arena: CenturyLink Arena
Media Relations Contact: Ty Carter (ty@idahostampede.com)
NBA Affiliation: Utah

Iowa Energy
730 3rd Street; Des Moines, Iowa 50309
Tel: (515) 564-8550; Fax: (515) 564-8551
Arena: Wells Fargo Arena
Media Relations Contact: Mike Leighton (rburrell@iowanba.com)
NBA Affiliations: Memphis

Los Angeles D-Fenders
555 North Nash Street; El Segundo, CA 90245
Tel: (310) 426-6000; Fax: (310) 426-6031
Arena: Toyota Sports Center
Media Relations Contact: TBD
NBA Affiliation: Los Angeles Lakers

Maine Red Claws
413 Congress Street; Portland, ME 04101
Tel: (207) 210-6655; Fax: (207) 210-6659
Arena: Portland Exposition Building
Media Relations Contact: Will McClaran (wmcclaran@maineredclaws.com)
NBA Affiliation: Boston

Oklahoma City Thunder NBA D-League Team
208 Thunder Drive, Oklahoma City, OK 73102
Tel: (918) 208-4800; Fax: (918) 429-7900
Arena: Cox Convention Center
Media Relations Contact: Ben Coldagelli (bcoldagelli@thunder-nba.com)
NBA Affiliation: Oklahoma City

Reno Bighorns
9393 Gateway Drive, Suite BH; Reno, NV 89511
Tel: (775) 284-2622; Fax: (775) 853-1601
Arena: Reno Events Center
Media Relations Contact: Kyle Jones (kjones@renobighorns.com)
NBA Affiliation: Sacramento

Rio Grande Valley Vipers
4500 North 10th Street, Suite 315; McAllen, TX 78504
Tel: (956) 972-1144; Fax: (956) 972-1150
Arena: State Farm Arena
Media Relations Contact: Rebecca Sweet (rsweet@rgvipers.com)
NBA Affiliation: Houston

Santa Cruz Warriors
903 Pacific Avenue, Suite 101; Santa Cruz, CA 95060
Tel: (831) 731-4396; Fax: (831) 466-3201
Arena: Kaiser Permanente Arena
Media Relations Contact: TBD
NBA Affiliation: Golden State

Sioux Falls Skyforce
2131 South Minnesota Ave; Sioux Falls, SD 57105
Tel: (605) 332-0605; Fax: (605) 332-2305
Arena: Sanford Pentagon
Media Relations Contact: Joe Millar (joe@skyforceonline.com)
NBA Affiliation: Miami

Texas Legends
2601 Avenue of the Stars, Suite 300; Frisco, TX 75034
Tel: (214) 469-0822; Fax: (214) 469-0823
Arena: Dr. Pepper Arena
Media Relations Contact: Britney Wynn (bwynn@texlegends.com)
NBA Affiliation: Dallas

Westchester Knicks
198 Central Avenue, White Plains, NY 10606
Tel: (914) 559-6870
Arena: Westchester County Center
Media Relations Contact: Katie Hatch (katie.hatch@msg.com)
NBA Affiliation: New York

2013-14 FINAL REGULAR SEASON STANDINGS

	W-L	Home W-L	Road W-L	Pct	GB
Central Division					
Iowa Energy	31-19	18-7	13-12	0.620	0.0
Sioux Falls Skyforce	31-19	19-6	12-13	0.620	0.0
Rio Grande Valley Vipers	30-20	15-10	15-10	0.600	1.0
Texas Legends	24-26	14-11	10-15	0.480	7.0
Tulsa 66ers	24-26	13-12	11-14	0.480	7.0
Austin Toros	19-31	10-15	9-16	0.380	12.0
East Division					
Fort Wayne Mad Ants	34-16	19-6	15-10	0.680	0.0
Canton Charge	28-22	17-8	11-14	0.560	6.0
Springfield Armor	22-28	11-14	11-14	0.440	12.0
Maine Red Claws	19-31	13-12	6-19	0.380	15.0
Erie BayHawks	16-34	8-17	8-17	0.320	18.0
Delaware 87ers	12-38	8-17	4-21	0.240	22.0
West Division					
Los Angeles D-Fenders	31-19	17-8	14-11	0.620	0.0
Santa Cruz Warriors	29-21	16-9	13-12	0.580	2.0
Reno Bighorns	27-23	15-10	12-13	0.540	4.0
Bakersfield Jam	24-26	13-12	11-14	0.480	7.0
Idaho Stampede	24-26	13-12	11-14	0.480	7.0

2013 PLAYOFF RESULTS

Quarterfinals

Rio Grande Valley 2, Iowa Energy 1
Santa Cruz Warriors 2, Los Angeles D-Fenders 0
Sioux Falls Skyforce 2, Canton Charge 1
Fort Wayne Mad Ants 2, Reno Bighorns 0

Semifinals

Fort Wayne Mad Ants 2, Sioux Falls Skyforce 0
Santa Cruz Warriors 2, Rio Grande Valley Vipers 1

Finals

Fort Wayne Mad Ants 2, Santa Cruz Warriors 0

AWARD WINNERS

Co-Most Valuable Players

Ron Howard, Fort Wayne Mad Ants; Othys Jeffers, Iowa Energy

Defensive Player of the Year

DeAndre Liggins, Sioux Falls Skyforce

Rookie of the Year

Robert Covington, Rio Grande Valley Vipers

Impact Player of the Year

Ike Diogu, Bakersfield Jam

2013-14 FINAL STATS & STANDINGS

2013-14 TEAM STATISTICS

TEAM	G	FG	FGA	AVG	3FG	3FGA	PCT	FT	FTA	AVG	OR	DR	TR	AST	PF	DQ	STL	TO	BLK	PTS	AVG
LA-C	82	3208	6761	.474	693	1966	.352	1741	2384	.730	858	2668	3526	2016	1767	11	703	1136	397	8850	107.9
HOU.	82	3118	6603	.472	779	2179	.358	1814	2549	.712	920	2797	3717	1755	1676	12	621	1323	461	8829	107.7
MINN.	82	3189	7176	.444	600	1757	.341	1790	2301	.778	1025	2644	3669	1964	1504	7	718	1142	296	8758	106.9
PORT.	82	3027	7134	.450	770	2071	.372	1569	1926	.815	1022	2786	3808	1904	1576	8	454	1125	387	8733	106.7
OKC.	82	3194	6782	.471	664	1839	.361	1653	2052	.806	897	2781	3668	1794	1858	8	478	1256	501	8705	106.2
S.A.	82	3326	6844	.486	698	1757	.397	1289	1642	.785	762	2786	3548	2064	1495	3	604	1180	420	8639	105.4
PHOE.	82	3172	6845	.463	765	2055	.372	1520	2004	.758	928	2601	3529	1563	1798	11	688	1258	374	8629	105.2
DALL.	82	3249	6858	.474	721	1877	.384	1738	1733	.795	840	2514	3354	1935	1636	4	704	1110	356	8597	104.8
DEN.	82	3147	7042	.447	702	1959	.358	1563	2154	.726	1009	2717	3726	1838	1900	18	615	1305	459	8599	104.4
G.S.	82	3236	7005	.462	774	2037	.380	1303	1731	.753	896	2819	3715	1912	1784	15	642	1247	407	8549	104.3
LA-L	82	3139	6980	.450	774	2032	.381	1390	1835	.757	745	2620	3365	2006	1627	10	611	1239	446	8442	103.0
MIAMI	82	3142	6272	.501	665	1829	.364	1431	1884	.760	627	2397	3024	1847	1596	5	732	1121	367	8380	102.2
TOR.	82	2992	6718	.445	713	1917	.372	1608	2055	.782	935	2552	3487	1737	1882	21	577	1159	343	8305	101.3
DET.	82	3182	7124	.447	507	1580	.321	1415	2111	.670	1196	2525	3721	1714	1666	9	687	1193	395	8286	101.0
ATL.	82	3061	6688	.458	748	2114	.363	1392	1782	.781	713	2545	3278	2061	1577	4	680	1251	326	8282	101.0
WASH.	82	3177	6920	.459	647	1704	.380	1253	1715	.731	886	2573	3459	1909	1675	10	668	1204	377	8254	100.7
SAC.	82	3026	6766	.447	491	1475	.333	1698	2237	.759	990	2656	3646	1547	1849	15	587	1249	318	8241	100.5
N.O.	82	3101	6761	.459	484	1302	.373	1489	1936	.769	933	2486	3419	1745	1857	17	647	1129	523	8177	99.7
PHIL.	82	3108	7150	.435	577	1847	.312	1362	1918	.710	949	2556	3505	1791	1844	12	765	1384	330	8155	99.5
N.Y.	82	3027	6739	.449	759	2038	.372	1271	1670	.761	870	2437	3307	1641	1815	8	631	1063	367	8084	98.6
BKN.	82	2931	6391	.459	709	1922	.369	1508	2002	.753	721	2407	3128	1714	1777	6	705	1191	311	8079	98.5
CLEV.	82	3036	6955	.437	584	1640	.356	1398	1861	.751	989	2629	3618	1738	1640	6	579	1163	304	8054	98.2
CHA.	82	2976	6730	.442	516	1471	.351	1474	2000	.737	776	2724	3500	1778	1493	4	499	1100	421	7942	96.9
IND.	82	2949	6573	.449	550	1542	.357	1485	1907	.779	834	2831	3645	1651	1675	7	550	1237	466	7933	96.7
ORL.	82	3022	6784	.445	363	1596	.353	1307	1714	.763	794	2454	3448	1726	1678	13	630	1222	350	7914	96.5
BOS.	82	2996	6883	.435	575	1729	.333	1325	1706	.777	980	2505	3485	1766	1743	15	584	1261	343	7892	96.2
MEM.	82	3122	6723	.464	405	1147	.353	1235	1666	.741	950	2526	3476	1792	1568	5	631	1124	375	7884	96.1
MILW.	82	2952	6737	.438	548	1553	.353	1377	1843	.747	971	2399	3370	1760	1713	11	541	1238	403	7829	95.5
UTAH	82	2951	6652	.444	543	1577	.344	1346	1803	.747	904	2477	3381	1664	1699	15	570	1200	366	7791	95.0
CHI.	82	2843	6577	.432	508	1459	.348	1486	1908	.779	937	2683	3620	1860	1565	6	594	1223	424	7680	93.7

2013-14 OPPONENTS STATISTICS

TEAM	FG	FGA	AVG	3FG	3FGA	PCT	FT	FTA	AVG	OR	DR	TR	AST	PF	DQ	STL	TO	BLK	PTS	AVG	DIFF
CHI.	2867	6660	.430	538	1532	.351	1354	1668	.753	876	2508	3384	1604	1714	12	621	1178	490	7528	91.8	+1.9
IND.	2850	6786	.420	538	1561	.345	1236	1768	.755	856	2521	3377	1525	1793	6	593	1120	378	7572	92.3	+4.4
MEM.	2924	6500	.450	615	1731	.355	1292	1686	.766	809	2403	3212	1632	1553	6	591	1162	410	7755	94.6	+1.1
CHA.	3022	6838	.442	665	1800	.369	1251	1649	.759	785	2766	3551	1718	1716	7	514	1090	415	7960	97.1	-0.2
MIAMI	2961	6475	.457	694	1917	.362	1274	1832	.750	866	2420	3306	1751	1675	8	667	1349	256	7990	97.4	+4.8
S.A.	3096	6976	.444	529	1500	.353	1285	1691	.760	862	2600	3462	1669	1585	4	628	1137	378	8006	97.6	+7.7
TOR.	2957	6573	.450	568	1578	.360	1557	2071	.752	854	2505	3359	1719	1815	16	596	1224	352	8039	98.0	+3.2
N.Y.	2934	6401	.458	713	1921	.371	1568	2050	.765	843	2600	3443	1618	1611	5	513	1193	277	8149	99.4	-0.8
WASH.	3038	6632	.458	612	1763	.347	1642	1912	.765	827	2633	3460	1824	1600	10	631	1314	320	8150	99.4	+1.3
G.S.	3019	6920	.438	569	1656	.344	1548	2023	.765	878	2671	3545	1683	1584	10	649	1232	342	8155	99.5	+4.8
BKN.	2980	6511	.456	662	1802	.367	1539	2026	.760	921	2594	3515	1723	1704	11	608	1296	337	8161	99.5	-1.0
OKC.	2984	6842	.436	705	1968	.358	1512	2080	.727	900	2456	3356	1785	1672	12	669	1248	296	8185	99.8	+6.3
BOS.	3101	6675	.465	539	1553	.347	1517	1993	.761	871	2596	3466	1813	1564	7	609	1168	373	8258	100.7	-4.5
PHOE.	3068	6958	.441	595	1791	.332	1547	2049	.755	1011	2575	3586	1908	1919	17	570	1261	284	8278	101.0	+7.0
ATL.	3163	6843	.462	656	1793	.365	1341	1793	.748	882	2688	3570	1901	1643	9	672	1247	354	8321	101.5	-0.5
CLEV.	3097	6847	.452	765	2083	.367	1345	1803	.757	841	2648	3489	2037	1599	10	587	1144	461	8324	101.5	-3.3
ORL.	3126	6861	.456	559	1778	.371	1449	1881	.770	859	2746	3605	1848	1500	4	581	1146	445	8360	102.0	-5.4
UTAH	3138	6639	.473	599	1591	.376	1504	1945	.773	846	2640	3486	1789	1673	10	617	1034	401	8379	102.2	-7.2
N.O.	3055	6567	.465	652	1827	.357	1637	2176	.752	881	2538	3419	1845	1664	7	577	1185	504	8399	102.4	-2.7
DALL.	3096	6673	.464	678	1888	.359	1530	2019	.758	943	2569	3512	1808	1633	7	635	1312	288	8400	102.4	+2.4
PHOE.	3118	6840	.456	556	1632	.341	1621	2115	.766	926	2586	3512	1664	1749	10	613	1258	332	8413	102.6	+2.6
PORT.	3248	7203	.451	534	1504	.355	1396	1822	.766	944	2622	3556	1675	1678	17	639	1284	304	8426	102.8	+4.0
HOU.	3197	7218	.443	663	1889	.353	1395	1844	.757	977	2439	3416	1821	1993	16	704	1169	460	8455	103.1	+4.6
SAC.	3103	6734	.461	696	1833	.380	1577	2139	.737	813	2568	3381	1927	1897	23	637	1116	459	8479	103.4	-2.9
MILW.	3146	6722	.468	697	1826	.382	1511	2001	.751	951	2608	3569	1870	1690	7	640	1158	413	8500	103.7	-8.2
MINN.	3321	7048	.471	663	1820	.364	1424	1645	.756	908	2717	3625	1875	1936	18	644	1345	457	8549	104.3	-2.7
DET.	3208	6820	.470	683	1872	.365	1487	1967	.756	913	2612	3525	2001	1699	8	670	1230	403	8586	104.7	-3.7
DEN.	3238	7086	.457	605	1724	.351	1654	2168	.763	930	2665	3595	1843	1778	11	694	1178	459	8735	106.5	-2.1
LA-L	3440	7350	.468	666	1843	.361	1412	1942	.727	1068	2950	4018	2112	1580	3	790	1164	387	8958	109.2	-6.3
PHIL.	3284	6975	.471	739	1998	.370	1705	2261	.754	976	2871	3847	2144	1686	5	736	1391	558	9012	109.9	-10.5

2013-14 AVERAGES/TOTALS

	FG	FGA	AVG	3FG	3FGA	PCT	FT	FTA	AVG	OR	DR	TR	AST	PF	DQ	STL	TO	BLK	PTS	AVG
AVG	3093	6806	.454	635	1766	.360	1462	1934	.756	895	2611	3505	1804	1697	10	630	1201	386	8283	101.0
TOTAL	92779	204173		19054	52974		43870	58029		26847	78315	105412	54132	50923	296	16885	36034	11593	248482	

2013-14 LEAGUE LEADERS

SCORING AVERAGE

	G	FG	FT	PTS	AVG
Durant, OKC.	81	849	703	2593	32.0
Anthony, N.Y.	77	743	459	2112	27.4
James, Mia.	77	767	439	2089	27.1
Love, Min.	77	650	520	2010	26.1
Harden, Hou.	73	549	576	1851	25.4
Griffin, LA-C	80	718	482	1930	24.1
Curry, G.S.	78	652	308	1873	24.0
Aldridge, Por.	69	652	296	1603	23.2
Cousins, Sac.	71	591	432	1614	22.7
DeRozan, Tor.	79	604	519	1791	22.7
Jefferson, Cha.	73	700	191	1594	21.8
George, Ind.	80	577	401	1737	21.7
Nowitzki, Dal.	80	633	338	1735	21.7
Irving, Cle.	71	532	291	1478	20.8
Davis, N.O.	67	522	348	1394	20.8
Lillard, Por.	82	553	371	1695	20.7
Thomas, Sac.	72	496	346	1465	20.3
Dragic, Pho.	76	552	316	1542	20.3
Gay, Tor-Sac.	73	537	318	1457	20.0
Wall, Was.	82	579	317	1583	19.3

REBOUNDS PER GAME

	G	OFF	DEF	TOT	AVG
Jordan, LA-C	82	331	783	1114	13.6
Drummond, Det.	81	440	631	1071	13.2
Love, Min.	77	224	739	963	12.5
Howard, Hou.	71	231	635	866	12.2
Cousins, Sac.	71	218	613	831	11.7
Noah, Chi.	80	282	618	900	11.3
Aldridge, Por.	69	166	600	766	11.1
Jefferson, Cha.	73	156	636	792	10.8
Randolph, Mem.	79	265	530	795	10.1
Davis, N.O.	67	207	466	673	10.0
Bogut, G.S.	67	182	489	671	10.0
Duncan, S.A.	74	158	563	721	9.7
Varejao, Cle.	65	187	442	629	9.7
Gasol, LA-L	60	124	456	580	9.7
Gortat, Was.	81	202	565	767	9.5
Griffin, LA-C	80	192	565	757	9.5
Lee, G.S.	69	182	461	643	9.3
Monroe, Det.	82	256	504	760	9.3
Thompson, Cle.	82	269	485	754	9.2
Hickson, Den.	69	206	426	632	9.2

ASSISTS PER GAME

	G	AST	AVG
Paul, LA-C	62	663	10.7
Wall, Was.	82	721	8.8
Lawson, Den.	62	543	8.8
Rubio, Min.	82	703	8.6
Curry, G.S.	78	666	8.5
Jennings, Det.	80	609	7.6
Lowry, Tor.	79	586	7.4
Nelson, Orl.	68	476	7.0
Teague, Atl.	79	528	6.7
James, Mia.	77	489	6.4
Thomas, Sac.	72	454	6.3
Carter-Williams, Phi.	70	441	6.3
Williams, Bkn.	64	392	6.1
Walker, Cha.	73	447	6.1
Harden, Hou.	73	446	6.1
Irving, Cle.	71	433	6.1
Conley, Mem.	73	441	6.0
Dragic, Pho.	76	447	5.9
Ellis, Dal.	82	471	5.7
Parker, S.A.	68	388	5.7

FIELD GOAL PCT.

	FG	FGA	PCT
Jordan, LA-C	348	515	.676
Drummond, Det.	479	769	.623
Howard, Hou.	473	800	.591
James, Mia.	767	1353	.567
Johnson, Tor.	344	612	.562
Stoudemire, N.Y.	311	558	.557
Lopez, Por.	355	644	.551
Wade, Mia.	415	761	.545
Faried, Den.	447	820	.545
Jones, Hou.	386	712	.542

3-PT FIELD GOAL PCT.

	3FG	3GA	PCT
Korver, Atl.	185	392	.472
Miller, Mem.	107	233	.459
Morrow, N.O.	88	195	.451
Calderon, Dal.	191	425	.449
Belinelli, S.A.	126	293	.430
Afflalo, Orl.	128	300	.427
Mills, S.A.	135	318	.425
Curry, G.S.	261	615	.424
Thompson, G.S.	223	535	.417
Hawes, Phi.-Cle.	128	308	.416

FREE THROW PCT.

	FT	FTA	PCT
Roberts, N.O.	125	133	.940
Nowitzki, Dal.	338	376	.899
Jackson, OKC.	158	177	.893
Martin, Min.	303	340	.891
Augustin, Tor.-Chi.	201	227	.885
Curry, G.S.	308	348	.885
Durant, OKC.	703	805	.873
Lillard, Por.	371	426	.871
Crawford, LA-C	279	322	.866
Harden, Hou.	576	665	.866

STEALS PER GAME

	G	STL	AVG
Paul, LA-C	62	154	2.48
Rubio, Min.	82	190	2.32
Young, Phi.	79	167	2.11
Butler, Chi.	67	127	1.90
George, Ind.	80	151	1.89
Carter-Williams, Phi	70	130	1.86
Brewer, Min.	81	150	1.85
Wall, Was.	82	149	1.82
Millsap, Atl.	74	129	1.74
Leonard, S.A.	66	114	1.73

BLOCKS PER GAME

	G	BLK	AVG
Davis, N.O.	67	189	2.82
Ibaka, OKC.	81	219	2.70
Jordan, LA-C	82	203	2.48
Hibbert, Ind.	81	182	2.25
Duncan, S.A.	74	139	1.88
Bogut, G.S.	67	121	1.81
Howard, Hou.	71	128	1.80
Lopez, Por.	82	139	1.70
Henson, Mil.	70	116	1.66
Drummond, Det.	81	131	1.62

MINUTES PER GAME

	G	MIN	AVG
Anthony, N.Y.	77	2982	38.7
Butler, Chi.	67	2591	38.7
Durant, OKC.	81	3122	38.5
DeRozan, Tor.	79	3017	38.2
Harden, Hou.	73	2777	38.0
James, Mia.	77	2902	37.7
Parsons, Hou.	74	2783	37.6
Ellis, Dal.	82	3023	36.9
Curry, G.S.	78	2846	36.5
Hayward, Utah	77	2800	36.4

GENERAL
INFO

FRONT
OFFICE

PLAYERS

2013-14
SEASON

STATS &
RECORDS

HISTORY

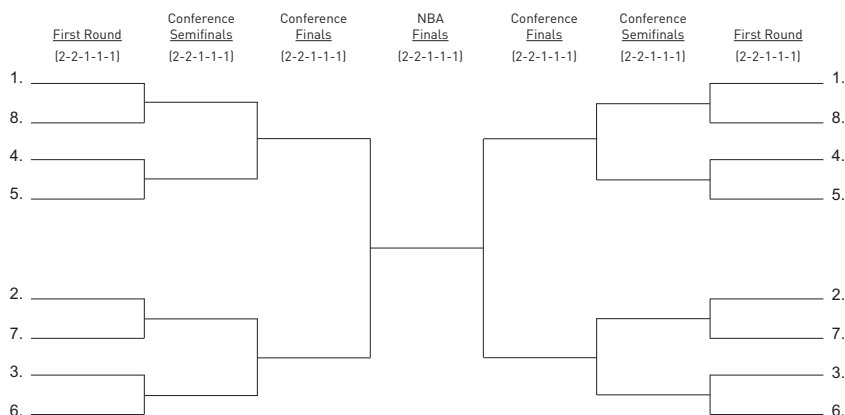
NBA

OPPONENTS

MEDIA

NBA PLAYOFF FORMAT & TIE-BREAKERS

2015 NBA PLAYOFF STRUCTURE



How teams are seeded:

Each conference sends eight teams to the NBA playoffs. The first four seeds in each conference are awarded to the three division winners and the team with the next-best regular season record. These four teams are seeded in order of regular season records. The four remaining spots are awarded according to record to the remaining four best non-division-winning teams.

Home court advantage for each series is awarded to the team with the best regular-season record. All rounds are best-of-seven series. Each series will follow a 2-2-1-1-1 home/road format.

TIE-BREAKING PROCEDURES

The NBA will look at the following factors (in order) if two teams tie for a playoff spot ...

1. Head-to-head results
2. If #1 is a tie: Winning percentage within the division (but only if tied teams are from the same division)
3. If #2 is a tie or does not apply: Winning percentage within the conference
4. If #3 is a tie: Winning percentage against playoff teams in own conference
5. If #4 is a tie: Winning percentage against playoff teams in opposite conference
6. If #5 is a tie: Point differential between offense and defense

The NBA will look at the following factors (in order) if multiple teams tie for a playoff spot ...

1. Winning percentage among all teams tied
2. If #1 is a tie: Winning percentage within the division (but only if tied teams are from the same division)
3. If #2 is a tie or does not apply: Winning percentage within the conference
4. If #3 is a tie: Winning percentage against playoff teams in own conference
5. If #4 is a tie: Point differential between offense and defense

Also ...

1. Any ties involving the championship of a division are resolved first.
2. If a multiple-team tie is reduced to a two-team tie at any point using the above criteria, the two-team tie will be resolved in accordance with the existing two-team tie procedure.
3. In 1991, the NBA Board of Governors instituted a change involving ties between teams in different conferences, such as what occurred in 1990 between Detroit and Portland. The first tiebreaker will still be head-to-head results, but the second tie-breaker will be the record of the Eastern Conference club against all West teams versus the record of the Western Conference club against all East teams.

Magic Number

The magic number is used to determine how close a front-running team is to securing a playoff spot. It is the total of additional wins by the front-running team, plus additional losses by the rival team, after which it is mathematically impossible for the rival team to secure a playoff spot.

For example, if Team A is leading Team B by two games with seven games remaining in the season, the magic number would be six. This is true because:

1. Six wins by Team A, regardless of how Team B performs, will secure a playoff spot for Team A.
2. Six losses by Team B, regardless of how Team A performs, will secure a playoff spot for Team A.
3. Any combination wins by Team A and losses by Team B that totals six will result in a playoff spot for Team A.

To calculate the magic number, use the following formula:

$$\text{Magic Number} = G + 1 - W_a - L_b$$

G = total games in the season
 Wa = total wins by front-running team
 Lb = total losses by rival team

MILWAUKEE BUCKS OPPONENTS



DIRECTORY

Managing Partner, Alternate NBA Governor	Michael Gearon
Partner, Alternate NBA Governor	Ed Peskowitz
Partners	Todd Foreman, Rutherford Seydel
CEO, Atlanta Hawks and Philips Arena	Steve Koonin
President of Basketball Operations and General Manager	Danny Ferry
Assistant General Manager	Wes Wilcox
Executive Vice President/Chief Legal Officer & Assistant GM	Scott Wilkinson
Head Coach	Mike Budenholzer
Assistant Coaches	Kenny Atkinson, Darwin Ham, Taylor Jenkins, Charles Lee, Nevin Spahija, Ben Sullivan
Athletic Trainer	Wally Blase
Vice President of Public Relations	Garin Narain
Director of Media Relations	Jon Steinberg
Senior Manager of Media Relations	Jason Roose

2014-15 MATCHUPS

Date	Location	Time (CT)	Final
12/26/14	Atlanta	6:30 p.m.	_____
12/27/14	Milwaukee	7:30 p.m.	_____
02/22/15	Milwaukee	2:30 p.m.	_____
03/30/15	Atlanta	6:30 p.m.	_____



Head Coach
MIKE BUDENHOLZER

BUCKS VS. HAWKS

Season	Home	Road	Total
1968-69	2-1	0-3	2-4
1969-70	1-2	2-1	3-3
1970-71	1-1	3-0	4-1
1971-72	2-1	1-1	3-2
1972-73	2-0	1-1	3-1
1973-74	2-0	1-1	3-1
1974-75	1-1	1-1	2-2
1975-76	1-1	1-1	2-2
1976-77	2-0	0-2	2-2
1977-78	1-1	1-1	2-2
1978-79	0-1	0-2	0-3
1979-80	1-0	0-1	1-1
1980-81	3-0	2-1	5-1
1981-82	2-1	1-2	3-3
1982-83	2-0	2-1	4-1
1983-84	2-1	1-2	3-3
1984-85	2-1	2-1	4-2
1985-86	3-0	0-3	3-3
1986-87	3-0	0-3	3-3
1987-88	2-1	1-2	3-3
1988-89	0-3	0-3	0-6
1989-90	2-0	0-3	2-3
1990-91	2-1	1-1	3-2
1991-92	1-1	0-2	1-3
1992-93	0-2	2-1	2-3
1993-94	0-3	0-2	0-5
1994-95	2-0	1-1	3-1
1995-96	2-0	0-2	2-2
1996-97	0-2	0-2	0-4
1997-98	1-1	0-2	1-3
1998-99	1-0	1-1	2-1
1999-00	2-0	2-0	4-0
2000-01	2-0	1-1	3-1
2001-02	2-0	1-1	3-1
2002-03	2-0	0-2	2-2
2003-04	1-1	1-1	2-2
2004-05	2-0	0-1	2-1
2005-06	1-1	2-0	3-1
2006-07	1-0	1-1	2-1
2007-08	2-0	0-2	2-2
2008-09	1-1	0-2	1-3
2009-10	1-1	0-1	1-2
2010-11	1-1	1-1	2-2
2011-12	1-1	0-1	1-2
2012-13	0-2	0-2	0-4
2013-14	0-2	0-1	0-3
TOTALS	65-36 (.644)	34-67 (.337)	99-103 (.490)

HAWKS INFO

2013-14 SEASON:

Regular Season	38-44 (4th, Southeast Division)
Playoffs	Lost to Indiana (3-4)

2013-14 BUCKS VS. HAWKS:

Date	Location	Result	Final
01/25/14	at Milwaukee	L	87-112
03/13/14	at Atlanta	L	97-102
04/16/14	at Milwaukee	L	103-111

HISTORY:

All-Time NBA Record	2,542-2,600 (.494)
NBA Titles	1 (1958)

TIMELINE:

Founded in 1949-50	Tri-Cities Blackhawks
1951-52	Milwaukee Hawks
1955-56	St. Louis Hawks
1968-69	Atlanta Hawks

TEAM INFO:

Team Colors	Red, White and Blue
Home Court	Philips Arena (18,371)

BUCKS VS. HAWKS SERIES INFO:

Current Streak	Lost 7 ... 02/23/13 - 04/16/14
Current Home Streak	Lost 4 ... 02/23/13 - 04/16/14
Current Road Streak	Lost 5 ... 03/15/11 - 03/13/14

Largest Winning Margin	36 - at Atlanta, 02/14/71 (124-88)
Largest Losing Margin	39 - at Atlanta, 01/15/87 (91-130)

Last Home Win	03/27/12 (108-101)
Last Road Win	11/10/10 (108-91)
Last Home Loss	04/16/14 (103-111)
Last Road Loss	03/13/14 (97-102)

BOSTON CELTICS

226 Causeway St., 4th Floor
Boston, MA 02114
(617) 854-8000
Celtics.com

2014-15 MATCHUPS

Date	Location	Time (CT)	Final
02/07/15	Milwaukee	7:30 p.m.	_____
04/03/15	Boston	6:30 p.m.	_____
04/15/15	Milwaukee	7:00 p.m.	_____

DIRECTORY

Managing Partner, Governor & CEO	Wyc Grousbeck
President	Rich Gotham
President of Basketball Operations	Danny Ainge
Head Coach	Brad Stevens
Assistant Coaches	Jay Larranaga, Walter McCarty, Micah Shrewsberry,
.....	Jamie Young, Darren Erman
Athletic Trainer	Ed Lacerte
Vice President, Media Services/Alumni Relations	Jeff Twiss
Senior Director of Public Relations	Heather Walker
Media Services Manager	Brian Olive
Communications Coordinator	Taylor Kielpinski-Rogers



Head Coach
BRAD STEVENS

BUCKS VS. CELTICS

Season	Home	Road	Total
1968-69	1-2	0-3	1-5
1969-70	3-1	3-0	6-1
1970-71	2-0	3-0	5-0
1971-72	2-1	1-1	3-2
1972-73	1-1	1-1	2-2
1973-74	1-1	1-1	2-2
1974-75	0-2	0-2	0-4
1975-76	1-1	1-1	2-2
1976-77	1-1	0-2	1-3
1977-78	0-2	1-1	1-3
1978-79	2-0	1-1	3-1
1979-80	0-1	0-1	0-2
1980-81	2-1	1-2	3-3
1981-82	3-0	0-3	3-3
1982-83	2-1	1-2	3-3
1983-84	1-2	0-3	1-5
1984-85	2-0	2-1	4-1
1985-86	0-3	0-2	0-5
1986-87	3-0	0-3	3-3
1987-88	3-0	0-3	3-3
1988-89	2-0	0-2	2-2
1989-90	1-1	1-1	2-2
1990-91	2-0	0-2	2-2
1991-92	2-0	0-2	2-2
1992-93	1-1	1-1	2-2
1993-94	1-1	0-2	1-3
1994-95	2-0	1-1	3-1
1995-96	0-2	1-1	1-3
1996-97	2-0	1-1	3-1
1997-98	1-1	1-1	2-2
1998-99	1-0	2-0	3-0
1999-00	1-0	1-1	2-1
2000-01	2-0	1-1	3-1
2001-02	2-0	1-1	3-1
2002-03	1-1	1-0	2-1
2003-04	2-0	1-1	3-1
2004-05	1-1	0-2	1-3
2005-06	1-0	2-0	3-0
2006-07	1-1	1-1	2-2
2007-08	0-2	0-2	0-4
2008-09	1-1	0-1	1-2
2009-10	1-1	1-1	2-2
2010-11	0-1	0-2	0-3
2011-12	0-1	0-2	0-3
2012-13	1-1	2-0	3-1
2013-14	1-1	1-1	2-2
TOTALS	60-37 [.619]	36-63 [.364]	96-100 [.490]

CELTICS INFO

2013-14 SEASON:

Regular Season	25-57 (4th, Atlantic Division)
Playoffs	Did Not Qualify

2013-14 BUCKS VS. CELTICS:

Date	Location	Result	Final
11/01/13	Boston	W	105-98
11/30/13	Milwaukee	W	92-85
12/03/13	Boston	L	100-108
02/10/14	Milwaukee	L	86-102

HISTORY:

All-Time NBA Record	3,133-2,181 (.590)
NBA Titles	17 (1957, 1959-66, 1968-69, 1974, 1976, 1984, 1986, 2008)

TIMELINE:

Founded in 1946-47	Boston Celtics
--------------------	----------------

TEAM INFO:

Team Colors	Green, Gold, Black, Brown, Beige and White
Home Court	TD Garden (18,624)

BUCKS VS. CELTICS SERIES INFO:

Current Streak	Lost 2 ... 12/03/13 - 02/10/14
Current Home Streak	Lost 1 ... 02/10/14
Current Road Streak	Lost 1 ... 12/03/13
Largest Winning Margin	36 - at Milwaukee, 11/07/92 (124-88)
Largest Losing Margin	36 - at Boston, 02/26/88 (96-132)
Last Home Win	11/30/13 (92-85)
Last Road Win	11/01/13 (105-98)
Last Home Loss	02/10/14 (86-102)
Last Road Loss	12/03/13 (100-108)

GENERAL
INFO

FRONT
OFFICE

PLAYERS

2013-14
SEASON

STATS &
RECORDS

HISTORY

NBA

OPPONENTS

MEDIA



DIRECTORY

Principal Owner	Mikhail Prokhorov
Chairman of the Board of Directors	Dmitry Razumov
President, ONEXIM Sports and Entertainment Holding USA, Inc.	Irina Pavlova
CEO, Brooklyn Nets and Barclays Center	Brett D. Yorkmark
General Manager	Billy King
Assistant General Managers	Bobby Marks, Frank Zanin
Head Coach	Lionel Hollins
Assistant Coaches	Paul Westphal, Tony Brown, Joe Wolf, John Welch, Jay Humphries
Athletic Trainer	Tim Walsh
Vice President, Public Relations	Gary Sussman
Senior Director, Public Relations	Aaron Harris
Manager, Public Relations	Eli Pearlstein



Head Coach
LIONEL HOLLINS

2014-15 MATCHUPS

Date	Location	Time (CT)	Final
11/19/14	Brooklyn	6:30 p.m.	_____
02/09/15	Milwaukee	7:00 p.m.	_____
03/20/15	Brooklyn	6:30 p.m.	_____
04/12/15	Milwaukee	2:00 p.m.	_____

BUCKS VS. NETS

Season	Home	Road	Total
1976-77	1-1	2-0	3-1
1977-78	2-0	1-1	3-1
1978-79	2-0	0-2	2-2
1979-80	0-1	1-0	1-1
1980-81	3-0	2-1	5-1
1981-82	1-1	3-0	4-1
1982-83	2-1	1-1	3-2
1983-84	2-1	2-1	4-2
1984-85	3-0	0-3	3-3
1985-86	3-0	1-2	4-2
1986-87	3-0	1-2	4-2
1987-88	2-0	1-2	3-2
1988-89	2-1	2-0	4-1
1989-90	2-0	2-0	4-0
1990-91	2-0	0-2	2-2
1991-92	0-2	0-2	0-4
1992-93	0-2	0-2	0-4
1993-94	0-2	1-1	1-3
1994-95	2-0	0-2	2-2
1995-96	0-2	1-1	1-3
1996-97	2-0	0-1	2-1
1997-98	0-2	0-2	0-4
1998-99	1-0	1-1	2-1
1999-00	1-1	0-2	1-3
2000-01	2-0	2-0	4-0
2001-02	1-0	0-2	1-2
2002-03	1-1	1-1	2-2
2003-04	2-0	1-1	3-1
2004-05	2-0	0-1	2-1
2005-06	0-2	1-1	1-3
2006-07	1-0	0-2	1-2
2007-08	0-2	0-2	0-4
2008-09	1-1	1-1	2-2
2009-10	2-0	2-0	4-0
2010-11	2-0	1-0	3-0
2011-12	1-0	2-0	3-0
2012-13	1-1	1-1	2-2
2013-14	0-2	0-1	0-3
TOTALS	52-26 (.667)	34-44 (.436)	86-70 (.551)

NETS INFO

2013-14 SEASON:

Regular Season	44-38 (2nd, Atlantic Division)
Playoffs	Beat Toronto (4-3) Lost to Miami (1-4)

2013-14 BUCKS VS. NETS:

Date	Location	Result	Final
12/07-13	Milwaukee	L	82-90
12/27/13	Brooklyn	L	93-104
03/01/14	Milwaukee	L	98-107

HISTORY:

All-Time NBA Record	1,301-1,767 (.424)
NBA Titles	None

TIMELINE:

Founded in 1967-68	New Jersey Americans
1968-69	New York Nets
1976-77	Entered NBA
1977-78	New Jersey Nets
2012-13	Brooklyn Nets

TEAM INFO:

Team Colors	Black and White
Home Court	Barclays Center (17,732)

BUCKS VS. NETS SERIES INFO:

Current Streak	Lost 5 ... 02/19/13 - 03/01/14
Current Home Streak	Lost 3 ... 02/20/13 - 03/01/14
Current Road Streak	Lost 2 ... 02/19/13 - 12/27/13

Largest Winning Margin	41 - at Milwaukee, 02/14/89 (132-91)
Largest Losing Margin	35 - at NJ, 04/23/94 (100-135)

Last Home Win	12/26/12 (108-93)
Last Road Win	12/09/12 (97-88)
Last Home Loss	03/01/14 (98-107)
Last Road Loss	12/27/13 (93-104)

333 E. Trade St.
Charlotte, NC 28202
(704) 688-8600
Hornets.com

DIRECTORY

Chairman.....	Michael Jordan
Vice Chairman.....	Curtis Polk
President & COO.....	Fred Whitfield
General Manager.....	Rich Cho
Assistant General Manager.....	Chad Buchanan
Head Coach.....	Steve Clifford
Associate Head Coach.....	Patrick Ewing
Assistant Coaches.....	Stephen Silas, Mark Price, Bob Weiss
.....	Pat Delany, Steve Hetzel
Head Athletic Trainer.....	Steve Stricker
Vice President, Communications.....	Mike Cristaldi
Director of Communications.....	Josh Rosen
Coordinator of Communications.....	Jerome Hubbard



Head Coach
STEVE CLIFFORD

2014-15 MATCHUPS

Date	Location	Time (CT)	Final
10/29/14	Charlotte	6:00 p.m.	_____
12/23/14	Milwaukee	7:00 p.m.	_____
12/29/14	Charlotte	6:00 p.m.	_____

BUCKS VS. HORNETS

Season	Home	Road	Total
1988-89	2-0	2-0	4-0
1889-90	1-0	1-0	2-0
1990-91	1-1	2-1	3-2
1991-92	2-1	1-1	3-2
1992-93	1-1	0-2	1-3
1993-94	1-1	1-2	2-3
1994-95	1-2	0-2	1-4
1995-96	0-2	1-1	1-3
1996-97	1-1	1-1	2-2
1997-98	1-1	0-2	1-3
1998-99	0-2	2-0	2-2
1999-00	1-1	0-2	1-3
2000-01	0-2	1-1	1-3
2001-02	1-1	1-1	2-2
2004-05	2-0	2-0	4-0
2005-06	2-0	1-0	3-0
2006-07	1-1	1-1	2-2
2007-08	1-0	1-1	2-1
2008-09	2-0	1-1	3-1
2009-10	2-0	0-2	2-2
2010-11	2-0	0-1	2-1
2011-12	1-0	1-1	2-1
2012-13	2-0	0-2	2-2
2013-14	0-2	0-2	0-4
TOTALS	28-19 (.596)	20-27 (.426)	48-46 (.511)

HORNETS INFO

2013-14 SEASON:

Regular Season	43-39 (3rd, Southeast Division)
Playoffs	Lost to Miami (0-4)

2013-14 BUCKS VS. HORNETS:

Date	Location	Result	Final
11/23/13	Milwaukee	L	72-96
11/29/13	Charlotte	L	76-92
12/23/13	Charlotte	L	110-111 (OT)
03/16/14	Milwaukee	L	92-101

HISTORY:

All-Time NBA Record	835-1,085 (.435)
NBA Titles	None

TIMELINE:

Founded in 1988-98	Charlotte Hornets
2002-03 thru 2003-04	N/A
2004-05	Charlotte Bobcats
2014-15	Charlotte Hornets

TEAM INFO:

Team Colors	Hornets Purple, Teal and Gray
Home Court	Time Warner Cable Arena (19,077)

BUCKS VS. HORNETS SERIES INFO:

Current Streak	Lost 5 ... 04/13/13 - 03/16/14
Current Home Streak	Lost 2 ... 11/23/13 - 03/16/14
Current Road Streak	Lost 4 ... 11/19/12 - 12/23/13

Largest Winning Margin	29 - at Milwaukee, 04/01/13 (131-102)
Largest Losing Margin	24 - at Milwaukee, 11/23/13 (72-96)

Last Home Win	04/01/13 (131-102)
Last Road Win	03/23/12 (112-92)
Last Home Loss	03/16/14 (92-101)
Last Road Loss	12/23/13 (110-111 OT)

CHICAGO BULLS

1901 W. Madison St.
Chicago, IL 60612
(312) 455-4000
Bulls.com

DIRECTORY

Chairman	Jerry Reinsdorf
President and Chief Operating Officer	Michael Reinsdorf
Executive Vice President-Basketball Operations	John Paxson
Executive Vice President-Business Operations	Steve Schanwald
General Manager	Gar Forman
Head Coach	Tom Thibodeau
Assistant Coaches	Andy Greer, Adrian Griffin, Ed Pinckney, Mike Wilhelm
Assistant General Managers	Randy Brown, Brian Hagen
Director of Sports Performance	Jennifer Swanson
Head Athletic Trainer	Fred Tedeschi
Senior Director of Public & Media Relations	Tim Hallam
Director of Public & Media Relations	Sebrina Brewster
Senior Manager of Public & Media Relations	Matt Yob
Manager of Public & Media Relations	Shaun Hickombottom



Head Coach
TOM THIBODEAU

2014-15 MATCHUPS

Date	Location	Time (CT)	Final
11/05/14	Milwaukee	7:00 p.m.	_____
01/10/15	Chicago	7:00 p.m.	_____
02/23/15	Chicago	7:00 p.m.	_____
04/01/15	Milwaukee	7:00 p.m.	_____

BUCKS VS. BULLS

Season	Home	Road	Total
1968-69	0-3	1-2	1-5
1969-70	1-2	1-2	2-4
1970-71	3-0	2-1	5-1
1971-72	3-0	1-2	4-2
1972-73	3-0	1-2	4-2
1973-74	1-2	2-1	3-3
1974-75	3-1	2-2	5-3
1975-76	2-2	2-1	4-3
1976-77	1-1	0-2	1-3
1977-78	2-0	1-1	3-1
1978-79	2-0	1-1	3-1
1979-80	3-0	2-1	5-1
1980-81	2-1	1-2	3-3
1981-82	2-1	3-0	5-1
1982-83	2-1	3-0	5-1
1983-84	2-1	2-1	4-2
1984-85	3-0	0-3	3-3
1985-86	3-0	2-1	5-1
1986-87	1-2	1-2	2-4
1987-88	0-3	1-2	1-5
1988-89	0-3	0-3	0-6
1989-90	1-2	0-2	1-4
1990-91	1-1	0-3	2-3
1991-92	2-1	0-2	2-3
1992-93	1-1	0-3	1-4
1993-94	0-2	0-2	0-4
1994-95	3-0	1-1	4-1
1995-96	0-2	0-2	0-4
1996-97	0-2	0-2	0-4
1997-98	0-2	0-2	0-4
1998-99	2-0	1-1	3-1
1999-00	2-0	1-1	3-1
2000-01	2-0	2-0	4-0
2001-02	2-0	0-2	2-2
2002-03	2-0	0-2	2-2
2003-04	2-0	1-1	3-1
2004-05	2-0	0-2	2-2
2005-06	1-1	1-1	2-2
2006-07	0-2	0-2	0-4
2007-08	1-1	0-2	1-3
2008-09	1-1	0-2	1-3
2009-10	2-0	1-1	3-1
2010-11	0-2	0-2	0-4
2011-12	0-2	0-2	0-4
2012-13	0-2	2-0	2-2
2013-14	0-2	1-1	1-3
TOTALS	66-49 (.574)	40-73 (.354)	106-122 (.465)

BULLS INFO

2013-14 SEASON:

Regular Season	48-34 (2nd, Central Division)
Playoffs	Lost to Washington (1-4)

2013-14 BUCKS VS. BULLS:

Date	Location	Result	Final
12/10/13	Chicago	W	78-74
12/13/13	Milwaukee	L	90-91
01/10/14	Milwaukee	L	72-81
04/04/14	Chicago	L	90-102

HISTORY:

All-Time NBA Record	2,023-1,864 (.520)
NBA Titles	6 (1991-93, 1996-98)

TIMELINE:

Founded in 1966-67	Chicago Bulls
--------------------	---------------

TEAM INFO:

Team Colors	Red, White and Black
Home Court	United Center (20,917)

BUCKS VS. BULLS SERIES INFO:

Current Streak	Lost 3 ... 12/13/13 - 04/04/14
Current Home Streak	Lost 8 ... 02/26/11 - 01/10/14
Current Road Streak	Lost 1 ... 04/04/14
Largest Winning Margin	34 - at Milwaukee, 04/11/76 (111-77)
	34 - at Chicago, 01/02/01 (104-70)
Largest Losing Margin	33 - at Milwaukee, 03/30/84 (86-119)
Last Home Win	01/08/10 (96-93)
Last Road Win	12/10/13 (78-74)
Last Home Loss	01/10/14 (72-81)
Last Road Loss	04/04/14 (90-102)

CLEVELAND CAVALIERS


Quicken Loans Arena
One Center Court
Cleveland, OH 44115
(216) 420-2000
Cavs.com

2014-15 MATCHUPS

Date	Location	Time (CT)	Final
12/02/14	Cleveland	6:00 p.m.	_____
12/31/14	Cleveland	6:00 p.m.	_____
03/22/15	Milwaukee	2:00 p.m.	_____
04/08/15	Milwaukee	7:00 p.m.	_____

DIRECTORY

Majority Owner/Chairman	Dan Gilbert
Vice Chairman	Jeff Cohen, Nate Forbes
General Manager	David Griffin
Assistant General Manager	Trent Redden
Director of Pro Player Personnel	Koby Altman
Head Coach	David Blatt
Associate Head Coach	Tyrone Lue
Assistant Coaches	Jim Boylan, Larry Drew, James Posey, Bret Brielmaier
High Performance Director	Alex Moore
Head Athletic Trainer	Stephen Spiro
Senior Vice President, Communications/Broadcasting	Tad Carper
Director of Basketball Communications	B.J. Evans
Basketball Communications Manager	Jeff Schaefer
Sports Communications Coordinator	Cherrone Owens
Senior Director of Corporate Communications	Phyllis Salem



Head Coach
DAVID BLATT

BUCKS VS. CAVALIERS

Season	Home	Road	Total
1970-71	2-0	2-0	4-0
1971-72	2-0	2-0	4-0
1972-73	2-0	1-1	3-1
1973-74	2-0	2-0	4-0
1974-75	1-1	2-0	3-1
1975-76	0-2	0-2	0-4
1976-77	0-2	0-2	0-4
1977-78	1-1	0-2	1-3
1978-79	1-1	2-0	3-1
1979-80	1-0	1-0	2-0
1980-81	3-0	3-0	6-0
1981-82	3-0	3-0	6-0
1982-83	3-0	2-1	5-1
1983-84	2-1	3-0	5-1
1984-85	3-0	2-1	5-1
1985-86	2-1	3-0	5-1
1986-87	3-0	2-1	5-1
1987-88	3-0	1-2	4-2
1988-89	2-1	1-2	3-3
1989-90	1-2	1-1	2-3
1990-91	2-0	1-2	3-2
1991-92	1-1	0-2	1-3
1992-93	1-2	0-2	1-4
1993-94	1-1	1-2	2-3
1994-95	0-2	0-2	0-4
1995-96	0-2	0-2	0-4
1996-97	1-1	1-1	2-2
1997-98	1-1	1-1	2-2
1998-99	2-0	0-1	2-1
1999-00	2-0	1-1	3-1
2000-01	2-0	1-1	3-1
2001-02	0-2	1-1	1-3
2002-03	2-0	2-0	4-0
2003-04	2-0	0-2	2-2
2004-05	2-0	0-2	2-2
2005-06	1-1	0-2	1-3
2006-07	0-2	0-2	0-4
2007-08	2-0	1-1	3-1
2008-09	0-2	0-2	0-4
2009-10	1-1	0-2	1-3
2010-11	2-0	1-1	3-1
2011-12	2-0	2-0	4-0
2012-13	1-1	1-1	2-2
2013-14	2-0	0-2	2-2
TOTALS	67-31 (.684)	47-50 (.485)	114-81 (.585)

CAVALIERS INFO

2013-14 SEASON:

Regular Season	33-49 (3rd, Central Division)
Playoffs	Did Not Qualify

2013-14 BUCKS VS. CAVALIERS:

Date	Location	Result	Final
11/06/13	Milwaukee	W	109-104
12/20/13	Cleveland	L	110-114 (OT)
01/24/14	Cleveland	L	78-93
04/11/14	Milwaukee	W	119-116

HISTORY:

All-Time NBA Record	1,618-1,942 (.454)
NBA Titles	None

TIMELINE:

Founded in 1970-71	Cleveland Cavaliers
--------------------	---------------------

TEAM INFO:

Team Colors	Wine and Gold
Home Court	Quicken Loans Arena (20,562)

BUCKS VS. CAVALIERS SERIES INFO:

Current Streak	Won 1 ... 04/11/14
Current Home Streak	Won 2 ... 11/06/13 - 04/11/14
Current Road Streak	Lost 3 ... 01/25/13 - 01/24/14
Largest Winning Margin	45 - at Milwaukee, 01/02/71 (118-73)
Largest Losing Margin	43 - at Cleveland, 01/24/76 (89-132)
Last Home Win	04/11/14 (119-116)
Last Road Win	12/14/12 (90-86)
Last Home Loss	12/22/12 (82-94)
Last Road Loss	01/24/14 (78-93)

GENERAL
OFFICE

FRONT
OFFICE

PLAYERS

2013-14
SEASON

STATS &
RECORDS

HISTORY

NBA

OPPONENTS

MEDIA

DALLAS MAVERICKS

2500 Victory Ave.
Dallas, TX 75219
(214) 665-4660
Mavs.com

2014-15 MATCHUPS

Date	Location	Time (CT)	Final
12/03/14	Milwaukee	7:00 p.m.	_____
12/07/14	Dallas	6:30 p.m.	_____

DIRECTORY

Owner	Mark Cuban
President & CEO	Terdema Ussery
President of Basketball Operations/GM	Donn Nelson
Head Coach	Rick Carlisle
Assistant Coaches	Monte Mathis, Kaleb Canales, Jamahl Mosley, Darrell Armstrong
Assistant General Manager	Keith Grant
Head Athletic Trainer	Casey Smith
Director of Basketball Communications	Sarah Melton
Basketball Communications Manager	Scott Tomlin
Basketball Communications Coordinator	Alan Rakowski



Head Coach
RICK CARLISLE

BUCKS VS. MAVERICKS

Season	Home	Road	Total
1980-81	1-0	1-0	2-0
1981-82	1-0	0-1	1-1
1982-83	1-0	1-0	2-0
1983-84	1-0	1-0	2-0
1984-85	1-0	0-1	1-1
1985-86	1-0	1-0	2-0
1986-87	0-1	0-1	0-2
1987-88	0-1	0-1	0-2
1988-89	1-0	1-0	2-0
1989-90	1-0	0-1	1-1
1990-91	1-0	0-1	1-1
1991-92	1-0	0-1	1-1
1992-93	1-0	1-0	2-0
1993-94	1-0	1-0	2-0
1994-95	1-0	0-1	1-1
1995-96	1-0	0-1	1-1
1996-97	1-0	1-0	2-0
1997-98	1-0	1-0	2-0
1998-99	0-0	0-0	0-0
1999-00	1-0	1-0	2-0
2000-01	1-0	0-1	1-1
2001-02	0-1	0-1	0-2
2002-03	1-0	1-0	2-0
2003-04	1-0	0-1	1-1
2004-05	0-1	0-1	0-2
2005-06	1-0	0-1	1-1
2006-07	0-1	0-1	0-2
2007-08	1-0	0-1	1-1
2008-09	1-0	0-1	1-1
2009-10	0-1	0-1	0-2
2010-11	1-0	1-0	2-0
2011-12	0-0	0-1	0-1
2012-13	0-1	1-0	1-1
2013-14	0-1	0-1	0-2
TOTALS	24-8 (.750)	13-20 (.394)	37-28 (.569)

MAVERICKS INFO

2013-14 SEASON:

Regular Season	49-33 (4th, Southwest Division)
Playoffs	Lost to San Antonio (3-4)

2013-14 BUCKS VS. MAVERICKS:

Date	Location	Result	Final
11/09/13	Milwaukee	L	83-91
12/14/13	Dallas	L	93-106

HISTORY:

All-Time NBA Record	1,390-1,350 (.507)
NBA Titles	1 (2011)

TIMELINE:

Founded in 1980-81	Dallas Mavericks
--------------------	------------------

TEAM INFO:

Team Colors	Blue, Black and Silver
Home Court	American Airlines Center (19,200)

BUCKS VS. MAVERICKS SERIES INFO:

Current Streak	Lost 3 ... 03/12/13 - 12/14/13
Current Home Streak	Lost 2 ... 03/12/13 - 11/09/13
Current Road Streak	Lost 1 ... 12/14/13
Largest Winning Margin	34 - at Milwaukee, 03/02/93 (120-86)
Largest Losing Margin	26 - at Dallas, 01/13/12 (76-102)
Last Home Win	01/01/11 (99-87)
Last Road Win	02/26/13 (95-90)
Last Home Loss	11/09/13 (83-91)
Last Road Loss	12/14/13 (93-106)



1000 Chopper Place
Denver, CO 80204
(303) 405-1100
Nuggets.com

2014-15 MATCHUPS

Date	Location	Time (CT)	Final
02/20/15	Milwaukee	7:30 p.m.	_____
03/03/15	Denver	8:00 p.m.	_____

DIRECTORY

Owner	E. Stanley Kroenke
President & Governor	Josh Kroenke
GM & Executive Vice President of Basketball Operations	Tim Connelly
Head Coach	Brian Shaw
Assistant Coaches	Lester Conner, Melvin Hunt, Patrick Mutombo
Assistant Coach/Player Development	Noel Gillespie
Head Athletic Trainer	Chris Farr
Director of Media Relations	Dan Shimensky
Media Relations Manager	Tim Gelt
Media Relations Coordinator	Nick O'Hayre
Communications Specialist	Cody Wise
	Aaron Lopez



Head Coach
BRIAN SHAW

BUCKS VS. NUGGETS

Season	Home	Road	Total
1976-77	1-1	0-2	1-3
1977-78	1-1	0-2	1-3
1978-79	2-0	0-2	2-2
1979-80	2-1	1-2	3-3
1980-81	1-0	0-1	1-1
1981-82	0-1	1-0	1-1
1982-83	0-1	0-1	0-2
1983-84	1-0	0-1	1-1
1984-85	1-0	0-1	1-1
1985-86	0-1	0-1	0-2
1986-87	1-0	0-1	1-1
1987-88	1-0	0-1	1-1
1988-89	1-0	1-0	2-0
1989-90	1-0	0-1	1-1
1990-91	0-1	1-0	1-1
1991-92	1-0	0-1	1-1
1992-93	1-0	0-1	1-1
1993-94	0-1	0-1	0-2
1994-95	0-1	0-1	0-2
1995-96	1-0	0-1	1-1
1996-97	1-0	0-1	1-1
1997-98	1-0	1-0	2-0
1998-99	0-0	0-1	0-1
1999-00	0-1	0-1	0-2
2000-01	1-0	0-1	1-1
2001-02	1-0	1-0	2-0
2002-03	1-0	0-1	1-1
2003-04	0-1	0-1	0-2
2004-05	0-1	0-1	0-2
2005-06	0-1	1-0	1-1
2006-07	0-1	0-1	0-2
2007-08	1-0	0-1	1-1
2008-09	1-0	0-1	1-1
2009-10	1-0	1-0	2-0
2010-11	0-1	0-1	0-2
2011-12	0-1	0-1	0-2
2012-13	0-1	0-1	0-2
2013-14	0-1	0-1	0-2

TOTALS	24-18 (.571)	8-35 (.186)	32-53 (.376)
---------------	------------------------	-----------------------	------------------------

NUGGETS INFO

2013-14 SEASON:

Regular Season	36-46 (4th, Northwest Division)
Playoffs	Did Not Qualify

2013-14 BUCKS VS. NUGGETS:

Date	Location	Result	Final
02/05/14	Denver	L	100-110
02/20/14	Milwaukee	L	90-101

HISTORY:

All-Time NBA Record	1,500-1,568 (.489)
NBA Titles	None

TIMELINE:

Founded in 1967-68	Denver Rockets
1974-75	Denver Nuggets
1976	Entered the NBA

TEAM INFO:

Team Colors	Dark Blue, Light Blue, Gold
Home Court	Pepsi Center (19,155)

BUCKS VS. NUGGETS SERIES INFO:

Current Streak	Lost 8 ... 12/01/10 - 02/20/14
Current Home Streak	Lost 4 ... 02/16/11 - 02/20/14
Current Road Streak	Lost 4 ... 12/01/10 - 02/05/14

Largest Winning Margin	48 - at Milwaukee, 03/27/80 (143-95)
Largest Losing Margin	23 - at Denver, 02/02/00 (112-135)

Last Home Win	11/11/09 (108-102)
Last Road Win	03/20/10 (102-97)
Last Home Loss	02/20/14 (90-101)
Last Road Loss	02/05/14 (100-110)

GENERAL
INFO

FRONT
OFFICE

PLAYERS

2013-14
SEASON

STATS &
RECORDS

HISTORY

NBA

OPPONENTS

MEDIA



6 Championship Drive
Auburn Hills, MI 48326
(248) 377-0100
Pistons.com

DIRECTORY

Principal Owner Tom Gores
President & CEO, Palace Sports & Entertainment/Pistons Dennis Mannion
President of Basketball Operations/Head Coach Stan Van Gundy
General Manager Jeff Bower
Assistant General Managers Ken Catanella, Jeff Nix, Brian Wright
Assistant Coaches Bob Beyer, Brendan Malone, Malik Allen, Tim Hardaway, Charles Klask
Director of Sports Medicine/Head Athletic Trainer Jon Ishop
Strength & Conditioning Coach Anthony Harvey
Vice President, Public Relations Kevin Grigg
Director, Public Relations Cletus Lewis
Public Relations Coordinators Michelle Fikany, Michael Horan



Head Coach
STAN VAN GUNDY

2014-15 MATCHUPS

Date	Location	Time (CT)	Final
11/07/14	Detroit	6:30 p.m.	_____
11/25/14	Milwaukee	7:00 p.m.	_____
11/28/14	Detroit	6:30 p.m.	_____
01/24/15	Milwaukee	6:30 p.m.	_____

BUCKS VS. PISTONS

Season	Home	Road	Total
1968-69	2-1	2-1	4-2
1969-70	3-0	3-1	6-1
1970-71	3-0	2-1	5-1
1971-72	3-0	2-1	5-1
1972-73	3-1	2-1	5-2
1973-74	2-1	2-2	4-3
1974-75	4-1	2-2	6-3
1975-76	2-1	2-2	4-3
1976-77	1-1	0-2	1-3
1977-78	1-1	1-1	2-2
1978-79	1-1	0-1	1-2
1979-80	1-0	0-1	1-1
1980-81	2-1	3-0	5-1
1981-82	2-1	2-1	4-2
1982-83	3-0	0-3	3-3
1983-84	2-1	0-2	2-3
1984-85	2-1	1-2	3-3
1985-86	3-0	1-2	4-2
1986-87	2-1	1-2	3-3
1987-88	2-1	0-3	2-4
1988-89	3-0	1-2	4-2
1989-90	0-2	2-1	2-3
1990-91	2-1	1-1	3-2
1991-92	1-1	1-2	2-3
1992-93	0-2	2-0	2-2
1993-94	3-0	1-1	4-1
1994-95	2-0	1-2	3-2
1995-96	2-0	0-2	2-2
1996-97	0-2	1-1	1-3
1997-98	2-0	0-2	2-2
1998-99	1-1	0-1	1-2
1999-00	1-1	0-2	1-3
2000-01	1-1	2-0	3-1
2001-02	1-1	1-1	2-2
2002-03	2-0	1-1	3-1
2003-04	1-1	0-2	1-3
2004-05	2-0	0-2	2-2
2005-06	1-1	0-2	1-3
2006-07	0-2	1-1	1-3
2007-08	1-1	0-2	1-3
2008-09	0-2	1-1	1-3
2009-10	1-1	1-1	2-2
2010-11	1-1	0-2	1-3
2011-12	2-0	1-1	3-1
2012-13	0-2	1-1	1-3
2013-14	1-1	0-2	1-3
TOTALS	75-38 (.664)	45-67 (.402)	120-105 (.533)

PISTONS INFO

2013-14 SEASON:

Regular Season 29-53 (4th, Central Division)
Playoffs Did Not Qualify

2013-14 BUCKS VS. PISTONS:

Date	Location	Result	Final
11/25/13	Detroit	L	94-113
12/04/13	Milwaukee	L	98-105
01/22/14	Milwaukee	W	104-101
03/31/14	Detroit	L	111-116

HISTORY:

All-Time NBA Record 2,540-2,664 (.488)
NBA Titles 3 (1989, 1990, 2004)

TIMELINE:

Founded in 1948-49 Fort Wayne Pistons
1957-58 Detroit Pistons

TEAM INFO:

Team Colors Red, White and Blue
Home Court The Palace of Auburn Hills (21,165)

BUCKS VS. PISTONS SERIES INFO:

Current Streak Lost 1 ... 03/31/14
Current Home Streak Won 1 ... 01/22/14
Current Road Streak Lost 2 ... 11/25/13 - 03/31/14

Largest Winning Margin 59 - at Milwaukee, 12/26/78 (143-84)
Largest Losing Margin 45 - at Detroit, 12/31/07 (69-114)

Last Home Win 01/22/14 (104-101)
Last Road Win 01/29/13 (117-90)
Last Home Loss 12/04/13 (98-105)
Last Road Loss 03/31/14 (111-116)

1011 Broadway
Oakland, CA 94607
(510) 986-2200
Warriors.com

DIRECTORY

Co-Executive Chairman, CEO & Governor	Joe Lacob
Co-Executive Chairman	Peter Guber
President & Chief Operating Officer	Rick Welts
General Manager	Bob Myers
Head Coach	Steve Kerr
Associate Head Coach	Alvin Gentry
Assistant Coaches	Ron Adams, Luke Walton
Assistant Coaches/Player Development	Jarron Collins, Bruce Fraser
Head Athletic Trainer	JoHan Wang
Vice President, Communications	Raymond Ridder
Senior Director, Public Relations	Dan Martinez
Manager, Public Relations	Brett Winkler
Assistants Public Relations	Matt de Nesnera
Director, Corporate Communications	Lisa Goodwin

BUCKS VS. WARRIORS

Season	Home	Road	Total
1968-69	2-1	1-2	3-3
1969-70	3-0	1-2	4-2
1970-71	3-0	3-0	6-0
1971-72	1-1	1-1	2-2
1972-73	3-0	2-1	5-1
1973-74	1-2	2-1	3-3
1974-75	1-1	0-2	1-3
1975-76	0-2	0-3	0-5
1976-77	2-0	1-1	3-1
1977-78	1-1	1-1	2-2
1978-79	2-0	0-2	2-2
1979-80	3-0	3-0	6-0
1980-81	0-1	1-0	1-1
1981-82	0-1	0-1	0-2
1982-83	1-0	0-1	1-1
1983-84	1-0	1-0	2-0
1984-85	1-0	1-0	2-0
1985-86	1-0	1-0	2-0
1986-87	1-0	1-0	2-0
1987-88	1-0	1-0	2-0
1988-89	1-0	1-0	2-0
1989-90	1-0	0-1	1-1
1990-91	1-0	0-1	1-1
1991-92	0-1	0-1	0-2
1992-93	1-0	0-1	1-1
1993-94	0-1	0-1	0-2
1994-95	1-0	1-0	2-0
1995-96	1-0	0-1	1-1
1996-97	1-0	0-1	1-1
1997-98	1-0	1-0	2-0
1998-99	1-0	0-0	1-0
1999-00	0-1	1-0	1-1
2000-01	1-0	1-0	2-0
2001-02	1-0	1-0	2-0
2002-03	1-0	1-0	2-0
2003-04	1-0	0-1	1-1
2004-05	0-1	0-1	0-2
2005-06	0-1	1-0	1-1
2006-07	1-0	1-0	2-0
2007-08	0-1	0-1	0-2
2008-09	1-0	0-1	1-1
2009-10	1-0	1-0	2-0
2010-11	1-0	0-1	1-1
2011-12	0-0	1-0	1-0
2012-13	1-0	1-0	2-0
2013-14	0-1	0-1	0-2
TOTALS	46-17 (.730)	33-31 (.516)	79-48 (.622)

2014-15 MATCHUPS

Date	Location	Time (CT)	Final
03/04/15	Golden State	9:30 p.m.	_____
03/28/15	Milwaukee	7:30 p.m.	_____



Head Coach
STEVE KERR

WARRIORS INFO

2013-14 SEASON:

Regular Season	51-31 (2nd, Pacific Division)
Playoffs	Lost to L.A. Clippers (3-4)

2013-14 BUCKS VS. WARRIORS:

Date	Location	Result	Final
01/07/14	Milwaukee	L	80-101
03/20/14	Golden State	L	110-115

HISTORY:

All-Time NBA Record	2,450-2,860 (.461)
NBA Titles	3 (1947, 1956, 1975)

TIMELINE:

Founded in 1946-47	Philadelphia Warriors
1962-63	San Francisco Warriors
1971-72	Golden State Warriors

TEAM INFO:

Team Colors	Royal Blue, Golden Yellow
Home Court	Oracle Arena (19,596)

BUCKS VS. WARRIORS SERIES INFO:

Current Streak	Lost 2 ... 01/07/14 - 03/20/14
Current Home Streak	Lost 1 ... 01/07/14
Current Road Streak	Lost 1 ... 03/20/14

Largest Winning Margin	33 - at Milwaukee, 12/08/72 (124-91)
Largest Losing Margin	37 - at Golden St., 12/20/75 (87-124)

Last Home Win	01/26/13 (109-102)
Last Road Win	03/09/13 (103-93)
Last Home Loss	01/07/14 (80-101)
Last Road Loss	03/20/14 (110-115)

HOUSTON ROCKETS

Toyota Center
1510 Polk St.
Houston, TX 77002
(713) 758-7200
Rockets.com

DIRECTORY

Owner	Leslie Alexander
Chief Executive Officer	Tad Brown
General Manager	Daryl Morey
Head Coach	Kevin McHale
Assistant Coaches	J.B. Bickerstaff, Chris Finch, Greg Buckner
Vice President of Basketball Operations/Athletic Trainer	Keith Jones
Director of Media & Player Relations	Tracey Hughes
Media Relations Manager	Brian Travis
Media Relations Coordinator	Jenny Zehentner

2014-15 MATCHUPS

Date	Location	Time (CT)	Final
11/29/14	Milwaukee	8:00 p.m.	_____
02/06/15	Houston	7:00 p.m.	_____



Head Coach
KEVIN McHALE

BUCKS VS. ROCKETS

Season	Home	Road	Total
1968-69	3-0	1-2	4-2
1969-70	3-0	3-0	6-0
1970-71	2-0	2-1	4-1
1971-72	3-0	2-0	5-0
1972-73	1-1	2-0	3-1
1973-74	2-0	2-0	4-0
1974-75	1-1	0-2	1-3
1975-76	2-0	0-2	2-2
1976-77	1-1	0-2	1-3
1977-78	2-0	1-1	3-1
1978-79	2-0	0-2	2-2
1979-80	0-1	1-0	1-1
1980-81	1-0	1-0	2-0
1981-82	1-0	0-1	1-1
1982-83	1-0	1-0	2-0
1983-84	1-0	0-1	1-1
1984-85	1-0	1-0	2-0
1985-86	1-0	1-0	2-0
1986-87	1-0	1-0	2-0
1987-88	0-1	0-1	0-2
1988-89	1-0	0-1	1-1
1989-90	1-0	0-1	1-1
1990-91	0-1	0-1	0-2
1991-92	1-0	0-1	1-1
1992-93	1-0	0-1	1-1
1993-94	1-0	0-1	1-1
1994-95	0-1	1-0	1-1
1995-96	0-1	0-1	0-2
1996-97	0-1	1-0	1-1
1997-98	1-0	0-1	1-1
1998-99	0-0	0-0	0-0
1999-00	1-0	1-0	2-0
2000-01	0-1	0-1	0-2
2001-02	1-0	0-1	1-1
2002-03	1-0	0-1	1-1
2003-04	0-1	0-1	0-2
2004-05	1-0	0-1	1-1
2005-06	0-1	0-1	0-2
2006-07	0-1	0-1	0-2
2007-08	0-1	0-1	0-2
2008-09	1-0	0-1	1-1
2009-10	0-1	0-1	0-2
2010-11	1-0	0-1	1-1
2011-12	0-0	1-0	1-0
2012-13	0-1	1-0	1-1
2013-14	0-1	0-1	0-2
TOTALS	41-17 (.707)	24-35 (.407)	65-52 (.556)

ROCKETS INFO

2013-14 SEASON:

Regular Season	54-28 (2nd, Southwest Division)
Playoffs	Lost to Portland (2-4)

2013-14 BUCKS VS. ROCKETS:

Date	Location	Result	Final
01/18/14	Houston	L	104-114
02/08/14	Milwaukee	L	95-101

HISTORY:

All-Time NBA Record	1,955-1,851 (.514)
NBA Titles	2 (1994, 1995)

TIMELINE:

Founded in 1967-68	San Diego Rockets
1971-72	Houston Rockets

TEAM INFO:

Team Colors	Red, White and Silver
Home Court	Toyota Center (18,055)

BUCKS VS. ROCKETS SERIES INFO:

Current Streak	Lost 2 ... 01/18/14 - 02/08/14
Current Home Streak	Lost 2 ... 01/04/13 - 02/08/14
Current Road Streak	Lost 1 ... 01/18/14

Largest Winning Margin	39 - at Milwaukee, 02/20/02 (115-76)
Largest Losing Margin	28 - at Milwaukee, 11/16/95 (87-115) 28 - at Milwaukee, 02/17/10 (99-127)

Last Home Win	12/10/10 (97-91)
Last Road Win	02/27/13 (110-107)
Last Home Loss	02/08/14 (95-101)
Last Road Loss	01/18/14 (104-114)

INDIANA PACERS

125 S. Pennsylvania St.
Indianapolis, IN 46204
(317) 917-2500
Pacers.com

DIRECTORY

Owner, Chairman and Chief Executive Officer.....	Herbert Simon
President, Pacers Sports & Entertainment.....	Jim Morris
President of Basketball Operations.....	Larry Bird
Ex. VP of Basketball Operations/General Manager.....	Kevin Pritchard
Basketball Operations Consultant.....	Donnie Walsh
Head Coach.....	Frank Vogel
Associate Head Coach.....	Nate McMillan
Assistant Coaches.....	Dan Burke, Popeye Jones
Scout/Assistant Coach.....	Jimmy Powell
VP of Basketball Operations.....	Peter Dinwiddie
Head Athletic Trainer/Team Administrator.....	Josh Corbeil
Director/Indiana Pacers Media Relations.....	David Benner
Senior Public Information Manager.....	Krissy Myers
Media Relations Assistant.....	Wes Kaminski



Head Coach
FRANK VOGEL

BUCKS VS. PACERS

Season	Home	Road	Total
1976-77	1-1	1-1	2-2
1977-78	2-0	2-0	4-0
1978-79	1-1	1-1	2-2
1979-80	1-0	1-0	2-0
1980-81	2-1	2-1	4-2
1981-82	3-0	3-0	6-0
1982-83	3-0	2-1	5-1
1983-84	3-0	2-1	5-1
1984-85	3-0	2-1	5-1
1985-86	2-1	2-1	4-2
1986-87	3-0	1-2	4-2
1987-88	2-1	1-2	3-3
1988-89	2-1	2-1	4-2
1989-90	1-1	1-2	2-3
1990-91	3-0	0-2	3-2
1991-92	1-1	0-3	1-4
1992-93	2-1	1-1	3-2
1993-94	0-2	1-1	1-3
1994-95	1-1	1-2	2-3
1995-96	1-1	0-2	1-3
1996-97	1-1	1-1	2-2
1997-98	0-2	0-2	0-4
1998-99	0-1	0-2	0-3
1999-00	1-1	1-1	2-2
2000-01	2-0	0-2	2-2
2001-02	2-0	1-1	3-1
2002-03	1-1	0-2	1-3
2003-04	2-0	1-1	3-1
2004-05	1-1	1-1	2-2
2005-06	2-0	0-2	2-2
2006-07	0-2	0-2	0-4
2007-08	1-1	0-2	1-3
2008-09	2-0	0-2	2-2
2009-10	2-0	2-0	4-0
2010-11	1-1	1-1	2-2
2011-12	0-2	0-1	0-3
2012-13	2-0	0-2	2-2
2013-14	0-2	0-2	0-4
TOTALS	57-28 (.671)	34-52 (.395)	91-80 (.532)

2014-15 MATCHUPS

Date	Location	Time (CT)	Final
11/04/14	Indiana	6:00 p.m.	_____
01/02/15	Milwaukee	7:30 p.m.	_____
03/12/15	Indiana	6:00 p.m.	_____
03/26/15	Milwaukee	7:00 p.m.	_____

PACERS INFO

2013-14 SEASON:

Regular Season	56-26 (1st, Central Division)
Playoffs	Beat Atlanta (4-3)
	Beat Washington (4-2)
	Lost to Miami (2-4)

2013-14 BUCKS VS. PACERS:

Date	Location	Result	Final
11/15/13	Indiana	L	77-104
02/22/14	Milwaukee	L	100-110
02/27/14	Indiana	L	96-101
04/09/14	Milwaukee	L	102-104

HISTORY:

All-Time NBA Record	1,523-1,544 (.497)
NBA Titles	None (ABA Titles: 1970, 1972, 1973)

TIMELINE:

Founded in 1967-68	Indiana Pacers
1976-77	Entered the NBA

TEAM INFO:

Team Colors	Blue and Gold
Home Court	Bankers Life Fieldhouse (18,165)

BUCKS VS. PACERS SERIES INFO:

Current Streak	Lost 6 ... 01/05/13 - 04/09/14
Current Home Streak	Lost 2 ... 02/22/14 - 04/09/14
Current Road Streak	Lost 6 ... 04/01/11 - 02/27/14
Largest Winning Margin	33 - at Milwaukee, 04/20/91 (133-100)
Largest Losing Margin	33 - at Indiana, 03/31/04 (111-78)
Last Home Win	12/18/12 (98-93)
Last Road Win	11/05/10 (94-90)
Last Home Loss	04/14/12 (99-105)
Last Road Loss	03/22/13 (78-102)

GENERAL
OFFICE

FRONT
OFFICE

PLAYERS

2013-14
SEASON

STATS &
RECORDS

HISTORY

NBA

OPPONENTS

MEDIA

Los Angeles Clippers Training Center
6951 S. Centinela Ave.
Playa Vista, CA 90094
(310) 862-6000
Clippers.com

2014-15 MATCHUPS

Date	Location	Time (CT)	Final
12/13/14	Milwaukee	6:30 p.m.	_____
12/20/14	Los Angeles	9:30 p.m.	_____

DIRECTORY

Owner	Steve Ballmer
President, Business Operations	TBD
President, Basketball Operations & Head Coach	Glenn "Doc" Rivers
Vice President, Basketball Operations	Kevin Eastman
General Manager	Dave Wohl
Assistant Coaches	Mike Woodson, Sam Cassell, Armond Hill, Brenden O'Connor
Player Development	J.P. Clark, Dave Severns
Head Athletic Trainer	Jasen Powell
Vice President, Communications	Seth Burton
Director, Communications	Dennis Rogers
Assistant Directors, Communications	Ta'Nisha Cooper, Steven Esparza
Communications Assistant	Aubrey Freckman



Head Coach
GLENN "DOC" RIVERS

BUCKS VS. CLIPPERS

Season	Home	Road	Total
1970-71	2-0	2-0	4-0
1971-72	2-0	2-0	4-0
1972-73	2-0	2-0	4-0
1973-74	2-0	1-1	3-1
1974-75	2-0	1-1	3-1
1975-76	1-1	0-2	1-3
1976-77	1-1	0-2	1-3
1977-78	2-0	1-1	3-1
1978-79	1-1	0-2	1-3
1979-80	2-1	2-1	4-2
1980-81	1-0	1-0	2-0
1981-82	1-0	1-0	2-0
1982-83	1-0	1-0	2-0
1983-84	1-0	0-1	1-1
1984-85	1-0	1-0	2-0
1985-86	1-0	0-1	1-1
1986-87	1-0	1-0	2-0
1987-88	1-0	1-0	2-0
1988-89	1-0	1-0	2-0
1989-90	0-1	1-0	1-1
1990-91	1-0	0-1	1-1
1991-92	0-1	0-1	0-2
1992-93	0-1	0-1	0-2
1993-94	0-1	1-0	1-1
1994-95	1-0	0-1	1-1
1995-96	1-0	0-1	1-1
1996-97	0-1	0-1	0-2
1997-98	1-0	1-0	2-0
1998-99	0-0	0-0	0-0
1999-00	1-0	1-0	2-0
2000-01	1-0	0-1	1-1
2001-02	1-0	0-1	1-1
2002-03	1-0	0-1	1-1
2003-04	0-1	0-1	0-2
2004-05	1-0	0-1	1-1
2005-06	0-1	0-1	0-2
2006-07	0-1	0-1	0-2
2007-08	0-1	1-0	1-1
2008-09	1-0	0-1	1-1
2009-10	1-0	0-1	1-1
2010-11	1-0	0-1	1-1
2011-12	0-0	0-1	0-1
2012-13	0-1	0-1	0-2
2013-14	0-1	0-1	0-2
TOTALS	38-15 (.717)	23-31 (.426)	61-46 (.570)

CLIPPERS INFO

2013-14 SEASON:

Regular Season	57-25 (1st, Pacific Division)
Playoffs	Beat Golden State (4-3) Lost to Oklahoma City (2-4)

2013-14 BUCKS VS. CLIPPERS:

Date	Location	Result	Final
01/27/14	Milwaukee	L	86-114
03/24/14	Los Angeles	L	98-106

HISTORY:

All-Time NBA Record	1,360-2,200 (.382)
NBA Titles	None

TIMELINE:

Founded in 1970-71	Buffalo Braves
1977-78	San Diego Clippers
1984-85	Los Angeles Clippers

TEAM INFO:

Team Colors	Red, White and Blue
Home Court	STAPLES Center (19,060)

BUCKS VS. CLIPPERS SERIES INFO:

Current Streak	Lost 5 ... 01/07/12 - 01/27/14
Current Home Streak	Lost 2 ... 12/15/12 - 01/27/14
Current Road Streak	Lost 6 ... 01/17/09 - 03/24/14

Largest Winning Margin	34 - at Milwaukee, 02/26/80 (122-88)
	34 - at Milwaukee, 12/20/08 (119-85)
Largest Losing Margin	36 - at Buffalo, 02/19/74 (145-109)

Last Home Win	02/13/11 (102-78)
Last Road Win	12/04/07 (87-78)
Last Home Loss	01/27/14 (86-114)
Last Road Loss	03/24/14 (98-106)

LOS ANGELES LAKERS

555 N. Nash St.
El Segundo, CA 90245
(310) 426-6000
Lakers.com

2014-15 MATCHUPS

Date	Location	Time (CT)	Final
02/04/15	Milwaukee	7:00 p.m.	_____
02/27/15	Los Angeles	9:30 p.m.	_____

DIRECTORY

President/Governor	Jeanie Buss
Executive Vice President, Basketball Operations/Alternate Governor	Jim Buss
General Manager	Mitch Kupchak
Head Coach	Byron Scott
Assistant Coaches	Paul Pressey, Jim Eyn, Mark Madsen
Athletic Trainer	Gary Vitti
Vice President, Public Relations	John Black
Senior Manager, Public Relations	Alison Bogli
Manager, Public Relations	Calder Hynes
Coordinator, Public Relations	Daniel Ramirez
Assistant, Public Relations	Matt Fleer



Head Coach
BYRON SCOTT

BUCKS VS. LAKERS

Season	Home	Road	Total
1968-69	1-2	0-3	1-5
1969-70	2-1	1-2	3-3
1970-71	3-0	1-1	4-1
1971-72	1-1	0-3	1-4
1972-73	2-1	1-2	3-3
1973-74	2-1	0-3	2-4
1974-75	0-2	0-2	0-4
1975-76	2-1	1-1	3-2
1976-77	1-1	0-2	1-3
1977-78	1-1	0-2	1-3
1978-79	1-1	0-2	1-3
1979-80	2-1	1-2	3-3
1980-81	1-0	1-0	2-0
1981-82	1-0	1-0	2-0
1982-83	0-1	0-1	0-2
1983-84	0-1	0-1	0-2
1984-85	1-0	0-1	1-1
1985-86	0-1	0-1	0-2
1986-87	1-0	0-1	1-1
1987-88	1-0	1-0	2-0
1988-89	1-0	0-1	1-1
1989-90	1-0	0-1	1-1
1990-91	1-0	1-0	2-0
1991-92	1-0	0-1	1-1
1992-93	1-0	0-1	1-1
1993-94	0-1	0-1	0-2
1994-95	1-0	0-1	1-1
1995-96	0-1	0-1	0-2
1996-97	0-1	0-1	0-2
1997-98	0-1	0-1	0-2
1998-99	0-0	0-0	0-0
1999-00	0-1	0-1	0-2
2000-01	1-0	1-0	2-0
2001-02	0-1	0-1	0-2
2002-03	0-1	0-1	0-2
2003-04	0-1	0-1	0-2
2004-05	0-1	0-1	0-2
2005-06	0-1	0-1	0-2
2006-07	1-0	1-0	2-0
2007-08	1-0	0-1	1-1
2008-09	0-1	0-1	0-2
2009-10	0-1	0-1	0-2
2010-11	0-1	1-0	1-1
2011-12	1-0	0-0	1-0
2012-13	1-0	0-1	1-1
2013-14	1-0	1-0	2-0
TOTALS	35-29 (.547)	13-49 (.210)	48-78 (.381)

LAKERS INFO

2013-14 SEASON:

Regular Season	27-55 (5th, Pacific Division)
Playoffs	Did Not Qualify

2013-14 BUCKS VS. LAKERS:

Date	Location	Result	Final
12/31/13	Los Angeles	W	94-79
03/27/14	Milwaukee	W	108-105

HISTORY:

All-Time NBA Record	3,197-2,008 (.614)
NBA Titles	16 (1949-50, 1952-54, 1972, 1980, 1982, 1985, 1987-88, 2000-02, 2009-10)

TIMELINE:

Founded in 1948-49	Minneapolis Lakers
1960-61	Los Angeles Lakers

TEAM INFO:

Team Colors	Purple and Gold
Home Court	STAPLES Center (18,997)

BUCKS VS. LAKERS SERIES INFO:

Current Streak	Won 3 ... 03/28/13 - 03/27/14
Current Home Streak	Won 3 ... 01/28/12 - 03/27/14
Current Road Streak	Won 1 ... 12/31/13
Largest Winning Margin	34 - at Milwaukee, 02/11/71 (122-88)
Largest Losing Margin	29 - at LA, 11/15/83 (126-97)
Last Home Win	03/27/14 (108-105)
Last Road Win	12/31/13 (94-79)
Last Home Loss	11/16/10 (107-118)
Last Road Loss	01/15/13 (88-104)

GENERAL
INFO

FRONT
OFFICE

PLAYERS

2013-14
SEASON

STATS &
RECORDS

HISTORY

NBA

OPPONENTS

MEDIA



DIRECTORY

Controlling Owner	Robert J. Pera
General Manager	Chris Wallace
Vice President of Basketball Operations	John Hollinger
Executive Vice President of Player Personnel	Ed Stefanski
Head Coach	David Joerges
Assistant Coaches	Elston Turner, Jeff Bzdelik, Bob Thornton
	Shawn Respert, Duane Ticknor
Head Athletic Trainer and Vice President of Player Care	Drew Graham
Director, Communications and Publications	Jason Wallace
Senior Coordinator, Communications and Publications	Ross Wooden
Coordinator, Communications and Publications	Kerri Harper



Head Coach
DAVID JOERGES

2014-15 MATCHUPS

Date	Location	Time (CT)	Final
11/08/14	Milwaukee	7:30 p.m.	_____
03/14/15	Memphis	7:00 p.m.	_____

BUCKS VS. GRIZZLIES

Season	Home	Road	Total
1995-96	0-1	1-0	1-1
1996-97	1-0	1-0	2-0
1997-98	1-0	0-1	1-1
1998-99	0-0	0-0	0-0
1999-00	0-1	1-0	1-1
2000-01	1-0	0-1	1-1
2001-02	1-0	1-0	2-0
2002-03	0-1	0-1	0-2
2003-04	1-0	0-1	1-1
2004-05	0-1	0-1	0-2
2005-06	1-0	0-1	1-1
2006-07	1-0	1-0	2-0
2007-08	1-0	1-0	2-0
2008-09	0-1	1-0	1-1
2009-10	1-0	1-0	2-0
2010-11	0-1	0-1	0-2
2011-12	0-1	---	0-1
2012-13	0-1	0-1	0-2
2013-14	0-1	0-1	0-2
TOTALS	9-9 (.500)	8-9 (.471)	17-18 (.486)

GRIZZLIES INFO

2013-14 SEASON:

Regular Season	50-32 (3rd, Southwest Division)
Playoffs	Lost to Oklahoma City (3-4)

2013-14 BUCKS VS. GRIZZLIES:

Date	Location	Result	Final
01/15/14	Milwaukee	L	77-82
02/01/14	Memphis	L	90-99

HISTORY:

All-Time NBA Record	597-913 (.395)
NBA Titles	None

TIMELINE:

Founded in 1995-96	Vancouver Grizzlies
2001-02	Memphis Grizzlies

TEAM INFO:

Team Colors	Memphis Midnight, Beale Street Blue, Smoke Blue and Grizzlies Gold
Home Court	FedExForum (18,119)

BUCKS VS. GRIZZLIES - SERIES INFO:

Current Streak	Lost 7 ... 01/22/11 - 02/01/14
Current Home Streak	Lost 4 ... 11/22/11 - 01/15/14
Current Road Streak	Lost 3 ... 02/11/11 - 02/01/14

Largest Winning Margin	16 - at Milwaukee, 11/06/96 (105-89)
	16 - at Memphis, 12/27/06 (112-96)
Largest Losing Margin	20 - at Memphis, 02/06/04 (105-85)

Last Home Win	03/28/10 (108-103 OT)
Last Road Win	11/21/09 (103-98)
Last Home Loss	01/15/14 (77-82)
Last Road Loss	02/01/14 (90-99)



601 Biscayne Blvd.
Miami, FL 33132
(786) 777-4328
Heat.com

DIRECTORY

Managing General Partner	Micky Arison
Chief Executive Officer	Nick Arison
President	Pat Riley
Senior Vice President, Basketball Operations/Assistant General Manager	Andy Elisburg
Vice President, Player Personnel	Chet Kammerer
Vice President, Player Programs	Alonzo Mourning
Head Coach	Erik Spoelstra
Associate Head Coach	David Fizdale
Assistant Coaches	Juwan Howard, Keith Smart, Dan Craig, Chris Quinn
Head Athletic Trainer	Jay Sabol
Vice President, Sports Media Relations	Tim Donovan
Director of Sports Media Relations	Rob Wilson
Assistant Director of Sports Media Relations	Michael Lissack
Sports Media Relations Manager	Nick Maiorana



Head Coach
ERIK SPOELSTRA

BUCKS VS. HEAT

Season	Home	Road	Total
1988-89	1-0	1-0	2-0
1989-90	1-1	1-1	2-2
1990-91	2-0	2-0	4-0
1991-92	0-2	0-2	0-4
1992-93	1-1	1-1	2-2
1993-94	0-2	0-2	0-4
1994-95	0-2	0-2	0-4
1995-96	0-2	0-1	0-3
1996-97	0-2	0-2	0-4
1997-98	0-2	1-1	1-3
1998-99	1-1	0-1	1-2
1999-00	1-1	1-1	2-2
2000-01	1-0	1-1	2-1
2001-02	1-1	0-2	1-3
2002-03	1-1	2-0	3-1
2003-04	2-0	0-1	2-1
2004-05	0-2	0-2	0-4
2005-06	1-1	0-2	1-3
2006-07	1-1	0-1	1-2
2007-08	1-1	1-1	2-2
2008-09	0-1	1-1	1-2
2009-10	1-1	2-0	3-1
2010-11	0-2	1-1	1-3
2011-12	1-1	1-0	2-1
2012-13	1-1	0-2	1-3
2013-14	0-1	0-2	0-3
TOTALS	18-30 (.375)	16-30 (.348)	34-60 (.362)

HEAT INFO

2013-14 SEASON:

Regular Season	54-28 (1st, Southeast Division)
Playoffs	Beat Charlotte (4-0)
	Beat Brooklyn (4-1)
	Beat Indiana (4-2)
	Lost to San Antonio (1-4)

2013-14 BUCKS VS. HEAT:

Date	Location	Result	Final
11/12/13	Miami	L	95-118
03/29/14	Milwaukee	L	67-88
04/02/14	Miami	L	77-96

HISTORY:

ALL-Time NBA Record	1,085-999 (.521)
NBA Titles	3 (2006, 2012-13)

TIMELINE:

Founded in 1988-89	Miami Heat
--------------------	------------

TEAM INFO:

Team Colors	Red, Yellow, Black and White
Home Court	AmericanAirlines Arena (19,600)

BUCKS VS. HEAT - SERIES INFO:

Current Streak	Lost 5 ... 03/15/13 - 04/02/14
Current Home Streak	Lost 2 ... 03/15/13 - 03/29/14
Current Road Streak	Lost 4 ... 11/21/12 - 04/02/14

Largest Winning Margin	26 - at Milwaukee, 01/21/90 (127-101)
	26 - at Milwaukee, 12/20/06 (121-95)
Largest Losing Margin	39 - at Miami, 03/14/05 (71-110)

Last Home Win	12/29/12 (104-85)
Last Road Win	01/22/12 (91-82)
Last Home Loss	03/29/14 (67-88)
Last Road Loss	04/02/14 (77-96)

GENERAL
INFO

FRONT
OFFICE

PLAYERS

2013-14
SEASON

STATS &
RECORDS

HISTORY

NBA

OPPONENTS

MEDIA

600 First Ave. N.
Minneapolis, MN 55403
(612) 473-1600
Timberwolves.com

2014-15 MATCHUPS

Date	Location	Time (CT)	Final
11/26/14	Minnesota	7:00 p.m.	_____
01/09/15	Milwaukee	7:30 p.m.	_____

DIRECTORY

OwnerGlen Taylor
Chief Executive OfficerRob Moor
PresidentChris Wright
President of Basketball Operations/Head CoachFlip Saunders
General ManagerMilt Newton
Assistant CoachesSam Mitchell, Sid Lowe, Ryan Saunders, David Adelman
Vice President of Basketball OperationsRob Babcock
Director of Player Personnel/Game PreparationR.J. Adelman
Director of Medical Operations/Head Athletic TrainerGregg Farnam
Vice President of CommunicationsBrad Ruitter
Public Relations ManagerAaron Seehusen
Communications ManagerDan Bell
Public Relations CoordinatorAlex King
Corporate Communications ManagerKylie Crull



Head Coach
FLIP SAUNDERS

BUCKS VS. TIMBERWOLVES

Season	Home	Road	Total
1989-90	1-0	1-0	2-0
1990-91	1-0	0-1	1-1
1991-92	1-0	1-0	2-0
1992-93	1-0	0-1	1-1
1993-94	0-1	0-1	0-2
1994-95	1-0	0-1	1-1
1995-96	0-1	1-0	1-1
1996-97	0-1	0-1	0-2
1997-98	0-1	1-0	1-1
1998-99	0-0	1-0	1-0
1999-00	0-1	0-1	0-2
2000-01	0-1	0-1	0-2
2001-02	0-1	0-1	0-2
2002-03	0-1	0-1	0-2
2003-04	0-1	0-1	0-2
2004-05	1-0	0-1	1-1
2005-06	1-0	0-1	1-1
2006-07	1-0	1-0	2-0
2007-08	1-0	0-1	1-1
2008-09	0-1	0-1	0-2
2009-10	1-0	1-0	2-0
2010-11	1-0	0-1	1-1
2011-12	1-0	0-0	1-0
2012-13	0-1	0-1	0-2
2013-14	0-1	0-1	0-2
TOTALS	12-12 (.500)	7-17 (.292)	19-29 (.396)

TIMBERWOLVES INFO

2013-14 SEASON:

Regular Season	40-42 (3rd, Northwest Division)
Playoffs	Did Not Qualify

2013-14 BUCKS VS. TIMBERWOLVES:

Date	Location	Result	Final
12/28/13	Milwaukee	L	95-117
03/11/14	Minnesota	L	101-112

HISTORY:

All-Time NBA Record	802-1,200 (.401)
NBA Titles	None

TIMELINE:

Founded in 1989-90	Minnesota Timberwolves
--------------------	------------------------

TEAM INFO:

Team Colors	Blue, Green, Silver and Black
Home Court	Target Center (19,356)

BUCKS VS. TIMBERWOLVES SERIES INFO:

Current Streak	Lost 4 ... 11/30/12 - 03/11/14
Current Home Streak	Lost 2 ... 04/03/13 - 12/28/13
Current Road Streak	Lost 3 ... 10/29/10 - 03/11/14

Largest Winning Margin	33 - at Milwaukee, 01/23/10 (127-94)
Largest Losing Margin	27 - at Minnesota, 03/19/00 (82-109)

Last Home Win	12/27/11 (98-95)
Last Road Win	11/06/09 (87-72)
Last Home Loss	12/28/13 (95-117)
Last Road Loss	03/11/14 (101-112)

5800 Airline Drive
Metairie, LA 70003
(504) 593-4700
Pelicans.com

DIRECTORY

Owner/Chairman of the Board Tom Benson
Owner/Vice Chairman of the Board Rita Benson LeBlanc
President Dennis Lauscha
Executive Vice President Mickey Loomis
General Manager Dell Demps
Head Coach Monty Williams
Assistant Coaches Randy Ayers, Dave Hanners, Bryan Gates, Fred Vinson, Kevin Hanson
Head Athletic Trainer Duane Brooks
Sr. VP of Communications/Broadcasting Greg Bensel
Director of Basketball Communications Matt Ryan



Head Coach
MONTY WILLIAMS

2014-15 MATCHUPS

Date	Location	Time (CT)	Final
03/09/15	Milwaukee	7:00 p.m.	_____
03/17/15	New Orleans	7:00 p.m.	_____

BUCKS VS. PELICANS

Season	Home	Road	Total
2002-03	1-1	1-1	2-2
2003-04	1-1	0-2	1-3
2004-05	1-0	0-1	1-1
2005-06	1-0	0-1	1-1
2006-07	0-1	0-1	0-2
2007-08	0-1	0-1	0-2
2008-09	0-1	0-1	0-2
2009-10	1-0	0-1	1-1
2010-11	0-1	0-1	0-2
2011-12	0-1	0-0	0-1
2012-13	1-0	0-1	1-1
2013-14	0-1	0-1	0-2
TOTALS	6-8 (.429)	1-12 (.077)	7-20 (.259)

PELICANS INFO

2013-14 SEASON:

Regular Season 34-48 (5th, Southwest Division)
Playoffs Did Not Qualify

2013-14 BUCKS VS. PELICANS:

Date	Location	Result	Final
02/12/14	Milwaukee	L	98-102
03/07/14	New Orleans	L	104-112

HISTORY:

All-Time NBA Record 453-515 (.468)
NBA Titles None

TIMELINE:

Founded in 2002-03 New Orleans Hornets
2005-06 New Orleans/Oklahoma City Hornets
2007-08 New Orleans Hornets
2013-14 New Orleans Pelicans

TEAM INFO:

Team Colors Pelicans Navy, Red and Gold
Home Court Smoothie King Center (867)

BUCKS VS. PELICANS SERIES INFO:

Current Streak Lost 3 ... 12/03/12 - 03/07/14
Current Home Streak Lost 1 ... 02/12/14
Current Road Streak Lost 11 ... 03/19/03 - 03/07/14

Largest Winning Margin 50 - at Milwaukee, 01/10/00 (137-87)
Largest Losing Margin 23 - at Charlotte, 02/18/96 (99-122)

Last Home Win 11/17/12 (117-113)
Last Road Win 01/27/03 (108-93)
Last Home Loss 02/12/14 (98-102)
Last Road Loss 03/07/14 (104-112)

Madison Square Garden
Two Pennsylvania Plaza
New York, NY 10121
[212] 465-6471
NYKicks.com

DIRECTORY

Executive Chairman, The Madison Square Garden Company James L. Dolan
President Phil Jackson
General Manager Steve Mills
Head Coach Derek Fisher
Assistant Coaches Kurt Rambis, Jim Clemons, Rashaad Hazzard,
..... Brian Keefe, Joshua Longstaff
Head Athletic Trainer Roger Hinds
Vice President, Public Relations Jonathan Supranowitz
Director, Media Relations Gregg Schwartz



Head Coach
DEREK FISHER

2014-15 MATCHUPS

Date	Location	Time (CT)	Final
11/18/14	Milwaukee	7:00 p.m.	_____
01/04/15	New York	6:30 p.m.	_____
01/15/15	*London*	2:00 p.m.	_____
04/10/15	New York	6:30 p.m.	_____

BUCKS VS. KNICKS

Season	Home	Road	Total
1968-69	0-3	0-3	0-6
1969-70	1-2	1-2	2-4
1970-71	1-1	0-3	1-4
1971-72	2-1	0-2	2-3
1972-73	2-0	0-2	2-2
1973-74	2-0	0-2	2-2
1974-75	2-0	1-1	3-1
1975-76	0-2	2-0	2-2
1976-77	1-1	0-2	1-3
1977-78	2-0	1-1	3-1
1978-79	1-1	0-2	1-3
1979-80	1-0	0-1	1-1
1980-81	2-1	1-2	3-3
1981-82	2-1	1-2	3-3
1982-83	2-1	2-1	4-2
1983-84	2-0	2-1	4-1
1984-85	3-0	2-0	5-0
1985-86	3-0	3-0	6-0
1986-87	2-1	2-1	4-2
1987-88	2-1	1-2	3-3
1988-89	1-1	0-2	1-3
1989-90	1-1	1-1	2-2
1990-91	2-0	2-0	4-0
1991-92	1-1	0-2	1-3
1992-93	1-1	0-2	1-3
1993-94	0-2	0-2	0-4
1994-95	0-2	2-0	2-2
1995-96	0-2	2-0	2-2
1996-97	1-0	0-2	1-2
1997-98	2-0	1-1	3-1
1998-99	1-1	1-0	2-1
1999-00	0-2	0-2	0-4
2000-01	1-1	0-1	1-2
2001-02	0-2	1-1	1-3
2002-03	2-0	1-1	3-1
2003-04	1-1	1-1	2-2
2004-05	1-0	1-1	2-1
2005-06	1-1	2-0	3-1
2006-07	1-1	0-2	1-3
2007-08	1-1	0-1	1-2
2008-09	1-1	2-0	3-1
2009-10	1-0	2-0	3-0
2010-11	2-0	1-1	3-1
2011-12	1-1	1-1	2-2
2012-13	0-1	0-2	0-3
2013-14	1-1	0-2	1-3
TOTALS	57-40 [.588]	40-58 [.408]	97-98 [.497]

KNICKS INFO

2013-14 SEASON:

Regular Season 37-45 [3rd, Atlantic Division]
Playoffs Did Not Qualify

2013-14 BUCKS VS. KNICKS:

Date	Location	Result	Final
10/30/13	New York	L	83-90
12/18/13	Milwaukee	L	101-107 [2OT]
02/03/14	Milwaukee	W	101-98
03/15/14	New York	L	94-115

HISTORY:

All-Time NBA Record 2,652-2,659 [.499]
NBA Titles 2 (1970, 1973)

TIMELINE:

Founded in 1946-47 New York Knicks

TEAM INFO:

Team Colors Orange, Blue and White
Home Court Madison Square Garden (19,763)

BUCKS VS. KNICKS SERIES INFO:

Current Streak Lost 1 ... 03/15/14
Current Home Streak Won 1 ... 02/03/14
Current Road Streak Lost 5 ... 03/26/12 - 03/15/14

Largest Winning Margin 43 - at Milwaukee, 03/24/72 [131-88]
Largest Losing Margin 40 - at Milwaukee, 04/22/94 [85-125]

Last Home Win 02/03/14 [101-98]
Last Road Win 01/20/12 [100-86]
Last Home Loss 12/18/13 [101-107 2OT]
Last Road Loss 03/15/14 [94-115]

Leadership Square
211 N. Robinson, Suite 300
Oklahoma City, OK 73102
(405) 208-4800
Thunder.NBA.com

2014-15 MATCHUPS

Date	Location	Time (CT)	Final
11/11/14	Milwaukee	7:00 p.m.	_____
12/09/14	Oklahoma City	7:00 p.m.	_____

DIRECTORY

Chairman	Clayton I. Bennett
Executive Vice President and General Manager	Sam Presti
Assistant General Manager/Vice President	Troy Weaver
Assistant General Manager/Legal and Administration	Michael Winger
Head Coach	Scott Brooks
Assistant Coaches	Mark Bryant, Rex Kalamian, Robert Pack, Darko Rajakovic, Mike Terpstra
Head Athletic Trainer	Joe Sharpe
Director of Basketball Communications	Matt Tumbleson
Manager of Basketball Communications	Michael Ravina
Manager of Basketball Communications	John Read



Head Coach
SCOTT BROOKS

BUCKS VS. THUNDER

Season	Home	Road	Total
1968-69	3-1	0-4	3-5
1969-70	3-0	2-1	5-1
1970-71	3-0	2-1	5-1
1971-72	3-0	3-0	6-0
1972-73	3-0	2-1	5-1
1973-74	3-0	1-2	4-2
1974-75	1-1	0-2	1-3
1975-76	1-1	1-2	2-3
1976-77	1-1	0-2	1-3
1977-78	1-1	0-2	1-3
1978-79	2-0	0-2	2-2
1979-80	1-2	1-2	2-4
1980-81	1-0	1-0	2-0
1981-82	0-1	0-1	0-2
1982-83	0-1	0-1	0-2
1983-84	1-0	0-1	1-1
1984-85	1-0	1-0	2-0
1985-86	1-0	1-0	2-0
1986-87	1-0	1-0	2-0
1987-88	1-0	0-1	1-1
1988-89	1-0	0-1	1-1
1989-90	1-0	1-0	2-0
1990-91	1-0	0-1	1-1
1991-92	1-0	0-1	1-1
1992-93	0-1	0-1	0-2
1993-94	0-1	0-1	0-2
1994-95	0-1	0-1	0-2
1995-96	0-1	0-1	0-2
1996-97	1-0	0-1	1-1
1997-98	1-0	0-1	1-1
1998-99	1-0	0-0	1-0
1999-00	0-1	1-0	1-1
2000-01	0-1	0-1	0-2
2001-02	0-1	0-1	0-2
2002-03	1-0	0-1	1-1
2003-04	0-1	0-1	0-2
2004-05	1-0	0-1	1-1
2005-06	1-0	0-1	1-1
2006-07	1-0	0-1	1-1
2007-08	1-0	0-1	1-1
2008-09	1-0	1-0	2-0
2009-10	1-0	0-1	1-1
2010-11	0-1	1-0	1-1
2011-12	0-1	0-0	0-1
2012-13	0-1	1-0	1-1
2013-14	0-1	0-1	0-2
TOTALS	45-21 (.682)	21-44 (.323)	66-65 (.504)

THUNDER INFO

2013-14 SEASON:

Regular Season	59-23 (1st, Northwest Division)
Playoffs	Beat Memphis (4-3) Beat L.A. Clippers (4-2) Lost to San Antonio (2-4)

2013-14 BUCKS VS. THUNDER:

Date	Location	Result	Final
11/16/13	Milwaukee	L	79-92
01/11/14	Oklahoma City	L	85-101

HISTORY:

All-Time NBA Record	2,039-1,767 (.536)
NBA Titles	1 (1979)

TIMELINE:

Founded in 1967-68	Seattle SuperSonics
2008-09	Oklahoma City Thunder

TEAM INFO:

Team Colors	Blue, Red, Yellow and Dark Blue
Home Court	Chesapeake Energy Arena (18,203)

BUCKS VS. THUNDER - SERIES INFO:

Current Streak	Lost 2 ... 11/16/13 - 01/11/14
Current Home Streak	Lost 4 ... 11/20/10 - 11/16/13
Current Road Streak	Lost 1 ... 01/11/14

Largest Winning Margin	44 - at Milwaukee, 12/19/72 (121-77)
Largest Losing Margin	31 - at Seattle, 01/22/91 (101-132)

Last Home Win	01/02/10 (103-97, OT)
Last Road Win	04/17/13 (95-89)
Last Home Loss	11/16/13 (79-92)
Last Road Loss	01/11/14 (85-101)

8701 Maitland Summit Blvd.
Orlando, FL 32810
(407) 916-2400
OrlandoMagic.com

DIRECTORY

Senior ChairmanRich DeVos
ChairmanDan DeVos
Chief Executive OfficerAlex Martins
General ManagerRob Hennigan
VP/Assistant General ManagerScott Perry
Assistant General ManagerMatt Lloyd
Head CoachJacque Vaughn
Assistant CoachesJames Borrego, Wes Unseld Jr., Brett Gunning
Assistant Coach/Player DevelopmentLaron Profit
Athletic TrainerKeon Weise
Sr. Vice President of CommunicationsJoel Glass
Director of CommunicationsGeorge Galante
Assistant Director of CommunicationsTrish Wingerson
Communications ManagerMelaine Curtsinger

2014-15 MATCHUPS

Date	Location	Time (CT)	Final
11/14/14	Orlando	6:00 p.m.	_____
01/29/15	Orlando	6:00 p.m.	_____
03/11/15	Milwaukee	7:00 p.m.	_____
04/04/15	Milwaukee	7:30 p.m.	_____



Head Coach
JACQUE VAUGHN

BUCKS VS. MAGIC

Season	Home	Road	Total
1989-90	3-0	2-0	5-0
1990-91	1-0	1-0	2-0
1991-92	2-0	1-1	3-1
1992-93	2-0	0-2	2-2
1993-94	0-2	1-1	1-3
1994-95	0-2	0-2	0-4
1995-96	1-1	0-2	1-3
1996-97	1-1	1-1	2-2
1997-98	1-0	1-1	2-1
1998-99	1-0	0-2	1-2
1999-00	2-0	2-0	4-0
2000-01	2-0	2-0	4-0
2001-02	2-0	0-1	2-1
2002-03	1-1	1-1	2-2
2003-04	2-0	1-1	3-1
2004-05	1-0	1-1	2-1
2005-06	2-0	0-2	2-2
2006-07	1-1	0-2	1-3
2007-08	1-1	0-1	1-2
2008-09	1-1	0-2	1-3
2009-10	0-1	0-2	0-3
2010-11	1-1	0-2	1-3
2011-12	0-2	0-2	0-4
2012-13	2-0	0-1	2-1
2013-14	2-0	0-2	2-2
TOTALS	32-14 (.696)	14-32 (.304)	46-46 (.500)

MAGIC INFO

2013-14 SEASON:

Regular Season	23-59 (5th, Southeast Division)
Playoffs	Did Not Qualify

2013-14 BUCKS VS. MAGIC:

Date	Location	Result	Final
11/13/13	Orlando	L	91-94
01/31/14	Orlando	L	102-113
02/18/14	Milwaukee	W	104-100
03/10/14	Milwaukee	W	105-98

HISTORY:

All-Time NBA Record	1,002-1,000 (.500)
NBA Titles	None

TIMELINE:

Founded in 1989-90	Orlando Magic
--------------------	---------------

TEAM INFO:

Team Colors	Blue, Silver and Black
Home Court	Amway Center (18,846)

BUCKS VS. MAGIC SERIES INFO:

Current Streak	Won 2 ... 02/18/14 - 03/10/14
Current Home Streak	Won 4 ... 02/02/13 - 03/10/14
Current Road Streak	Lost 16 ... 12/26/05 - 01/31/14

Largest Winning Margin	34 - at Milwaukee, 11/04/97 (110-76)
Largest Losing Margin	48 - at Milwaukee, 02/20/95 (104-152)

Last Home Win	03/10/14 (105-98)
Last Road Win	12/29/04 (111-105)
Last Home Loss	02/20/12 (90-93)
Last Road Loss	01/31/14 (102-113)

PHILADELPHIA 76ERS

3601 S. Broad St.
Philadelphia, PA 19148
(215) 339-7666
Sixers.com

DIRECTORY

Managing Owner.....	Josh Harris
Co-Managing Owner.....	David Blitzer
Chief Executive Officer.....	Scott O'Neil
President of Basketball Operations & General Manager.....	Sam Hinkie
Head Coach.....	Brett Brown
Assistant Coaches.....	Chad Iske, Lloyd Pierce
Assistant Coach/Director of Player Development.....	Billy Lange
Head Athletic Trainer.....	Kevin Johnson
Director of Public Relations.....	Michael Preston
Public Relations Coordinator.....	Sean McCloskey
Publicist.....	Rebecca Timms



Head Coach
BRETT BROWN

2014-15 MATCHUPS

Date	Location	Time (CT)	Final
10/31/14	Milwaukee	7:30 p.m.	_____
01/07/15	Philadelphia	6:00 p.m.	_____
02/25/15	Milwaukee	7:00 p.m.	_____
04/13/15	Philadelphia	6:00 p.m.	_____

BUCKS VS. SIXERS

Season	Home	Road	Total
1968-69	0-3	0-3	0-6
1969-70	1-2	4-0	5-2
1970-71	3-0	1-1	4-1
1971-72	1-1	3-0	4-1
1972-73	2-0	1-1	3-1
1973-74	2-0	2-0	4-0
1974-75	2-0	1-1	3-1
1975-76	1-1	1-1	2-2
1976-77	1-1	0-1	1-2
1977-78	1-0	0-2	1-2
1978-79	2-0	0-2	2-2
1979-80	0-1	0-1	0-2
1980-81	2-1	1-1	3-2
1981-82	3-0	1-2	4-2
1982-83	1-2	0-3	1-5
1983-84	1-2	1-2	2-4
1984-85	1-2	2-1	3-3
1985-86	2-0	2-1	4-1
1986-87	2-1	0-2	2-3
1987-88	2-1	0-3	2-4
1988-89	2-0	1-1	3-1
1989-90	0-2	1-1	1-3
1990-91	1-1	1-1	2-2
1991-92	2-0	1-1	3-1
1992-93	1-1	1-1	2-2
1993-94	1-1	0-2	1-3
1994-95	1-1	2-0	3-1
1995-96	0-1	2-0	2-1
1996-97	1-1	2-0	3-1
1997-98	1-1	1-1	2-2
1998-99	0-1	1-1	1-2
1999-00	0-2	0-1	0-3
2000-01	1-1	1-1	2-2
2001-02	0-2	1-1	1-3
2002-03	1-1	1-1	2-2
2003-04	1-0	1-1	2-1
2004-05	0-2	0-2	0-4
2005-06	1-1	2-0	3-1
2006-07	2-0	0-1	2-1
2007-08	0-2	1-1	1-3
2008-09	0-1	0-2	0-3
2009-10	1-1	1-1	2-2
2010-11	2-0	0-2	2-2
2011-12	1-1	0-1	1-2
2012-13	2-0	1-1	3-1
2013-14	1-0	1-1	2-1
TOTALS	53-42 [.558]	43-54 [.443]	96-96 [.500]

SIXERS INFO

2013-14 SEASON:

Regular Season	19-63 (5th, Atlantic Division)
Playoffs	Did Not Qualify

2013-14 BUCKS VS. SIXERS:

Date	Location	Result	Final
11/22/13	Philadelphia	L	107-115 (OT)
12/21/13	Milwaukee	W	116-106
02/24/14	Philadelphia	W	130-110

HISTORY:

All-Time NBA Record	2,698-2,442 (.525)
NBA Titles	3 (1955, 1967, 1983)

TIMELINE:

Founded in 1949-50	Syracuse Nationals
1963-64	Philadelphia 76ers

TEAM INFO:

Team Colors	Red, White, Blue
Home Court	Wells Fargo Center (20,328)

BUCKS VS. SIXERS SERIES INFO:

Current Streak	Won 2 ... 12/21/13 - 02/24/14
Current Home Streak	Won 3 ... 01/22/13 - 12/21/13
Current Road Streak	Won 1 ... 02/24/14

Largest Winning Margin	33 - at Milwaukee, 04/15/87 (128-95)
Largest Losing Margin	44 - at Philadelphia, 11/16/88 (92-136)

Last Home Win	12/21/13 (116-106)
Last Road Win	02/24/14 (130-110)
Last Home Loss	04/25/12 (85-90)
Last Road Loss	11/22/13 (107-115 OT)

GENERAL
INFO

FRONT
OFFICE

PLAYERS

2013-14
SEASON

STATS &
RECORDS

HISTORY

NBA

OPPONENTS

MEDIA

201 E. Jefferson St.
Phoenix, AZ 85004
(602) 379-7900
Suns.com

2014-15 MATCHUPS

Date	Location	Time (CT)	Final
12/15/14	Phoenix	8:00 p.m.	_____
01/06/15	Milwaukee	7:00 p.m.	_____

DIRECTORY

Managing Partner	Robert Sarver
President of Basketball Operations	Lon Babby
General Manager	Ryan McDonough
Head Coach	Jeff Hornacek
Assistant Coaches	Jerry Sichting, Mike Longabardi, Kenny Gattison, Mark West
Vice President of Athletic Care/Head Athletic Trainer	Aaron Nelson
Vice President, Basketball Communications	Julie Fie
Managers, Basketball Communications	DC Headley, Cole Mickelson
Assistant to VP of Basketball Communications	Lori Cook



Head Coach
JEFF HORNACEK

BUCKS VS. SUNS

Season	Home	Road	Total
1968-69	4-0	2-2	6-2
1969-70	3-0	3-0	6-0
1970-71	2-1	2-1	4-2
1971-72	2-1	2-1	4-2
1972-73	2-1	3-0	5-1
1973-74	3-0	2-1	5-1
1974-75	1-1	1-1	2-2
1975-76	1-1	2-1	3-2
1976-77	1-1	0-2	1-3
1977-78	1-1	0-2	1-3
1978-79	2-0	0-2	2-2
1979-80	2-1	2-1	4-2
1980-81	1-0	0-1	1-1
1981-82	1-0	0-1	1-1
1982-83	1-0	0-1	1-1
1983-84	1-0	1-0	2-0
1984-85	1-0	0-1	1-1
1985-86	0-1	1-0	1-1
1986-87	1-0	1-0	2-0
1987-88	1-0	0-1	1-1
1988-89	1-0	0-1	1-1
1989-90	1-0	0-1	1-1
1990-91	1-0	0-1	1-1
1991-92	0-1	0-1	0-2
1992-93	0-1	0-1	0-2
1993-94	0-1	0-1	0-2
1994-95	0-1	0-1	0-2
1995-96	0-1	0-1	0-2
1996-97	1-0	0-1	1-1
1997-98	0-1	0-1	0-2
1998-99	0-1	0-0	0-1
1999-00	1-0	0-1	1-1
2000-01	0-1	0-1	0-2
2001-02	0-1	0-1	0-2
2002-03	0-1	0-1	0-2
2003-04	1-0	0-1	1-1
2004-05	0-1	0-1	0-2
2005-06	1-0	0-1	1-1
2006-07	0-1	0-1	0-2
2007-08	0-1	0-1	0-2
2008-09	0-1	0-1	0-2
2009-10	1-0	0-1	1-1
2010-11	0-1	0-1	0-2
2011-12	0-1	0-1	0-2
2012-13	1-0	1-0	2-0
2013-14	0-1	0-1	0-2
TOTALS	40-26 (.606)	23-43 (.348)	63-69 (.477)

SUNS INFO

2013-14 SEASON:

Regular Season	48-34 (3rd, Pacific Division)
Playoffs	Did Not Qualify

2013-14 BUCKS VS. SUNS:

Date	Location	Result	Final
01/04/14	Phoenix	L	100-116
01/29/14	Milwaukee	L	117-126

HISTORY:

All-Time NBA Record	2,060-1,664 (.553)
NBA Titles	None

TIMELINE:

Founded in 1968-69	Phoenix Suns
--------------------	--------------

TEAM INFO:

Team Colors	Purple, Orange, Gray, Black, Yellow
Home Court	US Airways Center (18,422)

BUCKS VS. SUNS - SERIES INFO:

Current Streak	Lost 2 ... 01/04/14 - 01/29/14
Current Home Streak	Lost 1 ... 01/29/14
Current Road Streak	Lost 1 ... 01/04/14

Largest Winning Margin	31 - at Milwaukee, 03/12/73 (126-95)
Largest Losing Margin	28 - at Phoenix, 03/28/92 (104-132)

Last Home Win	01/08/13 (108-99)
Last Road Win	01/17/13 (98-94)
Last Home Loss	01/29/14 (117-126)
Last Road Loss	01/04/14 (100-116)

One Center Court, Suite 200
Portland, OR 97227
(503) 234-9291
TrailBlazers.com

2014-15 MATCHUPS

Date	Location	Time (CT)	Final
12/17/14	Portland	9:00 p.m.	_____
01/31/15	Milwaukee	7:30 p.m.	_____

DIRECTORY

Owner	Paul Allen
President & CEO	Chris McGowan
General Manager	Neil Olshey
Head Coach	Terry Stotts
Assistant Coaches	Jay Triano, David Vanterpool, Nate Tibbetts, Kim Hughes, Dale Osbourne
Director of Player Health and Performance	Chris Stackpole
Head Athletic Trainer	Geoff Clark
Assistant General Managers	Bill Branch, Steve Rosenberry
Vice President of Sports Communications	Jim Taylor
Sports Communications Director	Collin Romer



Head Coach
TERRY STOTTS

BUCKS VS. BLAZERS

Season	Home	Road	Total
1970-71	2-0	1-1	3-1
1971-72	3-0	3-0	6-0
1972-73	3-0	2-1	5-1
1973-74	3-0	3-0	6-0
1974-75	2-0	0-2	2-2
1975-76	2-1	0-2	2-3
1976-77	2-0	0-2	2-2
1977-78	1-1	0-2	1-3
1978-79	1-1	1-1	2-2
1979-80	3-0	2-1	5-1
1980-81	1-0	1-0	2-0
1981-82	1-0	1-0	2-0
1982-83	1-0	1-0	2-0
1983-84	1-0	0-1	1-1
1984-85	1-0	1-0	2-0
1985-86	1-0	1-0	2-0
1986-87	0-1	0-1	0-2
1987-88	1-0	0-1	1-1
1988-89	1-0	1-0	2-0
1989-90	1-0	0-1	1-1
1990-91	1-0	0-1	1-1
1991-92	0-1	0-1	0-2
1992-93	0-1	0-1	0-2
1993-94	1-0	0-1	1-1
1994-95	0-1	0-1	0-2
1995-96	1-0	1-0	2-0
1996-97	0-1	0-1	0-2
1997-98	1-0	1-0	2-0
1998-99	0-0	0-0	0-0
1999-00	0-1	0-1	0-2
2000-01	0-1	0-1	0-2
2001-02	0-1	0-1	0-2
2002-03	1-0	1-0	2-0
2003-04	0-1	1-0	1-1
2004-05	0-1	0-1	0-2
2005-06	1-0	1-0	2-0
2006-07	1-0	0-1	1-1
2007-08	0-1	0-1	0-2
2008-09	0-1	0-1	0-2
2009-10	1-0	0-1	1-1
2010-11	0-1	0-1	0-2
2011-12	1-0	1-0	2-0
2012-13	1-0	1-0	2-0
2013-14	0-1	0-1	0-2
TOTALS	41-17 (.707)	25-32 (.439)	66-49 (.574)

BLAZERS INFO

2013-14 SEASON:

Regular Season	54-28 (2nd, Northwest Division)
Playoffs	Beat Houston (4-2) Lost to San Antonio (1-4)

2013-14 BUCKS VS. BLAZERS:

Date	Location	Result	Final
11/20/13	Milwaukee	L	82-91
03/18/14	Portland	L	115-120 (OT)

HISTORY:

All-Time NBA Record	1,896-1,664 (.533)
NBA Titles	1 (1977)

TIMELINE:

Founded in 1970-71	Portland Trail Blazers
--------------------	------------------------

TEAM INFO:

Team Colors	Scarlet, Black and White
Home Court	Moda Center (19,980)

BUCKS VS. BLAZERS SERIES INFO:

Current Streak	Lost 2 ... 11/20/13 - 03/18/14
Current Home Streak	Lost 1 ... 11/20/13
Current Road Streak	Lost 1 ... 03/18/14

Largest Winning Margin	39 - at Milwaukee, 12/29/71 (123-84)
Largest Losing Margin	38 - at Portland, 03/05/78 (88-126)

Last Home Win	03/19/13 (102-95)
Last Road Win	01/19/13 (110-104)
Last Home Loss	11/20/13 (82-91)
Last Road Loss	03/18/14 (115-120 OT)

One Sports Parkway
Sacramento, CA 95834
(916) 928-0000
Kings.com

DIRECTORY

Owner	Vivek Ranadivé
President	Chris Granger
General Manager	Pete D'Alessandro
Assistant General Manager	Mike Bratz
Head Coach	Michael Malone
Assistant Coaches	Tyrone Corbin, Chris Jent, Corliss Williamson, Micah Nori
Assistant Coach/Director of Player Development	Dee Brown
Assistant Coach/Assistant Director of Player Development	Ryan Bowen
Director of Sports Medicine	Pete Youngman
Head Athletic Trainer	Manny Romero
Director, Media Relations	Chris Clark
Director, Basketball Information	Darryl Arata
Coordinator, Media Relations	Rashaan Gethers

2014-15 MATCHUPS

Date	Location	Time (CT)	Final
12/18/14	Sacramento	9:00 p.m.	_____
02/11/15	Milwaukee	7:00 p.m.	_____



Head Coach
MICHAEL MALONE

BUCKS VS. KINGS

Season	Home	Road	Total
1968-69	0-3	1-2	1-5
1969-70	3-1	2-1	5-2
1970-71	3-0	1-1	4-1
1971-72	2-0	3-0	5-0
1972-73	3-0	3-1	6-1
1973-74	4-0	3-0	7-0
1974-75	2-2	1-4	3-6
1975-76	4-0	1-2	5-2
1976-77	2-0	0-2	2-2
1977-78	2-0	2-0	4-0
1978-79	1-1	1-1	2-2
1979-80	2-1	1-2	3-3
1980-81	1-0	0-1	1-1
1981-82	0-1	1-0	1-1
1982-83	1-0	0-1	1-1
1983-84	1-0	1-0	2-0
1984-85	1-0	1-0	2-0
1985-86	1-0	1-0	2-0
1986-87	1-0	1-0	2-0
1987-88	1-0	1-0	2-0
1988-89	1-0	1-0	2-0
1989-90	1-0	0-1	1-1
1990-91	1-0	0-1	1-1
1991-92	0-1	0-1	0-2
1992-93	0-1	1-0	1-1
1993-94	0-1	1-0	1-1
1994-95	1-0	0-1	1-1
1995-96	0-1	0-1	0-2
1996-97	0-1	0-1	0-2
1997-98	1-0	1-0	2-0
1998-99	0-0	0-0	0-0
1999-00	1-0	0-1	1-1
2000-01	1-0	1-0	2-0
2001-02	0-1	0-1	0-2
2002-03	0-1	0-1	0-2
2003-04	0-1	1-0	1-1
2004-05	0-1	0-1	0-2
2005-06	0-1	0-1	0-2
2006-07	1-0	0-1	1-1
2007-08	0-1	0-1	0-2
2008-09	1-0	1-0	2-0
2009-10	0-1	1-0	1-1
2010-11	0-1	1-0	1-1
2011-12	0-0	0-1	0-1
2012-13	1-0	1-0	2-0
2013-14	0-1	0-1	0-2

TOTALS	45-23 (.662)	35-33 (.515)	80-56 (.588)
---------------	------------------------	------------------------	------------------------

KINGS INFO**2013-14 SEASON:**

Regular Season	28-54 (4th, Pacific Division)
Playoffs	Did Not Qualify

2013-14 BUCKS VS. KINGS:

Date	Location	Result	Final
03/05/14	Milwaukee	L	102-116
03/23/14	Sacramento	L	107-124

HISTORY:

All-Time NBA Record	2,402-2,803 (.461)
NBA Titles	1 (1951)

TIMELINE:

Founded in 1948-49	Rochester Royals
1957-58	Cincinnati Royals
1972-73	Kansas City/Omaha Kings
1975-76	Kansas City Kings
1985-86	Sacramento Kings

TEAM INFO:

Team Colors	Purple, Black and Silver
Home Court	Sleep Train Arena (17,317)

BUCKS VS. KINGS SERIES INFO:

Current Streak	Lost 2 ... 03/05/14 - 03/23/14
Current Home Streak	Lost 1 ... 03/05/14
Current Road Streak	Lost 1 ... 03/23/14
Largest Winning Margin	58 - at Milwaukee, 12/15/85 (140-82)
Largest Losing Margin	25 - at Milwaukee, 03/20/96 (97-122)
	25 - at Milwaukee, 03/10/02 (73-98)
	25 - at Milwaukee, 01/07/03 (76-101)
Last Home Win	12/12/12 (98-95)
Last Road Win	03/10/13 (115-113)
Last Home Loss	03/05/14 (102-116)
Last Road Loss	03/23/14 (107-124)

One AT&T Center
San Antonio, TX 78219
(210) 444-5500
Spurs.com

DIRECTORY

Chairman & CEOPeter M. Holt
President of Business OperationsRick Pych
President of Basketball Operations/Head CoachGregg Popovich
President of Sports Franchises/General ManagerR.C. Buford
Assistant General ManagersScott Layden, Sean Marks
Assistant Coaches.....Jim Boylen, Ettore Messina, Ime Udoka,
Chip Engelland, Chad Forcier, Becky Hammon
Head Athletic Trainer.....Will Sevensen
Director of Media Services.....Tom James
Basketball Communications ManagerKris Davis
Basketball Communications Coordinator.....Mitch Heckart



Head Coach
GREGG POPOVICH

GENERAL
INFO

FRONT
OFFICE

PLAYERS

2013-14
SEASON

STATS &
RECORDS

HISTORY

NBA

OPPONENTS

MEDIA

2014-15 MATCHUPS

Date	Location	Time (CT)	Final
01/25/15	San Antonio	6:00 p.m.	_____
03/18/15	Milwaukee	7:00 p.m.	_____

BUCKS VS. SPURS

Season	Home	Road	Total
1976-77	1-1	2-0	3-1
1977-78	2-0	0-2	2-2
1978-79	1-1	0-2	1-3
1979-80	0-1	0-1	0-2
1980-81	1-0	0-1	1-1
1981-82	1-0	0-1	1-1
1982-83	1-0	1-0	2-0
1983-84	0-1	1-0	1-1
1984-85	1-0	1-0	2-0
1985-86	1-0	1-0	2-0
1986-87	1-0	0-1	1-1
1987-88	1-0	0-1	1-1
1988-89	1-0	0-1	1-1
1989-90	1-0	0-1	1-1
1990-91	0-1	1-0	1-1
1991-92	1-0	0-1	1-1
1992-93	0-1	0-1	0-2
1993-94	0-1	0-1	0-2
1994-95	0-1	0-1	0-2
1995-96	1-0	0-1	1-1
1996-97	1-0	0-1	1-1
1997-98	0-1	0-1	0-2
1998-99	0-0	0-0	0-0
1999-00	1-0	1-0	2-0
2000-01	1-0	1-0	2-0
2001-02	1-0	1-0	2-0
2002-03	0-1	0-1	0-2
2003-04	1-0	0-1	1-1
2004-05	0-1	0-1	0-2
2005-06	1-0	0-1	1-1
2006-07	1-0	1-0	2-0
2007-08	0-1	0-1	0-2
2008-09	1-0	1-0	2-0
2009-10	0-1	0-1	0-2
2010-11	0-1	0-1	0-2
2011-12	1-0	0-0	1-0
2012-13	0-1	0-1	0-2
2013-14	0-1	0-1	0-2
TOTALS	24-16 (.600)	12-27 (.308)	36-43 (.456)

SPURS INFO

2013-14 SEASON:

Regular Season62-20 (1st, Southwest Division)
PlayoffsBeat Dallas (4-3)
Beat Portland (4-1)
Beat Oklahoma City (4-2)
Beat Miami (4-1)

2013-14 BUCKS VS. SPURS:

Date	Location	Result	Final
12/11/13	Milwaukee	L	77-109
01/19/14	San Antonio	L	82-110

HISTORY:

All-Time NBA Record1,884-1,184 (.614)
NBA Titles5 (1999, 2003, 2005, 2007, 2014)

TIMELINE:

Founded in 1967-68Dallas Chaparrals
1970-71Texas Chaparrals
1971-72Dallas Chaparrals
1973-74San Antonio Spurs
1976-77Entered the NBA

TEAM INFO:

Team ColorsSilver and Black
Home CourtAT&T Center (18,581)

BUCKS VS. SPURS SERIES INFO:

Current StreakLost 4 ... 12/05/12 - 01/19/14
Current Home StreakLost 2 ... 01/02/13 - 12/11/13
Current Road StreakLost 4 ... 11/23/09 - 01/19/14

Largest Winning Margin29 - at Milwaukee, 11/05/85 (126-97)
Largest Losing Margin42 - at San Antonio, 10/14/78 (111-153)

Last Home Win01/10/12 (106-103)
Last Road Win12/30/08 (100-98)
Last Home Loss12/11/13 (77-109)
Last Road Loss01/19/14 (82-110)

TORONTO RAPTORS

50 Bay St., Suite 500
Toronto, Ontario M5J 2L2
(416) 815-5600
Raptors.com

DIRECTORY

Chairman of the Board & NBA GovernorLawrence M. Tanenbaum
President & CEOTim Leiweke
President & General ManagerMasai Ujiri
Head CoachDwane Casey
Assistant CoachesBill Bayno, Nick Nurse, Jesse Mermuys,
.....Tom Sterner, Jama Mahlalela
Assistant Coach/Director of Sports ScienceAlex McKechnie
Head Athletic TrainerScott McCullough
Director, Media RelationsJim LaBumard
Manager, Media RelationsRoven Yau
Coordinator, Media RelationsPhil Summers



Head Coach
DWANE CASEY

2014-15 MATCHUPS

Date	Location	Time (CT)	Final
11/21/14	Toronto	6:30 p.m.	_____
01/19/15	Milwaukee	7:00 p.m.	_____
02/02/15	Toronto	6:30 p.m.	_____

BUCKS VS. RAPTORS

Season	Home	Road	Total
1995-96	1-1	1-1	2-2
1996-97	2-0	1-1	3-1
1997-98	2-0	1-1	3-1
1998-99	2-0	1-1	3-1
1999-00	1-1	1-1	2-2
2000-01	2-0	1-1	3-1
2001-02	2-0	2-0	4-0
2002-03	0-2	2-0	2-2
2003-04	1-1	2-0	3-1
2004-05	0-2	2-0	2-2
2005-06	2-0	0-1	2-1
2006-07	0-2	1-1	1-3
2007-08	1-0	0-2	1-2
2008-09	1-1	1-1	2-2
2009-10	2-0	0-1	2-1
2010-11	2-0	2-0	4-0
2011-12	1-0	2-0	3-0
2012-13	2-0	1-0	3-0
2013-14	0-2	0-2	0-4
TOTALS	24-12 (.667)	21-14 (.600)	45-26 (.634)

RAPTORS INFO

2013-14 SEASON:

Regular Season 48-34 (1st, Atlantic Division)
Playoffs Lost to Brooklyn (3-4)

2013-14 BUCKS VS. RAPTORS:

Date	Location	Result	Final
11/02/13	Milwaukee	L	90-97
01/13/14	Toronto	L	94-116
04/05/14	Milwaukee	L	98-102
04/14/14	Toronto	L	100-110

HISTORY:

All-Time NBA Record 629-881 (.417)
NBA Titles None

TIMELINE:

Founded in 1995-96 Toronto Raptors

TEAM INFO:

Team Colors Red, Black and Silver
Home Court Air Canada Centre (19,800)

BUCKS VS. RAPTORS SERIES INFO:

Current Streak Lost 4 ... 11/02/13 - 04/14/14
Current Home Streak Lost 2 ... 11/02/13 - 04/05/14
Current Road Streak Lost 2 ... 01/13/14 - 04/14/14

Largest Winning Margin 27 - at Milwaukee, 11/06/07 (112-85)
Largest Losing Margin 31 - at Toronto, 01/25/08 (75-106)

Last Home Win 04/06/13 (100-83)
Last Road Win 01/13/13 (107-96)
Last Home Loss 04/05/14 (98-102)
Last Road Loss 04/14/14 (100-110)

301 W. South Temple
Salt Lake City, UT 84101
(801) 325-2500
UtahJazz.com

2014-15 MATCHUPS

Date	Location	Time (CT)	Final
01/22/15	Milwaukee	7:00 p.m.	_____
02/28/15	Utah	8:00 p.m.	_____

DIRECTORY

Owner	Gail Miller
Chief Executive Officer/NBA Governor	Greg Miller
President	Randy Rigby
Executive Vice President of Basketball Operations	Kevin O'Connor
General Manager	Dennis Lindsey
Assistant General Manager	Justin Zanik
Head Coach	Quin Snyder
Assistant Coaches	Brad Jones, Antonio Lang, Alex Jensen
Assistant Coach/Player Development	Mike Wells, Johnnie Bryant
Head Athletic Trainer	Mark McKown
Director, Communications	Gary Briggs
Senior Manager, Communications	Jonathan Rinehart
Manager, Communications	Derek Garduno
Manager, Communications	Caroline Burleson



Head Coach
QUIN SNYDER

BUCKS VS. JAZZ

Season	Home	Road	Total
1974-75	2-0	1-1	3-1
1975-76	1-1	1-1	2-2
1976-77	1-0	0-2	1-2
1977-78	1-1	1-0	2-1
1978-79	1-1	2-0	3-1
1979-80	2-1	2-1	4-2
1980-81	1-0	1-0	2-0
1981-82	1-0	1-0	2-0
1982-83	1-0	1-0	2-0
1983-84	1-0	0-1	1-1
1984-85	1-0	1-0	2-0
1985-86	1-0	1-0	2-0
1986-87	0-1	1-0	1-1
1987-88	0-1	1-0	1-1
1988-89	1-0	0-1	1-1
1989-90	0-1	0-1	0-2
1990-91	1-0	0-1	1-1
1991-92	1-0	0-1	1-1
1992-93	0-1	0-1	0-2
1993-94	0-1	0-1	0-2
1994-95	0-1	0-1	0-2
1995-96	0-1	0-1	0-2
1996-97	1-0	0-1	1-1
1997-98	0-1	0-1	0-2
1998-99	0-0	0-0	0-0
1999-00	0-1	1-0	1-1
2000-01	1-0	1-0	2-0
2001-02	1-0	1-0	2-0
2002-03	0-1	0-1	0-2
2003-04	1-0	0-1	1-1
2004-05	1-0	0-1	1-1
2005-06	0-1	0-1	0-2
2006-07	0-1	0-1	0-2
2007-08	0-1	0-1	0-2
2008-09	1-0	0-1	1-1
2009-10	1-0	0-1	1-1
2010-11	0-1	0-1	0-2
2011-12	0-0	0-1	0-1
2012-13	1-0	0-1	1-1
2013-14	1-0	0-1	1-1

TOTALS	26-18 (.591)	17-28 (.378)	43-46 (.483)
---------------	------------------------	------------------------	------------------------

JAZZ INFO

2013-14 SEASON:

Regular Season	25-57 (5th, Northwest Division)
Playoffs	Did Not Qualify

2013-14 BUCKS VS. JAZZ:

Date	Location	Result	Final
01/02/14	Utah	L	87-96
03/03/14	Milwaukee	W	114-88

HISTORY:

All-Time NBA Record	1,737-1,495 (.537)
NBA Titles	None

TIMELINE:

Founded in 1974-75	New Orleans Jazz
1979-80	Utah Jazz

TEAM INFO:

Team Colors	Navy, Dark Yellow, Dark Green and Gray
Home Court	EnergySolutions Arena (19,911)

BUCKS VS. JAZZ SERIES INFO:

Current Streak	Won 1 ... 03/03/14
Current Home Streak	Won 2 ... 03/03/14
Current Road Streak	Lost 12 ... 03/28/03 - 01/02/14
Largest Winning Margin	56 - at Milwaukee, 03/14/79 (158-102)
Largest Losing Margin	48 - at Utah, 01/27/90 (96-144)
Last Home Win	03/03/14 (114-88)
Last Road Win	10/30/01 (119-112, OT)
Last Home Loss	12/18/10 (86-95)
Last Road Loss	01/02/14 (87-96)

Verizon Center
601 F Street NW
Washington, D.C. 20004
(202) 661-5000
WashingtonWizards.com

DIRECTORY

Majority Owner	Ted Leonsis
President	Ernie Grunfeld
Senior Vice President of Basketball Operations	Tommy Sheppard
Head Coach	Randy Wittman
Assistant Coaches	Don Newman, Don Zierden, Roy Rogers Pat Sullivan, Howard Eisle
Head Athletic Trainer	Eric Waters
Senior Director, Communications	Scott Hall
Director, Communications	Patrick Rees
Director, Corporate Communications	Ketsia Colimon
Communications Manager	Daren Jenkins

2014-15 MATCHUPS

Date	Location	Time (CT)	Final
11/01/14	Washington	6:00 p.m.	_____
11/22/14	Milwaukee	7:30 p.m.	_____
03/07/15	Milwaukee	7:30 p.m.	_____



Head Coach
RANDY WITTMAN

BUCKS VS. WIZARDS

Season	Home	Road	Total
1968-69	1-2	0-3	1-5
1969-70	2-1	1-2	3-3
1970-71	3-0	1-1	4-1
1971-72	2-0	3-0	5-0
1972-73	1-1	1-1	2-2
1973-74	2-0	1-1	3-1
1974-75	0-2	0-2	0-4
1975-76	1-1	1-1	2-2
1976-77	1-1	0-2	1-3
1977-78	1-1	2-0	3-1
1978-79	0-2	1-1	1-3
1979-80	1-0	0-1	1-1
1980-81	2-0	2-1	4-1
1981-82	2-1	1-1	3-2
1982-83	2-1	1-2	3-3
1983-84	3-0	2-1	5-1
1984-85	2-1	2-1	4-2
1985-86	3-0	1-2	4-2
1986-87	1-1	3-0	4-1
1987-88	3-0	1-1	4-1
1988-89	2-0	2-1	4-1
1989-90	2-0	1-1	3-1
1990-91	2-0	1-1	3-1
1991-92	2-0	1-1	3-1
1992-93	1-1	0-2	1-3
1993-94	1-1	0-2	1-3
1994-95	2-0	1-1	3-1
1995-96	1-1	0-2	1-3
1996-97	0-2	1-1	1-3
1997-98	0-2	1-0	1-2
1998-99	2-0	0-1	2-1
1999-00	2-0	1-1	3-1
2000-01	2-0	1-1	3-1
2001-02	2-0	1-1	3-1
2002-03	1-0	1-1	2-1
2003-04	1-1	2-0	3-1
2004-05	1-1	0-2	1-3
2005-06	1-0	1-1	2-1
2006-07	1-1	0-2	1-3
2007-08	1-1	1-1	2-2
2008-09	2-0	1-0	3-0
2009-10	1-1	1-1	2-2
2010-11	1-0	1-1	2-1
2011-12	2-0	1-1	3-1
2012-13	0-1	1-1	1-2
2013-14	0-2	1-1	1-3
TOTALS	66-30 [.688]	46-52 [.469]	112-82 [.577]

WIZARDS INFO**2013-14 SEASON:**

Regular Season	44-38 (2nd, Southeast Division)
Playoffs	Beat Chicago (4-1) Lost to Indiana (2-4)

2013-14 BUCKS VS. WIZARDS

Date	Location	Result	Final
11/27/13	Milwaukee	L	92-100 (OT)
12/06/13	Washington	W	109-105 (OT)
03/08/14	Milwaukee	L	107-114
04/12/14	Washington	L	91-104

HISTORY:

All-Time NBA Record	1,917-2,370 (.447)
NBA Titles	1 (1978)

TIMELINE:

Founded in 1961-62	Chicago Packers
1962-63	Chicago Zephyrs
1963-64	Baltimore Bullets
1973-74	Capital Bullets
1974-75	Washington Bullets
1997-98	Washington Wizards

TEAM INFO:

Team Colors	Red, White and Blue
Home Court	Verizon Center (20,356)

BUCKS VS. WIZARDS SERIES INFO:

Current Streak	Lost 2 ... 03/08/14 - 04/12/14
Current Home Streak	Lost 3 ... 02/11/13 - 03/08/14
Current Road Streak	Lost 1 ... 04/12/14

Largest Winning Margin	52 - at Milwaukee, 01/10/71 (151-99)
Largest Losing Margin	31 - at Milwaukee, 12/22/97 (99-110)

Last Home Win	02/28/12 (119-118)
Last Road Win	12/06/13 (109-105 OT)
Last Home Loss	03/08/14 (107-114)
Last Road Loss	04/12/14 (91-104)

MILWAUKEE BUCKS MEDIA



MEDIA INFORMATION

CREDENTIALS

Season and individual game credentials may be requested through the Bucks Public Relations Department.

PHOTOGRAPHERS

There are a limited number of photo lanes available for television and still photographers. Photo lanes are assigned by the Bucks Public Relations Department. For the safety of players, and in accordance with league rules, remote cameras and tripods are not allowed on the floor during the game, and all cameras must have a rubber lens cover.

INTERVIEW REQUESTS

Interview requests may be arranged through the Bucks Public Relations Department.

MEDIA ENTRANCE

The media entrance is located at Arena Control, the BMO Harris Bradley Center's 24-hour security entrance, which is located on the north side of the building (accessible via Fourth Street). Credentials are available two hours prior to game time.

MEDIA ROOM

The Media Room is located on court level, on the west side of the BMO Harris Bradley Center. Upon entering the BMO Harris Bradley Center through Arena Control, take a right and follow the hallway. The Media Room is equipped with wireless Internet, telephones, outlets, a fax machine, game notes and statistics.

LOCKER ROOMS

Both locker rooms are located in the southeast portion of the BMO Harris Bradley Center.

PREGAME: Locker rooms are open 75 minutes before each game for a 30-minute period.

POSTGAME: Locker rooms will open 10 minutes after the conclusion of each game.

MILWAUKEE MEDIA OUTLETS

TELEVISION

WTMJ-TV (NBC 4)

720 E. Capitol Drive
Milwaukee, WI 53212
(414) 967-5368
www.todaystmj4.com

Executive Producer-Sports - Rick Rietbrock
Talent - Lance Allan, Rod Burks, Jessie Garcia
Producers - Mike Ryan, Chad Jorgenson

WITI-TV (FOX 6)

9001 N. Green Bay Road
Milwaukee, WI 53209
(414) 586-2181
www.fox6now.com

Sports Director - Tom Pipines
Talent - Tim Van Vooren, Brandon Cruz
Producers - Ashley Cohen, C.J. Knee

WISN-TV (ABC 12)

759 N. 19th St.
Milwaukee, WI 53233
(414) 937-3337
www.wisn.com

Sports Director - Dan Needles
Talent - Stephanie Sutton, Trey Daerr

WDJT-TV (CBS 58)

809 S. 60th St.
Milwaukee, WI 53214
(414) 607-8127
www.cbs58.com

Talent - Kevin Holden, Earl Arms

Time Warner Cable SportsChannel

1320 N. MLK Drive
Milwaukee, WI 53212
(414) 908-4670

Anchor/Host - Dennis Krause
Producer - Tom Kurtz
Sports Reporter - J.P. Cadonin

PRINT/ONLINE

Associated Press

111 E. Wisconsin Ave., Suite 125
Milwaukee, WI 53203
(414) 225-3580

Sports Editor - Genaro Armas

Milwaukee Journal Sentinel (AM)

333 W. State St.
Milwaukee, WI 53201
(414) 224-2310
www.jsonline.com

Assistant Managing Editor/Sports - Mike Davis
Beat Writer - Charles Gardner
Digital Producer/Reporter - Matt Velazquez
Sports TV/Radio Columnists - Bob Wolfley
Reporter - Michael Hunt

Racine Journal Times (AM)

212 Fourth St.
Racine, WI 53403
(262) 631-1750
www.journaltimes.com

Sports Editor - Susan Shemanske
Beat Writer - Gery Woelfel

Wisconsin State Journal (AM)

1901 Fish Hatchery Road
Madison, WI 53713
(608) 252-6170
www.madison.com/sports

Sports Editor - Greg Sprout
Online Sports Editor - Rob Hernandez
Bucks Reporter/Columnist - Tom Oates

Appleton Post Crescent (AM)

P.O. Box 59
Appleton, WI 54912
(920) 993-1000, x1-230
www.postcrescent.com

Sports Contact - Mike Sherry

SEATING

Seating is assigned in all media sections. Seating charts may be found in the Media Room.

TELEPHONES

There are a limited number of telephones provided for general use in the Media Room. If you would like to order your own telephone, please contact the Bucks Public Relations Department.

INTERNET

The Media Room and arena bowl are equipped with wireless Internet access. Media who regularly cover the team will be assigned a password at the beginning of the season. Visiting media will receive their password with their media packet. All other media may obtain log-in information by checking with a member of the Bucks Public Relations Department or Jim Hafemann (Press Room Host).

INTERNATIONAL MEDIA REQUESTS

All international media interested in covering NBA regular season games and the Bucks must first submit a request in writing to the NBA league office. Please do not contact the Milwaukee Bucks directly. All interview and credential requests must be faxed to Michael Perrelli (NBA International) at (212) 407-8502.

GAME NIGHT STAFF

Official Scorer/Stats Crew Chief	Bob Wanek
Timer	Mike Goodwin
24-Second Timer	Vince Sciano
Scoreboard Operator	Dan Grusczyński
Statisticians	Jim Burant, Ted David, Glenn Gosfeld, Mike Falkner, Jay Kaun, David Schmitz, Mike Smith
Public Address Announcer	Eric Jensen
Press Room Host	Jim Hafemann

OnMilwaukee.com (Online Daily)

735 N. Water St., Suite 1120
Milwaukee, WI 53202
(414) 272-0557

www.onmilwaukee.com

Co-Founder/Staff Writer - Jeff Sherman
Sports Editor - Jim Owczarski
Columnist - Dave Begel

Milwaukee Community Journal (Weekly)

3612 MLK Drive
Milwaukee, WI 53212
(414) 265-5300

RADIO

620 WTMJ (Radio Flagship)

720 E. Capitol Drive
Milwaukee, WI 53212
(414) 967-5310
www.wtmj.com

Director of Network Operations - Carl Moll
Executive Producer, Sports - Doug Russell
Talent - Greg Matzek, Jeff Falconio
Producer - Justin Garcia

ESPN Radio (540 AM)

310 W. Wisconsin Ave., Suite 100
Milwaukee, WI 53203
(414) 273-3776
www.espnwisconsin.com

Talent - Drew Olson, Steve Haywood, Steve True, Mitch Nelles, Alex Petakas, Gabe Neitzel, Lance Davis
Producer - Chris Larsen

WSSP Radio (1250 AM)

11800 W. Grange Avenue
Hales Corners, WI 53130
(414) 529-1250

www.sportsradio1250.com

Program Director - Tom Parker
Sports Director - Chuck Freimund
Talent - Mike Wickett, Steve Fifer, Gary Ellerson, Bill Michaels
Producers - Ramie Makhlof, Joe Zenzola

BUCKS RADIO FLAGSHIP 620 WTMJ

Radio broadcasts of Milwaukee Bucks home and away games are originated by 620 WTMJ in Milwaukee.

The Bucks Radio Network consists of 16 stations throughout the state of Wisconsin.



RADIO AFFILIATES

Station	City	State	Frequency
WSCO AM	Appleton	WI	1570 AM
WSCO FM	Appleton	WI	95.3 FM
WBIZ AM	Eau Claire	WI	1400 AM
KFIZ AM	Fond du Lac	WI	1450 AM
WFAW AM	Fort Atkinson	WI	940 AM
WNFL AM	Green Bay	WI	1440 AM
WCL0 AM	Janesville	WI	1230 AM
WKTY AM	La Crosse	WI	580 AM
WTSO AM	Madison	WI	1070 AM
WOMT AM	Manitowoc	WI	1240 AM
WTMJ AM	Milwaukee	WI	620 AM
WPRE AM	Prairie du Chien	WI	980 AM
WJMC AM	Rice Lake	WI	1240 AM
WDUX FM	Waupaca	WI	92.7 FM
WRIG AM	Wausau	WI	1390 AM
WRIG FM	Wausau	WI	93.9 FM

Affiliate list is subject to change.

GENERAL
INFO

FRONT
OFFICE

PLAYERS

2013-14
SEASON

STATS &
RECORDS

HISTORY

NBA

OPPONENTS

MEDIA



JIM PASCHKE

BROADCAST DIRECTOR/
TV PLAY-BY-PLAY ANNOUNCER


Jim Paschke enters his 42nd year in the broadcasting industry, with the 2014-15 season marking his 29th as the television "Voice of the Bucks" and 19th as the team's Broadcast Director. Paschke works year-round on the telecasts, television projects and other team broadcast ventures, and regularly contributes both video and written content on the Bucks website with his "Paschketball" features. Jim is also a featured speaker in the community, addressing various civic groups and school assemblies throughout the year, and is a long-time supporter of the Cystic Fibrosis Foundation.

A native of Bloomington, Minn., he attended the University of Minnesota and Brown College in Minneapolis. He began his broadcasting career in radio in Knoxville, Iowa, and moved to television in Sioux City, Iowa. Paschke served as sports director at WMTV-TV15 in Madison, Wis., for three years and doubled as an analyst for University of Wisconsin football and basketball games.

He originally came to Milwaukee in 1980 and later served as sports director at WITI-TV6. From 1987-91 and 1995-96, baseball fans enjoyed hearing Jim as the television voice of the Milwaukee Brewers. He has also handled play-by-play duties for Marquette University basketball, Milwaukee Admirals (IHL) hockey and auto races at Wisconsin State Fair Park. Paschke returned to WITI-TV in 1992 to serve as moderator of the station's popular "Talking Sports" program, which earned an Emmy Award in 1993. In 2007 and 2009, Jim handled play-by-play duties for the NCAA Division III Baseball Championships, and in 2011 he called the action for FOX Sports Wisconsin's coverage WIAA State Football Championships.

On Oct. 6, 2007, Jim became a member of the Wisconsin Basketball Coaches Hall of Fame as "a Friend of Basketball," and last October was inducted into the National Academy of Television Arts and Sciences prestigious Silver Circle, an honor for outstanding individuals who have devoted 25 years or more to the local television industry. This October, Paschke is slated to be inducted into the Milwaukee Press Club's Milwaukee Media Hall of Fame. He also serves as an honorary MACC Fund board member, and together with Jon McGlocklin has won three regional Emmy Awards for his work on Bucks broadcasts.

Jim lives in St. Francis. His son, Michael, is an avid Bucks fan.



JON MCGLOCKLIN

TV ANALYST

Known as the "Original Buck," Jon McGlocklin has been associated with the Bucks organization since the inception of the franchise in 1968. The 2014-15 season marks his 39th as analyst for Bucks TV games, and his 29th paired in the broadcast booth with Jim Paschke. The duo are three-time Wisconsin Emmy Award winners for their work

on Bucks telecasts.

McGlocklin averaged 19.6 ppg in the Bucks inaugural season of 1968-69 and went on to play eight years in a Milwaukee uniform. His name appears in five categories on the Bucks all-time career leaders list. Named to the 1969 Eastern Division All-Star team, "Jonny Mac" was a starting guard on the Bucks 1971 World Championship team. For his many on-court contributions to the franchise, his number 14 jersey was retired in 1976 and currently hangs from the rafters inside the BMO Harris Bradley Center.

Following his retirement from basketball in 1976, McGlocklin joined the Bucks front office and, together with former Bucks broadcaster Eddie Doucette, founded the Midwest Athletes Against Childhood Cancer (MAACC) Fund. Serving as president, the fund financed construction of the MACC Fund Research Center at the Medical College of Wisconsin and has contributed more than \$50 million to the fight against childhood cancer. In June, 2004, after spending 18 years as a trustee, he was named trustee emeritus for the Medical College of Wisconsin. McGlocklin is on the State Board of Directors for the Fellowship of Christian Athletes.

Jon and his wife, Pam, reside in Hartland, along with their son, Shannon, his wife, Colleen, and granddaughters, Kayleigh and Alannah. Their daughter, Meghan, her husband, Matt, and granddaughters, Keegan and Quinn, reside in Delafield.



SIDNEY MONCRIEF

TV ANALYST

Bucks legend Sidney Moncrief returns to Milwaukee's broadcast team for his second season as an analyst on Bucks telecasts.

The 5th overall pick by Milwaukee in the 1979 NBA Draft, Moncrief played 10 seasons for the Bucks (1979-89) where he won the league's first two Defensive Player of the Year awards, was a five-time All-Star, a five-time All-NBA and All-Defensive team honoree and is one of seven former Bucks to have their number retired by the franchise. He is among the franchise leaders in points (11,594, third), games (695, second), minutes (22,054, second), field goals (4,000, eighth), free throws (3,505, first), rebounds (3,447, seventh), assists (2,689, second) and steals (874, third).

In addition to his individual success, Moncrief's teams won seven consecutive division titles starting with his arrival in 1979 and also won 50-plus games in seven consecutive seasons. The Bucks were 522-298 (.637) while he was with the team and advanced to the playoffs in each of his 10 seasons, including three trips to the Eastern Conference Finals.

A native of Little Rock, Ark., Moncrief played collegiately at the University of Arkansas. Following his playing days, he began a coaching career as the head coach at the University of Arkansas - Little Rock for the 1999-2000 season. He was also an assistant coach for the Dallas Mavericks (2000-2003), the head coach of the Fort Worth Flyers in the D-League for the 2006-07 season, an assistant coach with the Golden State Warriors from 2007-2009, and also served as an assistant coach for the Bucks during the 2011-12 and 2012-13 seasons.



TELLY HUGHES

SIDELINE REPORTER

Telly Hughes returns to the hardwood for his sixth season as a sideline reporter after being an in-season addition to the FOX Sports Wisconsin crew in 2008-09. A two-time Emmy Award winner, Hughes also serves as a sideline reporter for FOX Sports Wisconsin's broadcasts of Milwaukee Brewers games.

A native of East St. Louis, Ill., Hughes previously worked with FOX Sports North. He has also worked as a sports anchor/reporter with KPLR-TV in St. Louis, Mo., WHO-TV in Des Moines, Iowa, and WMAZ-TV in Macon, Ga.



SOPHIA MINNAERT

SIDELINE REPORTER

Sophia Minnaert enters her third full season as a social media and sideline reporter for Bucks broadcasts on FOX Sports Wisconsin. She also serves in a similar role for broadcasts of the Milwaukee Brewers, the WIAA state football championships, and Hockey Day Minnesota on FOX Sports North.

Prior to joining FOX Sports Wisconsin, Minnaert worked for Play ON! Sports on high school state championship broadcasts across the Midwest, which aired on FOX Sports Wisconsin, FOX Sports Midwest and CSN Chicago. She also worked as a feature reporter on the FOX Sports Wisconsin Prep Zone.

A native of Madison, Wis., Minnaert is a graduate of Marquette University with degrees in journalism and Spanish language and literature. As a student at Marquette, Minnaert interned at ESPN in Bristol, Conn., and at WISN TV in Milwaukee. She also provided content for ESPNU Campus Connection.

GENERAL
INFO

FRONT
OFFICE

PLAYERS

2013-14
SEASON

STATS &
RECORDS

HISTORY

NBA

OPPONENTS

MEDIA



TED DAVIS

RADIO PLAY-BY-PLAY ANNOUNCER

Ted Davis enters his 42nd year in broadcasting, with the 2014-15 campaign marking his 18th season as the radio "Voice of the Bucks." He came to Milwaukee following nine seasons calling the action for the Dallas Mavericks. During the 2004-05 campaign, Davis received the Milwaukee Achievement In Radio (AIR) award as the best play-by-play broadcaster for the second time in his career. He won the award in 1998-99 as well. He also earned the KATIE Award - the most prestigious award in Texas for excellence in writing or broadcast journalism - for his work as play-by-play broadcaster on KLIF-AM for the Dallas Mavericks during the 1996-97 season.

A native of Lubbock, Texas, Davis began his radio career at the age of 17 when he was hired by KDNT in Denton, Texas. He spent 10 years (1978-88) on the sports staff at KVIL in Dallas-Fort Worth, and called Texas Christian University and Texas A&M games for the Southwest Conference radio network from 1982-86. He has also covered the NCAA Men's Basketball Tournament for CBS Radio from 1986-88 and the NCAA Women's Final Four in 1986 and 1987. Davis has also held announcing positions with KLIF-AM and WBAP-AM in Dallas-Fort Worth, the Mutual Broadcasting System and North Texas State University (men's basketball and football).

Ted and his wife, Debbie, also a native Texan, reside in Menomonee Falls.



DENNIS KRAUSE

RADIO ANALYST

Dennis Krause is in his 19th season as the radio color analyst for Bucks home games. He first joined the Bucks Radio Network in 1995 as the fill-in play-by-play voice.

Krause is a five-time Wisconsin Sportscaster of the Year, most recently for 2012. Dennis is the host of the daily "Roundtable" show and the interview program "The Dennis Krause Show" on Time Warner Cable SportsChannel, based in Milwaukee and seen in 200 communities in Wisconsin.

Krause is a native of Hartford, Wis., and a graduate of the University of Wisconsin-Oshkosh. He worked from 1984-87 at WMBD Radio and TV in Peoria, Ill., and from 1987-2003 at WTMJ-TV in Milwaukee, where he served as sports director and won a Midwest Emmy award.

In addition to his Bucks duties, Krause is the host of the pre-game show, "Packers Preview," on the Green Bay Packers Radio Network. Dennis lives in Thiensville with his wife, Julie. They have two children, Melissa and Zac.



CRAIG COSHUN

TV PRE- AND POST-GAME HOST

Craig Coshun begins his 15th season covering the Bucks as pre-game and post-game host of Bucks Live. He also serves as a sideline reporter and, during the summer, he performs the same duties for Milwaukee Brewers telecasts. Coshun and his FOX Sports Wisconsin colleagues have won four Emmy Awards for their Bucks and Brewers coverage.

Coshun is a veteran state sportscaster, beginning with WEAU-TV in Eau Claire in 1988. Since then, he has worked as Madison's WMTV-TV's sports director, while calling University of Wisconsin events and WIAA State High School Football Championships. Coshun spent more than a decade calling college football and basketball games for the ESPN family of networks as well as the Big Ten Network. He has also filled in as the Brewers play-by-play announcer. Coshun resides in Verona with his wife Pam and sons John and Jake. He is a UW-Whitewater grad.



TONY SMITH

TV PRE- AND POST-GAME ANALYST

Tony Smith begins his sixth season as the pre- and post-game analyst for Bucks games. Prior to joining FOX Sports Wisconsin, Smith worked in the media ranks as a co-host on ESPN Milwaukee radio and color analyst for local high school games on Time Warner Sports.

A native of Milwaukee, Smith played basketball at Wauwatosa East High School and Marquette University before going on to play in the NBA with the L.A. Lakers, Phoenix, Miami, Charlotte, Atlanta and Milwaukee.

TRAINING CAMP & PRESEASON SCHEDULE

OCTOBER 2014

SUNDAY	MONDAY	TUESDAY	WEDNESDAY	THURSDAY	FRIDAY	SATURDAY
	29 Media Day Bucks Training Center	30 Training Camp Opens	1	2	3	4
5	6	7	8 Memphis Resch Center (Green Bay) 7:00 p.m. (CT)	9 at Detroit The Palace of Auburn Hills 6:30 p.m. (CT)	10	11 Chicago BMO Harris Bradley Center 7:30 p.m. (CT) MACC FUND GAME
12	13	14 at Cleveland Quicken Loans Arena 6:00 p.m. (CT)	15	16	17 at Minnesota U.S. Cellular Center (Cedar Rapids) 7:00 p.m. (CT)	18
19	20 at New York Madison Square Garden 6:30 p.m. (CT)	21	22 Minnesota BMO Harris Bradley Center 7:00 p.m. (CT)	23	24	25
26	27	28	29	30	31	

GENERAL
INFO

FRONT
OFFICE

PLAYERS

2013-14
SEASON

STATS &
RECORDS

ALL-TIME PRESEASON RECORD

1968 5-4
1969 5-3
1970 10-0
1971 8-4
1972 6-2
1973 6-2
1974 5-3
1975 1-6
1976 0-8
1977 3-5
1978 6-2
1979 5-3
1980 7-1
1981 4-4
1982 5-3
1983 3-6
1984 4-4
1985 5-3
1986 2-6

1987 5-3
1988 4-4
1989 5-2
1990 4-3
1991 5-2
1992 2-6
1993 4-3
1994 2-6
1995 1-7
1996 3-4
1997 7-0
1998 1-1
1999 7-1
2000 6-2
2001 4-4
2002 4-3
2003 4-4
2004 4-4
2005 3-5

2006 3-5
2007 3-5
2008 1-7
2009 3-5
2010 3-5
2011 0-2
2012 3-5
2013 1-5

TOTALS 182-172

HISTORY

NBA

OPPONENTS

MEDIA

2014-15 TELEVISION SCHEDULE

OCTOBER

Wed 29	at Charlotte	6:00 p.m.	FSW
Fri 31	Philadelphia	7:30 p.m.	FSW

NOVEMBER

Sat 1	at Washington	6:00 p.m.	FSW
Tue 4	at Indiana	6:00 p.m.	FSW
Wed 5	Chicago	7:00 p.m.	FSW
Fri 7	at Detroit	6:30 p.m.	FSW
Sat 8	Memphis	7:30 p.m.	FSW
Tue 11	Oklahoma City	7:00 p.m.	FSW
Fri 14	at Orlando	6:00 p.m.	FSW
Sun 16	at Miami	5:00 p.m.	FSW
Tue 18	New York	7:00 p.m.	FSW
Wed 19	at Brooklyn	6:30 p.m.	FSW
Fri 21	at Toronto	6:30 p.m.	FSW
Sat 22	Washington	7:30 p.m.	FSW
Tue 25	Detroit	7:00 p.m.	FSW
Wed 26	at Minnesota	7:00 p.m.	FSW
Fri 28	at Detroit	6:30 p.m.	FSW
Sat 29	Houston	8:00 p.m.	FSW

DECEMBER

Tue 2	at Cleveland	6:00 p.m.	FSW
Wed 3	Dallas	7:00 p.m.	FSW
Fri 5	Miami	7:30 p.m.	FSW
Sun 7	at Dallas	6:30 p.m.	FSW
Tue 9	at Oklahoma City	7:00 p.m.	FSW
Sat 13	L.A. Clippers	6:30 p.m.	FSW
Mon 15	at Phoenix	8:00 p.m.	FSW
Wed 17	at Portland	9:00 p.m.	FSW
Thu 18	at Sacramento	9:00 p.m.	FSW
Sat 20	at L.A. Clippers	9:30 p.m.	FSW
Tue 23	Charlotte	7:00 p.m.	FSW
Fri 26	at Atlanta	6:30 p.m.	FSW
Sat 27	Atlanta	7:30 p.m.	FSW
Mon 29	at Charlotte	6:00 p.m.	NBATV
Wed 31	at Cleveland	6:00 p.m.	FSW

JANUARY

Fri 2	Indiana	7:30 p.m.	FSW
Sun 4	at New York	6:30 p.m.	FSW
Tue 6	Phoenix	7:00 p.m.	FSW
Wed 7	at Philadelphia	6:00 p.m.	FSW
Fri 9	Minnesota	7:30 p.m.	FSW
Sat 10	at Chicago	7:00 p.m.	FSW
Thu 15	New York	2:00 p.m.	NBATV
Mon 19	Toronto	7:00 p.m.	FSW
Thu 22	Utah	7:00 p.m.	FSW
Sat 24	Detroit	6:30 p.m.	FSW
Sun 25	at San Antonio	6:00 p.m.	FSW
Tue 27	at Miami	6:30 p.m.	FSW
Thu 29	at Orlando	6:00 p.m.	FSW
Sat 31	Portland	7:30 p.m.	FSW

FEBRUARY

Mon 2	at Toronto	6:30 p.m.	FSW
Wed 4	L.A. Lakers	7:00 p.m.	FSW
Fri 6	at Houston	7:00 p.m.	FSW
Sat 7	Boston	7:30 p.m.	FSW
Mon 9	Brooklyn	7:00 p.m.	FSW
Wed 11	Sacramento	7:00 p.m.	FSW
Fri 20	Denver	7:30 p.m.	FSW
Sun 22	Atlanta	2:30 p.m.	FSW
Mon 23	at Chicago	7:00 p.m.	FSW
Wed 25	Philadelphia	7:00 p.m.	FSW
Fri 27	at L.A. Lakers	9:30 p.m.	FSW
Sat 28	at Utah	8:00 p.m.	FSW

MARCH

Tue 3	at Denver	8:00 p.m.	FSW
Wed 4	at Golden State	9:30 p.m.	FSW
Sat 7	Washington	7:30 p.m.	FSW
Mon 9	New Orleans	7:00 p.m.	FSW
Wed 11	Orlando	7:00 p.m.	FSW
Thu 12	at Indiana	6:00 p.m.	FSW
Sat 14	at Memphis	7:00 p.m.	FSW
Tue 17	at New Orleans	7:00 p.m.	FSW
Wed 18	San Antonio	7:00 p.m.	FSW
Fri 20	at Brooklyn	6:30 p.m.	FSW
Sun 22	Cleveland	2:00 p.m.	FSW
Tue 24	Miami	7:00 p.m.	FSW
Thu 26	Indiana	7:00 p.m.	FSW
Sat 28	Golden State	7:30 p.m.	FSW
Mon 30	at Atlanta	6:30 p.m.	FSW

APRIL

Wed 1	Chicago	7:00 p.m.	FSW
Fri 3	at Boston	6:30 p.m.	FSW
Sat 4	Orlando	7:30 p.m.	FSW
Wed 8	Cleveland	7:00 p.m.	FSW+
Fri 10	at New York	6:30 p.m.	FSW+
Sun 12	Brooklyn	2:00 p.m.	FSW+
Mon 13	at Philadelphia	6:00 p.m.	FSW
Wed 15	Boston	7:00 p.m.	FSW+

All times listed are Milwaukee times

FSW - FOX Sports Wisconsin
FSW+ - FOX Sports Wisconsin Alternate Channel
NBATV - NBA TV

During the 2013-14 season, the Milwaukee Bucks family lost several members who contributed to the rich history and tradition of the organization. The Milwaukee Bucks honor their contributions to the franchise and remember their commitment and dedication to Bucks basketball.

BILL BATES

Bill Bates was the Milwaukee Bucks trainer from 1972-75, and he kept the Bucks players in good enough shape for the team to earn a 157-89 (.638) record over those three seasons, including a Western Conference Championship in 1974.


The staunch physical fitness advocate was formerly head trainer of the NFL's New England Patriots before joining the Bucks. A native of Philadelphia, he was head trainer of the 76ers from 1962-65, and an assistant with the Philadelphia Warriors basketball team from 1958-61. A registered, licensed physical therapist, Bill received his B.S. degree from the University of Pennsylvania in 1960. He also maintained a private practice from 1967-72. Among the athletes he served during his experienced career are Wilt Chamberlain, Elgin Baylor, Jerry West, Joe Namath, Jim Plunkett, and of course, Kareem Abdul-Jabbar.



GUY RODGERS

Though Guy Rodgers was only with the Milwaukee Bucks for the last two of his 12 years in the NBA, the Hall-of-Famer capped off his career helping shape the Bucks into the team that would win an NBA Championship only three seasons after his arrival – and only three seasons after its founding. Milwaukee selected Rodgers in the 1968 expansion draft, and even though he had retired before the Bucks' 1970-71 Championship season, the four-time All Star's influence was relevant to the Bucks quick rise to the ranks of the best in the league. His last season in the league, 1969-70, he played with Kareem Abdul-Jabbar, who was in his rookie year.

Rodgers was one of the most talented guards during his time in the league. On March 2, 1962, he was the one in the backcourt feeding Wilt Chamberlain the ball during his record-setting 100-point game.



GARY ROSENBERGER

Gary Rosenberger was a sharp-shooting guard who played a vital role on Marquette University's 1977 NCAA Championship team. The four-year letter winner was drafted by Milwaukee in the ninth round of the 1978 NBA Draft with the 182nd pick, but he did not play a game for the Bucks.

He pursued a successful business career, first with MGIC in Milwaukee, then with various mortgage companies.



GENERAL
INFO

FRONT
OFFICE

PLAYERS

2013-14
SEASON

STATS &
RECORDS

HISTORY

NBA

OPPONENTS

MEDIA

